


# **WEST VIRGINIA PUBLIC DEFENDER SERVICES**

**ANNUAL REPORT  
FISCAL YEAR 2011-2012**



**RUSSELL S. COOK  
ACTING EXECUTIVE DIRECTOR**

## TABLE OF CONTENTS

|  |     |
|--|-----|
| WV PUBLIC DEFENDER SERVICES  | 1   |
| PURPOSE  | 1   |
| INTRODUCTION   | 1   |
| AGENCY MISSION   | 1   |
| CUSTOMER SERVICE   | 1   |
| GOALS/OBJECTIVES/TRAINING  | 2   |
| INDIGENT DEFENSE COMMISSION  | 3   |
| APPOINTED COUNSEL SYSTEM   | 4   |
| PUBLIC DEFENDER CORPORATION SYSTEM   | 4   |
| WEST VIRGINIA PUBLIC DEFENDER SERVICES EMPLOYEE LISTING                        | 9   |
| PUBLIC DEFENDER SERVICES FINANCIAL DATA  | 10  |
| APPOINTED COUNSEL & PUBLIC DEFENDER STATISTICAL SUMMARY                        | 16  |
| APPENDIX A: APPOINTED COUNSEL STATISTICS                                       | 20  |
| AC HOURS PAID BY CASE TYPE   | 30  |
| AC FEES PAID BY CASE TYPE  | 35  |
| AC EXPENSES PAID BY CASE TYPE  | 41  |
| AC EXPENSES PAID BY CATEGORY   | 47  |
| AC DIRECT EXPENSE CLAIMS BY CASE TYPE  | 52  |
| AC HOURS PAID IN COURT/OUT OF COURT  | 57  |
| AC CLAIMS PAID BY CASE TYPE  | 62  |
| AC AVERAGE COST BY PRIMARY CHARGE  | 67  |
| APPENDIX B: PUBLIC DEFENDER CORPORATIONS STATISTICAL INFORMATION               | 71  |
| PD CORPORATIONS BOARD OF DIRECTORS CHAIRPERSONS                                | 72  |
| PDS GRANTS TO PUBLIC DEFENDER CORPORATIONS                                     | 74  |
| PD HOURS WORKED BY ATTORNEY, BY MONTH  | 75  |
| PD HOURS WORKED BY ATTORNEY IN COURT/OUT OF COURT/ADMINISTRATIVE/DRUG COURT    | 82  |
| PD CORPORATIONS CASES AND CHARGES REPRESENTED, OPENED, AND CLOSED BY CASE TYPE | 89  |
| APPENDIX C: APPOINTED COUNSEL / PUBLIC DEFENDER COMPARISONS                    | 99  |
| PD & AC COMPARISON OF REPRESENTED CASES  | 100 |
| PD & AC COMPARISON OF OPEN CASES   | 121 |

|  |     |
|--|-----|
| PD & AC COMPARISON OF CLOSED CASES   | 142 |
| APPENDIX D: APPOINTED COUNSEL INDEX PAYEE TOTAL FOR FISCAL YEAR 2011             | 164 |
| APPOINTED COUNSEL FEES & EXPENSES PAID BY PAYEE TOTAL CLAIMS IN DESCENDING ORDER | 184 |
| APPOINTED COUNSEL FEES & EXPENSES PAID BY PAYEE ALPHABETICAL ORDER               | 201 |

|   |   |
|---|---|
| Figure 1: Map of Current Public Defender Corporations | 6 |
|---|---|

# WV PUBLIC DEFENDER SERVICES

ANNUAL REPORT FISCAL YEAR 2011-2012

## PURPOSE

*Pursuant to the requirements of West Virginia Code §5-1-20, Public Defender Services, an Agency of the Executive Branch, submits this report for fiscal year 2011-2012 to his Excellency, Governor Earl Ray Tomblin and to the West Virginia Legislature. This report describes the agency's activities during fiscal year 2011-2012.*

## INTRODUCTION

Although local practices vary widely, for billing and statistical purposes, PDS defines a “case” as any matter, regardless of how it initially arose, which is resolved in one proceeding or a closely related series of proceedings. Because separate case numbers may be assigned when charges are first brought, one “case” for our purposes may be assigned several case numbers in magistrate or circuit court. Appointed (private) counsel data is shown as claims submitted. Absent supplemental and direct expense vouchers (providers of services other than attorneys appointed) this number corresponds closely to numbers of cases.

In the interest of accurate reporting, both private counsel and Public Defender data are shown in a variety of ways. Although the two systems cannot be compared precisely, it is clear that Public Defender operations have been more cost effective since 1990.

## AGENCY MISSION

Public Defender Services was established July 1, 1981, by West Virginia Code §29-21-1, et seq., and is responsible for administering the provision of legal representation to indigent persons as required by the Sixth Amendment to the United States Constitution and by Article III, Section 14 of the West Virginia Constitution. The Executive Director, appointed by the Governor, by and with the advice and consent of the West Virginia Senate, is responsible for the administration of the appointed counsel system; the Public Defender Corporation system; the Public Defender Services appellate division; and the Criminal Law Research Center within Public Defender Services. The Executive Director also serves as the chair of the Indigent Defense Commission.

## CUSTOMER SERVICE

PDS' responsibility is to see that clients are properly represented. In that sense, the paramount goal is to serve each client. Secondarily, however, PDS tries to ensure that lawyers and service providers in the private sector are paid reasonably and timely, as well as funding full-time Public Defender offices adequately to maintain their effectiveness and efficiency.

For private providers, PDS corrects billings so as to avoid returns by the State Auditor's office. Within the constraints of a limited staff the goal is to process vouchers within five business days.

In Fiscal Year 2012, PDS paid in excess of \$21.9 million dollars on 29,105 claims. For Appointed counsel claims, two time periods for submission of claims are in effect. For work completed prior on or before June 30, 2008, claims must have been submitted prior to January 1, 2009. For work completed on or after July 1, 2008, claims must be submitted within 90 calendar days after the last date of service.

## **GOALS/OBJECTIVES/TRAINING**

The agency's paramount goal is to see that indigent persons are properly represented. In that sense, every objective and every performance measure is designed to further that overriding goal.

The primary objective to further the paramount goal relates to funding. Except for the appellate section (one attorney; See Appellate Advocacy section below), PDS does not represent clients but rather funds (See Voucher Processing and Public Defender sections, below) and assists representation (see Criminal Law Research Center section below). The Indigent Defense Commission (see below) provides assistance to the Executive Director in meeting the agency's goals and objectives for indigent defense.

PDS makes every effort to see that private attorneys are paid in a timely and reasonable manner within the limits of available funding allotments and through funding contracts maintains effective and efficient full-time Public Defender Offices.

## INDIGENT DEFENSE COMMISSION

The Indigent Defense Commission was established July 1, 2008 pursuant to H.B. 4022, enacted during the 2008 legislative session (See W.Va. Code §29-21-3b). The Commission members are appointed by the Governor and are charged with a number of advisory and oversight duties. A list of current serving members can be found below.

**Table 1: Indigent Defense Commission**

|   |                        |
|---|------------------------|
| The Honorable <b>Andrew A. MacQueen</b> , Esq.<br>Retired Circuit Judge                 | Term ending 06/30/2013 |
| <b>William B. Richardson</b> , Esq.<br>Attorney, 1 <sup>st</sup> Congressional District | Term ending 06/30/2013 |
| <b>Joseph M. Ward</b> , Esq.<br>Attorney, 2 <sup>nd</sup> Congressional District        | Term ending 06/30/2010 |
| <b>Robert E. Richardson</b> , Esq.<br>Attorney, 3 <sup>rd</sup> Congressional District  | Term ending 06/30/2010 |
| <b>Adrienne Worthy</b><br>Non-Lawyer  | Term ending 06/30/2011 |
| <b>Vacant</b><br>Mental Illness Advocate  | Term ending 06/30/2011 |
| <b>Vacant</b> , Esq.<br>Abuse and Neglect Attorney                                      | Term ending 06/30/2012 |
| <b>Vacant</b> , Esq.<br>Chief Defender  | Term ending 06/30/2012 |
| <b>Russell S. Cook</b> , Esq.<br>Acting Executive Director of PDS                       | Non-expiring Term      |

Pursuant to the statute, on January 15, 2009, the Commission submitted its first report to the Legislature on the “feasibility and need for the creation of additional public defender offices; the activation of public defender corporations; the formation of multi-circuit or regional public defender corporations; or the dissolution of public defender corporations...”.

The report submitted on January 15, 2009, made the following five recommendations:

- Activations of Public Defender corporations in the 4<sup>th</sup>, 16<sup>th</sup>, 17<sup>th</sup>, and 26<sup>th</sup> Judicial Circuits (effective July 1, 2009 or sooner);
- Increase the hourly rate of compensation to private appointed counsel (effective July 1, 2009 or sooner);
- The WV Supreme Court and State Bar should advise the Legislature annually as to needed changes and improvements to the indigent defense system, including recommending hourly rates for private counsel;
- PDS should devise a system to alert judges to private counsel billings which appear to be consistently higher than average and local panels of attorneys should be defined; and

- Indigent defense lawyers to be required to complete a minimum number of relevant CLE hours.

Of these recommendations, PDS has been able to implement the fourth item, i.e., report of private counsel billing. The remaining recommendations require action by the Legislature, The Supreme Court of Appeals, or the West Virginia State Bar.

## APPOINTED COUNSEL SYSTEM

The appointed counsel system is comprised of private attorneys and operates in all 55 counties of West Virginia. Approximately 800 private counsel and service providers are reimbursed annually by PDS for fees and expenses incurred in the representation of indigents in criminal matters.

In December 1987, Millard Jewell, a Mingo County attorney whose case load was composed of 30 percent appointed cases, filed suit in the West Virginia Supreme Court. The Court appointed a Special Master and evidentiary hearings were held at three locations in the state. In July 1989, the Court found certain aspects of the indigent defense system unconstitutional. The Court required the Legislature to increase appointed counsel rates from \$20/\$25 per hour to \$45/\$65 per hour, and to raise the fee cap to \$3,000. During the 1990 Regular Session of the Legislature, these mandates were enacted into W.Va. Code §29-21-13a and became effective July 1, 1990. This action more than doubled the costs of the appointed counsel system.

Using appropriated, re-appointed and supplemental funds for fiscal year 2011-2012, PDS processed **\$21,960,493.83** in payments for 29,105 claims by appointed counsel and other providers. Because all funds were exhausted the previous fiscal year, these figures represent approximately payments made from non-abuse and neglect vouchers received from May 20, 2011 to April 11, 2012 and abuse and neglect vouchers received from June 10, 2011 to May 28, 2012. The agency received a supplemental appropriation from the Legislature, (\$13 million dollars) during Fiscal Year 2012. The accrued liability reported to the agency was approximately **\$6,824,105.17** dollars which carries over to fiscal year 2012. The average hourly appointed counsel cost was **\$52.87** and the average appointed counsel cost per claim was **\$754.53**. Appointed Counsel statistical information is found in **Appendix A**.

## PUBLIC DEFENDER CORPORATION SYSTEM

The Public Defender corporation system is the alternative to the appointed counsel system. As full-time practitioners in criminal law, defenders do not need to research issues as often as private counsel who may only occasionally do criminal work. In addition, Public Defenders do not charge an hourly rate so they are not paid extra for travel time or for time awaiting

hearings. Each office operates as a non-profit Corporation with its own board of directors. Each Corporation receives funding from Public Defender Services.

Prior to fiscal year 1990-1991, Public Defender Corporation offices operated in the 2<sup>nd</sup>, 10<sup>th</sup>, 23<sup>rd</sup>/31<sup>st</sup> (combined), and 28<sup>th</sup> Judicial Circuits. During fiscal year 1989-1990, the 1<sup>st</sup>, 8<sup>th</sup>, 12<sup>th</sup>, 13<sup>th</sup>, and 30<sup>th</sup> Circuits opened Public Defender offices. In fiscal year 1990-1991, the 7<sup>th</sup> and 9<sup>th</sup> Circuit offices opened. In fiscal year 1994-1995, the 6<sup>th</sup> and 24<sup>th</sup> Circuit offices opened. In fiscal year 1995-1996, the 5<sup>th</sup> Circuit offices opened. In fiscal year 1999-2000, the 11<sup>th</sup> and 25<sup>th</sup> Circuit offices opened, and in fiscal year 2000-2001, the 18<sup>th</sup> Circuit office opened.

The 1<sup>st</sup> Circuit offices are located in Wheeling and Weirton; the 2<sup>nd</sup> Circuit, in Moundsville; the 5<sup>th</sup> Circuit, in Ripley and Spencer; the 6<sup>th</sup> Circuit, in Huntington; the 7<sup>th</sup> Circuit, in Logan; the 8<sup>th</sup> Circuit, in Welch; the 9<sup>th</sup> Circuit, in Princeton; the 10<sup>th</sup> Circuit, in Beckley; the 11<sup>th</sup> Circuit, in Lewisburg and Marlinton; the 12<sup>th</sup> Circuit, in Fayetteville; the 13<sup>th</sup> Circuit, in Charleston; the 15<sup>th</sup> Circuit, in Clarksburg; the 18<sup>th</sup> Circuit, in Kingwood; the 23<sup>rd</sup> Circuit, in Martinsburg and Charles Town; the 24<sup>th</sup> Circuit, in Wayne; the 25<sup>th</sup> Circuit, in Madison and Hamlin; the 28<sup>th</sup> Circuit, in Summersville; the 30<sup>th</sup> Circuit, in Williamson. During fiscal year 2011 the system employed 132 attorneys and 84.5 staff employees. The **Figure** below shows the circuits and counties that currently have Public Defender Corporations.

During fiscal year 2011-2012, the Corporations provided representation in 117,392 judicial proceedings; pursuant to contracts, Public Defender Services issued disbursements totaling **\$19,695,724.82** to and on behalf of Public Defender Corporations. The average hourly cost was **\$75.84** and the average cost per case closed was **\$470.10**. Full Public Defender statistical, grant, and board composition information can be found under **Appendix B**.



## **The Criminal Law Research Center (2 FTE's)**

By statute the Research Center is charged with producing legal materials and providing and coordinating legal education programs and services useful to West Virginia criminal law practitioners.

### **CLRC PUBLICATIONS INCLUDE:**

- **WV Criminal Law Digest** (up to the 12<sup>th</sup> Edition) (Summarizes WV Supreme Court Opinions)
- **WV Criminal Jury Instructions Manual** (6<sup>th</sup> Edition)
- **WV Criminal Defense Motion Manual** (2<sup>nd</sup> Edition)
- **WV Criminal Defense Litigation Manual** (2<sup>nd</sup> Edition)
- **The Defender** (A quarterly newsletter which includes US and WV cases and commentary and other related matters)
- **E-mail alerts** of recent cases

These publications save time for practitioners, as well as money for the State, by eliminating unnecessary research billing by private attorneys; they are available for minimal cost on CD and in hard copy and with many free on the WVPDS website [www.wvpds.org](http://www.wvpds.org).

In Fiscal Year 2012, the Criminal Law Research Center sponsored multiple continuing legal education ("CLE") programs in Beckley, Charleston, Martinsburg, and Wheeling and organized and presented the 2012 Annual Public Defender Conference on June 21-22, 2012 at Embassy Suites Hotel in Charleston, WV, which was attended by nearly 250 criminal defense practitioners, staff, and seminar providers. All of these sessions were open to full-time public defenders and private criminal defense attorneys. These sessions provided continuing legal education to approximately 360 attendees. These seminars were provided at low-or-no-cost to all attendees.

In addition, the CLRC coordinated numerous in-house training sessions for attorneys in public defender offices throughout the State, and continued the WVPDS New Attorney Training program in February 2012 which was a two-day session designed to provide new public defenders with many of the necessary tools for their practice.

The CLRC maintains a video and DVD library of CLE programs available to practitioners at minimal cost.

## **The Appellate Advocacy Division (3FTE's)**

Public Defender Services is required by statute to have an appellate division. Because of limited funding, only one full-time attorney position was authorized with a paralegal and secretary to assist. The division accepts appeals in both private appointed counsel and full-time Public

Defender cases. Most appeals are accepted because of conflicts with local counsel or unique circumstances which require appointment of counsel outside the local Circuit or county.

The Appellate Division began FY 2012 with 14 cases. It accepted 11 new cases during fiscal year 2012. Fourteen new appeals were filed, and one case, an appeal by the State, was defended. Two miscellaneous actions were filed in the Circuit Courts. Twelve cases were closed, including two of the newly accepted cases. All others were from prior fiscal years. The Supreme Court acted on four of the division's pending cases by denying the appeals. By the end of FY 2012, the division carried 20 cases into the fiscal year 2013.

### **The Accounting and Voucher Processing Division (7 FTE's)**

This division prepares all financial reports for the agency, including budget documents, payroll and benefits, central office expenditures, Public Defender expenditures and private appointed counsel expenditures. The division is also responsible for preparing budget requests and monitoring expenditure schedules, as well as reporting for the Comprehensive Annual Financial Report, and works with the Legislative Committee on Special Investigations to investigate allegations of fraud in voucher submissions.

More importantly, the division processes approximately 29,105 claims from private counsel and other service providers, checking for legal compliance as well as for routine errors. The agency reduces claimed amounts of payment when appropriate, resulting in a savings of **\$646,449.51** in fiscal year 2012. Extensive statistical reporting is maintained, and **738** reports are produced for payees at the end of the calendar year.

### **The Administration/Public Defender Operations Division (3 FTE's)**

This division maintains all routine offices processes, including payment of central office bills, purchasing equipment and supplies, maintaining payroll, personnel and leave records, records management, fixed asset inventories; and responds to various administrative report requirements of the Secretary of Administration and the Legislature.

Most importantly, the division budgets, coordinates and oversees operations of eighteen Public Defender Corporations throughout the state. Extensive data collection for both financial information and case information is maintained. Reporting is done on both a monthly and annual basis, with ongoing analysis of needs. Suggested policies are developed as needed, including office procedures, accounting policies and data entry protocols for case management.

This division is also responsible for answering inquiries from legislative and executive branch officials, judges, prosecuting attorneys, and the general public, as well as Public Defenders and

private appointed counsel. Through careful budgeting and cost saving efforts by this division, WVPDS was able to return **\$287,448.53** to the general fund in fiscal year 2012.

## West Virginia Public Defender Services Employee Listing

**Russell S. Cook, Esq.**                      **Acting Executive Director**

**CLRC:**

Russell S. Cook, Esq.                      Director  
Erin Fink                                      Administrative Assistant

**APPELLATE:**

Richard Lorensen, Esq.                      Director  
Tom Booth                                      Paralegal  
Pam Clark                                      Secretary

**ACCOUNTING/VOUCHER PROCESSING:**

Kitty Wilson                                      Director  
Sheila Coughlin                                      Administrative Assistant  
Teresa Siders                                      Supervisor  
Heather Atkins                                      Claims Processor  
Jackie Linthicome                                      Claims Processor  
Mary McFarland                                      Claims Processor  
Rosa McFarland                                      Claims Processor

**ADMINISTRATION/PUBLIC DEFENDER:**

Ralph McKinney                                      Director  
Jeff Lawrentz                                      Accountant  
Betsy Chapman                                      Secretary

# **PUBLIC DEFENDER SERVICES FINANCIAL DATA**

**WEST VIRGINIA PUBLIC DEFENDER SERVICES**  
**SUMMARY OF APPROPRIATIONS, EXPENDITURES, AND FUND BALANCES BY ACTIVITY FOR THE FUND 0226-2011-0221**  
**FOR THE PERIOD JULY 1, 2011 - JUNE 30, 2012**

|                                  | 001               | 004              | 010               | 099               | 127                 | 435                  | 352                  | 788                  | 913             | TOTAL                |
|----------------------------------|-------------------|------------------|-------------------|-------------------|---------------------|----------------------|----------------------|----------------------|-----------------|----------------------|
| <b>TOTAL APPROPRIATIONS</b>      |                   |                  |                   |                   |                     |                      |                      |                      |                 |                      |
| 2012 APPROPRIATIONS              | 665,608.00        | 11,280.00        | 290,966.00        | 441,219.00        |                     | 18,216,605.00        | 12,223,115.00        | 4,216.00             |                 | 31,853,009.00        |
| REAPPROPRIATIONS                 |                   |                  |                   |                   | 1,483,226.14        | 3,148,769.70         |                      |                      |                 | 4,631,995.84         |
| Supplemental App. (03/27/12)     |                   |                  |                   |                   |                     | 13,000,000.00        |                      |                      |                 | 13,000,000.00        |
| <b>TOTAL FUND APPROPRIATIONS</b> | <b>665,608.00</b> | <b>11,280.00</b> | <b>290,966.00</b> | <b>441,219.00</b> | <b>1,483,226.14</b> | <b>16,148,769.70</b> | <b>18,216,605.00</b> | <b>12,223,115.00</b> | <b>4,216.00</b> | <b>49,485,004.84</b> |
| <b>TOAL EXPENDITURES</b>         |                   |                  |                   |                   |                     |                      |                      |                      |                 |                      |
| <b>PERSONAL SERVICES:</b>        |                   |                  |                   |                   |                     |                      |                      |                      |                 |                      |
| Personal Services                | 546,099.36        |                  |                   |                   |                     |                      |                      |                      | 0.00            | 546,099.36           |
| Annual Increment                 |                   | 10,320.00        |                   |                   |                     |                      |                      |                      | 0.00            | 10,320.00            |
| <b>Total Personal Services</b>   | <b>546,099.36</b> | <b>10,320.00</b> | <b>0.00</b>       | <b>0.00</b>       | <b>0.00</b>         | <b>0.00</b>          | <b>0.00</b>          | <b>0.00</b>          | <b>0.00</b>     | <b>556,419.36</b>    |
| <b>EMPLOYEE BENEFITS</b>         |                   |                  |                   |                   |                     |                      |                      |                      |                 |                      |
| PERS/PEIA Adm Fees               |                   |                  | 3,580.00          |                   |                     |                      |                      |                      | 0.00            | 3,580.00             |
| FICA                             |                   |                  | 41,436.92         |                   |                     |                      |                      |                      | 0.00            | 41,436.92            |
| Public Empl Insurance            |                   |                  | 66,567.00         |                   |                     |                      |                      |                      | 0.00            | 66,567.00            |
| Unemployment Comp                |                   |                  |                   |                   |                     |                      |                      |                      | 0.00            | 0.00                 |
| Workers Comp                     |                   |                  | 1,824.98          |                   |                     |                      |                      |                      | 0.00            | 1,824.98             |
| Pension & Retirement             |                   |                  | 80,644.74         |                   |                     |                      |                      |                      | 0.00            | 80,644.74            |
| PEIA-OPEB Contribution           |                   |                  | 30,115.00         |                   |                     |                      |                      |                      | 0.00            | 30,115.00            |
| <b>TOTAL BENEFITS</b>            | <b>0.00</b>       | <b>0.00</b>      | <b>224,168.64</b> | <b>0.00</b>       | <b>0.00</b>         | <b>0.00</b>          | <b>0.00</b>          | <b>0.00</b>          | <b>0.00</b>     | <b>224,168.64</b>    |

|  | 001  | 004  | 010  | 099        | 127          | 435          | 352           | 788           | 913      | TOTAL         |
|--|------|------|------|------------|--------------|--------------|---------------|---------------|----------|---------------|
| <b>CURRENT EXPENSES:</b>               |      |      |      |            |              |              |               |               |          |               |
| 020 Office Expense                     |      |      |      | 23,742.15  |              |              |               |               |          | 23,742.15     |
| 021 Printing & Binding                 |      |      |      | 7,419.06   |              |              |               |               |          | 7,419.06      |
| 022 Rental Expense                     |      |      |      | 58,255.50  |              |              |               |               |          | 58,255.50     |
| 023 Utilities                          |      |      |      |            |              |              |               |               |          | 0.00          |
| 024 Telecommunications                 |      |      |      | 2,615.96   |              |              |               |               |          | 2,615.96      |
| 025 Contractual & Professional         |      |      |      | 33,232.11  | 1,430,478.73 | 244,181.97   | 18,092,354.75 | 370,461.91    |          | 20,170,709.47 |
| 026 Travel                             |      |      |      | 3,934.52   |              |              |               |               |          | 3,934.52      |
| 027 Computer Services                  |      |      |      | 146,005.16 | 37,394.50    |              | 124,250.25    |               |          | 307,649.91    |
| 029 Vehicle Rental                     |      |      |      | 1,500.03   |              |              |               |               |          | 1,500.03      |
| 030 Rentals (Machines & Misc.)         |      |      |      | 1,226.70   |              |              |               |               |          | 1,226.70      |
| 031 Assoc Dues & Prof Mbrshps          |      |      |      | 500.00     |              |              |               |               |          | 500.00        |
| 032 Fire, Auto, Bond & Other Ins.      |      |      |      |            |              |              |               |               | 3,496.00 | 3,496.00      |
| 033 Food Products                      |      |      |      |            |              |              |               |               |          | 0.00          |
| 035 Advertising & Promotion            |      |      |      |            |              |              |               |               |          | 0.00          |
| 038 Routine Mtce Cont./Wrrnts          |      |      |      | 2,318.98   |              |              |               |               |          | 2,318.98      |
| 042 Hospitality                        |      |      |      | 14,702.30  |              |              |               |               |          | 14,702.30     |
| 044 Energy Exp.-Vehicle/Aircraft       |      |      |      | 1,335.42   |              |              |               |               |          | 1,335.42      |
| 052 Training & Development             |      |      |      | 15,183.96  |              |              |               |               |          | 15,183.96     |
| 053 Postal & Freight                   |      |      |      | 15,234.91  |              |              |               |               |          | 15,234.91     |
| 054 Computer Supplies & Equip.         |      |      |      | 6,058.29   |              |              |               |               |          | 6,058.29      |
| 056 Attorney Legal Service Pymts       |      |      |      |            | 13,739.50    | 8,802,823.43 |               | 11,125,178.10 |          | 19,941,741.03 |
| 057 Attorney Reimbursable Exp.         |      |      |      |            | 1,612.83     | 493,770.16   |               | 564,982.42    |          | 1,060,365.41  |
| 058 Misc. Equipment Purchases          |      |      |      |            |              |              |               |               |          | 0.00          |
| <b>TOTAL CURRENT EXPENSES</b>          | 0.00 | 0.00 | 0.00 | 333,265.05 | 1,483,225.56 | 9,540,775.56 | 18,216,605.00 | 12,060,622.43 | 3,496.00 | 41,637,989.60 |
| <b>REPAIRS &amp; ALTERATIONS</b>       |      |      |      |            |              |              |               |               |          |               |
| 068 Other Repairs & Alterations        |      |      |      |            |              |              |               |               |          | 0.00          |
| <b>TOTAL REPAIRS &amp; ALTERATIONS</b> | 0.00 | 0.00 | 0.00 | 0.00       | 0.00         | 0.00         | 0.00          | 0.00          | 0.00     | 0.00          |

|                                   | 001               | 004              | 010               | 099               | 127                 | 435                 | 352                  | 788                  | 913             | TOTAL                |
|-----------------------------------|-------------------|------------------|-------------------|-------------------|---------------------|---------------------|----------------------|----------------------|-----------------|----------------------|
| <b>ASSETS</b>                     |                   |                  |                   |                   |                     |                     |                      |                      |                 |                      |
| 077 Books & Periodicals           |                   |                  |                   | 2,305.00          |                     |                     |                      |                      | 0.00            | 2,305.00             |
| 170 Computer Equipment            |                   |                  |                   |                   |                     |                     |                      |                      | 0.00            | 0.00                 |
| <b>TOTAL ASSETS</b>               | 0.00              | 0.00             | 0.00              | 2,305.00          | 0.00                | 0.00                | 0.00                 | 0.00                 | 0.00            | 2,305.00             |
| <b>OTHER DISBURSEMENTS</b>        |                   |                  |                   |                   |                     |                     |                      |                      |                 |                      |
| 096 Other Interest & Penalties    |                   |                  |                   |                   |                     |                     |                      |                      | 0.00            | 0.00                 |
| 110 Public Empl Ins Rsrv Transfer |                   |                  |                   | 5,467.00          |                     |                     |                      |                      | 0.00            | 5,467.00             |
| 156 Medical Service Payments      |                   |                  |                   |                   |                     | 179,488.94          |                      | 162,492.46           | 0.00            | 341,981.40           |
| <b>TOTAL OTHER DISBURSEMENTS</b>  | 0.00              | 0.00             | 0.00              | 5,467.00          | 0.00                | 179,488.94          | 0.00                 | 162,492.46           | 0.00            | 347,448.40           |
| <b>TOTAL FUND EXPENDITURES</b>    | <b>546,099.36</b> | <b>10,320.00</b> | <b>224,168.64</b> | <b>341,037.05</b> | <b>1,483,225.56</b> | <b>9,720,264.50</b> | <b>18,216,605.00</b> | <b>12,223,114.89</b> | <b>3,496.00</b> | <b>42,768,331.00</b> |
| <b>FUND BALANCE</b>               | <b>119,508.64</b> | <b>960.00</b>    | <b>66,797.36</b>  | <b>100,181.95</b> | <b>0.58</b>         | <b>6,428,505.20</b> | <b>0.00</b>          | <b>0.11</b>          | <b>720.00</b>   | <b>6,716,673.84</b>  |

*West Virginia Public Defender Services  
 Statement of Revenues, Expenditures,  
 and Changes in Fund Balance*

**For the Period July 1, 2011 to June 30, 2012**

**2420-2012-0221**

**REVENUES**

|                            |             |
|----------------------------|-------------|
| Sales of Publications      | \$100.00    |
| Continuing Legal Education | \$14,525.00 |
| DVD/VIDEO Sales            | \$400.00    |

**TOTAL REVENUES** **\$15,025.00**

**EXPENDITURES**

|                                   |            |
|-----------------------------------|------------|
| 022 Rent (Seminar Room Rentals)   | \$2,050.00 |
| 026 Travel                        | \$666.30   |
| 030 Equipment Rental (Seminars)   | \$107.20   |
| 031 Assoc Dues & Prof Memberships | \$500.00   |
| 042 Hospitality (Seminars)        | \$3,534.17 |

**TOTAL EXPENDITURES** **\$6,857.67**

**Revenues Over (Under) Expenditures** **\$8,167.33**

**Fund Balance Beginning of Period** **\$21,301.25**

**Fund Balance, June 30, 2012** **\$29,468.58**

**2421-2012-0221**

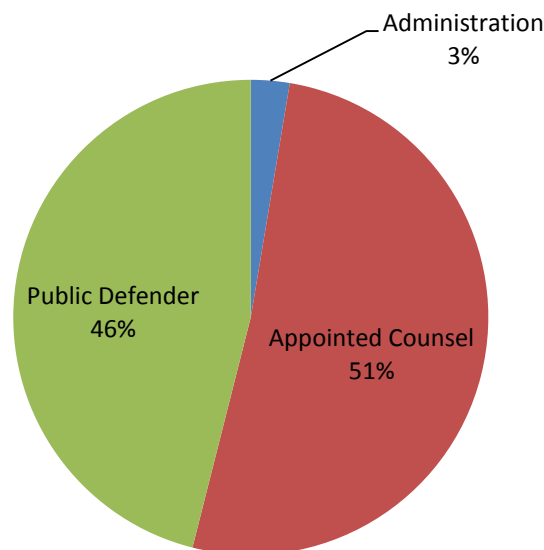
**Fund Balance Beginning of Period** **\$0.00**

|                                     |        |
|-------------------------------------|--------|
| Add: Consumer Sales Tax Collections | \$0.00 |
| Less: Remittance of Taxes           | \$0.00 |

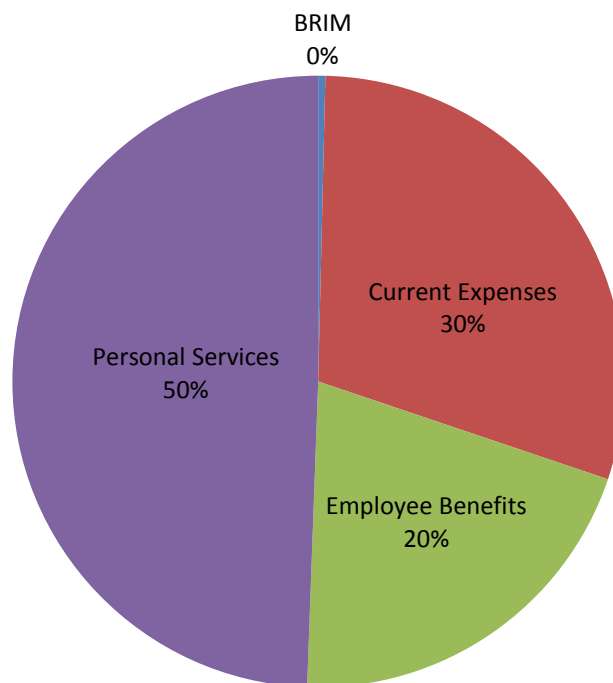
**Fund Balance, June 30, 2012** **\$0.00**

**WV PUBLIC DEFENDER SERVICES  
TOTAL FUND EXPENDITURE FY 2011-2012**

**Total Expenditures by Program FY 2012**



**Total Administrative Expenses**



# **APPOINTED COUNSEL & PUBLIC DEFENDER STATISTICAL SUMMARY**

**WEST VIRGINIA PUBLIC DEFENDER SERVICES  
STATISTICAL SUMMARY  
APPOINTED COUNSEL FISCAL YEAR 2012**

|  |                 |
|--|-----------------|
| Total Number of All Claims Paid                      | 29,105          |
| Total Number of Hours Paid                           | 415,336         |
| Total Amount Paid In Claims                          | \$21,960,493.83 |
| Total Fees Paid to Counsel                           | \$19,943,474.03 |
| Total Expenses Paid                                  | \$2,017,019.83  |
| Average Total Cost Per Claim                         | \$754.53        |
| Average Counsel Fee Per Claim                        | \$685.23        |
| Average Expenses Per Claim                           | \$69.30         |
| Percent of Total Funds Paid Attributable To Fees     | 90.82%          |
| Percent of Total Funds Paid Attributable To Expenses | 9.18%           |
| Average Total Cost Per Hour                          | \$52.87         |
| Total Hours In-Court                                 | 62,666          |
| Total Hours Out-Of-Court                             | 352,670         |
| Percent of Total Hours In-Court                      | 15.09%          |
| Percent of Total Hours Out-Of-Court                  | 84.91%          |

NOTES:

Figures represent payments made for Non-Abuse & Neglect vouchers received from May 20, 2011 to April 11, 2012 and Abuse & Neglect vouchers from June 10, 2011 to May 28, 2012.

**WEST VIRGINIA PUBLIC DEFENDER SERVICES  
STATISTICAL SUMMARY  
APPOINTED COUNSEL FISCAL YEAR 2012  
WITHOUT DIRECT EXPENSES AND SUPPLEMENTAL VOUCHERS**

|   |                 |
|---|-----------------|
| Total Number of Claims Paid, without<br>Direct Expenses and Supplemental Vouchers | 27,402          |
| Total Number of Supplemental Claims Paid  | 741             |
| Total Number of Direct Expense Claims Paid  | 962             |
| Total Number of Hours Paid  | 415,336         |
| Total Amount Paid In Claims   | \$21,960,493.86 |
| Total Fees Paid to Counsel  | \$19,943,474.03 |
| Total Expenses Paid   | \$2,017,019.83  |
| Average Total Cost Per Claim  | \$801.42        |
| Average Counsel Fee Per Claim   | \$727.81        |
| Average Expenses Per Claim  | \$73.61         |
| Percent of Total Funds Paid Attributable To Fees                                  | 90.82%          |
| Percent of Total Funds Paid Attributable To Expenses                              | 9.18%           |
| Average Total Cost Per Hour   | \$52.87         |
| Total Hours In-Court  | 62,666          |
| Total Hours Out-Of-Court  | 352,670         |
| Percent of Total Hours In-Court   | 15.09%          |
| Percent of Total Hours Out-Of-Court   | 84.91%          |

NOTES:

Figures represent payments made for Non-Abuse & Neglect vouchers received from May 20, 2011 to April 11, 2012 and Abuse & Neglect vouchers from June 10, 2011 to May 28, 2012.

**WEST VIRGINIA PUBLIC DEFENDER SERVICES  
STATISTICAL REPORT  
PUBLIC DEFENDER CORPORATIONS FY 2011-2012**

|   |                 |
|---|-----------------|
| Total Number of Cases Opened                              | 34,045          |
| Total Number of Cases Closed                              | 41,897          |
| Total Number of Cases Represented                         | 59,125          |
| Total Number of Charges Associated with Cases Opened      | 67,674          |
| Total Number of Charges Associated with Cases Closed      | 79,419          |
| Total Number of Charges Associated with Cases Represented | 117,392         |
| Total Amount Disbursed to Corporations                    | \$19,695,724.82 |
| Average Total Cost Per Cases Opened Average               | \$578.52        |
| Total Cost Per Cases Closed Average                       | \$470.10        |
| Total Cost Per Cases Represented                          | \$333.12        |
| Total Number of Hours Worked                              | 259,711.1       |
| Average Total Cost Per Hour                               | \$75.84         |
| Total In Court Hours Worked                               | 51,888.2        |
| Total Out of Court Hours Worked                           | 136,107.9       |
| Total Drug Court Hours Worked                             | 1,203.8         |
| Total Administrative Hours Worked                         | 70,511.25       |
| Percent of Total In Court Hours                           | 20%             |
| Percent of Total Out of Court Hours                       | 52%             |
| Percent of Drug Court Hours Worked                        | 1%              |
| Percent of Total Administrative Hours                     | 27%             |

*Total amount disbursed includes payments made on behalf of Corporations to audit providers; Office of Technology; State Auditor's Office; and Legal Research Services.*

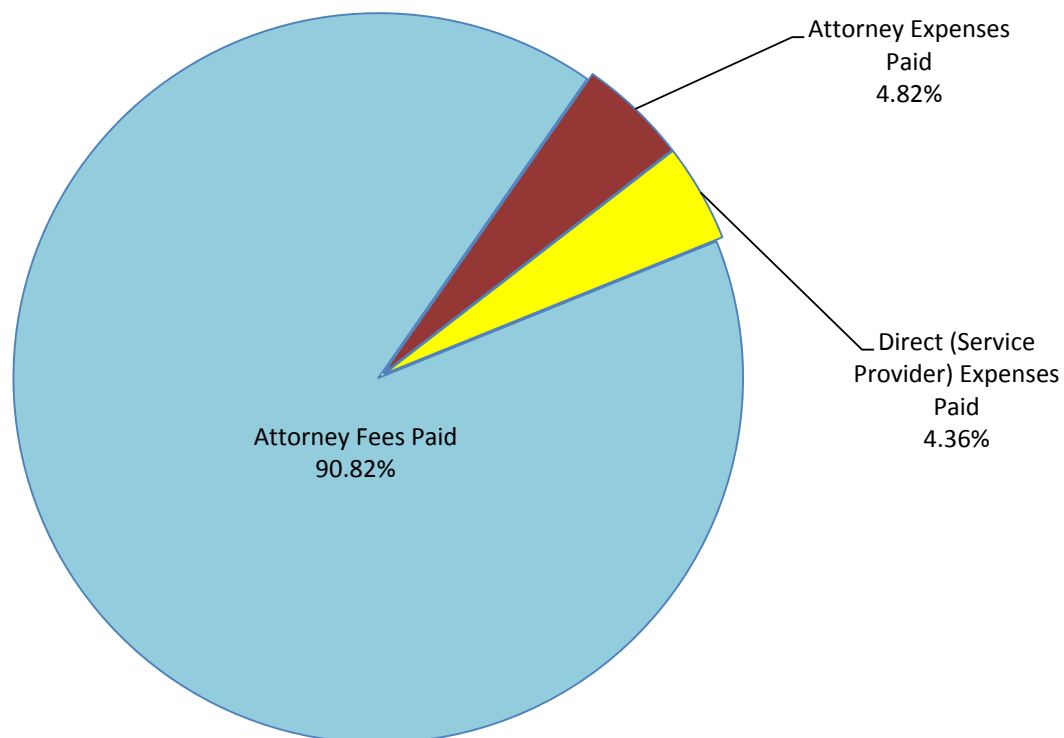
*Administrative Hours include Holiday, Sick and Annual Leave hours paid to Corporation Attorneys.*

# **APPENDIX A: APPOINTED COUNSEL STATISTICS**

### WEST VIRGINIA PUBLIC DEFENDER SERVICES SUMMARY OF DOLLARS SPENT FOR FY 2012

|   |                        |
|---|------------------------|
| Attorney Fees Paid                      | \$19,943,474.03        |
| Attorney Expenses Paid                  | \$1,059,543.30         |
| Direct (Service Provider) Expenses Paid | \$957,476.53           |
| <b>Total Dollars Paid</b>               | <b>\$21,960,493.86</b> |

### APPOINTED COUNSEL DOLLARS SPENT



**WEST VIRGINIA PUBLIC DEFENDER SERVICES  
 SUMMARY REPORT FOR APPOINTED COUNSEL:  
 ATTORNEY HOURS, FEES, AND EXPENSES  
 FISCAL YEAR 2012**

| <b>Circuit</b>  | <b>Attorney Hours</b> | <b>Attorney Fees (\$)</b> | <b>Attorney Expenses (\$)</b> | <b>Direct Expenses (\$)</b> | <b>Total Expenses (\$)</b> | <b>Total Fees &amp; Expenses (\$)</b> |
|-----------------|-----------------------|---------------------------|-------------------------------|-----------------------------|----------------------------|---------------------------------------|
| 01              | 24,230.2              | 1,148,589.00              | 54,834.74                     | 30,698.77                   | 85,533.51                  | 1,234,122.51                          |
| 02              | 8,321.0               | 400,639.00                | 21,034.00                     | 19,943.74                   | 40,977.74                  | 441,616.74                            |
| 03              | 8,418.1               | 399,244.50                | 40,496.49                     | 37,165.94                   | 77,662.43                  | 476,906.93                            |
| 04              | 32,539.1              | 1,538,291.50              | 89,141.66                     | 151,398.42                  | 240,540.08                 | 1,778,831.58                          |
| 05              | 17,540.5              | 851,396.50                | 60,862.61                     | 22,191.14                   | 83,053.75                  | 934,450.25                            |
| 06              | 17,836.0              | 880,878.00                | 30,564.53                     | 73,585.03                   | 104,149.56                 | 985,027.56                            |
| 07              | 10,233.0              | 500,213.00                | 20,679.44                     | 4,195.10                    | 24,874.54                  | 525,087.54                            |
| 08              | 8,614.4               | 413,461.00                | 14,635.44                     | 13,546.74                   | 28,182.18                  | 441,643.18                            |
| 09              | 25,159.7              | 1,204,164.50              | 124,477.48                    | 41,950.03                   | 166,427.51                 | 1,370,592.01                          |
| 10              | 13,535.1              | 656,942.00                | 55,362.30                     | 36,002.85                   | 91,365.15                  | 748,307.15                            |
| 11              | 8,049.6               | 377,272.00                | 8,270.07                      | 2,862.22                    | 11,132.29                  | 388,404.29                            |
| 12              | 3,477.8               | 168,015.00                | 6,958.57                      | 0.00                        | 6,958.57                   | 174,973.57                            |
| 13              | 34,942.7              | 1,669,027.50              | 51,275.43                     | 31,517.57                   | 82,793.00                  | 1,751,820.50                          |
| 14              | 22,619.2              | 1,089,135.10              | 96,574.82                     | 8,836.95                    | 105,411.77                 | 1,194,546.87                          |
| 15              | 9,944.2               | 475,387.00                | 18,859.28                     | 16,268.83                   | 35,128.11                  | 510,515.11                            |
| 16              | 15,882.4              | 740,274.43                | 16,326.56                     | 20,238.91                   | 36,565.47                  | 776,839.90                            |
| 17              | 14,386.7              | 690,171.00                | 22,682.47                     | 40,311.81                   | 62,994.28                  | 753,165.28                            |
| 18              | 4,349.2               | 203,420.00                | 13,303.60                     | 8,416.63                    | 21,720.23                  | 225,140.23                            |
| 19              | 12,224.2              | 568,203.00                | 28,292.65                     | 0.00                        | 28,292.65                  | 596,495.65                            |
| 20              | 9,126.4               | 442,160.00                | 17,334.46                     | 11,982.27                   | 29,316.73                  | 471,476.73                            |
| 21              | 9,657.6               | 461,880.00                | 20,642.53                     | 29,937.38                   | 50,579.91                  | 512,459.91                            |
| 22              | 11,924.9              | 579,360.50                | 22,838.47                     | 33,889.89                   | 56,728.36                  | 636,088.86                            |
| 23              | 20,843.8              | 1,007,488.50              | 52,647.72                     | 141,587.34                  | 194,235.06                 | 1,201,723.56                          |
| 24              | 6,855.2               | 354,566.00                | 29,159.37                     | 35,363.99                   | 64,523.36                  | 419,089.36                            |
| 25              | 15,121.1              | 751,211.50                | 18,621.66                     | 10,186.68                   | 28,808.34                  | 780,019.84                            |
| 26              | 13,623.4              | 642,900.50                | 22,086.19                     | 4,851.85                    | 26,938.04                  | 669,838.54                            |
| 27              | 9,964.9               | 476,788.50                | 27,935.93                     | 89,391.23                   | 117,327.16                 | 594,115.66                            |
| 28              | 3,597.0               | 172,887.00                | 16,693.21                     | 3,800.71                    | 20,493.92                  | 193,380.92                            |
| 29              | 12,179.0              | 582,592.50                | 31,606.39                     | 14,945.08                   | 46,551.47                  | 629,143.97                            |
| 30              | 5,736.9               | 282,065.50                | 5,198.63                      | 8,222.47                    | 13,421.10                  | 295,486.60                            |
| 31              | 4,403.1               | 214,849.50                | 20,146.60                     | 14,186.96                   | 34,333.56                  | 249,183.06                            |
| <b>WV Total</b> | <b>415,336.5</b>      | <b>19,943,474.03</b>      | <b>1,059,543.30</b>           | <b>957,476.53</b>           | <b>2,017,019.83</b>        | <b>21,960,493.86</b>                  |

**WEST VIRGINIA PUBLIC DEFENDER SERVICES  
 DETAIL SUMMARY REPORT FOR APPOINTED COUNSEL:  
 ATTORNEY HOURS, FEES, AND EXPENSES**

| <b>Circuit<br/>County</b> | <b>Attorney<br/>Hours</b> | <b>Attorney<br/>Fees<br/>(\$)</b> | <b>Attorney<br/>Expenses<br/>(\$)</b> | <b>Direct<br/>Expenses<br/>(\$)</b> | <b>Total<br/>Expenses<br/>(\$)</b> | <b>Total Fees<br/>&amp; Expenses<br/>(\$)</b> |
|---------------------------|---------------------------|-----------------------------------|---------------------------------------|-------------------------------------|------------------------------------|---|
| <b>01 Circuit</b>         | <b>24,230.2</b>           | <b>1,148,589.00</b>               | <b>54,834.74</b>                      | <b>30,698.77</b>                    | <b>85,533.51</b>                   | <b>1,234,122.51</b>                           |
| BROOKE                    | 3,962.7                   | 189,301.50                        | 11,530.04                             | 3,450.00                            | 14,980.04                          | 204,281.54                                    |
| HANCOCK                   | 9,069.9                   | 433,361.50                        | 21,617.75                             | 14,444.11                           | 36,061.86                          | 469,423.36                                    |
| OHIO                      | 11,197.6                  | 525,926.00                        | 21,686.95                             | 12,804.66                           | 34,491.61                          | 560,417.61                                    |
| <b>02 Circuit</b>         | <b>8,321.0</b>            | <b>400,639.00</b>                 | <b>21,034.00</b>                      | <b>19,943.74</b>                    | <b>40,977.74</b>                   | <b>441,616.74</b>                             |
| MARSHALL                  | 4,410.7                   | 211,123.50                        | 10,925.29                             | 16,135.74                           | 27,061.03                          | 238,184.53                                    |
| TYLER                     | 1,973.3                   | 95,010.50                         | 4,619.77                              | 0.00                                | 4,619.77                           | 99,630.27                                     |
| WETZEL                    | 1,937.0                   | 94,505.00                         | 5,488.94                              | 3,808.00                            | 9,296.94                           | 103,801.94                                    |
| <b>03 Circuit</b>         | <b>8,418.1</b>            | <b>399,244.50</b>                 | <b>40,496.49</b>                      | <b>37,165.94</b>                    | <b>77,662.43</b>                   | <b>476,906.93</b>                             |
| DODDRIDGE                 | 3,019.7                   | 142,530.50                        | 15,673.26                             | 8,098.53                            | 23,771.79                          | 166,302.29                                    |
| PLEASANTS                 | 2,152.3                   | 100,963.50                        | 10,391.44                             | 23,543.38                           | 33,934.82                          | 134,898.32                                    |
| RITCHIE                   | 3,246.1                   | 155,750.50                        | 14,431.79                             | 5,524.03                            | 19,955.82                          | 175,706.32                                    |
| <b>04 Circuit</b>         | <b>32,539.1</b>           | <b>1,538,291.50</b>               | <b>89,141.66</b>                      | <b>151,398.42</b>                   | <b>240,540.08</b>                  | <b>1,778,831.58</b>                           |
| WIRT                      | 1,319.1                   | 61,791.50                         | 6,302.98                              | 5,944.08                            | 12,247.06                          | 74,038.56                                     |
| WOOD                      | 31,220.0                  | 1,476,500.00                      | 82,838.68                             | 145,454.34                          | 228,293.02                         | 1,704,793.02                                  |
| <b>05 Circuit</b>         | <b>17,540.5</b>           | <b>851,396.50</b>                 | <b>60,862.61</b>                      | <b>22,191.14</b>                    | <b>83,053.75</b>                   | <b>934,450.25</b>                             |
| CALHOUN                   | 1,837.2                   | 89,144.00                         | 9,460.95                              | 3,257.06                            | 12,718.01                          | 101,862.01                                    |
| JACKSON                   | 5,268.8                   | 256,550.00                        | 18,501.22                             | 10,147.12                           | 28,648.34                          | 285,198.34                                    |
| MASON                     | 6,804.2                   | 331,403.00                        | 10,033.47                             | 8,786.96                            | 18,820.43                          | 350,223.43                                    |
| ROANE                     | 3,630.3                   | 174,299.50                        | 22,866.97                             | 0.00                                | 22,866.97                          | 197,166.47                                    |
| <b>06 Circuit</b>         | <b>17,836.0</b>           | <b>880,878.00</b>                 | <b>30,564.53</b>                      | <b>73,585.03</b>                    | <b>104,149.56</b>                  | <b>985,027.56</b>                             |
| CABELL                    | 17,836.0                  | 880,878.00                        | 30,564.53                             | 73,585.03                           | 104,149.56                         | 985,027.56                                    |
| <b>07 Circuit</b>         | <b>10,233.0</b>           | <b>500,213.00</b>                 | <b>20,679.44</b>                      | <b>4,195.10</b>                     | <b>24,874.54</b>                   | <b>525,087.54</b>                             |
| LOGAN                     | 10,233.0                  | 500,213.00                        | 20,679.44                             | 4,195.10                            | 24,874.54                          | 525,087.54                                    |
| <b>08 Circuit</b>         | <b>8,614.4</b>            | <b>413,461.00</b>                 | <b>14,635.44</b>                      | <b>13,546.74</b>                    | <b>28,182.18</b>                   | <b>441,643.18</b>                             |
| MCDOWELL                  | 8,614.4                   | 413,461.00                        | 14,635.44                             | 13,546.74                           | 28,182.18                          | 441,643.18                                    |
| <b>09 Circuit</b>         | <b>25,159.7</b>           | <b>1,204,164.50</b>               | <b>124,477.48</b>                     | <b>41,950.03</b>                    | <b>166,427.51</b>                  | <b>1,370,592.01</b>                           |
| MERCER                    | 25,159.7                  | 1,204,164.50                      | 124,477.48                            | 41,950.03                           | 166,427.51                         | 1,370,592.01                                  |
| <b>10 Circuit</b>         | <b>13,535.1</b>           | <b>656,942.00</b>                 | <b>55,362.30</b>                      | <b>36,002.85</b>                    | <b>91,365.15</b>                   | <b>748,307.15</b>                             |
| RALEIGH                   | 13,535.1                  | 656,942.00                        | 55,362.30                             | 36,002.85                           | 91,365.15                          | 748,307.15                                    |
| <b>11 Circuit</b>         | <b>8,049.6</b>            | <b>377,272.00</b>                 | <b>8,270.07</b>                       | <b>2,862.22</b>                     | <b>11,132.29</b>                   | <b>388,404.29</b>                             |
| GREENBRIER                | 4,939.4                   | 230,479.00                        | 1,542.48                              | 2,310.00                            | 3,852.48                           | 234,331.48                                    |
| POCAHONTAS                | 3,110.2                   | 146,793.00                        | 6,727.59                              | 552.22                              | 7,279.81                           | 154,072.81                                    |
| <b>12 Circuit</b>         | <b>3,477.8</b>            | <b>168,015.00</b>                 | <b>6,958.57</b>                       | <b>0.00</b>                         | <b>6,958.57</b>                    | <b>174,973.57</b>                             |
| FAYETTE                   | 3,477.8                   | 168,015.00                        | 6,958.57                              | 0.00                                | 6,958.57                           | 174,973.57                                    |
| <b>13 Circuit</b>         | <b>34,942.7</b>           | <b>1,669,027.50</b>               | <b>51,275.43</b>                      | <b>31,517.57</b>                    | <b>82,793.00</b>                   | <b>1,751,820.50</b>                           |
| KANAWHA                   | 34,942.7                  | 1,669,027.50                      | 51,275.43                             | 31,517.57                           | 82,793.00                          | 1,751,820.50                                  |
| <b>14 Circuit</b>         | <b>22,619.2</b>           | <b>1,089,135.10</b>               | <b>96,574.82</b>                      | <b>8,836.95</b>                     | <b>105,411.77</b>                  | <b>1,194,546.87</b>                           |
| BRAXTON                   | 5,154.6                   | 249,523.00                        | 18,831.60                             | 0.00                                | 18,831.60                          | 268,354.60                                    |
| CLAY                      | 6,890.5                   | 331,109.00                        | 29,326.05                             | 1,763.00                            | 31,089.05                          | 362,198.05                                    |
| GILMER                    | 2,257.5                   | 107,854.10                        | 10,342.44                             | 4,873.95                            | 15,216.39                          | 123,070.49                                    |
| WEBSTER                   | 8,316.6                   | 400,649.00                        | 38,074.73                             | 2,200.00                            | 40,274.73                          | 440,923.73                                    |
| <b>15 Circuit</b>         | <b>9,944.2</b>            | <b>475,387.00</b>                 | <b>18,859.28</b>                      | <b>16,268.83</b>                    | <b>35,128.11</b>                   | <b>510,515.11</b>                             |
| HARRISON                  | 9,944.2                   | 475,387.00                        | 18,859.28                             | 16,268.83                           | 35,128.11                          | 510,515.11                                    |

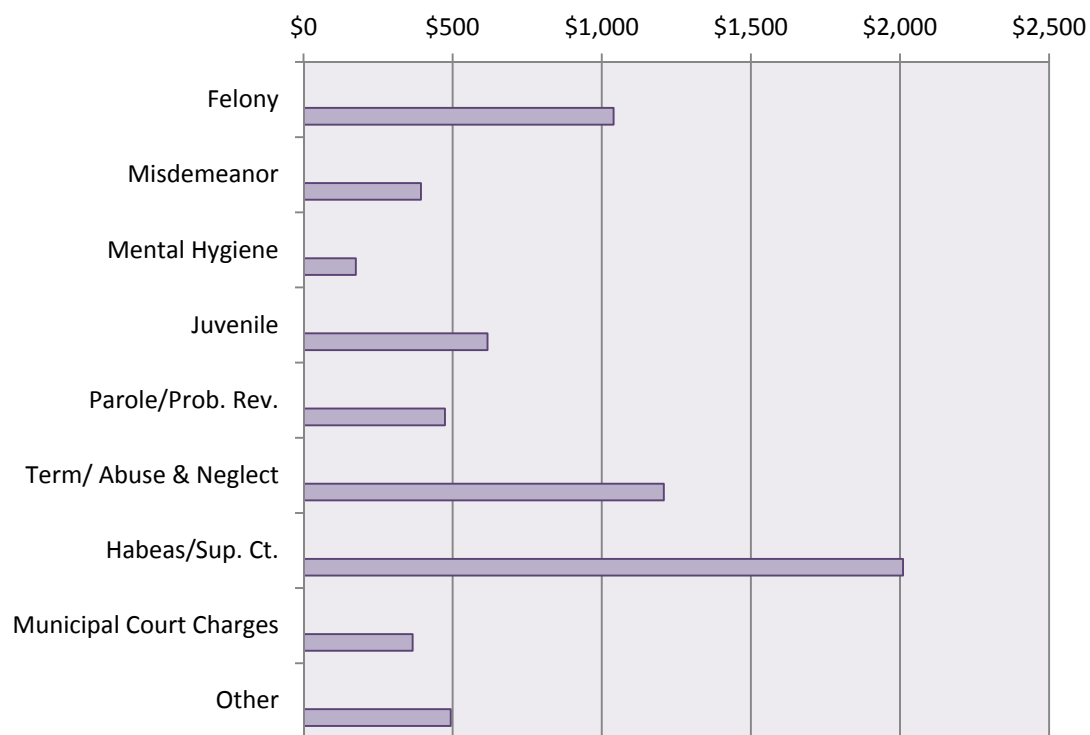
**WEST VIRGINIA PUBLIC DEFENDER SERVICES  
 DETAIL SUMMARY REPORT FOR APPOINTED COUNSEL:  
 ATTORNEY HOURS, FEES, AND EXPENSES**

| <b>Circuit<br/>County</b> | <b>Attorney<br/>Hours</b> | <b>Attorney<br/>Fees<br/>(\$)</b> | <b>Attorney<br/>Expenses<br/>(\$)</b> | <b>Direct<br/>Expenses<br/>(\$)</b> | <b>Total<br/>Expenses<br/>(\$)</b> | <b>Total Fees<br/>&amp; Expenses<br/>(\$)</b> |
|---------------------------|---------------------------|-----------------------------------|---------------------------------------|-------------------------------------|------------------------------------|---|
| <b>16 Circuit</b>         | <b>15,882.4</b>           | <b>740,274.43</b>                 | <b>16,326.56</b>                      | <b>20,238.91</b>                    | <b>36,565.47</b>                   | <b>776,839.90</b>                             |
| MARION                    | 15,882.4                  | 740,274.43                        | 16,326.56                             | 20,238.91                           | 36,565.47                          | 776,839.90                                    |
| <b>17 Circuit</b>         | <b>14,386.7</b>           | <b>690,171.00</b>                 | <b>22,682.47</b>                      | <b>40,311.81</b>                    | <b>62,994.28</b>                   | <b>753,165.28</b>                             |
| MONONGALIA                | 14,386.7                  | 690,171.00                        | 22,682.47                             | 40,311.81                           | 62,994.28                          | 753,165.28                                    |
| <b>18 Circuit</b>         | <b>4,349.2</b>            | <b>203,420.00</b>                 | <b>13,303.60</b>                      | <b>8,416.63</b>                     | <b>21,720.23</b>                   | <b>225,140.23</b>                             |
| PRESTON                   | 4,349.2                   | 203,420.00                        | 13,303.60                             | 8,416.63                            | 21,720.23                          | 225,140.23                                    |
| <b>19 Circuit</b>         | <b>12,224.2</b>           | <b>568,203.00</b>                 | <b>28,292.65</b>                      | <b>0.00</b>                         | <b>28,292.65</b>                   | <b>596,495.65</b>                             |
| BARBOUR                   | 5,958.0                   | 277,184.00                        | 14,040.79                             | 0.00                                | 14,040.79                          | 291,224.79                                    |
| TAYLOR                    | 6,266.2                   | 291,019.00                        | 14,251.86                             | 0.00                                | 14,251.86                          | 305,270.86                                    |
| <b>20 Circuit</b>         | <b>9,126.4</b>            | <b>442,160.00</b>                 | <b>17,334.46</b>                      | <b>11,982.27</b>                    | <b>29,316.73</b>                   | <b>471,476.73</b>                             |
| RANDOLPH                  | 9,126.4                   | 442,160.00                        | 17,334.46                             | 11,982.27                           | 29,316.73                          | 471,476.73                                    |
| <b>21 Circuit</b>         | <b>9,657.6</b>            | <b>461,880.00</b>                 | <b>20,642.53</b>                      | <b>29,937.38</b>                    | <b>50,579.91</b>                   | <b>512,459.91</b>                             |
| GRANT                     | 3,917.3                   | 187,472.50                        | 8,384.66                              | 4,199.20                            | 12,583.86                          | 200,056.36                                    |
| MINERAL                   | 5,022.2                   | 240,519.00                        | 9,716.86                              | 25,038.18                           | 34,755.04                          | 275,274.04                                    |
| TUCKER                    | 718.1                     | 33,888.50                         | 2,541.01                              | 700.00                              | 3,241.01                           | 37,129.51                                     |
| <b>22 Circuit</b>         | <b>11,924.9</b>           | <b>579,360.50</b>                 | <b>22,838.47</b>                      | <b>33,889.89</b>                    | <b>56,728.36</b>                   | <b>636,088.86</b>                             |
| HAMPSHIRE                 | 4,296.9                   | 207,598.50                        | 8,600.22                              | 7,615.76                            | 16,215.98                          | 223,814.48                                    |
| HARDY                     | 5,878.2                   | 287,355.00                        | 10,381.39                             | 24,274.13                           | 34,655.52                          | 322,010.52                                    |
| PENDLETON                 | 1,749.8                   | 84,407.00                         | 3,856.86                              | 2,000.00                            | 5,856.86                           | 90,263.86                                     |
| <b>23 Circuit</b>         | <b>20,843.8</b>           | <b>1,007,488.50</b>               | <b>52,647.72</b>                      | <b>141,587.34</b>                   | <b>194,235.06</b>                  | <b>1,201,723.56</b>                           |
| BERKELEY                  | 14,178.1                  | 682,054.00                        | 31,354.18                             | 97,579.83                           | 128,934.01                         | 810,988.01                                    |
| JEFFERSON                 | 4,761.1                   | 233,839.50                        | 14,585.84                             | 33,152.43                           | 47,738.27                          | 281,577.77                                    |
| MORGAN                    | 1,904.6                   | 91,595.00                         | 6,707.70                              | 10,855.08                           | 17,562.78                          | 109,157.78                                    |
| <b>24 Circuit</b>         | <b>6,855.2</b>            | <b>354,566.00</b>                 | <b>29,159.37</b>                      | <b>35,363.99</b>                    | <b>64,523.36</b>                   | <b>419,089.36</b>                             |
| WAYNE                     | 6,855.2                   | 354,566.00                        | 29,159.37                             | 35,363.99                           | 64,523.36                          | 419,089.36                                    |
| <b>25 Circuit</b>         | <b>15,121.1</b>           | <b>751,211.50</b>                 | <b>18,621.66</b>                      | <b>10,186.68</b>                    | <b>28,808.34</b>                   | <b>780,019.84</b>                             |
| BOONE                     | 8,448.4                   | 431,246.00                        | 8,730.22                              | 7,109.48                            | 15,839.70                          | 447,085.70                                    |
| LINCOLN                   | 6,672.7                   | 319,965.50                        | 9,891.44                              | 3,077.20                            | 12,968.64                          | 332,934.14                                    |
| <b>26 Circuit</b>         | <b>13,623.4</b>           | <b>642,900.50</b>                 | <b>22,086.19</b>                      | <b>4,851.85</b>                     | <b>26,938.04</b>                   | <b>669,838.54</b>                             |
| LEWIS                     | 5,842.3                   | 277,459.50                        | 11,839.70                             | 1,851.85                            | 13,691.55                          | 291,151.05                                    |
| UPSHUR                    | 7,781.1                   | 365,441.00                        | 10,246.49                             | 3,000.00                            | 13,246.49                          | 378,687.49                                    |
| <b>27 Circuit</b>         | <b>9,964.9</b>            | <b>476,788.50</b>                 | <b>27,935.93</b>                      | <b>89,391.23</b>                    | <b>117,327.16</b>                  | <b>594,115.66</b>                             |
| WYOMING                   | 9,964.9                   | 476,788.50                        | 27,935.93                             | 89,391.23                           | 117,327.16                         | 594,115.66                                    |
| <b>28 Circuit</b>         | <b>3,597.0</b>            | <b>172,887.00</b>                 | <b>16,693.21</b>                      | <b>3,800.71</b>                     | <b>20,493.92</b>                   | <b>193,380.92</b>                             |
| NICHOLAS                  | 3,597.0                   | 172,887.00                        | 16,693.21                             | 3,800.71                            | 20,493.92                          | 193,380.92                                    |
| <b>29 Circuit</b>         | <b>12,179.0</b>           | <b>582,592.50</b>                 | <b>31,606.39</b>                      | <b>14,945.08</b>                    | <b>46,551.47</b>                   | <b>629,143.97</b>                             |
| PUTNAM                    | 12,179.0                  | 582,592.50                        | 31,606.39                             | 14,945.08                           | 46,551.47                          | 629,143.97                                    |
| <b>30 Circuit</b>         | <b>5,736.9</b>            | <b>282,065.50</b>                 | <b>5,198.63</b>                       | <b>8,222.47</b>                     | <b>13,421.10</b>                   | <b>295,486.60</b>                             |
| MINGO                     | 5,736.9                   | 282,065.50                        | 5,198.63                              | 8,222.47                            | 13,421.10                          | 295,486.60                                    |
| <b>31 Circuit</b>         | <b>4,403.1</b>            | <b>214,849.50</b>                 | <b>20,146.60</b>                      | <b>14,186.96</b>                    | <b>34,333.56</b>                   | <b>249,183.06</b>                             |
| MONROE                    | 2,023.6                   | 98,976.00                         | 8,535.96                              | 2,289.00                            | 10,824.96                          | 109,800.96                                    |
| SUMMERS                   | 2,379.5                   | 115,873.50                        | 11,610.64                             | 11,897.96                           | 23,508.60                          | 139,382.10                                    |
| <b>WV Total</b>           | <b>415,336.5</b>          | <b>19,943,474.03</b>              | <b>1,059,543.30</b>                   | <b>957,476.53</b>                   | <b>2,017,019.83</b>                | <b>21,960,493.86</b>                          |

**WEST VIRGINIA PUBLIC DEFENDER SERVICES  
 APPOINTED COUNSEL AVERAGE COSTS BY CASE TYPE  
 FISCAL YEAR 2012**

|   |            |
|---|------------|
| Felony  | \$1,039.64 |
| Misdemeanor   | \$393.65   |
| Mental Hygiene  | \$175.20   |
| Juvenile  | \$616.69   |
| Parole/Prob. Rev.   | \$473.99   |
| Term/ Abuse & Neglect   | \$1,208.09 |
| Habeas/Sup. Ct.   | \$2,010.32 |
| Municipal Court Charges   | \$365.79   |
| Other   | \$493.19   |
| (Mandamus/Prohibition, Mag. Ct. Appeal, Extradition, Contempt, Fugitive, Other) |            |

**APPOINTED COUNSEL AVERAGE COSTS BY CASE TYPE CHART**



**WEST VIRGINIA PUBLIC DEFENDER SERVICES  
 APPOINTED COUNSEL AVERAGE COST BY CIRCUIT & CASE TYPE  
 FISCAL YEAR 2012**

| Circuit              | Parole          |               |                   |               |               |                 |                   |               | Muni.<br>Court | Circuit<br>Average |
|----------------------|-----------------|---------------|-------------------|---------------|---------------|-----------------|-------------------|---------------|----------------|--------------------|
|                      | Felony          | Misd.         | Mental<br>Hygiene | Juv.          | Prob.<br>Rev. | Term.<br>Abuse  | Habeas<br>Sup. Ct | Other         |                |                    |
| 01                   | 1,286.12        | 448.11        | 294.65            | 563.69        | 544.50        | 1,935.39        | 2,280.66          | 400.75        | 691.49         | 1,003.35           |
| 02                   | 1,187.65        | 435.56        | 167.31            | 605.43        | 402.32        | 1,331.23        | 1,872.00          | 447.08        | 590.26         | 656.19             |
| 03                   | 1,316.44        | 548.16        | 247.89            | 935.98        | 431.33        | 1,490.53        | 1,729.76          | 0.00          | 243.67         | 938.79             |
| 04                   | 798.86          | 407.89        | 94.03             | 477.77        | 381.66        | 794.74          | 2,084.83          | 0.00          | 475.11         | 550.38             |
| 05                   | 1,080.84        | 380.61        | 173.32            | 473.23        | 481.86        | 864.67          | 1,796.66          | 0.00          | 586.88         | 671.78             |
| 06                   | 980.80          | 472.48        | 117.36            | 168.74        | 500.62        | 829.75          | 2,927.50          | 0.00          | 522.27         | 561.27             |
| 07                   | 910.87          | 258.05        | 0.00              | 759.89        | 629.14        | 1,111.49        | 2,222.14          | 0.00          | 573.92         | 703.87             |
| 08                   | 1,922.34        | 492.85        | 219.13            | 688.75        | 711.60        | 1,377.52        | 1,867.06          | 0.00          | 612.76         | 1,066.77           |
| 09                   | 1,198.79        | 317.86        | 223.85            | 816.30        | 701.32        | 1,070.88        | 2,368.39          | 357.76        | 867.57         | 877.46             |
| 10                   | 1,031.56        | 382.78        | 116.33            | 524.54        | 563.92        | 816.74          | 801.56            | 0.00          | 798.23         | 764.36             |
| 11                   | 1,686.91        | 573.67        | 126.19            | 546.62        | 920.47        | 1,518.75        | 1,452.33          | 519.83        | 616.00         | 1,299.01           |
| 12                   | 926.09          | 205.76        | 0.00              | 863.93        | 296.29        | 737.77          | 2,018.14          | 178.50        | 1,085.04       | 645.66             |
| 13                   | 963.86          | 477.88        | 149.13            | 733.19        | 534.58        | 952.15          | 1,760.59          | 398.86        | 535.35         | 753.15             |
| 14                   | 1,091.09        | 383.91        | 125.48            | 1,167.45      | 572.53        | 1,294.53        | 1,479.04          | 489.20        | 305.85         | 895.46             |
| 15                   | 1,156.44        | 448.63        | 168.00            | 637.71        | 466.15        | 1,639.54        | 2,155.88          | 0.00          | 409.73         | 1,041.87           |
| 16                   | 840.73          | 354.29        | 105.32            | 679.67        | 449.21        | 932.26          | 1,613.25          | 334.28        | 375.41         | 569.11             |
| 17                   | 1,065.66        | 376.39        | 130.06            | 855.46        | 461.73        | 1,568.64        | 2,998.59          | 352.50        | 472.06         | 643.18             |
| 18                   | 1,167.42        | 502.02        | 188.14            | 1,001.91      | 338.52        | 1,790.18        | 1,855.99          | 0.00          | 441.81         | 1,191.22           |
| 19                   | 919.93          | 498.22        | 188.84            | 750.81        | 391.28        | 1,978.93        | 1,268.28          | 144.50        | 315.51         | 831.93             |
| 20                   | 1,079.86        | 404.93        | 137.53            | 1,282.97      | 394.28        | 1,532.45        | 972.71            | 360.09        | 366.23         | 723.12             |
| 21                   | 732.23          | 301.17        | 135.26            | 292.47        | 285.90        | 1,726.56        | 1,405.15          | 0.00          | 632.95         | 550.44             |
| 22                   | 845.59          | 329.52        | 218.75            | 827.07        | 431.46        | 2,112.32        | 1,760.27          | 0.00          | 376.69         | 686.18             |
| 23                   | 1,039.22        | 377.32        | 0.00              | 659.59        | 508.90        | 1,956.45        | 1,660.83          | 259.31        | 464.88         | 1,277.07           |
| 24                   | 2,529.09        | 385.51        | 384.55            | 606.89        | 354.27        | 965.46          | 1,850.10          | 167.86        | 430.92         | 937.56             |
| 25                   | 1,326.22        | 380.57        | 225.88            | 532.72        | 578.31        | 1,241.25        | 3,400.73          | 0.00          | 656.14         | 845.09             |
| 26                   | 807.92          | 340.13        | 165.92            | 473.77        | 583.84        | 2,236.91        | 1,526.21          | 201.04        | 366.01         | 677.97             |
| 27                   | 1,176.81        | 369.54        | 261.17            | 710.66        | 783.77        | 994.32          | 0.00              | 0.00          | 175.14         | 760.71             |
| 28                   | 1,293.67        | 249.76        | 91.50             | 159.40        | 348.45        | 956.20          | 3,521.66          | 0.00          | 84.12          | 920.86             |
| 29                   | 929.89          | 491.71        | 302.89            | 773.71        | 405.05        | 1,020.13        | 1,732.00          | 504.43        | 522.46         | 656.04             |
| 30                   | 937.15          | 293.71        | 239.60            | 1,230.28      | 0.00          | 1,263.03        | 1,155.90          | 0.00          | 931.98         | 972.00             |
| 31                   | 804.29          | 257.71        | 263.06            | 442.64        | 508.40        | 1,473.22        | 2,261.67          | 0.00          | 816.95         | 638.93             |
| <b>State Average</b> | <b>1,039.64</b> | <b>393.65</b> | <b>175.20</b>     | <b>616.69</b> | <b>473.99</b> | <b>1,208.09</b> | <b>2,010.32</b>   | <b>365.79</b> | <b>493.19</b>  | <b>754.53</b>      |

Note: The Circuit Average cost represents the average of the total costs within that circuit divided by the total specific case type within that circuit. The State Average represents the overall average of the specific case type within the State.

**WEST VIRGINIA PUBLIC DEFENDER SERVICES  
 DETAIL APPOINTED COUNSEL AVERAGE COST BY CIRCUIT & CASE TYPE**

| Circuit<br>County | Parole          |               |                   |                 |               |                 |                   |               | Muni.<br>Court  | Circuit<br>Average |
|-------------------|-----------------|---------------|-------------------|-----------------|---------------|-----------------|-------------------|---------------|-----------------|--------------------|
|                   | Felony          | Misd.         | Mental<br>Hygiene | Juv.            | Prob.<br>Rev. | Term.<br>Abuse  | Habeas<br>Sup. Ct | Other         |                 |                    |
| <b>01 Circuit</b> | <b>1,286.12</b> | <b>448.11</b> | <b>294.65</b>     | <b>563.69</b>   | <b>544.50</b> | <b>1,935.39</b> | <b>2,280.66</b>   | <b>400.75</b> | <b>691.49</b>   | <b>1,003.35</b>    |
| BROOKE            | 1,444.77        | 491.40        | 276.36            | 494.34          | 771.32        | 1,556.11        | 0.00              | 222.29        | 645.58          | 977.42             |
| HANCOCK           | 853.69          | 403.12        | 277.76            | 626.27          | 425.82        | 1,713.28        | 2,848.84          | 430.49        | 572.89          | 984.12             |
| OHIO              | 1,911.05        | 526.36        | 298.29            | 533.29          | 876.82        | 2,394.55        | 1,961.05          | 0.00          | 1,083.98        | 1,030.18           |
| <b>02 Circuit</b> | <b>1,187.65</b> | <b>435.56</b> | <b>167.31</b>     | <b>605.43</b>   | <b>402.32</b> | <b>1,331.23</b> | <b>1,872.00</b>   | <b>447.08</b> | <b>590.26</b>   | <b>656.19</b>      |
| MARSHALL          | 1,323.61        | 426.88        | 135.81            | 451.74          | 379.50        | 1,214.02        | 2,056.56          | 447.08        | 279.32          | 620.27             |
| TYLER             | 920.04          | 478.07        | 262.10            | 889.30          | 630.50        | 1,303.55        | 2,038.52          | 0.00          | 1,615.08        | 881.68             |
| WETZEL            | 1,077.28        | 444.19        | 182.87            | 429.36          | 0.00          | 1,547.69        | 1,169.86          | 0.00          | 763.18          | 589.78             |
| <b>03 Circuit</b> | <b>1,316.44</b> | <b>548.16</b> | <b>247.89</b>     | <b>935.98</b>   | <b>431.33</b> | <b>1,490.53</b> | <b>1,729.76</b>   | <b>0.00</b>   | <b>243.67</b>   | <b>938.79</b>      |
| DODDRIDGE         | 980.54          | 568.39        | 257.33            | 883.21          | 447.84        | 1,403.30        | 2,033.25          | 0.00          | 203.50          | 807.29             |
| PLEASANTS         | 1,857.91        | 450.73        | 279.66            | 806.77          | 400.88        | 1,453.92        | 2,908.11          | 0.00          | 222.98          | 1,045.72           |
| RITCHIE           | 1,069.10        | 598.08        | 196.38            | 1,149.09        | 251.50        | 1,577.08        | 1,134.65          | 0.00          | 486.31          | 1,015.64           |
| <b>04 Circuit</b> | <b>798.86</b>   | <b>407.89</b> | <b>94.03</b>      | <b>477.77</b>   | <b>381.66</b> | <b>794.74</b>   | <b>2,084.83</b>   | <b>0.00</b>   | <b>475.11</b>   | <b>550.38</b>      |
| WIRT              | 870.34          | 399.11        | 77.50             | 617.77          | 960.82        | 610.81          | 413.52            | 0.00          | 292.95          | 582.98             |
| WOOD              | 795.40          | 408.27        | 94.09             | 472.14          | 374.33        | 804.91          | 2,172.80          | 0.00          | 478.69          | 549.05             |
| <b>05 Circuit</b> | <b>1,080.84</b> | <b>380.61</b> | <b>173.32</b>     | <b>473.23</b>   | <b>481.86</b> | <b>864.67</b>   | <b>1,796.66</b>   | <b>0.00</b>   | <b>586.88</b>   | <b>671.78</b>      |
| CALHOUN           | 1,148.59        | 448.45        | 260.18            | 764.44          | 571.10        | 755.52          | 613.72            | 0.00          | 1,235.79        | 765.88             |
| JACKSON           | 1,479.80        | 450.43        | 0.00              | 762.86          | 953.06        | 1,640.00        | 4,449.73          | 0.00          | 426.65          | 1,154.65           |
| MASON             | 776.76          | 340.49        | 163.27            | 398.40          | 358.19        | 826.43          | 1,390.08          | 0.00          | 504.03          | 467.59             |
| ROANE             | 1,343.17        | 478.31        | 302.60            | 787.31          | 553.06        | 608.97          | 745.40            | 0.00          | 1,044.30        | 752.54             |
| <b>06 Circuit</b> | <b>980.80</b>   | <b>472.48</b> | <b>117.36</b>     | <b>168.74</b>   | <b>500.62</b> | <b>829.75</b>   | <b>2,927.50</b>   | <b>0.00</b>   | <b>522.27</b>   | <b>561.27</b>      |
| CABELL            | 980.80          | 472.48        | 117.36            | 168.74          | 500.62        | 829.75          | 2,927.50          | 0.00          | 522.27          | 561.27             |
| <b>07 Circuit</b> | <b>910.87</b>   | <b>258.05</b> | <b>0.00</b>       | <b>759.89</b>   | <b>629.14</b> | <b>1,111.49</b> | <b>2,222.14</b>   | <b>0.00</b>   | <b>573.92</b>   | <b>703.87</b>      |
| LOGAN             | 910.87          | 258.05        | 0.00              | 759.89          | 629.14        | 1,111.49        | 2,222.14          | 0.00          | 573.92          | 703.87             |
| <b>08 Circuit</b> | <b>1,922.34</b> | <b>492.85</b> | <b>219.13</b>     | <b>688.75</b>   | <b>711.60</b> | <b>1,377.52</b> | <b>1,867.06</b>   | <b>0.00</b>   | <b>612.76</b>   | <b>1,066.77</b>    |
| MCDOWELL          | 1,922.34        | 492.85        | 219.13            | 688.75          | 711.60        | 1,377.52        | 1,867.06          | 0.00          | 612.76          | 1,066.77           |
| <b>09 Circuit</b> | <b>1,198.79</b> | <b>317.86</b> | <b>223.85</b>     | <b>816.30</b>   | <b>701.32</b> | <b>1,070.88</b> | <b>2,368.39</b>   | <b>357.76</b> | <b>867.57</b>   | <b>877.46</b>      |
| MERCER            | 1,198.79        | 317.86        | 223.85            | 816.30          | 701.32        | 1,070.88        | 2,368.39          | 357.76        | 867.57          | 877.46             |
| <b>10 Circuit</b> | <b>1,031.56</b> | <b>382.78</b> | <b>116.33</b>     | <b>524.54</b>   | <b>563.92</b> | <b>816.74</b>   | <b>801.56</b>     | <b>0.00</b>   | <b>798.23</b>   | <b>764.36</b>      |
| RALEIGH           | 1,031.56        | 382.78        | 116.33            | 524.54          | 563.92        | 816.74          | 801.56            | 0.00          | 798.23          | 764.36             |
| <b>11 Circuit</b> | <b>1,686.91</b> | <b>573.67</b> | <b>126.19</b>     | <b>546.62</b>   | <b>920.47</b> | <b>1,518.75</b> | <b>1,452.33</b>   | <b>519.83</b> | <b>616.00</b>   | <b>1,299.01</b>    |
| GREENBRIER        | 1,458.08        | 615.80        | 106.52            | 560.83          | 574.60        | 1,570.16        | 1,184.29          | 519.83        | 0.00            | 1,253.11           |
| POCAHONTAS        | 2,012.81        | 506.27        | 149.80            | 489.78          | 1,266.34      | 1,429.56        | 2,792.50          | 0.00          | 616.00          | 1,375.65           |
| <b>12 Circuit</b> | <b>926.09</b>   | <b>205.76</b> | <b>0.00</b>       | <b>863.93</b>   | <b>296.29</b> | <b>737.77</b>   | <b>2,018.14</b>   | <b>178.50</b> | <b>1,085.04</b> | <b>645.66</b>      |
| FAYETTE           | 926.09          | 205.76        | 0.00              | 863.93          | 296.29        | 737.77          | 2,018.14          | 178.50        | 1,085.04        | 645.66             |
| <b>13 Circuit</b> | <b>963.86</b>   | <b>477.88</b> | <b>149.13</b>     | <b>733.19</b>   | <b>534.58</b> | <b>952.15</b>   | <b>1,760.59</b>   | <b>398.86</b> | <b>535.35</b>   | <b>753.15</b>      |
| KANAWHA           | 963.86          | 477.88        | 149.13            | 733.19          | 534.58        | 952.15          | 1,760.59          | 398.86        | 535.35          | 753.15             |
| <b>14 Circuit</b> | <b>1,091.09</b> | <b>383.91</b> | <b>125.48</b>     | <b>1,167.45</b> | <b>572.53</b> | <b>1,294.53</b> | <b>1,479.04</b>   | <b>489.20</b> | <b>305.85</b>   | <b>895.46</b>      |
| BRAXTON           | 934.24          | 388.41        | 98.50             | 667.86          | 661.99        | 863.18          | 1,191.21          | 0.00          | 402.24          | 649.77             |
| CLAY              | 1,050.34        | 375.54        | 0.00              | 806.58          | 784.88        | 1,235.67        | 1,494.20          | 0.00          | 194.09          | 960.74             |
| GILMER            | 1,150.28        | 419.95        | 202.48            | 1,344.18        | 370.91        | 1,346.73        | 618.60            | 489.20        | 191.44          | 707.30             |
| WEBSTER           | 1,292.75        | 360.62        | 149.68            | 1,842.49        | 428.89        | 1,640.39        | 1,898.66          | 0.00          | 561.55          | 1,191.69           |
| <b>15 Circuit</b> | <b>1,156.44</b> | <b>448.63</b> | <b>168.00</b>     | <b>637.71</b>   | <b>466.15</b> | <b>1,639.54</b> | <b>2,155.88</b>   | <b>0.00</b>   | <b>409.73</b>   | <b>1,041.87</b>    |
| HARRISON          | 1,156.44        | 448.63        | 168.00            | 637.71          | 466.15        | 1,639.54        | 2,155.88          | 0.00          | 409.73          | 1,041.87           |

**WEST VIRGINIA PUBLIC DEFENDER SERVICES  
 DETAIL APPOINTED COUNSEL AVERAGE COST BY CIRCUIT & CASE TYPE**

| Circuit<br>County | Parole          |               |                   |                 |               |                 |                   |               | Muni.<br>Court | Circuit<br>Average |
|-------------------|-----------------|---------------|-------------------|-----------------|---------------|-----------------|-------------------|---------------|----------------|--------------------|
|                   | Felony          | Misd.         | Mental<br>Hygiene | Juv.            | Prob.<br>Rev. | Term.<br>Abuse  | Habeas<br>Sup. Ct | Other         |                |                    |
| <b>16 Circuit</b> | <b>840.73</b>   | <b>354.29</b> | <b>105.32</b>     | <b>679.67</b>   | <b>449.21</b> | <b>932.26</b>   | <b>1,613.25</b>   | <b>334.28</b> | <b>375.41</b>  | <b>569.11</b>      |
| MARION            | 840.73          | 354.29        | 105.32            | 679.67          | 449.21        | 932.26          | 1,613.25          | 334.28        | 375.41         | 569.11             |
| <b>17 Circuit</b> | <b>1,065.66</b> | <b>376.39</b> | <b>130.06</b>     | <b>855.46</b>   | <b>461.73</b> | <b>1,568.64</b> | <b>2,998.59</b>   | <b>352.50</b> | <b>472.06</b>  | <b>643.18</b>      |
| MONONGALIA        | 1,065.66        | 376.39        | 130.06            | 855.46          | 461.73        | 1,568.64        | 2,998.59          | 352.50        | 472.06         | 643.18             |
| <b>18 Circuit</b> | <b>1,167.42</b> | <b>502.02</b> | <b>188.14</b>     | <b>1,001.91</b> | <b>338.52</b> | <b>1,790.18</b> | <b>1,855.99</b>   | <b>0.00</b>   | <b>441.81</b>  | <b>1,191.22</b>    |
| PRESTON           | 1,167.42        | 502.02        | 188.14            | 1,001.91        | 338.52        | 1,790.18        | 1,855.99          | 0.00          | 441.81         | 1,191.22           |
| <b>19 Circuit</b> | <b>919.93</b>   | <b>498.22</b> | <b>188.84</b>     | <b>750.81</b>   | <b>391.28</b> | <b>1,978.93</b> | <b>1,268.28</b>   | <b>144.50</b> | <b>315.51</b>  | <b>831.93</b>      |
| BARBOUR           | 861.30          | 437.23        | 190.38            | 1,330.45        | 424.89        | 2,297.30        | 0.00              | 144.50        | 266.10         | 924.52             |
| TAYLOR            | 982.48          | 582.41        | 188.07            | 507.57          | 373.18        | 1,734.48        | 1,268.28          | 0.00          | 322.41         | 759.38             |
| <b>20 Circuit</b> | <b>1,079.86</b> | <b>404.93</b> | <b>137.53</b>     | <b>1,282.97</b> | <b>394.28</b> | <b>1,532.45</b> | <b>972.71</b>     | <b>360.09</b> | <b>366.23</b>  | <b>723.12</b>      |
| RANDOLPH          | 1,079.86        | 404.93        | 137.53            | 1,282.97        | 394.28        | 1,532.45        | 972.71            | 360.09        | 366.23         | 723.12             |
| <b>21 Circuit</b> | <b>732.23</b>   | <b>301.17</b> | <b>135.26</b>     | <b>292.47</b>   | <b>285.90</b> | <b>1,726.56</b> | <b>1,405.15</b>   | <b>0.00</b>   | <b>632.95</b>  | <b>550.44</b>      |
| GRANT             | 876.35          | 410.24        | 126.88            | 443.04          | 363.92        | 2,199.31        | 716.94            | 0.00          | 206.38         | 781.47             |
| MINERAL           | 666.34          | 269.06        | 138.31            | 197.15          | 208.48        | 1,213.65        | 1,491.18          | 0.00          | 890.29         | 439.03             |
| TUCKER            | 660.67          | 344.29        | 0.00              | 825.41          | 265.85        | 2,480.41        | 0.00              | 0.00          | 700.00         | 773.53             |
| <b>22 Circuit</b> | <b>845.59</b>   | <b>329.52</b> | <b>218.75</b>     | <b>827.07</b>   | <b>431.46</b> | <b>2,112.32</b> | <b>1,760.27</b>   | <b>0.00</b>   | <b>376.69</b>  | <b>686.18</b>      |
| HAMPSHIRE         | 687.11          | 293.97        | 173.12            | 890.97          | 347.67        | 1,423.12        | 1,629.17          | 0.00          | 155.07         | 520.50             |
| HARDY             | 897.08          | 356.81        | 307.56            | 728.45          | 515.70        | 2,297.69        | 1,669.00          | 0.00          | 647.53         | 763.06             |
| PENDLETON         | 2,071.34        | 429.02        | 184.00            | 903.38          | 278.55        | 3,415.21        | 2,096.58          | 0.00          | 475.32         | 1,203.52           |
| <b>23 Circuit</b> | <b>1,039.22</b> | <b>377.32</b> | <b>0.00</b>       | <b>659.59</b>   | <b>508.90</b> | <b>1,956.45</b> | <b>1,660.83</b>   | <b>259.31</b> | <b>464.88</b>  | <b>1,277.07</b>    |
| BERKELEY          | 972.70          | 325.85        | 0.00              | 876.73          | 323.25        | 1,893.47        | 1,333.85          | 259.31        | 601.38         | 1,327.31           |
| JEFFERSON         | 1,044.93        | 313.29        | 0.00              | 421.12          | 523.62        | 2,183.44        | 2,124.87          | 0.00          | 294.25         | 1,091.39           |
| MORGAN            | 1,375.09        | 862.70        | 0.00              | 319.45          | 1,207.35      | 2,175.80        | 7,926.28          | 0.00          | 0.00           | 1,516.08           |
| <b>24 Circuit</b> | <b>2,529.09</b> | <b>385.51</b> | <b>384.55</b>     | <b>606.89</b>   | <b>354.27</b> | <b>965.46</b>   | <b>1,850.10</b>   | <b>167.86</b> | <b>430.92</b>  | <b>937.56</b>      |
| WAYNE             | 2,529.09        | 385.51        | 384.55            | 606.89          | 354.27        | 965.46          | 1,850.10          | 167.86        | 430.92         | 937.56             |
| <b>25 Circuit</b> | <b>1,326.22</b> | <b>380.57</b> | <b>225.88</b>     | <b>532.72</b>   | <b>578.31</b> | <b>1,241.25</b> | <b>3,400.73</b>   | <b>0.00</b>   | <b>656.14</b>  | <b>845.09</b>      |
| BOONE             | 1,649.42        | 280.58        | 0.00              | 479.03          | 610.84        | 1,240.19        | 3,746.07          | 0.00          | 646.76         | 947.22             |
| LINCOLN           | 994.43          | 445.23        | 225.88            | 693.77          | 557.98        | 1,242.68        | 1,674.00          | 0.00          | 667.40         | 738.21             |
| <b>26 Circuit</b> | <b>807.92</b>   | <b>340.13</b> | <b>165.92</b>     | <b>473.77</b>   | <b>583.84</b> | <b>2,236.91</b> | <b>1,526.21</b>   | <b>201.04</b> | <b>366.01</b>  | <b>677.97</b>      |
| LEWIS             | 818.75          | 354.55        | 164.77            | 582.78          | 679.63        | 2,381.66        | 1,945.34          | 0.00          | 459.96         | 558.83             |
| UPSHUR            | 797.10          | 333.88        | 194.94            | 443.25          | 526.36        | 2,155.30        | 1,246.79          | 201.04        | 332.46         | 810.89             |
| <b>27 Circuit</b> | <b>1,176.81</b> | <b>369.54</b> | <b>261.17</b>     | <b>710.66</b>   | <b>783.77</b> | <b>994.32</b>   | <b>0.00</b>       | <b>0.00</b>   | <b>175.14</b>  | <b>760.71</b>      |
| WYOMING           | 1,176.81        | 369.54        | 261.17            | 710.66          | 783.77        | 994.32          | 0.00              | 0.00          | 175.14         | 760.71             |
| <b>28 Circuit</b> | <b>1,293.67</b> | <b>249.76</b> | <b>91.50</b>      | <b>159.40</b>   | <b>348.45</b> | <b>956.20</b>   | <b>3,521.66</b>   | <b>0.00</b>   | <b>84.12</b>   | <b>920.86</b>      |
| NICHOLAS          | 1,293.67        | 249.76        | 91.50             | 159.40          | 348.45        | 956.20          | 3,521.66          | 0.00          | 84.12          | 920.86             |
| <b>29 Circuit</b> | <b>929.89</b>   | <b>491.71</b> | <b>302.89</b>     | <b>773.71</b>   | <b>405.05</b> | <b>1,020.13</b> | <b>1,732.00</b>   | <b>504.43</b> | <b>522.46</b>  | <b>656.04</b>      |
| PUTNAM            | 929.89          | 491.71        | 302.89            | 773.71          | 405.05        | 1,020.13        | 1,732.00          | 504.43        | 522.46         | 656.04             |
| <b>30 Circuit</b> | <b>937.15</b>   | <b>293.71</b> | <b>239.60</b>     | <b>1,230.28</b> | <b>0.00</b>   | <b>1,263.03</b> | <b>1,155.90</b>   | <b>0.00</b>   | <b>931.98</b>  | <b>972.00</b>      |
| MINGO             | 937.15          | 293.71        | 239.60            | 1,230.28        | 0.00          | 1,263.03        | 1,155.90          | 0.00          | 931.98         | 972.00             |
| <b>31 Circuit</b> | <b>804.29</b>   | <b>257.71</b> | <b>263.06</b>     | <b>442.64</b>   | <b>508.40</b> | <b>1,473.22</b> | <b>2,261.67</b>   | <b>0.00</b>   | <b>816.95</b>  | <b>638.93</b>      |
| MONROE            | 891.48          | 273.37        | 271.25            | 361.14          | 689.69        | 1,010.67        | 2,261.67          | 0.00          | 0.00           | 584.05             |
| SUMMERS           | 748.61          | 238.01        | 254.86            | 512.51          | 266.68        | 1,935.77        | 0.00              | 0.00          | 816.95         | 690.01             |

**WEST VIRGINIA PUBLIC DEFENDER SERVICES  
 DETAIL APPOINTED COUNSEL AVERAGE COST BY CIRCUIT & CASE TYPE**

| <b>Circuit<br/>County</b> | <b>Felony</b>   | <b>Misd.</b>  | <b>Mental<br/>Hygiene</b> | <b>Juv.</b>   | <b>Parole<br/>Prob.<br/>Rev.</b> | <b>Term.<br/>Abuse</b> | <b>Habeas<br/>Sup. Ct</b> | <b>Other</b>  | <b>Muni.<br/>Court</b> | <b>Circuit<br/>Average</b> |
|---------------------------|-----------------|---------------|---------------------------|---------------|----------------------------------|------------------------|---------------------------|---------------|------------------------|----------------------------|
| <b>State Average</b>      | <b>1,039.64</b> | <b>393.65</b> | <b>175.20</b>             | <b>616.69</b> | <b>473.99</b>                    | <b>1,208.09</b>        | <b>2,010.32</b>           | <b>365.79</b> | <b>493.19</b>          | <b>754.53</b>              |

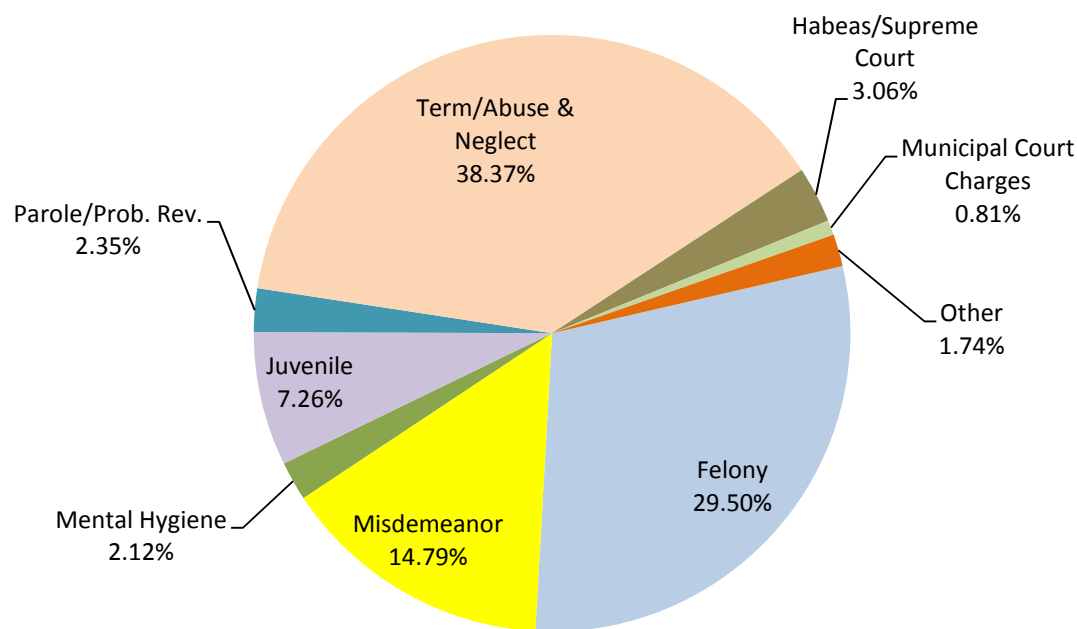
Note: For each county, the cost reported represents the average of the specific case type for the respective county. The Circuit Average cost represents the average of the total costs within that circuit divided by the total specific case type within that circuit. The Circuit Average is not an average of the average county reported. Thus, the State Average represents the overall average of the specific case type within the State.

# AC HOURS PAID BY CASE TYPE

### WEST VIRGINIA PUBLIC DEFENDER SERVICES APPOINTED COUNSEL HOURS FY 2012

|   |                  |
|---|------------------|
| Felony  | 122,530.6        |
| Misdemeanor   | 61,446.3         |
| Mental Hygiene  | 8,794.7          |
| Juvenile  | 30,164.3         |
| Parole/Prob. Rev.   | 9,740.4          |
| Term/Abuse & Neglect  | 159,355.0        |
| Habeas/Supreme Court  | 12,726.7         |
| Municipal Court Charges   | 3,349.5          |
| Other   | 7,229.1          |
| (Mag. Ct. Appeal, Mandamus/Prohibition, Extradition, Contempt, Fugitive, Other) |                  |
| <b>Total Hours Paid</b>   | <b>415,336.5</b> |

### APPOINTED COUNSEL HOURS BY CASE TYPE CHART



Note: Although the summation of the total hours is 415,336.6, the total hours reported is 415,336.5. The difference of 0.1 is attributed to rounding to the nearest tenth.

**WEST VIRGINIA PUBLIC DEFENDER SERVICES  
 FY2012 APPOINTED COUNSEL IN/OUT-OF-COURT HOURS**

| <b>Circuit</b>  | <b>In-Court</b>  | <b>Out-of-Court</b> | <b>Total Hours</b> |
|-----------------|------------------|---------------------|--------------------|
| 01              | 2,911.50         | 21,318.70           | 24,230.20          |
| 02              | 1,309.70         | 7,011.30            | 8,321.00           |
| 03              | 1,021.50         | 7,396.60            | 8,418.10           |
| 04              | 3,701.60         | 28,837.50           | 32,539.10          |
| 05              | 3,103.70         | 14,436.80           | 17,540.50          |
| 06              | 3,912.90         | 13,923.10           | 17,836.00          |
| 07              | 1,986.40         | 8,246.60            | 10,233.00          |
| 08              | 1,290.50         | 7,323.93            | 8,614.43           |
| 09              | 3,598.90         | 21,560.80           | 25,159.70          |
| 10              | 2,393.10         | 11,142.01           | 13,535.11          |
| 11              | 752.00           | 7,297.60            | 8,049.60           |
| 12              | 575.70           | 2,902.10            | 3,477.80           |
| 13              | 4,830.30         | 30,112.39           | 34,942.69          |
| 14              | 3,563.60         | 19,055.58           | 22,619.18          |
| 15              | 1,394.90         | 8,549.30            | 9,944.20           |
| 16              | 1,278.40         | 14,603.96           | 15,882.36          |
| 17              | 2,138.50         | 12,248.19           | 14,386.69          |
| 18              | 385.30           | 3,963.90            | 4,349.20           |
| 19              | 905.70           | 11,318.50           | 12,224.20          |
| 20              | 1,573.60         | 7,552.80            | 9,126.40           |
| 21              | 1,364.40         | 8,293.20            | 9,657.60           |
| 22              | 2,137.00         | 9,787.90            | 11,924.90          |
| 23              | 3,475.80         | 17,368.03           | 20,843.83          |
| 24              | 2,304.10         | 4,551.10            | 6,855.20           |
| 25              | 3,538.10         | 11,583.00           | 15,121.10          |
| 26              | 1,492.30         | 12,131.13           | 13,623.43          |
| 27              | 1,418.40         | 8,546.50            | 9,964.90           |
| 28              | 551.10           | 3,045.90            | 3,597.00           |
| 29              | 1,726.80         | 10,452.23           | 12,179.03          |
| 30              | 1,195.10         | 4,541.85            | 5,736.95           |
| 31              | 835.50           | 3,567.60            | 4,403.10           |
| <b>WV TOTAL</b> | <b>62,666.40</b> | <b>352,670.10</b>   | <b>415,336.50</b>  |

**WEST VIRGINIA PUBLIC DEFENDER SERVICES  
 DETAIL APPOINTED COUNSEL HOURS PAID BY CASE TYPE**

| Circuit<br>County | Parole         |               |                   |               |               |                |                    |               | Muni.<br>Court | Total<br>Hours |
|-------------------|----------------|---------------|-------------------|---------------|---------------|----------------|--------------------|---------------|----------------|----------------|
|                   | Felony         | Misd.         | Mental<br>Hygiene | Juv.          | Prob.<br>Rev. | Term.<br>Abuse | Habeas<br>Sup. Ct. | Other         |                |                |
| <b>01 Circuit</b> | <b>6463.5</b>  | <b>1437.3</b> | <b>2014.0</b>     | <b>952.7</b>  | <b>317.0</b>  | <b>11586.1</b> | <b>1080.8</b>      | <b>55.1</b>   | <b>323.7</b>   | <b>24230.2</b> |
| BROOKE            | 1583.6         | 432.2         | 175.4             | 136.7         | 132.5         | 1449.3         | 0.0                | 3.9           | 49.1           | 3962.7         |
| HANCOCK           | 2169.1         | 700.5         | 141.3             | 414.5         | 165.7         | 4818.8         | 443.0              | 51.2          | 165.8          | 9069.9         |
| OHIO              | 2710.8         | 304.6         | 1697.3            | 401.5         | 18.8          | 5318.0         | 637.8              | 0.0           | 108.8          | 11197.6        |
| <b>02 Circuit</b> | <b>2437.0</b>  | <b>1644.3</b> | <b>602.6</b>      | <b>397.5</b>  | <b>90.7</b>   | <b>2750.6</b>  | <b>199.7</b>       | <b>17.6</b>   | <b>181.0</b>   | <b>8321.0</b>  |
| MARSHALL          | 1406.2         | 1276.2        | 223.5             | 119.4         | 77.8          | 1140.5         | 85.3               | 17.6          | 64.2           | 4410.7         |
| TYLER             | 434.2          | 270.2         | 55.9              | 209.8         | 12.9          | 815.0          | 88.7               | 0.0           | 86.6           | 1973.3         |
| WETZEL            | 596.6          | 97.9          | 323.2             | 68.3          | 0.0           | 795.1          | 25.7               | 0.0           | 30.2           | 1937.0         |
| <b>03 Circuit</b> | <b>2615.1</b>  | <b>1707.6</b> | <b>67.1</b>       | <b>583.5</b>  | <b>311.6</b>  | <b>2802.7</b>  | <b>211.4</b>       | <b>0.0</b>    | <b>119.1</b>   | <b>8418.1</b>  |
| DODDRIDGE         | 681.6          | 633.6         | 24.7              | 189.1         | 261.1         | 1089.3         | 85.3               | 0.0           | 55.0           | 3019.7         |
| PLEASANTS         | 1143.0         | 385.4         | 26.9              | 164.2         | 39.9          | 301.6          | 54.7               | 0.0           | 36.6           | 2152.3         |
| RITCHIE           | 790.5          | 688.6         | 15.5              | 230.2         | 10.6          | 1411.8         | 71.4               | 0.0           | 27.5           | 3246.1         |
| <b>04 Circuit</b> | <b>8706.5</b>  | <b>9167.3</b> | <b>554.3</b>      | <b>2486.8</b> | <b>608.0</b>  | <b>9272.5</b>  | <b>817.8</b>       | <b>0.0</b>    | <b>925.9</b>   | <b>32539.1</b> |
| WIRT              | 433.7          | 337.7         | 1.5               | 121.2         | 19.9          | 383.8          | 9.1                | 0.0           | 12.2           | 1319.1         |
| WOOD              | 8272.8         | 8829.6        | 552.8             | 2365.6        | 588.1         | 8888.7         | 808.7              | 0.0           | 913.7          | 31220.0        |
| <b>05 Circuit</b> | <b>5943.4</b>  | <b>2735.9</b> | <b>479.9</b>      | <b>934.9</b>  | <b>517.6</b>  | <b>6040.1</b>  | <b>515.5</b>       | <b>0.0</b>    | <b>373.2</b>   | <b>17540.5</b> |
| CALHOUN           | 315.0          | 71.0          | 28.6              | 54.6          | 19.5          | 1255.6         | 25.4               | 0.0           | 67.5           | 1837.2         |
| JACKSON           | 2036.5         | 644.5         | 0.0               | 168.9         | 129.7         | 1956.6         | 276.4              | 0.0           | 56.2           | 5268.8         |
| MASON             | 2151.5         | 1691.0        | 420.3             | 642.6         | 306.1         | 1216.0         | 166.9              | 0.0           | 209.8          | 6804.2         |
| ROANE             | 1440.4         | 329.4         | 31.0              | 68.8          | 62.3          | 1611.9         | 46.8               | 0.0           | 39.7           | 3630.3         |
| <b>06 Circuit</b> | <b>6491.4</b>  | <b>1966.3</b> | <b>966.6</b>      | <b>725.3</b>  | <b>667.2</b>  | <b>5140.3</b>  | <b>1502.0</b>      | <b>0.0</b>    | <b>376.9</b>   | <b>17836.0</b> |
| CABELL            | 6491.4         | 1966.3        | 966.6             | 725.3         | 667.2         | 5140.3         | 1502.0             | 0.0           | 376.9          | 17836.0        |
| <b>07 Circuit</b> | <b>2628.2</b>  | <b>1375.1</b> | <b>0.0</b>        | <b>1720.0</b> | <b>172.9</b>  | <b>3690.5</b>  | <b>491.6</b>       | <b>0.0</b>    | <b>154.7</b>   | <b>10233.0</b> |
| LOGAN             | 2628.2         | 1375.1        | 0.0               | 1720.0        | 172.9         | 3690.5         | 491.6              | 0.0           | 154.7          | 10233.0        |
| <b>08 Circuit</b> | <b>2970.6</b>  | <b>1608.1</b> | <b>49.2</b>       | <b>223.7</b>  | <b>67.2</b>   | <b>3436.2</b>  | <b>182.4</b>       | <b>0.0</b>    | <b>77.1</b>    | <b>8614.4</b>  |
| MCDOWELL          | 2970.6         | 1608.1        | 49.2              | 223.7         | 67.2          | 3436.2         | 182.4              | 0.0           | 77.1           | 8614.4         |
| <b>09 Circuit</b> | <b>8304.6</b>  | <b>1316.6</b> | <b>718.0</b>      | <b>1032.9</b> | <b>658.1</b>  | <b>10446.0</b> | <b>1506.5</b>      | <b>370.9</b>  | <b>806.1</b>   | <b>25159.7</b> |
| MERCER            | 8304.6         | 1316.6        | 718.0             | 1032.9        | 658.1         | 10446.0        | 1506.5             | 370.9         | 806.1          | 25159.7        |
| <b>10 Circuit</b> | <b>3658.7</b>  | <b>1328.5</b> | <b>4.3</b>        | <b>347.0</b>  | <b>266.0</b>  | <b>7707.6</b>  | <b>93.4</b>        | <b>0.0</b>    | <b>129.6</b>   | <b>13535.1</b> |
| RALEIGH           | 3658.7         | 1328.5        | 4.3               | 347.0         | 266.0         | 7707.6         | 93.4               | 0.0           | 129.6          | 13535.1        |
| <b>11 Circuit</b> | <b>2779.7</b>  | <b>451.6</b>  | <b>27.3</b>       | <b>168.0</b>  | <b>71.9</b>   | <b>4250.2</b>  | <b>184.8</b>       | <b>65.8</b>   | <b>50.3</b>    | <b>8049.6</b>  |
| GREENBRIER        | 1426.7         | 314.8         | 12.4              | 139.9         | 24.4          | 2832.3         | 123.1              | 65.8          | 0.0            | 4939.4         |
| POCAHONTAS        | 1353.0         | 136.8         | 14.9              | 28.1          | 47.5          | 1417.9         | 61.7               | 0.0           | 50.3           | 3110.2         |
| <b>12 Circuit</b> | <b>1015.9</b>  | <b>321.7</b>  | <b>0.0</b>        | <b>175.1</b>  | <b>40.5</b>   | <b>1595.4</b>  | <b>276.7</b>       | <b>7.4</b>    | <b>45.1</b>    | <b>3477.8</b>  |
| FAYETTE           | 1015.9         | 321.7         | 0.0               | 175.1         | 40.5          | 1595.4         | 276.7              | 7.4           | 45.1           | 3477.8         |
| <b>13 Circuit</b> | <b>11913.4</b> | <b>5878.7</b> | <b>18.0</b>       | <b>2548.7</b> | <b>785.5</b>  | <b>10979.4</b> | <b>688.4</b>       | <b>1599.4</b> | <b>531.2</b>   | <b>34942.7</b> |
| KANAWHA           | 11913.4        | 5878.7        | 18.0              | 2548.7        | 785.5         | 10979.4        | 688.4              | 1599.4        | 531.2          | 34942.7        |
| <b>14 Circuit</b> | <b>5067.4</b>  | <b>2881.1</b> | <b>49.0</b>       | <b>863.4</b>  | <b>414.2</b>  | <b>12635.2</b> | <b>325.7</b>       | <b>28.2</b>   | <b>355.0</b>   | <b>22619.2</b> |
| BRAXTON           | 1617.8         | 1117.3        | 25.1              | 195.8         | 189.9         | 1843.8         | 76.8               | 0.0           | 88.1           | 5154.6         |
| CLAY              | 976.2          | 714.8         | 0.0               | 94.4          | 91.4          | 4918.4         | 85.1               | 0.0           | 10.2           | 6890.5         |
| GILMER            | 725.8          | 462.8         | 14.2              | 123.0         | 19.4          | 746.4          | 11.3               | 28.2          | 126.4          | 2257.5         |
| WEBSTER           | 1747.6         | 586.2         | 9.7               | 450.2         | 113.5         | 5126.6         | 152.5              | 0.0           | 130.3          | 8316.6         |
| <b>15 Circuit</b> | <b>2093.9</b>  | <b>851.6</b>  | <b>138.1</b>      | <b>528.8</b>  | <b>256.9</b>  | <b>5365.6</b>  | <b>632.3</b>       | <b>0.0</b>    | <b>77.0</b>    | <b>9944.2</b>  |
| HARRISON          | 2093.9         | 851.6         | 138.1             | 528.8         | 256.9         | 5365.6         | 632.3              | 0.0           | 77.0           | 9944.2         |

**WEST VIRGINIA PUBLIC DEFENDER SERVICES  
 DETAIL APPOINTED COUNSEL HOURS PAID BY CASE TYPE**

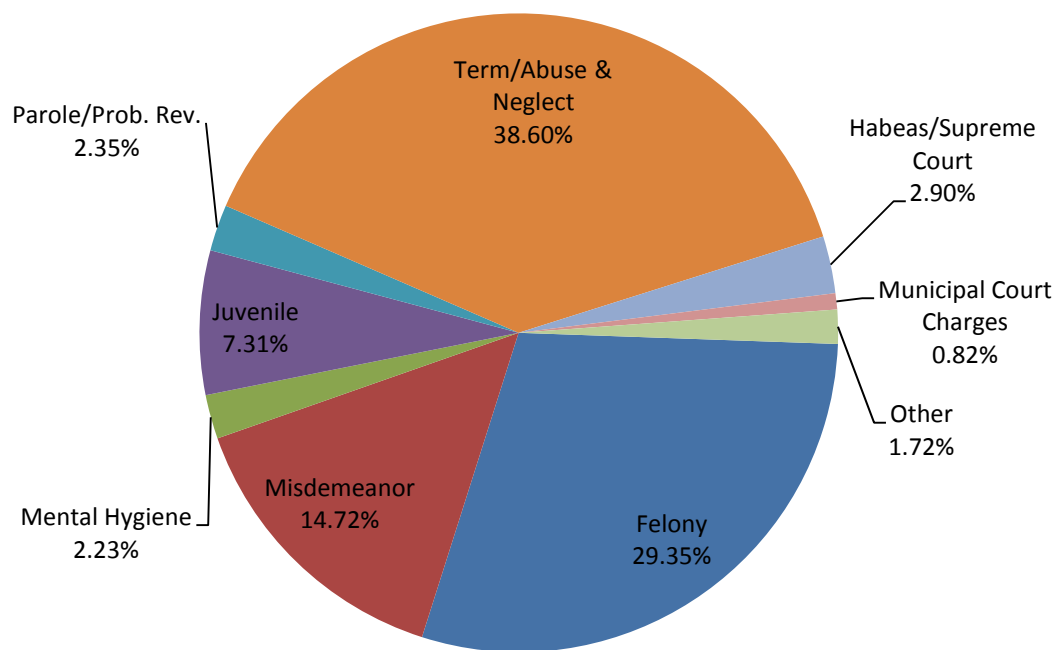
| Circuit<br>County | Parole          |                |                   |                |               |                 |                    |               | Muni.<br>Court | Total<br>Hours  |
|-------------------|-----------------|----------------|-------------------|----------------|---------------|-----------------|--------------------|---------------|----------------|-----------------|
|                   | Felony          | Misd.          | Mental<br>Hygiene | Juv.           | Prob.<br>Rev. | Term.<br>Abuse  | Habeas<br>Sup. Ct. | Other         |                |                 |
| <b>16 Circuit</b> | <b>4411.6</b>   | <b>3196.0</b>  | <b>264.1</b>      | <b>1852.4</b>  | <b>774.1</b>  | <b>4333.8</b>   | <b>361.6</b>       | <b>267.9</b>  | <b>420.9</b>   | <b>15882.4</b>  |
| MARION            | 4411.6          | 3196.0         | 264.1             | 1852.4         | 774.1         | 4333.8          | 361.6              | 267.9         | 420.9          | 15882.4         |
| <b>17 Circuit</b> | <b>4966.8</b>   | <b>2589.2</b>  | <b>529.4</b>      | <b>1696.9</b>  | <b>614.8</b>  | <b>2999.1</b>   | <b>321.4</b>       | <b>353.1</b>  | <b>316.0</b>   | <b>14386.7</b>  |
| MONONGALIA        | 4966.8          | 2589.2         | 529.4             | 1696.9         | 614.8         | 2999.1          | 321.4              | 353.1         | 316.0          | 14386.7         |
| <b>18 Circuit</b> | <b>927.5</b>    | <b>313.6</b>   | <b>18.3</b>       | <b>347.6</b>   | <b>39.8</b>   | <b>2422.8</b>   | <b>181.3</b>       | <b>0.0</b>    | <b>98.3</b>    | <b>4349.2</b>   |
| PRESTON           | 927.5           | 313.6          | 18.3              | 347.6          | 39.8          | 2422.8          | 181.3              | 0.0           | 98.3           | 4349.2          |
| <b>19 Circuit</b> | <b>2887.3</b>   | <b>2231.3</b>  | <b>43.2</b>       | <b>2503.0</b>  | <b>161.6</b>  | <b>3999.8</b>   | <b>68.1</b>        | <b>2.9</b>    | <b>327.0</b>   | <b>12224.2</b>  |
| BARBOUR           | 1408.7          | 1140.8         | 14.6              | 1297.1         | 59.7          | 2000.8          | 0.0                | 2.9           | 33.4           | 5958.0          |
| TAYLOR            | 1478.6          | 1090.5         | 28.6              | 1205.9         | 101.9         | 1999.0          | 68.1               | 0.0           | 293.6          | 6266.2          |
| <b>20 Circuit</b> | <b>2525.0</b>   | <b>2136.3</b>  | <b>26.1</b>       | <b>1860.0</b>  | <b>298.9</b>  | <b>1658.3</b>   | <b>79.9</b>        | <b>463.0</b>  | <b>78.9</b>    | <b>9126.4</b>   |
| RANDOLPH          | 2525.0          | 2136.3         | 26.1              | 1860.0         | 298.9         | 1658.3          | 79.9               | 463.0         | 78.9           | 9126.4          |
| <b>21 Circuit</b> | <b>3037.7</b>   | <b>2127.5</b>  | <b>37.8</b>       | <b>817.8</b>   | <b>465.1</b>  | <b>2755.6</b>   | <b>253.3</b>       | <b>0.0</b>    | <b>162.8</b>   | <b>9657.6</b>   |
| GRANT             | 1181.3          | 594.1          | 9.9               | 225.6          | 280.6         | 1575.8          | 15.9               | 0.0           | 34.1           | 3917.3          |
| MINERAL           | 1749.7          | 1416.3         | 27.9              | 413.8          | 157.8         | 890.6           | 237.4              | 0.0           | 128.7          | 5022.2          |
| TUCKER            | 106.7           | 117.1          | 0.0               | 178.4          | 26.7          | 289.2           | 0.0                | 0.0           | 0.0            | 718.1           |
| <b>22 Circuit</b> | <b>3451.9</b>   | <b>2759.9</b>  | <b>92.3</b>       | <b>817.1</b>   | <b>356.1</b>  | <b>3788.2</b>   | <b>353.0</b>       | <b>0.0</b>    | <b>306.4</b>   | <b>11924.9</b>  |
| HAMPSHIRE         | 1612.4          | 1193.0         | 32.1              | 195.5          | 97.1          | 862.7           | 228.1              | 0.0           | 76.0           | 4296.9          |
| HARDY             | 1347.0          | 1411.8         | 40.1              | 304.6          | 231.6         | 2315.7          | 36.2               | 0.0           | 191.2          | 5878.2          |
| PENDLETON         | 492.5           | 155.1          | 20.1              | 317.0          | 27.4          | 609.8           | 88.7               | 0.0           | 39.2           | 1749.8          |
| <b>23 Circuit</b> | <b>4874.8</b>   | <b>959.5</b>   | <b>0.0</b>        | <b>595.7</b>   | <b>229.3</b>  | <b>13248.1</b>  | <b>822.5</b>       | <b>31.7</b>   | <b>82.2</b>    | <b>20843.8</b>  |
| BERKELEY          | 2430.9          | 467.3          | 0.0               | 427.8          | 76.1          | 10078.3         | 602.4              | 31.7          | 63.6           | 14178.1         |
| JEFFERSON         | 1637.9          | 293.0          | 0.0               | 157.0          | 91.0          | 2504.1          | 59.5               | 0.0           | 18.6           | 4761.1          |
| MORGAN            | 806.0           | 199.2          | 0.0               | 10.9           | 62.2          | 665.7           | 160.6              | 0.0           | 0.0            | 1904.6          |
| <b>24 Circuit</b> | <b>1614.0</b>   | <b>293.5</b>   | <b>361.6</b>      | <b>194.3</b>   | <b>128.5</b>  | <b>3815.2</b>   | <b>336.2</b>       | <b>71.8</b>   | <b>40.1</b>    | <b>6855.2</b>   |
| WAYNE             | 1614.0          | 293.5          | 361.6             | 194.3          | 128.5         | 3815.2          | 336.2              | 71.8          | 40.1           | 6855.2          |
| <b>25 Circuit</b> | <b>5854.2</b>   | <b>1662.2</b>  | <b>235.9</b>      | <b>1864.1</b>  | <b>451.3</b>  | <b>4492.9</b>   | <b>407.6</b>       | <b>0.0</b>    | <b>152.9</b>   | <b>15121.1</b>  |
| BOONE             | 3597.9          | 473.0          | 0.0               | 1249.0         | 181.4         | 2460.0          | 407.6              | 0.0           | 79.5           | 8448.4          |
| LINCOLN           | 2256.3          | 1189.2         | 235.9             | 615.1          | 269.9         | 2032.9          | 0.0                | 0.0           | 73.4           | 6672.7          |
| <b>26 Circuit</b> | <b>2386.3</b>   | <b>1627.1</b>  | <b>896.0</b>      | <b>907.7</b>   | <b>449.4</b>  | <b>6909.0</b>   | <b>303.3</b>       | <b>4.0</b>    | <b>140.6</b>   | <b>13623.4</b>  |
| LEWIS             | 1193.1          | 490.9          | 858.8             | 236.1          | 194.4         | 2673.6          | 149.5              | 0.0           | 45.9           | 5842.3          |
| UPSHUR            | 1193.2          | 1136.2         | 37.2              | 671.6          | 255.0         | 4235.4          | 153.8              | 4.0           | 94.7           | 7781.1          |
| <b>27 Circuit</b> | <b>3899.4</b>   | <b>2122.7</b>  | <b>32.3</b>       | <b>236.8</b>   | <b>45.7</b>   | <b>3611.7</b>   | <b>0.0</b>         | <b>0.0</b>    | <b>16.3</b>    | <b>9964.9</b>   |
| WYOMING           | 3899.4          | 2122.7         | 32.3              | 236.8          | 45.7          | 3611.7          | 0.0                | 0.0           | 16.3           | 9964.9          |
| <b>28 Circuit</b> | <b>1406.7</b>   | <b>184.3</b>   | <b>1.5</b>        | <b>14.6</b>    | <b>24.4</b>   | <b>1755.9</b>   | <b>207.8</b>       | <b>0.0</b>    | <b>1.8</b>     | <b>3597.0</b>   |
| NICHOLAS          | 1406.7          | 184.3          | 1.5               | 14.6           | 24.4          | 1755.9          | 207.8              | 0.0           | 1.8            | 3597.0          |
| <b>29 Circuit</b> | <b>3628.9</b>   | <b>3553.3</b>  | <b>517.8</b>      | <b>2053.6</b>  | <b>392.2</b>  | <b>1607.6</b>   | <b>65.7</b>        | <b>10.7</b>   | <b>349.2</b>   | <b>12179.0</b>  |
| PUTNAM            | 3628.9          | 3553.3         | 517.8             | 2053.6         | 392.2         | 1607.6          | 65.7               | 10.7          | 349.2          | 12179.0         |
| <b>30 Circuit</b> | <b>1581.6</b>   | <b>284.2</b>   | <b>22.8</b>       | <b>400.4</b>   | <b>0.0</b>    | <b>3083.7</b>   | <b>170.5</b>       | <b>0.0</b>    | <b>193.8</b>   | <b>5736.9</b>   |
| MINGO             | 1581.6          | 284.2          | 22.8              | 400.4          | 0.0           | 3083.7          | 170.5              | 0.0           | 193.8          | 5736.9          |
| <b>31 Circuit</b> | <b>1987.5</b>   | <b>734.0</b>   | <b>27.2</b>       | <b>314.0</b>   | <b>63.9</b>   | <b>1175.0</b>   | <b>85.5</b>        | <b>0.0</b>    | <b>16.0</b>    | <b>4403.1</b>   |
| MONROE            | 844.0           | 430.2          | 13.9              | 122.6          | 48.7          | 478.7           | 85.5               | 0.0           | 0.0            | 2023.6          |
| SUMMERS           | 1143.5          | 303.8          | 13.3              | 191.4          | 15.2          | 696.3           | 0.0                | 0.0           | 16.0           | 2379.5          |
| <b>WV TOTAL</b>   | <b>122530.6</b> | <b>61446.3</b> | <b>8794.7</b>     | <b>30164.3</b> | <b>9740.4</b> | <b>159355.0</b> | <b>12726.7</b>     | <b>3349.5</b> | <b>7229.1</b>  | <b>415336.5</b> |

# AC FEES PAID BY CASE TYPE

### WEST VIRGINIA PUBLIC DEFENDER SERVICES APPOINTED COUNSEL FEES PAID IN FY 2012

|   |                        |
|---|------------------------|
| Felony  | \$5,854,269.80         |
| Misdemeanor   | \$2,935,824.23         |
| Mental Hygiene  | \$444,809.50           |
| Juvenile  | \$1,457,171.50         |
| Parole/Prob. Rev.   | \$468,412.00           |
| Term/Abuse & Neglect  | \$7,698,902.00         |
| Habeas/Supreme Court  | \$578,956.00           |
| Municipal Court Charges   | \$162,615.50           |
| Other   | \$342,513.50           |
| (Mag. Ct. Appeal, Mandamus/Prohibition, Extradition, Contempt, Fugitive, Other) |                        |
| <b>Total Fees Paid</b>  | <b>\$19,943,474.03</b> |

### APPOINTED COUNSEL FEES PAID BY CASE TYPE CHART



**WEST VIRGINIA PUBLIC DEFENDER SERVICES  
 FY 2012 APPOINTED COUNSEL FEES BY CIRCUIT & CASE TYPE**

| Circuit         | Felony              | Misd.               | Mental Hygiene    | Juvenile            | Parole Prob. Rev. | Term. Abuse         | Habeas Sup. Ct.   | Other             | Muni. Court       | Total Fee            |
|-----------------|---------------------|---------------------|-------------------|---------------------|-------------------|---------------------|-------------------|-------------------|-------------------|----------------------|
|                 |                     |                     |                   |                     |                   |                     |                   |                   |                   |                      |
| 01              | 306,829.50          | 70,588.50           | 96,040.00         | 45,387.50           | 15,265.00         | 547,156.50          | 49,214.00         | 2,635.50          | 15,472.50         | 1,148,589.00         |
| 02              | 116,609.00          | 78,617.50           | 29,399.00         | 19,261.50           | 4,295.50          | 133,749.00          | 9,022.50          | 874.00            | 8,811.00          | 400,639.00           |
| 03              | 122,901.50          | 80,474.00           | 3,321.50          | 27,891.50           | 14,712.00         | 134,827.50          | 9,529.00          | 0.00              | 5,587.50          | 399,244.50           |
| 04              | 411,726.50          | 430,918.50          | 27,377.50         | 116,958.00          | 28,820.00         | 441,790.50          | 37,125.00         | 0.00              | 43,575.50         | 1,538,291.50         |
| 05              | 285,621.00          | 131,251.50          | 24,213.50         | 46,832.50           | 24,892.00         | 296,984.50          | 23,577.50         | 0.00              | 18,024.00         | 851,396.50           |
| 06              | 313,483.00          | 96,157.50           | 54,103.00         | 37,516.50           | 32,830.00         | 260,583.50          | 68,348.00         | 0.00              | 17,856.50         | 880,878.00           |
| 07              | 127,291.00          | 68,015.50           | 0.00              | 84,522.00           | 8,498.50          | 181,756.50          | 22,670.00         | 0.00              | 7,459.50          | 500,213.00           |
| 08              | 139,897.50          | 75,776.50           | 2,624.00          | 10,996.50           | 3,240.00          | 168,957.00          | 8,366.00          | 0.00              | 3,603.50          | 413,461.00           |
| 09              | 395,065.00          | 64,229.00           | 34,772.00         | 50,704.50           | 31,798.50         | 503,230.00          | 68,444.50         | 18,326.50         | 37,594.50         | 1,204,164.50         |
| 10              | 177,032.00          | 64,522.50           | 227.50            | 17,057.00           | 12,738.00         | 374,922.00          | 4,371.00          | 0.00              | 6,072.00          | 656,942.00           |
| 11              | 129,934.50          | 21,288.00           | 1,360.50          | 8,088.00            | 3,379.50          | 199,381.00          | 8,362.00          | 3,119.00          | 2,359.50          | 377,272.00           |
| 12              | 48,767.50           | 16,016.50           | 0.00              | 8,415.50            | 1,952.50          | 77,851.00           | 12,567.50         | 357.00            | 2,087.50          | 168,015.00           |
| 13              | 567,643.50          | 279,759.50          | 810.00            | 122,811.50          | 37,541.50         | 525,894.50          | 31,228.00         | 78,195.00         | 25,144.00         | 1,669,027.50         |
| 14              | 242,217.80          | 137,543.30          | 2,755.00          | 42,087.00           | 19,665.00         | 611,424.50          | 14,982.50         | 1,337.00          | 17,123.00         | 1,089,135.10         |
| 15              | 98,739.50           | 40,364.00           | 6,900.50          | 25,536.00           | 12,330.50         | 259,140.00          | 28,781.50         | 0.00              | 3,595.00          | 475,387.00           |
| 16              | 205,048.50          | 149,250.93          | 13,254.50         | 85,996.00           | 36,316.50         | 201,916.00          | 16,306.00         | 12,587.50         | 19,598.50         | 740,274.43           |
| 17              | 237,433.50          | 123,268.00          | 28,209.00         | 81,754.50           | 29,346.00         | 143,763.50          | 14,483.00         | 16,777.50         | 15,136.00         | 690,171.00           |
| 18              | 43,327.50           | 14,628.00           | 931.50            | 16,156.00           | 1,927.00          | 113,570.00          | 8,274.50          | 0.00              | 4,605.50          | 203,420.00           |
| 19              | 134,896.50          | 103,730.50          | 2,224.00          | 115,561.00          | 7,534.00          | 186,001.00          | 3,086.50          | 144.50            | 15,025.00         | 568,203.00           |
| 20              | 120,699.00          | 103,195.50          | 1,368.50          | 92,394.00           | 14,288.50         | 80,341.50           | 3,665.50          | 22,377.00         | 3,830.50          | 442,160.00           |
| 21              | 146,124.50          | 102,377.50          | 2,027.00          | 38,779.00           | 22,227.50         | 131,186.00          | 11,398.50         | 0.00              | 7,760.00          | 461,880.00           |
| 22              | 167,393.50          | 132,309.50          | 5,419.50          | 39,973.50           | 17,628.50         | 185,439.00          | 16,095.00         | 0.00              | 15,102.00         | 579,360.50           |
| 23              | 234,019.50          | 46,533.50           | 0.00              | 28,722.50           | 11,124.50         | 644,150.50          | 37,614.50         | 1,502.50          | 3,821.00          | 1,007,488.50         |
| 24              | 80,062.00           | 16,289.50           | 23,454.00         | 9,659.50            | 6,320.50          | 197,908.00          | 15,163.00         | 3,693.00          | 2,016.50          | 354,566.00           |
| 25              | 288,451.00          | 80,879.00           | 10,897.50         | 93,852.50           | 22,052.50         | 229,562.50          | 18,346.00         | 0.00              | 7,170.50          | 751,211.50           |
| 26              | 115,081.50          | 78,125.50           | 44,444.00         | 43,234.50           | 22,065.00         | 319,242.50          | 13,800.50         | 194.00            | 6,713.00          | 642,900.50           |
| 27              | 183,551.00          | 101,143.50          | 1,737.50          | 11,846.00           | 2,362.50          | 175,340.50          | 0.00              | 0.00              | 807.50            | 476,788.50           |
| 28              | 66,813.50           | 8,969.50            | 91.50             | 771.00              | 1,226.00          | 85,425.50           | 9,509.00          | 0.00              | 81.00             | 172,887.00           |
| 29              | 172,176.00          | 169,648.50          | 24,171.00         | 99,110.00           | 18,895.00         | 78,664.00           | 2,996.50          | 495.50            | 16,436.00         | 582,592.50           |
| 30              | 77,882.00           | 14,525.00           | 1,198.00          | 19,660.00           | 0.00              | 151,724.50          | 7,771.00          | 0.00              | 9,305.00          | 282,065.50           |
| 31              | 97,551.50           | 35,428.00           | 1,478.00          | 15,636.00           | 3,139.50          | 57,019.00           | 3,857.50          | 0.00              | 740.00            | 214,849.50           |
| <b>WV TOTAL</b> | <b>5,854,269.80</b> | <b>2,935,824.23</b> | <b>444,809.50</b> | <b>1,457,171.50</b> | <b>468,412.00</b> | <b>7,698,902.00</b> | <b>578,956.00</b> | <b>162,615.50</b> | <b>342,513.50</b> | <b>19,943,474.03</b> |

**WEST VIRGINIA PUBLIC DEFENDER SERVICES  
 DETAIL APPOINTED COUNSEL FEES BY CIRCUIT & CASE TYPE**

| Circuit<br>County | Parole            |                   |                   |                   |                  |                   |                    |                  |                  |                     | Total<br>Fee |
|-------------------|-------------------|-------------------|-------------------|-------------------|------------------|-------------------|--------------------|------------------|------------------|---------------------|--------------|
|                   | Felony            | Misd.             | Mental<br>Hygiene | Juv.              | Prob.<br>Rev.    | Term.<br>Abuse    | Habeas<br>Sup. Ct. | Other            | Muni.<br>Court   |                     |              |
| <b>01 Circuit</b> | <b>306,829.50</b> | <b>70,588.50</b>  | <b>96,040.00</b>  | <b>45,387.50</b>  | <b>15,265.00</b> | <b>547,156.50</b> | <b>49,214.00</b>   | <b>2,635.50</b>  | <b>15,472.50</b> | <b>1,148,589.00</b> |              |
| BROOKE            | 75,808.00         | 20,569.00         | 8,307.00          | 6,505.50          | 6,524.50         | 68,946.50         | 0.00               | 195.50           | 2,445.50         | 189,301.50          |              |
| HANCOCK           | 104,255.50        | 35,624.50         | 6,722.50          | 19,798.50         | 7,884.50         | 228,362.00        | 20,387.00          | 2,440.00         | 7,887.00         | 433,361.50          |              |
| OHIO              | 126,766.00        | 14,395.00         | 81,010.50         | 19,083.50         | 856.00           | 249,848.00        | 28,827.00          | 0.00             | 5,140.00         | 525,926.00          |              |
| <b>02 Circuit</b> | <b>116,609.00</b> | <b>78,617.50</b>  | <b>29,399.00</b>  | <b>19,261.50</b>  | <b>4,295.50</b>  | <b>133,749.00</b> | <b>9,022.50</b>    | <b>874.00</b>    | <b>8,811.00</b>  | <b>400,639.00</b>   |              |
| MARSHALL          | 67,253.00         | 61,087.00         | 10,919.50         | 5,835.00          | 3,665.00         | 54,684.50         | 3,838.50           | 874.00           | 2,967.00         | 211,123.50          |              |
| TYLER             | 20,273.00         | 12,913.00         | 2,809.50          | 10,173.00         | 630.50           | 39,805.00         | 4,027.50           | 0.00             | 4,379.00         | 95,010.50           |              |
| WETZEL            | 29,083.00         | 4,617.50          | 15,670.00         | 3,253.50          | 0.00             | 39,259.50         | 1,156.50           | 0.00             | 1,465.00         | 94,505.00           |              |
| <b>03 Circuit</b> | <b>122,901.50</b> | <b>80,474.00</b>  | <b>3,321.50</b>   | <b>27,891.50</b>  | <b>14,712.00</b> | <b>134,827.50</b> | <b>9,529.00</b>    | <b>0.00</b>      | <b>5,587.50</b>  | <b>399,244.50</b>   |              |
| DODDRIDGE         | 32,070.00         | 30,208.00         | 1,207.50          | 8,885.50          | 12,323.50        | 51,386.50         | 3,838.50           | 0.00             | 2,611.00         | 142,530.50          |              |
| PLEASANTS         | 53,109.00         | 18,125.00         | 1,328.50          | 7,903.00          | 1,885.50         | 14,452.00         | 2,461.50           | 0.00             | 1,699.00         | 100,963.50          |              |
| RITCHIE           | 37,722.50         | 32,141.00         | 785.50            | 11,103.00         | 503.00           | 68,989.00         | 3,229.00           | 0.00             | 1,277.50         | 155,750.50          |              |
| <b>04 Circuit</b> | <b>411,726.50</b> | <b>430,918.50</b> | <b>27,377.50</b>  | <b>116,958.00</b> | <b>28,820.00</b> | <b>441,790.50</b> | <b>37,125.00</b>   | <b>0.00</b>      | <b>43,575.50</b> | <b>1,538,291.50</b> |              |
| WIRT              | 20,372.50         | 15,798.50         | 77.50             | 5,702.00          | 911.50           | 17,967.00         | 409.50             | 0.00             | 553.00           | 61,791.50           |              |
| WOOD              | 391,354.00        | 415,120.00        | 27,300.00         | 111,256.00        | 27,908.50        | 423,823.50        | 36,715.50          | 0.00             | 43,022.50        | 1,476,500.00        |              |
| <b>05 Circuit</b> | <b>285,621.00</b> | <b>131,251.50</b> | <b>24,213.50</b>  | <b>46,832.50</b>  | <b>24,892.00</b> | <b>296,984.50</b> | <b>23,577.50</b>   | <b>0.00</b>      | <b>18,024.00</b> | <b>851,396.50</b>   |              |
| CALHOUN           | 14,983.00         | 3,421.00          | 1,503.00          | 2,713.00          | 933.50           | 61,170.00         | 1,159.00           | 0.00             | 3,261.50         | 89,144.00           |              |
| JACKSON           | 98,436.50         | 31,322.50         | 0.00              | 8,232.50          | 6,232.50         | 96,681.00         | 12,762.00          | 0.00             | 2,883.00         | 256,550.00          |              |
| MASON             | 103,925.50        | 80,617.00         | 21,061.50         | 32,637.00         | 14,812.50        | 60,838.00         | 7,530.50           | 0.00             | 9,981.00         | 331,403.00          |              |
| ROANE             | 68,276.00         | 15,891.00         | 1,649.00          | 3,250.00          | 2,913.50         | 78,295.50         | 2,126.00           | 0.00             | 1,898.50         | 174,299.50          |              |
| <b>06 Circuit</b> | <b>313,483.00</b> | <b>96,157.50</b>  | <b>54,103.00</b>  | <b>37,516.50</b>  | <b>32,830.00</b> | <b>260,583.50</b> | <b>68,348.00</b>   | <b>0.00</b>      | <b>17,856.50</b> | <b>880,878.00</b>   |              |
| CABELL            | 313,483.00        | 96,157.50         | 54,103.00         | 37,516.50         | 32,830.00        | 260,583.50        | 68,348.00          | 0.00             | 17,856.50        | 880,878.00          |              |
| <b>07 Circuit</b> | <b>127,291.00</b> | <b>68,015.50</b>  | <b>0.00</b>       | <b>84,522.00</b>  | <b>8,498.50</b>  | <b>181,756.50</b> | <b>22,670.00</b>   | <b>0.00</b>      | <b>7,459.50</b>  | <b>500,213.00</b>   |              |
| LOGAN             | 127,291.00        | 68,015.50         | 0.00              | 84,522.00         | 8,498.50         | 181,756.50        | 22,670.00          | 0.00             | 7,459.50         | 500,213.00          |              |
| <b>08 Circuit</b> | <b>139,897.50</b> | <b>75,776.50</b>  | <b>2,624.00</b>   | <b>10,996.50</b>  | <b>3,240.00</b>  | <b>168,957.00</b> | <b>8,366.00</b>    | <b>0.00</b>      | <b>3,603.50</b>  | <b>413,461.00</b>   |              |
| MCDOWELL          | 139,897.50        | 75,776.50         | 2,624.00          | 10,996.50         | 3,240.00         | 168,957.00        | 8,366.00           | 0.00             | 3,603.50         | 413,461.00          |              |
| <b>09 Circuit</b> | <b>395,065.00</b> | <b>64,229.00</b>  | <b>34,772.00</b>  | <b>50,704.50</b>  | <b>31,798.50</b> | <b>503,230.00</b> | <b>68,444.50</b>   | <b>18,326.50</b> | <b>37,594.50</b> | <b>1,204,164.50</b> |              |
| MERCER            | 395,065.00        | 64,229.00         | 34,772.00         | 50,704.50         | 31,798.50        | 503,230.00        | 68,444.50          | 18,326.50        | 37,594.50        | 1,204,164.50        |              |
| <b>10 Circuit</b> | <b>177,032.00</b> | <b>64,522.50</b>  | <b>227.50</b>     | <b>17,057.00</b>  | <b>12,738.00</b> | <b>374,922.00</b> | <b>4,371.00</b>    | <b>0.00</b>      | <b>6,072.00</b>  | <b>656,942.00</b>   |              |
| RALEIGH           | 177,032.00        | 64,522.50         | 227.50            | 17,057.00         | 12,738.00        | 374,922.00        | 4,371.00           | 0.00             | 6,072.00         | 656,942.00          |              |

**WEST VIRGINIA PUBLIC DEFENDER SERVICES  
 DETAIL APPOINTED COUNSEL FEES BY CIRCUIT & CASE TYPE**

| Circuit<br>County | Felony            | Misd.             | Mental<br>Hygiene | Juv.              | Prob.<br>Rev.    | Term.<br>Abuse    | Habeas<br>Sup. Ct. | Other            | Muni.<br>Court   | Total<br>Fee        |
|-------------------|-------------------|-------------------|-------------------|-------------------|------------------|-------------------|--------------------|------------------|------------------|---------------------|
|                   |                   |                   |                   |                   |                  |                   |                    |                  |                  |                     |
| <b>11 Circuit</b> | <b>129,934.50</b> | <b>21,288.00</b>  | <b>1,360.50</b>   | <b>8,088.00</b>   | <b>3,379.50</b>  | <b>199,381.00</b> | <b>8,362.00</b>    | <b>3,119.00</b>  | <b>2,359.50</b>  | <b>377,272.00</b>   |
| GREENBRIER        | 66,723.50         | 14,742.00         | 620.00            | 6,653.50          | 1,144.00         | 131,907.50        | 5,569.50           | 3,119.00         | 0.00             | 230,479.00          |
| POCAHONTAS        | 63,211.00         | 6,546.00          | 740.50            | 1,434.50          | 2,235.50         | 67,473.50         | 2,792.50           | 0.00             | 2,359.50         | 146,793.00          |
| <b>12 Circuit</b> | <b>48,767.50</b>  | <b>16,016.50</b>  | <b>0.00</b>       | <b>8,415.50</b>   | <b>1,952.50</b>  | <b>77,851.00</b>  | <b>12,567.50</b>   | <b>357.00</b>    | <b>2,087.50</b>  | <b>168,015.00</b>   |
| FAYETTE           | 48,767.50         | 16,016.50         | 0.00              | 8,415.50          | 1,952.50         | 77,851.00         | 12,567.50          | 357.00           | 2,087.50         | 168,015.00          |
| <b>13 Circuit</b> | <b>567,643.50</b> | <b>279,759.50</b> | <b>810.00</b>     | <b>122,811.50</b> | <b>37,541.50</b> | <b>525,894.50</b> | <b>31,228.00</b>   | <b>78,195.00</b> | <b>25,144.00</b> | <b>1,669,027.50</b> |
| KANAWHA           | 567,643.50        | 279,759.50        | 810.00            | 122,811.50        | 37,541.50        | 525,894.50        | 31,228.00          | 78,195.00        | 25,144.00        | 1,669,027.50        |
| <b>14 Circuit</b> | <b>242,217.80</b> | <b>137,543.30</b> | <b>2,755.00</b>   | <b>42,087.00</b>  | <b>19,665.00</b> | <b>611,424.50</b> | <b>14,982.50</b>   | <b>1,337.00</b>  | <b>17,123.00</b> | <b>1,089,135.10</b> |
| BRAXTON           | 77,883.00         | 53,606.50         | 1,477.50          | 9,449.00          | 9,043.50         | 90,115.00         | 3,522.00           | 0.00             | 4,426.50         | 249,523.00          |
| CLAY              | 47,107.00         | 33,944.00         | 0.00              | 4,556.00          | 4,303.00         | 236,754.50        | 3,903.50           | 0.00             | 541.00           | 331,109.00          |
| GILMER            | 34,611.80         | 22,105.80         | 751.00            | 5,885.00          | 939.00           | 35,614.00         | 528.50             | 1,337.00         | 6,082.00         | 107,854.10          |
| WEBSTER           | 82,616.00         | 27,887.00         | 526.50            | 22,197.00         | 5,379.50         | 248,941.00        | 7,028.50           | 0.00             | 6,073.50         | 400,649.00          |
| <b>15 Circuit</b> | <b>98,739.50</b>  | <b>40,364.00</b>  | <b>6,900.50</b>   | <b>25,536.00</b>  | <b>12,330.50</b> | <b>259,140.00</b> | <b>28,781.50</b>   | <b>0.00</b>      | <b>3,595.00</b>  | <b>475,387.00</b>   |
| HARRISON          | 98,739.50         | 40,364.00         | 6,900.50          | 25,536.00         | 12,330.50        | 259,140.00        | 28,781.50          | 0.00             | 3,595.00         | 475,387.00          |
| <b>16 Circuit</b> | <b>205,048.50</b> | <b>149,250.93</b> | <b>13,254.50</b>  | <b>85,996.00</b>  | <b>36,316.50</b> | <b>201,916.00</b> | <b>16,306.00</b>   | <b>12,587.50</b> | <b>19,598.50</b> | <b>740,274.43</b>   |
| MARION            | 205,048.50        | 149,250.93        | 13,254.50         | 85,996.00         | 36,316.50        | 201,916.00        | 16,306.00          | 12,587.50        | 19,598.50        | 740,274.43          |
| <b>17 Circuit</b> | <b>237,433.50</b> | <b>123,268.00</b> | <b>28,209.00</b>  | <b>81,754.50</b>  | <b>29,346.00</b> | <b>143,763.50</b> | <b>14,483.00</b>   | <b>16,777.50</b> | <b>15,136.00</b> | <b>690,171.00</b>   |
| MONONGALIA        | 237,433.50        | 123,268.00        | 28,209.00         | 81,754.50         | 29,346.00        | 143,763.50        | 14,483.00          | 16,777.50        | 15,136.00        | 690,171.00          |
| <b>18 Circuit</b> | <b>43,327.50</b>  | <b>14,628.00</b>  | <b>931.50</b>     | <b>16,156.00</b>  | <b>1,927.00</b>  | <b>113,570.00</b> | <b>8,274.50</b>    | <b>0.00</b>      | <b>4,605.50</b>  | <b>203,420.00</b>   |
| PRESTON           | 43,327.50         | 14,628.00         | 931.50            | 16,156.00         | 1,927.00         | 113,570.00        | 8,274.50           | 0.00             | 4,605.50         | 203,420.00          |
| <b>19 Circuit</b> | <b>134,896.50</b> | <b>103,730.50</b> | <b>2,224.00</b>   | <b>115,561.00</b> | <b>7,534.00</b>  | <b>186,001.00</b> | <b>3,086.50</b>    | <b>144.50</b>    | <b>15,025.00</b> | <b>568,203.00</b>   |
| BARBOUR           | 65,505.50         | 53,018.00         | 729.00            | 59,963.50         | 2,838.50         | 93,430.00         | 0.00               | 144.50           | 1,555.00         | 277,184.00          |
| TAYLOR            | 69,391.00         | 50,712.50         | 1,495.00          | 55,597.50         | 4,695.50         | 92,571.00         | 3,086.50           | 0.00             | 13,470.00        | 291,019.00          |
| <b>20 Circuit</b> | <b>120,699.00</b> | <b>103,195.50</b> | <b>1,368.50</b>   | <b>92,394.00</b>  | <b>14,288.50</b> | <b>80,341.50</b>  | <b>3,665.50</b>    | <b>22,377.00</b> | <b>3,830.50</b>  | <b>442,160.00</b>   |
| RANDOLPH          | 120,699.00        | 103,195.50        | 1,368.50          | 92,394.00         | 14,288.50        | 80,341.50         | 3,665.50           | 22,377.00        | 3,830.50         | 442,160.00          |
| <b>21 Circuit</b> | <b>146,124.50</b> | <b>102,377.50</b> | <b>2,027.00</b>   | <b>38,779.00</b>  | <b>22,227.50</b> | <b>131,186.00</b> | <b>11,398.50</b>   | <b>0.00</b>      | <b>7,760.00</b>  | <b>461,880.00</b>   |
| GRANT             | 57,468.50         | 28,556.50         | 507.50            | 10,688.00         | 13,449.00        | 74,447.00         | 715.50             | 0.00             | 1,640.50         | 187,472.50          |
| MINERAL           | 83,740.50         | 68,267.50         | 1,519.50          | 19,683.00         | 7,507.00         | 42,999.00         | 10,683.00          | 0.00             | 6,119.50         | 240,519.00          |
| TUCKER            | 4,915.50          | 5,553.50          | 0.00              | 8,408.00          | 1,271.50         | 13,740.00         | 0.00               | 0.00             | 0.00             | 33,888.50           |

**WEST VIRGINIA PUBLIC DEFENDER SERVICES  
 DETAIL APPOINTED COUNSEL FEES BY CIRCUIT & CASE TYPE**

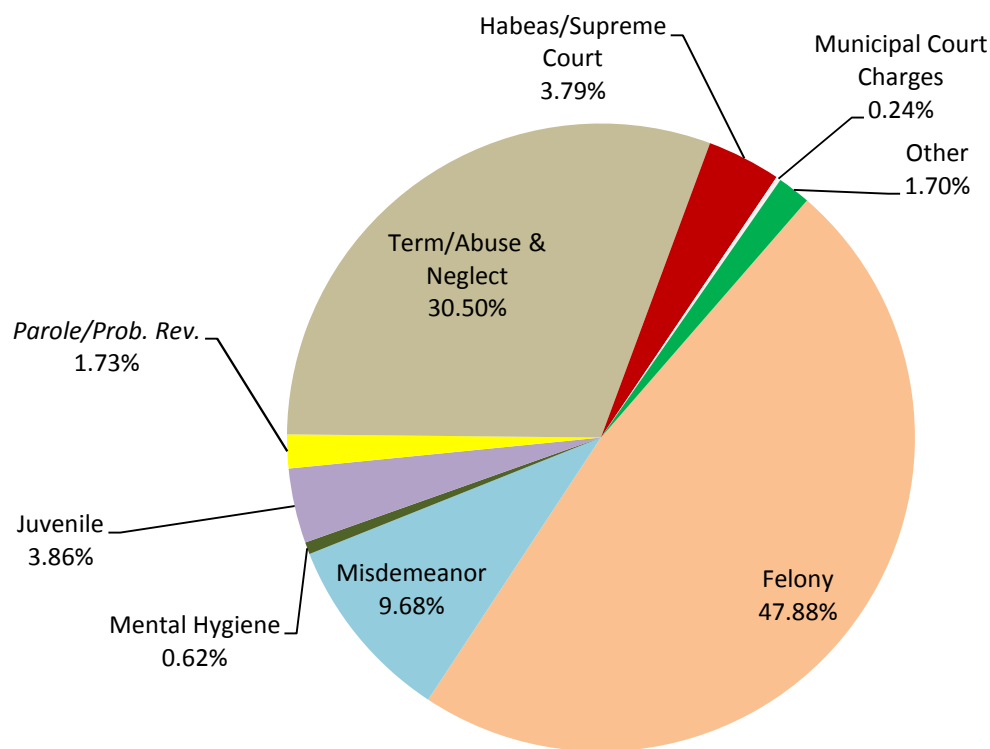
| Circuit<br>County | Parole              |                     |                   |                     |                   |                     |                    |                   |                   |                      | Total<br>Fee |
|-------------------|---------------------|---------------------|-------------------|---------------------|-------------------|---------------------|--------------------|-------------------|-------------------|----------------------|--------------|
|                   | Felony              | Misd.               | Mental<br>Hygiene | Juv.                | Prob.<br>Rev.     | Term.<br>Abuse      | Habeas<br>Sup. Ct. | Other             | Muni.<br>Court    |                      |              |
| <b>22 Circuit</b> | <b>167,393.50</b>   | <b>132,309.50</b>   | <b>5,419.50</b>   | <b>39,973.50</b>    | <b>17,628.50</b>  | <b>185,439.00</b>   | <b>16,095.00</b>   | <b>0.00</b>       | <b>15,102.00</b>  | <b>579,360.50</b>    |              |
| HAMPSHIRE         | 77,550.00           | 56,987.00           | 1,880.50          | 9,525.50            | 4,675.50          | 42,837.50           | 10,390.50          | 0.00              | 3,752.00          | 207,598.50           |              |
| HARDY             | 66,293.00           | 67,861.00           | 2,460.50          | 15,087.00           | 11,598.00         | 112,866.50          | 1,669.00           | 0.00              | 9,520.00          | 287,355.00           |              |
| PENDLETON         | 23,550.50           | 7,461.50            | 1,078.50          | 15,361.00           | 1,355.00          | 29,735.00           | 4,035.50           | 0.00              | 1,830.00          | 84,407.00            |              |
| <b>23 Circuit</b> | <b>234,019.50</b>   | <b>46,533.50</b>    | <b>0.00</b>       | <b>28,722.50</b>    | <b>11,124.50</b>  | <b>644,150.50</b>   | <b>37,614.50</b>   | <b>1,502.50</b>   | <b>3,821.00</b>   | <b>1,007,488.50</b>  |              |
| BERKELEY          | 116,572.00          | 22,668.50           | 0.00              | 20,467.00           | 3,730.50          | 486,773.50          | 27,410.00          | 1,502.50          | 2,930.00          | 682,054.00           |              |
| JEFFERSON         | 78,705.50           | 14,401.00           | 0.00              | 7,697.00            | 4,413.00          | 124,998.50          | 2,733.50           | 0.00              | 891.00            | 233,839.50           |              |
| MORGAN            | 38,742.00           | 9,464.00            | 0.00              | 558.50              | 2,981.00          | 32,378.50           | 7,471.00           | 0.00              | 0.00              | 91,595.00            |              |
| <b>24 Circuit</b> | <b>80,062.00</b>    | <b>16,289.50</b>    | <b>23,454.00</b>  | <b>9,659.50</b>     | <b>6,320.50</b>   | <b>197,908.00</b>   | <b>15,163.00</b>   | <b>3,693.00</b>   | <b>2,016.50</b>   | <b>354,566.00</b>    |              |
| WAYNE             | 80,062.00           | 16,289.50           | 23,454.00         | 9,659.50            | 6,320.50          | 197,908.00          | 15,163.00          | 3,693.00          | 2,016.50          | 354,566.00           |              |
| <b>25 Circuit</b> | <b>288,451.00</b>   | <b>80,879.00</b>    | <b>10,897.50</b>  | <b>93,852.50</b>    | <b>22,052.50</b>  | <b>229,562.50</b>   | <b>18,346.00</b>   | <b>0.00</b>       | <b>7,170.50</b>   | <b>751,211.50</b>    |              |
| BOONE             | 180,545.50          | 23,917.00           | 0.00              | 64,093.00           | 9,107.00          | 131,404.00          | 18,346.00          | 0.00              | 3,833.50          | 431,246.00           |              |
| LINCOLN           | 107,905.50          | 56,962.00           | 10,897.50         | 29,759.50           | 12,945.50         | 98,158.50           | 0.00               | 0.00              | 3,337.00          | 319,965.50           |              |
| <b>26 Circuit</b> | <b>115,081.50</b>   | <b>78,125.50</b>    | <b>44,444.00</b>  | <b>43,234.50</b>    | <b>22,065.00</b>  | <b>319,242.50</b>   | <b>13,800.50</b>   | <b>194.00</b>     | <b>6,713.00</b>   | <b>642,900.50</b>    |              |
| LEWIS             | 57,661.50           | 23,540.50           | 42,404.00         | 11,508.50           | 9,538.00          | 123,782.00          | 6,867.50           | 0.00              | 2,157.50          | 277,459.50           |              |
| UPSHUR            | 57,420.00           | 54,585.00           | 2,040.00          | 31,726.00           | 12,527.00         | 195,460.50          | 6,933.00           | 194.00            | 4,555.50          | 365,441.00           |              |
| <b>27 Circuit</b> | <b>183,551.00</b>   | <b>101,143.50</b>   | <b>1,737.50</b>   | <b>11,846.00</b>    | <b>2,362.50</b>   | <b>175,340.50</b>   | <b>0.00</b>        | <b>0.00</b>       | <b>807.50</b>     | <b>476,788.50</b>    |              |
| WYOMING           | 183,551.00          | 101,143.50          | 1,737.50          | 11,846.00           | 2,362.50          | 175,340.50          | 0.00               | 0.00              | 807.50            | 476,788.50           |              |
| <b>28 Circuit</b> | <b>66,813.50</b>    | <b>8,969.50</b>     | <b>91.50</b>      | <b>771.00</b>       | <b>1,226.00</b>   | <b>85,425.50</b>    | <b>9,509.00</b>    | <b>0.00</b>       | <b>81.00</b>      | <b>172,887.00</b>    |              |
| NICHOLAS          | 66,813.50           | 8,969.50            | 91.50             | 771.00              | 1,226.00          | 85,425.50           | 9,509.00           | 0.00              | 81.00             | 172,887.00           |              |
| <b>29 Circuit</b> | <b>172,176.00</b>   | <b>169,648.50</b>   | <b>24,171.00</b>  | <b>99,110.00</b>    | <b>18,895.00</b>  | <b>78,664.00</b>    | <b>2,996.50</b>    | <b>495.50</b>     | <b>16,436.00</b>  | <b>582,592.50</b>    |              |
| PUTNAM            | 172,176.00          | 169,648.50          | 24,171.00         | 99,110.00           | 18,895.00         | 78,664.00           | 2,996.50           | 495.50            | 16,436.00         | 582,592.50           |              |
| <b>30 Circuit</b> | <b>77,882.00</b>    | <b>14,525.00</b>    | <b>1,198.00</b>   | <b>19,660.00</b>    | <b>0.00</b>       | <b>151,724.50</b>   | <b>7,771.00</b>    | <b>0.00</b>       | <b>9,305.00</b>   | <b>282,065.50</b>    |              |
| MINGO             | 77,882.00           | 14,525.00           | 1,198.00          | 19,660.00           | 0.00              | 151,724.50          | 7,771.00           | 0.00              | 9,305.00          | 282,065.50           |              |
| <b>31 Circuit</b> | <b>97,551.50</b>    | <b>35,428.00</b>    | <b>1,478.00</b>   | <b>15,636.00</b>    | <b>3,139.50</b>   | <b>57,019.00</b>    | <b>3,857.50</b>    | <b>0.00</b>       | <b>740.00</b>     | <b>214,849.50</b>    |              |
| MONROE            | 41,356.00           | 20,697.00           | 785.50            | 6,193.00            | 2,377.50          | 23,709.50           | 3,857.50           | 0.00              | 0.00              | 98,976.00            |              |
| SUMMERS           | 56,195.50           | 14,731.00           | 692.50            | 9,443.00            | 762.00            | 33,309.50           | 0.00               | 0.00              | 740.00            | 115,873.50           |              |
| <b>WV TOTAL</b>   | <b>5,854,269.80</b> | <b>2,935,824.23</b> | <b>444,809.50</b> | <b>1,457,171.50</b> | <b>468,412.00</b> | <b>7,698,902.00</b> | <b>578,956.00</b>  | <b>162,615.50</b> | <b>342,513.50</b> | <b>19,943,474.03</b> |              |

# AC EXPENSES PAID BY CASE TYPE

### APPOINTED COUNSEL EXPENSES PAID IN FY 2012 INCLUDING DIRECT EXPENSES

|  |                       |
|--|-----------------------|
| Felony   | \$965,807.44          |
| Misdemeanor  | \$195,256.34          |
| Mental Hygiene   | \$12,461.04           |
| Juvenile   | \$77,773.61           |
| Parole/Prob. Rev.  | \$34,969.71           |
| Term/Abuse & Neglect   | \$615,144.30          |
| Habeas/Supreme Court   | \$76,407.48           |
| Municipal Court Charges  | \$4,915.30            |
| Other<br>(Mag. Ct. Appeal, Mandamus/Prohibition, Extradition, Contempt, Fugitive, Other) | \$34,284.61           |
| <b>Total Expenses Paid</b>   | <b>\$2,017,019.83</b> |

### APPOINTED COUNSEL EXPENSES PAID CHART



**WEST VIRGINIA PUBLIC DEFENDER SERVICES  
 FY2012 APPOINTED COUNSEL EXPENSES BY CIRCUIT & CASE TYPE**

| Circuit         | Felony            | Misd.             | Mental Hygiene   | Parole           |                  |                   | Term. Abuse      | Habeas Sup. Ct. | Other            | Muni. Court         | Total Expenses |
|-----------------|-------------------|-------------------|------------------|------------------|------------------|-------------------|------------------|-----------------|------------------|---------------------|----------------|
|                 |                   |                   |                  | Misd.            | Juv.             | Prob. Rev.        |                  |                 |                  |                     |                |
| 01              | 40,423.41         | 3,349.68          | 605.63           | 1,398.51         | 1,070.10         | 29,590.85         | 7,802.44         | 169.75          | 1,123.14         | 85,533.51           |                |
| 02              | 24,721.26         | 2,832.80          | 2,892.46         | 717.72           | 130.02           | 8,692.70          | 337.51           | 20.16           | 633.11           | 40,977.74           |                |
| 03              | 42,970.22         | 8,327.18          | 148.95           | 2,996.00         | 1,678.43         | 20,187.93         | 849.55           | 0.00            | 504.17           | 77,662.43           |                |
| 04              | 107,532.76        | 54,470.43         | 737.76           | 6,783.52         | 1,712.60         | 58,894.93         | 4,571.65         | 0.00            | 5,836.43         | 240,540.08          |                |
| 05              | 39,712.74         | 6,910.68          | 224.65           | 2,383.30         | 4,501.17         | 26,402.38         | 1,575.79         | 0.00            | 1,343.04         | 83,053.75           |                |
| 06              | 76,875.32         | 3,063.56          | 0.00             | 450.81           | 5,217.48         | 7,424.84          | 10,694.59        | 0.00            | 422.96           | 104,149.56          |                |
| 07              | 12,982.27         | 1,656.92          | 0.00             | 1,345.45         | 1,567.79         | 4,973.12          | 1,773.59         | 0.00            | 575.40           | 24,874.54           |                |
| 08              | 13,889.51         | 2,093.65          | 5.60             | 2,089.81         | 317.98           | 8,743.24          | 969.32           | 0.00            | 73.07            | 28,182.18           |                |
| 09              | 60,474.13         | 6,335.65          | 2,834.40         | 11,334.48        | 2,566.02         | 56,838.16         | 16,817.42        | 1,708.12        | 7,519.13         | 166,427.51          |                |
| 10              | 32,375.32         | 3,611.73          | 5.15             | 777.40           | 796.15           | 53,047.15         | 438.38           | 0.00            | 313.87           | 91,365.15           |                |
| 11              | 5,018.07          | 1,085.27          | 27.63            | 111.32           | 302.38           | 4,131.18          | 351.95           | 0.00            | 104.49           | 11,132.29           |                |
| 12              | 2,167.32          | 238.33            | 0.00             | 223.81           | 121.51           | 2,565.55          | 1,559.47         | 0.00            | 82.58            | 6,958.57            |                |
| 13              | 39,586.66         | 5,537.75          | 84.79            | 4,029.74         | 1,483.05         | 26,356.10         | 3,983.86         | 1,178.40        | 552.65           | 82,793.00           |                |
| 14              | 30,553.64         | 14,867.03         | 131.12           | 3,443.66         | 2,091.30         | 51,373.64         | 1,286.97         | 130.61          | 1,533.80         | 105,411.77          |                |
| 15              | 9,965.57          | 910.18            | 155.38           | 609.99           | 255.58           | 19,582.21         | 3,556.66         | 0.00            | 92.54            | 35,128.11           |                |
| 16              | 20,267.17         | 2,030.72          | 16.42            | 7,799.04         | 1,417.17         | 3,181.96          | 1,439.72         | 115.16          | 298.11           | 36,565.47           |                |
| 17              | 49,229.99         | 3,576.59          | 274.89           | 2,080.81         | 1,127.98         | 5,257.04          | 509.95           | 495.05          | 441.98           | 62,994.28           |                |
| 18              | 10,373.86         | 934.47            | 9.19             | 876.39           | 104.09           | 8,162.34          | 1,005.45         | 0.00            | 254.44           | 21,720.23           |                |
| 19              | 7,693.35          | 5,380.03          | 42.10            | 3,818.56         | 291.60           | 9,913.50          | 718.34           | 0.00            | 435.17           | 28,292.65           |                |
| 20              | 8,884.02          | 6,944.15          | 6.82             | 1,262.46         | 694.24           | 10,072.90         | 225.34           | 1,028.72        | 198.08           | 29,316.73           |                |
| 21              | 23,751.79         | 3,635.17          | 1.88             | 1,289.05         | 644.51           | 13,844.80         | 1,247.86         | 0.00            | 6,164.85         | 50,579.91           |                |
| 22              | 28,783.55         | 6,746.17          | 49.30            | 5,515.42         | 492.69           | 8,894.34          | 3,267.93         | 0.00            | 2,978.96         | 56,728.36           |                |
| 23              | 77,745.64         | 10,819.12         | 0.00             | 959.01           | 1,089.14         | 99,299.60         | 3,906.31         | 53.36           | 362.88           | 194,235.06          |                |
| 24              | 48,921.81         | 1,058.59          | 3.60             | 1,871.33         | 410.57           | 10,631.48         | 1,487.86         | 0.00            | 138.12           | 64,523.36           |                |
| 25              | 15,252.92         | 2,466.17          | 170.47           | 2,036.56         | 501.61           | 6,275.18          | 2,058.37         | 0.00            | 47.06            | 28,808.34           |                |
| 26              | 6,107.15          | 2,825.75          | 3,175.72         | 2,247.66         | 1,288.62         | 9,583.28          | 1,461.59         | 7.04            | 241.23           | 26,938.04           |                |
| 27              | 74,171.26         | 20,804.88         | 90.70            | 3,077.79         | 1,556.35         | 17,557.98         | 0.00             | 0.00            | 68.20            | 117,327.16          |                |
| 28              | 12,100.67         | 771.08            | 0.00             | 26.00            | 167.78           | 6,369.28          | 1,055.99         | 0.00            | 3.12             | 20,493.92           |                |
| 29              | 22,171.80         | 8,841.34          | 666.09           | 4,566.48         | 952.50           | 7,026.57          | 467.50           | 8.93            | 1,850.26         | 46,551.47           |                |
| 30              | 9,272.74          | 160.61            | 0.00             | 24.45            | 0.00             | 3,628.20          | 320.28           | 0.00            | 14.82            | 13,421.10           |                |
| 31              | 11,831.52         | 2,970.66          | 100.34           | 1,627.08         | 419.30           | 16,641.87         | 665.84           | 0.00            | 76.95            | 34,333.56           |                |
| <b>WV TOTAL</b> | <b>965,807.44</b> | <b>195,256.34</b> | <b>12,461.04</b> | <b>77,773.61</b> | <b>34,969.71</b> | <b>615,144.30</b> | <b>76,407.48</b> | <b>4,915.30</b> | <b>34,284.61</b> | <b>2,017,019.83</b> |                |

**WEST VIRGINIA PUBLIC DEFENDER SERVICES  
 DETAIL APPOINTED COUNSEL EXPENSES BY CIRCUIT & CASE TYPE**

| Circuit<br>County | Felony            | Miscd.           | Mental<br>Hygiene | Parole           |                 |                  | Term.<br>Abuse   | Habeas<br>Sup. Ct. | Other           | Muni.<br>Court    | Total<br>Expenses |
|-------------------|-------------------|------------------|-------------------|------------------|-----------------|------------------|------------------|--------------------|-----------------|-------------------|-------------------|
|                   |                   |                  |                   | Misd.            | Juv.            | Prob.<br>Rev.    |                  |                    |                 |                   |                   |
| <b>01 Circuit</b> | <b>40,423.41</b>  | <b>3,349.68</b>  | <b>605.63</b>     | <b>1,398.51</b>  | <b>1,070.10</b> | <b>29,590.85</b> | <b>7,802.44</b>  | <b>169.75</b>      | <b>1,123.14</b> | <b>85,533.51</b>  |                   |
| BROOKE            | 7,988.92          | 1,544.05         | 260.10            | 415.19           | 417.39          | 4,190.77         | 0.00             | 26.79              | 136.83          | 14,980.04         |                   |
| HANCOCK           | 10,138.90         | 1,462.49         | 221.50            | 868.49           | 631.89          | 16,636.64        | 5,252.57         | 142.96             | 706.42          | 36,061.86         |                   |
| OHIO              | 22,295.59         | 343.14           | 124.03            | 114.83           | 20.82           | 8,763.44         | 2,549.87         | 0.00               | 279.89          | 34,491.61         |                   |
| <b>02 Circuit</b> | <b>24,721.26</b>  | <b>2,832.80</b>  | <b>2,892.46</b>   | <b>717.72</b>    | <b>130.02</b>   | <b>8,692.70</b>  | <b>337.51</b>    | <b>20.16</b>       | <b>633.11</b>   | <b>40,977.74</b>  |                   |
| MARSHALL          | 22,752.44         | 2,091.12         | 488.84            | 37.68            | 130.02          | 1,160.63         | 274.62           | 20.16              | 105.52          | 27,061.03         |                   |
| TYLER             | 887.98            | 473.04           | 335.67            | 498.65           | 0.00            | 1,908.67         | 49.53            | 0.00               | 466.23          | 4,619.77          |                   |
| WETZEL            | 1,080.84          | 268.64           | 2,067.95          | 181.39           | 0.00            | 5,623.40         | 13.36            | 0.00               | 61.36           | 9,296.94          |                   |
| <b>03 Circuit</b> | <b>42,970.22</b>  | <b>8,327.18</b>  | <b>148.95</b>     | <b>2,996.00</b>  | <b>1,678.43</b> | <b>20,187.93</b> | <b>849.55</b>    | <b>0.00</b>        | <b>504.17</b>   | <b>77,662.43</b>  |                   |
| DODDRIDGE         | 7,151.60          | 3,326.97         | 79.15             | 829.84           | 1,559.52        | 10,358.78        | 228.00           | 0.00               | 237.93          | 23,771.79         |                   |
| PLEASANTS         | 28,639.00         | 1,256.27         | 69.80             | 1,778.26         | 118.91          | 1,541.17         | 446.61           | 0.00               | 84.80           | 33,934.82         |                   |
| RITCHIE           | 7,179.62          | 3,743.94         | 0.00              | 387.90           | 0.00            | 8,287.98         | 174.94           | 0.00               | 181.44          | 19,955.82         |                   |
| <b>04 Circuit</b> | <b>107,532.76</b> | <b>54,470.43</b> | <b>737.76</b>     | <b>6,783.52</b>  | <b>1,712.60</b> | <b>58,894.93</b> | <b>4,571.65</b>  | <b>0.00</b>        | <b>5,836.43</b> | <b>240,540.08</b> |                   |
| WIRT              | 5,737.61          | 3,757.66         | 0.00              | 475.72           | 49.32           | 2,189.84         | 4.02             | 0.00               | 32.89           | 12,247.06         |                   |
| WOOD              | 101,795.15        | 50,712.77        | 737.76            | 6,307.80         | 1,663.28        | 56,705.09        | 4,567.63         | 0.00               | 5,803.54        | 228,293.02        |                   |
| <b>05 Circuit</b> | <b>39,712.74</b>  | <b>6,910.68</b>  | <b>224.65</b>     | <b>2,383.30</b>  | <b>4,501.17</b> | <b>26,402.38</b> | <b>1,575.79</b>  | <b>0.00</b>        | <b>1,343.04</b> | <b>83,053.75</b>  |                   |
| CALHOUN           | 3,394.45          | 615.02           | 58.08             | 344.75           | 208.70          | 7,582.71         | 68.43            | 0.00               | 445.87          | 12,718.01         |                   |
| JACKSON           | 12,548.74         | 2,909.84         | 0.00              | 921.83           | 3,298.05        | 8,279.13         | 587.20           | 0.00               | 103.55          | 28,648.34         |                   |
| MASON             | 14,141.88         | 1,101.22         | 0.00              | 430.15           | 589.56          | 1,144.13         | 809.96           | 0.00               | 603.53          | 18,820.43         |                   |
| ROANE             | 9,627.67          | 2,284.60         | 166.57            | 686.57           | 404.86          | 9,396.41         | 110.20           | 0.00               | 190.09          | 22,866.97         |                   |
| <b>06 Circuit</b> | <b>76,875.32</b>  | <b>3,063.56</b>  | <b>0.00</b>       | <b>450.81</b>    | <b>5,217.48</b> | <b>7,424.84</b>  | <b>10,694.59</b> | <b>0.00</b>        | <b>422.96</b>   | <b>104,149.56</b> |                   |
| CABELL            | 76,875.32         | 3,063.56         | 0.00              | 450.81           | 5,217.48        | 7,424.84         | 10,694.59        | 0.00               | 422.96          | 104,149.56        |                   |
| <b>07 Circuit</b> | <b>12,982.27</b>  | <b>1,656.92</b>  | <b>0.00</b>       | <b>1,345.45</b>  | <b>1,567.79</b> | <b>4,973.12</b>  | <b>1,773.59</b>  | <b>0.00</b>        | <b>575.40</b>   | <b>24,874.54</b>  |                   |
| LOGAN             | 12,982.27         | 1,656.92         | 0.00              | 1,345.45         | 1,567.79        | 4,973.12         | 1,773.59         | 0.00               | 575.40          | 24,874.54         |                   |
| <b>08 Circuit</b> | <b>13,889.51</b>  | <b>2,093.65</b>  | <b>5.60</b>       | <b>2,089.81</b>  | <b>317.98</b>   | <b>8,743.24</b>  | <b>969.32</b>    | <b>0.00</b>        | <b>73.07</b>    | <b>28,182.18</b>  |                   |
| MCDOWELL          | 13,889.51         | 2,093.65         | 5.60              | 2,089.81         | 317.98          | 8,743.24         | 969.32           | 0.00               | 73.07           | 28,182.18         |                   |
| <b>09 Circuit</b> | <b>60,474.13</b>  | <b>6,335.65</b>  | <b>2,834.40</b>   | <b>11,334.48</b> | <b>2,566.02</b> | <b>56,838.16</b> | <b>16,817.42</b> | <b>1,708.12</b>    | <b>7,519.13</b> | <b>166,427.51</b> |                   |
| MERCER            | 60,474.13         | 6,335.65         | 2,834.40          | 11,334.48        | 2,566.02        | 56,838.16        | 16,817.42        | 1,708.12           | 7,519.13        | 166,427.51        |                   |
| <b>10 Circuit</b> | <b>32,375.32</b>  | <b>3,611.73</b>  | <b>5.15</b>       | <b>777.40</b>    | <b>796.15</b>   | <b>53,047.15</b> | <b>438.38</b>    | <b>0.00</b>        | <b>313.87</b>   | <b>91,365.15</b>  |                   |
| RALEIGH           | 32,375.32         | 3,611.73         | 5.15              | 777.40           | 796.15          | 53,047.15        | 438.38           | 0.00               | 313.87          | 91,365.15         |                   |

**WEST VIRGINIA PUBLIC DEFENDER SERVICES  
 DETAIL APPOINTED COUNSEL EXPENSES BY CIRCUIT & CASE TYPE**

| Circuit<br>County | Felony           | Miscd.           | Mental<br>Hygiene | Parole          |                 |                  |                 | Habeas<br>Sup. Ct. | Other           | Muni.<br>Court    | Total<br>Expenses |
|-------------------|------------------|------------------|-------------------|-----------------|-----------------|------------------|-----------------|--------------------|-----------------|-------------------|-------------------|
|                   |                  |                  |                   | Misd.           | Juv.            | Prob.<br>Rev.    | Term.<br>Abuse  |                    |                 |                   |                   |
| <b>11 Circuit</b> | <b>5,018.07</b>  | <b>1,085.27</b>  | <b>27.63</b>      | <b>111.32</b>   | <b>302.38</b>   | <b>4,131.18</b>  | <b>351.95</b>   | <b>0.00</b>        | <b>104.49</b>   | <b>11,132.29</b>  |                   |
| GREENBRIER        | 1,806.24         | 37.19            | 19.13             | 76.49           | 5.20            | 1,556.28         | 351.95          | 0.00               | 0.00            | 3,852.48          |                   |
| POCAHONTAS        | 3,211.83         | 1,048.08         | 8.50              | 34.83           | 297.18          | 2,574.90         | 0.00            | 0.00               | 104.49          | 7,279.81          |                   |
| <b>12 Circuit</b> | <b>2,167.32</b>  | <b>238.33</b>    | <b>0.00</b>       | <b>223.81</b>   | <b>121.51</b>   | <b>2,565.55</b>  | <b>1,559.47</b> | <b>0.00</b>        | <b>82.58</b>    | <b>6,958.57</b>   |                   |
| FAYETTE           | 2,167.32         | 238.33           | 0.00              | 223.81          | 121.51          | 2,565.55         | 1,559.47        | 0.00               | 82.58           | 6,958.57          |                   |
| <b>13 Circuit</b> | <b>39,586.66</b> | <b>5,537.75</b>  | <b>84.79</b>      | <b>4,029.74</b> | <b>1,483.05</b> | <b>26,356.10</b> | <b>3,983.86</b> | <b>1,178.40</b>    | <b>552.65</b>   | <b>82,793.00</b>  |                   |
| KANAWHA           | 39,586.66        | 5,537.75         | 84.79             | 4,029.74        | 1,483.05        | 26,356.10        | 3,983.86        | 1,178.40           | 552.65          | 82,793.00         |                   |
| <b>14 Circuit</b> | <b>30,553.64</b> | <b>14,867.03</b> | <b>131.12</b>     | <b>3,443.66</b> | <b>2,091.30</b> | <b>51,373.64</b> | <b>1,286.97</b> | <b>130.61</b>      | <b>1,533.80</b> | <b>105,411.77</b> |                   |
| BRAXTON           | 7,132.99         | 5,820.10         | 0.00              | 568.95          | 886.29          | 3,971.29         | 51.64           | 0.00               | 400.34          | 18,831.60         |                   |
| CLAY              | 9,611.19         | 3,610.17         | 0.00              | 283.49          | 406.26          | 16,557.55        | 579.11          | 0.00               | 41.28           | 31,089.05         |                   |
| GILMER            | 3,347.42         | 2,671.18         | 58.90             | 835.91          | 173.74          | 7,481.46         | 90.10           | 130.61             | 427.07          | 15,216.39         |                   |
| WEBSTER           | 10,462.04        | 2,765.58         | 72.22             | 1,755.31        | 625.01          | 23,363.34        | 566.12          | 0.00               | 665.11          | 40,274.73         |                   |
| <b>15 Circuit</b> | <b>9,965.57</b>  | <b>910.18</b>    | <b>155.38</b>     | <b>609.99</b>   | <b>255.58</b>   | <b>19,582.21</b> | <b>3,556.66</b> | <b>0.00</b>        | <b>92.54</b>    | <b>35,128.11</b>  |                   |
| HARRISON          | 9,965.57         | 910.18           | 155.38            | 609.99          | 255.58          | 19,582.21        | 3,556.66        | 0.00               | 92.54           | 35,128.11         |                   |
| <b>16 Circuit</b> | <b>20,267.17</b> | <b>2,030.72</b>  | <b>16.42</b>      | <b>7,799.04</b> | <b>1,417.17</b> | <b>3,181.96</b>  | <b>1,439.72</b> | <b>115.16</b>      | <b>298.11</b>   | <b>36,565.47</b>  |                   |
| MARION            | 20,267.17        | 2,030.72         | 16.42             | 7,799.04        | 1,417.17        | 3,181.96         | 1,439.72        | 115.16             | 298.11          | 36,565.47         |                   |
| <b>17 Circuit</b> | <b>49,229.99</b> | <b>3,576.59</b>  | <b>274.89</b>     | <b>2,080.81</b> | <b>1,127.98</b> | <b>5,257.04</b>  | <b>509.95</b>   | <b>495.05</b>      | <b>441.98</b>   | <b>62,994.28</b>  |                   |
| MONONGALIA        | 49,229.99        | 3,576.59         | 274.89            | 2,080.81        | 1,127.98        | 5,257.04         | 509.95          | 495.05             | 441.98          | 62,994.28         |                   |
| <b>18 Circuit</b> | <b>10,373.86</b> | <b>934.47</b>    | <b>9.19</b>       | <b>876.39</b>   | <b>104.09</b>   | <b>8,162.34</b>  | <b>1,005.45</b> | <b>0.00</b>        | <b>254.44</b>   | <b>21,720.23</b>  |                   |
| PRESTON           | 10,373.86        | 934.47           | 9.19              | 876.39          | 104.09          | 8,162.34         | 1,005.45        | 0.00               | 254.44          | 21,720.23         |                   |
| <b>19 Circuit</b> | <b>7,693.35</b>  | <b>5,380.03</b>  | <b>42.10</b>      | <b>3,818.56</b> | <b>291.60</b>   | <b>9,913.50</b>  | <b>718.34</b>   | <b>0.00</b>        | <b>435.17</b>   | <b>28,292.65</b>  |                   |
| BARBOUR           | 3,398.67         | 2,510.56         | 32.53             | 2,567.81        | 135.75          | 5,353.88         | 0.00            | 0.00               | 41.59           | 14,040.79         |                   |
| TAYLOR            | 4,294.68         | 2,869.47         | 9.57              | 1,250.75        | 155.85          | 4,559.62         | 718.34          | 0.00               | 393.58          | 14,251.86         |                   |
| <b>20 Circuit</b> | <b>8,884.02</b>  | <b>6,944.15</b>  | <b>6.82</b>       | <b>1,262.46</b> | <b>694.24</b>   | <b>10,072.90</b> | <b>225.34</b>   | <b>1,028.72</b>    | <b>198.08</b>   | <b>29,316.73</b>  |                   |
| RANDOLPH          | 8,884.02         | 6,944.15         | 6.82              | 1,262.46        | 694.24          | 10,072.90        | 225.34          | 1,028.72           | 198.08          | 29,316.73         |                   |
| <b>21 Circuit</b> | <b>23,751.79</b> | <b>3,635.17</b>  | <b>1.88</b>       | <b>1,289.05</b> | <b>644.51</b>   | <b>13,844.80</b> | <b>1,247.86</b> | <b>0.00</b>        | <b>6,164.85</b> | <b>50,579.91</b>  |                   |
| GRANT             | 6,504.95         | 570.71           | 0.00              | 388.11          | 379.94          | 4,728.19         | 1.44            | 0.00               | 10.52           | 12,583.86         |                   |
| MINERAL           | 16,876.96        | 2,765.04         | 1.88              | 229.47          | 206.80          | 7,974.14         | 1,246.42        | 0.00               | 5,454.33        | 34,755.04         |                   |
| TUCKER            | 369.88           | 299.42           | 0.00              | 671.47          | 57.77           | 1,142.47         | 0.00            | 0.00               | 700.00          | 3,241.01          |                   |

**WEST VIRGINIA PUBLIC DEFENDER SERVICES  
 DETAIL APPOINTED COUNSEL EXPENSES BY CIRCUIT & CASE TYPE**

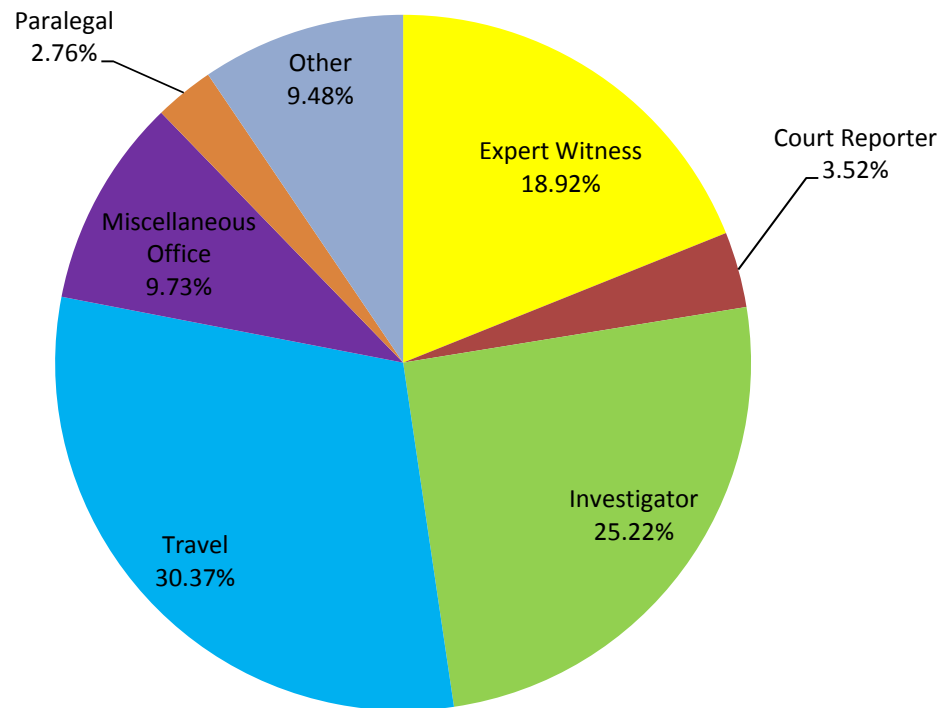
| Circuit<br>County | Felony            | Misd.             | Mental<br>Hygiene | Parole           |                  |                   | Term.<br>Abuse   | Habeas<br>Sup. Ct. | Other            | Muni.<br>Court      | Total<br>Expenses |
|-------------------|-------------------|-------------------|-------------------|------------------|------------------|-------------------|------------------|--------------------|------------------|---------------------|-------------------|
|                   |                   |                   |                   | Felony           | Juv.             | Prob.<br>Rev.     |                  |                    |                  |                     |                   |
| <b>22 Circuit</b> | <b>28,783.55</b>  | <b>6,746.17</b>   | <b>49.30</b>      | <b>5,515.42</b>  | <b>492.69</b>    | <b>8,894.34</b>   | <b>3,267.93</b>  | <b>0.00</b>        | <b>2,978.96</b>  | <b>56,728.36</b>    |                   |
| HAMPSHIRE         | 7,651.06          | 2,983.54          | 23.80             | 2,948.07         | 191.94           | 1,279.22          | 1,013.68         | 0.00               | 124.67           | 16,215.98           |                   |
| HARDY             | 19,826.93         | 3,501.85          | 0.00              | 1,667.45         | 263.02           | 6,613.26          | 0.00             | 0.00               | 2,783.01         | 34,655.52           |                   |
| PENDLETON         | 1,305.56          | 260.78            | 25.50             | 899.90           | 37.73            | 1,001.86          | 2,254.25         | 0.00               | 71.28            | 5,856.86            |                   |
| <b>23 Circuit</b> | <b>77,745.64</b>  | <b>10,819.12</b>  | <b>0.00</b>       | <b>959.01</b>    | <b>1,089.14</b>  | <b>99,299.60</b>  | <b>3,906.31</b>  | <b>53.36</b>       | <b>362.88</b>    | <b>194,235.06</b>   |                   |
| BERKELEY          | 48,787.27         | 1,770.30          | 0.00              | 574.42           | 148.53           | 75,588.45         | 1,934.80         | 53.36              | 76.88            | 128,934.01          |                   |
| JEFFERSON         | 23,697.35         | 4,709.63          | 0.00              | 304.19           | 299.55           | 16,925.32         | 1,516.23         | 0.00               | 286.00           | 47,738.27           |                   |
| MORGAN            | 5,261.02          | 4,339.19          | 0.00              | 80.40            | 641.06           | 6,785.83          | 455.28           | 0.00               | 0.00             | 17,562.78           |                   |
| <b>24 Circuit</b> | <b>48,921.81</b>  | <b>1,058.59</b>   | <b>3.60</b>       | <b>1,871.33</b>  | <b>410.57</b>    | <b>10,631.48</b>  | <b>1,487.86</b>  | <b>0.00</b>        | <b>138.12</b>    | <b>64,523.36</b>    |                   |
| WAYNE             | 48,921.81         | 1,058.59          | 3.60              | 1,871.33         | 410.57           | 10,631.48         | 1,487.86         | 0.00               | 138.12           | 64,523.36           |                   |
| <b>25 Circuit</b> | <b>15,252.92</b>  | <b>2,466.17</b>   | <b>170.47</b>     | <b>2,036.56</b>  | <b>501.61</b>    | <b>6,275.18</b>   | <b>2,058.37</b>  | <b>0.00</b>        | <b>47.06</b>     | <b>28,808.34</b>    |                   |
| BOONE             | 10,787.40         | 212.57            | 0.00              | 576.23           | 55.58            | 3,776.49          | 384.37           | 0.00               | 47.06            | 15,839.70           |                   |
| LINCOLN           | 4,465.52          | 2,253.60          | 170.47            | 1,460.33         | 446.03           | 2,498.69          | 1,674.00         | 0.00               | 0.00             | 12,968.64           |                   |
| <b>26 Circuit</b> | <b>6,107.15</b>   | <b>2,825.75</b>   | <b>3,175.72</b>   | <b>2,247.66</b>  | <b>1,288.62</b>  | <b>9,583.28</b>   | <b>1,461.59</b>  | <b>7.04</b>        | <b>241.23</b>    | <b>26,938.04</b>    |                   |
| LEWIS             | 3,744.42          | 1,987.30          | 3,071.40          | 729.79           | 656.50           | 2,445.96          | 913.87           | 0.00               | 142.31           | 13,691.55           |                   |
| UPSHUR            | 2,362.73          | 838.45            | 104.32            | 1,517.87         | 632.12           | 7,137.32          | 547.72           | 7.04               | 98.92            | 13,246.49           |                   |
| <b>27 Circuit</b> | <b>74,171.26</b>  | <b>20,804.88</b>  | <b>90.70</b>      | <b>3,077.79</b>  | <b>1,556.35</b>  | <b>17,557.98</b>  | <b>0.00</b>      | <b>0.00</b>        | <b>68.20</b>     | <b>117,327.16</b>   |                   |
| WYOMING           | 74,171.26         | 20,804.88         | 90.70             | 3,077.79         | 1,556.35         | 17,557.98         | 0.00             | 0.00               | 68.20            | 117,327.16          |                   |
| <b>28 Circuit</b> | <b>12,100.67</b>  | <b>771.08</b>     | <b>0.00</b>       | <b>26.00</b>     | <b>167.78</b>    | <b>6,369.28</b>   | <b>1,055.99</b>  | <b>0.00</b>        | <b>3.12</b>      | <b>20,493.92</b>    |                   |
| NICHOLAS          | 12,100.67         | 771.08            | 0.00              | 26.00            | 167.78           | 6,369.28          | 1,055.99         | 0.00               | 3.12             | 20,493.92           |                   |
| <b>29 Circuit</b> | <b>22,171.80</b>  | <b>8,841.34</b>   | <b>666.09</b>     | <b>4,566.48</b>  | <b>952.50</b>    | <b>7,026.57</b>   | <b>467.50</b>    | <b>8.93</b>        | <b>1,850.26</b>  | <b>46,551.47</b>    |                   |
| PUTNAM            | 22,171.80         | 8,841.34          | 666.09            | 4,566.48         | 952.50           | 7,026.57          | 467.50           | 8.93               | 1,850.26         | 46,551.47           |                   |
| <b>30 Circuit</b> | <b>9,272.74</b>   | <b>160.61</b>     | <b>0.00</b>       | <b>24.45</b>     | <b>0.00</b>      | <b>3,628.20</b>   | <b>320.28</b>    | <b>0.00</b>        | <b>14.82</b>     | <b>13,421.10</b>    |                   |
| MINGO             | 9,272.74          | 160.61            | 0.00              | 24.45            | 0.00             | 3,628.20          | 320.28           | 0.00               | 14.82            | 13,421.10           |                   |
| <b>31 Circuit</b> | <b>11,831.52</b>  | <b>2,970.66</b>   | <b>100.34</b>     | <b>1,627.08</b>  | <b>419.30</b>    | <b>16,641.87</b>  | <b>665.84</b>    | <b>0.00</b>        | <b>76.95</b>     | <b>34,333.56</b>    |                   |
| MONROE            | 5,892.22          | 1,992.79          | 28.26             | 307.46           | 381.26           | 1,557.13          | 665.84           | 0.00               | 0.00             | 10,824.96           |                   |
| SUMMERS           | 5,939.30          | 977.87            | 72.08             | 1,319.62         | 38.04            | 15,084.74         | 0.00             | 0.00               | 76.95            | 23,508.60           |                   |
| <b>WV TOTAL</b>   | <b>965,807.44</b> | <b>195,256.34</b> | <b>12,461.04</b>  | <b>77,773.61</b> | <b>34,969.71</b> | <b>615,144.30</b> | <b>76,407.48</b> | <b>4,915.30</b>    | <b>34,284.61</b> | <b>2,017,019.83</b> |                   |

# AC EXPENSES PAID BY CATEGORY

### WEST VIRGINIA PUBLIC DEFENDER SERVICES APPOINTED COUNSEL EXPENSES BY CATEGORY FOR FY 2012

|                       |                       |
|-----------------------|-----------------------|
| Expert Witness        | \$381,624.18          |
| Court Reporter        | \$71,007.33           |
| Investigator          | \$508,792.31          |
| Travel                | \$612,551.97          |
| Miscellaneous Office  | \$196,263.29          |
| Paralegal             | \$55,659.44           |
| Other                 | \$191,121.31          |
| <b>Total Expenses</b> | <b>\$2,017,019.83</b> |

### APPOINTED COUNSEL EXPENSES BY CATEGORY CHART



**WEST VIRGINIA PUBLIC DEFENDER SERVICES  
 FY 2012 APPOINTED COUNSEL TOTAL EXPENSES BY CIRCUIT & CATEGORY**

| Circuit         | Expert            | Court            |                   | Travel            | Misc.             | Paralegal        | Other             | Expense Total       |
|-----------------|-------------------|------------------|-------------------|-------------------|-------------------|------------------|-------------------|---------------------|
|                 | Witness           | Reporter         | Investigator      |                   | Office            |                  |                   |                     |
| 01              | 14,250.00         | 3,620.45         | 13,979.53         | 35,390.07         | 12,136.66         | 1,383.00         | 4,773.80          | 85,533.51           |
| 02              | 13,442.00         | 308.00           | 6,975.74          | 17,810.11         | 1,846.91          | 0.00             | 594.98            | 40,977.74           |
| 03              | 5,407.66          | 2,790.85         | 37,941.79         | 25,551.65         | 3,380.37          | 1,879.10         | 711.01            | 77,662.43           |
| 04              | 13,450.00         | 7,524.20         | 147,104.75        | 40,828.43         | 19,210.86         | 8,855.70         | 3,566.14          | 240,540.08          |
| 05              | 8,060.00          | 6,191.00         | 11,985.93         | 50,123.01         | 5,541.81          | 0.00             | 1,152.00          | 83,053.75           |
| 06              | 11,711.00         | 5,275.40         | 19,237.30         | 8,026.34          | 4,493.14          | 9,232.19         | 46,174.19         | 104,149.56          |
| 07              | 400.00            | 7,030.95         | 4,020.70          | 8,618.45          | 2,806.19          | 1,527.23         | 471.02            | 24,874.54           |
| 08              | 0.00              | 2,762.74         | 13,942.15         | 8,067.30          | 2,952.38          | 98.11            | 359.50            | 28,182.18           |
| 09              | 25,109.70         | 3,215.81         | 36,109.73         | 52,877.29         | 17,800.05         | 6,006.00         | 25,308.93         | 166,427.51          |
| 10              | 13,331.33         | 3,948.15         | 14,644.12         | 26,062.35         | 4,682.14          | 185.08           | 28,511.98         | 91,365.15           |
| 11              | 1,200.00          | 192.10           | 1,662.22          | 7,808.80          | 269.17            | 0.00             | 0.00              | 11,132.29           |
| 12              | 0.00              | 277.20           | 277.42            | 5,267.70          | 1,003.25          | 10.00            | 123.00            | 6,958.57            |
| 13              | 18,134.50         | 1,078.14         | 14,971.68         | 28,988.14         | 12,792.85         | 212.00           | 6,615.69          | 82,793.00           |
| 14              | 9,125.00          | 10.00            | 2,236.95          | 83,578.90         | 10,406.30         | 49.62            | 5.00              | 105,411.77          |
| 15              | 8,415.00          | 0.00             | 8,153.83          | 10,606.53         | 7,590.65          | 62.00            | 300.10            | 35,128.11           |
| 16              | 11,985.00         | 1,098.90         | 9,942.52          | 5,915.22          | 7,077.84          | 16.00            | 529.99            | 36,565.47           |
| 17              | 13,050.00         | 3,080.00         | 20,674.97         | 8,658.29          | 6,820.60          | 2,077.15         | 8,633.27          | 62,994.28           |
| 18              | 4,060.00          | 472.65           | 1,183.23          | 8,521.39          | 3,365.96          | 817.00           | 3,300.00          | 21,720.23           |
| 19              | 150.00            | 302.10           | 0.00              | 15,046.11         | 12,794.44         | 0.00             | 0.00              | 28,292.65           |
| 20              | 7,054.34          | 2,005.25         | 2,584.52          | 6,707.78          | 6,324.37          | 764.00           | 3,876.47          | 29,316.73           |
| 21              | 14,970.55         | 115.50           | 6,679.33          | 13,532.10         | 6,611.76          | 75.55            | 8,595.12          | 50,579.91           |
| 22              | 27,222.50         | 74.00            | 8,727.88          | 11,850.11         | 6,970.87          | 648.76           | 1,234.24          | 56,728.36           |
| 23              | 99,060.30         | 16,171.90        | 15,693.41         | 21,996.42         | 15,188.24         | 8,172.85         | 17,951.94         | 194,235.06          |
| 24              | 29,789.22         | 288.46           | 6,967.10          | 12,511.66         | 1,771.31          | 12,632.00        | 563.61            | 64,523.36           |
| 25              | 4,140.88          | 34.65            | 7,716.42          | 12,160.98         | 3,123.54          | 10.00            | 1,621.87          | 28,808.34           |
| 26              | 3,802.00          | 213.00           | 1,080.95          | 15,761.95         | 4,307.03          | 4.00             | 1,769.11          | 26,938.04           |
| 27              | 5,380.70          | 142.40           | 77,296.30         | 16,450.40         | 3,596.13          | 371.50           | 14,089.73         | 117,327.16          |
| 28              | 0.00              | 57.75            | 4,366.46          | 13,850.10         | 1,699.19          | 0.00             | 520.42            | 20,493.92           |
| 29              | 4,537.50          | 865.95           | 2,562.21          | 23,736.10         | 5,028.84          | 316.00           | 9,504.87          | 46,551.47           |
| 30              | 1,600.00          | 600.98           | 6,535.44          | 1,665.06          | 2,924.62          | 0.00             | 95.00             | 13,421.10           |
| 31              | 12,785.00         | 1,258.85         | 3,537.73          | 14,583.23         | 1,745.82          | 254.60           | 168.33            | 34,333.56           |
| <b>WV TOTAL</b> | <b>381,624.18</b> | <b>71,007.33</b> | <b>508,792.31</b> | <b>612,551.97</b> | <b>196,263.29</b> | <b>55,659.44</b> | <b>191,121.31</b> | <b>2,017,019.83</b> |

**WEST VIRGINIA PUBLIC DEFENDER SERVICES  
 DETAIL APPOINTED COUNSEL TOTAL EXPENSES BY CIRCUIT & CATEGORY**

| Circuit<br>County | Expert           | Court           |                   | Travel           | Misc.            |                 |                  | Expense           |
|-------------------|------------------|-----------------|-------------------|------------------|------------------|-----------------|------------------|-------------------|
|                   | Witness          | Reporter        | Investigator      |                  | Office           | Paralegal       | Other            | Total             |
| <b>01 Circuit</b> | <b>14,250.00</b> | <b>3,620.45</b> | <b>13,979.53</b>  | <b>35,390.07</b> | <b>12,136.66</b> | <b>1,383.00</b> | <b>4,773.80</b>  | <b>85,533.51</b>  |
| BROOKE            | 2,850.00         | 0.00            | 0.00              | 10,174.86        | 1,120.58         | 102.00          | 732.60           | 14,980.04         |
| HANCOCK           | 9,900.00         | 1,916.45        | 387.78            | 15,967.55        | 4,118.68         | 211.00          | 3,560.40         | 36,061.86         |
| OHIO              | 1,500.00         | 1,704.00        | 13,591.75         | 9,247.66         | 6,897.40         | 1,070.00        | 480.80           | 34,491.61         |
| <b>02 Circuit</b> | <b>13,442.00</b> | <b>308.00</b>   | <b>6,975.74</b>   | <b>17,810.11</b> | <b>1,846.91</b>  | <b>0.00</b>     | <b>594.98</b>    | <b>40,977.74</b>  |
| MARSHALL          | 9,942.00         | 0.00            | 6,975.74          | 8,647.73         | 1,043.26         | 0.00            | 452.30           | 27,061.03         |
| TYLER             | 0.00             | 0.00            | 0.00              | 3,997.18         | 479.91           | 0.00            | 142.68           | 4,619.77          |
| WETZEL            | 3,500.00         | 308.00          | 0.00              | 5,165.20         | 323.74           | 0.00            | 0.00             | 9,296.94          |
| <b>03 Circuit</b> | <b>5,407.66</b>  | <b>2,790.85</b> | <b>37,941.79</b>  | <b>25,551.65</b> | <b>3,380.37</b>  | <b>1,879.10</b> | <b>711.01</b>    | <b>77,662.43</b>  |
| DODDRIDGE         | 0.00             | 1,274.35        | 8,690.29          | 11,516.96        | 1,002.38         | 774.80          | 513.01           | 23,771.79         |
| PLEASANTS         | 4,807.66         | 1,001.90        | 20,882.39         | 5,967.38         | 962.99           | 310.50          | 2.00             | 33,934.82         |
| RITCHIE           | 600.00           | 514.60          | 8,369.11          | 8,067.31         | 1,415.00         | 793.80          | 196.00           | 19,955.82         |
| <b>04 Circuit</b> | <b>13,450.00</b> | <b>7,524.20</b> | <b>147,104.75</b> | <b>40,828.43</b> | <b>19,210.86</b> | <b>8,855.70</b> | <b>3,566.14</b>  | <b>240,540.08</b> |
| WIRT              | 0.00             | 0.00            | 6,395.50          | 4,819.05         | 534.11           | 386.40          | 112.00           | 12,247.06         |
| WOOD              | 13,450.00        | 7,524.20        | 140,709.25        | 36,009.38        | 18,676.75        | 8,469.30        | 3,454.14         | 228,293.02        |
| <b>05 Circuit</b> | <b>8,060.00</b>  | <b>6,191.00</b> | <b>11,985.93</b>  | <b>50,123.01</b> | <b>5,541.81</b>  | <b>0.00</b>     | <b>1,152.00</b>  | <b>83,053.75</b>  |
| CALHOUN           | 0.00             | 851.25          | 2,405.81          | 8,928.23         | 532.72           | 0.00            | 0.00             | 12,718.01         |
| JACKSON           | 3,712.50         | 3,982.80        | 4,287.12          | 14,251.77        | 2,412.15         | 0.00            | 2.00             | 28,648.34         |
| MASON             | 4,347.50         | 544.60          | 5,293.00          | 5,788.97         | 1,696.36         | 0.00            | 1,150.00         | 18,820.43         |
| ROANE             | 0.00             | 812.35          | 0.00              | 21,154.04        | 900.58           | 0.00            | 0.00             | 22,866.97         |
| <b>06 Circuit</b> | <b>11,711.00</b> | <b>5,275.40</b> | <b>19,237.30</b>  | <b>8,026.34</b>  | <b>4,493.14</b>  | <b>9,232.19</b> | <b>46,174.19</b> | <b>104,149.56</b> |
| CABELL            | 11,711.00        | 5,275.40        | 19,237.30         | 8,026.34         | 4,493.14         | 9,232.19        | 46,174.19        | 104,149.56        |
| <b>07 Circuit</b> | <b>400.00</b>    | <b>7,030.95</b> | <b>4,020.70</b>   | <b>8,618.45</b>  | <b>2,806.19</b>  | <b>1,527.23</b> | <b>471.02</b>    | <b>24,874.54</b>  |
| LOGAN             | 400.00           | 7,030.95        | 4,020.70          | 8,618.45         | 2,806.19         | 1,527.23        | 471.02           | 24,874.54         |
| <b>08 Circuit</b> | <b>0.00</b>      | <b>2,762.74</b> | <b>13,942.15</b>  | <b>8,067.30</b>  | <b>2,952.38</b>  | <b>98.11</b>    | <b>359.50</b>    | <b>28,182.18</b>  |
| MCDOWELL          | 0.00             | 2,762.74        | 13,942.15         | 8,067.30         | 2,952.38         | 98.11           | 359.50           | 28,182.18         |
| <b>09 Circuit</b> | <b>25,109.70</b> | <b>3,215.81</b> | <b>36,109.73</b>  | <b>52,877.29</b> | <b>17,800.05</b> | <b>6,006.00</b> | <b>25,308.93</b> | <b>166,427.51</b> |
| MERCER            | 25,109.70        | 3,215.81        | 36,109.73         | 52,877.29        | 17,800.05        | 6,006.00        | 25,308.93        | 166,427.51        |
| <b>10 Circuit</b> | <b>13,331.33</b> | <b>3,948.15</b> | <b>14,644.12</b>  | <b>26,062.35</b> | <b>4,682.14</b>  | <b>185.08</b>   | <b>28,511.98</b> | <b>91,365.15</b>  |
| RALEIGH           | 13,331.33        | 3,948.15        | 14,644.12         | 26,062.35        | 4,682.14         | 185.08          | 28,511.98        | 91,365.15         |
| <b>11 Circuit</b> | <b>1,200.00</b>  | <b>192.10</b>   | <b>1,662.22</b>   | <b>7,808.80</b>  | <b>269.17</b>    | <b>0.00</b>     | <b>0.00</b>      | <b>11,132.29</b>  |
| GREENBRIER        | 1,200.00         | 0.00            | 1,110.00          | 1,362.21         | 180.27           | 0.00            | 0.00             | 3,852.48          |
| POCAHONTAS        | 0.00             | 192.10          | 552.22            | 6,446.59         | 88.90            | 0.00            | 0.00             | 7,279.81          |
| <b>12 Circuit</b> | <b>0.00</b>      | <b>277.20</b>   | <b>277.42</b>     | <b>5,267.70</b>  | <b>1,003.25</b>  | <b>10.00</b>    | <b>123.00</b>    | <b>6,958.57</b>   |
| FAYETTE           | 0.00             | 277.20          | 277.42            | 5,267.70         | 1,003.25         | 10.00           | 123.00           | 6,958.57          |
| <b>13 Circuit</b> | <b>18,134.50</b> | <b>1,078.14</b> | <b>14,971.68</b>  | <b>28,988.14</b> | <b>12,792.85</b> | <b>212.00</b>   | <b>6,615.69</b>  | <b>82,793.00</b>  |
| KANAWHA           | 18,134.50        | 1,078.14        | 14,971.68         | 28,988.14        | 12,792.85        | 212.00          | 6,615.69         | 82,793.00         |
| <b>14 Circuit</b> | <b>9,125.00</b>  | <b>10.00</b>    | <b>2,236.95</b>   | <b>83,578.90</b> | <b>10,406.30</b> | <b>49.62</b>    | <b>5.00</b>      | <b>105,411.77</b> |
| BRAXTON           | 0.00             | 0.00            | 0.00              | 17,367.46        | 1,464.14         | 0.00            | 0.00             | 18,831.60         |
| CLAY              | 2,525.00         | 0.00            | 1,763.00          | 24,908.32        | 1,892.73         | 0.00            | 0.00             | 31,089.05         |
| GILMER            | 4,400.00         | 0.00            | 473.95            | 9,628.52         | 708.92           | 0.00            | 5.00             | 15,216.39         |
| WEBSTER           | 2,200.00         | 10.00           | 0.00              | 31,674.60        | 6,340.51         | 49.62           | 0.00             | 40,274.73         |
| <b>15 Circuit</b> | <b>8,415.00</b>  | <b>0.00</b>     | <b>8,153.83</b>   | <b>10,606.53</b> | <b>7,590.65</b>  | <b>62.00</b>    | <b>300.10</b>    | <b>35,128.11</b>  |
| HARRISON          | 8,415.00         | 0.00            | 8,153.83          | 10,606.53        | 7,590.65         | 62.00           | 300.10           | 35,128.11         |

**WEST VIRGINIA PUBLIC DEFENDER SERVICES  
 DETAIL APPOINTED COUNSEL TOTAL EXPENSES BY CIRCUIT & CATEGORY**

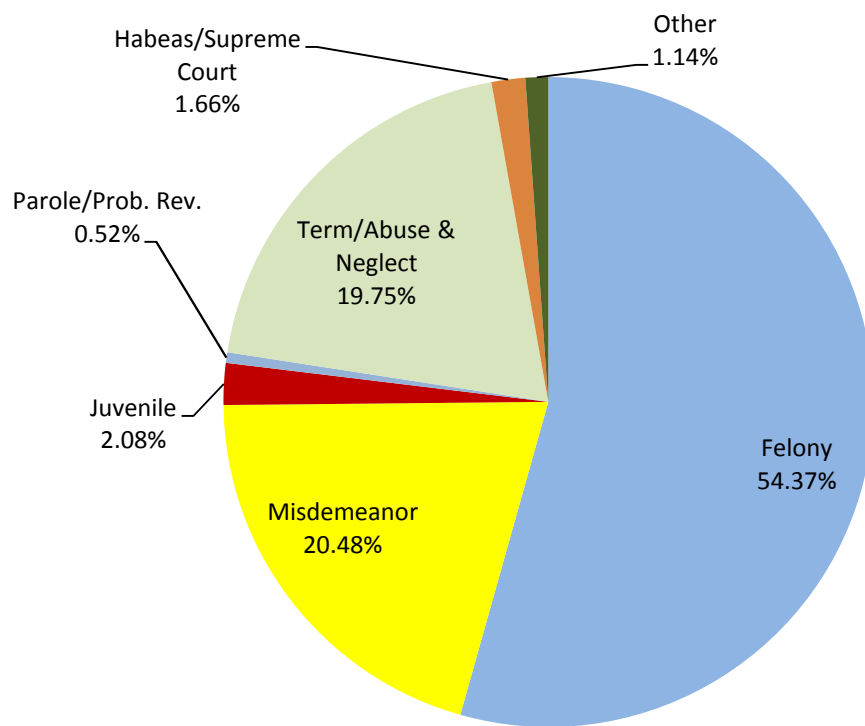
| Circuit<br>County | Expert            | Court            |                   | Travel            | Misc.             |                  |                   | Expense             |
|-------------------|-------------------|------------------|-------------------|-------------------|-------------------|------------------|-------------------|---------------------|
|                   | Witness           | Reporter         | Investigator      |                   | Office            | Paralegal        | Other             | Total               |
| <b>16 Circuit</b> | <b>11,985.00</b>  | <b>1,098.90</b>  | <b>9,942.52</b>   | <b>5,915.22</b>   | <b>7,077.84</b>   | <b>16.00</b>     | <b>529.99</b>     | <b>36,565.47</b>    |
| MARION            | 11,985.00         | 1,098.90         | 9,942.52          | 5,915.22          | 7,077.84          | 16.00            | 529.99            | 36,565.47           |
| <b>17 Circuit</b> | <b>13,050.00</b>  | <b>3,080.00</b>  | <b>20,674.97</b>  | <b>8,658.29</b>   | <b>6,820.60</b>   | <b>2,077.15</b>  | <b>8,633.27</b>   | <b>62,994.28</b>    |
| MONONGALIA        | 13,050.00         | 3,080.00         | 20,674.97         | 8,658.29          | 6,820.60          | 2,077.15         | 8,633.27          | 62,994.28           |
| <b>18 Circuit</b> | <b>4,060.00</b>   | <b>472.65</b>    | <b>1,183.23</b>   | <b>8,521.39</b>   | <b>3,365.96</b>   | <b>817.00</b>    | <b>3,300.00</b>   | <b>21,720.23</b>    |
| PRESTON           | 4,060.00          | 472.65           | 1,183.23          | 8,521.39          | 3,365.96          | 817.00           | 3,300.00          | 21,720.23           |
| <b>19 Circuit</b> | <b>150.00</b>     | <b>302.10</b>    | <b>0.00</b>       | <b>15,046.11</b>  | <b>12,794.44</b>  | <b>0.00</b>      | <b>0.00</b>       | <b>28,292.65</b>    |
| BARBOUR           | 150.00            | 302.10           | 0.00              | 7,104.01          | 6,484.68          | 0.00             | 0.00              | 14,040.79           |
| TAYLOR            | 0.00              | 0.00             | 0.00              | 7,942.10          | 6,309.76          | 0.00             | 0.00              | 14,251.86           |
| <b>20 Circuit</b> | <b>7,054.34</b>   | <b>2,005.25</b>  | <b>2,584.52</b>   | <b>6,707.78</b>   | <b>6,324.37</b>   | <b>764.00</b>    | <b>3,876.47</b>   | <b>29,316.73</b>    |
| RANDOLPH          | 7,054.34          | 2,005.25         | 2,584.52          | 6,707.78          | 6,324.37          | 764.00           | 3,876.47          | 29,316.73           |
| <b>21 Circuit</b> | <b>14,970.55</b>  | <b>115.50</b>    | <b>6,679.33</b>   | <b>13,532.10</b>  | <b>6,611.76</b>   | <b>75.55</b>     | <b>8,595.12</b>   | <b>50,579.91</b>    |
| GRANT             | 1,200.00          | 0.00             | 2,999.20          | 6,954.33          | 1,422.71          | 0.00             | 7.62              | 12,583.86           |
| MINERAL           | 13,070.55         | 115.50           | 3,680.13          | 4,569.05          | 4,664.76          | 67.55            | 8,587.50          | 34,755.04           |
| TUCKER            | 700.00            | 0.00             | 0.00              | 2,008.72          | 524.29            | 8.00             | 0.00              | 3,241.01            |
| <b>22 Circuit</b> | <b>27,222.50</b>  | <b>74.00</b>     | <b>8,727.88</b>   | <b>11,850.11</b>  | <b>6,970.87</b>   | <b>648.76</b>    | <b>1,234.24</b>   | <b>56,728.36</b>    |
| HAMPSHIRE         | 4,201.25          | 74.00            | 3,305.51          | 4,277.33          | 3,208.96          | 378.00           | 770.93            | 16,215.98           |
| HARDY             | 21,021.25         | 0.00             | 5,422.37          | 4,247.23          | 3,237.74          | 270.76           | 456.17            | 34,655.52           |
| PENDLETON         | 2,000.00          | 0.00             | 0.00              | 3,325.55          | 524.17            | 0.00             | 7.14              | 5,856.86            |
| <b>23 Circuit</b> | <b>99,060.30</b>  | <b>16,171.90</b> | <b>15,693.41</b>  | <b>21,996.42</b>  | <b>15,188.24</b>  | <b>8,172.85</b>  | <b>17,951.94</b>  | <b>194,235.06</b>   |
| BERKELEY          | 61,749.60         | 13,226.35        | 10,276.97         | 10,403.40         | 11,732.82         | 5,238.10         | 16,306.77         | 128,934.01          |
| JEFFERSON         | 27,333.22         | 2,171.70         | 5,216.44          | 6,961.10          | 2,614.45          | 2,103.00         | 1,338.36          | 47,738.27           |
| MORGAN            | 9,977.48          | 773.85           | 200.00            | 4,631.92          | 840.97            | 831.75           | 306.81            | 17,562.78           |
| <b>24 Circuit</b> | <b>29,789.22</b>  | <b>288.46</b>    | <b>6,967.10</b>   | <b>12,511.66</b>  | <b>1,771.31</b>   | <b>12,632.00</b> | <b>563.61</b>     | <b>64,523.36</b>    |
| WAYNE             | 29,789.22         | 288.46           | 6,967.10          | 12,511.66         | 1,771.31          | 12,632.00        | 563.61            | 64,523.36           |
| <b>25 Circuit</b> | <b>4,140.88</b>   | <b>34.65</b>     | <b>7,716.42</b>   | <b>12,160.98</b>  | <b>3,123.54</b>   | <b>10.00</b>     | <b>1,621.87</b>   | <b>28,808.34</b>    |
| BOONE             | 4,140.88          | 0.00             | 4,639.22          | 4,094.76          | 1,945.59          | 0.00             | 1,019.25          | 15,839.70           |
| LINCOLN           | 0.00              | 34.65            | 3,077.20          | 8,066.22          | 1,177.95          | 10.00            | 602.62            | 12,968.64           |
| <b>26 Circuit</b> | <b>3,802.00</b>   | <b>213.00</b>    | <b>1,080.95</b>   | <b>15,761.95</b>  | <b>4,307.03</b>   | <b>4.00</b>      | <b>1,769.11</b>   | <b>26,938.04</b>    |
| LEWIS             | 325.00            | 183.00           | 1,080.95          | 9,759.21          | 1,897.49          | 0.00             | 445.90            | 13,691.55           |
| UPSHUR            | 3,477.00          | 30.00            | 0.00              | 6,002.74          | 2,409.54          | 4.00             | 1,323.21          | 13,246.49           |
| <b>27 Circuit</b> | <b>5,380.70</b>   | <b>142.40</b>    | <b>77,296.30</b>  | <b>16,450.40</b>  | <b>3,596.13</b>   | <b>371.50</b>    | <b>14,089.73</b>  | <b>117,327.16</b>   |
| WYOMING           | 5,380.70          | 142.40           | 77,296.30         | 16,450.40         | 3,596.13          | 371.50           | 14,089.73         | 117,327.16          |
| <b>28 Circuit</b> | <b>0.00</b>       | <b>57.75</b>     | <b>4,366.46</b>   | <b>13,850.10</b>  | <b>1,699.19</b>   | <b>0.00</b>      | <b>520.42</b>     | <b>20,493.92</b>    |
| NICHOLAS          | 0.00              | 57.75            | 4,366.46          | 13,850.10         | 1,699.19          | 0.00             | 520.42            | 20,493.92           |
| <b>29 Circuit</b> | <b>4,537.50</b>   | <b>865.95</b>    | <b>2,562.21</b>   | <b>23,736.10</b>  | <b>5,028.84</b>   | <b>316.00</b>    | <b>9,504.87</b>   | <b>46,551.47</b>    |
| PUTNAM            | 4,537.50          | 865.95           | 2,562.21          | 23,736.10         | 5,028.84          | 316.00           | 9,504.87          | 46,551.47           |
| <b>30 Circuit</b> | <b>1,600.00</b>   | <b>600.98</b>    | <b>6,535.44</b>   | <b>1,665.06</b>   | <b>2,924.62</b>   | <b>0.00</b>      | <b>95.00</b>      | <b>13,421.10</b>    |
| MINGO             | 1,600.00          | 600.98           | 6,535.44          | 1,665.06          | 2,924.62          | 0.00             | 95.00             | 13,421.10           |
| <b>31 Circuit</b> | <b>12,785.00</b>  | <b>1,258.85</b>  | <b>3,537.73</b>   | <b>14,583.23</b>  | <b>1,745.82</b>   | <b>254.60</b>    | <b>168.33</b>     | <b>34,333.56</b>    |
| MONROE            | 2,100.00          | 189.00           | 207.77            | 7,677.95          | 630.29            | 19.95            | 0.00              | 10,824.96           |
| SUMMERS           | 10,685.00         | 1,069.85         | 3,329.96          | 6,905.28          | 1,115.53          | 234.65           | 168.33            | 23,508.60           |
| <b>WV TOTAL</b>   | <b>381,624.18</b> | <b>71,007.33</b> | <b>508,792.31</b> | <b>612,551.97</b> | <b>196,263.29</b> | <b>55,659.44</b> | <b>191,121.31</b> | <b>2,017,019.83</b> |

# AC DIRECT EXPENSE CLAIMS BY CASE TYPE

**WEST VIRGINIA PUBLIC DEFENDER SERVICES  
 APPOINTED COUNSEL DIRECT EXPENSE CLAIMS PAID IN FY 2012**

|  |            |
|--|------------|
| Felony   | 523        |
| Misdemeanor  | 197        |
| Juvenile   | 20         |
| Parole/Prob. Rev.  | 5          |
| Term/Abuse & Neglect   | 190        |
| Habeas/Supreme Court   | 16         |
| Other<br>(Mag. Ct. Appeal, Mandamus/Prohibition, Extradition, Contempt, Fugitive, Other) | 11         |
| <b>Total Claims Paid</b>   | <b>962</b> |

**APPOINTED COUNSEL DIRECT EXPENSE CLAIMS PAID CHART**



**WEST VIRGINIA PUBLIC DEFENDER SERVICES  
 TOTAL DIRECT EXPENSE CLAIMS PAID FY 2012**

| Circuit         | Felony     | Misd.      | Mental<br>Hygiene | Juv.      | Parole        |                |           | Habeas<br>Sup. Ct. | Other      | Total<br>Claims |
|-----------------|------------|------------|-------------------|-----------|---------------|----------------|-----------|--------------------|------------|-----------------|
|                 |            |            |                   |           | Prob.<br>Rev. | Term.<br>Abuse |           |                    |            |                 |
| 01              | 7          | 0          | 0                 | 0         | 0             | 6              | 2         | 0                  | 15         |                 |
| 02              | 5          | 0          | 0                 | 0         | 0             | 2              | 0         | 0                  | 7          |                 |
| 03              | 26         | 4          | 0                 | 2         | 1             | 5              | 0         | 0                  | 38         |                 |
| 04              | 177        | 140        | 0                 | 6         | 1             | 60             | 1         | 5                  | 390        |                 |
| 05              | 10         | 0          | 0                 | 0         | 1             | 3              | 0         | 0                  | 14         |                 |
| 06              | 24         | 1          | 0                 | 0         | 1             | 2              | 1         | 0                  | 29         |                 |
| 07              | 5          | 0          | 0                 | 0         | 0             | 1              | 2         | 0                  | 8          |                 |
| 08              | 5          | 0          | 0                 | 0         | 0             | 1              | 0         | 0                  | 6          |                 |
| 09              | 30         | 1          | 0                 | 2         | 0             | 9              | 3         | 1                  | 46         |                 |
| 10              | 11         | 2          | 0                 | 1         | 0             | 12             | 0         | 0                  | 26         |                 |
| 11              | 1          | 1          | 0                 | 0         | 0             | 1              | 0         | 0                  | 3          |                 |
| 12              | 0          | 0          | 0                 | 0         | 0             | 0              | 0         | 0                  | 0          |                 |
| 13              | 22         | 0          | 0                 | 0         | 0             | 8              | 1         | 0                  | 31         |                 |
| 14              | 4          | 1          | 0                 | 0         | 0             | 4              | 0         | 0                  | 9          |                 |
| 15              | 5          | 0          | 0                 | 0         | 0             | 3              | 0         | 0                  | 8          |                 |
| 16              | 8          | 0          | 0                 | 3         | 0             | 0              | 0         | 0                  | 11         |                 |
| 17              | 16         | 0          | 0                 | 0         | 0             | 1              | 0         | 0                  | 17         |                 |
| 18              | 5          | 0          | 0                 | 0         | 0             | 2              | 1         | 0                  | 8          |                 |
| 19              | 0          | 0          | 0                 | 0         | 0             | 0              | 0         | 0                  | 0          |                 |
| 20              | 7          | 1          | 0                 | 0         | 0             | 5              | 0         | 0                  | 13         |                 |
| 21              | 7          | 1          | 0                 | 0         | 0             | 3              | 0         | 3                  | 14         |                 |
| 22              | 13         | 2          | 0                 | 4         | 0             | 3              | 1         | 1                  | 24         |                 |
| 23              | 44         | 5          | 0                 | 0         | 0             | 46             | 2         | 1                  | 98         |                 |
| 24              | 3          | 0          | 0                 | 0         | 0             | 0              | 0         | 0                  | 3          |                 |
| 25              | 7          | 0          | 0                 | 0         | 0             | 1              | 1         | 0                  | 9          |                 |
| 26              | 1          | 1          | 0                 | 0         | 0             | 2              | 1         | 0                  | 5          |                 |
| 27              | 57         | 36         | 0                 | 1         | 1             | 6              | 0         | 0                  | 101        |                 |
| 28              | 3          | 0          | 0                 | 0         | 0             | 0              | 0         | 0                  | 3          |                 |
| 29              | 3          | 1          | 0                 | 0         | 0             | 2              | 0         | 0                  | 6          |                 |
| 30              | 14         | 0          | 0                 | 0         | 0             | 0              | 0         | 0                  | 14         |                 |
| 31              | 3          | 0          | 0                 | 1         | 0             | 2              | 0         | 0                  | 6          |                 |
| <b>WV TOTAL</b> | <b>523</b> | <b>197</b> | <b>0</b>          | <b>20</b> | <b>5</b>      | <b>190</b>     | <b>16</b> | <b>11</b>          | <b>962</b> |                 |

**WEST VIRGINIA PUBLIC DEFENDER SERVICES  
 DETAIL TOTAL DIRECT EXPENSE CLAIMS PAID**

| Circuit<br>County |            |            | Mental<br>Hygiene | Parole   |               | Term.<br>Abuse | Habeas<br>Sup. Ct. | Other    | Total<br>Claims |
|-------------------|------------|------------|-------------------|----------|---------------|----------------|--------------------|----------|-----------------|
|                   | Felony     | Misd.      |                   | Juv.     | Prob.<br>Rev. |                |                    |          |                 |
| <b>01 Circuit</b> | <b>7</b>   | <b>0</b>   | <b>0</b>          | <b>0</b> | <b>0</b>      | <b>6</b>       | <b>2</b>           | <b>0</b> | <b>15</b>       |
| BROOKE            | 2          | 0          | 0                 | 0        | 0             | 1              | 0                  | 0        | 3               |
| HANCOCK           | 3          | 0          | 0                 | 0        | 0             | 5              | 2                  | 0        | 10              |
| OHIO              | 2          | 0          | 0                 | 0        | 0             | 0              | 0                  | 0        | 2               |
| <b>02 Circuit</b> | <b>5</b>   | <b>0</b>   | <b>0</b>          | <b>0</b> | <b>0</b>      | <b>2</b>       | <b>0</b>           | <b>0</b> | <b>7</b>        |
| MARSHALL          | 5          | 0          | 0                 | 0        | 0             | 0              | 0                  | 0        | 5               |
| WETZEL            | 0          | 0          | 0                 | 0        | 0             | 2              | 0                  | 0        | 2               |
| <b>03 Circuit</b> | <b>26</b>  | <b>4</b>   | <b>0</b>          | <b>2</b> | <b>1</b>      | <b>5</b>       | <b>0</b>           | <b>0</b> | <b>38</b>       |
| DODDRIDGE         | 7          | 1          | 0                 | 0        | 1             | 3              | 0                  | 0        | 12              |
| PLEASANTS         | 9          | 0          | 0                 | 2        | 0             | 0              | 0                  | 0        | 11              |
| RITCHIE           | 10         | 3          | 0                 | 0        | 0             | 2              | 0                  | 0        | 15              |
| <b>04 Circuit</b> | <b>177</b> | <b>140</b> | <b>0</b>          | <b>6</b> | <b>1</b>      | <b>60</b>      | <b>1</b>           | <b>5</b> | <b>390</b>      |
| WIRT              | 6          | 7          | 0                 | 0        | 0             | 0              | 0                  | 0        | 13              |
| WOOD              | 171        | 133        | 0                 | 6        | 1             | 60             | 1                  | 5        | 377             |
| <b>05 Circuit</b> | <b>10</b>  | <b>0</b>   | <b>0</b>          | <b>0</b> | <b>1</b>      | <b>3</b>       | <b>0</b>           | <b>0</b> | <b>14</b>       |
| CALHOUN           | 2          | 0          | 0                 | 0        | 0             | 1              | 0                  | 0        | 3               |
| JACKSON           | 4          | 0          | 0                 | 0        | 1             | 2              | 0                  | 0        | 7               |
| MASON             | 4          | 0          | 0                 | 0        | 0             | 0              | 0                  | 0        | 4               |
| <b>06 Circuit</b> | <b>24</b>  | <b>1</b>   | <b>0</b>          | <b>0</b> | <b>1</b>      | <b>2</b>       | <b>1</b>           | <b>0</b> | <b>29</b>       |
| CABELL            | 24         | 1          | 0                 | 0        | 1             | 2              | 1                  | 0        | 29              |
| <b>07 Circuit</b> | <b>5</b>   | <b>0</b>   | <b>0</b>          | <b>0</b> | <b>0</b>      | <b>1</b>       | <b>2</b>           | <b>0</b> | <b>8</b>        |
| LOGAN             | 5          | 0          | 0                 | 0        | 0             | 1              | 2                  | 0        | 8               |
| <b>08 Circuit</b> | <b>5</b>   | <b>0</b>   | <b>0</b>          | <b>0</b> | <b>0</b>      | <b>1</b>       | <b>0</b>           | <b>0</b> | <b>6</b>        |
| MCDOWELL          | 5          | 0          | 0                 | 0        | 0             | 1              | 0                  | 0        | 6               |
| <b>09 Circuit</b> | <b>30</b>  | <b>1</b>   | <b>0</b>          | <b>2</b> | <b>0</b>      | <b>9</b>       | <b>3</b>           | <b>1</b> | <b>46</b>       |
| MERCER            | 30         | 1          | 0                 | 2        | 0             | 9              | 3                  | 1        | 46              |
| <b>10 Circuit</b> | <b>11</b>  | <b>2</b>   | <b>0</b>          | <b>1</b> | <b>0</b>      | <b>12</b>      | <b>0</b>           | <b>0</b> | <b>26</b>       |
| RALEIGH           | 11         | 2          | 0                 | 1        | 0             | 12             | 0                  | 0        | 26              |
| <b>11 Circuit</b> | <b>1</b>   | <b>1</b>   | <b>0</b>          | <b>0</b> | <b>0</b>      | <b>1</b>       | <b>0</b>           | <b>0</b> | <b>3</b>        |
| GREENBRIER        | 1          | 0          | 0                 | 0        | 0             | 1              | 0                  | 0        | 2               |
| POCAHONTAS        | 0          | 1          | 0                 | 0        | 0             | 0              | 0                  | 0        | 1               |
| <b>12 Circuit</b> | <b>0</b>   | <b>0</b>   | <b>0</b>          | <b>0</b> | <b>0</b>      | <b>0</b>       | <b>0</b>           | <b>0</b> | <b>0</b>        |
| FAYETTE           | 0          | 0          | 0                 | 0        | 0             | 0              | 0                  | 0        | 0               |
| <b>13 Circuit</b> | <b>22</b>  | <b>0</b>   | <b>0</b>          | <b>0</b> | <b>0</b>      | <b>8</b>       | <b>1</b>           | <b>0</b> | <b>31</b>       |
| KANAWHA           | 22         | 0          | 0                 | 0        | 0             | 8              | 1                  | 0        | 31              |
| <b>14 Circuit</b> | <b>4</b>   | <b>1</b>   | <b>0</b>          | <b>0</b> | <b>0</b>      | <b>4</b>       | <b>0</b>           | <b>0</b> | <b>9</b>        |
| CLAY              | 2          | 0          | 0                 | 0        | 0             | 0              | 0                  | 0        | 2               |
| GILMER            | 0          | 1          | 0                 | 0        | 0             | 4              | 0                  | 0        | 5               |
| WEBSTER           | 2          | 0          | 0                 | 0        | 0             | 0              | 0                  | 0        | 2               |
| <b>15 Circuit</b> | <b>5</b>   | <b>0</b>   | <b>0</b>          | <b>0</b> | <b>0</b>      | <b>3</b>       | <b>0</b>           | <b>0</b> | <b>8</b>        |
| HARRISON          | 5          | 0          | 0                 | 0        | 0             | 3              | 0                  | 0        | 8               |
| <b>16 Circuit</b> | <b>8</b>   | <b>0</b>   | <b>0</b>          | <b>3</b> | <b>0</b>      | <b>0</b>       | <b>0</b>           | <b>0</b> | <b>11</b>       |
| MARION            | 8          | 0          | 0                 | 3        | 0             | 0              | 0                  | 0        | 11              |

**WEST VIRGINIA PUBLIC DEFENDER SERVICES  
 DETAIL TOTAL DIRECT EXPENSE CLAIMS PAID**

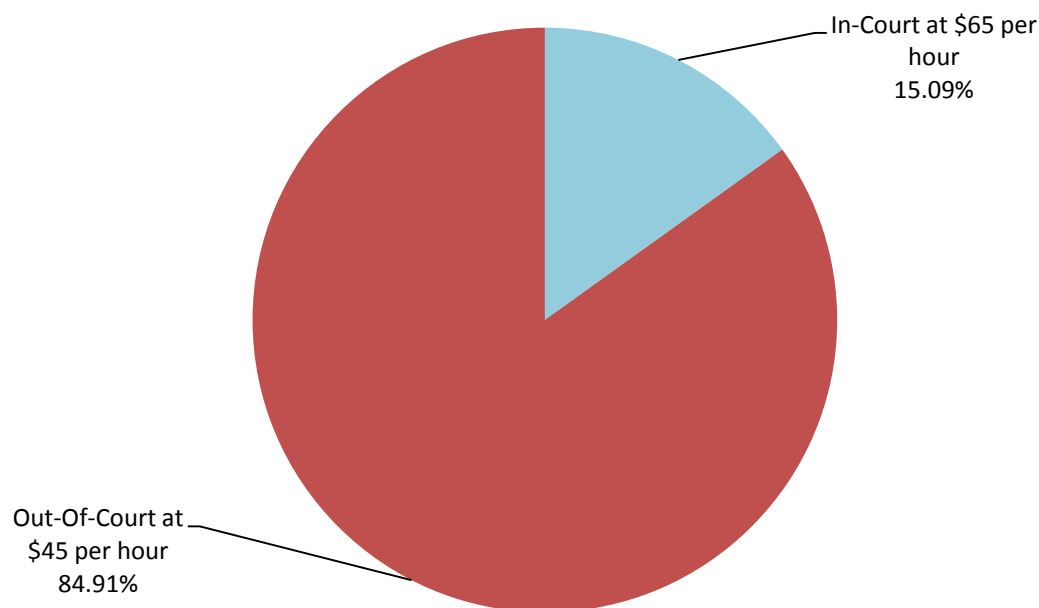
| Circuit<br>County |            |            | Mental<br>Hygiene | Parole    |               | Term.<br>Abuse | Habeas<br>Sup. Ct. | Other     | Total<br>Claims |
|-------------------|------------|------------|-------------------|-----------|---------------|----------------|--------------------|-----------|-----------------|
|                   | Felony     | Misd.      |                   | Juv.      | Prob.<br>Rev. |                |                    |           |                 |
| <b>17 Circuit</b> | <b>16</b>  | <b>0</b>   | <b>0</b>          | <b>0</b>  | <b>0</b>      | <b>1</b>       | <b>0</b>           | <b>0</b>  | <b>17</b>       |
| MONONGALIA        | 16         | 0          | 0                 | 0         | 0             | 1              | 0                  | 0         | 17              |
| <b>18 Circuit</b> | <b>5</b>   | <b>0</b>   | <b>0</b>          | <b>0</b>  | <b>0</b>      | <b>2</b>       | <b>1</b>           | <b>0</b>  | <b>8</b>        |
| PRESTON           | 5          | 0          | 0                 | 0         | 0             | 2              | 1                  | 0         | 8               |
| <b>19 Circuit</b> | <b>0</b>   | <b>0</b>   | <b>0</b>          | <b>0</b>  | <b>0</b>      | <b>0</b>       | <b>0</b>           | <b>0</b>  | <b>0</b>        |
| BARBOUR           | 0          | 0          | 0                 | 0         | 0             | 0              | 0                  | 0         | 0               |
| TAYLOR            | 0          | 0          | 0                 | 0         | 0             | 0              | 0                  | 0         | 0               |
| <b>20 Circuit</b> | <b>7</b>   | <b>1</b>   | <b>0</b>          | <b>0</b>  | <b>0</b>      | <b>5</b>       | <b>0</b>           | <b>0</b>  | <b>13</b>       |
| RANDOLPH          | 7          | 1          | 0                 | 0         | 0             | 5              | 0                  | 0         | 13              |
| <b>21 Circuit</b> | <b>7</b>   | <b>1</b>   | <b>0</b>          | <b>0</b>  | <b>0</b>      | <b>3</b>       | <b>0</b>           | <b>3</b>  | <b>14</b>       |
| GRANT             | 3          | 0          | 0                 | 0         | 0             | 0              | 0                  | 0         | 3               |
| MINERAL           | 4          | 1          | 0                 | 0         | 0             | 3              | 0                  | 2         | 10              |
| TUCKER            | 0          | 0          | 0                 | 0         | 0             | 0              | 0                  | 1         | 1               |
| <b>22 Circuit</b> | <b>13</b>  | <b>2</b>   | <b>0</b>          | <b>4</b>  | <b>0</b>      | <b>3</b>       | <b>1</b>           | <b>1</b>  | <b>24</b>       |
| HAMPSHIRE         | 5          | 1          | 0                 | 3         | 0             | 1              | 0                  | 0         | 10              |
| HARDY             | 8          | 1          | 0                 | 1         | 0             | 2              | 0                  | 1         | 13              |
| PENDLETON         | 0          | 0          | 0                 | 0         | 0             | 0              | 1                  | 0         | 1               |
| <b>23 Circuit</b> | <b>44</b>  | <b>5</b>   | <b>0</b>          | <b>0</b>  | <b>0</b>      | <b>46</b>      | <b>2</b>           | <b>1</b>  | <b>98</b>       |
| BERKELEY          | 28         | 1          | 0                 | 0         | 0             | 36             | 1                  | 0         | 66              |
| JEFFERSON         | 12         | 1          | 0                 | 0         | 0             | 7              | 1                  | 1         | 22              |
| MORGAN            | 4          | 3          | 0                 | 0         | 0             | 3              | 0                  | 0         | 10              |
| <b>24 Circuit</b> | <b>3</b>   | <b>0</b>   | <b>0</b>          | <b>0</b>  | <b>0</b>      | <b>0</b>       | <b>0</b>           | <b>0</b>  | <b>3</b>        |
| WAYNE             | 3          | 0          | 0                 | 0         | 0             | 0              | 0                  | 0         | 3               |
| <b>25 Circuit</b> | <b>7</b>   | <b>0</b>   | <b>0</b>          | <b>0</b>  | <b>0</b>      | <b>1</b>       | <b>1</b>           | <b>0</b>  | <b>9</b>        |
| BOONE             | 6          | 0          | 0                 | 0         | 0             | 1              | 0                  | 0         | 7               |
| LINCOLN           | 1          | 0          | 0                 | 0         | 0             | 0              | 1                  | 0         | 2               |
| <b>26 Circuit</b> | <b>1</b>   | <b>1</b>   | <b>0</b>          | <b>0</b>  | <b>0</b>      | <b>2</b>       | <b>1</b>           | <b>0</b>  | <b>5</b>        |
| LEWIS             | 1          | 1          | 0                 | 0         | 0             | 1              | 1                  | 0         | 4               |
| UPSHUR            | 0          | 0          | 0                 | 0         | 0             | 1              | 0                  | 0         | 1               |
| <b>27 Circuit</b> | <b>57</b>  | <b>36</b>  | <b>0</b>          | <b>1</b>  | <b>1</b>      | <b>6</b>       | <b>0</b>           | <b>0</b>  | <b>101</b>      |
| WYOMING           | 57         | 36         | 0                 | 1         | 1             | 6              | 0                  | 0         | 101             |
| <b>28 Circuit</b> | <b>3</b>   | <b>0</b>   | <b>0</b>          | <b>0</b>  | <b>0</b>      | <b>0</b>       | <b>0</b>           | <b>0</b>  | <b>3</b>        |
| NICHOLAS          | 3          | 0          | 0                 | 0         | 0             | 0              | 0                  | 0         | 3               |
| <b>29 Circuit</b> | <b>3</b>   | <b>1</b>   | <b>0</b>          | <b>0</b>  | <b>0</b>      | <b>2</b>       | <b>0</b>           | <b>0</b>  | <b>6</b>        |
| PUTNAM            | 3          | 1          | 0                 | 0         | 0             | 2              | 0                  | 0         | 6               |
| <b>30 Circuit</b> | <b>14</b>  | <b>0</b>   | <b>0</b>          | <b>0</b>  | <b>0</b>      | <b>0</b>       | <b>0</b>           | <b>0</b>  | <b>14</b>       |
| MINGO             | 14         | 0          | 0                 | 0         | 0             | 0              | 0                  | 0         | 14              |
| <b>31 Circuit</b> | <b>3</b>   | <b>0</b>   | <b>0</b>          | <b>1</b>  | <b>0</b>      | <b>2</b>       | <b>0</b>           | <b>0</b>  | <b>6</b>        |
| MONROE            | 2          | 0          | 0                 | 0         | 0             | 0              | 0                  | 0         | 2               |
| SUMMERS           | 1          | 0          | 0                 | 1         | 0             | 2              | 0                  | 0         | 4               |
| <b>WV TOTAL</b>   | <b>523</b> | <b>197</b> | <b>0</b>          | <b>20</b> | <b>5</b>      | <b>190</b>     | <b>16</b>          | <b>11</b> | <b>962</b>      |

# AC HOURS PAID IN COURT/OUT OF COURT

### APPOINTED COUNSEL TIME PAID IN/OUT-OF-COURT FISCAL YEAR 2012

|                               |                   |
|-------------------------------|-------------------|
| In-Court at \$65 per hour     | 62,666.40         |
| Out-Of-Court at \$45 per hour | 352,670.10        |
| <b>Total Hours Paid</b>       | <b>415,336.50</b> |

### APPOINTED COUNSEL HOURS PAID IN/OUT-OF-COURT



**WEST VIRGINIA PUBLIC DEFENDER SERVICES  
 FY2012 APPOINTED COUNSEL IN/OUT-OF-COURT HOURS**

| <b>Circuit</b>  | <b>In-Court</b>  | <b>Out-of-Court</b> | <b>Total Hours</b> |
|-----------------|------------------|---------------------|--------------------|
| 01              | 2,911.50         | 21,318.70           | 24,230.20          |
| 02              | 1,309.70         | 7,011.30            | 8,321.00           |
| 03              | 1,021.50         | 7,396.60            | 8,418.10           |
| 04              | 3,701.60         | 28,837.50           | 32,539.10          |
| 05              | 3,103.70         | 14,436.80           | 17,540.50          |
| 06              | 3,912.90         | 13,923.10           | 17,836.00          |
| 07              | 1,986.40         | 8,246.60            | 10,233.00          |
| 08              | 1,290.50         | 7,323.93            | 8,614.43           |
| 09              | 3,598.90         | 21,560.80           | 25,159.70          |
| 10              | 2,393.10         | 11,142.01           | 13,535.11          |
| 11              | 752.00           | 7,297.60            | 8,049.60           |
| 12              | 575.70           | 2,902.10            | 3,477.80           |
| 13              | 4,830.30         | 30,112.39           | 34,942.69          |
| 14              | 3,563.60         | 19,055.58           | 22,619.18          |
| 15              | 1,394.90         | 8,549.30            | 9,944.20           |
| 16              | 1,278.40         | 14,603.96           | 15,882.36          |
| 17              | 2,138.50         | 12,248.19           | 14,386.69          |
| 18              | 385.30           | 3,963.90            | 4,349.20           |
| 19              | 905.70           | 11,318.50           | 12,224.20          |
| 20              | 1,573.60         | 7,552.80            | 9,126.40           |
| 21              | 1,364.40         | 8,293.20            | 9,657.60           |
| 22              | 2,137.00         | 9,787.90            | 11,924.90          |
| 23              | 3,475.80         | 17,368.03           | 20,843.83          |
| 24              | 2,304.10         | 4,551.10            | 6,855.20           |
| 25              | 3,538.10         | 11,583.00           | 15,121.10          |
| 26              | 1,492.30         | 12,131.13           | 13,623.43          |
| 27              | 1,418.40         | 8,546.50            | 9,964.90           |
| 28              | 551.10           | 3,045.90            | 3,597.00           |
| 29              | 1,726.80         | 10,452.23           | 12,179.03          |
| 30              | 1,195.10         | 4,541.85            | 5,736.95           |
| 31              | 835.50           | 3,567.60            | 4,403.10           |
| <b>WV TOTAL</b> | <b>62,666.40</b> | <b>352,670.10</b>   | <b>415,336.50</b>  |

**WEST VIRGINIA PUBLIC DEFENDER SERVICES  
 DETAIL APPOINTED COUNSEL IN/OUT-OF-COURT HOURS**

| <b>Circuit/County</b> | <b>In-Court</b> | <b>Out-of-Court</b> | <b>Total Hours</b> |
|-----------------------|-----------------|---------------------|--------------------|
| <b>01 Circuit</b>     | <b>2,911.50</b> | <b>21,318.70</b>    | <b>24,230.20</b>   |
| BROOKE                | 549.00          | 3,413.70            | 3,962.70           |
| HANCOCK               | 1,260.80        | 7,809.10            | 9,069.90           |
| OHIO                  | 1,101.70        | 10,095.90           | 11,197.60          |
| <b>02 Circuit</b>     | <b>1,309.70</b> | <b>7,011.30</b>     | <b>8,321.00</b>    |
| MARSHALL              | 632.10          | 3,778.60            | 4,410.70           |
| TYLER                 | 310.60          | 1,662.70            | 1,973.30           |
| WETZEL                | 367.00          | 1,570.00            | 1,937.00           |
| <b>03 Circuit</b>     | <b>1,021.50</b> | <b>7,396.60</b>     | <b>8,418.10</b>    |
| DODDRIDGE             | 332.20          | 2,687.50            | 3,019.70           |
| PLEASANTS             | 205.50          | 1,946.80            | 2,152.30           |
| RITCHIE               | 483.80          | 2,762.30            | 3,246.10           |
| <b>04 Circuit</b>     | <b>3,701.60</b> | <b>28,837.50</b>    | <b>32,539.10</b>   |
| WIRT                  | 121.60          | 1,197.50            | 1,319.10           |
| WOOD                  | 3,580.00        | 27,640.00           | 31,220.00          |
| <b>05 Circuit</b>     | <b>3,103.70</b> | <b>14,436.80</b>    | <b>17,540.50</b>   |
| CALHOUN               | 323.50          | 1,513.70            | 1,837.20           |
| JACKSON               | 972.70          | 4,296.10            | 5,268.80           |
| MASON                 | 1,260.70        | 5,543.50            | 6,804.20           |
| ROANE                 | 546.80          | 3,083.50            | 3,630.30           |
| <b>06 Circuit</b>     | <b>3,912.90</b> | <b>13,923.10</b>    | <b>17,836.00</b>   |
| CABELL                | 3,912.90        | 13,923.10           | 17,836.00          |
| <b>07 Circuit</b>     | <b>1,986.40</b> | <b>8,246.60</b>     | <b>10,233.00</b>   |
| LOGAN                 | 1,986.40        | 8,246.60            | 10,233.00          |
| <b>08 Circuit</b>     | <b>1,290.50</b> | <b>7,323.93</b>     | <b>8,614.43</b>    |
| MCDOWELL              | 1,290.50        | 7,323.93            | 8,614.43           |
| <b>09 Circuit</b>     | <b>3,598.90</b> | <b>21,560.80</b>    | <b>25,159.70</b>   |
| MERCER                | 3,598.90        | 21,560.80           | 25,159.70          |
| <b>10 Circuit</b>     | <b>2,393.10</b> | <b>11,142.01</b>    | <b>13,535.11</b>   |
| RALEIGH               | 2,393.10        | 11,142.01           | 13,535.11          |
| <b>11 Circuit</b>     | <b>752.00</b>   | <b>7,297.60</b>     | <b>8,049.60</b>    |
| GREENBRIER            | 410.30          | 4,529.10            | 4,939.40           |
| POCAHONTAS            | 341.70          | 2,768.50            | 3,110.20           |
| <b>12 Circuit</b>     | <b>575.70</b>   | <b>2,902.10</b>     | <b>3,477.80</b>    |
| FAYETTE               | 575.70          | 2,902.10            | 3,477.80           |
| <b>13 Circuit</b>     | <b>4,830.30</b> | <b>30,112.39</b>    | <b>34,942.69</b>   |
| KANAWHA               | 4,830.30        | 30,112.39           | 34,942.69          |
| <b>14 Circuit</b>     | <b>3,563.60</b> | <b>19,055.58</b>    | <b>22,619.18</b>   |
| BRAXTON               | 878.30          | 4,276.30            | 5,154.60           |
| CLAY                  | 1,051.90        | 5,838.57            | 6,890.47           |
| GILMER                | 313.30          | 1,944.21            | 2,257.51           |
| WEBSTER               | 1,320.10        | 6,996.50            | 8,316.60           |
| <b>15 Circuit</b>     | <b>1,394.90</b> | <b>8,549.30</b>     | <b>9,944.20</b>    |
| HARRISON              | 1,394.90        | 8,549.30            | 9,944.20           |

**WEST VIRGINIA PUBLIC DEFENDER SERVICES  
 DETAIL APPOINTED COUNSEL IN/OUT-OF-COURT HOURS**

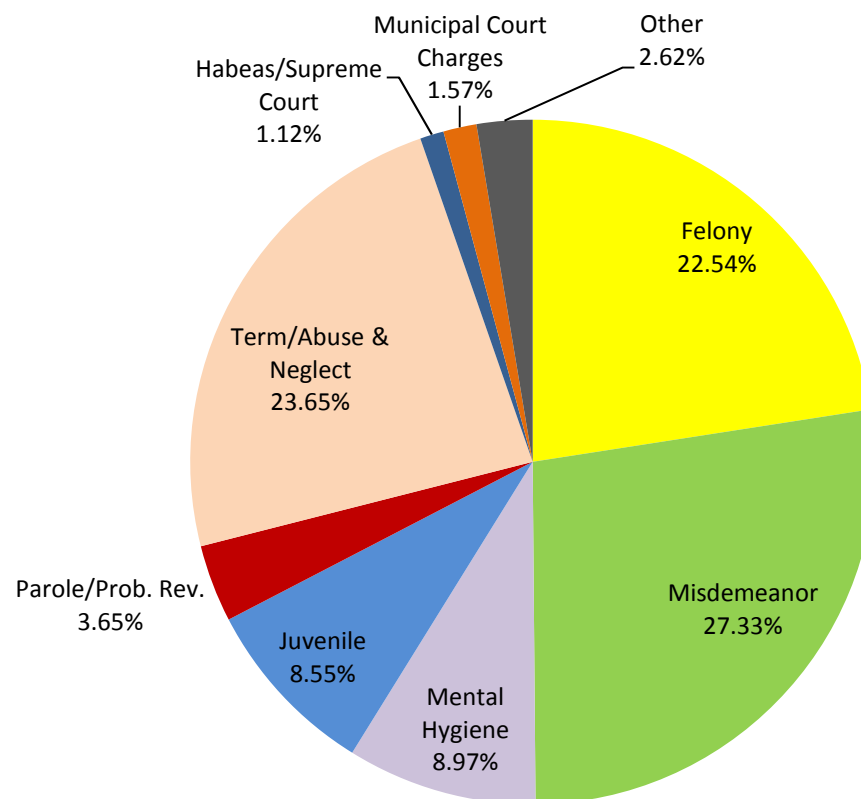
| <b>Circuit/County</b> | <b>In-Court</b>  | <b>Out-of-Court</b> | <b>Total Hours</b> |
|-----------------------|------------------|---------------------|--------------------|
| <b>16 Circuit</b>     | <b>1,278.40</b>  | <b>14,603.96</b>    | <b>15,882.36</b>   |
| MARION                | 1,278.40         | 14,603.96           | 15,882.36          |
| <b>17 Circuit</b>     | <b>2,138.50</b>  | <b>12,248.19</b>    | <b>14,386.69</b>   |
| MONONGALIA            | 2,138.50         | 12,248.19           | 14,386.69          |
| <b>18 Circuit</b>     | <b>385.30</b>    | <b>3,963.90</b>     | <b>4,349.20</b>    |
| PRESTON               | 385.30           | 3,963.90            | 4,349.20           |
| <b>19 Circuit</b>     | <b>905.70</b>    | <b>11,318.50</b>    | <b>12,224.20</b>   |
| BARBOUR               | 453.70           | 5,504.30            | 5,958.00           |
| TAYLOR                | 452.00           | 5,814.20            | 6,266.20           |
| <b>20 Circuit</b>     | <b>1,573.60</b>  | <b>7,552.80</b>     | <b>9,126.40</b>    |
| RANDOLPH              | 1,573.60         | 7,552.80            | 9,126.40           |
| <b>21 Circuit</b>     | <b>1,364.40</b>  | <b>8,293.20</b>     | <b>9,657.60</b>    |
| GRANT                 | 559.70           | 3,357.60            | 3,917.30           |
| MINERAL               | 726.00           | 4,296.20            | 5,022.20           |
| TUCKER                | 78.70            | 639.40              | 718.10             |
| <b>22 Circuit</b>     | <b>2,137.00</b>  | <b>9,787.90</b>     | <b>11,924.90</b>   |
| HAMPSHIRE             | 711.90           | 3,585.00            | 4,296.90           |
| HARDY                 | 1,141.80         | 4,736.40            | 5,878.20           |
| PENDLETON             | 283.30           | 1,466.50            | 1,749.80           |
| <b>23 Circuit</b>     | <b>3,475.80</b>  | <b>17,368.03</b>    | <b>20,843.83</b>   |
| BERKELEY              | 2,201.90         | 11,976.23           | 14,178.13          |
| JEFFERSON             | 979.50           | 3,781.60            | 4,761.10           |
| MORGAN                | 294.40           | 1,610.20            | 1,904.60           |
| <b>24 Circuit</b>     | <b>2,304.10</b>  | <b>4,551.10</b>     | <b>6,855.20</b>    |
| WAYNE                 | 2,304.10         | 4,551.10            | 6,855.20           |
| <b>25 Circuit</b>     | <b>3,538.10</b>  | <b>11,583.00</b>    | <b>15,121.10</b>   |
| BOONE                 | 2,553.40         | 5,895.00            | 8,448.40           |
| LINCOLN               | 984.70           | 5,688.00            | 6,672.70           |
| <b>26 Circuit</b>     | <b>1,492.30</b>  | <b>12,131.13</b>    | <b>13,623.43</b>   |
| LEWIS                 | 727.80           | 5,114.50            | 5,842.30           |
| UPSHUR                | 764.50           | 7,016.63            | 7,781.13           |
| <b>27 Circuit</b>     | <b>1,418.40</b>  | <b>8,546.50</b>     | <b>9,964.90</b>    |
| WYOMING               | 1,418.40         | 8,546.50            | 9,964.90           |
| <b>28 Circuit</b>     | <b>551.10</b>    | <b>3,045.90</b>     | <b>3,597.00</b>    |
| NICHOLAS              | 551.10           | 3,045.90            | 3,597.00           |
| <b>29 Circuit</b>     | <b>1,726.80</b>  | <b>10,452.23</b>    | <b>12,179.03</b>   |
| PUTNAM                | 1,726.80         | 10,452.23           | 12,179.03          |
| <b>30 Circuit</b>     | <b>1,195.10</b>  | <b>4,541.85</b>     | <b>5,736.95</b>    |
| MINGO                 | 1,195.10         | 4,541.85            | 5,736.95           |
| <b>31 Circuit</b>     | <b>835.50</b>    | <b>3,567.60</b>     | <b>4,403.10</b>    |
| MONROE                | 395.70           | 1,627.90            | 2,023.60           |
| SUMMERS               | 439.80           | 1,939.70            | 2,379.50           |
| <b>WV TOTAL</b>       | <b>62,666.40</b> | <b>352,670.10</b>   | <b>415,336.50</b>  |

# AC CLAIMS PAID BY CASE TYPE

**WEST VIRGINIA PUBLIC DEFENDER SERVICES  
 APPOINTED COUNSEL CLAIMS PAID IN FY 2012  
 INCLUDING DIRECT EXPENSES**

|  |               |
|--|---------------|
| Felony   | 6,560         |
| Misdemeanor  | 7,954         |
| Mental Hygiene   | 2,610         |
| Juvenile   | 2,489         |
| Parole/Prob. Rev.  | 1,062         |
| Term/Abuse & Neglect   | 6,882         |
| Habeas/Supreme Court   | 326           |
| Municipal Court Charges  | 458           |
| Other<br>(Mag. Ct. Appeal, Mandamus/Prohibition, Extradition, Contempt, Fugitive, Other) | 764           |
| <b>Total Claims Paid</b>   | <b>29,105</b> |

**APPOINTED COUNSEL CLAIMS PAID**



**WEST VIRGINIA PUBLIC DEFENDER SERVICES  
 APPOINTED COUNSEL CLAIMS BY CIRCUIT & CASE TYPE  
 FISCAL YEAR 2012**

| Circuit         | Felony       | Misd.        | Mental<br>Hygiene | Juv.         | Parole        |                |                    | Muni.<br>Court | Other      | Total<br>Claims |
|-----------------|--------------|--------------|-------------------|--------------|---------------|----------------|--------------------|----------------|------------|-----------------|
|                 |              |              |                   |              | Prob.<br>Rev. | Term.<br>Abuse | Habeas<br>Sup. Ct. |                |            |                 |
| 1               | 270          | 165          | 328               | 83           | 30            | 298            | 25                 | 7              | 24         | 1,230           |
| 2               | 119          | 187          | 193               | 33           | 11            | 107            | 5                  | 2              | 16         | 673             |
| 3               | 126          | 162          | 14                | 33           | 38            | 104            | 6                  | 0              | 25         | 508             |
| 4               | 650          | 1,190        | 299               | 259          | 80            | 630            | 20                 | 0              | 104        | 3,232           |
| 5               | 301          | 363          | 141               | 104          | 61            | 374            | 14                 | 0              | 33         | 1,391           |
| 6               | 398          | 210          | 461               | 225          | 76            | 323            | 27                 | 0              | 35         | 1,755           |
| 7               | 154          | 270          | 0                 | 113          | 16            | 168            | 11                 | 0              | 14         | 746             |
| 8               | 80           | 158          | 12                | 19           | 5             | 129            | 5                  | 0              | 6          | 414             |
| 9               | 380          | 222          | 168               | 76           | 49            | 523            | 36                 | 56             | 52         | 1,562           |
| 10              | 203          | 178          | 2                 | 34           | 24            | 524            | 6                  | 0              | 8          | 979             |
| 11              | 80           | 39           | 11                | 15           | 4             | 134            | 6                  | 6              | 4          | 299             |
| 12              | 55           | 79           | 0                 | 10           | 7             | 109            | 7                  | 2              | 2          | 271             |
| 13              | 630          | 597          | 6                 | 173          | 73            | 580            | 20                 | 199            | 48         | 2,326           |
| 14              | 250          | 397          | 23                | 39           | 38            | 512            | 11                 | 3              | 61         | 1,334           |
| 15              | 94           | 92           | 42                | 41           | 27            | 170            | 15                 | 0              | 9          | 490             |
| 16              | 268          | 427          | 126               | 138          | 84            | 220            | 11                 | 38             | 53         | 1,365           |
| 17              | 269          | 337          | 219               | 98           | 66            | 95             | 5                  | 49             | 33         | 1,171           |
| 18              | 46           | 31           | 5                 | 17           | 6             | 68             | 5                  | 0              | 11         | 189             |
| 19              | 155          | 219          | 12                | 159          | 20            | 99             | 3                  | 1              | 49         | 717             |
| 20              | 120          | 272          | 10                | 73           | 38            | 59             | 4                  | 65             | 11         | 652             |
| 21              | 232          | 352          | 15                | 137          | 80            | 84             | 9                  | 0              | 22         | 931             |
| 22              | 232          | 422          | 25                | 55           | 42            | 92             | 11                 | 0              | 48         | 927             |
| 23              | 300          | 152          | 0                 | 45           | 24            | 380            | 25                 | 6              | 9          | 941             |
| 24              | 51           | 45           | 61                | 19           | 19            | 216            | 9                  | 22             | 5          | 447             |
| 25              | 229          | 219          | 49                | 180          | 39            | 190            | 6                  | 0              | 11         | 923             |
| 26              | 150          | 238          | 287               | 96           | 40            | 147            | 10                 | 1              | 19         | 988             |
| 27              | 219          | 330          | 7                 | 21           | 5             | 194            | 0                  | 0              | 5          | 781             |
| 28              | 61           | 39           | 1                 | 5            | 4             | 96             | 3                  | 0              | 1          | 210             |
| 29              | 209          | 363          | 82                | 134          | 49            | 84             | 2                  | 1              | 35         | 959             |
| 30              | 93           | 50           | 5                 | 16           | 0             | 123            | 7                  | 0              | 10         | 304             |
| 31              | 136          | 149          | 6                 | 39           | 7             | 50             | 2                  | 0              | 1          | 390             |
| <b>WV TOTAL</b> | <b>6,560</b> | <b>7,954</b> | <b>2,610</b>      | <b>2,489</b> | <b>1,062</b>  | <b>6,882</b>   | <b>326</b>         | <b>458</b>     | <b>764</b> | <b>29,105</b>   |

**WEST VIRGINIA PUBLIC DEFENDER SERVICES  
 DETAIL APPOINTED COUNSEL CLAIMS BY CIRCUIT & CASE TYPE**

| Circuit<br>County | Mental     |              | Parole     |            | Term.<br>Abuse | Habeas<br>Sup. Ct. | Muni.<br>Court | Other      | Total<br>Claims |               |
|-------------------|------------|--------------|------------|------------|----------------|--------------------|----------------|------------|-----------------|---------------|
|                   | Felony     | Misd.        | Hygiene    | Juv.       |                |                    |                |            |                 | Prob.<br>Rev. |
| <b>01 Circuit</b> | <b>270</b> | <b>165</b>   | <b>328</b> | <b>83</b>  | <b>30</b>      | <b>298</b>         | <b>25</b>      | <b>7</b>   | <b>24</b>       | <b>1,230</b>  |
| BROOKE            | 58         | 45           | 31         | 14         | 9              | 47                 | 0              | 1          | 4               | 209           |
| HANCOCK           | 134        | 92           | 25         | 33         | 20             | 143                | 9              | 6          | 15              | 477           |
| OHIO              | 78         | 28           | 272        | 36         | 1              | 108                | 16             | 0          | 5               | 544           |
| <b>02 Circuit</b> | <b>119</b> | <b>187</b>   | <b>193</b> | <b>33</b>  | <b>11</b>      | <b>107</b>         | <b>5</b>       | <b>2</b>   | <b>16</b>       | <b>673</b>    |
| MARSHALL          | 68         | 148          | 84         | 13         | 10             | 46                 | 2              | 2          | 11              | 384           |
| TYLER             | 23         | 28           | 12         | 12         | 1              | 32                 | 2              | 0          | 3               | 113           |
| WETZEL            | 28         | 11           | 97         | 8          | 0              | 29                 | 1              | 0          | 2               | 176           |
| <b>03 Circuit</b> | <b>126</b> | <b>162</b>   | <b>14</b>  | <b>33</b>  | <b>38</b>      | <b>104</b>         | <b>6</b>       | <b>0</b>   | <b>25</b>       | <b>508</b>    |
| DODDRIDGE         | 40         | 59           | 5          | 11         | 31             | 44                 | 2              | 0          | 14              | 206           |
| PLEASANTS         | 44         | 43           | 5          | 12         | 5              | 11                 | 1              | 0          | 8               | 129           |
| RITCHIE           | 42         | 60           | 4          | 10         | 2              | 49                 | 3              | 0          | 3               | 173           |
| <b>04 Circuit</b> | <b>650</b> | <b>1,190</b> | <b>299</b> | <b>259</b> | <b>80</b>      | <b>630</b>         | <b>20</b>      | <b>0</b>   | <b>104</b>      | <b>3,232</b>  |
| WIRT              | 30         | 49           | 1          | 10         | 1              | 33                 | 1              | 0          | 2               | 127           |
| WOOD              | 620        | 1,141        | 298        | 249        | 79             | 597                | 19             | 0          | 102             | 3,105         |
| <b>05 Circuit</b> | <b>301</b> | <b>363</b>   | <b>141</b> | <b>104</b> | <b>61</b>      | <b>374</b>         | <b>14</b>      | <b>0</b>   | <b>33</b>       | <b>1,391</b>  |
| CALHOUN           | 16         | 9            | 6          | 4          | 2              | 91                 | 2              | 0          | 3               | 133           |
| JACKSON           | 75         | 76           | 0          | 12         | 10             | 64                 | 3              | 0          | 7               | 247           |
| MASON             | 152        | 240          | 129        | 83         | 43             | 75                 | 6              | 0          | 21              | 749           |
| ROANE             | 58         | 38           | 6          | 5          | 6              | 144                | 3              | 0          | 2               | 262           |
| <b>06 Circuit</b> | <b>398</b> | <b>210</b>   | <b>461</b> | <b>225</b> | <b>76</b>      | <b>323</b>         | <b>27</b>      | <b>0</b>   | <b>35</b>       | <b>1,755</b>  |
| CABELL            | 398        | 210          | 461        | 225        | 76             | 323                | 27             | 0          | 35              | 1,755         |
| <b>07 Circuit</b> | <b>154</b> | <b>270</b>   | <b>0</b>   | <b>113</b> | <b>16</b>      | <b>168</b>         | <b>11</b>      | <b>0</b>   | <b>14</b>       | <b>746</b>    |
| LOGAN             | 154        | 270          | 0          | 113        | 16             | 168                | 11             | 0          | 14              | 746           |
| <b>08 Circuit</b> | <b>80</b>  | <b>158</b>   | <b>12</b>  | <b>19</b>  | <b>5</b>       | <b>129</b>         | <b>5</b>       | <b>0</b>   | <b>6</b>        | <b>414</b>    |
| MCDOWELL          | 80         | 158          | 12         | 19         | 5              | 129                | 5              | 0          | 6               | 414           |
| <b>09 Circuit</b> | <b>380</b> | <b>222</b>   | <b>168</b> | <b>76</b>  | <b>49</b>      | <b>523</b>         | <b>36</b>      | <b>56</b>  | <b>52</b>       | <b>1,562</b>  |
| MERCER            | 380        | 222          | 168        | 76         | 49             | 523                | 36             | 56         | 52              | 1,562         |
| <b>10 Circuit</b> | <b>203</b> | <b>178</b>   | <b>2</b>   | <b>34</b>  | <b>24</b>      | <b>524</b>         | <b>6</b>       | <b>0</b>   | <b>8</b>        | <b>979</b>    |
| RALEIGH           | 203        | 178          | 2          | 34         | 24             | 524                | 6              | 0          | 8               | 979           |
| <b>11 Circuit</b> | <b>80</b>  | <b>39</b>    | <b>11</b>  | <b>15</b>  | <b>4</b>       | <b>134</b>         | <b>6</b>       | <b>6</b>   | <b>4</b>        | <b>299</b>    |
| GREENBRIER        | 47         | 24           | 6          | 12         | 2              | 85                 | 5              | 6          | 0               | 187           |
| POCAHONTAS        | 33         | 15           | 5          | 3          | 2              | 49                 | 1              | 0          | 4               | 112           |
| <b>12 Circuit</b> | <b>55</b>  | <b>79</b>    | <b>0</b>   | <b>10</b>  | <b>7</b>       | <b>109</b>         | <b>7</b>       | <b>2</b>   | <b>2</b>        | <b>271</b>    |
| FAYETTE           | 55         | 79           | 0          | 10         | 7              | 109                | 7              | 2          | 2               | 271           |
| <b>13 Circuit</b> | <b>630</b> | <b>597</b>   | <b>6</b>   | <b>173</b> | <b>73</b>      | <b>580</b>         | <b>20</b>      | <b>199</b> | <b>48</b>       | <b>2,326</b>  |
| KANAWHA           | 630        | 597          | 6          | 173        | 73             | 580                | 20             | 199        | 48              | 2,326         |
| <b>14 Circuit</b> | <b>250</b> | <b>397</b>   | <b>23</b>  | <b>39</b>  | <b>38</b>      | <b>512</b>         | <b>11</b>      | <b>3</b>   | <b>61</b>       | <b>1,334</b>  |
| BRAXTON           | 91         | 153          | 15         | 15         | 15             | 109                | 3              | 0          | 12              | 413           |
| CLAY              | 54         | 100          | 0          | 6          | 6              | 205                | 3              | 0          | 3               | 377           |
| GILMER            | 33         | 59           | 4          | 5          | 3              | 32                 | 1              | 3          | 34              | 174           |
| WEBSTER           | 72         | 85           | 4          | 13         | 14             | 166                | 4              | 0          | 12              | 370           |
| <b>15 Circuit</b> | <b>94</b>  | <b>92</b>    | <b>42</b>  | <b>41</b>  | <b>27</b>      | <b>170</b>         | <b>15</b>      | <b>0</b>   | <b>9</b>        | <b>490</b>    |
| HARRISON          | 94         | 92           | 42         | 41         | 27             | 170                | 15             | 0          | 9               | 490           |

**WEST VIRGINIA PUBLIC DEFENDER SERVICES  
 DETAIL APPOINTED COUNSEL CLAIMS BY CIRCUIT & CASE TYPE**

| Circuit<br>County | Parole       |              |                   |              |               |                |                    |                |            | Total<br>Claims |
|-------------------|--------------|--------------|-------------------|--------------|---------------|----------------|--------------------|----------------|------------|-----------------|
|                   | Felony       | Misd.        | Mental<br>Hygiene | Juv.         | Prob.<br>Rev. | Term.<br>Abuse | Habeas<br>Sup. Ct. | Muni.<br>Court | Other      |                 |
| <b>16 Circuit</b> | <b>268</b>   | <b>427</b>   | <b>126</b>        | <b>138</b>   | <b>84</b>     | <b>220</b>     | <b>11</b>          | <b>38</b>      | <b>53</b>  | <b>1,365</b>    |
| MARION            | 268          | 427          | 126               | 138          | 84            | 220            | 11                 | 38             | 53         | 1,365           |
| <b>17 Circuit</b> | <b>269</b>   | <b>337</b>   | <b>219</b>        | <b>98</b>    | <b>66</b>     | <b>95</b>      | <b>5</b>           | <b>49</b>      | <b>33</b>  | <b>1,171</b>    |
| MONONGALIA        | 269          | 337          | 219               | 98           | 66            | 95             | 5                  | 49             | 33         | 1,171           |
| <b>18 Circuit</b> | <b>46</b>    | <b>31</b>    | <b>5</b>          | <b>17</b>    | <b>6</b>      | <b>68</b>      | <b>5</b>           | <b>0</b>       | <b>11</b>  | <b>189</b>      |
| PRESTON           | 46           | 31           | 5                 | 17           | 6             | 68             | 5                  | 0              | 11         | 189             |
| <b>19 Circuit</b> | <b>155</b>   | <b>219</b>   | <b>12</b>         | <b>159</b>   | <b>20</b>     | <b>99</b>      | <b>3</b>           | <b>1</b>       | <b>49</b>  | <b>717</b>      |
| BARBOUR           | 80           | 127          | 4                 | 47           | 7             | 43             | 0                  | 1              | 6          | 315             |
| TAYLOR            | 75           | 92           | 8                 | 112          | 13            | 56             | 3                  | 0              | 43         | 402             |
| <b>20 Circuit</b> | <b>120</b>   | <b>272</b>   | <b>10</b>         | <b>73</b>    | <b>38</b>     | <b>59</b>      | <b>4</b>           | <b>65</b>      | <b>11</b>  | <b>652</b>      |
| RANDOLPH          | 120          | 272          | 10                | 73           | 38            | 59             | 4                  | 65             | 11         | 652             |
| <b>21 Circuit</b> | <b>232</b>   | <b>352</b>   | <b>15</b>         | <b>137</b>   | <b>80</b>     | <b>84</b>      | <b>9</b>           | <b>0</b>       | <b>22</b>  | <b>931</b>      |
| GRANT             | 73           | 71           | 4                 | 25           | 38            | 36             | 1                  | 0              | 8          | 256             |
| MINERAL           | 151          | 264          | 11                | 101          | 37            | 42             | 8                  | 0              | 13         | 627             |
| TUCKER            | 8            | 17           | 0                 | 11           | 5             | 6              | 0                  | 0              | 1          | 48              |
| <b>22 Circuit</b> | <b>232</b>   | <b>422</b>   | <b>25</b>         | <b>55</b>    | <b>42</b>     | <b>92</b>      | <b>11</b>          | <b>0</b>       | <b>48</b>  | <b>927</b>      |
| HAMPSHIRE         | 124          | 204          | 11                | 14           | 14            | 31             | 7                  | 0              | 25         | 430             |
| HARDY             | 96           | 200          | 8                 | 23           | 23            | 52             | 1                  | 0              | 19         | 422             |
| PENDLETON         | 12           | 18           | 6                 | 18           | 5             | 9              | 3                  | 0              | 4          | 75              |
| <b>23 Circuit</b> | <b>300</b>   | <b>152</b>   | <b>0</b>          | <b>45</b>    | <b>24</b>     | <b>380</b>     | <b>25</b>          | <b>6</b>       | <b>9</b>   | <b>941</b>      |
| BERKELEY          | 170          | 75           | 0                 | 24           | 12            | 297            | 22                 | 6              | 5          | 611             |
| JEFFERSON         | 98           | 61           | 0                 | 19           | 9             | 65             | 2                  | 0              | 4          | 258             |
| MORGAN            | 32           | 16           | 0                 | 2            | 3             | 18             | 1                  | 0              | 0          | 72              |
| <b>24 Circuit</b> | <b>51</b>    | <b>45</b>    | <b>61</b>         | <b>19</b>    | <b>19</b>     | <b>216</b>     | <b>9</b>           | <b>22</b>      | <b>5</b>   | <b>447</b>      |
| WAYNE             | 51           | 45           | 61                | 19           | 19            | 216            | 9                  | 22             | 5          | 447             |
| <b>25 Circuit</b> | <b>229</b>   | <b>219</b>   | <b>49</b>         | <b>180</b>   | <b>39</b>     | <b>190</b>     | <b>6</b>           | <b>0</b>       | <b>11</b>  | <b>923</b>      |
| BOONE             | 116          | 86           | 0                 | 135          | 15            | 109            | 5                  | 0              | 6          | 472             |
| LINCOLN           | 113          | 133          | 49                | 45           | 24            | 81             | 1                  | 0              | 5          | 451             |
| <b>26 Circuit</b> | <b>150</b>   | <b>238</b>   | <b>287</b>        | <b>96</b>    | <b>40</b>     | <b>147</b>     | <b>10</b>          | <b>1</b>       | <b>19</b>  | <b>988</b>      |
| LEWIS             | 75           | 72           | 276               | 21           | 15            | 53             | 4                  | 0              | 5          | 521             |
| UPSHUR            | 75           | 166          | 11                | 75           | 25            | 94             | 6                  | 1              | 14         | 467             |
| <b>27 Circuit</b> | <b>219</b>   | <b>330</b>   | <b>7</b>          | <b>21</b>    | <b>5</b>      | <b>194</b>     | <b>0</b>           | <b>0</b>       | <b>5</b>   | <b>781</b>      |
| WYOMING           | 219          | 330          | 7                 | 21           | 5             | 194            | 0                  | 0              | 5          | 781             |
| <b>28 Circuit</b> | <b>61</b>    | <b>39</b>    | <b>1</b>          | <b>5</b>     | <b>4</b>      | <b>96</b>      | <b>3</b>           | <b>0</b>       | <b>1</b>   | <b>210</b>      |
| NICHOLAS          | 61           | 39           | 1                 | 5            | 4             | 96             | 3                  | 0              | 1          | 210             |
| <b>29 Circuit</b> | <b>209</b>   | <b>363</b>   | <b>82</b>         | <b>134</b>   | <b>49</b>     | <b>84</b>      | <b>2</b>           | <b>1</b>       | <b>35</b>  | <b>959</b>      |
| PUTNAM            | 209          | 363          | 82                | 134          | 49            | 84             | 2                  | 1              | 35         | 959             |
| <b>30 Circuit</b> | <b>93</b>    | <b>50</b>    | <b>5</b>          | <b>16</b>    | <b>0</b>      | <b>123</b>     | <b>7</b>           | <b>0</b>       | <b>10</b>  | <b>304</b>      |
| MINGO             | 93           | 50           | 5                 | 16           | 0             | 123            | 7                  | 0              | 10         | 304             |
| <b>31 Circuit</b> | <b>136</b>   | <b>149</b>   | <b>6</b>          | <b>39</b>    | <b>7</b>      | <b>50</b>      | <b>2</b>           | <b>0</b>       | <b>1</b>   | <b>390</b>      |
| MONROE            | 53           | 83           | 3                 | 18           | 4             | 25             | 2                  | 0              | 0          | 188             |
| SUMMERS           | 83           | 66           | 3                 | 21           | 3             | 25             | 0                  | 0              | 1          | 202             |
| <b>WV TOTAL</b>   | <b>6,560</b> | <b>7,954</b> | <b>2,610</b>      | <b>2,489</b> | <b>1,062</b>  | <b>6,882</b>   | <b>326</b>         | <b>458</b>     | <b>764</b> | <b>29,105</b>   |

# AC AVERAGE COST BY PRIMARY CHARGE

**WEST VIRGINIA PUBLIC DEFENDER SERVICES  
 AVERAGE COSTS BY PRIMARY CHARGE FOR 2012  
 DESCENDING ORDER BY TOTAL \$**

| <b>CRIMINAL CHARGE</b>   | <b>AVERAGE</b> | <b>TOTAL \$</b> | <b>NUMBER OF CLAIMS</b> |
|--------------------------|----------------|-----------------|-------------------------|
| ABUSE & NEGLECT          | 1,208.33       | 8,310,868.93    | 6,878                   |
| JUVENILE                 | 616.69         | 1,534,945.11    | 2,489                   |
| CONTROLLED SUBSTANCES    | 712.56         | 1,355,999.40    | 1,903                   |
| DOMESTIC VIOLENCE        | 410.65         | 821,702.00      | 2,001                   |
| MURDER                   | 4,649.49       | 771,815.15      | 166                     |
| BURGLARY                 | 898.26         | 618,005.11      | 688                     |
| GRAND LARCENY            | 866.16         | 538,750.37      | 622                     |
| PAROLE/PROBATION         | 473.99         | 503,381.71      | 1,062                   |
| HABEAS CORPUS            | 2,153.15       | 465,080.75      | 216                     |
| MENTAL HYGIENE           | 175.20         | 457,270.54      | 2,610                   |
| ASSAULT & BATTERY        | 411.33         | 414,207.79      | 1,007                   |
| BREAKING & ENTERING      | 803.40         | 352,693.05      | 439                     |
| SEXUAL ASSAULT           | 1,860.33       | 323,697.11      | 174                     |
| DUI 1ST OFFENSE          | 389.77         | 309,863.64      | 795                     |
| CONSPIRACY               | 767.24         | 283,878.80      | 370                     |
| SUSPEND/REV LICENSE      | 425.51         | 282,111.79      | 663                     |
| MFG/POSS OR DIST OF METH | 1,014.55       | 256,680.68      | 253                     |
| SEXUAL ABUSE             | 1,913.86       | 250,716.27      | 131                     |
| PETIT LARCENY            | 384.13         | 246,614.35      | 642                     |
| FORGERY & UTTERING       | 741.50         | 231,347.68      | 312                     |
| MAL WOUNDING/ASSAULT     | 918.35         | 229,588.42      | 250                     |
| OBSTRUCTION JUSTICE      | 395.13         | 224,434.63      | 568                     |
| ROBBERY                  | 1,237.94       | 195,594.45      | 158                     |
| AGGRAVATED ROBBERY       | 1,614.63       | 193,756.14      | 120                     |
| FRAUD                    | 813.20         | 191,102.74      | 235                     |
| SENTENCE REDUCTION       | 555.63         | 188,914.89      | 340                     |
| DESTRUCTION OF PROPERTY  | 471.63         | 163,182.54      | 346                     |
| ATTEMPT                  | 939.53         | 158,780.35      | 169                     |
| REC/TRANS STOLEN PRO     | 498.12         | 150,929.03      | 303                     |
| SUPREME COURT APPEAL     | 1,878.02       | 144,607.61      | 77                      |
| FAIL TO REG SEX OFFENDER | 668.95         | 95,659.84       | 143                     |
| WANTON ENDANGERMENT      | 807.54         | 91,252.33       | 113                     |
| DUI 3RD OFFENSE          | 798.73         | 86,263.08       | 108                     |
| FALSE PRETENSES          | 582.93         | 79,861.84       | 137                     |
| DEADLY WEAPON            | 568.75         | 76,212.65       | 134                     |
| SHOPLIFTING              | 488.41         | 75,214.55       | 154                     |
| DUI 2ND OFFENSE          | 443.67         | 74,536.31       | 168                     |
| ARSON                    | 1,214.89       | 69,248.48       | 57                      |
| KIDNAPPING               | 1,693.10       | 60,951.52       | 36                      |
| EMBEZZLEMENT             | 770.18         | 58,533.56       | 76                      |
| FALSE SWEARING           | 479.09         | 58,449.34       | 122                     |
| DISORDERLY CONDUCT       | 340.15         | 46,600.93       | 137                     |
| ABUSE & NEGLECT APPEAL   | 1,384.09       | 45,675.12       | 33                      |

**WEST VIRGINIA PUBLIC DEFENDER SERVICES  
 AVERAGE COSTS BY PRIMARY CHARGE FOR 2012  
 DESCENDING ORDER BY TOTAL \$**

| <b>CRIMINAL CHARGE</b> | <b>AVERAGE</b> | <b>TOTAL \$</b> | <b>NUMBER OF CLAIMS</b> |
|------------------------|----------------|-----------------|-------------------------|
| HOME CONFINEMENT       | 376.52         | 44,805.35       | 119                     |
| BRANDISHING WEAPON     | 444.39         | 39,550.51       | 89                      |
| HARASSMENT             | 420.16         | 36,553.76       | 87                      |
| DUI W/ INJURY          | 1,107.01       | 35,424.37       | 32                      |
| FLEEING VEHICLE W/DUI  | 765.38         | 35,207.63       | 46                      |
| FAIL PAY CHILD SUPPORT | 886.04         | 33,669.57       | 38                      |
| TRESPASSING            | 344.31         | 32,020.82       | 93                      |
| CRUELTY TO ANIMALS     | 582.80         | 30,305.56       | 52                      |
| GUARDIAN CHILDREN      | 972.55         | 29,176.41       | 30                      |
| UNLAWFUL WOUNDING      | 735.80         | 28,696.31       | 39                      |
| MAGISTRATE APPEAL      | 839.85         | 27,715.21       | 33                      |
| CONTRIBUTE DEL MINOR   | 392.93         | 25,147.80       | 64                      |
| ACCESSORY              | 543.59         | 24,461.68       | 45                      |
| BOND REDUCTION         | 941.82         | 22,603.76       | 24                      |
| WELFARE FRAUD          | 793.25         | 21,417.88       | 27                      |
| FUGITIVE/JUSTICE       | 223.04         | 21,188.93       | 95                      |
| LEAVE SCENE ACCIDENT   | 544.27         | 20,138.14       | 37                      |
| RECKLESS DRIVING       | 395.32         | 19,765.75       | 50                      |
| PORNOGRAPHY            | 1,071.96       | 18,223.31       | 17                      |
| INTIMIDATE WITNESS     | 871.18         | 17,423.58       | 20                      |
| UNDER AGE DRINKING     | 349.92         | 16,796.01       | 48                      |
| FAILURE TO APPEAR      | 354.28         | 16,297.10       | 46                      |
| MISCELLANEOUS          | 552.51         | 16,022.72       | 29                      |
| STALKING               | 659.40         | 15,825.67       | 24                      |
| AIDING & ABETTING      | 819.20         | 13,926.33       | 17                      |
| INCEST                 | 3,400.24       | 13,600.95       | 4                       |
| JAIL ESCAPE            | 704.81         | 13,391.39       | 19                      |
| TERRORIST ACTS         | 867.20         | 13,007.95       | 15                      |
| EXTRADITION            | 170.82         | 12,811.33       | 75                      |
| SOLICIT/PROSTITUTION   | 502.08         | 12,551.96       | 25                      |
| DNR CHARGE             | 341.33         | 12,288.02       | 36                      |
| ADULT ABUSE            | 955.50         | 10,510.51       | 11                      |
| VOL MANSLAUGHTER       | 9,639.30       | 9,639.30        | 1                       |
| AUTO TAMPERING         | 399.79         | 9,595.05        | 24                      |
| DEL CONTRABAND INMATE  | 635.49         | 9,532.40        | 15                      |
| PERMITTING DUI         | 368.18         | 9,204.44        | 25                      |
| ANIMAL CONTROL         | 426.56         | 8,104.64        | 19                      |
| JOYRIDING              | 338.60         | 6,433.32        | 19                      |
| PUBLIC INTOXICATION    | 369.12         | 6,275.06        | 17                      |
| DISTURB THE PEACE      | 336.98         | 6,065.65        | 18                      |
| INDECENT EXPOSURE      | 418.59         | 5,860.26        | 14                      |
| COUNTERFEITING         | 412.40         | 5,773.60        | 14                      |
| RESTITUTION            | 707.62         | 5,660.94        | 8                       |

**WEST VIRGINIA PUBLIC DEFENDER SERVICES  
 AVERAGE COSTS BY PRIMARY CHARGE FOR 2012  
 DESCENDING ORDER BY TOTAL \$**

| <b>CRIMINAL CHARGE</b> | <b>AVERAGE</b> | <b>TOTAL \$</b> | <b>NUMBER OF CLAIMS</b> |
|------------------------|----------------|-----------------|-------------------------|
| PERMIT UNAUTH/DRIVE    | 347.00         | 5,205.02        | 15                      |
| NO OPERATORS           | 414.80         | 4,977.58        | 12                      |
| NO PROOF OF INS        | 307.73         | 4,923.68        | 16                      |
| EXTORTION              | 1,109.67       | 4,438.69        | 4                       |
| MOTOR VEHICLE SAFETY   | 281.14         | 3,935.92        | 14                      |
| TRUANCY                | 297.99         | 3,873.87        | 13                      |
| RECIDIVIST             | 1,269.09       | 3,807.27        | 3                       |
| TERM PARENTAL RIGHTS   | 794.34         | 3,177.37        | 4                       |
| CONCEAL A MINOR        | 404.31         | 2,830.18        | 7                       |
| CONTEMPT               | 219.74         | 2,636.92        | 12                      |
| NEGLIGENT HOMICIDE     | 1,275.00       | 2,550.00        | 2                       |
| RESISTING ARREST       | 372.63         | 2,235.77        | 6                       |
| EXPUNGEMENT            | 307.32         | 2,151.22        | 7                       |
| SHOOT W/N 500 FEET     | 391.51         | 1,957.55        | 5                       |
| INVOL MANSLAUGHTER     | 1,642.80       | 1,642.80        | 1                       |
| FAIL MAINTAIN CONTROL  | 319.15         | 1,595.74        | 5                       |
| MAKE/USE EXPLOSIVES    | 793.98         | 1,587.95        | 2                       |
| MANDAMUS               | 1,165.50       | 1,165.50        | 1                       |
| LITTERING              | 551.48         | 1,102.96        | 2                       |
| PEACE WARRANT          | 1,006.25       | 1,006.25        | 1                       |
| PERJURY                | 478.50         | 478.50          | 1                       |
| OPEN CONTAINER         | 424.00         | 424.00          | 1                       |
| SPEEDING               | 199.52         | 399.03          | 2                       |
| UNLAWFUL RESTRAINT     | 301.04         | 301.04          | 1                       |
| FORFEITURE             | 170.84         | 170.84          | 1                       |
| WITNESS                | 157.50         | 157.50          | 1                       |
| WORK RELEASE           | 109.20         | 109.20          | 1                       |

|                               |               |                      |               |
|-------------------------------|---------------|----------------------|---------------|
| <b>WV AVERAGE</b>             | <b>754.53</b> |                      |               |
| <b>WV TOTAL \$ AND CLAIMS</b> |               | <b>21,960,493.86</b> | <b>29,105</b> |

# **APPENDIX B: PUBLIC DEFENDER CORPORATIONS STATISTICAL INFORMATION**

## PD CORPORATIONS BOARD OF DIRECTORS CHAIRPERSONS

| <b>CIRCUIT</b>                    | <b>COUNTIES</b>                      | <b>CHAIRS</b>   |
|-----------------------------------|--------------------------------------|---|
| 1 <sup>ST</sup>                   | BROOKE<br>HANCOCK<br>OHIO            | KAREN E. KAHLE, ESQ. CHAIR<br>WHEELING, WV                |
| 2 <sup>ND</sup>                   | MARSHALL<br>TYLER<br>WETZEL          | VICKI VOORHIS, CHAIR<br>NEW MARTINSVILLE, WV              |
| 5 <sup>TH</sup>                   | CALHOUN<br>JACKSON<br>MASON<br>ROANE | JEANETTE ATKINSON, CHAIR<br>SPENCER, WV                   |
| 6 <sup>TH</sup> /24 <sup>TH</sup> | CABELL<br>WAYNE                      | JOHN F. CYRUS, ESQ., CHAIR<br>HUNTINGTON, WV              |
| 7 <sup>TH</sup>                   | LOGAN                                | DON WANDLING, ESQ., CHAIR<br>LOGAN, WV                    |
| 8 <sup>TH</sup>                   | MCDOWELL                             | RONALD HASSAN, ESQ., CHAIR<br>WELCH, WV                   |
| 9 <sup>TH</sup>                   | MERCER                               | WILLIAM O. HUFFMAN, ESQ., CHAIR<br>PRINCETON, WV          |
| 10 <sup>TH</sup>                  | RALEIGH                              | JANE CALVERT, CHAIR<br>CRAB ORCHARD, WV                   |
| 11 <sup>TH</sup>                  | GREENBRIER<br>POCAHONTAS             | PERRY PAULEY, ESQ. ACTING CHAIR<br>LEWISBURG, WV          |
| 12 <sup>TH</sup>                  | FAYETTE                              | FREDERICK H. JESSER, III, ESQ., CHAIR<br>FAYETTEVILLE, WV |
| 13 <sup>TH</sup>                  | KANAWHA                              | LONNIE SIMMONS, ESQ., CHAIR<br>CHARLESTON, WV             |
| 15 <sup>TH</sup>                  | HARRISON                             | GEORGE F. FORDHAM, ESQ., CHAIR<br>CLARKSBURG, WV          |

**PUBLIC DEFENDER CORPORATIONS BOARD CHAIRS CONTINUED**

| <b>CIRCUIT</b>   | <b>COUNTIES</b>                | <b>CHAIRS</b>                                     |
|------------------|--------------------------------|---|
| 18 <sup>TH</sup> | PRESTON                        | CHARLES BROWN, ESQ., CHAIR<br>KINGWOOD, WV        |
| 23 <sup>RD</sup> | BERKLEY<br>JEFFERSON<br>MORGAN | NORWOOD BENTLEY, ESQ., CHAIR<br>MARTINSBURG, WV   |
| 25 <sup>TH</sup> | BOONE<br>LINCOLN               | CRAIG LAVENDER, ESQ., ACTING CHAIR<br>MADISON, WV |
| 28 <sup>TH</sup> | NICHOLAS                       | STEVEN F. KHURI, CHAIR<br>RICHWOOD, WV            |
| 30 <sup>TH</sup> | MINGO                          | JANE MORAN, ESQ., CHAIR<br>WILLIAMSON, WV         |

**WV PUBLIC DEFENDER SERVICES GRANTS  
 CASH DISBURSEMENTS TO PUBLIC DEFENDER CORPORATIONS  
 July 1, 2011 to June 30, 2012**

| CIRCUIT       | DISBURSED<br>CONTRACTUAL<br>AMOUNTS | TOTAL FUNDS<br>ALLOCATED TO<br>EACH CIRCUIT | TOTAL<br>DISBURSED     |
|---------------|-------------------------------------|---|------------------------|
| 1ST           | \$1,391,525.00                      | \$17,361.91                                 | \$1,408,886.91         |
| 2ND           | \$346,949.00                        | \$9,349.36                                  | \$356,298.36           |
| 5TH           | \$882,232.00                        | \$13,021.54                                 | \$895,253.54           |
| 6TH/24TH      | \$2,242,589.00                      | \$21,815.21                                 | \$2,264,404.21         |
| 7TH           | \$663,864.00                        | \$10,242.42                                 | \$674,106.42           |
| 8TH           | \$459,321.00                        | \$8,461.30                                  | \$467,782.30           |
| 9TH           | \$1,164,120.00                      | \$14,693.73                                 | \$1,178,813.73         |
| 10TH          | \$1,256,295.75                      | \$16,027.82                                 | \$1,272,323.57         |
| 11TH          | \$757,004.00                        | \$11,132.48                                 | \$768,136.48           |
| 12TH          | \$564,560.00                        | \$9,350.36                                  | \$573,910.36           |
| 13TH          | \$3,115,259.00                      | \$45,954.78                                 | \$3,161,213.78         |
| 15TH          | \$1,271,845.00                      | \$18,472.85                                 | \$1,290,317.85         |
| 18TH          | \$500,000.00                        | \$8,462.30                                  | \$508,462.30           |
| 23RD          | \$3,260,723.00                      | \$33,602.87                                 | \$3,294,325.87         |
| 25TH          | \$761,865.00                        | \$12,912.60                                 | \$774,777.60           |
| 28TH          | \$361,002.00                        | \$7,572.24                                  | \$368,574.24           |
| 30TH          | \$429,678.00                        | \$8,459.30                                  | \$438,137.30           |
| <b>TOTALS</b> | <b>\$19,428,831.75</b>              | <b>\$266,893.07</b>                         | <b>\$19,695,724.82</b> |

NOTES: Total funds Allocated to Each Circuit represents funds disbursed by the WVPDS on behalf of the Public Defender Corporations for Legal Research, Auditing Services, Information Technology Services, and Auditor Transaction Fees.

# PD HOURS WORKED BY ATTORNEY, BY MONTH

**PUBLIC DEFENDER TIME REPORT PER CIRCUIT FOR PERIOD 07/01/2011 TO 06/30/2012**

|                          | JULY           | AUG            | SEP            | OCT            | NOV            | DEC            | JAN            | FEB            | MAR            | APR            | MAY            | JUN            | TOTAL           |
|--------------------------|----------------|----------------|----------------|----------------|----------------|----------------|----------------|----------------|----------------|----------------|----------------|----------------|-----------------|
| <b>1ST CIRCUIT</b>       |                |                |                |                |                |                |                |                |                |                |                |                |                 |
| AMK                      | 143.1          | 155.5          | 135.2          | 162.9          | 151.8          | 150.0          | 149.3          | 144.0          | 135.3          | 148.5          | 165.3          | 158.8          | 1,799.7         |
| FWB                      | 188.6          | 198.6          | 194.0          | 181.5          | 181.0          | 182.8          | 188.1          | 178.2          | 189.7          | 175.3          | 192.1          | 183.2          | 2,233.1         |
| JW                       | 169.6          | 187.1          | 182.8          | 179.6          | 185.6          | 179.2          | 179.4          | 173.1          | 195.8          | 168.7          | 192.8          | 198.8          | 2,192.5         |
| JMIH                     | 150.0          | 164.7          | 15.0           |                |                |                |                |                |                |                |                |                | 329.7           |
| JFT                      |                |                |                |                | 22.4           | 177.6          | 145.3          | 169.1          | 187.3          | 161.8          | 184.4          | 159.5          | 1,207.4         |
| JJW                      | 156.8          | 165.4          | 164.1          | 157.1          | 169.8          | 168.5          | 165.6          | 158.9          | 158.0          | 148.9          | 175.0          | 159.8          | 1,947.9         |
| RLT                      | 170.7          | 189.5          | 188.6          | 175.9          | 187.7          | 183.0          | 184.7          | 170.6          | 180.7          | 175.7          | 180.2          | 168.1          | 2,155.4         |
| SRS                      | 159.3          | 175.5          | 167.2          | 159.4          | 168.7          | 165.4          | 161.8          | 160.0          | 164.5          | 157.3          | 175.9          | 161.8          | 1,976.8         |
| SMW                      | 165.0          | 196.1          | 173.6          | 166.2          | 165.2          | 176.5          | 175.0          | 167.1          | 173.0          | 157.8          | 179.5          | 166.3          | 2,061.3         |
| TM                       | 174.1          | 189.0          | 175.2          | 172.4          | 181.7          | 179.0          | 175.2          | 170.6          | 180.6          | 172.2          | 186.0          | 168.2          | 2,124.2         |
| <b>Total</b>             | <b>1,477.2</b> | <b>1,621.4</b> | <b>1,395.7</b> | <b>1,355.0</b> | <b>1,413.9</b> | <b>1,562.0</b> | <b>1,524.4</b> | <b>1,491.6</b> | <b>1,564.9</b> | <b>1,466.2</b> | <b>1,631.2</b> | <b>1,524.5</b> | <b>18,028.0</b> |
| <b>2ND CIRCUIT</b>       |                |                |                |                |                |                |                |                |                |                |                |                |                 |
| DLZ                      | 164.6          | 172.5          | 161.4          | 162.8          | 175.1          | 165.3          | 170.6          | 166.1          | 165.6          | 161.5          | 179.8          | 165.6          | 2,010.9         |
| JEG                      | 159.3          | 174.0          | 160.9          | 159.3          | 173.3          | 166.9          | 168.1          | 156.3          | 164.1          | 153.2          | 171.8          | 153.2          | 1,960.4         |
| JLG                      | 150.7          | 163.1          | 150.2          | 150.8          | 158.0          | 160.5          | 157.6          | 149.4          | 155.5          | 147.4          | 164.8          | 149.1          | 1,857.1         |
| JRA                      | 167.2          | 188.6          | 170.0          | 167.8          | 173.2          | 172.1          | 176.1          | 163.2          | 171.4          | 167.5          | 181.8          | 162.6          | 2,061.5         |
| <b>Total</b>             | <b>641.8</b>   | <b>698.2</b>   | <b>642.5</b>   | <b>640.7</b>   | <b>679.6</b>   | <b>664.8</b>   | <b>672.4</b>   | <b>635.0</b>   | <b>656.6</b>   | <b>629.6</b>   | <b>698.2</b>   | <b>630.5</b>   | <b>7,889.9</b>  |
| <b>5TH CIRCUIT TOTAL</b> |                |                |                |                |                |                |                |                |                |                |                |                |                 |
| BCG                      |                |                |                |                |                |                | 23.8           | 180.8          | 190.1          | 180.1          | 197.0          | 168.8          | 940.6           |
| KBP                      | 142.8          | 204.9          | 183.4          | 149.7          | 175.7          | 146.1          | 187.9          | 137.5          | 141.9          | 142.4          | 136.1          | 136.5          | 1,884.9         |
| NW                       | 155.1          | 170.9          | 164.9          | 143.5          | 157.8          | 138.2          | 80.0           |                |                |                |                |                | 1,010.4         |
| PGM                      | 134.7          | 206.2          | 200.4          | 145.0          | 136.8          | 35.1           | 80.0           | 43.3           | 157.3          | 139.4          | 139.0          | 171.0          | 1,588.2         |
| RSJ                      | 140.0          | 137.2          | 144.3          | 75.1           | 3.0            | 185.9          | 169.7          | 112.7          | 1.5            |                |                |                | 969.4           |
| SAS                      | 136.2          | 134.9          | 143.7          | 140.0          | 149.1          | 151.1          | 140.5          | 148.0          | 137.6          | 138.9          | 168.8          | 144.7          | 1,733.5         |
| SBJ                      |                |                |                |                |                |                | 76.8           | 136.0          | 139.7          | 134.8          | 135.0          | 153.2          | 775.5           |
| SS                       |                |                |                |                |                | 1.0            | 6.6            |                |                |                |                |                | 7.6             |
| TCM                      | 176.5          | 192.8          | 178.3          | 169.8          | 174.0          | 176.0          | 176.0          | 82.5           | 178.1          | 169.3          | 198.0          | 168.8          | 2,040.1         |
| <b>Total</b>             | <b>885.3</b>   | <b>1,046.9</b> | <b>1,015.0</b> | <b>823.1</b>   | <b>796.4</b>   | <b>833.4</b>   | <b>941.3</b>   | <b>840.8</b>   | <b>946.2</b>   | <b>904.9</b>   | <b>973.9</b>   | <b>943.0</b>   | <b>10,950.2</b> |
| <b>6TH CIRCUIT</b>       |                |                |                |                |                |                |                |                |                |                |                |                |                 |
| AH                       |                |                |                |                |                |                |                |                |                |                |                | 139.6          | 275.9           |
| AHW                      |                | 26.2           | 143.4          | 143.6          | 143.3          | 137.0          | 138.3          | 159.1          | 161.4          | 143.3          | 16.6           |                | 1,212.2         |
| BWW                      | 164.7          | 181.3          | 152.5          | 159.0          | 155.2          | 154.0          | 163.6          | 149.6          | 161.7          | 138.3          | 176.0          | 167.8          | 1,923.7         |

|                    | JULY           | AUG            | SEP            | OCT            | NOV            | DEC            | JAN            | FEB            | MAR            | APR            | MAY            | JUN            | TOTAL           |
|--------------------|----------------|----------------|----------------|----------------|----------------|----------------|----------------|----------------|----------------|----------------|----------------|----------------|-----------------|
| GOH                | 174.1          | 203.9          | 195.5          | 165.9          | 206.3          | 197.2          | 174.6          | 171.7          | 195.9          | 171.2          | 189.7          | 168.3          | 2,214.3         |
| GS                 | 149.0          | 161.0          | 158.0          | 149.0          | 156.0          | 155.0          | 170.0          | 145.1          | 149.0          | 149.0          | 165.0          | 149.0          | 1,855.1         |
| HLH                | 57.8           | 60.4           | 35.8           | 53.4           | 45.5           | 56.2           | 59.9           | 0.5            |                |                |                |                | 369.5           |
| JPG                | 137.0          | 102.0          | 133.0          | 139.0          | 137.0          | 127.0          | 137.0          | 138.6          | 137.0          | 137.0          | 134.0          | 154.0          | 1,612.6         |
| JPW                |                |                |                |                |                |                |                |                |                |                | 165.6          | 167.0          | 332.6           |
| JSH                | 135.9          | 142.0          | 140.4          | 137.6          | 153.3          | 135.0          | 147.8          | 135.5          | 148.9          | 136.9          | 138.6          | 135.5          | 1,687.4         |
| KC1                | 154.5          | 162.1          | 158.4          | 148.0          | 150.0          | 153.1          | 158.3          | 152.5          | 148.8          | 147.5          | 160.5          | 170.5          | 1,864.2         |
| KLC                |                |                | 1.7            | 0.8            |                |                |                |                |                |                |                |                | 2.5             |
| LJL                | 142.1          | 154.5          | 145.0          | 143.0          | 160.4          | 153.3          | 133.9          | 143.3          | 123.1          |                |                |                | 1,298.6         |
| PDL                | 133.6          | 133.2          | 138.9          | 123.7          | 145.4          | 154.4          | 151.3          | 176.1          | 152.7          | 155.1          | 154.1          | 146.4          | 1,764.9         |
| PEJ                | 174.5          | 186.3          | 177.5          | 171.0          | 189.0          | 175.5          | 180.5          | 178.5          | 177.2          | 177.0          | 187.0          | 170.5          | 2,144.5         |
| REW                | 149.2          | 183.8          | 164.9          | 153.8          | 158.9          | 174.2          | 169.0          | 145.5          | 158.3          | 152.9          | 173.3          | 170.0          | 1,953.8         |
| VW                 | 155.1          | 179.9          | 160.1          | 143.9          | 168.9          | 171.2          | 157.3          | 161.9          | 166.2          | 153.0          | 172.0          | 150.6          | 1,940.1         |
| <b>Total</b>       | <b>1,727.5</b> | <b>1,876.6</b> | <b>1,905.1</b> | <b>1,831.7</b> | <b>1,969.2</b> | <b>1,943.1</b> | <b>1,941.5</b> | <b>1,857.9</b> | <b>1,880.2</b> | <b>1,661.2</b> | <b>1,972.0</b> | <b>1,885.9</b> | <b>22,451.9</b> |
| <b>7TH CIRCUIT</b> |                |                |                |                |                |                |                |                |                |                |                |                |                 |
| ACD                | 140.0          | 161.7          | 145.1          | 141.2          | 149.5          | 153.0          | 151.0          | 138.9          | 144.9          | 140.9          | 150.1          | 145.4          | 1,761.7         |
| DJA                | 196.0          | 158.7          | 167.0          | 143.8          | 172.7          | 179.8          | 173.7          | 155.4          | 166.1          | 161.3          | 177.1          | 175.7          | 2,027.3         |
| DSM                | 140.6          | 165.7          | 160.6          | 142.3          | 147.7          | 162.3          | 164.2          | 143.6          | 151.5          | 143.6          | 163.7          | 144.2          | 1,830.0         |
| GWM                | 137.0          | 142.1          | 141.5          | 141.3          | 137.4          | 137.6          | 135.7          | 140.7          | 138.0          | 133.0          | 136.9          | 136.8          | 1,658.0         |
| <b>Total</b>       | <b>613.6</b>   | <b>628.2</b>   | <b>614.2</b>   | <b>568.6</b>   | <b>607.3</b>   | <b>632.7</b>   | <b>624.6</b>   | <b>578.6</b>   | <b>600.5</b>   | <b>578.8</b>   | <b>627.8</b>   | <b>602.1</b>   | <b>7,277.0</b>  |
| <b>8TH CIRCUIT</b> |                |                |                |                |                |                |                |                |                |                |                |                |                 |
| FAA                | 164.5          | 133.0          | 170.1          | 165.9          | 171.1          | 173.7          | 163.6          | 113.7          | 151.4          | 168.0          | 129.2          | 78.5           | 1,782.7         |
| JMA                | 171.1          | 147.0          | 133.8          | 168.4          | 168.5          | 180.3          | 165.4          | 107.0          | 146.9          | 146.5          | 143.5          | 108.1          | 1,786.5         |
| REB                | 163.5          | 147.8          | 138.4          | 165.4          | 166.8          | 173.5          | 163.4          | 101.4          | 155.0          | 162.5          | 164.9          | 123.4          | 1,826.0         |
| <b>Total</b>       | <b>499.1</b>   | <b>427.8</b>   | <b>442.3</b>   | <b>499.7</b>   | <b>506.4</b>   | <b>527.5</b>   | <b>492.4</b>   | <b>322.1</b>   | <b>453.3</b>   | <b>477.0</b>   | <b>437.6</b>   | <b>310.0</b>   | <b>5,395.2</b>  |
| <b>9TH CIRCUIT</b> |                |                |                |                |                |                |                |                |                |                |                |                |                 |
| DCS                | 161.2          | 176.4          | 165.5          | 158.6          | 174.8          | 152.6          | 160.6          | 149.2          | 159.5          | 148.6          | 162.9          | 149.1          | 1,919.0         |
| EAF                | 164.8          | 140.5          | 167.9          | 146.2          | 136.5          | 146.6          | 159.8          | 155.5          | 161.6          | 166.4          | 168.6          | 145.4          | 1,859.8         |
| EHH                | 160.0          | 171.8          | 165.8          | 162.5          | 170.2          | 175.9          | 166.7          | 162.9          | 169.8          | 160.4          | 173.5          | 158.0          | 1,997.5         |
| GRL                | 194.0          | 183.0          | 167.2          | 165.9          | 173.0          | 165.7          | 161.8          | 171.2          | 169.8          | 164.4          | 175.4          | 157.1          | 2,048.5         |
| KNK                | 158.6          | 170.5          | 157.0          | 154.2          | 176.8          | 168.6          | 149.2          | 151.6          | 164.3          | 161.8          | 178.8          | 148.9          | 1,940.3         |
| SWH                | 133.3          | 140.8          | 142.2          | 140.6          | 142.4          | 131.6          | 140.5          | 136.8          | 140.1          | 137.5          | 133.4          | 139.7          | 1,658.9         |
| TPB                | 150.6          | 165.7          | 159.7          | 151.0          | 159.6          | 163.8          | 163.6          | 155.5          | 161.5          | 155.7          | 164.2          | 154.0          | 1,904.9         |
| <b>Total</b>       | <b>1,122.5</b> | <b>1,148.7</b> | <b>1,125.3</b> | <b>1,079.0</b> | <b>1,133.3</b> | <b>1,104.8</b> | <b>1,102.2</b> | <b>1,082.7</b> | <b>1,126.6</b> | <b>1,094.8</b> | <b>1,156.8</b> | <b>1,052.2</b> | <b>13,328.9</b> |

|                           | JULY    | AUG     | SEP     | OCT     | NOV     | DEC     | JAN     | FEB     | MAR     | APR     | MAY     | JUN     | TOTAL    |
|---------------------------|---------|---------|---------|---------|---------|---------|---------|---------|---------|---------|---------|---------|----------|
| <b>10TH CIRCUIT TOTAL</b> |         |         |         |         |         |         |         |         |         |         |         |         |          |
| BNH                       | 22.9    | 191.8   | 176.5   | 155.5   | 174.0   | 176.0   | 176.0   | 169.0   | 181.0   | 172.5   | 189.6   | 170.0   | 1,954.8  |
| CEG                       | 365.0   | 184.0   | 183.0   | 166.0   | 192.0   | 219.0   | 175.0   | 158.0   | 174.0   | 171.0   | 63.0    |         | 2,050.0  |
| DPB                       | 168.5   | 186.2   | 176.0   | 170.5   | 176.5   | 175.7   | 176.0   | 168.5   | 173.5   | 167.5   | 184.0   | 168.0   | 2,090.9  |
| EBS                       | 167.0   | 183.0   | 176.0   | 168.0   | 178.0   | 177.0   | 177.0   | 167.0   | 178.0   | 168.0   | 177.0   | 170.0   | 2,086.0  |
| GWF                       | 179.2   | 195.2   | 185.8   | 172.7   | 190.5   | 193.5   | 182.1   | 180.4   | 190.8   | 169.0   | 189.0   | 176.8   | 2,205.0  |
| JAN                       | 180.8   | 194.0   | 165.0   | 180.6   | 187.9   | 195.8   | 178.1   | 187.3   | 198.2   | 163.9   | 183.3   | 176.6   | 2,191.5  |
| MJH                       | 163.0   | 184.0   | 176.0   | 168.0   | 176.0   | 175.8   | 176.5   | 168.0   | 177.0   | 168.0   | 184.5   | 170.0   | 2,086.8  |
| MLH                       | 157.6   | 140.4   | 155.9   | 134.3   | 165.3   | 161.5   | 162.1   | 157.9   | 155.2   | 157.7   | 171.3   | 158.1   | 1,877.3  |
| <b>Total</b>              | 1,404.0 | 1,458.6 | 1,394.2 | 1,315.6 | 1,440.2 | 1,474.3 | 1,402.8 | 1,356.1 | 1,427.7 | 1,337.6 | 1,341.7 | 1,189.5 | 16,542.3 |
| <b>11TH CIRCUIT</b>       |         |         |         |         |         |         |         |         |         |         |         |         |          |
| DWB                       | 160.5   | 159.0   |         |         |         |         |         |         |         |         |         |         | 319.5    |
| DWD                       | 162.3   | 168.5   | 173.0   | 168.0   | 178.2   | 162.5   | 177.0   | 159.5   | 168.5   | 215.5   | 216.0   | 184.5   | 2,133.5  |
| JLE                       | 171.0   | 181.9   | 174.3   | 163.5   | 174.5   | 172.5   | 167.0   | 174.5   | 174.5   | 165.5   | 189.0   | 173.0   | 2,081.2  |
| SP                        | 175.5   | 184.5   | 178.0   | 173.0   | 181.5   | 179.5   | 178.0   | 164.5   | 177.5   | 178.0   | 182.5   | 172.5   | 2,125.0  |
| TAW                       |         |         |         |         |         |         | 21.0    | 165.2   | 168.0   | 163.0   | 153.0   | 85.0    | 755.2    |
| <b>Total</b>              | 669.3   | 693.9   | 525.3   | 504.5   | 534.2   | 514.5   | 543.0   | 663.7   | 688.5   | 722.0   | 740.5   | 615.0   | 7,414.4  |
| <b>12TH CIRCUIT</b>       |         |         |         |         |         |         |         |         |         |         |         |         |          |
| ES                        | 160.1   | 184.1   | 171.8   | 161.2   | 166.3   | 181.6   | 160.1   | 168.6   | 176.4   | 168.9   | 176.6   | 160.7   | 2,036.4  |
| EC                        | 176.8   | 182.0   | 172.5   | 166.3   | 173.7   | 171.3   | 167.5   | 169.4   | 176.8   | 170.5   | 181.6   | 165.8   | 2,074.2  |
| JA                        | 169.0   | 184.0   | 176.0   | 175.4   | 188.0   | 178.0   | 177.8   | 168.0   | 176.0   | 168.0   | 185.5   | 168.0   | 2,113.7  |
| NF                        | 172.1   | 189.2   | 184.0   | 193.6   | 190.7   | 179.6   | 179.2   | 174.6   | 184.5   | 170.8   | 181.3   | 191.0   | 2,190.6  |
| <b>Total</b>              | 678.0   | 739.3   | 704.3   | 696.5   | 718.7   | 710.5   | 684.6   | 680.6   | 713.7   | 678.2   | 725.0   | 685.5   | 8,414.9  |
| <b>13TH CIRCUIT</b>       |         |         |         |         |         |         |         |         |         |         |         |         |          |
| AEB                       | 174.1   | 189.9   | 181.2   | 177.2   | 176.4   | 180.1   | 178.6   | 177.9   | 184.6   | 173.3   | 181.5   | 189.4   | 2,164.2  |
| BAB                       | 165.5   | 178.0   | 174.0   | 170.0   | 172.0   | 199.0   | 173.0   | 166.5   | 172.0   | 168.5   | 183.5   | 169.0   | 2,091.0  |
| BSC                       |         |         | 24.0    | 161.0   | 175.1   | 178.4   | 177.3   | 167.7   | 174.0   | 166.7   | 184.9   | 182.3   | 1,591.4  |
| BWH                       |         |         |         |         |         |         |         | 58.9    | 178.5   | 170.4   | 188.3   | 169.6   | 765.7    |
| CW                        | 160.0   | 178.0   | 173.0   | 167.0   | 171.0   | 170.0   | 170.5   | 161.6   | 170.0   | 152.0   | 182.5   | 159.0   | 2,014.6  |
| DKP                       | 164.9   | 181.9   | 176.0   | 166.1   | 182.4   | 169.8   | 175.3   | 167.7   | 168.6   | 166.2   | 181.1   | 161.0   | 2,061.0  |
| DLM                       | 155.0   | 171.0   | 164.1   | 158.0   | 180.0   | 166.3   | 174.0   | 165.3   | 179.0   | 165.5   | 183.5   | 167.6   | 2,029.3  |
| GA                        | 213.8   | 262.2   | 234.7   | 205.3   | 241.7   | 225.7   | 204.4   | 203.1   | 214.1   | 184.3   | 208.9   | 184.8   | 2,583.0  |
| GC                        | 175.5   | 184.2   | 179.3   | 180.3   | 180.6   | 179.0   | 182.2   | 191.1   | 218.3   | 205.1   | 217.0   | 187.5   | 2,280.1  |
| GM                        | 197.3   | 203.2   | 181.5   | 176.2   | 184.4   | 186.5   | 187.7   | 162.3   | 180.4   | 171.2   | 187.8   | 179.9   | 2,198.4  |
| JDN                       |         |         |         |         | 102.2   | 178.3   | 193.2   | 179.8   | 188.0   | 190.2   | 217.0   | 189.8   | 1,438.5  |

|                     | JULY    | AUG     | SEP     | OCT     | NOV     | DEC     | JAN     | FEB     | MAR     | APR     | MAY     | JUN     | TOTAL    |
|---------------------|---------|---------|---------|---------|---------|---------|---------|---------|---------|---------|---------|---------|----------|
| JDP                 | 163.4   | 177.7   | 175.0   | 161.9   | 175.8   | 175.5   | 176.6   | 168.7   | 178.7   | 171.7   | 187.0   | 177.1   | 2,089.1  |
| JMC                 | 178.7   | 184.0   | 179.5   | 170.0   | 178.0   | 178.0   | 177.0   | 178.6   | 180.0   | 170.0   | 210.0   | 168.0   | 2,151.8  |
| JMIM                | 168.9   | 194.4   | 167.8   | 165.9   | 173.8   | 170.2   | 175.0   | 163.0   | 176.8   | 166.0   | 181.0   | 173.5   | 2,076.3  |
| JPS                 | 168.0   | 184.0   | 174.0   | 165.0   | 173.0   | 176.5   | 176.0   | 178.0   | 175.0   | 170.8   | 184.0   | 168.0   | 2,092.3  |
| KAK                 | 154.2   | 169.9   | 166.9   | 150.6   | 167.5   | 153.0   | 156.2   | 160.8   | 153.1   | 147.0   | 164.4   | 149.6   | 1,893.2  |
| KHA                 | 169.5   | 185.9   | 171.0   | 169.0   | 170.0   | 182.5   | 175.5   | 166.5   | 173.5   | 168.5   | 192.0   | 172.8   | 2,096.7  |
| LMP                 | 176.5   | 195.9   | 187.4   | 169.6   | 175.4   | 175.0   | 177.6   | 168.0   | 176.2   | 172.7   | 190.1   | 174.8   | 2,139.2  |
| MDB                 | 168.2   | 182.9   | 181.8   | 169.7   | 170.4   | 169.5   | 173.6   | 168.9   | 176.3   | 172.2   | 190.4   | 169.5   | 2,093.4  |
| RC                  | 167.0   | 181.0   | 175.5   | 171.5   | 176.0   | 176.0   | 177.0   | 171.3   | 179.4   | 168.3   | 84.4    | 15.4    | 1,842.8  |
| REH                 | 175.7   | 235.8   | 185.8   | 159.2   | 162.8   | 157.7   | 174.7   | 160.9   | 158.9   | 161.5   | 174.6   | 184.1   | 2,091.7  |
| RMS                 | 188.1   | 201.6   | 187.6   | 168.8   | 190.4   | 175.1   | 186.6   | 186.0   | 200.5   | 190.3   | 216.5   | 199.8   | 2,291.3  |
| SEW                 | 229.4   | 231.1   | 232.5   | 267.5   | 241.2   | 211.7   | 205.7   | 179.8   | 185.9   | 179.5   | 205.3   | 181.3   | 2,550.9  |
| SJC                 | 104.8   |         |         |         |         |         |         |         |         |         |         |         | 104.8    |
| SPW                 | 171.5   | 186.5   | 188.0   | 188.0   | 16.0    |         |         |         |         |         |         |         | 750.0    |
| TSS                 | 171.0   | 184.0   | 180.0   | 167.0   | 176.0   | 176.0   | 175.0   | 174.0   | 176.0   | 167.0   | 183.0   | 166.0   | 2,095.0  |
| ZAS                 | 167.5   | 178.0   | 173.0   | 166.0   | 174.3   | 175.5   | 181.5   | 170.0   | 174.5   | 167.0   | 185.0   | 167.5   | 2,079.8  |
| <b>Total</b>        | 4,128.5 | 4,421.1 | 4,213.6 | 4,170.8 | 4,286.4 | 4,285.3 | 4,304.2 | 4,196.4 | 4,492.3 | 4,285.9 | 4,663.7 | 4,207.3 | 51,655.5 |
| <b>15TH CIRCUIT</b> |         |         |         |         |         |         |         |         |         |         |         |         |          |
| EDH                 | 1.8     |         |         |         |         |         |         |         | 1.2     |         | 3.5     |         | 6.5      |
| GLD                 | 171.9   | 167.5   | 171.8   | 175.9   | 153.4   | 158.1   | 193.9   | 171.1   | 168.4   | 176.4   | 194.2   | 158.3   | 2,060.9  |
| HKS                 | 162.5   | 183.0   | 172.5   | 164.1   | 183.6   | 160.0   | 157.6   | 169.5   | 176.2   | 171.3   | 185.5   | 163.5   | 2,049.3  |
| JC                  |         |         | 0.5     |         |         |         |         |         |         |         |         |         | 0.5      |
| JEC                 | 161.0   | 173.8   | 171.0   | 162.6   | 167.6   | 176.3   | 146.7   | 173.4   | 169.8   | 164.3   | 171.5   | 144.7   | 1,982.7  |
| KAC                 | 155.1   | 161.9   | 153.5   | 153.2   | 163.4   | 159.3   | 165.5   | 167.0   | 162.8   | 169.7   | 185.0   | 159.3   | 1,955.7  |
| NCU                 | 207.2   | 208.7   | 193.5   | 173.0   | 171.0   | 173.9   | 185.2   | 157.0   | 226.5   | 153.0   | 201.1   | 173.5   | 2,223.6  |
| VW                  | 174.3   | 234.4   | 215.9   | 189.0   | 216.7   | 209.6   | 207.3   | 162.2   | 187.4   | 183.7   | 168.7   | 179.3   | 2,328.5  |
| WRW                 | 140.2   | 160.4   | 154.5   | 144.7   | 148.7   | 147.3   | 162.2   | 139.2   | 149.9   | 135.9   | 144.1   |         | 1,627.1  |
| WWN                 | 155.3   | 161.6   | 167.3   | 153.0   | 152.2   | 175.4   | 169.2   | 147.7   | 155.4   | 151.1   | 158.4   | 156.0   | 1,902.6  |
| <b>Total</b>        | 1,329.3 | 1,451.3 | 1,400.5 | 1,315.5 | 1,356.6 | 1,359.9 | 1,387.6 | 1,287.1 | 1,397.6 | 1,305.4 | 1,412.0 | 1,134.6 | 16,137.4 |
| <b>18TH CIRCUIT</b> |         |         |         |         |         |         |         |         |         |         |         |         |          |
| CLN                 | 157.0   | 177.3   | 158.8   | 163.3   | 174.2   | 160.9   | 163.8   | 161.6   | 163.8   | 158.4   | 172.9   | 150.0   | 1,962.0  |
| RRG                 | 159.0   | 169.3   | 169.5   | 152.5   | 162.2   | 158.7   | 169.6   | 152.8   | 155.0   | 151.5   | 176.0   | 158.4   | 1,934.5  |
| SCC                 | 168.4   | 166.8   | 177.6   | 167.1   | 164.3   | 172.7   | 165.1   | 160.3   | 174.9   | 183.9   | 175.0   | 162.9   | 2,039.0  |
| <b>Total</b>        | 484.4   | 513.4   | 505.9   | 482.9   | 500.7   | 492.3   | 498.5   | 474.7   | 493.7   | 493.8   | 523.9   | 471.3   | 5,935.5  |

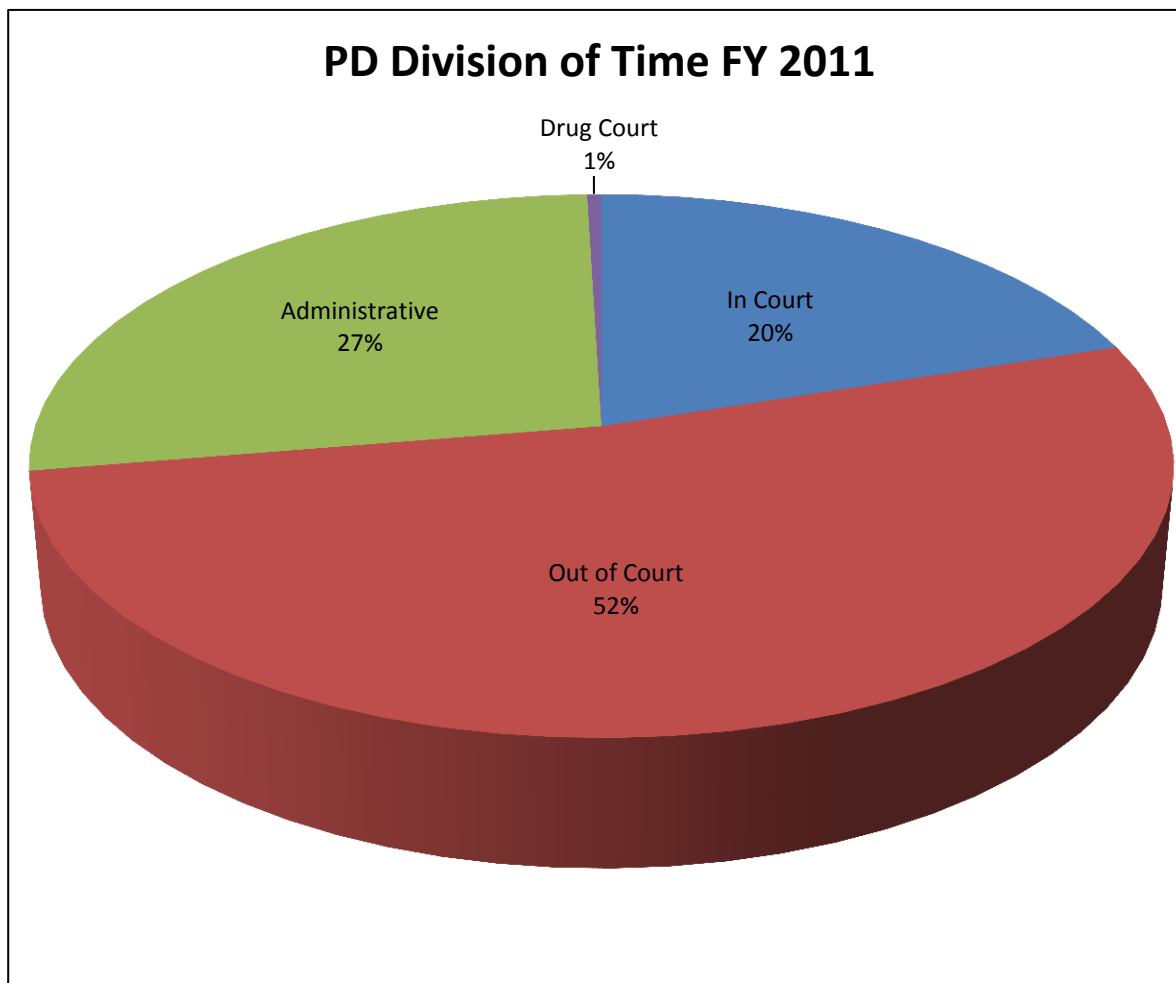
|                     | JULY    | AUG     | SEP     | OCT     | NOV     | DEC     | JAN     | FEB     | MAR     | APR     | MAY     | JUN     | TOTAL    |
|---------------------|---------|---------|---------|---------|---------|---------|---------|---------|---------|---------|---------|---------|----------|
| <b>23RD CIRCUIT</b> |         |         |         |         |         |         |         |         |         |         |         |         |          |
| BAB                 | 171.0   | 188.5   | 178.5   | 169.5   | 177.5   | 182.0   | 171.9   | 174.5   | 169.1   | 165.0   | 187.5   | 178.0   | 2,113.0  |
| CLL                 | 153.0   | 184.0   | 176.0   | 153.0   | 159.0   | 159.9   | 161.9   | 150.1   | 147.1   | 150.1   | 165.2   | 150.2   | 1,909.5  |
| DAL                 | 168.4   | 184.7   | 176.0   | 177.0   | 180.0   | 177.5   | 174.0   | 168.0   | 184.5   | 169.0   | 184.8   | 169.5   | 2,113.4  |
| DMW                 | 147.0   | 150.0   | 145.0   | 140.5   | 152.0   | 145.0   | 149.5   | 137.5   | 141.5   | 139.0   | 145.5   | 141.0   | 1,733.5  |
| FHP                 | 144.5   | 187.0   | 154.5   | 151.5   | 143.5   | 158.5   | 172.0   | 185.5   | 173.0   | 163.0   | 164.6   | 169.5   | 1,967.1  |
| HAS                 | 168.1   | 183.5   | 173.5   | 169.0   | 150.5   | 178.6   | 181.5   | 166.8   | 179.0   | 170.5   | 178.5   | 169.5   | 2,069.0  |
| JBR                 | 14.1    | 22.0    | 23.1    | 22.6    | 44.0    | 17.0    | 20.2    | 32.6    | 27.1    | 30.1    | 22.7    | 15.5    | 291.0    |
| JHL                 | 166.0   | 176.0   | 169.4   | 166.0   | 164.0   | 163.6   | 169.7   | 157.5   | 166.7   | 160.0   | 173.0   | 159.0   | 1,990.9  |
| JJG                 | 143.0   | 156.0   | 156.0   | 159.0   | 146.0   | 155.6   | 158.7   | 152.0   | 154.0   | 144.0   | 170.0   | 148.0   | 1,842.3  |
| JMW                 | 177.6   | 193.0   | 180.0   | 174.0   | 175.5   | 182.0   | 206.2   | 175.2   | 175.2   | 179.5   | 179.1   | 163.0   | 2,160.3  |
| JPA                 | 164.5   | 168.7   | 173.0   | 160.0   | 174.0   | 172.5   | 166.9   | 166.6   | 185.0   | 164.0   | 181.5   | 162.5   | 2,039.2  |
| JRK                 |         | 22.0    | 148.0   | 159.0   | 136.0   | 157.8   | 161.6   | 157.5   | 169.0   | 164.0   | 173.5   | 161.0   | 1,609.4  |
| JRW                 | 162.0   | 179.0   | 168.0   | 161.0   | 168.5   | 165.3   | 173.3   | 163.7   | 164.5   | 163.5   | 176.5   | 163.0   | 2,008.3  |
| JSM                 | 150.5   | 162.0   | 158.0   | 155.0   | 141.0   | 145.0   | 148.9   | 142.2   | 154.2   | 148.0   | 149.0   | 149.5   | 1,803.3  |
| MKF                 | 170.2   | 176.5   | 164.1   | 168.7   | 163.0   | 155.1   | 166.4   | 149.0   | 158.5   | 161.3   | 165.5   | 152.2   | 1,950.5  |
| MTS                 | 160.0   | 184.0   | 179.0   | 167.5   | 177.0   | 178.4   | 180.7   | 169.1   | 176.0   | 169.0   | 177.0   | 168.0   | 2,085.7  |
| TBC                 | 168.0   | 184.7   | 174.3   | 170.5   | 176.0   | 177.5   | 183.4   | 165.0   | 177.1   | 168.2   | 184.5   | 170.5   | 2,099.7  |
| TED                 | 191.0   | 200.0   | 173.1   | 176.0   | 164.0   | 162.1   | 195.4   | 166.4   | 177.0   | 180.1   | 190.3   | 200.3   | 2,175.7  |
| TS                  | 192.5   | 197.2   | 160.0   | 176.8   | 164.0   | 176.0   | 198.1   | 199.7   | 173.5   | 173.0   | 178.5   | 175.5   | 2,164.8  |
| WD                  | 159.0   | 185.0   | 162.4   | 163.2   | 172.5   | 158.7   | 178.8   | 166.6   | 169.2   | 169.5   | 174.9   | 157.8   | 2,017.6  |
| <b>Total</b>        | 2,970.4 | 3,283.8 | 3,191.9 | 3,139.8 | 3,128.0 | 3,168.1 | 3,319.1 | 3,145.5 | 3,221.2 | 3,130.8 | 3,322.1 | 3,123.5 | 38,144.2 |
| <b>24TH CIRCUIT</b> |         |         |         |         |         |         |         |         |         |         |         |         |          |
| DLP                 | 173.6   | 182.2   | 181.0   | 182.0   | 180.3   | 184.8   | 206.0   | 174.5   | 184.5   | 194.9   | 182.2   | 172.3   | 2,198.3  |
| DRQ                 | 160.5   | 175.0   | 172.7   | 173.2   | 149.9   | 165.0   | 171.8   | 163.7   | 171.7   | 164.1   | 182.5   | 161.2   | 2,011.3  |
| JPW                 | 113.5   | 165.0   | 162.1   | 142.0   | 167.5   | 174.3   | 147.4   | 143.3   | 10.6    |         |         |         | 1,225.7  |
| REW                 | 8.7     | 1.9     | 15.8    | 7.1     | 2.2     | 11.9    | 12.1    | 26.1    | 27.8    | 21.7    | 12.2    | 12.6    | 160.1    |
| TEM                 |         |         |         |         |         |         |         | 3.5     | 137.5   | 142.3   | 171.0   | 142.0   | 596.3    |
| VHM                 |         |         |         |         |         |         |         |         |         |         | 24.5    | 167.1   | 191.6    |
| <b>Total</b>        | 456.3   | 524.1   | 531.6   | 504.3   | 499.9   | 536.0   | 537.3   | 511.1   | 532.1   | 523.0   | 572.4   | 655.2   | 6,383.3  |
| <b>25TH CIRCUIT</b> |         |         |         |         |         |         |         |         |         |         |         |         |          |
| DJL                 | 160.0   | 184.0   | 132.0   | 160.0   | 160.0   | 168.0   | 160.0   | 160.0   | 172.0   | 169.0   | 184.0   | 155.0   | 1,964.0  |
| HCW                 | 169.5   | 183.0   | 176.5   | 162.0   | 181.0   | 175.5   | 183.5   | 167.5   | 176.0   | 170.0   | 192.5   | 165.0   | 2,102.0  |
| HRN                 | 164.5   | 167.0   | 172.0   | 166.5   | 171.5   | 163.5   | 171.0   | 164.0   | 155.5   | 145.1   | 141.5   | 173.0   | 1,955.1  |
| MNM                 | 155.5   | 160.1   | 151.4   | 161.5   | 161.3   | 165.2   | 167.1   | 155.7   | 165.5   | 160.8   | 179.3   | 154.5   | 1,937.9  |

|                     | JULY            | AUG             | SEP             | OCT             | NOV             | DEC             | JAN             | FEB             | MAR             | APR             | MAY             | JUN             | TOTAL            |
|---------------------|-----------------|-----------------|-----------------|-----------------|-----------------|-----------------|-----------------|-----------------|-----------------|-----------------|-----------------|-----------------|------------------|
| RLW                 | 139.2           | 182.3           | 175.5           | 168.0           | 160.0           | 176.0           | 176.0           | 172.1           | 175.5           | 163.0           | 176.0           | 144.0           | 2,007.6          |
| RMR                 | 157.7           | 173.4           | 165.4           | 155.0           | 176.0           | 172.0           | 164.6           | 175.1           | 166.9           | 163.2           | 181.8           | 158.6           | 2,009.7          |
| <b>Total</b>        | 946.4           | 1,049.8         | 972.8           | 973.0           | 1,009.8         | 1,020.2         | 1,022.2         | 994.4           | 1,011.4         | 971.1           | 1,055.1         | 950.1           | 11,976.3         |
| <b>28TH CIRCUIT</b> |                 |                 |                 |                 |                 |                 |                 |                 |                 |                 |                 |                 |                  |
| CAS                 | 154.7           | 181.8           | 172.4           | 168.8           | 176.6           | 175.6           | 176.7           | 170.6           | 173.7           | 169.1           | 184.3           | 169.4           | 2,073.7          |
| SW                  | 149.6           | 160.5           | 154.0           | 148.5           | 151.0           | 159.5           | 156.7           | 151.0           | 157.5           | 152.5           | 155.5           | 159.0           | 1,855.3          |
| <b>Total</b>        | 304.3           | 342.3           | 326.4           | 317.3           | 327.6           | 335.1           | 333.4           | 321.6           | 331.2           | 321.6           | 339.8           | 328.4           | 3,929.0          |
| <b>30TH CIRCUIT</b> |                 |                 |                 |                 |                 |                 |                 |                 |                 |                 |                 |                 |                  |
| DAF                 | 182.1           | 181.0           | 196.7           | 195.3           | 192.5           | 158.1           | 175.3           | 161.3           | 186.1           | 182.8           | 173.3           | 172.8           | 2,157.3          |
| JJ                  | 175.4           | 199.3           | 187.5           | 179.9           | 179.6           | 174.0           | 168.9           | 191.1           | 177.1           | 167.6           | 204.1           | 172.1           | 2,176.6          |
| PM                  |                 |                 |                 | 12.9            | 169.1           | 185.0           | 183.3           | 185.2           | 147.3           | 144.9           | 194.3           | 176.2           | 1,398.2          |
| SJK                 |                 |                 |                 |                 |                 | 3.0             |                 |                 |                 |                 |                 |                 | 3.0              |
| TM                  | 171.6           | 180.5           | 174.5           | 154.9           | 177.0           | 165.0           | 171.2           | 166.0           | 169.4           | 175.7           | 205.4           | 210.9           | 2,122.1          |
| <b>Total</b>        | 529.1           | 560.8           | 558.7           | 543.0           | 718.2           | 685.1           | 698.7           | 703.6           | 679.9           | 671.0           | 777.1           | 732.0           | 7,857.2          |
| <b>TOTAL</b>        | <b>20,867.0</b> | <b>22,486.2</b> | <b>21,465.3</b> | <b>20,761.0</b> | <b>21,626.4</b> | <b>21,849.6</b> | <b>22,030.2</b> | <b>21,143.5</b> | <b>22,217.6</b> | <b>21,252.9</b> | <b>22,970.8</b> | <b>21,040.6</b> | <b>259,711.1</b> |

**PD HOURS WORKED  
BY ATTORNEY IN  
COURT / OUT OF  
COURT /  
ADMINISTRATIVE /  
DRUG COURT**

**PUBLIC DEFENDER CORPORATION TIME FOR FY 2012  
BY IN COURT / OUT OF COURT / ADMINISTRATIVE / DRUG COURT**

|                       |                  |
|-----------------------|------------------|
| <b>In Court</b>       | 51,888.2         |
| <b>Out of Court</b>   | 136,107.9        |
| <b>Administrative</b> | 70,511.2         |
| <b>Drug Court</b>     | 1,203.8          |
| <b>TOTAL TIME</b>     | <b>259,711.1</b> |



**WV PUBLIC DEFENDER CORPORATIONS ATTORNEY TIME  
 BY IN COURT/OUT OF COURT/ADMINISTRATION/ DRUG COURT FOR FY 2012**

| <b>CIRCUIT/<br/>ATTORNEY</b> | <b>IN<br/>COURT</b> | <b>OUT OF<br/>COURT</b> | <b>ADMIN.</b>  | <b>DRUG<br/>COURT</b> | <b>TOTAL</b>    |
|------------------------------|---------------------|-------------------------|----------------|-----------------------|-----------------|
| <b>1ST CIRCUIT</b>           |                     |                         |                |                       |                 |
| AMK                          | 113.6               | 1,268.2                 | 417.9          | 0.0                   | 1,799.7         |
| FWB                          | 327.4               | 1,481.5                 | 424.2          | 0.0                   | 2,233.1         |
| JFT                          | 160.8               | 880.0                   | 166.6          | 0.0                   | 1,207.4         |
| JJW                          | 451.7               | 1,178.9                 | 317.3          | 0.0                   | 1,947.9         |
| JMH                          | 61.0                | 181.2                   | 87.5           | 0.0                   | 329.7           |
| JW                           | 251.8               | 1,082.5                 | 782.1          | 76.1                  | 2,192.5         |
| RLT                          | 211.1               | 1,504.3                 | 440.0          | 0.0                   | 2,155.4         |
| SMW                          | 268.4               | 1,212.9                 | 580.0          | 0.0                   | 2,061.3         |
| SRS                          | 131.6               | 1,576.0                 | 269.2          | 0.0                   | 1,976.8         |
| TM                           | 244.2               | 1,519.9                 | 360.1          | 0.0                   | 2,124.2         |
| <b>TOTAL</b>                 | <b>2,221.6</b>      | <b>11,885.4</b>         | <b>3,844.9</b> | <b>76.1</b>           | <b>18,028.0</b> |
| <b>2ND CIRCUIT</b>           |                     |                         |                |                       |                 |
| DLZ                          | 114.2               | 916.4                   | 980.3          | 0.0                   | 2,010.9         |
| JEG                          | 95.8                | 1,360.2                 | 504.4          | 0.0                   | 1,960.4         |
| JLG                          | 252.5               | 1,205.8                 | 398.8          | 0.0                   | 1,857.1         |
| JRA                          | 124.7               | 1,377.9                 | 558.9          | 0.0                   | 2,061.5         |
| <b>TOTAL</b>                 | <b>587.2</b>        | <b>4,860.3</b>          | <b>2,442.4</b> | <b>0.0</b>            | <b>7,889.9</b>  |
| <b>5TH CIRCUIT</b>           |                     |                         |                |                       |                 |
| KBP                          | 466.8               | 899.9                   | 518.2          | 0.0                   | 1,884.9         |
| NW                           | 204.9               | 415.5                   | 390.0          | 0.0                   | 1,010.4         |
| PGM                          | 281.2               | 977.0                   | 330.0          | 0.0                   | 1,588.2         |
| RSJ                          | 112.4               | 274.0                   | 110.2          | 0.0                   | 496.6           |
| SAS                          | 360.0               | 894.7                   | 478.8          | 0.0                   | 1,733.5         |
| SBJ                          | 165.6               | 447.4                   | 162.5          | 0.0                   | 775.5           |
| BCG                          | 199.3               | 563.8                   | 177.5          | 0.0                   | 940.6           |
| PGM                          | 162.8               | 203.4                   | 106.5          | 0.0                   | 472.7           |
| RSJ                          | 0.0                 | 0.1                     | 0.0            | 0.0                   | 0.1             |
| SS                           | 5.5                 | 2.1                     | 0.0            | 0.0                   | 7.6             |
| TCM                          | 314.6               | 921.5                   | 804.0          | 0.0                   | 2,040.1         |
| <b>TOTAL</b>                 | <b>2,273.1</b>      | <b>5,599.4</b>          | <b>3,077.7</b> | <b>0.0</b>            | <b>10,950.2</b> |
| <b>6TH CIRCUIT</b>           |                     |                         |                |                       |                 |
| AHW                          | 766.1               | 516.0                   | 206.0          | 0.0                   | 1,488.1         |
| BWW                          | 828.7               | 652.8                   | 435.7          | 6.5                   | 1,923.7         |
| GOH                          | 572.2               | 1,294.1                 | 348.0          | 0.0                   | 2,214.3         |
| GS                           | 13.0                | 1,213.1                 | 629.0          | 0.0                   | 1,855.1         |
| HLH                          | 75.8                | 293.7                   | 0.0            | 0.0                   | 369.5           |
| JPG                          | 359.0               | 844.6                   | 409.0          | 0.0                   | 1,612.6         |
| JPW                          | 99.5                | 153.3                   | 79.8           | 0.0                   | 332.6           |
| JSH                          | 750.7               | 464.2                   | 322.5          | 150.0                 | 1,687.4         |
| KC1                          | 509.7               | 913.2                   | 441.3          | 0.0                   | 1,864.2         |
| KLC                          | 1.1                 | 1.4                     | 0.0            | 0.0                   | 2.5             |
| LJL                          | 151.7               | 707.9                   | 439.0          | 0.0                   | 1,298.6         |

|              |                |                 |                |              |                 |
|--------------|----------------|-----------------|----------------|--------------|-----------------|
| PDL          | 415.7          | 836.1           | 423.8          | 89.3         | 1,764.9         |
| PEJ          | 641.5          | 976.5           | 526.5          | 0.0          | 2,144.5         |
| REW          | 125.1          | 1,072.9         | 755.8          | 0.0          | 1,953.8         |
| VW           | 368.1          | 1,257.2         | 314.8          | 0.0          | 1,940.1         |
| <b>TOTAL</b> | <b>5,677.9</b> | <b>11,197.0</b> | <b>5,331.2</b> | <b>245.8</b> | <b>22,451.9</b> |

**7TH CIRCUIT**

|              |                |                |                |             |                |
|--------------|----------------|----------------|----------------|-------------|----------------|
| ACD          | 289.1          | 952.5          | 499.1          | 21.0        | 1,761.7        |
| DJA          | 195.6          | 1,295.5        | 523.1          | 13.1        | 2,027.3        |
| DSM          | 389.7          | 1,032.6        | 407.7          | 0.0         | 1,830.0        |
| GWM          | 220.2          | 929.9          | 507.9          | 0.0         | 1,658.0        |
| <b>TOTAL</b> | <b>1,094.6</b> | <b>4,210.5</b> | <b>1,937.8</b> | <b>34.1</b> | <b>7,277.0</b> |

**8TH CIRCUIT**

|              |              |                |              |            |                |
|--------------|--------------|----------------|--------------|------------|----------------|
| FAA          | 230.7        | 1,213.5        | 338.5        | 0.0        | 1,782.7        |
| JMA          | 391.1        | 1,123.4        | 272.0        | 0.0        | 1,786.5        |
| REB          | 360.1        | 1,282.9        | 183.0        | 0.0        | 1,826.0        |
| <b>TOTAL</b> | <b>981.9</b> | <b>3,619.8</b> | <b>793.5</b> | <b>0.0</b> | <b>5,395.2</b> |

**9TH CIRCUIT**

|              |                |                |                |             |                 |
|--------------|----------------|----------------|----------------|-------------|-----------------|
| DCS          | 401.9          | 1,231.1        | 286.0          | 0.0         | 1,919.0         |
| EAF          | 282.5          | 1,066.9        | 510.4          | 0.0         | 1,859.8         |
| EHH          | 480.2          | 950.2          | 567.1          | 0.0         | 1,997.5         |
| GRL          | 301.2          | 942.9          | 804.4          | 0.0         | 2,048.5         |
| KNK          | 397.3          | 1,088.1        | 435.8          | 19.1        | 1,940.3         |
| SWH          | 399.2          | 754.6          | 505.1          | 0.0         | 1,658.9         |
| TPB          | 124.1          | 494.3          | 1,261.3        | 25.2        | 1,904.9         |
| <b>TOTAL</b> | <b>2,386.4</b> | <b>6,528.1</b> | <b>4,370.1</b> | <b>44.3</b> | <b>13,328.9</b> |

**10TH CIRCUIT**

|              |                |                |                |            |                 |
|--------------|----------------|----------------|----------------|------------|-----------------|
| BNH          | 469.7          | 1,202.6        | 282.5          | 0.0        | 1,954.8         |
| CEG          | 772.0          | 849.5          | 428.5          | 0.0        | 2,050.0         |
| DPB          | 624.2          | 1,104.7        | 362.0          | 0.0        | 2,090.9         |
| EBS          | 969.0          | 320.0          | 797.0          | 0.0        | 2,086.0         |
| GWF          | 402.8          | 1,275.5        | 526.7          | 0.0        | 2,205.0         |
| JAN          | 415.5          | 1,163.0        | 613.0          | 0.0        | 2,191.5         |
| MJH          | 486.8          | 1,220.0        | 380.0          | 0.0        | 2,086.8         |
| MLH          | 263.1          | 1,075.1        | 539.1          | 0.0        | 1,877.3         |
| <b>TOTAL</b> | <b>4,403.1</b> | <b>8,210.4</b> | <b>3,928.8</b> | <b>0.0</b> | <b>16,542.3</b> |

**11TH CIRCUIT**

|              |                |                |                |             |                |
|--------------|----------------|----------------|----------------|-------------|----------------|
| DWB          | 46.5           | 65.5           | 207.5          | 0.0         | 319.5          |
| DWD          | 400.5          | 1,380.5        | 352.5          | 0.0         | 2,133.5        |
| JLE          | 623.0          | 1,052.2        | 375.5          | 30.5        | 2,081.2        |
| SP           | 515.5          | 1,319.5        | 284.5          | 5.5         | 2,125.0        |
| TAW          | 162.5          | 440.7          | 152.0          | 0.0         | 755.2          |
| <b>TOTAL</b> | <b>1,748.0</b> | <b>4,258.4</b> | <b>1,372.0</b> | <b>36.0</b> | <b>7,414.4</b> |

**12TH CIRCUIT**

|    |       |         |       |     |         |
|----|-------|---------|-------|-----|---------|
| EC | 515.2 | 1,137.7 | 383.5 | 0.0 | 2,036.4 |
| ES | 388.3 | 1,133.0 | 552.9 | 0.0 | 2,074.2 |
| JA | 477.5 | 1,167.9 | 468.3 | 0.0 | 2,113.7 |

|              |                |                |                |            |                |
|--------------|----------------|----------------|----------------|------------|----------------|
| NF           | 450.0          | 1,336.1        | 404.5          | 0.0        | 2,190.6        |
| <b>TOTAL</b> | <b>1,831.0</b> | <b>4,774.7</b> | <b>1,809.2</b> | <b>0.0</b> | <b>8,414.9</b> |

**13TH CIRCUIT**

|              |                 |                 |                 |              |                 |
|--------------|-----------------|-----------------|-----------------|--------------|-----------------|
| AEB          | 936.4           | 694.9           | 532.9           | 0.0          | 2,164.2         |
| BAB          | 466.5           | 1,172.5         | 452.0           | 0.0          | 2,091.0         |
| BSC          | 194.6           | 1,066.4         | 330.4           | 0.0          | 1,591.4         |
| BWH          | 117.8           | 337.9           | 310.0           | 0.0          | 765.7           |
| CW           | 1.0             | 1,351.6         | 662.0           | 0.0          | 2,014.6         |
| DKP          | 130.4           | 598.6           | 1,330.0         | 2.0          | 2,061.0         |
| DLM          | 781.3           | 727.6           | 520.4           | 0.0          | 2,029.3         |
| GA           | 12.4            | 1,487.5         | 1,083.1         | 0.0          | 2,583.0         |
| GC           | 75.0            | 1,185.1         | 1,020.0         | 0.0          | 2,280.1         |
| GM           | 506.9           | 1,527.2         | 164.3           | 0.0          | 2,198.4         |
| JDN          | 793.2           | 213.9           | 425.9           | 5.5          | 1,438.5         |
| JDP          | 3.5             | 1,723.3         | 362.3           | 0.0          | 2,089.1         |
| JMC          | 464.2           | 1,197.1         | 370.0           | 120.5        | 2,151.8         |
| JMM          | 580.2           | 917.0           | 579.1           | 0.0          | 2,076.3         |
| JPS          | 440.0           | 1,399.8         | 252.5           | 0.0          | 2,092.3         |
| KAK          | 747.6           | 600.4           | 545.2           | 0.0          | 1,893.2         |
| KHA          | 848.2           | 676.9           | 571.6           | 0.0          | 2,096.7         |
| LMP          | 183.6           | 1,450.3         | 503.8           | 1.5          | 2,139.2         |
| MDB          | 2.0             | 1,321.2         | 770.2           | 0.0          | 2,093.4         |
| RC           | 22.5            | 1,297.9         | 522.4           | 0.0          | 1,842.8         |
| REH          | 513.8           | 1,049.3         | 528.6           | 0.0          | 2,091.7         |
| RMS          | 107.4           | 1,293.6         | 685.7           | 204.6        | 2,291.3         |
| SEW          | 885.3           | 1,164.8         | 500.8           | 0.0          | 2,550.9         |
| SJC          | 31.8            | 48.5            | 24.5            | 0.0          | 104.8           |
| SPW          | 272.0           | 278.0           | 198.5           | 1.5          | 750.0           |
| TSS          | 564.0           | 1,089.0         | 442.0           | 0.0          | 2,095.0         |
| ZAS          | 422.3           | 1,216.5         | 441.0           | 0.0          | 2,079.8         |
| <b>TOTAL</b> | <b>10,103.9</b> | <b>27,086.8</b> | <b>14,129.2</b> | <b>335.6</b> | <b>51,655.5</b> |

**15TH CIRCUIT**

|              |                |                 |                |            |                 |
|--------------|----------------|-----------------|----------------|------------|-----------------|
| EDH          | 1.0            | 5.5             | 0.0            | 0.0        | 6.5             |
| GLD          | 278.6          | 1,322.7         | 459.6          | 0.0        | 2,060.9         |
| HKS          | 303.4          | 1,222.6         | 523.3          | 0.0        | 2,049.3         |
| JC           | 0.5            | 0.0             | 0.0            | 0.0        | 0.5             |
| JEC          | 501.7          | 1,119.0         | 361.0          | 1.0        | 1,982.7         |
| KAC          | 398.6          | 1,306.3         | 250.8          | 0.0        | 1,955.7         |
| NCU          | 380.6          | 1,470.5         | 372.5          | 0.0        | 2,223.6         |
| VW           | 450.2          | 1,583.7         | 294.6          | 0.0        | 2,328.5         |
| WRW          | 185.6          | 1,075.4         | 366.1          | 0.0        | 1,627.1         |
| WWM          | 305.0          | 1,238.5         | 359.1          | 0.0        | 1,902.6         |
| <b>TOTAL</b> | <b>2,805.2</b> | <b>10,344.2</b> | <b>2,987.0</b> | <b>1.0</b> | <b>16,137.4</b> |

**18TH CIRCUIT**

|     |       |         |       |       |         |
|-----|-------|---------|-------|-------|---------|
| CLN | 204.8 | 1,319.6 | 329.6 | 108.0 | 1,962.0 |
| RRG | 294.9 | 683.5   | 956.1 | 0.0   | 1,934.5 |
| SCC | 233.5 | 1,229.1 | 574.3 | 2.1   | 2,039.0 |

|              |              |                |                |              |                |
|--------------|--------------|----------------|----------------|--------------|----------------|
| <b>TOTAL</b> | <b>733.2</b> | <b>3,232.2</b> | <b>1,860.0</b> | <b>110.1</b> | <b>5,935.5</b> |
|--------------|--------------|----------------|----------------|--------------|----------------|

**23RD CIRCUIT**

|              |                |                 |                 |            |                 |
|--------------|----------------|-----------------|-----------------|------------|-----------------|
| BAB          | 492.0          | 988.0           | 633.0           | 0.0        | 2,113.0         |
| CLL          | 363.0          | 872.5           | 674.0           | 0.0        | 1,909.5         |
| DAL          | 137.7          | 115.7           | 1,860.0         | 0.0        | 2,113.4         |
| DMW          | 358.0          | 1,051.5         | 324.0           | 0.0        | 1,733.5         |
| FHP          | 259.5          | 984.6           | 723.0           | 0.0        | 1,967.1         |
| HAS          | 375.2          | 669.2           | 1,024.6         | 0.0        | 2,069.0         |
| JBR          | 145.7          | 118.8           | 26.5            | 0.0        | 291.0           |
| JHL          | 571.2          | 967.7           | 452.0           | 0.0        | 1,990.9         |
| JJG          | 439.0          | 1,079.3         | 324.0           | 0.0        | 1,842.3         |
| JMW          | 986.5          | 768.6           | 405.2           | 0.0        | 2,160.3         |
| JPA          | 191.2          | 130.5           | 1,717.5         | 0.0        | 2,039.2         |
| JRK          | 228.9          | 465.5           | 915.0           | 0.0        | 1,609.4         |
| JRW          | 285.8          | 1,191.3         | 531.2           | 0.0        | 2,008.3         |
| JSM          | 409.1          | 1,047.2         | 347.0           | 0.0        | 1,803.3         |
| MKF          | 679.4          | 769.6           | 501.5           | 0.0        | 1,950.5         |
| MTS          | 600.5          | 1,189.2         | 296.0           | 0.0        | 2,085.7         |
| TED          | 486.0          | 1,148.4         | 541.3           | 0.0        | 2,175.7         |
| TBC          | 495.8          | 1,053.0         | 550.9           | 0.0        | 2,099.7         |
| TS           | 540.2          | 1,302.6         | 322.0           | 0.0        | 2,164.8         |
| WD           | 513.0          | 1,046.6         | 458.0           | 0.0        | 2,017.6         |
| <b>TOTAL</b> | <b>8,557.7</b> | <b>16,959.8</b> | <b>12,626.7</b> | <b>0.0</b> | <b>38,144.2</b> |

**24TH CIRCUIT**

|              |                |                |                |              |                |
|--------------|----------------|----------------|----------------|--------------|----------------|
| DLP          | 810.6          | 989.4          | 378.3          | 20.0         | 2,198.3        |
| DRQ          | 630.8          | 749.9          | 522.0          | 108.6        | 2,011.3        |
| JPW          | 167.8          | 754.9          | 303.0          | 0.0          | 1,225.7        |
| REW          | 0.0            | 4.8            | 155.3          | 0.0          | 160.1          |
| TEM          | 173.1          | 396.7          | 26.5           | 0.0          | 596.3          |
| VHM          | 97.5           | 70.6           | 23.5           | 0.0          | 191.6          |
| <b>TOTAL</b> | <b>1,879.8</b> | <b>2,966.3</b> | <b>1,408.6</b> | <b>128.6</b> | <b>6,383.3</b> |

**25TH CIRCUIT**

|              |                |                |                |              |                 |
|--------------|----------------|----------------|----------------|--------------|-----------------|
| DJL          | 719.0          | 931.0          | 314.0          | 0.0          | 1,964.0         |
| HCW          | 447.5          | 594.0          | 976.5          | 84.0         | 2,102.0         |
| HRN          | 249.6          | 1,185.5        | 520.0          | 0.0          | 1,955.1         |
| MNM          | 704.9          | 759.8          | 449.5          | 23.7         | 1,937.9         |
| RLW          | 118.0          | 338.3          | 1,551.3        | 0.0          | 2,007.6         |
| RMR          | 138.5          | 790.7          | 996.0          | 84.5         | 2,009.7         |
| <b>TOTAL</b> | <b>2,377.5</b> | <b>4,599.3</b> | <b>4,807.3</b> | <b>192.2</b> | <b>11,976.3</b> |

**28TH CIRCUIT**

|              |                |                |              |            |                |
|--------------|----------------|----------------|--------------|------------|----------------|
| CAS          | 637.5          | 781.9          | 654.3        | 0.0        | 2,073.7        |
| SW           | 865.7          | 655.6          | 334.0        | 0.0        | 1,855.3        |
| <b>TOTAL</b> | <b>1,503.2</b> | <b>1,437.5</b> | <b>988.3</b> | <b>0.0</b> | <b>3,929.0</b> |

**30TH CIRCUIT**

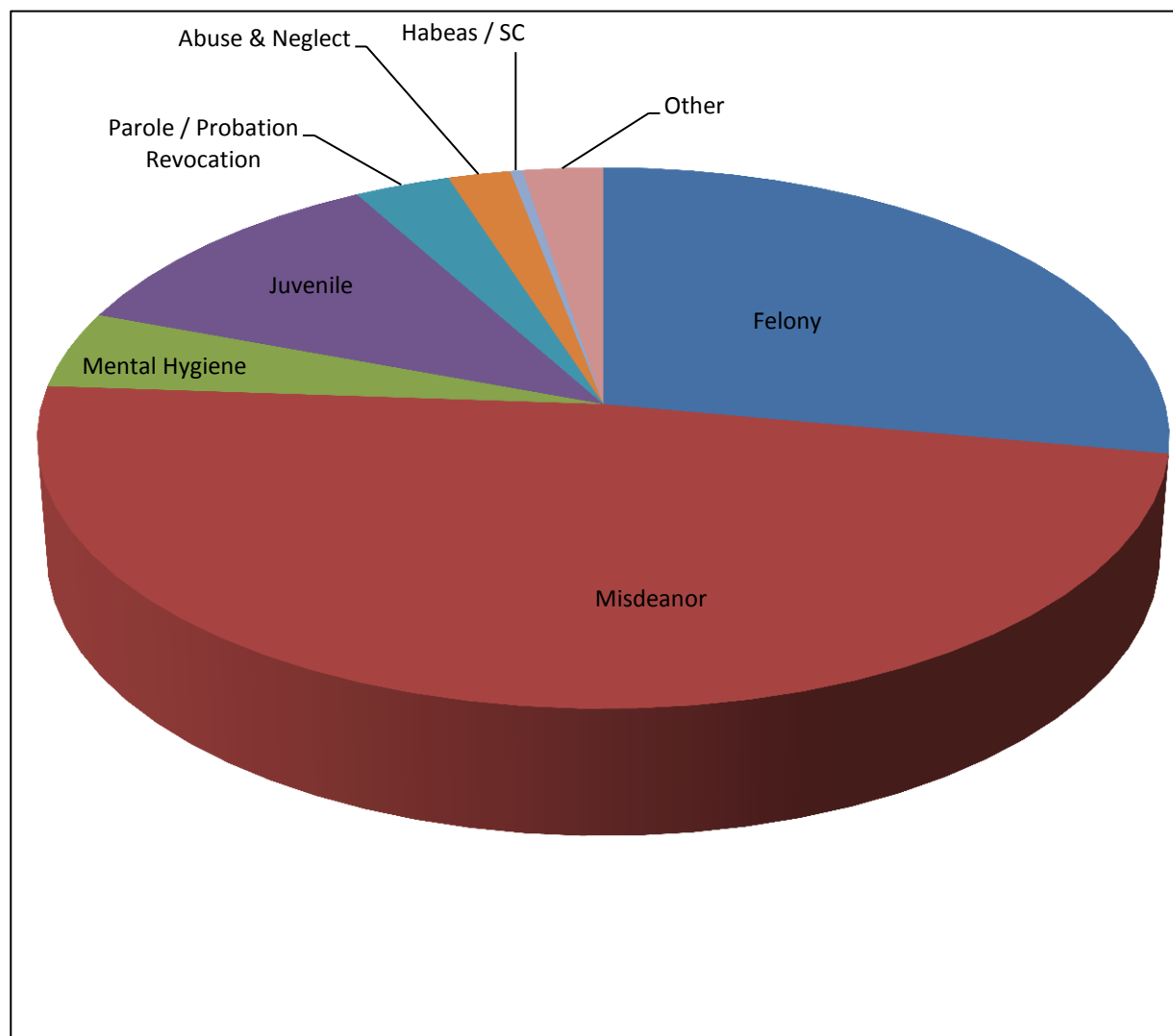
|     |       |         |       |     |         |
|-----|-------|---------|-------|-----|---------|
| DAF | 211.4 | 1,183.2 | 762.7 | 0.0 | 2,157.3 |
| JJ  | 223.8 | 1,246.0 | 706.8 | 0.0 | 2,176.6 |

|              |                 |                  |                 |                |                  |
|--------------|-----------------|------------------|-----------------|----------------|------------------|
| PM           | 158.8           | 959.2            | 280.2           | 0.0            | 1,398.2          |
| SJK          | 0.0             | 3.0              | 0.0             | 0.0            | 3.0              |
| TM           | 128.9           | 946.4            | 1,046.8         | 0.0            | 2,122.1          |
| <b>TOTAL</b> | <u>722.9</u>    | <u>4,337.8</u>   | <u>2,796.5</u>  | <u>0.0</u>     | <u>7,857.2</u>   |
| PD TOTAL     | <u>51,888.2</u> | <u>136,107.9</u> | <u>70,511.2</u> | <u>1,203.8</u> | <u>259,711.1</u> |

# **PD CORPORATIONS CASES AND CHARGES REPRESENTED, OPENED, AND CLOSED BY CASE TYPE**

**PUBLIC DEFENDER CORPORATION  
TOTAL CASES REPRESENTED FOR FY 2012**

|                                      |               |
|--------------------------------------|---------------|
| <b>Felony</b>                        | 16,500        |
| <b>Misdeanor</b>                     | 28,487        |
| <b>Mental Hygiene</b>                | 2,706         |
| <b>Juvenile</b>                      | 6,643         |
| <b>Parole / Probation Revocation</b> | 1,829         |
| <b>Abuse &amp; Neglect</b>           | 1,194         |
| <b>Habeas / SC</b>                   | 232           |
| <b>Other</b>                         | 1,534         |
| <b>Total Cases</b>                   | <b>59,125</b> |



**WV PUBLIC DEFENDER CORPORATIONS  
 CASES REPRESENTED BY CASE TYPE FOR FY 2012**

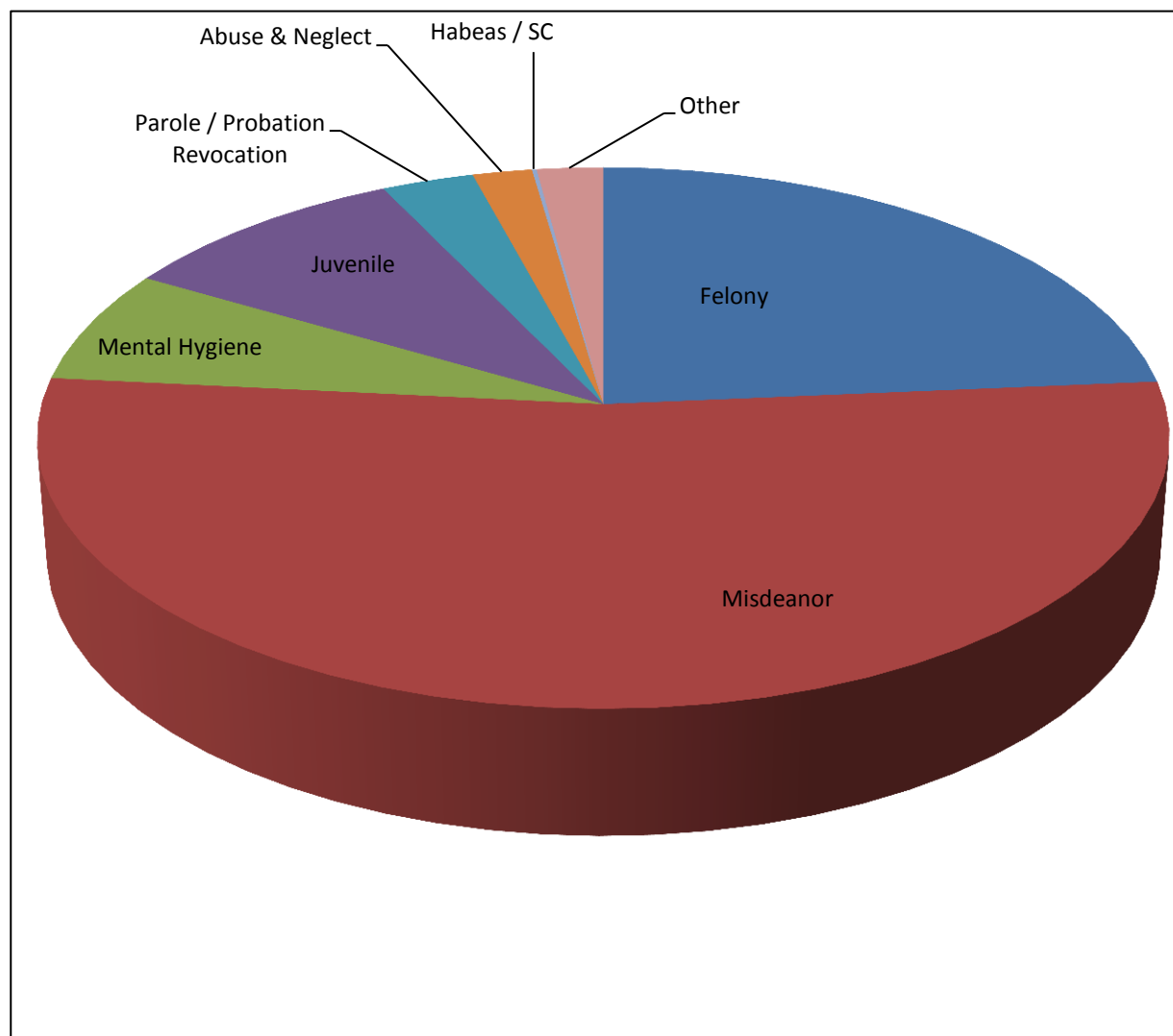
| <b>PD<br/>Circuit</b> | <b>Felony</b> | <b>Misd.</b>  | <b>Mental<br/>Hygiene</b> | <b>Juv.</b>  | <b>Parole<br/>Prob.<br/>Rev.</b> | <b>Termin/<br/>Abuse</b> | <b>Habeas<br/>SC</b> | <b>Other</b> | <b>TOTAL</b>  |
|-----------------------|---------------|---------------|---------------------------|--------------|----------------------------------|--------------------------|----------------------|--------------|---------------|
| 1ST                   | 1,077         | 2,295         | 92                        | 374          | 153                              | 78                       | 18                   | 184          | 4,271         |
| 2ND                   | 267           | 237           | 0                         | 145          | 72                               | 35                       | 4                    | 25           | 785           |
| 5TH                   | 494           | 859           | 40                        | 217          | 4                                | 83                       | 2                    | 16           | 1,715         |
| 6TH                   | 2,392         | 4,552         | 366                       | 1,005        | 76                               | 61                       | 15                   | 32           | 8,499         |
| 7TH                   | 809           | 618           | 93                        | 90           | 84                               | 108                      | 5                    | 507          | 2,314         |
| 8TH                   | 1,343         | 2,302         | 26                        | 398          | 6                                | 115                      | 4                    | 89           | 4,283         |
| 9TH                   | 81            | 164           | 0                         | 105          | 3                                | 65                       | 4                    | 8            | 430           |
| 10TH                  | 1,335         | 2,128         | 297                       | 275          | 337                              | 36                       | 4                    | 134          | 4,546         |
| 11TH                  | 589           | 808           | 205                       | 226          | 15                               | 67                       | 13                   | 53           | 1,976         |
| 12TH                  | 458           | 580           | 41                        | 84           | 38                               | 39                       | 2                    | 20           | 1,262         |
| 13TH                  | 3,185         | 6,749         | 1,192                     | 1,372        | 555                              | 11                       | 136                  | 162          | 13,362        |
| 15TH                  | 589           | 1,438         | 27                        | 477          | 102                              | 17                       | 4                    | 42           | 2,696         |
| 18TH                  | 361           | 386           | 21                        | 131          | 68                               | 45                       | 7                    | 71           | 1,090         |
| 23RD                  | 1,940         | 3,297         | 179                       | 968          | 64                               | 299                      | 10                   | 66           | 6,823         |
| 24TH                  | 405           | 522           | 0                         | 219          | 119                              | 0                        | 1                    | 6            | 1,272         |
| 25TH                  | 662           | 878           | 53                        | 322          | 122                              | 73                       | 3                    | 21           | 2,134         |
| 28TH                  | 258           | 347           | 11                        | 93           | 1                                | 56                       | 0                    | 29           | 795           |
| 30TH                  | 255           | 327           | 63                        | 142          | 10                               | 6                        | 0                    | 69           | 872           |
| <b>Total</b>          | <b>16,500</b> | <b>28,487</b> | <b>2,706</b>              | <b>6,643</b> | <b>1,829</b>                     | <b>1,194</b>             | <b>232</b>           | <b>1,534</b> | <b>59,125</b> |

**WV PUBLIC DEFENDER CORPORATIONS  
 CASES REPRESENTED BY CASE TYPE WITH ALL CHARGES FOR FY 2012**

| PD<br>Circuit | Felony          |                 | Misd.           |                 | Mental  |                 | Juv.            |                 | Parole |       | Termin/<br>Abuse |                 | Habeas |                 | Other           |                 | TOTAL           |                 |
|---------------|-----------------|-----------------|-----------------|-----------------|---------|-----------------|-----------------|-----------------|--------|-------|------------------|-----------------|--------|-----------------|-----------------|-----------------|-----------------|-----------------|
|               | Prim.<br>Charg. | Prim.<br>Charg. | Prim.<br>Charg. | Prim.<br>Charg. | Hygiene | Prim.<br>Charg. | Prim.<br>Charg. | Prim.<br>Charg. | Prob.  | Rev.  | Prim.<br>Charg.  | Prim.<br>Charg. | SC     | Prim.<br>Charg. | Prim.<br>Charg. | Prim.<br>Charg. | Prim.<br>Charg. | Prim.<br>Charg. |
| 1ST           | 1,704           | 1,077           | 3,867           | 2,295           | 92      | 92              | 437             | 374             | 158    | 153   | 128              | 78              | 18     | 18              | 199             | 184             | 6,603           | 4,271           |
| 2ND           | 596             | 267             | 392             | 237             | 0       | 0               | 220             | 145             | 75     | 72    | 83               | 35              | 4      | 4               | 26              | 25              | 1,396           | 785             |
| 5TH           | 1,426           | 494             | 1,694           | 859             | 40      | 40              | 264             | 217             | 4      | 4     | 175              | 83              | 2      | 2               | 19              | 16              | 3,624           | 1,715           |
| 6TH           | 5,448           | 2,392           | 8,336           | 4,552           | 366     | 366             | 1,124           | 1,005           | 81     | 76    | 75               | 61              | 15     | 15              | 32              | 32              | 15,477          | 8,499           |
| 7TH           | 3,663           | 809             | 1,749           | 618             | 93      | 93              | 114             | 90              | 84     | 84    | 135              | 108             | 5      | 5               | 513             | 507             | 6,356           | 2,314           |
| 8TH           | 4,465           | 1,343           | 5,151           | 2,302           | 26      | 26              | 682             | 398             | 6      | 6     | 216              | 115             | 4      | 4               | 96              | 89              | 10,646          | 4,283           |
| 9TH           | 210             | 81              | 349             | 164             | 0       | 0               | 129             | 105             | 3      | 3     | 141              | 65              | 6      | 4               | 8               | 8               | 846             | 430             |
| 10TH          | 3,467           | 1,335           | 7,132           | 2,128           | 297     | 297             | 411             | 275             | 339    | 337   | 55               | 36              | 4      | 4               | 134             | 134             | 11,839          | 4,546           |
| 11TH          | 1,551           | 589             | 1,202           | 808             | 206     | 205             | 304             | 226             | 16     | 15    | 131              | 67              | 13     | 13              | 54              | 53              | 3,477           | 1,976           |
| 12TH          | 1,634           | 458             | 1,233           | 580             | 43      | 41              | 91              | 84              | 38     | 38    | 48               | 39              | 2      | 2               | 20              | 20              | 3,109           | 1,262           |
| 13TH          | 6,728           | 3,185           | 12,475          | 6,749           | 1,243   | 1,192           | 1,769           | 1,372           | 607    | 555   | 24               | 11              | 137    | 136             | 290             | 162             | 23,273          | 13,362          |
| 15TH          | 1,319           | 589             | 2,392           | 1,438           | 27      | 27              | 835             | 477             | 102    | 102   | 17               | 17              | 8      | 4               | 42              | 42              | 4,742           | 2,696           |
| 18TH          | 744             | 361             | 677             | 386             | 21      | 21              | 174             | 131             | 68     | 68    | 52               | 45              | 10     | 7               | 71              | 71              | 1,817           | 1,090           |
| 23RD          | 4,671           | 1,940           | 6,435           | 3,297           | 181     | 179             | 1,297           | 968             | 64     | 64    | 325              | 299             | 10     | 10              | 71              | 66              | 13,054          | 6,823           |
| 24TH          | 1,076           | 405             | 977             | 522             | 0       | 0               | 257             | 219             | 121    | 119   | 0                | 0               | 1      | 1               | 6               | 6               | 2,438           | 1,272           |
| 25TH          | 2,043           | 662             | 2,353           | 878             | 53      | 53              | 336             | 322             | 123    | 122   | 156              | 73              | 3      | 3               | 21              | 21              | 5,088           | 2,134           |
| 28TH          | 733             | 258             | 860             | 347             | 11      | 11              | 108             | 93              | 1      | 1     | 121              | 56              | 0      | 0               | 29              | 29              | 1,863           | 795             |
| 30TH          | 659             | 255             | 771             | 327             | 63      | 63              | 158             | 142             | 10     | 10    | 7                | 6               | 0      | 0               | 76              | 69              | 1,744           | 872             |
| Total         | 42,137          | 16,500          | 58,045          | 28,487          | 2,762   | 2,706           | 8,710           | 6,643           | 1,900  | 1,829 | 1,889            | 1,194           | 242    | 232             | 1,707           | 1,534           | 117,392         | 59,125          |

**PUBLIC DEFENDER CORPORATION  
TOTAL CASES OPENED FOR FY 2012**

|                                      |               |
|--------------------------------------|---------------|
| <b>Felony</b>                        | 8,048         |
| <b>Misdemeanor</b>                   | 18,023        |
| <b>Mental Hygiene</b>                | 2,313         |
| <b>Juvenile</b>                      | 3,217         |
| <b>Parole / Probation Revocation</b> | 1,013         |
| <b>Abuse &amp; Neglect</b>           | 653           |
| <b>Habeas / SC</b>                   | 50            |
| <b>Other</b>                         | 728           |
| <hr/>                                |               |
| <b>Total Cases</b>                   | <b>34,045</b> |



**WV PUBLIC DEFENDER CORPORATIONS  
 CASES OPEN BY CASE TYPE FOR FY 2012**

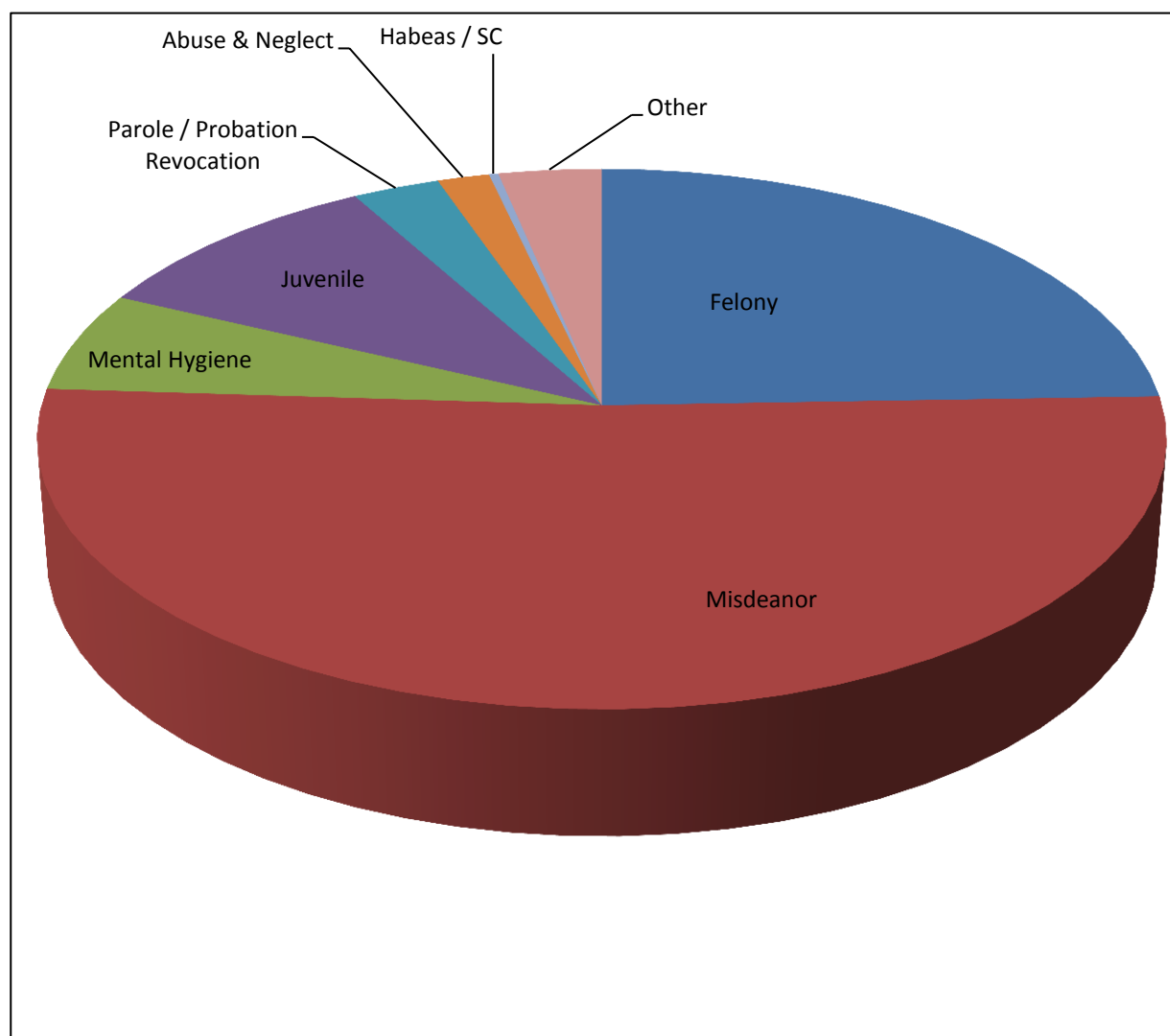
| <b>PD<br/>Circuit</b> | <b>Felony</b> | <b>Misd.</b>  | <b>Mental<br/>Hygiene</b> | <b>Juv.</b>  | <b>Parole<br/>Prob.<br/>Rev.</b> | <b>Termin/<br/>Abuse</b> | <b>Habeas<br/>SC</b> | <b>Other</b> | <b>TOTAL</b>  |
|-----------------------|---------------|---------------|---------------------------|--------------|----------------------------------|--------------------------|----------------------|--------------|---------------|
| 1ST                   | 430           | 1,116         | 0                         | 79           | 45                               | 13                       | 2                    | 66           | 1,751         |
| 2ND                   | 180           | 207           | 0                         | 95           | 67                               | 27                       | 2                    | 23           | 601           |
| 5TH                   | 301           | 623           | 41                        | 158          | 2                                | 62                       | 1                    | 11           | 1,199         |
| 6TH                   | 1,304         | 2,613         | 342                       | 309          | 34                               | 24                       | 4                    | 18           | 4,648         |
| 7TH                   | 260           | 195           | 88                        | 19           | 45                               | 45                       | 0                    | 32           | 684           |
| 8TH                   | 210           | 680           | 6                         | 178          | 0                                | 37                       | 0                    | 35           | 1,146         |
| 9TH                   | 285           | 1,454         | 0                         | 244          | 33                               | 143                      | 15                   | 133          | 2,307         |
| 10TH                  | 660           | 1,405         | 233                       | 123          | 192                              | 9                        | 0                    | 104          | 2,726         |
| 11TH                  | 247           | 437           | 136                       | 56           | 1                                | 31                       | 0                    | 26           | 934           |
| 12TH                  | 285           | 452           | 37                        | 55           | 23                               | 25                       | 1                    | 18           | 896           |
| 13TH                  | 1,285         | 4,096         | 1,155                     | 687          | 305                              | 0                        | 24                   | 68           | 7,620         |
| 15TH                  | 304           | 879           | 19                        | 222          | 60                               | 11                       | 0                    | 36           | 1,531         |
| 18TH                  | 155           | 213           | 16                        | 28           | 20                               | 13                       | 0                    | 50           | 495           |
| 23RD                  | 1,183         | 2,159         | 147                       | 527          | 18                               | 158                      | 0                    | 31           | 4,223         |
| 24TH                  | 311           | 384           | 0                         | 150          | 92                               | 0                        | 0                    | 6            | 943           |
| 25TH                  | 300           | 572           | 52                        | 166          | 71                               | 29                       | 1                    | 8            | 1,199         |
| 28TH                  | 189           | 289           | 11                        | 58           | 0                                | 26                       | 0                    | 27           | 600           |
| 30TH                  | 159           | 249           | 30                        | 63           | 5                                | 0                        | 0                    | 36           | 542           |
| <b>Total</b>          | <b>8,048</b>  | <b>18,023</b> | <b>2,313</b>              | <b>3,217</b> | <b>1,013</b>                     | <b>653</b>               | <b>50</b>            | <b>728</b>   | <b>34,045</b> |

**WV PUBLIC DEFENDER CORPORATIONS  
 CASES OPEN BY CASE TYPE WITH ALL CHARGES FOR FY 2012**

| PD<br>Circuit | Felony          |                 | Misd.           |                 | Mental<br>Hygiene |                 | Juv.            |                 | Parole        |                 | Termin/<br>Abuse         |                       | Habeas<br>SC             |                          | Other                    |     | TOTAL  |        |
|---------------|-----------------|-----------------|-----------------|-----------------|-------------------|-----------------|-----------------|-----------------|---------------|-----------------|--------------------------|-----------------------|--------------------------|--------------------------|--------------------------|-----|--------|--------|
|               | Prim.<br>Charg. | Prim.<br>Charg. | Prim.<br>Charg. | Prim.<br>Charg. | Prim.<br>Charg.   | Prim.<br>Charg. | Prim.<br>Charg. | Prim.<br>Charg. | Prob.<br>Rev. | Prim.<br>Charg. | Abuse<br>Prim.<br>Charg. | SC<br>Prim.<br>Charg. | Other<br>Prim.<br>Charg. | TOTAL<br>Prim.<br>Charg. | TOTAL<br>Prim.<br>Charg. |     |        |        |
| 1ST           | 682             | 430             | 1,928           | 1,116           | 0                 | 0               | 85              | 79              | 47            | 45              | 22                       | 13                    | 2                        | 2                        | 77                       | 66  | 2,843  | 1,751  |
| 2ND           | 401             | 180             | 330             | 207             | 0                 | 0               | 132             | 95              | 68            | 67              | 61                       | 27                    | 2                        | 2                        | 24                       | 23  | 1,018  | 601    |
| 5TH           | 877             | 301             | 1,224           | 623             | 41                | 41              | 196             | 158             | 2             | 2               | 123                      | 62                    | 1                        | 1                        | 14                       | 11  | 2,478  | 1,199  |
| 6TH           | 3,215           | 1,304           | 4,923           | 2,613           | 342               | 342             | 326             | 309             | 35            | 34              | 29                       | 24                    | 4                        | 4                        | 18                       | 18  | 8,892  | 4,648  |
| 7TH           | 1,065           | 260             | 579             | 195             | 88                | 88              | 19              | 19              | 45            | 45              | 49                       | 45                    | 0                        | 0                        | 32                       | 32  | 1,877  | 684    |
| 8TH           | 716             | 210             | 1,675           | 680             | 6                 | 6               | 208             | 178             | 0             | 0               | 74                       | 37                    | 0                        | 0                        | 35                       | 35  | 2,714  | 1,146  |
| 9TH           | 978             | 285             | 2,853           | 1,454           | 0                 | 0               | 291             | 244             | 33            | 33              | 293                      | 143                   | 24                       | 15                       | 136                      | 133 | 4,608  | 2,307  |
| 10TH          | 1,651           | 660             | 5,706           | 1,405           | 233               | 233             | 164             | 123             | 194           | 192             | 13                       | 9                     | 0                        | 0                        | 104                      | 104 | 8,065  | 2,726  |
| 11TH          | 604             | 247             | 675             | 437             | 136               | 136             | 74              | 56              | 1             | 1               | 69                       | 31                    | 0                        | 0                        | 27                       | 26  | 1,586  | 934    |
| 12TH          | 991             | 285             | 981             | 452             | 39                | 37              | 58              | 55              | 23            | 23              | 26                       | 25                    | 1                        | 1                        | 18                       | 18  | 2,137  | 896    |
| 13TH          | 2,720           | 1,285           | 7,536           | 4,096           | 1,206             | 1,155           | 854             | 687             | 333           | 305             | 0                        | 0                     | 24                       | 24                       | 74                       | 68  | 12,747 | 7,620  |
| 15TH          | 651             | 304             | 1,496           | 879             | 19                | 19              | 272             | 222             | 60            | 60              | 11                       | 11                    | 0                        | 0                        | 36                       | 36  | 2,545  | 1,531  |
| 18TH          | 245             | 155             | 384             | 213             | 16                | 16              | 47              | 28              | 20            | 20              | 16                       | 13                    | 0                        | 0                        | 50                       | 50  | 778    | 495    |
| 23RD          | 2,931           | 1,183           | 4,100           | 2,159           | 149               | 147             | 668             | 527             | 18            | 18              | 169                      | 158                   | 0                        | 0                        | 32                       | 31  | 8,067  | 4,223  |
| 24TH          | 864             | 311             | 721             | 384             | 0                 | 0               | 175             | 150             | 94            | 92              | 0                        | 0                     | 0                        | 0                        | 6                        | 6   | 1,860  | 943    |
| 25TH          | 921             | 300             | 1,608           | 572             | 52                | 52              | 169             | 166             | 72            | 71              | 64                       | 29                    | 1                        | 1                        | 8                        | 8   | 2,895  | 1,199  |
| 28TH          | 538             | 189             | 726             | 289             | 11                | 11              | 61              | 58              | 0             | 0               | 60                       | 26                    | 0                        | 0                        | 27                       | 27  | 1,423  | 600    |
| 30TH          | 389             | 159             | 606             | 249             | 30                | 30              | 69              | 63              | 5             | 5               | 0                        | 0                     | 0                        | 0                        | 42                       | 36  | 1,141  | 542    |
| Total         | 20,439          | 8,048           | 38,051          | 18,023          | 2,368             | 2,313           | 3,868           | 3,217           | 1,050         | 1,013           | 1,079                    | 653                   | 59                       | 50                       | 760                      | 728 | 67,674 | 34,045 |

**PUBLIC DEFENDER CORPORATION  
TOTAL CASES CLOSED FOR FY 2012**

|                                      |               |
|--------------------------------------|---------------|
| <b>Felony</b>                        | 10,248        |
| <b>Misdeanor</b>                     | 21,591        |
| <b>Mental Hygiene</b>                | 2,523         |
| <b>Juvenile</b>                      | 4,128         |
| <b>Parole / Probation Revocation</b> | 1,181         |
| <b>Abuse &amp; Neglect</b>           | 705           |
| <b>Habeas / SC</b>                   | 127           |
| <b>Other</b>                         | 1,394         |
| <b>Total Cases</b>                   | <b>41,897</b> |



**WV PUBLIC DEFENDER CORPORATIONS  
 CASES CLOSED BY CASE TYPE FOR FY 2012**

| <b>PD<br/>Circuit</b> | <b>Felony</b> | <b>Misd.</b>  | <b>Mental<br/>Hygiene</b> | <b>Juv.</b>  | <b>Parole<br/>Prob.<br/>Rev.</b> | <b>Termin/<br/>Abuse</b> | <b>Habeas<br/>SC</b> | <b>Other</b> | <b>TOTAL</b>  |
|-----------------------|---------------|---------------|---------------------------|--------------|----------------------------------|--------------------------|----------------------|--------------|---------------|
| 1ST                   | 562           | 1,555         | 91                        | 185          | 93                               | 43                       | 15                   | 121          | 2,665         |
| 2ND                   | 198           | 190           | 0                         | 94           | 61                               | 18                       | 2                    | 18           | 581           |
| 5TH                   | 291           | 628           | 40                        | 68           | 2                                | 37                       | 0                    | 13           | 1,079         |
| 6TH                   | 1,597         | 3,336         | 351                       | 642          | 55                               | 24                       | 8                    | 23           | 6,036         |
| 7TH                   | 545           | 496           | 90                        | 65           | 52                               | 72                       | 5                    | 528          | 1,853         |
| 8TH                   | 893           | 2,074         | 26                        | 261          | 6                                | 79                       | 4                    | 87           | 3,430         |
| 9TH                   | 293           | 1,471         | 0                         | 171          | 42                               | 125                      | 13                   | 125          | 2,240         |
| 10TH                  | 610           | 1,346         | 256                       | 197          | 186                              | 14                       | 0                    | 101          | 2,710         |
| 11TH                  | 244           | 509           | 111                       | 115          | 7                                | 35                       | 4                    | 34           | 1,059         |
| 12TH                  | 263           | 432           | 38                        | 45           | 28                               | 19                       | 1                    | 20           | 846           |
| 13TH                  | 1,957         | 4,268         | 1,190                     | 893          | 360                              | 11                       | 61                   | 112          | 8,852         |
| 15TH                  | 333           | 963           | 23                        | 187          | 81                               | 4                        | 2                    | 37           | 1,630         |
| 18TH                  | 119           | 175           | 12                        | 38           | 8                                | 4                        | 2                    | 43           | 401           |
| 23RD                  | 1,383         | 2,524         | 172                       | 672          | 49                               | 154                      | 8                    | 46           | 5,008         |
| 24TH                  | 287           | 409           | 0                         | 182          | 84                               | 0                        | 1                    | 3            | 966           |
| 25TH                  | 263           | 563           | 53                        | 145          | 58                               | 35                       | 0                    | 8            | 1,125         |
| 28TH                  | 206           | 343           | 15                        | 73           | 2                                | 29                       | 1                    | 31           | 700           |
| 30TH                  | 204           | 309           | 55                        | 95           | 7                                | 2                        | 0                    | 44           | 716           |
| <b>Total</b>          | <b>10,248</b> | <b>21,591</b> | <b>2,523</b>              | <b>4,128</b> | <b>1,181</b>                     | <b>705</b>               | <b>127</b>           | <b>1,394</b> | <b>41,897</b> |

**WV PUBLIC DEFENDER CORPORATIONS  
 CASES CLOSED BY CASE TYPE WITH ALL CHARGES FOR FY 2012**

| PD<br>Circuit | Felony          |        | Misd.           |        | Mental<br>Hygiene |        | Juv.            |        | Parole        |                 | Termin/<br>Abuse         |                       | Habeas<br>SC             |                          | Other           |        | TOTAL  |  |
|---------------|-----------------|--------|-----------------|--------|-------------------|--------|-----------------|--------|---------------|-----------------|--------------------------|-----------------------|--------------------------|--------------------------|-----------------|--------|--------|--|
|               | Prim.<br>Charg. | Charg. | Prim.<br>Charg. | Charg. | Prim.<br>Charg.   | Charg. | Prim.<br>Charg. | Charg. | Prob.<br>Rev. | Prim.<br>Charg. | Abuse<br>Prim.<br>Charg. | SC<br>Prim.<br>Charg. | Other<br>Prim.<br>Charg. | TOTAL<br>Prim.<br>Charg. | TOTAL<br>Charg. |        |        |  |
| 1ST           | 859             | 562    | 2,603           | 1,555  | 91                | 91     | 224             | 185    | 95            | 93              | 64                       | 43                    | 15                       | 122                      | 121             | 4,073  | 2,665  |  |
| 2ND           | 399             | 198    | 299             | 190    | 0                 | 0      | 138             | 94     | 64            | 61              | 44                       | 18                    | 2                        | 19                       | 18              | 965    | 581    |  |
| 5TH           | 789             | 291    | 1,224           | 628    | 40                | 40     | 79              | 68     | 2             | 2               | 86                       | 37                    | 0                        | 16                       | 13              | 2,236  | 1,079  |  |
| 6TH           | 3,579           | 1,597  | 6,112           | 3,336  | 351               | 351    | 746             | 642    | 59            | 55              | 34                       | 24                    | 8                        | 23                       | 23              | 10,912 | 6,036  |  |
| 7TH           | 2,005           | 545    | 1,429           | 496    | 90                | 90     | 75              | 65     | 52            | 52              | 95                       | 72                    | 5                        | 534                      | 528             | 4,285  | 1,853  |  |
| 8TH           | 2,806           | 893    | 4,592           | 2,074  | 26                | 26     | 507             | 261    | 6             | 6               | 139                      | 79                    | 4                        | 94                       | 87              | 8,174  | 3,430  |  |
| 9TH           | 986             | 293    | 2,909           | 1,471  | 0                 | 0      | 241             | 171    | 42            | 42              | 278                      | 125                   | 20                       | 128                      | 125             | 4,604  | 2,240  |  |
| 10TH          | 1,591           | 610    | 2,767           | 1,346  | 256               | 256    | 285             | 197    | 187           | 186             | 22                       | 14                    | 0                        | 101                      | 101             | 5,209  | 2,710  |  |
| 11TH          | 671             | 244    | 727             | 509    | 112               | 111    | 156             | 115    | 7             | 7               | 61                       | 35                    | 4                        | 35                       | 34              | 1,773  | 1,059  |  |
| 12TH          | 894             | 263    | 926             | 432    | 40                | 38     | 45              | 45     | 28            | 28              | 27                       | 19                    | 1                        | 20                       | 20              | 1,981  | 846    |  |
| 13TH          | 4,135           | 1,957  | 7,762           | 4,267  | 1,242             | 1,192  | 1,109           | 893    | 399           | 359             | 24                       | 11                    | 62                       | 206                      | 112             | 14,939 | 8,852  |  |
| 15TH          | 734             | 333    | 1,622           | 963    | 23                | 23     | 449             | 187    | 81            | 81              | 4                        | 4                     | 2                        | 43                       | 37              | 2,958  | 1,630  |  |
| 18TH          | 185             | 119    | 295             | 175    | 12                | 12     | 39              | 38     | 8             | 8               | 4                        | 4                     | 2                        | 43                       | 43              | 588    | 401    |  |
| 23RD          | 2,954           | 1,383  | 4,891           | 2,526  | 174               | 172    | 842             | 672    | 49            | 49              | 162                      | 154                   | 8                        | 48                       | 46              | 9,128  | 5,010  |  |
| 24TH          | 705             | 287    | 744             | 409    | 0                 | 0      | 207             | 182    | 86            | 84              | 0                        | 0                     | 1                        | 3                        | 3               | 1,746  | 966    |  |
| 25TH          | 746             | 263    | 1,545           | 563    | 53                | 53     | 151             | 145    | 59            | 58              | 72                       | 35                    | 0                        | 8                        | 8               | 2,634  | 1,125  |  |
| 28TH          | 569             | 206    | 849             | 343    | 15                | 15     | 85              | 73     | 2             | 2               | 55                       | 29                    | 1                        | 31                       | 31              | 1,607  | 700    |  |
| 30TH          | 688             | 204    | 704             | 309    | 55                | 55     | 104             | 95     | 7             | 7               | 2                        | 2                     | 0                        | 47                       | 44              | 1,607  | 716    |  |
| Total         | 25,295          | 10,248 | 42,000          | 21,592 | 2,580             | 2,525  | 5,482           | 4,128  | 1,233         | 1,180           | 1,173                    | 705                   | 135                      | 1,521                    | 1,394           | 79,419 | 41,899 |  |

# **APPENDIX C: APPOINTED COUNSEL / PUBLIC DEFENDER COMPARISONS**

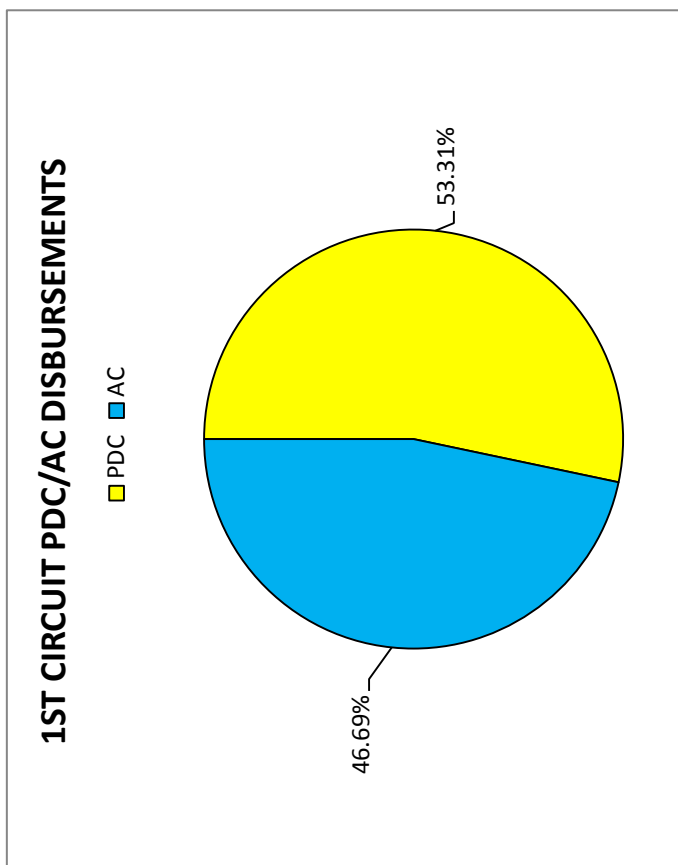
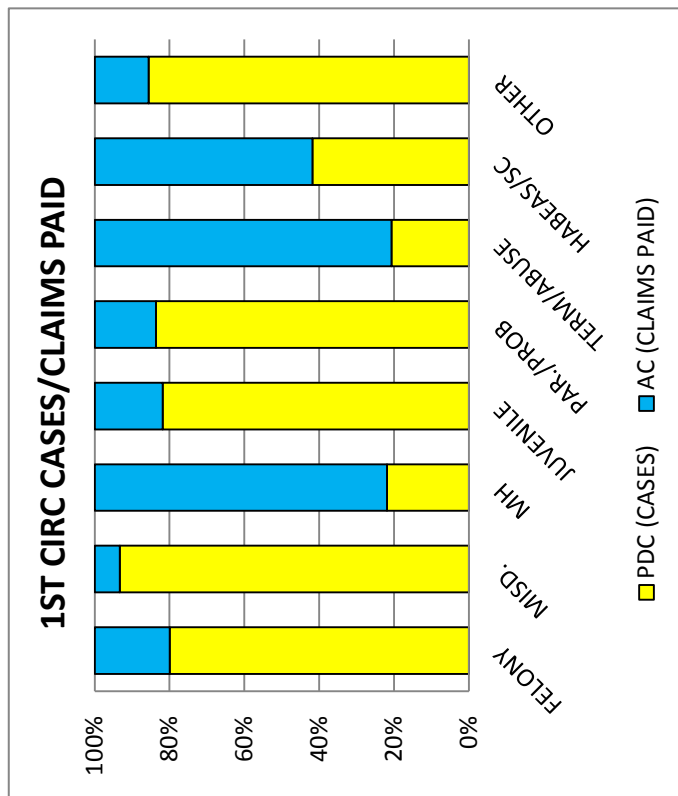
# PD & AC COMPARISON OF REPRESENTED CASES

**1ST CIRCUIT (BROOKE, HANCOCK & OHIO COUNTIES)  
 PDC CASES REPRESENTED COMPARED TO AC CLAIMS PAID FY 2012**

| CASE TYPES   | PDC          | AC           | TOTAL        | %PDC          | %AC           | PDC DISBURSEMENTS | AC DISBURSEMENTS | TOTAL          | %PDC   | %AC    |
|--------------|--------------|--------------|--------------|---------------|---------------|-------------------|------------------|----------------|--------|--------|
| FELONY       | 1,077        | 270          | 1,347        | 79.96%        | 20.04%        | \$1,408,886.91    | \$1,234,122.51   | \$2,643,009.42 | 53.31% | 46.69% |
| MISD.        | 2,295        | 165          | 2,460        | 93.29%        | 6.71%         |                   |                  |                |        |        |
| MH           | 92           | 328          | 420          | 21.90%        | 78.10%        |                   |                  |                |        |        |
| JUVENILE     | 374          | 83           | 457          | 81.84%        | 18.16%        |                   |                  |                |        |        |
| PAR./PROB    | 153          | 30           | 183          | 83.61%        | 16.39%        |                   |                  |                |        |        |
| TERM/ABUSE   | 78           | 298          | 376          | 20.74%        | 79.26%        |                   |                  |                |        |        |
| HABEAS/SC    | 18           | 25           | 43           | 41.86%        | 58.14%        |                   |                  |                |        |        |
| OTHER        | 184          | 31           | 215          | 85.58%        | 14.42%        |                   |                  |                |        |        |
| <b>TOTAL</b> | <b>4,271</b> | <b>1,230</b> | <b>5,501</b> | <b>77.64%</b> | <b>22.36%</b> |                   |                  |                |        |        |

|  | AVG PDC COST PER CASE | AVG AC COST PER CASE |
|--|-----------------------|----------------------|
|  | <b>\$329.87</b>       | <b>\$1,003.35</b>    |



**2ND CIRCUIT (MARSHALL, TYLER & WETZEL COUNTIES)  
 PDC CASES REPRESENTED COMPARED TO AC CLAIMS PAID FY 2012**

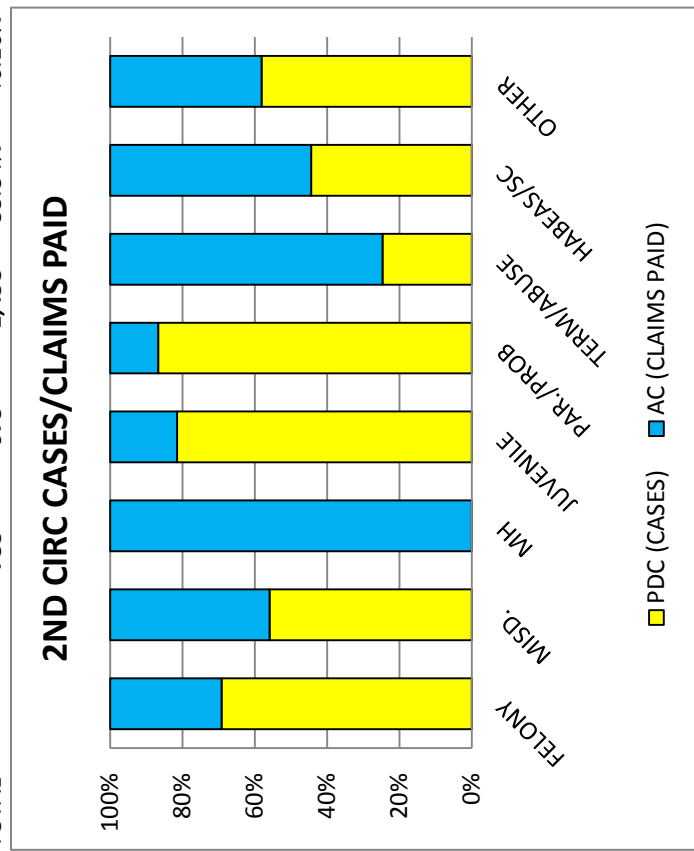
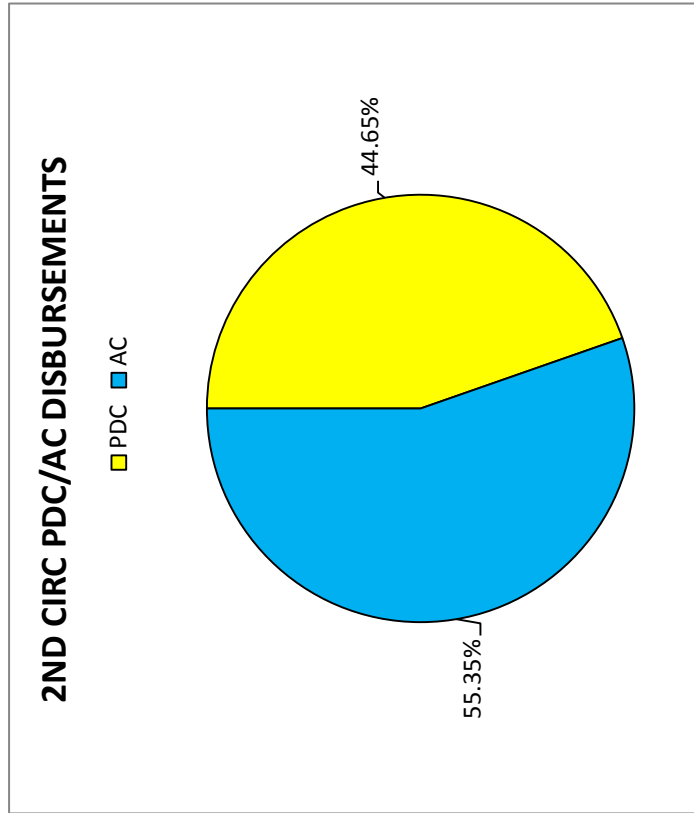
| CASE TYPES   | PDC        | AC         | TOTAL        | %PDC          | %AC           |
|--------------|------------|------------|--------------|---------------|---------------|
| FELONY       | 267        | 119        | 386          | 69.17%        | 30.83%        |
| MISD.        | 237        | 187        | 424          | 55.90%        | 44.10%        |
| MH           | 0          | 193        | 193          | 0.00%         | 100.00%       |
| JUVENILE     | 145        | 33         | 178          | 81.46%        | 18.54%        |
| PAR./PROB    | 72         | 11         | 83           | 86.75%        | 13.25%        |
| TERM/ABUSE   | 35         | 107        | 142          | 24.65%        | 75.35%        |
| HABEAS/SC    | 4          | 5          | 9            | 44.44%        | 55.56%        |
| OTHER        | 25         | 18         | 43           | 58.14%        | 41.86%        |
| <b>TOTAL</b> | <b>785</b> | <b>673</b> | <b>1,458</b> | <b>53.84%</b> | <b>46.16%</b> |

|  | PDC DISBURSEMENTS | AC DISBURSEMENTS | TOTAL        | %PDC   | %AC    |
|--|-------------------|------------------|--------------|--------|--------|
|  | \$356,298.36      | \$441,616.74     | \$797,915.10 | 44.65% | 55.35% |

|  | AVG PDC COST PER CASE | AVG AC COST PER CASE |
|--|-----------------------|----------------------|
|  | \$453.88              | \$656.19             |



**5TH CIRCUIT (CALHOUN, JACKSON, MASON & ROANE COUNTIES)**

**PDC CASES REPRESENTED COMPARED TO AC CLAIMS PAID FY 2012**

\*A Circuit Court order prohibits PDC work in Mason County. All indigent work is performed by Appointed Counsel

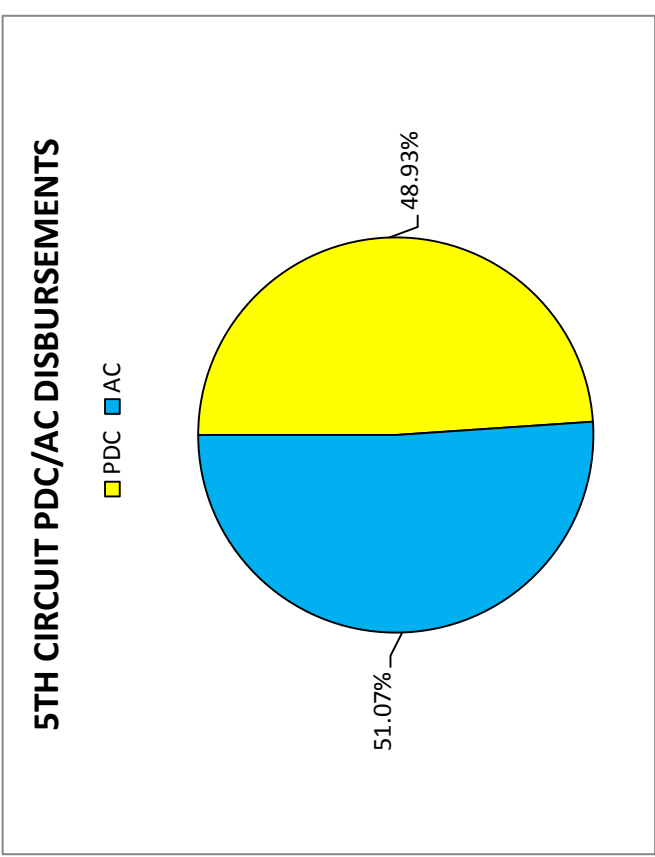
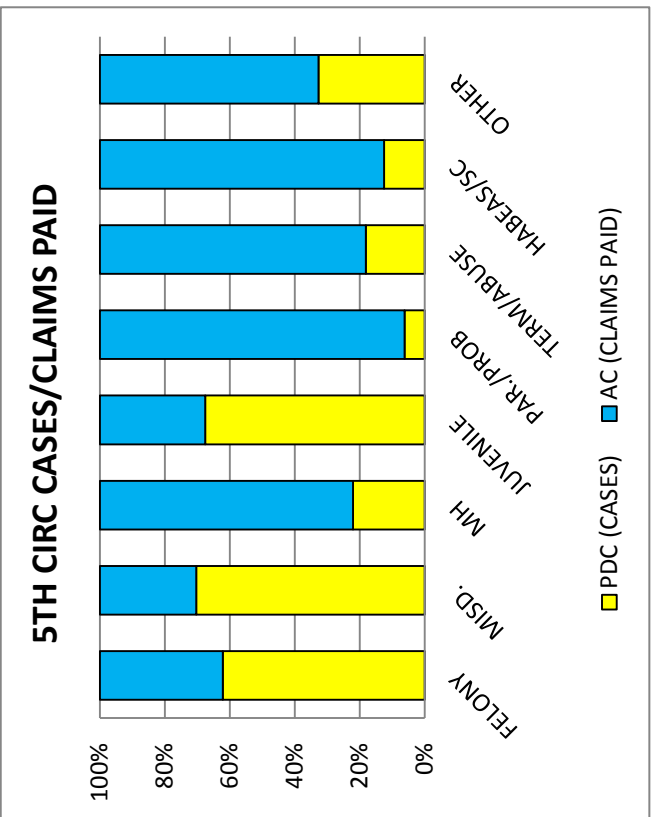
| CASE TYPES   | PDC          |              | AC           |    | TOTAL         |               | %PDC |    | %AC |    |
|--------------|--------------|--------------|--------------|----|---------------|---------------|------|----|-----|----|
|              | PDC          | AC           | PDC          | AC | PDC           | AC            | PDC  | AC | PDC | AC |
| FELONY       | 494          | 301          | 795          |    | 62.14%        | 37.86%        |      |    |     |    |
| MISD.        | 859          | 363          | 1,222        |    | 70.29%        | 29.71%        |      |    |     |    |
| MH           | 40           | 141          | 181          |    | 22.10%        | 77.90%        |      |    |     |    |
| JUVENILE     | 217          | 104          | 321          |    | 67.60%        | 32.40%        |      |    |     |    |
| PAR./PROB    | 4            | 61           | 65           |    | 6.15%         | 93.85%        |      |    |     |    |
| TERM/ABUSE   | 83           | 374          | 457          |    | 18.16%        | 81.84%        |      |    |     |    |
| HABEAS/SC    | 2            | 14           | 16           |    | 12.50%        | 87.50%        |      |    |     |    |
| OTHER        | 16           | 33           | 49           |    | 32.65%        | 67.35%        |      |    |     |    |
| <b>TOTAL</b> | <b>1,715</b> | <b>1,391</b> | <b>3,106</b> |    | <b>55.22%</b> | <b>44.78%</b> |      |    |     |    |

|  | PDC DISBURSEMENTS | AC DISBURSEMENTS | TOTAL          | %PDC   | %AC    |
|--|-------------------|------------------|----------------|--------|--------|
|  | \$895,253.54      | \$934,450.25     | \$1,829,703.79 | 48.93% | 51.07% |

|  | AVG PDC COST PER CASE | AVG AC COST PER CASE |
|--|-----------------------|----------------------|
|  | \$522.01              | \$671.78             |



**6TH CIRCUIT and 24TH CIRCUIT (CABELL & WAYNE COUNTIES)**

**PDC CASES REPRESENTED COMPARED TO AC CLAIMS PAID FY 2012**

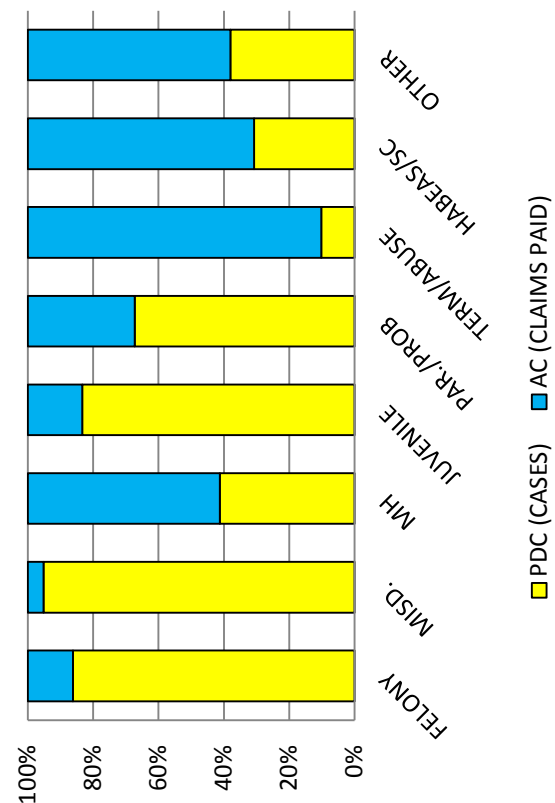
\*The 6th/24th Circuits operate under one Public Defender Corporation. AC figures include both Cabell and Wayne Counties

| CASE TYPES   | PDC          |              |               | AC             |                |                |
|--------------|--------------|--------------|---------------|----------------|----------------|----------------|
|              | PDC          | AC           | TOTAL         | DISBURSEMENTS  | DISBURSEMENTS  | TOTAL          |
| FELONY       | 2,797        | 449          | 3,246         | \$2,264,404.21 | \$1,404,116.92 | \$3,668,521.13 |
| MISD.        | 5,074        | 255          | 5,329         |                | \$2,392.00     |                |
| MH           | 366          | 522          | 888           |                |                |                |
| JUVENILE     | 1,224        | 244          | 1,468         |                |                |                |
| PAR./PROB    | 195          | 95           | 290           |                |                |                |
| TERM/ABUSE   | 61           | 539          | 600           |                |                |                |
| HABEAS/SC    | 16           | 36           | 52            |                |                |                |
| OTHER        | 38           | 62           | 100           |                |                |                |
| <b>TOTAL</b> | <b>9,771</b> | <b>2,202</b> | <b>11,973</b> |                |                |                |

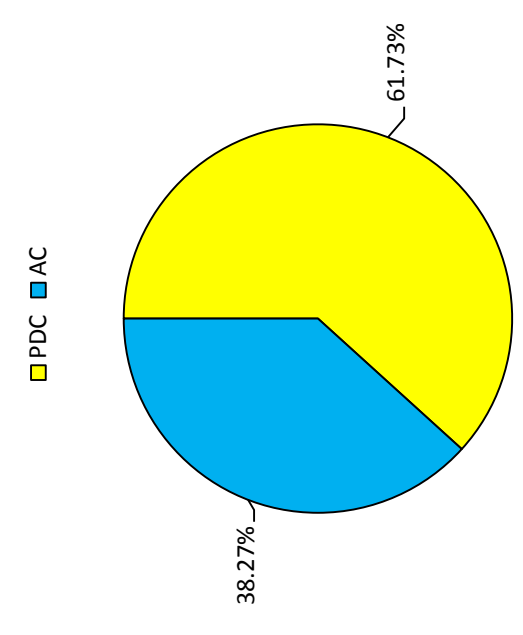
  

|  | AVG PDC COST PER CASE | AVG AC COST PER CASE |
|--|-----------------------|----------------------|
|  | <b>\$231.75</b>       | <b>\$637.66</b>      |

**6TH /24TH CIRC CASES/CLAIMS PAID**



**6TH/24TH CIRC PDC/AC DISBURSEMENTS**



**7TH CIRCUIT (LOGAN COUNTY)  
 PDC CASES REPRESENTED COMPARED TO AC CLAIMS PAID FY 2012**

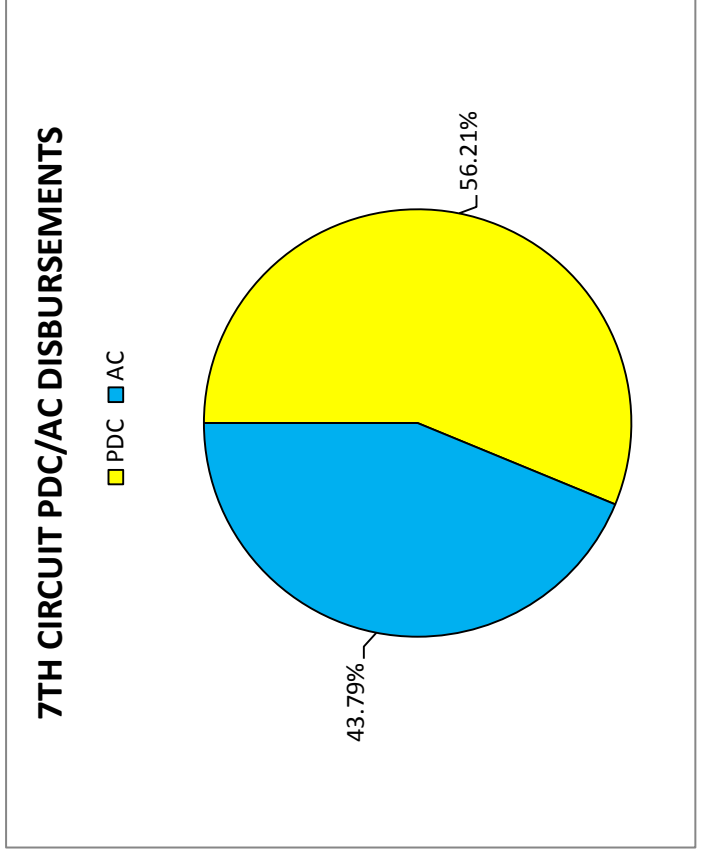
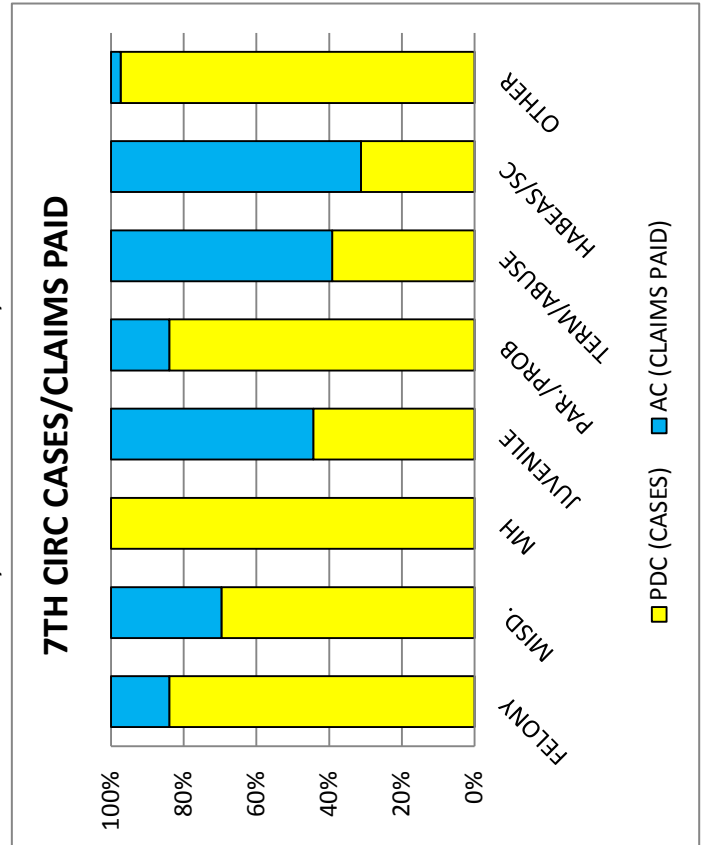
| CASE TYPES   | PDC          | AC         | TOTAL        | %PDC          | %AC           |
|--------------|--------------|------------|--------------|---------------|---------------|
| FELONY       | 809          | 154        | 963          | 84.01%        | 15.99%        |
| MISD.        | 618          | 270        | 888          | 69.59%        | 30.41%        |
| MH           | 93           | 0          | 93           | 100.00%       | 0.00%         |
| JUVENILE     | 90           | 113        | 203          | 44.33%        | 55.67%        |
| PAR./PROB    | 84           | 16         | 100          | 84.00%        | 16.00%        |
| TERM/ABUSE   | 108          | 168        | 276          | 39.13%        | 60.87%        |
| HABEAS/SC    | 5            | 11         | 16           | 31.25%        | 68.75%        |
| OTHER        | 507          | 14         | 521          | 97.31%        | 2.69%         |
| <b>TOTAL</b> | <b>2,314</b> | <b>746</b> | <b>3,060</b> | <b>75.62%</b> | <b>24.38%</b> |

| PDC DISBURSEMENTS | AC DISBURSEMENTS | TOTAL          | %PDC   | %AC    |
|-------------------|------------------|----------------|--------|--------|
| \$674,106.42      | \$525,087.54     | \$1,199,193.96 | 56.21% | 43.79% |

| AVG PDC COST PER CASE | AVG AC COST PER CASE |
|-----------------------|----------------------|
| <b>\$291.32</b>       | <b>\$703.87</b>      |

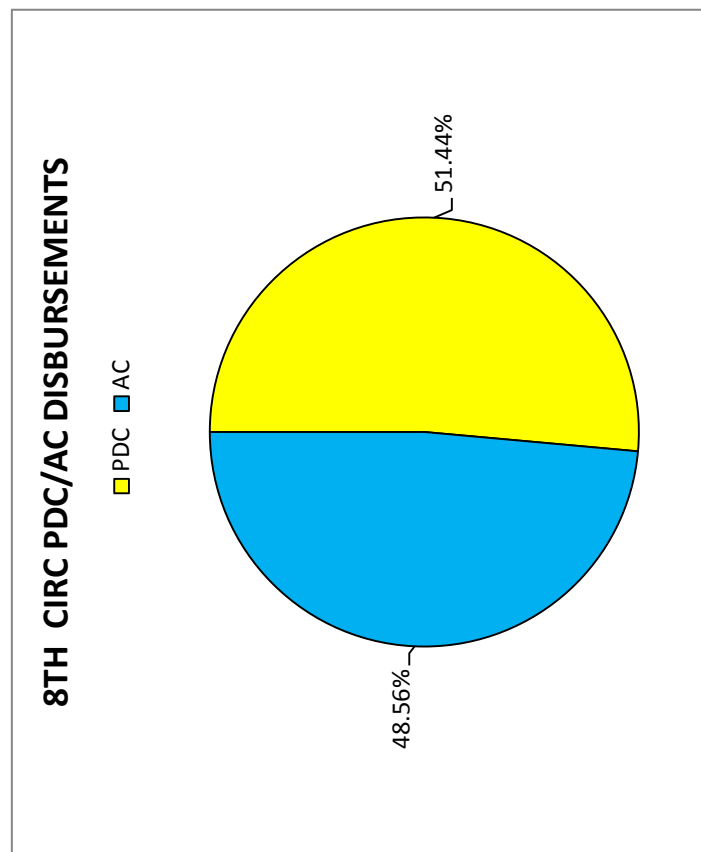
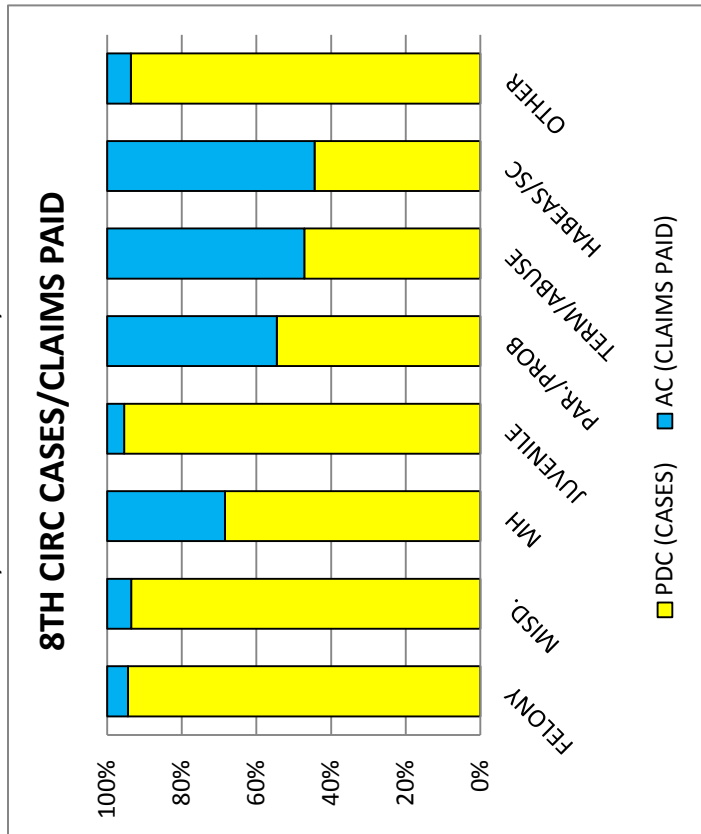


**8TH CIRCUIT (MCDOWELL COUNTY)**  
**PDC CASES REPRESENTED COMPARED TO AC CLAIMS PAID FY 2012**

| CASE TYPES   | PDC           |          | AC            |          | TOTAL        | %PDC          |              | %AC           |          |
|--------------|---------------|----------|---------------|----------|--------------|---------------|--------------|---------------|----------|
|              | DISBURSEMENTS | PER CASE | DISBURSEMENTS | PER CASE |              | DISBURSEMENTS | PER CASE     | DISBURSEMENTS | PER CASE |
| FELONY       | 1,343         |          | 80            |          | 1,423        | 94.38%        | 5.62%        |               |          |
| MISD.        | 2,302         |          | 158           |          | 2,460        | 93.58%        | 6.42%        |               |          |
| MH           | 26            |          | 12            |          | 38           | 68.42%        | 31.58%       |               |          |
| JUVENILE     | 398           |          | 19            |          | 417          | 95.44%        | 4.56%        |               |          |
| PAR./PROB    | 6             |          | 5             |          | 11           | 54.55%        | 45.45%       |               |          |
| TERM/ABUSE   | 115           |          | 129           |          | 244          | 47.13%        | 52.87%       |               |          |
| HABEAS/SC    | 4             |          | 5             |          | 9            | 44.44%        | 55.56%       |               |          |
| OTHER        | 89            |          | 6             |          | 95           | 93.68%        | 6.32%        |               |          |
| <b>TOTAL</b> | <b>4,283</b>  |          | <b>414</b>    |          | <b>4,697</b> | <b>91.19%</b> | <b>8.81%</b> |               |          |

| PDC           |          | AC            |            | TOTAL        | %PDC   | %AC    |
|---------------|----------|---------------|------------|--------------|--------|--------|
| DISBURSEMENTS | PER CASE | DISBURSEMENTS | PER CASE   |              |        |        |
| \$467,782.30  | \$109.22 | \$441,643.18  | \$1,066.77 | \$909,425.48 | 51.44% | 48.56% |



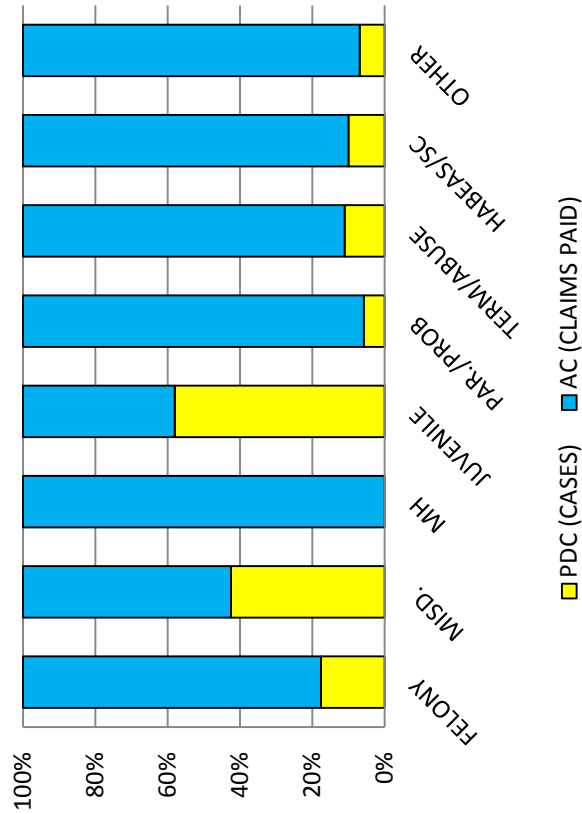
**9TH CIRCUIT (MERCER COUNTY)  
 PDC CASES REPRESENTED COMPARED TO AC CLAIMS PAID FY 2012**

| CASE TYPES   | PDC           |              |               | AC            |              |               |
|--------------|---------------|--------------|---------------|---------------|--------------|---------------|
|              | DISBURSEMENTS | PER CASE     | %AC           | DISBURSEMENTS | PER CASE     | %AC           |
| FELONY       | 81            | 380          | 82.43%        | 164           | 222          | 57.51%        |
| MISD.        | 164           | 222          | 42.49%        | 0             | 168          | 100.00%       |
| MH           | 0             | 168          | 0.00%         | 105           | 76           | 41.99%        |
| JUVENILE     | 105           | 76           | 58.01%        | 3             | 49           | 94.23%        |
| PAR./PROB    | 3             | 49           | 5.77%         | 65            | 523          | 88.95%        |
| TERM/ABUSE   | 65            | 523          | 11.05%        | 4             | 36           | 90.00%        |
| HABEAS/SC    | 4             | 36           | 10.00%        | 8             | 108          | 93.10%        |
| OTHER        | 8             | 108          | 6.90%         | 430           | 1,562        | 21.59%        |
| <b>TOTAL</b> | <b>430</b>    | <b>1,562</b> | <b>21.59%</b> | <b>1,992</b>  | <b>1,992</b> | <b>78.41%</b> |

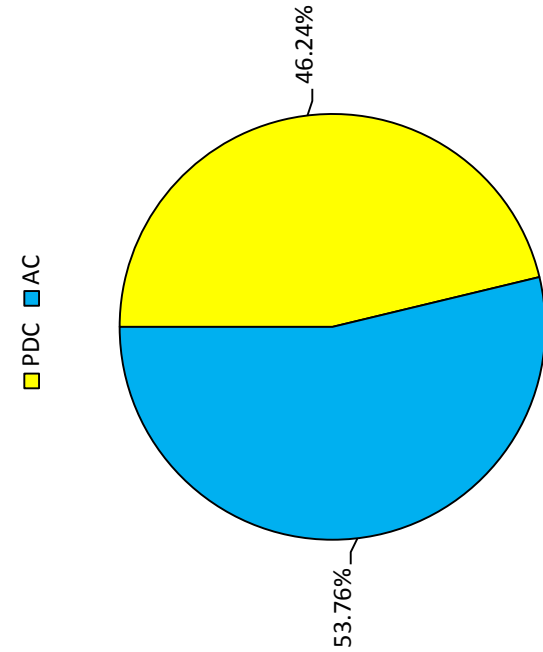
  

| PDC            |            | AC             |          |
|----------------|------------|----------------|----------|
| DISBURSEMENTS  | PER CASE   | DISBURSEMENTS  | PER CASE |
| \$1,178,813.73 | \$2,741.43 | \$1,370,592.01 | \$877.46 |

**9TH CIRC CASES/CLAIMS PAID**



**9TH CIRCUIT PDC/AC DISBURSEMENTS**

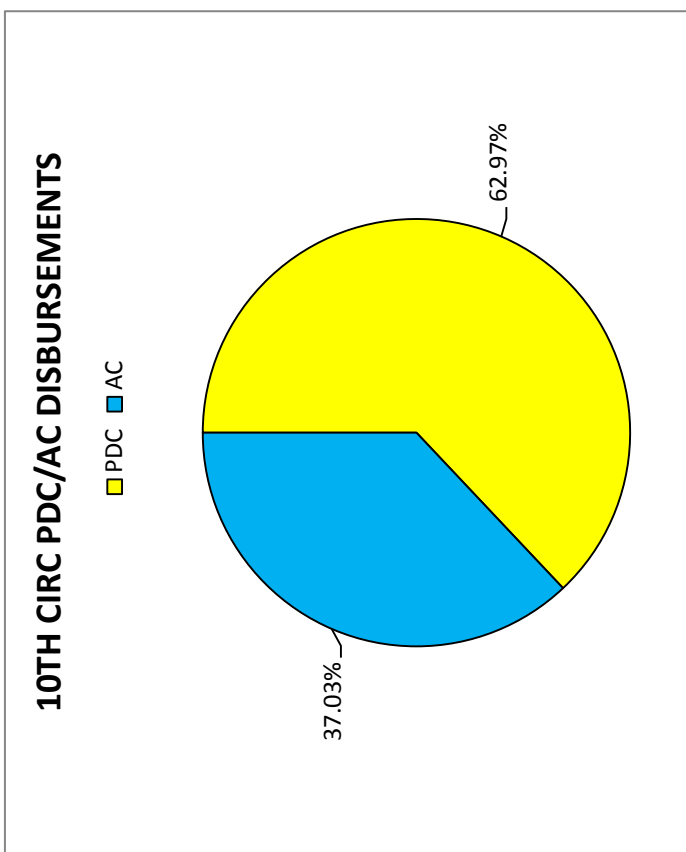
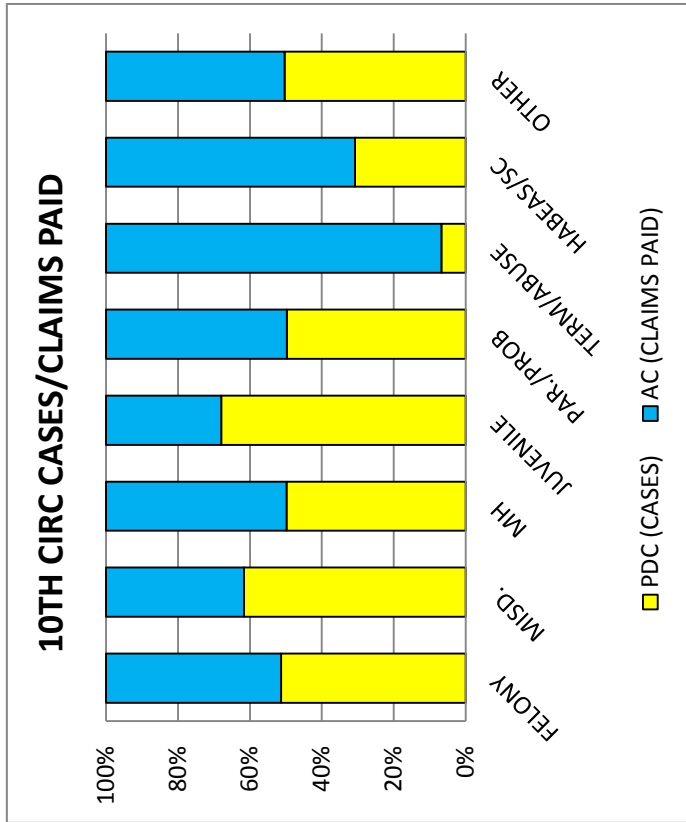


**10TH CIRCUIT (RALEIGH COUNTY)  
 PDC CASES REPRESENTED COMPARED TO AC CLAIMS PAID FY 2012**

| CASE TYPES   | PDC          |            |              | AC            |               |     |
|--------------|--------------|------------|--------------|---------------|---------------|-----|
|              | PDC          | AC         | TOTAL        | %PDC          | %AC           | %AC |
| FELONY       | 1,335        | 203        | 1,538        | 86.80%        | 13.20%        |     |
| MISD.        | 2,128        | 178        | 2,306        | 92.28%        | 7.72%         |     |
| MH           | 297          | 2          | 299          | 99.33%        | 0.67%         |     |
| JUVENILE     | 275          | 34         | 309          | 89.00%        | 11.00%        |     |
| PAR./PROB    | 337          | 24         | 361          | 93.35%        | 6.65%         |     |
| TERM/ABUSE   | 36           | 524        | 560          | 6.43%         | 93.57%        |     |
| HABEAS/SC    | 4            | 6          | 10           | 40.00%        | 60.00%        |     |
| OTHER        | 134          | 8          | 142          | 94.37%        | 5.63%         |     |
| <b>TOTAL</b> | <b>4,546</b> | <b>979</b> | <b>5,525</b> | <b>82.28%</b> | <b>17.72%</b> |     |

| PDC                 |                 | AC                 |                 |
|---------------------|-----------------|--------------------|-----------------|
| DISBURSEMENTS       | COST            | DISBURSEMENTS      | PER CASE        |
| \$1,272,323.57      |                 | \$748,307.15       |                 |
| <b>AVG PDC COST</b> | <b>PER CASE</b> | <b>AVG AC COST</b> | <b>PER CASE</b> |
|                     |                 |                    | <b>\$764.36</b> |

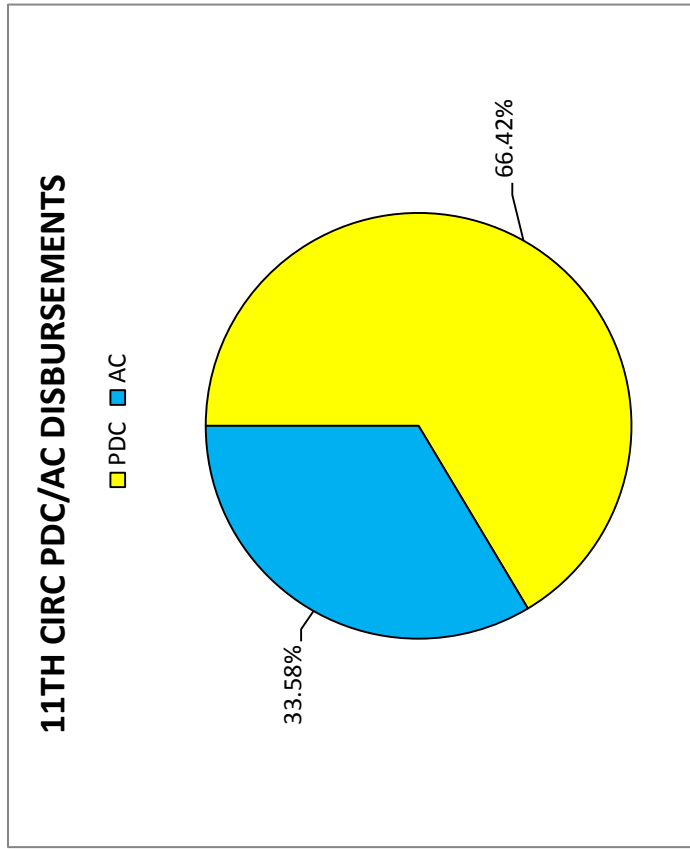
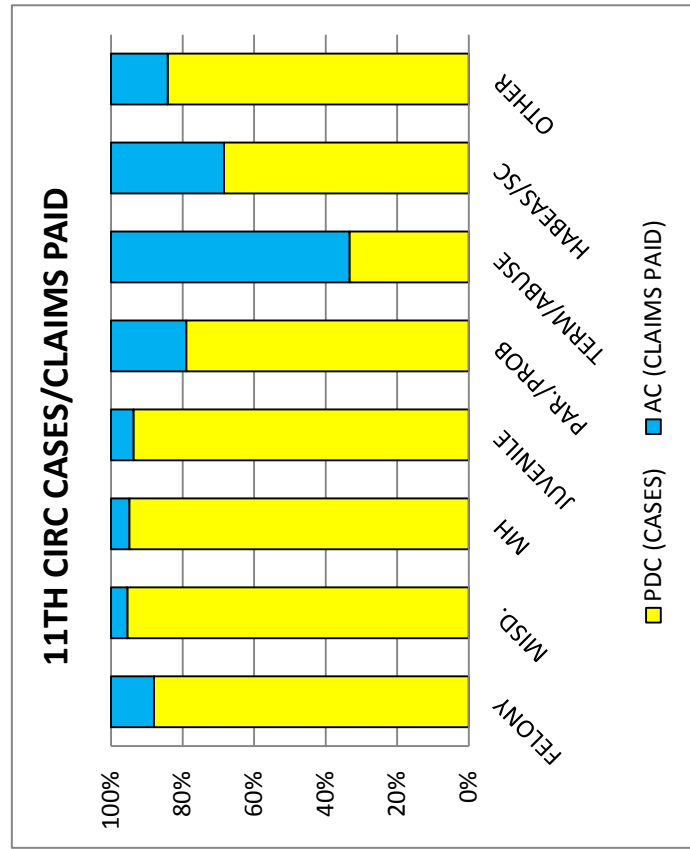


**11TH CIRCUIT (GREENBRIER & POCAHONTAS COUNTIES)  
 PDC CASES REPRESENTED COMPARED TO AC CLAIMS PAID FY 2012**

| CASE TYPES   | PDC         | AC         | TOTAL       | %PDC          | %AC           |
|--------------|-------------|------------|-------------|---------------|---------------|
| FELONY       | 589         | 80         | 669         | 88.04%        | 11.96%        |
| MISD.        | 808         | 39         | 847         | 95.40%        | 4.60%         |
| MH           | 205         | 11         | 216         | 94.91%        | 5.09%         |
| JUVENILE     | 226         | 15         | 241         | 93.78%        | 6.22%         |
| PAR./PROB    | 15          | 4          | 19          | 78.95%        | 21.05%        |
| TERM/ABUSE   | 67          | 134        | 201         | 33.33%        | 66.67%        |
| HABEAS/SC    | 13          | 6          | 19          | 68.42%        | 31.58%        |
| OTHER        | 53          | 10         | 63          | 84.13%        | 15.87%        |
| <b>TOTAL</b> | <b>1976</b> | <b>299</b> | <b>2275</b> | <b>86.86%</b> | <b>13.14%</b> |

|                              | PDC DISBURSEMENTS | AC DISBURSEMENTS  | TOTAL          | %PDC   | %AC    |
|------------------------------|-------------------|-------------------|----------------|--------|--------|
|                              | \$768,136.48      | \$388,404.29      | \$1,156,540.77 | 66.42% | 33.58% |
| <b>AVG PDC COST PER CASE</b> | <b>\$388.73</b>   | <b>\$1,299.01</b> |                |        |        |



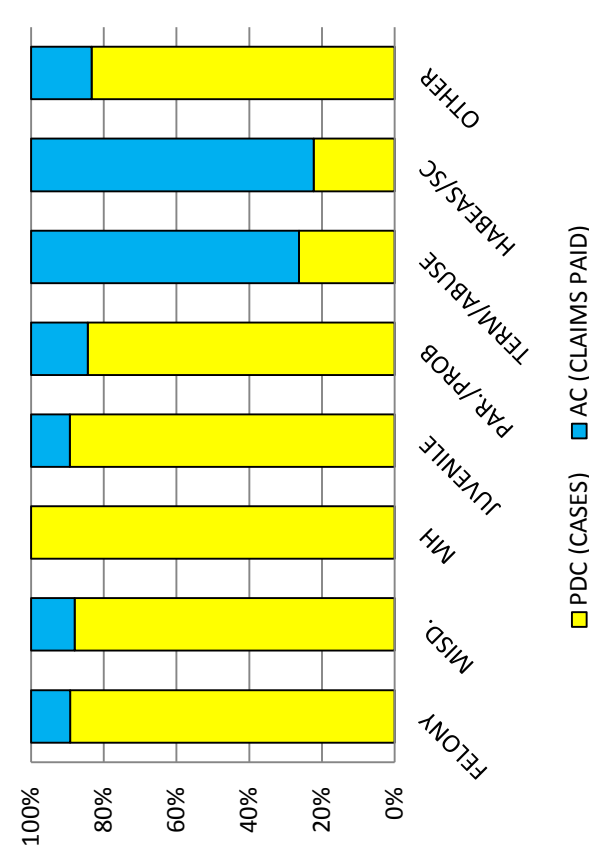
**12TH CIRCUIT (FAYETTE COUNTY)  
 PDC CASES REPRESENTED COMPARED TO AC CLAIMS PAID FY 2012**

| CASE TYPES   | PDC          | AC         | TOTAL        | %PDC          | %AC           |
|--------------|--------------|------------|--------------|---------------|---------------|
| FELONY       | 458          | 55         | 513          | 89.28%        | 10.72%        |
| MISD.        | 580          | 79         | 659          | 88.01%        | 11.99%        |
| MH           | 41           | 0          | 41           | 100.00%       | 0.00%         |
| JUVENILE     | 84           | 10         | 94           | 89.36%        | 10.64%        |
| PAR./PROB    | 38           | 7          | 45           | 84.44%        | 15.56%        |
| TERM/ABUSE   | 39           | 109        | 148          | 26.35%        | 73.65%        |
| HABEAS/SC    | 2            | 7          | 9            | 22.22%        | 77.78%        |
| OTHER        | 20           | 4          | 24           | 83.33%        | 16.67%        |
| <b>TOTAL</b> | <b>1,262</b> | <b>271</b> | <b>1,533</b> | <b>82.32%</b> | <b>17.68%</b> |

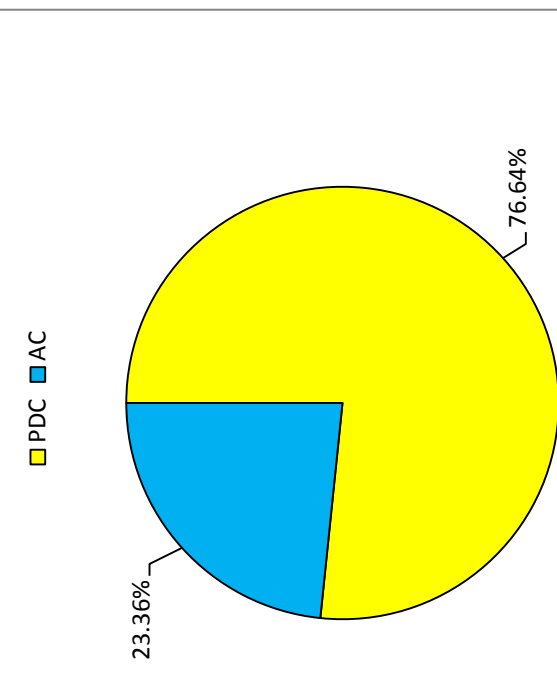
  

|                              | PDC             | AC                          | TOTAL           | %PDC   | %AC    |
|------------------------------|-----------------|-----------------------------|-----------------|--------|--------|
| DISBURSEMENTS                | \$573,910.36    | \$174,973.57                | \$748,883.93    | 76.64% | 23.36% |
| <b>AVG PDC COST PER CASE</b> | <b>\$454.76</b> | <b>AVG AC COST PER CASE</b> | <b>\$645.66</b> |        |        |

**12TH CIRC CASES/CLAIMS PAID**



**12TH CIRC PDC/AC DISBURSEMENTS**

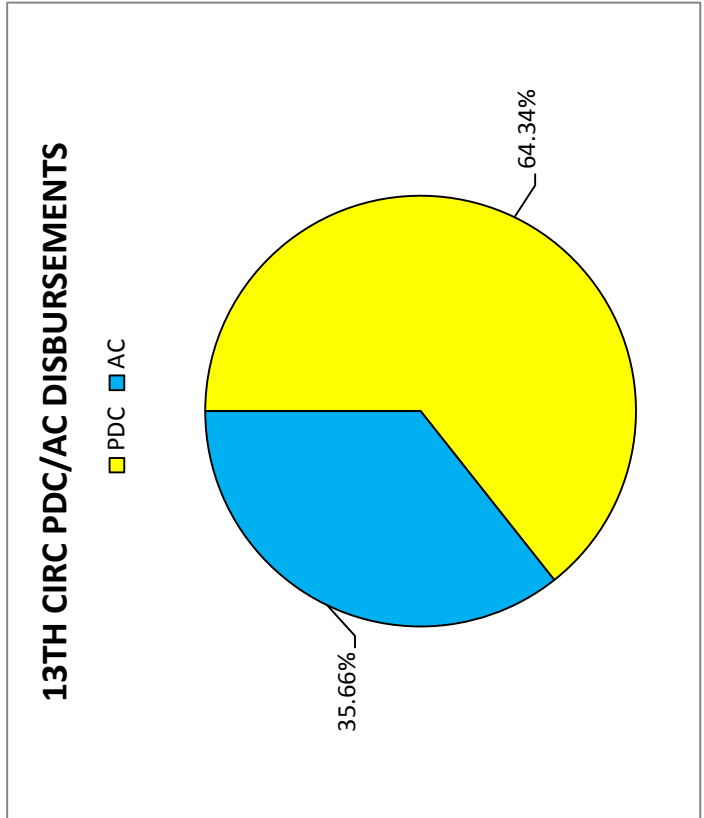
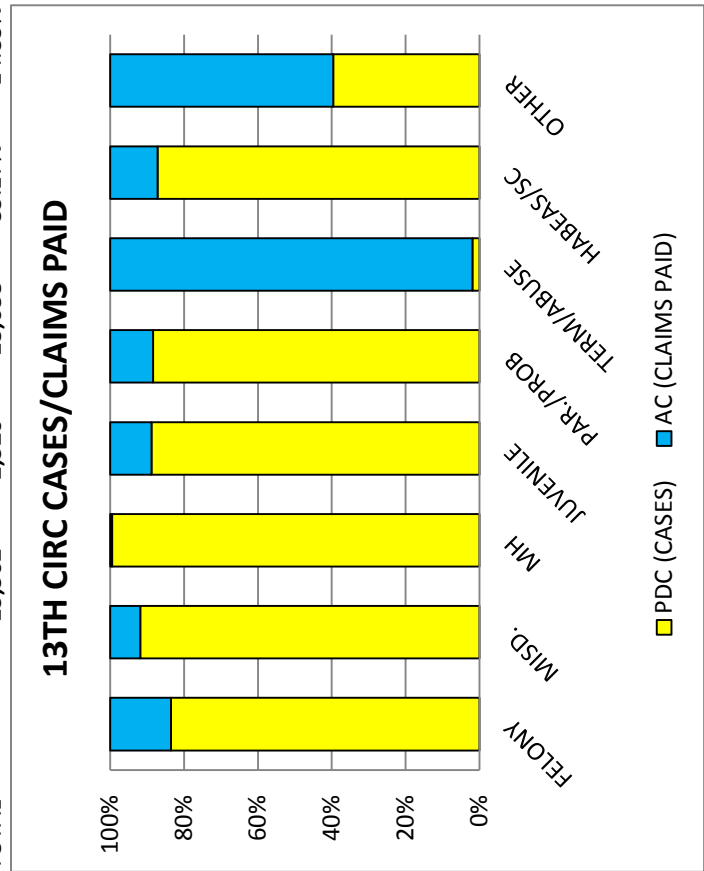


**13TH CIRCUIT (KANAWHA COUNTY)  
 PDC CASES REPRESENTED COMPARED TO AC CLAIMS PAID FY 2012**

| CASE TYPES   | PDC           |          | AC            |          | TOTAL         |          | %PDC          |          | %AC           |          |
|--------------|---------------|----------|---------------|----------|---------------|----------|---------------|----------|---------------|----------|
|              | DISBURSEMENTS | PER CASE | DISBURSEMENTS | PER CASE | DISBURSEMENTS | PER CASE | DISBURSEMENTS | PER CASE | DISBURSEMENTS | PER CASE |
| FELONY       | 3,185         |          | 630           |          | 3,815         |          | 83.49%        |          | 16.51%        |          |
| MISD.        | 6,749         |          | 597           |          | 7,346         |          | 91.87%        |          | 8.13%         |          |
| MH           | 1,192         |          | 6             |          | 1,198         |          | 99.50%        |          | 0.50%         |          |
| JUVENILE     | 1,372         |          | 173           |          | 1,545         |          | 88.80%        |          | 11.20%        |          |
| PAR./PROB    | 555           |          | 73            |          | 628           |          | 88.38%        |          | 11.62%        |          |
| TERM/ABUSE   | 11            |          | 580           |          | 591           |          | 1.86%         |          | 98.14%        |          |
| HABEAS/SC    | 136           |          | 20            |          | 156           |          | 87.18%        |          | 12.82%        |          |
| OTHER        | 162           |          | 247           |          | 409           |          | 39.61%        |          | 60.39%        |          |
| <b>TOTAL</b> | <b>13,362</b> |          | <b>2,326</b>  |          | <b>15,688</b> |          | <b>85.17%</b> |          | <b>14.83%</b> |          |

| PDC                 |                 | AC                 |                 | TOTAL                 |          |
|---------------------|-----------------|--------------------|-----------------|-----------------------|----------|
| DISBURSEMENTS       | PER CASE        | DISBURSEMENTS      | PER CASE        | DISBURSEMENTS         | PER CASE |
| \$3,161,213.78      |                 | \$1,751,820.50     |                 | <b>\$4,913,034.28</b> |          |
| <b>AVG PDC COST</b> | <b>\$236.58</b> | <b>AVG AC COST</b> | <b>\$753.15</b> |                       |          |

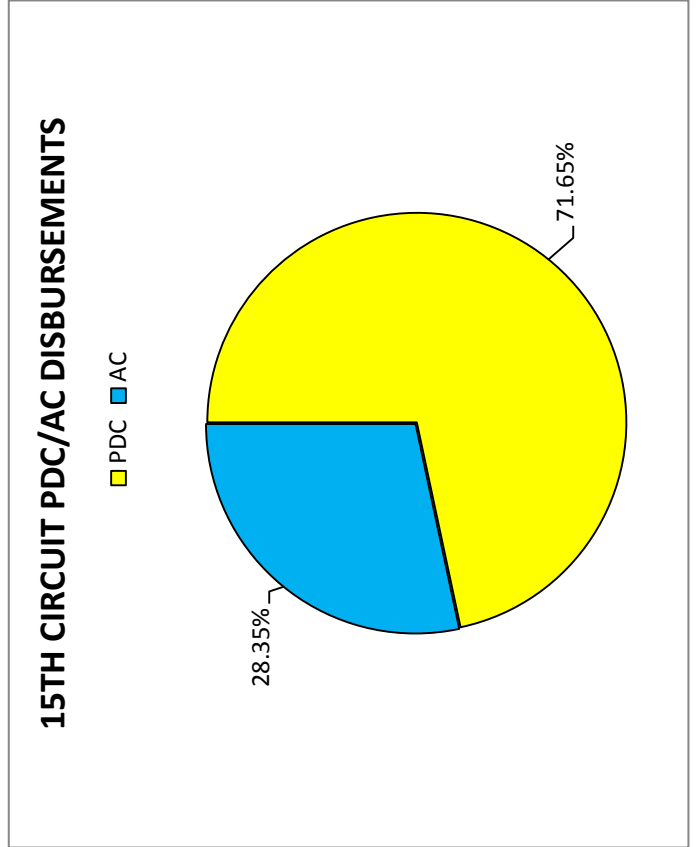
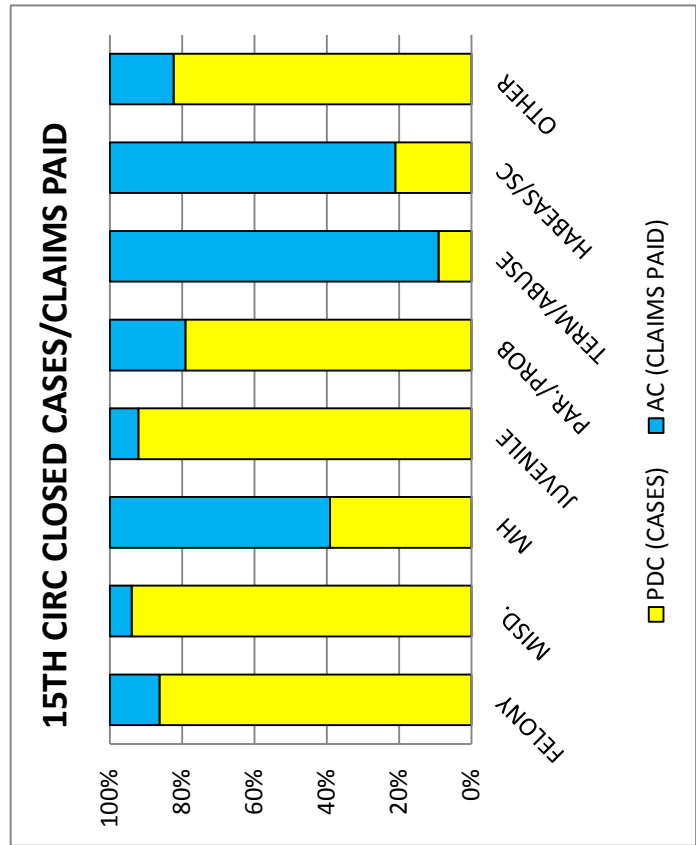


**15TH CIRCUIT (HARRISON COUNTY)  
 PDC CASES REPRESENTED COMPARED TO AC CLAIMS PAID FY 2012**

| CASE TYPES   | PDC           |          | AC            |          | TOTAL         |          | %PDC          |          | %AC           |          |
|--------------|---------------|----------|---------------|----------|---------------|----------|---------------|----------|---------------|----------|
|              | DISBURSEMENTS | PER CASE | DISBURSEMENTS | PER CASE | DISBURSEMENTS | PER CASE | DISBURSEMENTS | PER CASE | DISBURSEMENTS | PER CASE |
| FELONY       | 589           |          | 94            |          | 683           |          | 86.24%        |          | 13.76%        |          |
| MISD.        | 1,438         |          | 92            |          | 1,530         |          | 93.99%        |          | 6.01%         |          |
| MH           | 27            |          | 42            |          | 69            |          | 39.13%        |          | 60.87%        |          |
| JUVENILE     | 477           |          | 41            |          | 518           |          | 92.08%        |          | 7.92%         |          |
| PAR./PROB    | 102           |          | 27            |          | 129           |          | 79.07%        |          | 20.93%        |          |
| TERM/ABUSE   | 17            |          | 170           |          | 187           |          | 9.09%         |          | 90.91%        |          |
| HABEAS/SC    | 4             |          | 15            |          | 19            |          | 21.05%        |          | 78.95%        |          |
| OTHER        | 42            |          | 9             |          | 51            |          | 82.35%        |          | 17.65%        |          |
| <b>TOTAL</b> | <b>2,696</b>  |          | <b>490</b>    |          | <b>3,186</b>  |          | <b>84.62%</b> |          | <b>15.38%</b> |          |

|                              | PDC DISBURSEMENTS | AC DISBURSEMENTS  | TOTAL          | %PDC   | %AC    |
|------------------------------|-------------------|-------------------|----------------|--------|--------|
|                              | \$1,290,317.85    | \$510,515.11      | \$1,800,832.96 | 71.65% | 28.35% |
| <b>AVG PDC COST PER CASE</b> | <b>\$478.60</b>   |                   |                |        |        |
| <b>AVG AC COST PER CASE</b>  |                   | <b>\$1,041.87</b> |                |        |        |



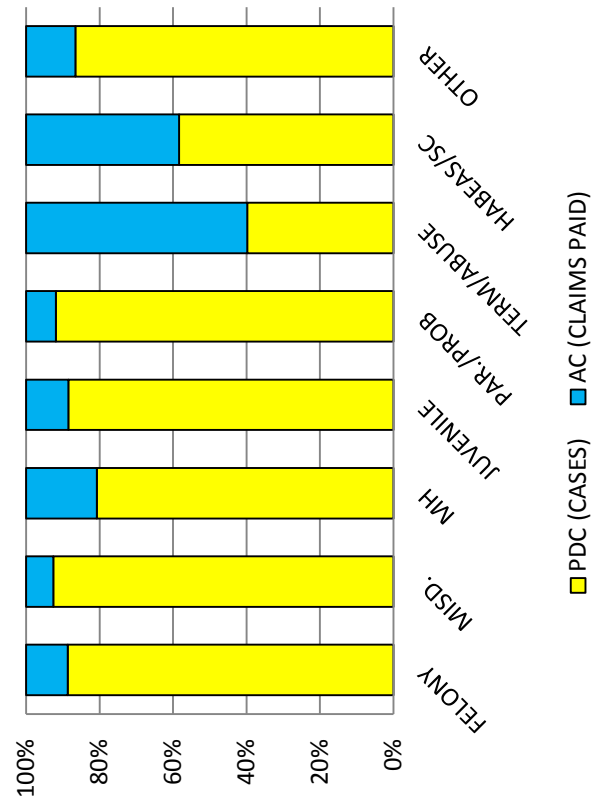
**18TH CIRCUIT (PRESTON COUNTY)  
 PDC CASES REPRESENTED COMPARED TO AC CLAIMS PAID FY 2012**

| CASE TYPES   | PDC         | AC         | TOTAL       | %PDC          | %AC           |
|--------------|-------------|------------|-------------|---------------|---------------|
| FELONY       | 361         | 46         | 407         | 88.70%        | 11.30%        |
| MISD.        | 386         | 31         | 417         | 92.57%        | 7.43%         |
| MH           | 21          | 5          | 26          | 80.77%        | 19.23%        |
| JUVENILE     | 131         | 17         | 148         | 88.51%        | 11.49%        |
| PAR./PROB    | 68          | 6          | 74          | 91.89%        | 8.11%         |
| TERM/ABUSE   | 45          | 68         | 113         | 39.82%        | 60.18%        |
| HABEAS/SC    | 7           | 5          | 12          | 58.33%        | 41.67%        |
| OTHER        | 71          | 11         | 82          | 86.59%        | 13.41%        |
| <b>TOTAL</b> | <b>1090</b> | <b>189</b> | <b>1279</b> | <b>85.22%</b> | <b>14.78%</b> |

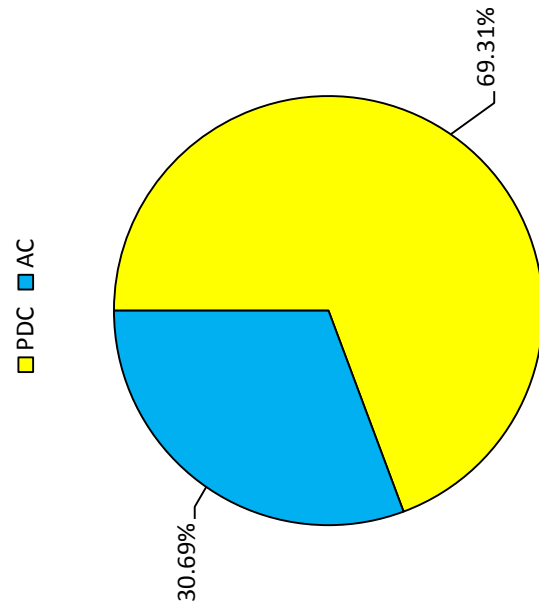
  

|                              | PDC DISBURSEMENTS | AC DISBURSEMENTS            | TOTAL             | %PDC   | %AC    |
|------------------------------|-------------------|-----------------------------|-------------------|--------|--------|
|                              | \$508,462.30      | \$225,140.23                | \$733,602.53      | 69.31% | 30.69% |
| <b>AVG PDC COST PER CASE</b> | <b>\$466.48</b>   | <b>AVG AC COST PER CASE</b> | <b>\$1,191.22</b> |        |        |

**18TH CIRC CASES/CLAIMS PAID**



**18TH CIRC PDC/AC DISBURSEMENTS**



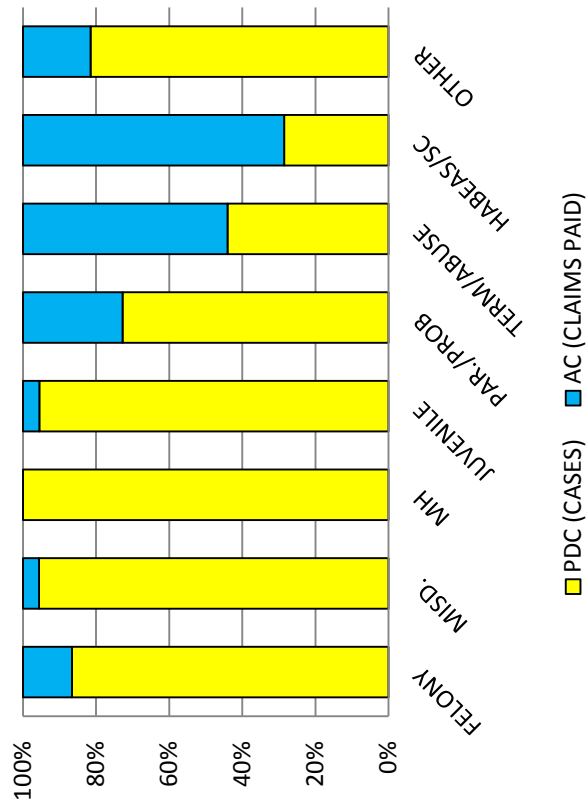
**23RD CIRCUIT (BERKELEY, JEFFERSON & MORGAN COUNTIES)  
 PDC CASES REPRESENTED COMPARED TO AC CLAIMS PAID FY 2012**

| CASE TYPES   | PDC           |          | AC            |          | TOTAL         |          | %AC           |               |
|--------------|---------------|----------|---------------|----------|---------------|----------|---------------|---------------|
|              | DISBURSEMENTS | PER CASE | DISBURSEMENTS | PER CASE | DISBURSEMENTS | PER CASE | DISBURSEMENTS | PER CASE      |
| FELONY       | 1,940         |          | 300           |          | 2,240         |          | 86.61%        | 13.39%        |
| MISD.        | 3,297         |          | 152           |          | 3,449         |          | 95.59%        | 4.41%         |
| MH           | 179           |          | 0             |          | 179           |          | 100.00%       | 0.00%         |
| JUVENILE     | 968           |          | 45            |          | 1,013         |          | 95.56%        | 4.44%         |
| PAR./PROB    | 64            |          | 24            |          | 88            |          | 72.73%        | 27.27%        |
| TERM/ABUSE   | 299           |          | 380           |          | 679           |          | 44.04%        | 55.96%        |
| HABEAS/SC    | 10            |          | 25            |          | 35            |          | 28.57%        | 71.43%        |
| OTHER        | 66            |          | 15            |          | 81            |          | 81.48%        | 18.52%        |
| <b>TOTAL</b> | <b>6,823</b>  |          | <b>941</b>    |          | <b>7,764</b>  |          | <b>87.88%</b> | <b>12.12%</b> |

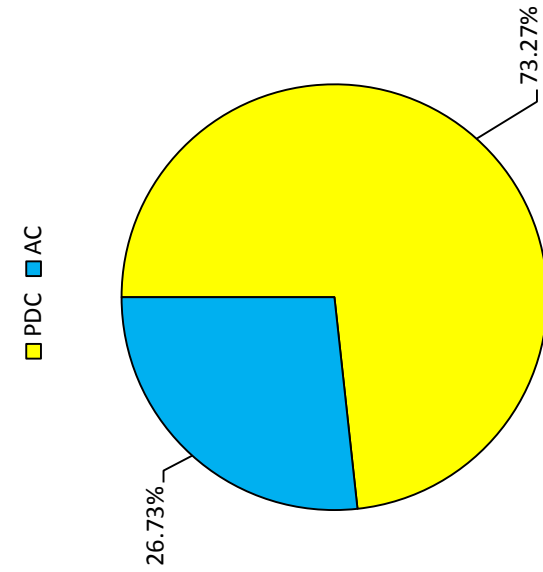
  

| PDC                 |                 | AC                 |                   | TOTAL          |          | %AC           |          |
|---------------------|-----------------|--------------------|-------------------|----------------|----------|---------------|----------|
| DISBURSEMENTS       | PER CASE        | DISBURSEMENTS      | PER CASE          | DISBURSEMENTS  | PER CASE | DISBURSEMENTS | PER CASE |
| \$3,294,325.87      |                 | \$1,201,723.56     |                   | \$4,496,049.43 |          | 73.27%        | 26.73%   |
| <b>AVG PDC COST</b> | <b>\$482.83</b> | <b>AVG AC COST</b> | <b>\$1,277.07</b> |                |          |               |          |

**23RD CIRC CASES/CLAIMS PAID**



**23RD CIRCUIT PDC/AC DISBURSEMENTS**



**25TH CIRCUIT (BOONE & LINCOLN COUNTIES)  
 PDC CASES REPRESENTED COMPARED TO AC CLAIMS PAID FY 2012**

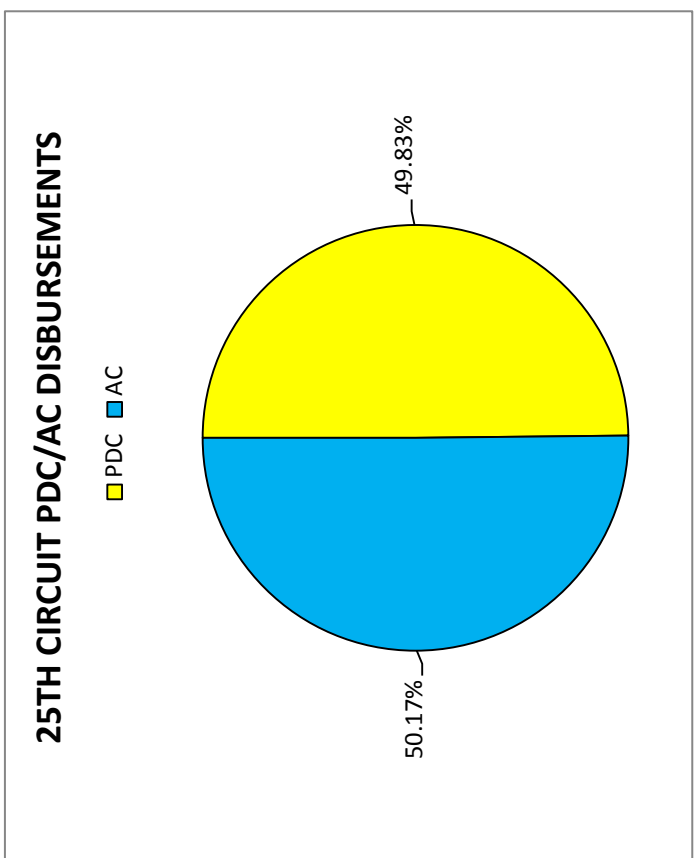
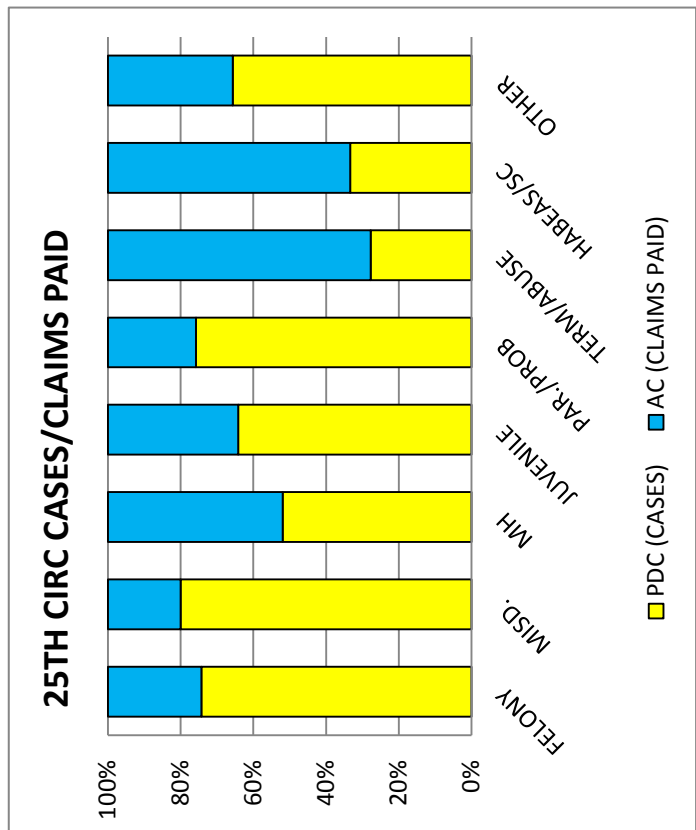
| CASE TYPES   | PDC          | AC         | TOTAL        | %PDC          | %AC           |
|--------------|--------------|------------|--------------|---------------|---------------|
| FELONY       | 662          | 229        | 891          | 74.30%        | 25.70%        |
| MISD.        | 878          | 219        | 1,097        | 80.04%        | 19.96%        |
| MH           | 53           | 49         | 102          | 51.96%        | 48.04%        |
| JUVENILE     | 322          | 180        | 502          | 64.14%        | 35.86%        |
| PAR./PROB    | 122          | 39         | 161          | 75.78%        | 24.22%        |
| TERM/ABUSE   | 73           | 190        | 263          | 27.76%        | 72.24%        |
| HABEAS/SC    | 3            | 6          | 9            | 33.33%        | 66.67%        |
| OTHER        | 21           | 11         | 32           | 65.63%        | 34.38%        |
| <b>TOTAL</b> | <b>2,134</b> | <b>923</b> | <b>3,057</b> | <b>69.81%</b> | <b>30.19%</b> |

|  | PDC DISBURSEMENTS | AC DISBURSEMENTS | TOTAL          | %PDC   | %AC    |
|--|-------------------|------------------|----------------|--------|--------|
|  | \$774,777.60      | \$780,019.84     | \$1,554,797.44 | 49.83% | 50.17% |

|  | AVG PDC COST PER CASE | AVG AC COST PER CASE |
|--|-----------------------|----------------------|
|  | \$363.06              | \$845.09             |



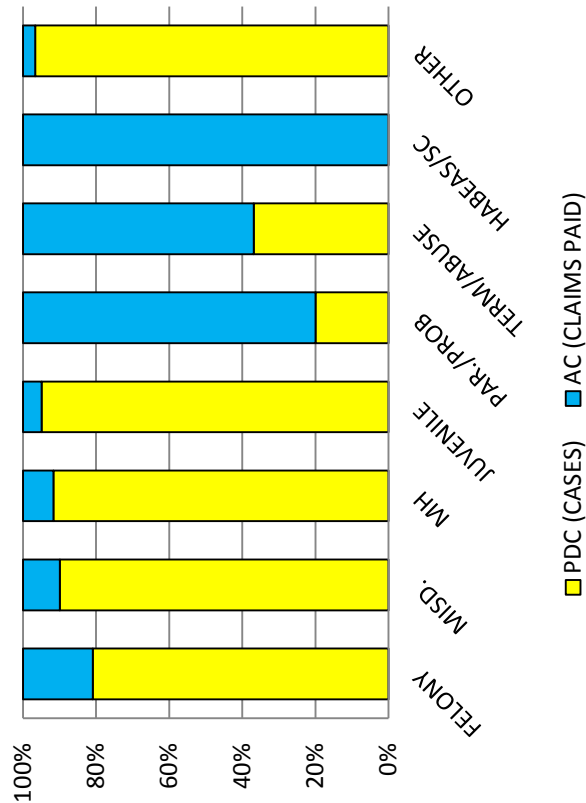
**28TH CIRCUIT (NICHOLAS COUNTY)  
 PDC CASES REPRESENTED COMPARED TO AC CLAIMS PAID FY 2012**

| CASE TYPES   | PDC        | AC         | TOTAL       | %PDC          | %AC           |
|--------------|------------|------------|-------------|---------------|---------------|
| FELONY       | 258        | 61         | 319         | 80.88%        | 19.12%        |
| MISD.        | 347        | 39         | 386         | 89.90%        | 10.10%        |
| MH           | 11         | 1          | 12          | 91.67%        | 8.33%         |
| JUVENILE     | 93         | 5          | 98          | 94.90%        | 5.10%         |
| PAR./PROB    | 1          | 4          | 5           | 20.00%        | 80.00%        |
| TERM/ABUSE   | 56         | 96         | 152         | 36.84%        | 63.16%        |
| HABEAS/SC    | 0          | 3          | 3           | 0.00%         | 100.00%       |
| OTHER        | 29         | 1          | 30          | 96.67%        | 3.33%         |
| <b>TOTAL</b> | <b>795</b> | <b>210</b> | <b>1005</b> | <b>79.10%</b> | <b>20.90%</b> |

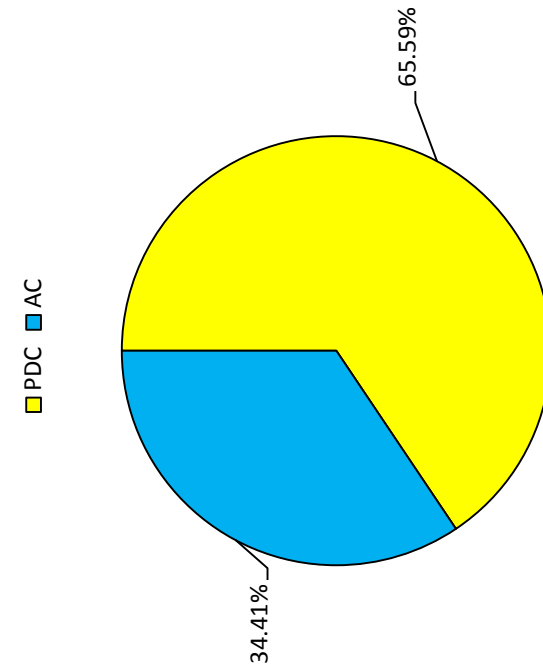
  

|                              | PDC DISBURSEMENTS | AC DISBURSEMENTS            | TOTAL           | %PDC   | %AC    |
|------------------------------|-------------------|-----------------------------|-----------------|--------|--------|
|                              | \$368,574.24      | \$193,380.92                | \$561,955.16    | 65.59% | 34.41% |
| <b>AVG PDC COST PER CASE</b> | <b>\$463.62</b>   | <b>AVG AC COST PER CASE</b> | <b>\$920.86</b> |        |        |

**28TH CIRC CASES/CLAIMS PAID**



**28TH CIRCUIT PDC/AC DISBURSEMENTS**



**30TH CIRCUIT (MINGO COUNTY)  
 PDC CASES REPRESENTED COMPARED TO AC CLAIMS PAID FY 2012**

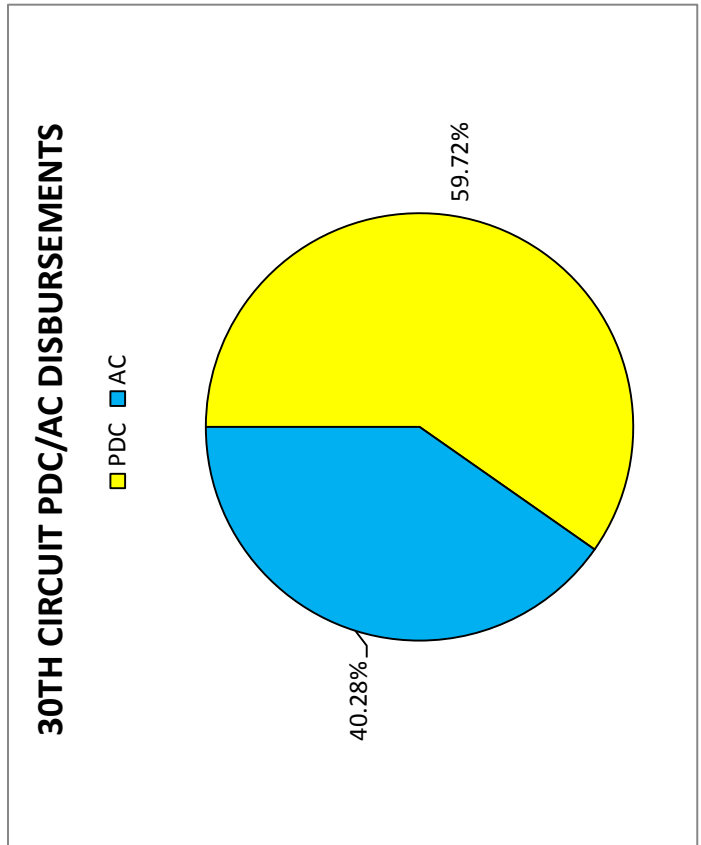
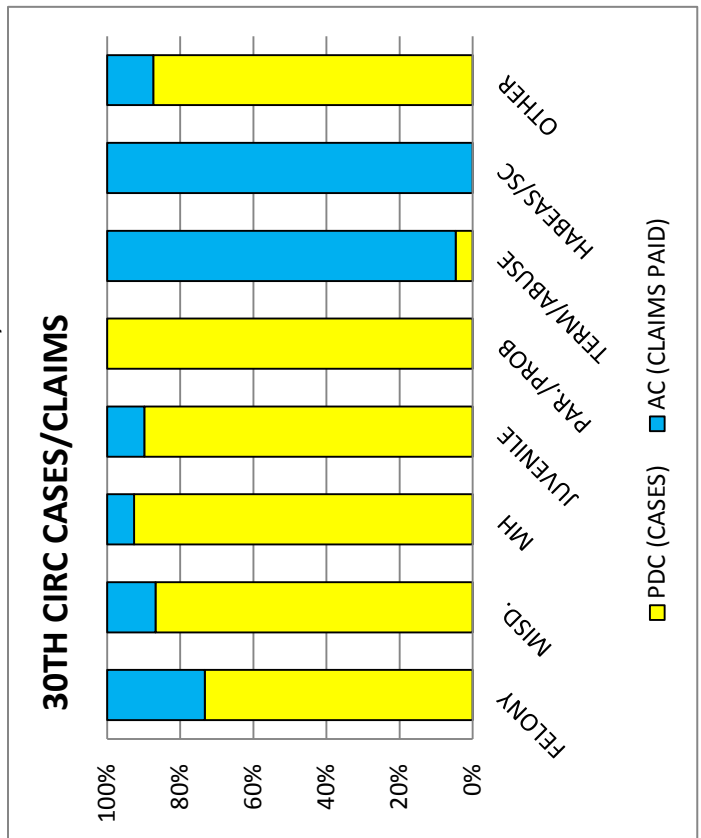
| CASE TYPES   | PDC           |            | AC            |               | TOTAL | %PDC | %AC |
|--------------|---------------|------------|---------------|---------------|-------|------|-----|
|              | DISBURSEMENTS | AC         | DISBURSEMENTS | AC            |       |      |     |
| FELONY       | 255           | 93         | 348           | 26.72%        |       |      |     |
| MISD.        | 327           | 50         | 377           | 13.26%        |       |      |     |
| MH           | 63            | 5          | 68            | 7.35%         |       |      |     |
| JUVENILE     | 142           | 16         | 158           | 10.13%        |       |      |     |
| PAR./PROB    | 10            | 0          | 10            | 0.00%         |       |      |     |
| TERM/ABUSE   | 6             | 123        | 129           | 95.35%        |       |      |     |
| HABEAS/SC    | 0             | 7          | 7             | 100.00%       |       |      |     |
| OTHER        | 69            | 10         | 79            | 12.66%        |       |      |     |
| <b>TOTAL</b> | <b>872</b>    | <b>304</b> | <b>1,176</b>  | <b>25.85%</b> |       |      |     |

| PDC           |              | AC            |        | TOTAL  | %PDC   | %AC |
|---------------|--------------|---------------|--------|--------|--------|-----|
| DISBURSEMENTS | AC           | DISBURSEMENTS | AC     |        |        |     |
| \$438,137.30  | \$295,486.60 | \$733,623.90  | 40.28% | 59.72% | 40.28% |     |

| AVG PDC COST PER CASE |          | AVG AC COST PER CASE |  |
|-----------------------|----------|----------------------|--|
| \$502.45              | \$972.00 |                      |  |

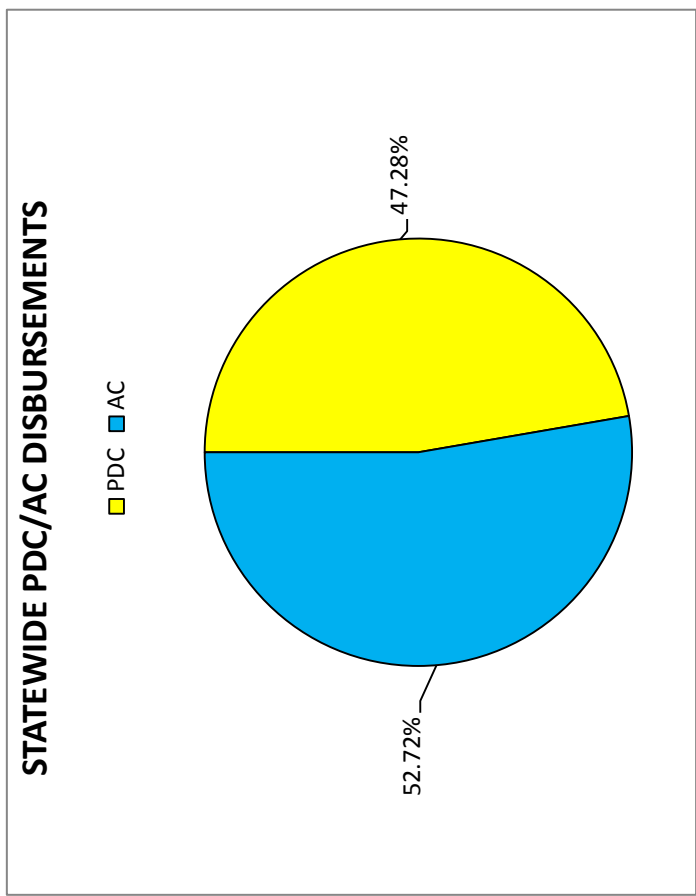
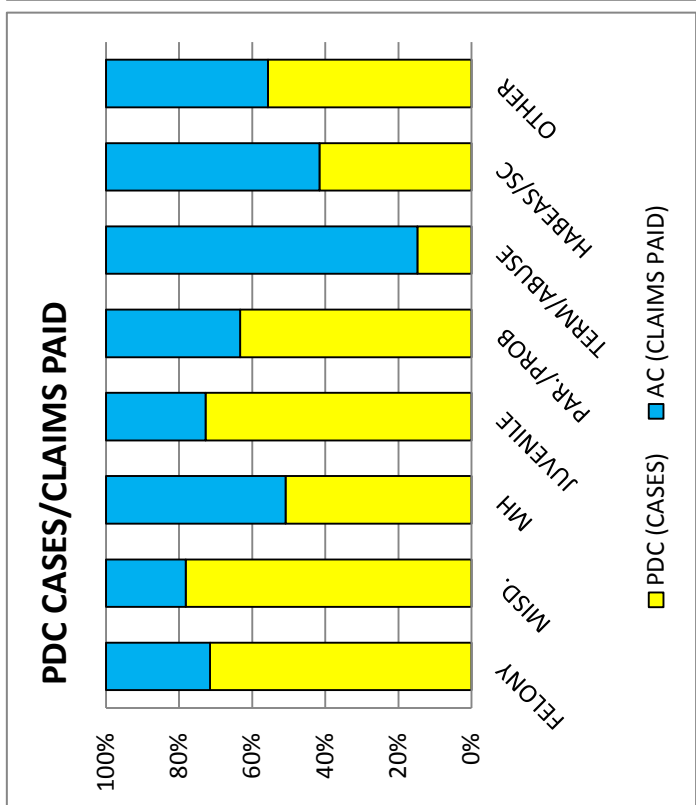


**STATISTICS FOR BOTH PDC AND APPOINTED COUNSEL STATEWIDE  
 PDC CASES REPRESENTED COMPARED TO AC CLAIMS PAID FY 2012**

| CASE TYPES   | PDC           |               |               |               | AC            |                 |                 |                 |        |
|--------------|---------------|---------------|---------------|---------------|---------------|-----------------|-----------------|-----------------|--------|
|              | PDC           | AC            | TOTAL         | %PDC          | %AC           | DISBURSEMENTS   | DISBURSEMENTS   | TOTAL           | %AC    |
| FELONY       | 16,500        | 6,560         | 23,060        | 71.55%        | 28.45%        | \$19,695,724.82 | \$21,960,493.86 | \$41,656,218.68 | 47.28% |
| MISD.        | 28,487        | 7,954         | 36,441        | 78.17%        | 21.83%        |                 |                 |                 |        |
| MH           | 2,706         | 2,610         | 5,316         | 50.90%        | 49.10%        |                 |                 |                 |        |
| JUVENILE     | 6,643         | 2,489         | 9,132         | 72.74%        | 27.26%        |                 |                 |                 |        |
| PAR./PROB    | 1,829         | 1,062         | 2,891         | 63.27%        | 36.73%        |                 |                 |                 |        |
| TERM/ABUSE   | 1,194         | 6,882         | 8,076         | 14.78%        | 85.22%        |                 |                 |                 |        |
| HABEAS/SC    | 232           | 326           | 558           | 41.58%        | 58.42%        |                 |                 |                 |        |
| OTHER        | 1,534         | 1,222         | 2,756         | 55.66%        | 44.34%        |                 |                 |                 |        |
| <b>TOTAL</b> | <b>59,125</b> | <b>29,105</b> | <b>88,230</b> | <b>67.01%</b> | <b>32.99%</b> |                 |                 |                 |        |

|  | AVG PDC COST PER CASE | AVG AC COST PER CASE |
|--|-----------------------|----------------------|
|  | <b>\$333.12</b>       | <b>\$754.53</b>      |

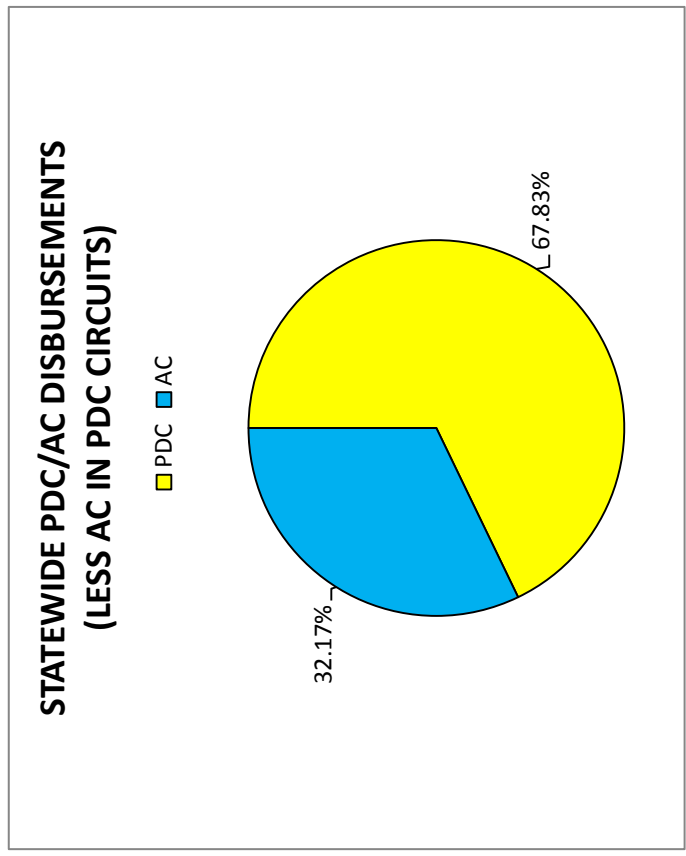
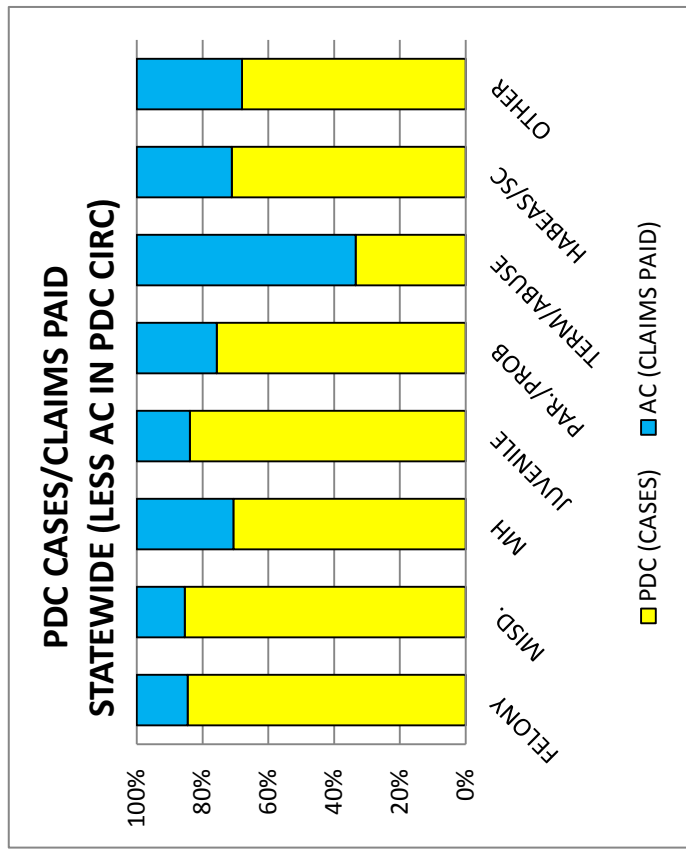


**STATISTICS FOR BOTH PDC AND APPOINTED COUNSEL STATEWIDE (LESS AC CLAIMS IN PDC CIRCUITS)  
 PDC CASES REPRESENTED COMPARED TO AC CLAIMS PAID FY 2012**

| CASE TYPES   | PDC           | AC            | TOTAL         | %PDC          | %AC           | PDC DISBURSEMENTS | AC DISBURSEMENTS | TOTAL           | %PDC   | %AC    |
|--------------|---------------|---------------|---------------|---------------|---------------|-------------------|------------------|-----------------|--------|--------|
| FELONY       | 16,500        | 3,016         | 19,516        | 84.55%        | 15.45%        | \$19,695,724.82   | \$9,339,092.94   | \$29,034,817.76 | 67.83% | 32.17% |
| MISD.        | 28,487        | 4,858         | 33,345        | 85.43%        | 14.57%        |                   |                  |                 |        |        |
| MH           | 2,706         | 1,125         | 3,831         | 70.63%        | 29.37%        |                   |                  |                 |        |        |
| JUVENILE     | 6,643         | 1,281         | 7,924         | 83.83%        | 16.17%        |                   |                  |                 |        |        |
| PAR./PROB    | 1,829         | 587           | 2,416         | 75.70%        | 24.30%        |                   |                  |                 |        |        |
| TERM/ABUSE   | 1,194         | 2,370         | 3,564         | 33.50%        | 66.50%        |                   |                  |                 |        |        |
| HABEAS/SC    | 232           | 94            | 326           | 71.17%        | 28.83%        |                   |                  |                 |        |        |
| OTHER        | 1,534         | 722           | 2,256         | 68.00%        | 32.00%        |                   |                  |                 |        |        |
| <b>TOTAL</b> | <b>59,125</b> | <b>14,053</b> | <b>73,178</b> | <b>80.80%</b> | <b>19.20%</b> |                   |                  |                 |        |        |

|                     | PDC             | AC              | PER CASE |
|---------------------|-----------------|-----------------|----------|
| <b>AVG PDC COST</b> | <b>\$333.12</b> |                 |          |
| <b>AVG AC COST</b>  |                 | <b>\$664.56</b> |          |

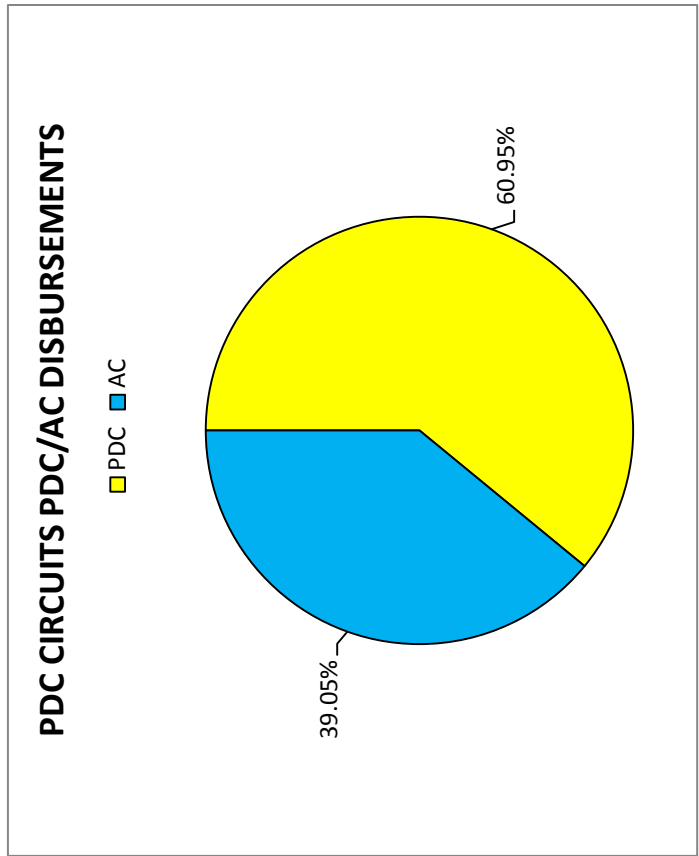
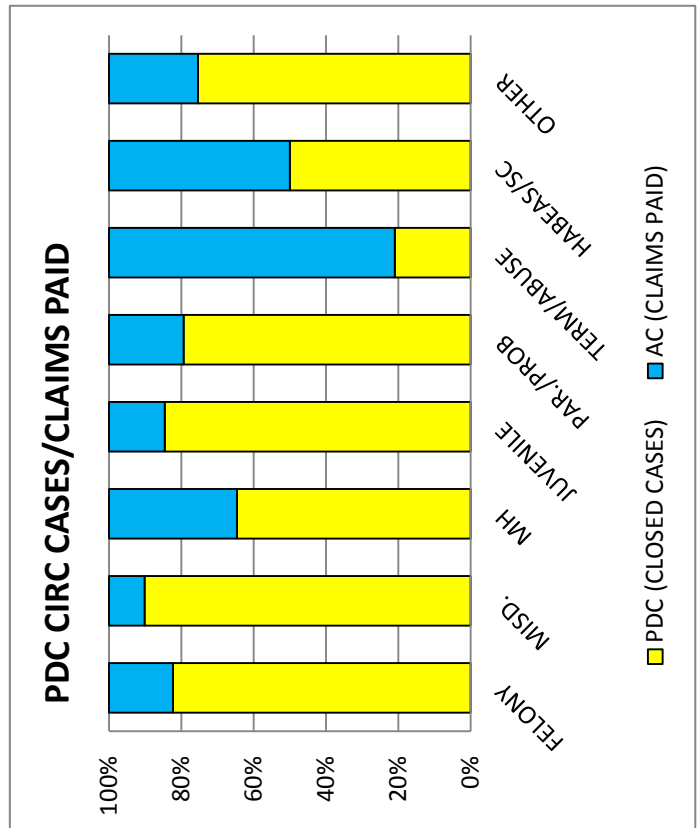


**ALL PUBLIC DEFENDER CORPORATION CIRCUITS (18 CIRCUITS 29 COUNTIES)  
 PDC CASES REPRESENTED COMPARED TO AC CLAIMS PAID FY 2012**

| CASE TYPES   | PDC           | AC            | TOTAL         | %PDC          | %AC           | PDC DISBURSEMENTS | AC DISBURSEMENTS | TOTAL           | %PDC   | %AC    |
|--------------|---------------|---------------|---------------|---------------|---------------|-------------------|------------------|-----------------|--------|--------|
| FELONY       | 16,500        | 3,544         | 20,044        | 82.32%        | 17.68%        | \$19,695,724.82   | \$12,621,400.92  | \$32,317,125.74 | 60.95% | 39.05% |
| MISD.        | 28,487        | 3,096         | 31,583        | 90.20%        | 9.80%         |                   |                  |                 |        |        |
| MH           | 2,706         | 1,485         | 4,191         | 64.57%        | 35.43%        |                   |                  |                 |        |        |
| JUVENILE     | 6,643         | 1,208         | 7,851         | 84.61%        | 15.39%        |                   |                  |                 |        |        |
| PAR./PROB    | 1,829         | 475           | 2,304         | 79.38%        | 20.62%        |                   |                  |                 |        |        |
| TERM/ABUSE   | 1,194         | 4,512         | 5,706         | 20.93%        | 79.07%        |                   |                  |                 |        |        |
| HABEAS/SC    | 232           | 232           | 464           | 50.00%        | 50.00%        |                   |                  |                 |        |        |
| OTHER        | 1,534         | 500           | 2,034         | 75.42%        | 24.58%        |                   |                  |                 |        |        |
| <b>TOTAL</b> | <b>59,125</b> | <b>15,052</b> | <b>74,177</b> | <b>79.71%</b> | <b>20.29%</b> |                   |                  |                 |        |        |

|  | PDC      | AC       | AVG PDC COST PER CASE | AVG AC COST PER CASE |
|--|----------|----------|-----------------------|----------------------|
|  | \$333.12 | \$838.52 |                       |                      |



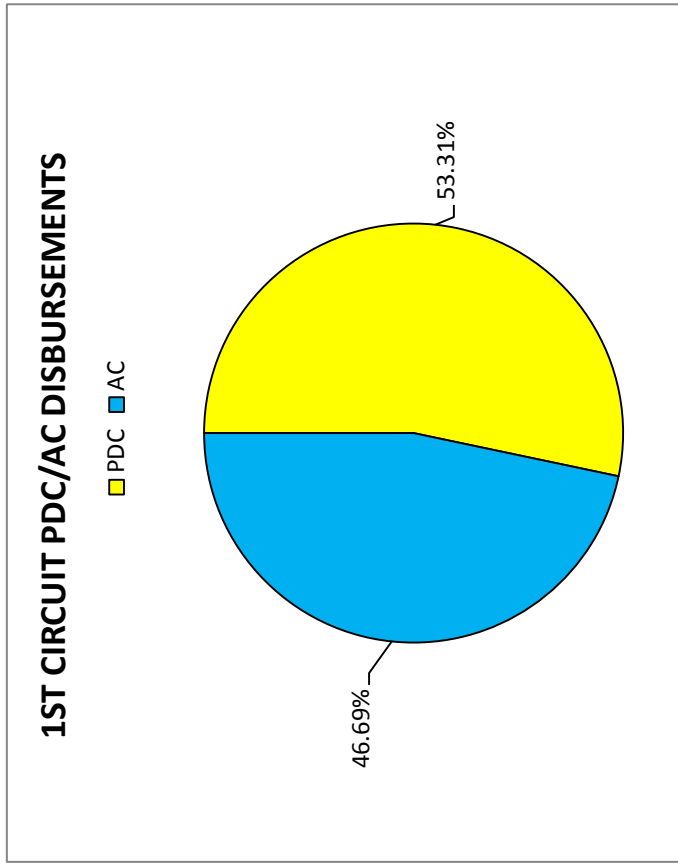
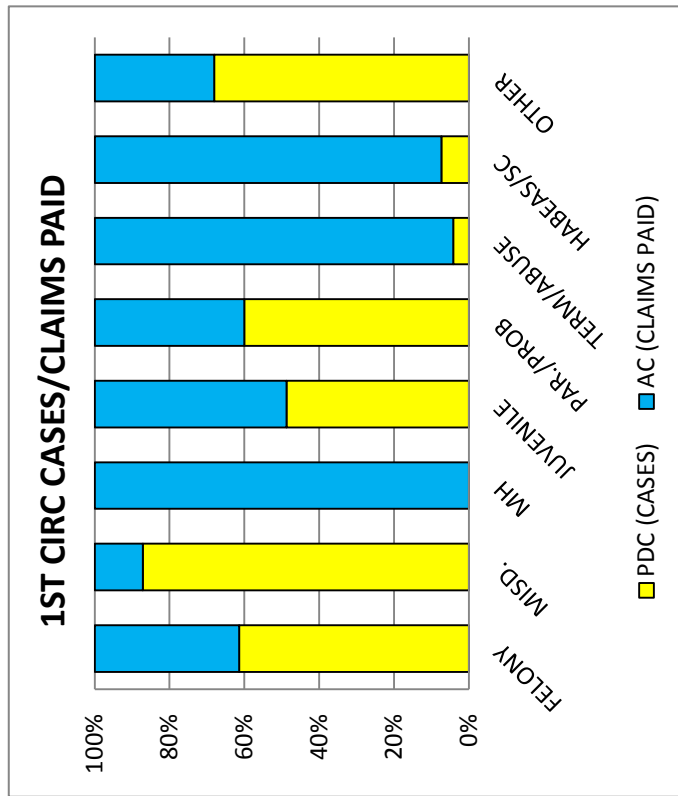
# PD & AC COMPARISON OF OPENED CASES

**1ST CIRCUIT (BROOKE, HANCOCK & OHIO COUNTIES)  
 PDC CASES OPENED COMPARED TO AC CLAIMS PAID FY 2012**

| CASE TYPES   | PDC          | AC           | TOTAL        | %PDC          | %AC           |
|--------------|--------------|--------------|--------------|---------------|---------------|
| FELONY       | 430          | 270          | 700          | 61.43%        | 38.57%        |
| MISD.        | 1,116        | 165          | 1,281        | 87.12%        | 12.88%        |
| MH           | 0            | 328          | 328          | 0.00%         | 100.00%       |
| JUVENILE     | 79           | 83           | 162          | 48.77%        | 51.23%        |
| PAR./PROB    | 45           | 30           | 75           | 60.00%        | 40.00%        |
| TERM/ABUSE   | 13           | 298          | 311          | 4.18%         | 95.82%        |
| HABEAS/SC    | 2            | 25           | 27           | 7.41%         | 92.59%        |
| OTHER        | 66           | 31           | 97           | 68.04%        | 31.96%        |
| <b>TOTAL</b> | <b>1,751</b> | <b>1,230</b> | <b>2,981</b> | <b>58.74%</b> | <b>41.26%</b> |

|                              | PDC DISBURSEMENTS | AC DISBURSEMENTS  | TOTAL          | %PDC   | %AC    |
|------------------------------|-------------------|-------------------|----------------|--------|--------|
|                              | \$1,408,886.91    | \$1,234,122.51    | \$2,643,009.42 | 53.31% | 46.69% |
| <b>AVG PDC COST PER CASE</b> | <b>\$804.62</b>   | <b>\$1,003.35</b> |                |        |        |
| <b>AVG AC COST PER CASE</b>  |                   |                   |                |        |        |



**2ND CIRCUIT (MARSHALL, TYLER & WETZEL COUNTIES)  
 PDC CASES OPENED COMPARED TO AC CLAIMS PAID FY 2012**

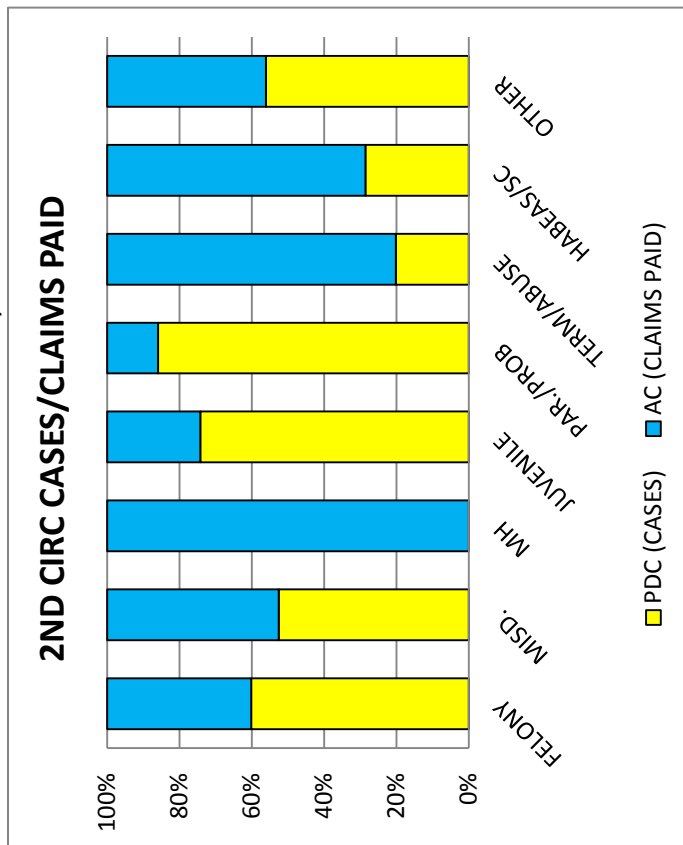
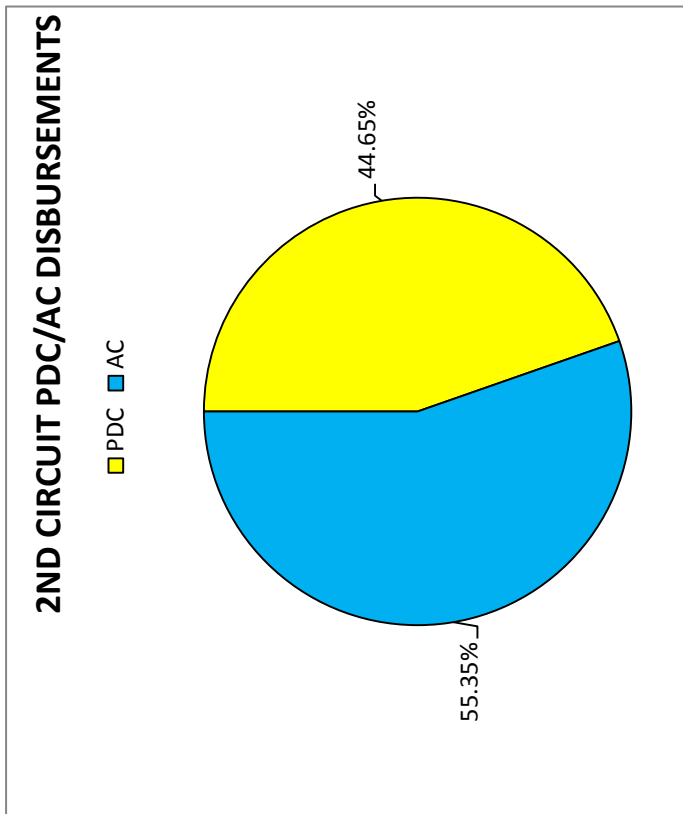
| CASE TYPES   | PDC        | AC         | TOTAL        | %PDC          | %AC           |
|--------------|------------|------------|--------------|---------------|---------------|
| FELONY       | 180        | 119        | 299          | 60.20%        | 39.80%        |
| MISD.        | 207        | 187        | 394          | 52.54%        | 47.46%        |
| MH           | 0          | 193        | 193          | 0.00%         | 100.00%       |
| JUVENILE     | 95         | 33         | 128          | 74.22%        | 25.78%        |
| PAR./PROB    | 67         | 11         | 78           | 85.90%        | 14.10%        |
| TERM/ABUSE   | 27         | 107        | 134          | 20.15%        | 79.85%        |
| HABEAS/SC    | 2          | 5          | 7            | 28.57%        | 71.43%        |
| OTHER        | 23         | 18         | 41           | 56.10%        | 43.90%        |
| <b>TOTAL</b> | <b>601</b> | <b>673</b> | <b>1,274</b> | <b>47.17%</b> | <b>52.83%</b> |

|  | PDC DISBURSEMENTS | AC DISBURSEMENTS | TOTAL        | %PDC   | %AC    |
|--|-------------------|------------------|--------------|--------|--------|
|  | \$356,298.36      | \$441,616.74     | \$797,915.10 | 44.65% | 55.35% |

|  | AVG PDC COST PER CASE | AVG AC COST PER CASE |
|--|-----------------------|----------------------|
|  | \$592.84              | \$656.19             |



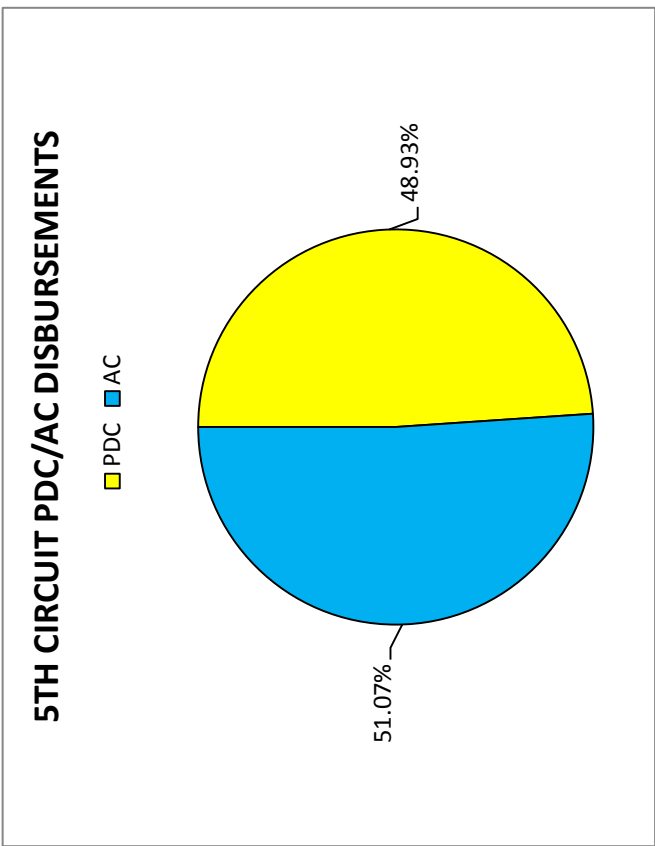
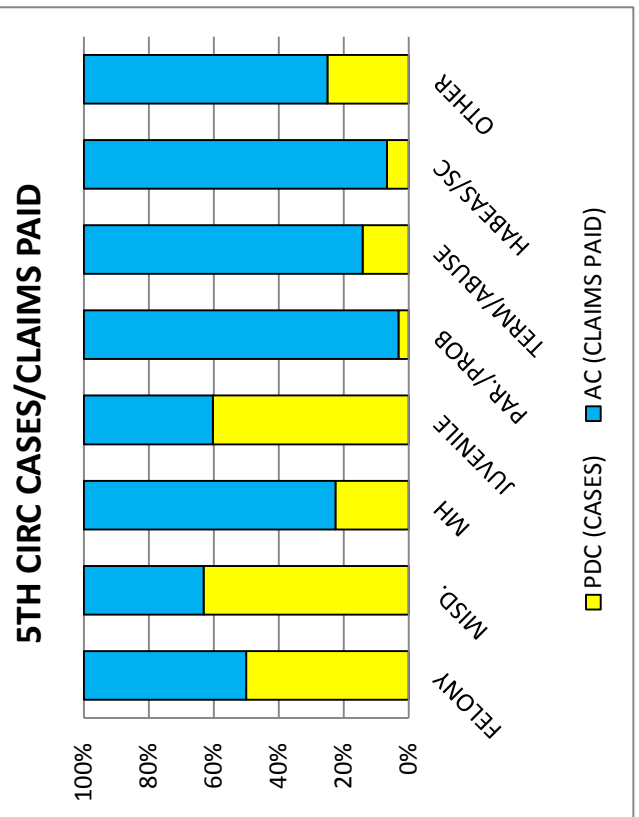
**5TH CIRCUIT (CALHOUN, JACKSON, MASON & ROANE COUNTIES)  
 PDC CASES OPENED COMPARED TO AC CLAIMS PAID FY 2012**

\*A Circuit Court order prohibits PDC work in Mason County. All indigent work is performed by Appointed Counsel

| CASE TYPES   | PDC          |              | AC           |               | TOTAL         |        | %PDC         |               | %AC            |        |        |
|--------------|--------------|--------------|--------------|---------------|---------------|--------|--------------|---------------|----------------|--------|--------|
|              | PDC          | AC           | PDC          | AC            | TOTAL         | %PDC   | %AC          | DISBURSEMENTS | DISBURSEMENTS  | TOTAL  | %PDC   |
| FELONY       | 301          | 301          | 602          | 50.00%        | 50.00%        | 50.00% | \$895,253.54 | \$934,450.25  | \$1,829,703.79 | 48.93% | 51.07% |
| MISD.        | 623          | 363          | 986          | 63.18%        | 36.82%        |        |              |               |                |        |        |
| MH           | 41           | 141          | 182          | 22.53%        | 77.47%        |        |              |               |                |        |        |
| JUVENILE     | 158          | 104          | 262          | 60.31%        | 39.69%        |        |              |               |                |        |        |
| PAR./PROB    | 2            | 61           | 63           | 3.17%         | 96.83%        |        |              |               |                |        |        |
| TERM/ABUSE   | 62           | 374          | 436          | 14.22%        | 85.78%        |        |              |               |                |        |        |
| HABEAS/SC    | 1            | 14           | 15           | 6.67%         | 93.33%        |        |              |               |                |        |        |
| OTHER        | 11           | 33           | 44           | 25.00%        | 75.00%        |        |              |               |                |        |        |
| <b>TOTAL</b> | <b>1,199</b> | <b>1,391</b> | <b>2,590</b> | <b>46.29%</b> | <b>53.71%</b> |        |              |               |                |        |        |

|  | AVG PDC COST PER CASE | AVG AC COST PER CASE |
|--|-----------------------|----------------------|
|  | <b>\$746.67</b>       | <b>\$671.78</b>      |



**6TH CIRCUIT and 24TH CIRCUIT (CABELL & WAYNE COUNTIES)**

**PDC CASES OPENED COMPARED TO AC CLAIMS PAID FY 2012**

\*The 6th/24th Circuits operate under one Public Defender Corporation. AC figures include both Cabell and Wayne Counties

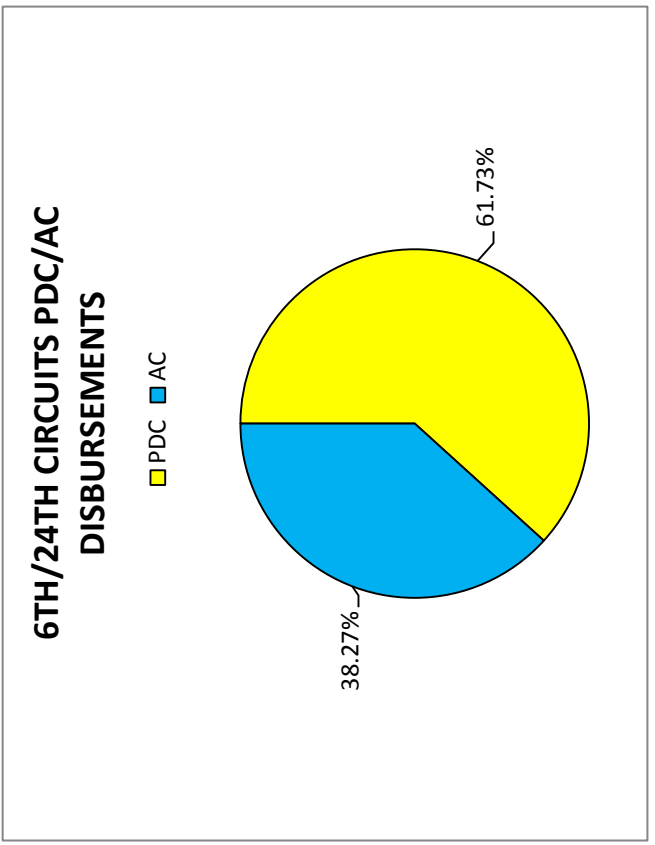
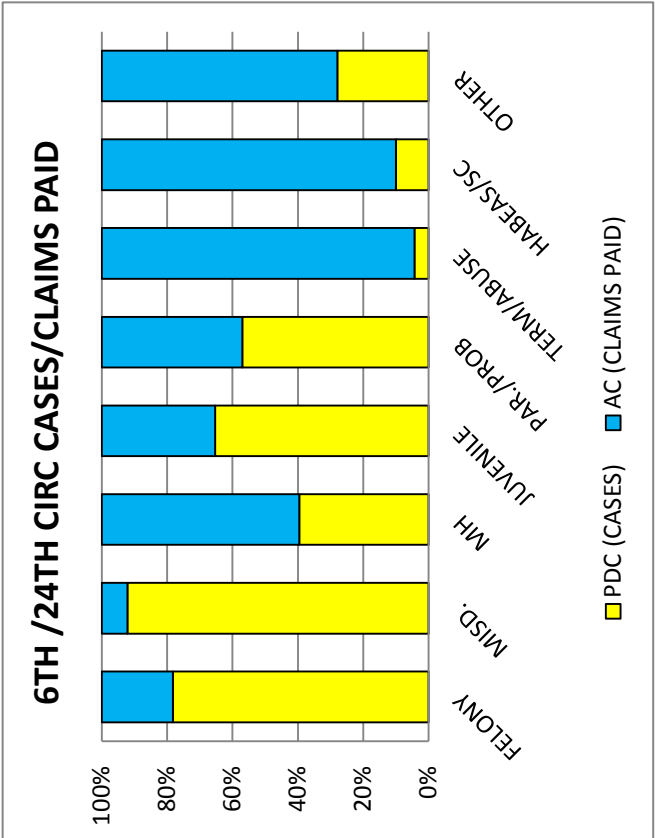
| CASE TYPES   | PDC          |              |              | AC            |               |               |
|--------------|--------------|--------------|--------------|---------------|---------------|---------------|
|              | PDC          | AC           | TOTAL        | %PDC          | %AC           | %TOTAL        |
| FELONY       | 1,615        | 449          | 2,064        | 78.25%        | 21.75%        | 80.00%        |
| MISD.        | 2,997        | 255          | 3,252        | 92.16%        | 7.84%         | 99.99%        |
| MH           | 342          | 522          | 864          | 39.58%        | 60.42%        | 45.25%        |
| JUVENILE     | 459          | 244          | 703          | 65.29%        | 34.71%        | 50.00%        |
| PAR./PROB    | 126          | 95           | 221          | 57.01%        | 42.99%        | 50.00%        |
| TERM/ABUSE   | 24           | 539          | 563          | 4.26%         | 95.74%        | 50.00%        |
| HABEAS/SC    | 4            | 36           | 40           | 10.00%        | 90.00%        | 50.00%        |
| OTHER        | 24           | 62           | 86           | 27.91%        | 72.09%        | 50.00%        |
| <b>TOTAL</b> | <b>5,591</b> | <b>2,202</b> | <b>7,793</b> | <b>71.74%</b> | <b>28.26%</b> | <b>50.00%</b> |

| PDC            |                | AC             |                |
|----------------|----------------|----------------|----------------|
| DISBURSEMENTS  | TOTAL          | DISBURSEMENTS  | TOTAL          |
| \$2,264,404.21 | \$3,668,521.13 | \$1,404,116.92 | \$3,668,521.13 |

| PDC          |          | AC          |          |
|--------------|----------|-------------|----------|
| AVG PDC COST | PER CASE | AVG AC COST | PER CASE |
| \$405.01     | \$405.01 | \$637.66    | \$637.66 |

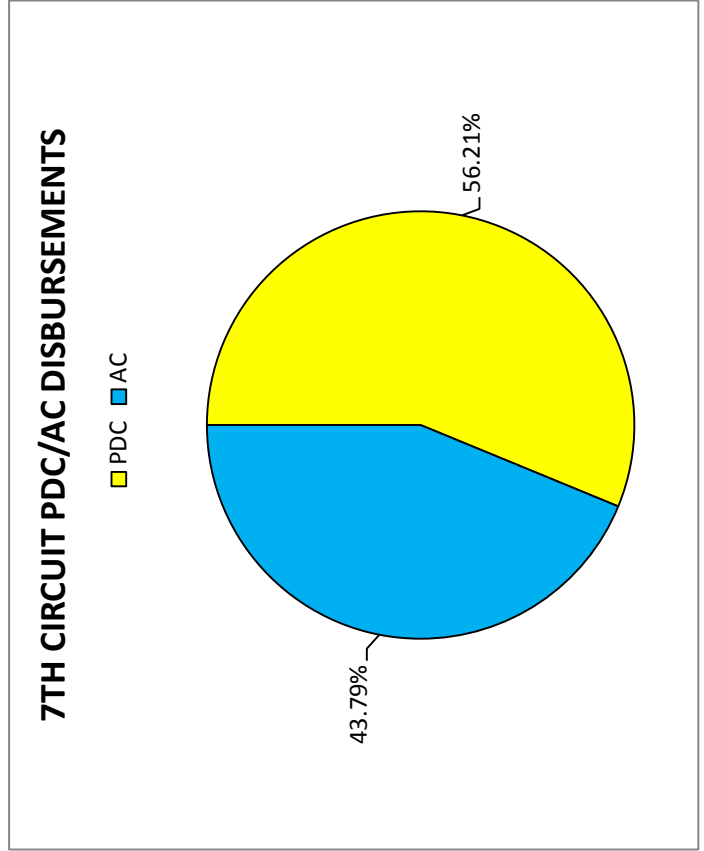
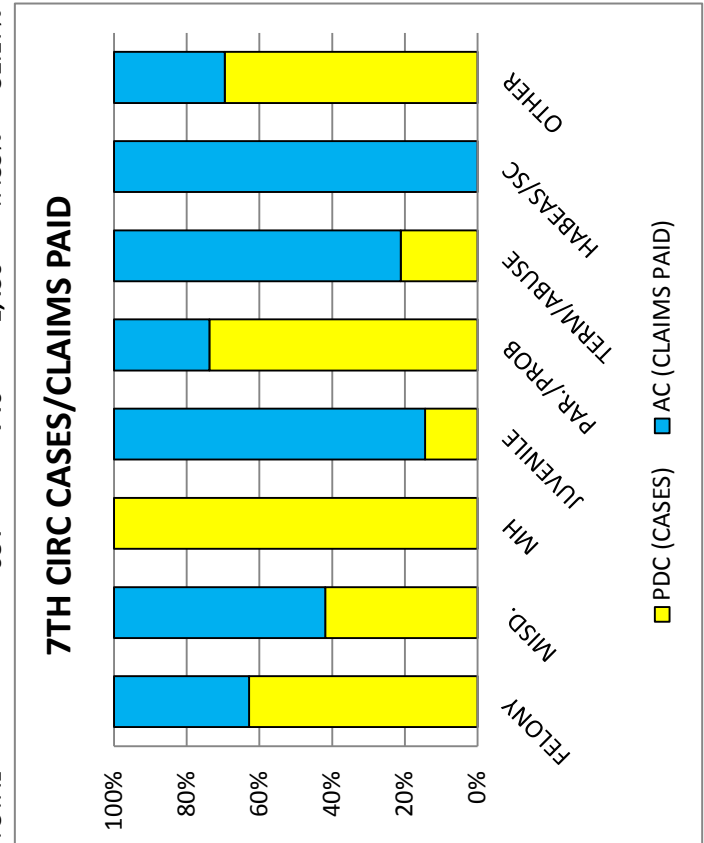


**7TH CIRCUIT (LOGAN COUNTY)  
 PDC CASES OPENED COMPARED TO AC CLAIMS PAID FY 2012**

| CASE TYPES   | PDC        | AC         | TOTAL        | %PDC          | %AC           |
|--------------|------------|------------|--------------|---------------|---------------|
| FELONY       | 260        | 154        | 414          | 62.80%        | 37.20%        |
| MISD.        | 195        | 270        | 465          | 41.94%        | 58.06%        |
| MH           | 88         | 0          | 88           | 100.00%       | 0.00%         |
| JUVENILE     | 19         | 113        | 132          | 14.39%        | 85.61%        |
| PAR./PROB    | 45         | 16         | 61           | 73.77%        | 26.23%        |
| TERM/ABUSE   | 45         | 168        | 213          | 21.13%        | 78.87%        |
| HABEAS/SC    | 0          | 11         | 11           | 0.00%         | 100.00%       |
| OTHER        | 32         | 14         | 46           | 69.57%        | 30.43%        |
| <b>TOTAL</b> | <b>684</b> | <b>746</b> | <b>1,430</b> | <b>47.83%</b> | <b>52.17%</b> |

|                              | PDC DISBURSEMENTS | AC DISBURSEMENTS            | TOTAL           | %PDC   | %AC    |
|------------------------------|-------------------|-----------------------------|-----------------|--------|--------|
|                              | \$674,106.42      | \$525,087.54                | \$1,199,193.96  | 56.21% | 43.79% |
| <b>AVG PDC COST PER CASE</b> | <b>\$985.54</b>   | <b>AVG AC COST PER CASE</b> | <b>\$703.87</b> |        |        |

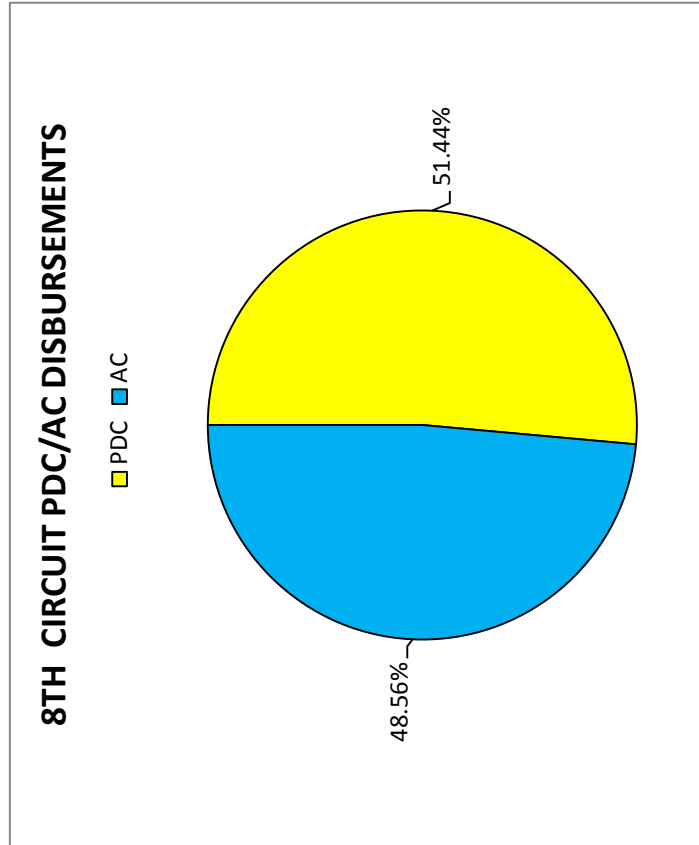
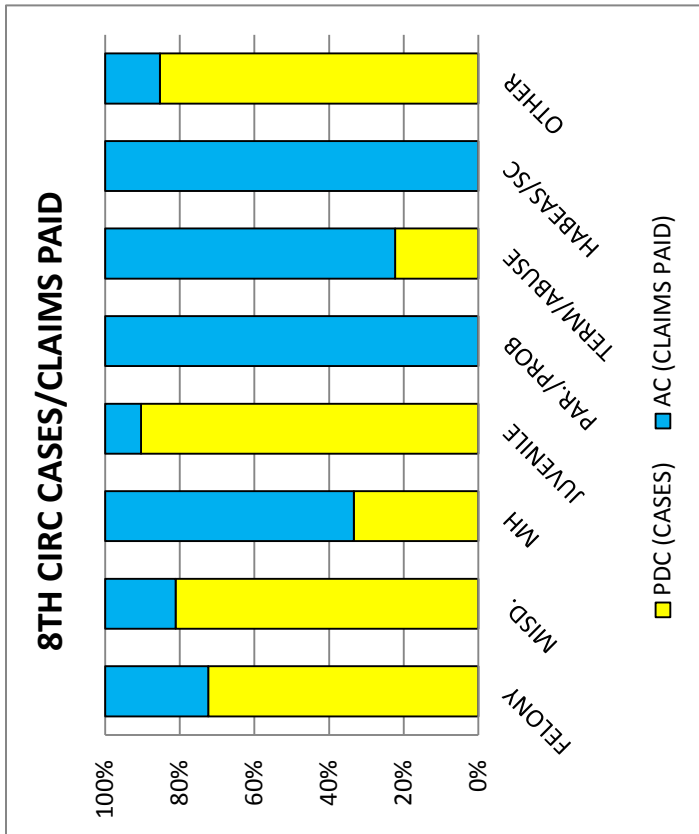


**8TH CIRCUIT (MCDOWELL COUNTY)  
 PDC CASES OPENED COMPARED TO AC CLAIMS PAID FY 2012**

| CASE TYPES   | PDC          | AC         | TOTAL        | %PDC          | %AC           |
|--------------|--------------|------------|--------------|---------------|---------------|
| FELONY       | 210          | 80         | 290          | 72.41%        | 27.59%        |
| MISD.        | 680          | 158        | 838          | 81.15%        | 18.85%        |
| MH           | 6            | 12         | 18           | 33.33%        | 66.67%        |
| JUVENILE     | 178          | 19         | 197          | 90.36%        | 9.64%         |
| PAR./PROB    | 0            | 5          | 5            | 0.00%         | 100.00%       |
| TERM/ABUSE   | 37           | 129        | 166          | 22.29%        | 77.71%        |
| HABEAS/SC    | 0            | 5          | 5            | 0.00%         | 100.00%       |
| OTHER        | 35           | 6          | 41           | 85.37%        | 14.63%        |
| <b>TOTAL</b> | <b>1,146</b> | <b>414</b> | <b>1,560</b> | <b>73.46%</b> | <b>26.54%</b> |

|                              | PDC             | AC                | TOTAL        | %PDC   | %AC    |
|------------------------------|-----------------|-------------------|--------------|--------|--------|
| DISBURSEMENTS                | \$467,782.30    | \$441,643.18      | \$909,425.48 | 51.44% | 48.56% |
| <b>AVG PDC COST PER CASE</b> | <b>\$408.19</b> | <b>\$1,066.77</b> |              |        |        |

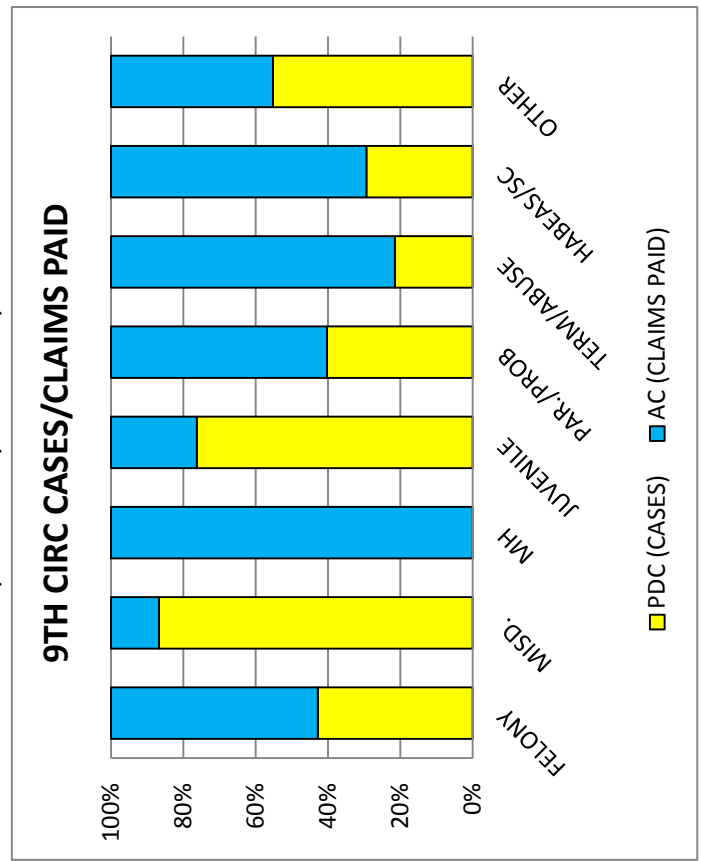
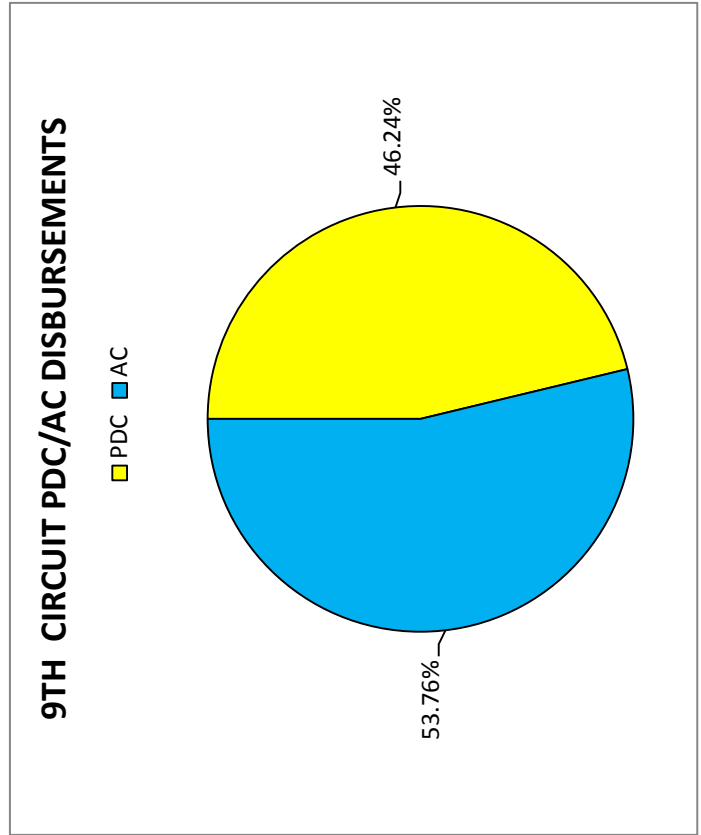


**9TH CIRCUIT (MERCER COUNTY)  
 PDC CASES OPENED COMPARED TO AC CLAIMS PAID FY 2012**

| CASE TYPES   | PDC            |               |               | AC             |        |        |
|--------------|----------------|---------------|---------------|----------------|--------|--------|
|              | DISBURSEMENTS  | %PDC          | %AC           | DISBURSEMENTS  | %PDC   | %AC    |
| FELONY       | \$1,178,813.73 | 42.86%        | 57.14%        | \$1,370,592.01 | 46.24% | 53.76% |
| MISD.        |                | 86.75%        | 13.25%        |                |        |        |
| MH           |                | 0.00%         | 100.00%       |                |        |        |
| JUVENILE     |                | 76.25%        | 23.75%        |                |        |        |
| PAR./PROB    |                | 40.24%        | 59.76%        |                |        |        |
| TERM/ABUSE   |                | 21.47%        | 78.53%        |                |        |        |
| HABEAS/SC    |                | 29.41%        | 70.59%        |                |        |        |
| OTHER        |                | 55.19%        | 44.81%        |                |        |        |
| <b>TOTAL</b> |                | <b>53.76%</b> | <b>46.24%</b> |                |        |        |

| PDC            |                       | AC             |                      |
|----------------|-----------------------|----------------|----------------------|
| DISBURSEMENTS  | AVG PDC COST PER CASE | DISBURSEMENTS  | AVG AC COST PER CASE |
| \$1,178,813.73 | \$510.97              | \$1,370,592.01 | \$877.46             |

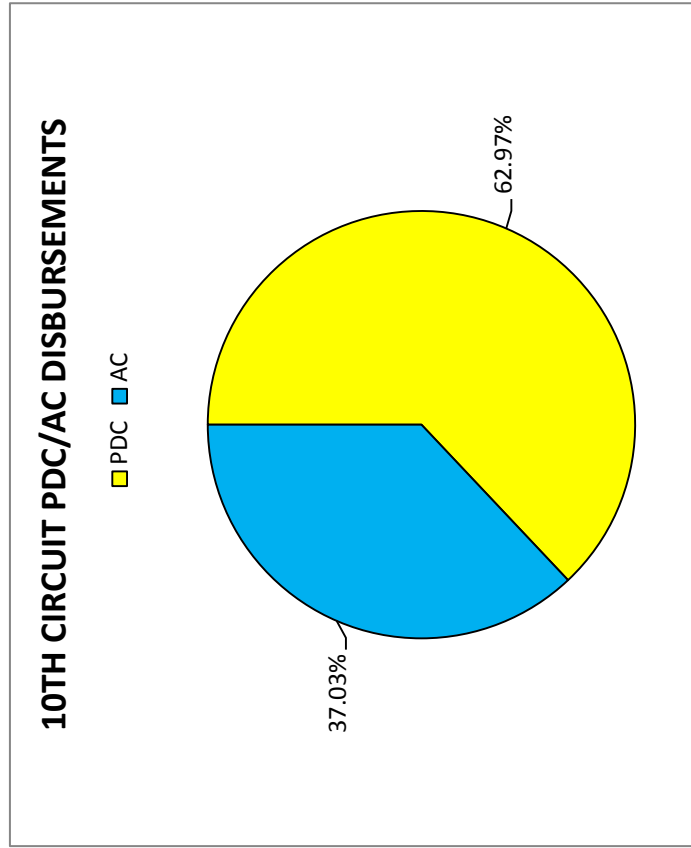
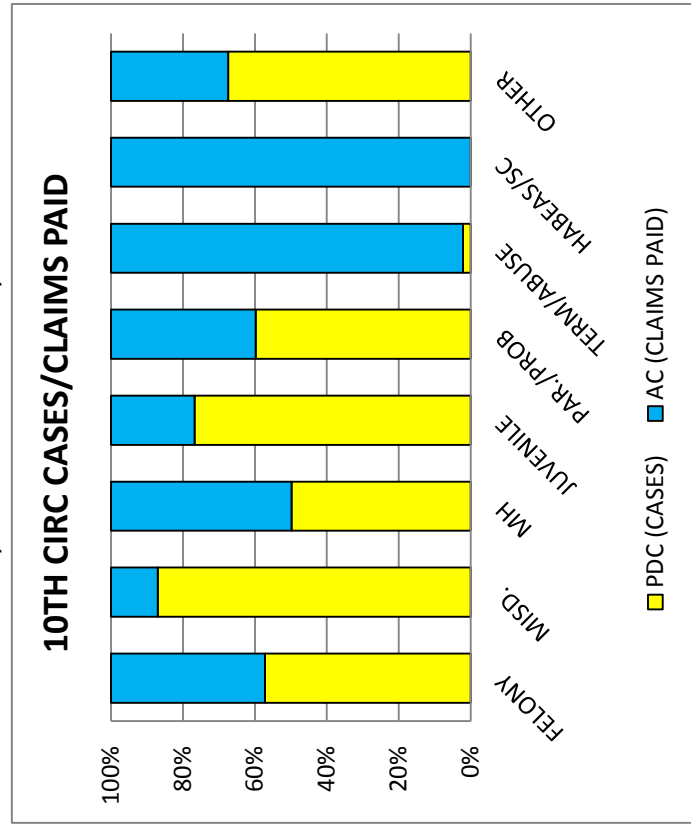


**10TH CIRCUIT (RALEIGH COUNTY)  
 PDC CASES OPENED COMPARED TO AC CLAIMS PAID FY 2012**

| CASE TYPES   | PDC          | AC         | TOTAL        | %PDC          | %AC           |
|--------------|--------------|------------|--------------|---------------|---------------|
| FELONY       | 660          | 203        | 863          | 76.48%        | 23.52%        |
| MISD.        | 1,405        | 178        | 1,583        | 88.76%        | 11.24%        |
| MH           | 233          | 2          | 235          | 99.15%        | 0.85%         |
| JUVENILE     | 123          | 34         | 157          | 78.34%        | 21.66%        |
| PAR./PROB    | 192          | 24         | 216          | 88.89%        | 11.11%        |
| TERM/ABUSE   | 9            | 524        | 533          | 1.69%         | 98.31%        |
| HABEAS/SC    | 0            | 6          | 6            | 0.00%         | 100.00%       |
| OTHER        | 104          | 8          | 112          | 92.86%        | 7.14%         |
| <b>TOTAL</b> | <b>2,726</b> | <b>979</b> | <b>3,705</b> | <b>73.58%</b> | <b>26.42%</b> |

|                              | PDC             | AC              | TOTAL          | %PDC   | %AC    |
|------------------------------|-----------------|-----------------|----------------|--------|--------|
| DISBURSEMENTS                | \$1,272,323.57  | \$748,307.15    | \$2,020,630.72 | 62.97% | 37.03% |
| <b>AVG PDC COST PER CASE</b> | <b>\$466.74</b> | <b>\$764.36</b> |                |        |        |



**11TH CIRCUIT (GREENBRIER & POCAHONTAS COUNTIES)  
 PDC CASES OPENED COMPARED TO AC CLAIMS PAID FY 2012**

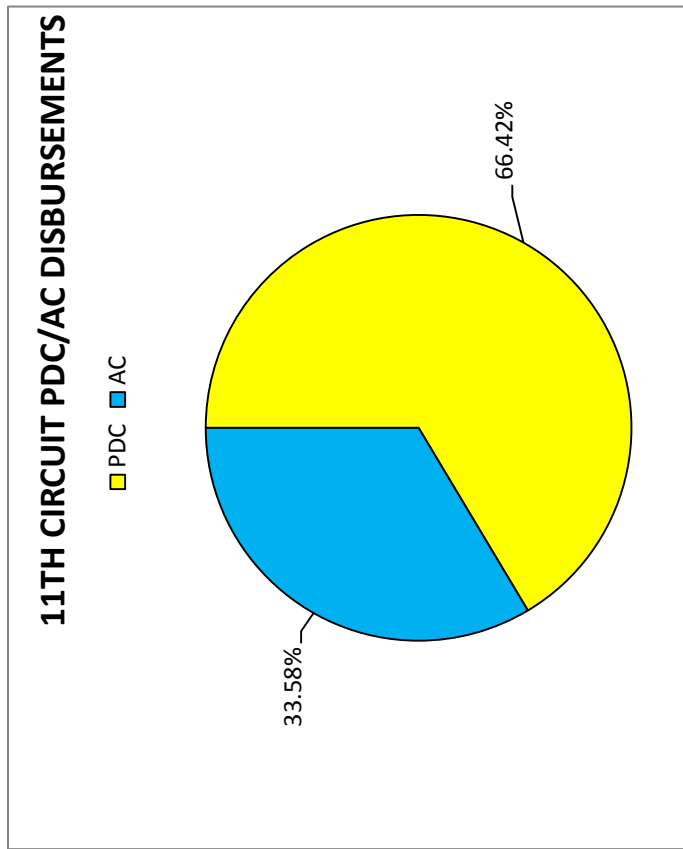
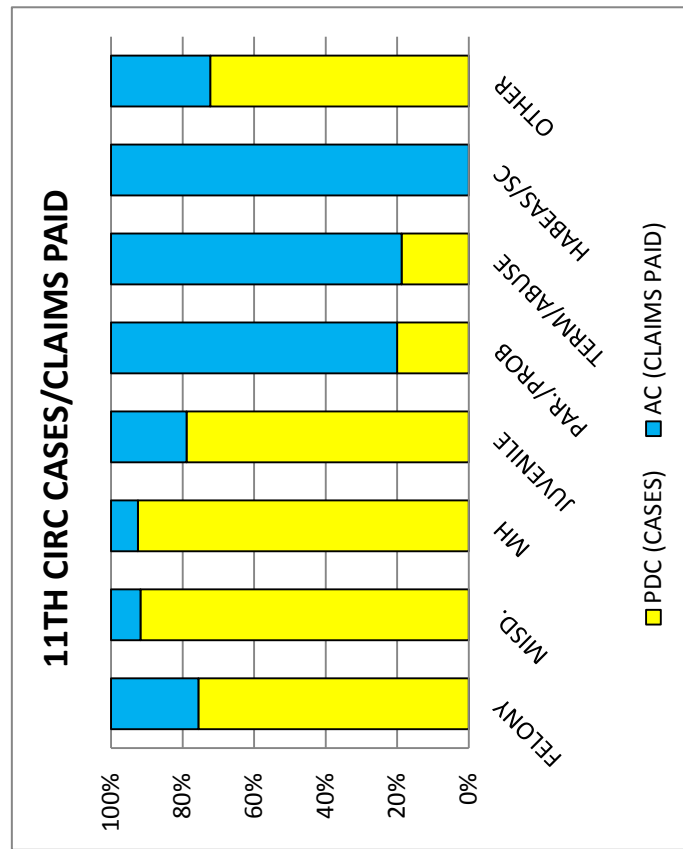
| CASE TYPES   | PDC        | AC         | TOTAL       | %PDC          | %AC           |
|--------------|------------|------------|-------------|---------------|---------------|
| FELONY       | 247        | 80         | 327         | 75.54%        | 24.46%        |
| MISD.        | 437        | 39         | 476         | 91.81%        | 8.19%         |
| MH           | 136        | 11         | 147         | 92.52%        | 7.48%         |
| JUVENILE     | 56         | 15         | 71          | 78.87%        | 21.13%        |
| PAR./PROB    | 1          | 4          | 5           | 20.00%        | 80.00%        |
| TERM/ABUSE   | 31         | 134        | 165         | 18.79%        | 81.21%        |
| HABEAS/SC    | 0          | 6          | 6           | 0.00%         | 100.00%       |
| OTHER        | 26         | 10         | 36          | 72.22%        | 27.78%        |
| <b>TOTAL</b> | <b>934</b> | <b>299</b> | <b>1233</b> | <b>75.75%</b> | <b>24.25%</b> |

|  | PDC DISBURSEMENTS | AC DISBURSEMENTS | TOTAL          | %PDC   | %AC    |
|--|-------------------|------------------|----------------|--------|--------|
|  | \$768,136.48      | \$388,404.29     | \$1,156,540.77 | 66.42% | 33.58% |

|  | AVG PDC COST PER CASE | AVG AC COST PER CASE |
|--|-----------------------|----------------------|
|  | \$822.42              | \$1,299.01           |

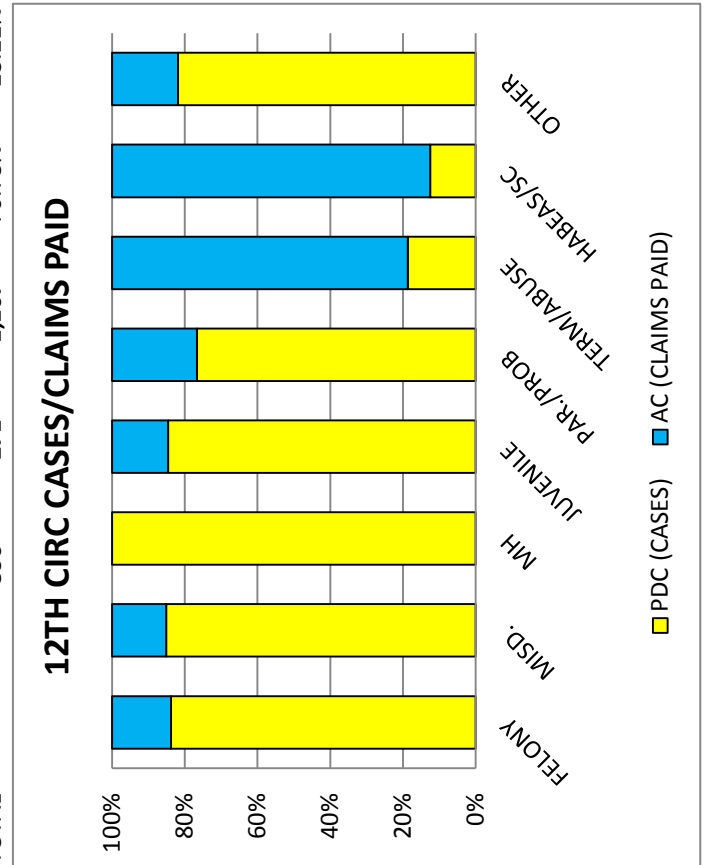
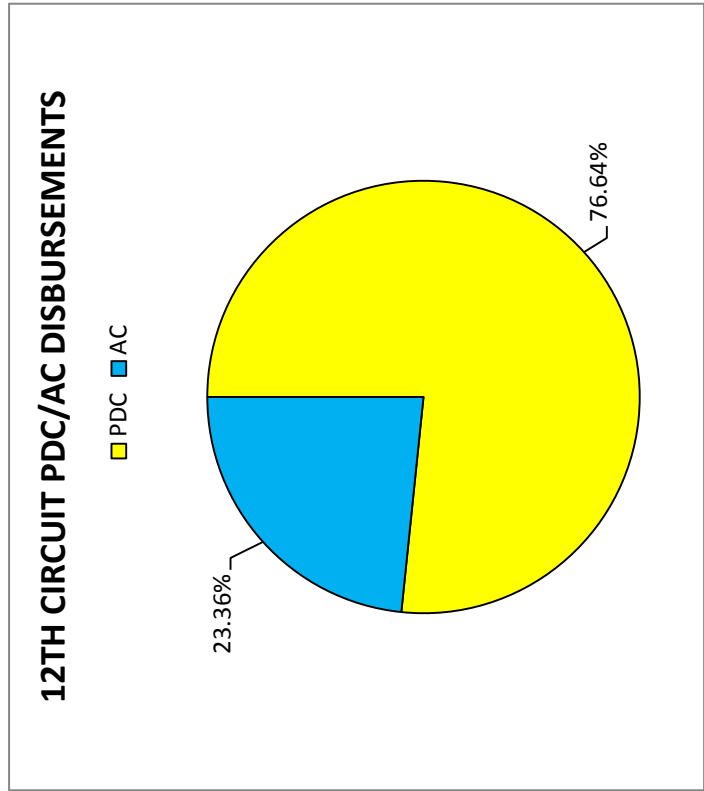


**12TH CIRCUIT (FAYETTE COUNTY)  
 PDC CASES OPENED COMPARED TO AC CLAIMS PAID FY 2012**

| CASE TYPES   | PDC        | AC         | TOTAL        | %PDC          | %AC           |
|--------------|------------|------------|--------------|---------------|---------------|
| FELONY       | 285        | 55         | 340          | 83.82%        | 16.18%        |
| MISD.        | 452        | 79         | 531          | 85.12%        | 14.88%        |
| MH           | 37         | 0          | 37           | 100.00%       | 0.00%         |
| JUVENILE     | 55         | 10         | 65           | 84.62%        | 15.38%        |
| PAR./PROB    | 23         | 7          | 30           | 76.67%        | 23.33%        |
| TERM/ABUSE   | 25         | 109        | 134          | 18.66%        | 81.34%        |
| HABEAS/SC    | 1          | 7          | 8            | 12.50%        | 87.50%        |
| OTHER        | 18         | 4          | 22           | 81.82%        | 18.18%        |
| <b>TOTAL</b> | <b>896</b> | <b>271</b> | <b>1,167</b> | <b>76.78%</b> | <b>23.22%</b> |

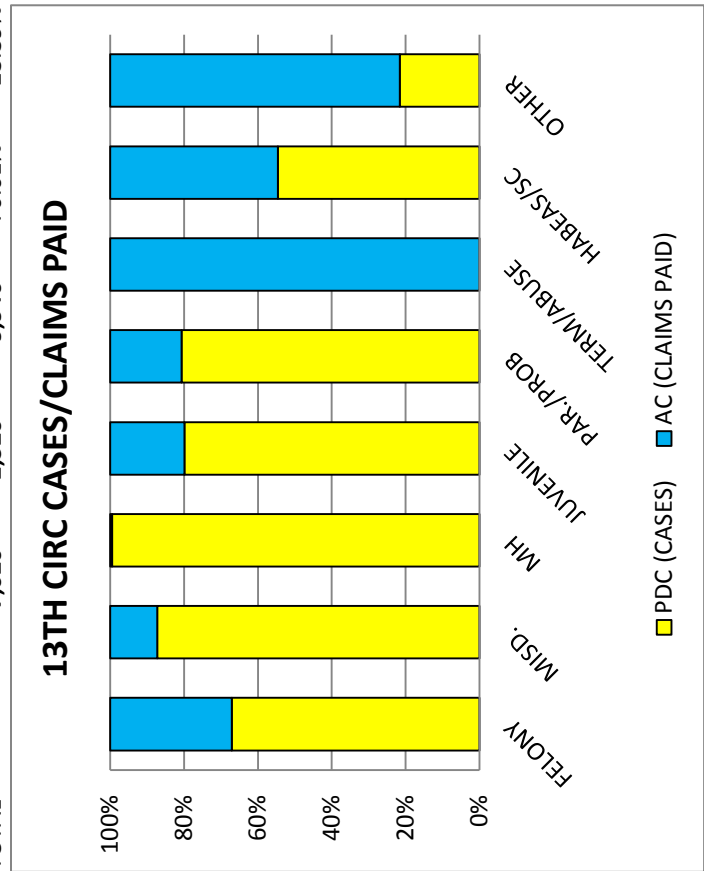
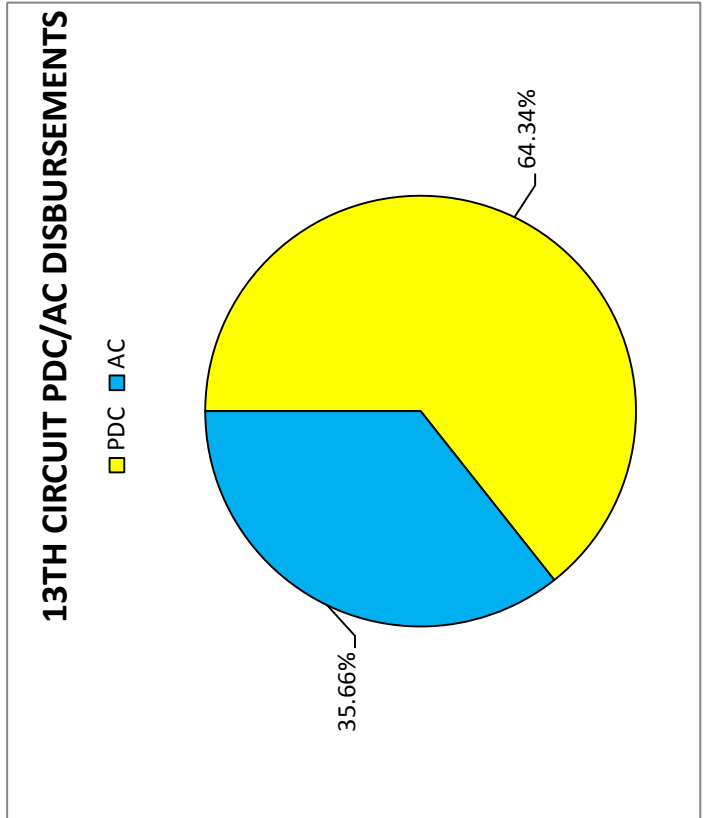
  

|                              | PDC             | AC                          | TOTAL           | %PDC   | %AC    |
|------------------------------|-----------------|-----------------------------|-----------------|--------|--------|
| DISBURSEMENTS                | \$573,910.36    | \$174,973.57                | \$748,883.93    | 76.64% | 23.36% |
| <b>AVG PDC COST PER CASE</b> | <b>\$640.52</b> | <b>AVG AC COST PER CASE</b> | <b>\$645.66</b> |        |        |



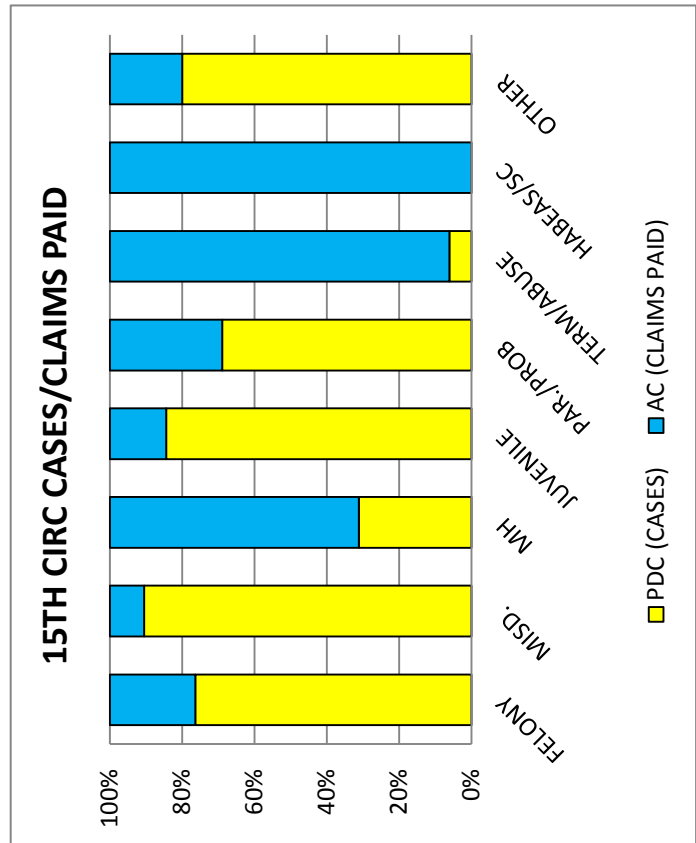
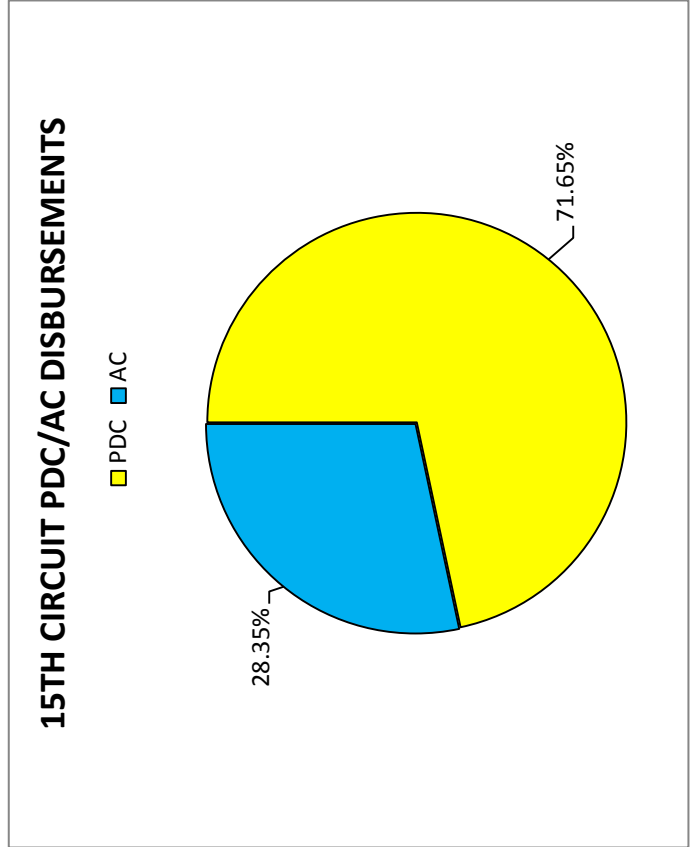
**13TH CIRCUIT (KANAWHA COUNTY)  
 PDC CASES OPENED COMPARED TO AC CLAIMS PAID FY 2012**

| CASE TYPES   | PDC           |              | AC            |               | TOTAL        | %PDC          | %AC           | PDC            |          | AC             |          |
|--------------|---------------|--------------|---------------|---------------|--------------|---------------|---------------|----------------|----------|----------------|----------|
|              | DISBURSEMENTS | PER CASE     | DISBURSEMENTS | PER CASE      |              |               |               | DISBURSEMENTS  | PER CASE | DISBURSEMENTS  | PER CASE |
| FELONY       | 1,285         | 630          | 1,915         | 67.10%        | 1,915        | 67.10%        | 32.90%        | \$3,161,213.78 | \$414.86 | \$1,751,820.50 | \$753.15 |
| MISD.        | 4,096         | 597          | 4,693         | 87.28%        | 4,693        | 87.28%        | 12.72%        |                |          |                |          |
| MH           | 1,155         | 6            | 1,161         | 99.48%        | 1,161        | 99.48%        | 0.52%         |                |          |                |          |
| JUVENILE     | 687           | 173          | 860           | 79.88%        | 860          | 79.88%        | 20.12%        |                |          |                |          |
| PAR./PROB    | 305           | 73           | 378           | 80.69%        | 378          | 80.69%        | 19.31%        |                |          |                |          |
| TERM/ABUSE   | 0             | 580          | 580           | 0.00%         | 580          | 0.00%         | 100.00%       |                |          |                |          |
| HABEAS/SC    | 24            | 20           | 44            | 54.55%        | 44           | 54.55%        | 45.45%        |                |          |                |          |
| OTHER        | 68            | 247          | 315           | 21.59%        | 315          | 21.59%        | 78.41%        |                |          |                |          |
| <b>TOTAL</b> | <b>7,620</b>  | <b>2,326</b> | <b>9,946</b>  | <b>76.61%</b> | <b>9,946</b> | <b>76.61%</b> | <b>23.39%</b> |                |          |                |          |



**15TH CIRCUIT (HARRISON COUNTY)  
 PDC CASES OPENED COMPARED TO AC CLAIMS PAID FY 2012**

| CASE TYPES   | PDC                   |                   | AC                  |                   | TOTAL        | %PDC          |               | %AC           |          |
|--------------|-----------------------|-------------------|---------------------|-------------------|--------------|---------------|---------------|---------------|----------|
|              | DISBURSEMENTS         | PER CASE          | DISBURSEMENTS       | PER CASE          |              | DISBURSEMENTS | PER CASE      | DISBURSEMENTS | PER CASE |
| FELONY       | \$1,290,317.85        | \$842.79          | \$510,515.11        | \$1,041.87        | 398          | 76.38%        | 23.62%        |               |          |
| MISD.        |                       |                   |                     |                   | 94           | 90.53%        | 9.47%         |               |          |
| MH           |                       |                   |                     |                   | 92           | 31.15%        | 68.85%        |               |          |
| JUVENILE     |                       |                   |                     |                   | 42           | 84.41%        | 15.59%        |               |          |
| PAR./PROB    |                       |                   |                     |                   | 41           | 68.97%        | 31.03%        |               |          |
| TERM/ABUSE   |                       |                   |                     |                   | 27           | 6.08%         | 93.92%        |               |          |
| HABEAS/SC    |                       |                   |                     |                   | 170          | 0.00%         | 100.00%       |               |          |
| OTHER        |                       |                   |                     |                   | 15           | 80.00%        | 20.00%        |               |          |
| <b>TOTAL</b> | <b>\$1,800,832.96</b> | <b>\$1,041.87</b> | <b>\$510,515.11</b> | <b>\$1,041.87</b> | <b>2,021</b> | <b>75.75%</b> | <b>24.25%</b> |               |          |



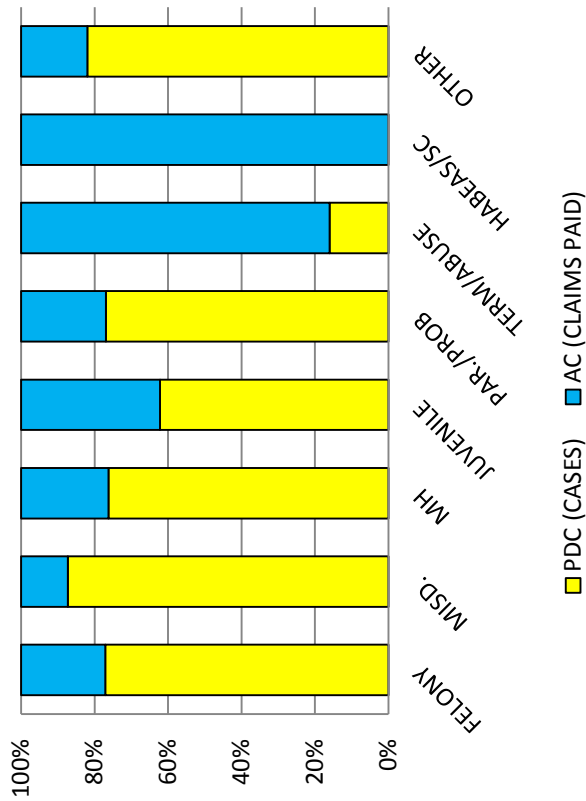
**18TH CIRCUIT (PRESTON COUNTY)  
 PDC CASES OPENED COMPARED TO AC CLAIMS PAID FY 2012**

| CASE TYPES   | PDC           |            | AC            |               | TOTAL         | %PDC          |    | %AC           |    |
|--------------|---------------|------------|---------------|---------------|---------------|---------------|----|---------------|----|
|              | DISBURSEMENTS | AC         | DISBURSEMENTS | AC            |               | DISBURSEMENTS | AC | DISBURSEMENTS | AC |
| FELONY       | 155           | 46         | 201           | 77.11%        | 22.89%        |               |    |               |    |
| MISD.        | 213           | 31         | 244           | 87.30%        | 12.70%        |               |    |               |    |
| MH           | 16            | 5          | 21            | 76.19%        | 23.81%        |               |    |               |    |
| JUVENILE     | 28            | 17         | 45            | 62.22%        | 37.78%        |               |    |               |    |
| PAR./PROB    | 20            | 6          | 26            | 76.92%        | 23.08%        |               |    |               |    |
| TERM/ABUSE   | 13            | 68         | 81            | 16.05%        | 83.95%        |               |    |               |    |
| HABEAS/SC    | 0             | 5          | 5             | 0.00%         | 100.00%       |               |    |               |    |
| OTHER        | 50            | 11         | 61            | 81.97%        | 18.03%        |               |    |               |    |
| <b>TOTAL</b> | <b>495</b>    | <b>189</b> | <b>684</b>    | <b>72.37%</b> | <b>27.63%</b> |               |    |               |    |

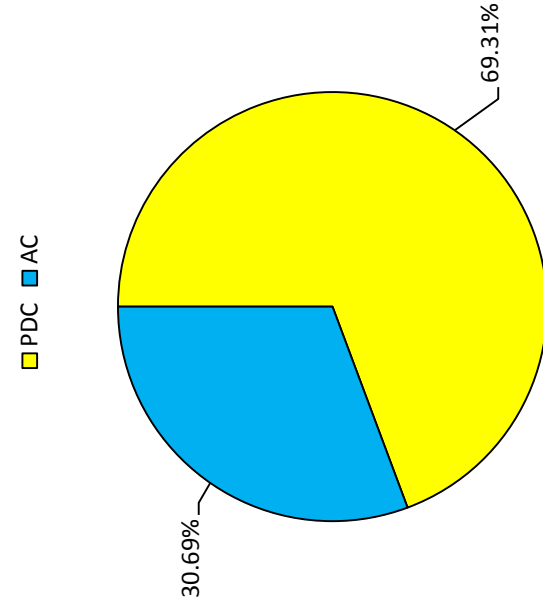
  

|              | PDC                 | AC                  | AVG PDC COST PER CASE | AVG AC COST PER CASE |
|--------------|---------------------|---------------------|-----------------------|----------------------|
|              | \$508,462.30        | \$225,140.23        | <b>\$1,027.20</b>     | <b>\$1,191.22</b>    |
| <b>TOTAL</b> | <b>\$733,602.53</b> | <b>\$733,602.53</b> | <b>69.31%</b>         | <b>30.69%</b>        |

**18TH CIRC CASES/CLAIMS PAID**



**18TH CIRCUIT PDC/AC DISBURSEMENTS**

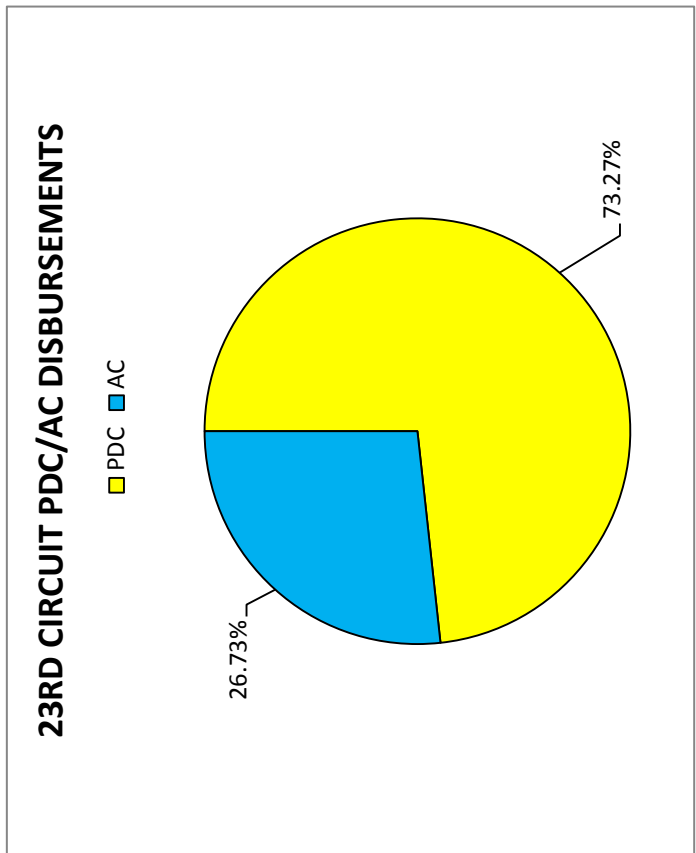
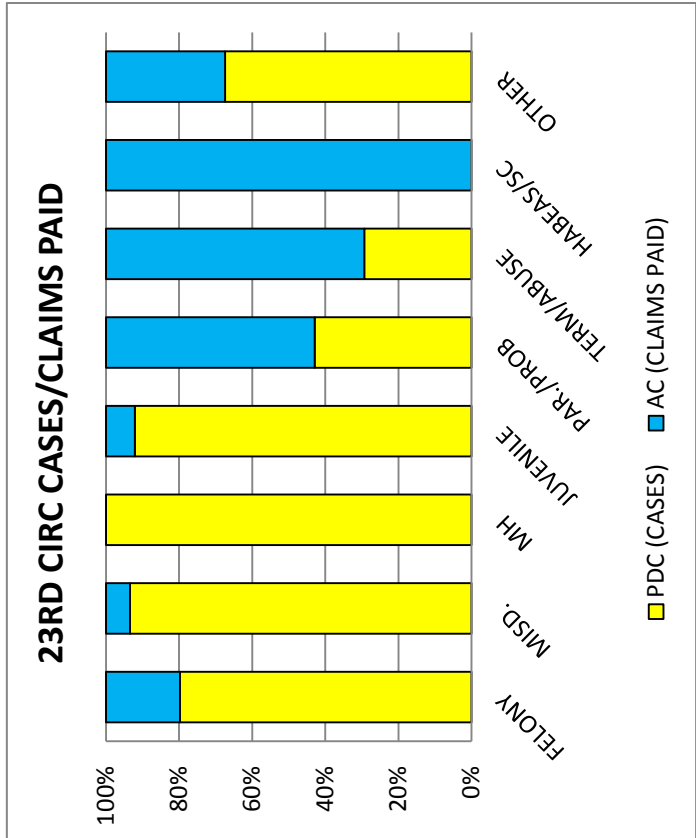


**23RD CIRCUIT (BERKELEY, JEFFERSON & MORGAN COUNTIES)  
 PDC CASES OPENED COMPARED TO AC CLAIMS PAID FY 2012**

| CASE TYPES   | PDC          |            | AC           |               | TOTAL         |    | %AC |    |
|--------------|--------------|------------|--------------|---------------|---------------|----|-----|----|
|              | PDC          | AC         | PDC          | AC            | PDC           | AC | PDC | AC |
| FELONY       | 1,183        | 300        | 1,483        | 79.77%        | 20.23%        |    |     |    |
| MISD.        | 2,159        | 152        | 2,311        | 93.42%        | 6.58%         |    |     |    |
| MH           | 147          | 0          | 147          | 100.00%       | 0.00%         |    |     |    |
| JUVENILE     | 527          | 45         | 572          | 92.13%        | 7.87%         |    |     |    |
| PAR./PROB    | 18           | 24         | 42           | 42.86%        | 57.14%        |    |     |    |
| TERM/ABUSE   | 158          | 380        | 538          | 29.37%        | 70.63%        |    |     |    |
| HABEAS/SC    | 0            | 25         | 25           | 0.00%         | 100.00%       |    |     |    |
| OTHER        | 31           | 15         | 46           | 67.39%        | 32.61%        |    |     |    |
| <b>TOTAL</b> | <b>4,223</b> | <b>941</b> | <b>5,164</b> | <b>81.78%</b> | <b>18.22%</b> |    |     |    |

| PDC                 |                 | AC                 |                   | TOTAL                 |          | %AC           |               |
|---------------------|-----------------|--------------------|-------------------|-----------------------|----------|---------------|---------------|
| DISBURSEMENTS       | PER CASE        | DISBURSEMENTS      | PER CASE          | DISBURSEMENTS         | PER CASE | DISBURSEMENTS | PER CASE      |
| \$3,294,325.87      |                 | \$1,201,723.56     |                   | <b>\$4,496,049.43</b> |          |               |               |
| <b>AVG PDC COST</b> | <b>\$780.09</b> | <b>AVG AC COST</b> | <b>\$1,277.07</b> |                       |          |               |               |
|                     |                 |                    |                   |                       |          | <b>73.27%</b> | <b>26.73%</b> |



**25TH CIRCUIT (BOONE & LINCOLN COUNTIES)  
 PDC CASES OPENED COMPARED TO AC CLAIMS PAID FY 2012**

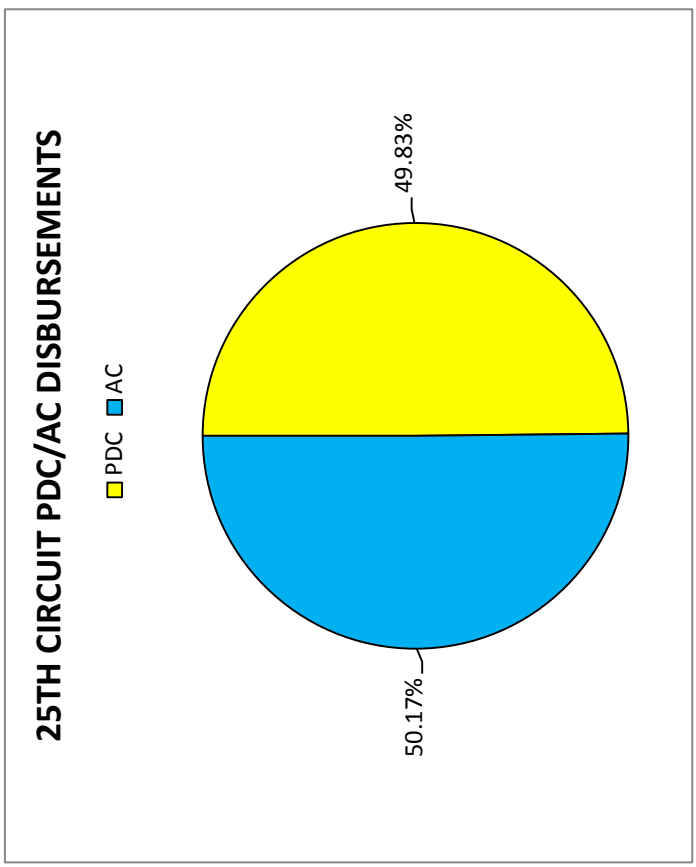
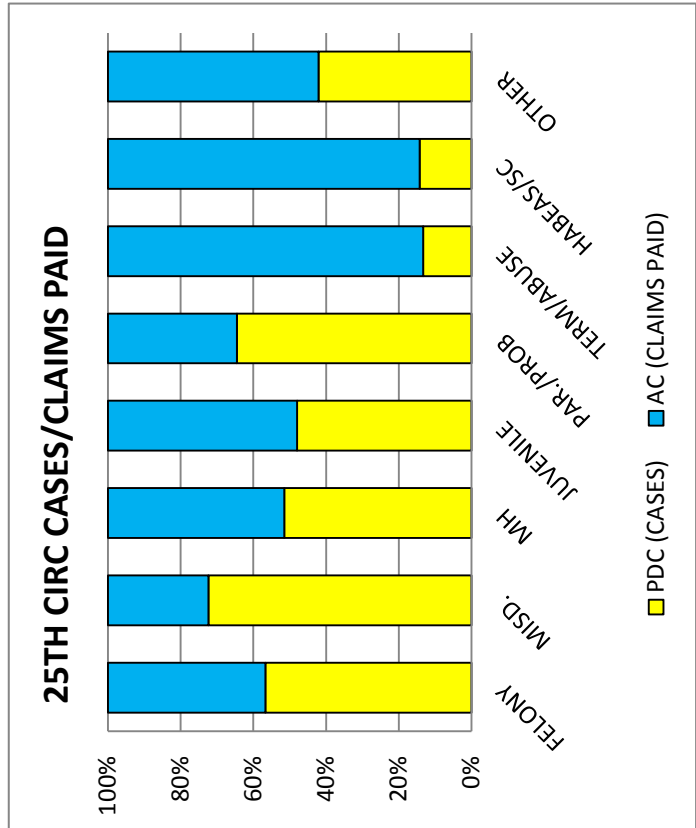
| CASE TYPES   | PDC          | AC         | TOTAL        | %PDC          | %AC           |
|--------------|--------------|------------|--------------|---------------|---------------|
| FELONY       | 300          | 229        | 529          | 56.71%        | 43.29%        |
| MISD.        | 572          | 219        | 791          | 72.31%        | 27.69%        |
| MH           | 52           | 49         | 101          | 51.49%        | 48.51%        |
| JUVENILE     | 166          | 180        | 346          | 47.98%        | 52.02%        |
| PAR./PROB    | 71           | 39         | 110          | 64.55%        | 35.45%        |
| TERM/ABUSE   | 29           | 190        | 219          | 13.24%        | 86.76%        |
| HABEAS/SC    | 1            | 6          | 7            | 14.29%        | 85.71%        |
| OTHER        | 8            | 11         | 19           | 42.11%        | 57.89%        |
| <b>TOTAL</b> | <b>1,199</b> | <b>923</b> | <b>2,122</b> | <b>56.50%</b> | <b>43.50%</b> |

|  | PDC DISBURSEMENTS | AC DISBURSEMENTS | TOTAL          | %PDC   | %AC    |
|--|-------------------|------------------|----------------|--------|--------|
|  | \$774,777.60      | \$780,019.84     | \$1,554,797.44 | 49.83% | 50.17% |

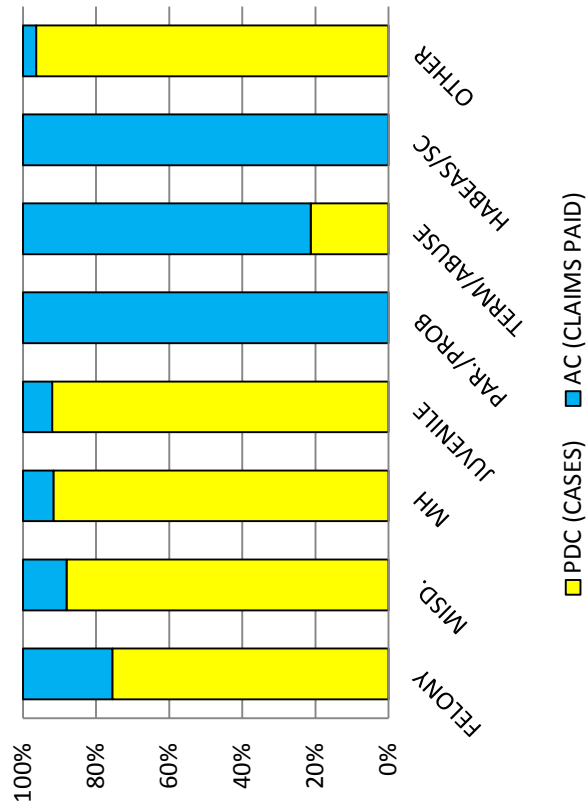
|  | AVG PDC COST PER CASE | AVG AC COST PER CASE |
|--|-----------------------|----------------------|
|  | \$646.19              | \$845.09             |



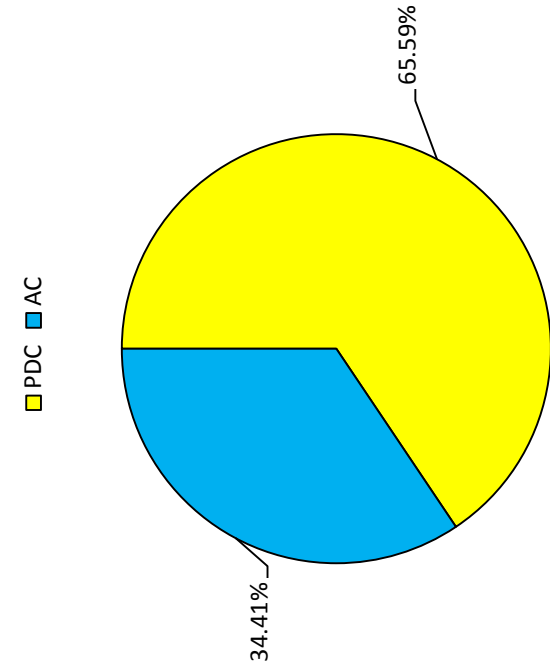
**28TH CIRCUIT (NICHOLAS COUNTY)  
 PDC CASES OPENED COMPARED TO AC CLAIMS PAID FY 2012**

| CASE TYPES   | PDC           |                     | AC            |                 | TOTAL      | %PDC          |               | %AC           |               |
|--------------|---------------|---------------------|---------------|-----------------|------------|---------------|---------------|---------------|---------------|
|              | DISBURSEMENTS | PER CASE            | DISBURSEMENTS | PER CASE        |            | DISBURSEMENTS | PER CASE      | DISBURSEMENTS | PER CASE      |
| FELONY       | 189           | \$368,574.24        | 61            | \$920.86        | 250        | 75.60%        | 24.40%        | 24.40%        | 34.41%        |
| MISD.        | 289           |                     | 39            |                 | 328        | 88.11%        | 11.89%        | 11.89%        |               |
| MH           | 11            |                     | 1             |                 | 12         | 91.67%        | 8.33%         | 8.33%         |               |
| JUVENILE     | 58            |                     | 5             |                 | 63         | 92.06%        | 7.94%         | 7.94%         |               |
| PAR./PROB    | 0             |                     | 4             |                 | 4          | 0.00%         | 100.00%       | 100.00%       |               |
| TERM/ABUSE   | 26            |                     | 96            |                 | 122        | 21.31%        | 78.69%        | 78.69%        |               |
| HABEAS/SC    | 0             |                     | 3             |                 | 3          | 0.00%         | 100.00%       | 100.00%       |               |
| OTHER        | 27            |                     | 1             |                 | 28         | 96.43%        | 3.57%         | 3.57%         |               |
| <b>TOTAL</b> | <b>600</b>    | <b>\$368,574.24</b> | <b>210</b>    | <b>\$920.86</b> | <b>810</b> | <b>74.07%</b> | <b>25.93%</b> | <b>25.93%</b> | <b>34.41%</b> |

**28TH CIRC CASES/CLAIMS PAID**

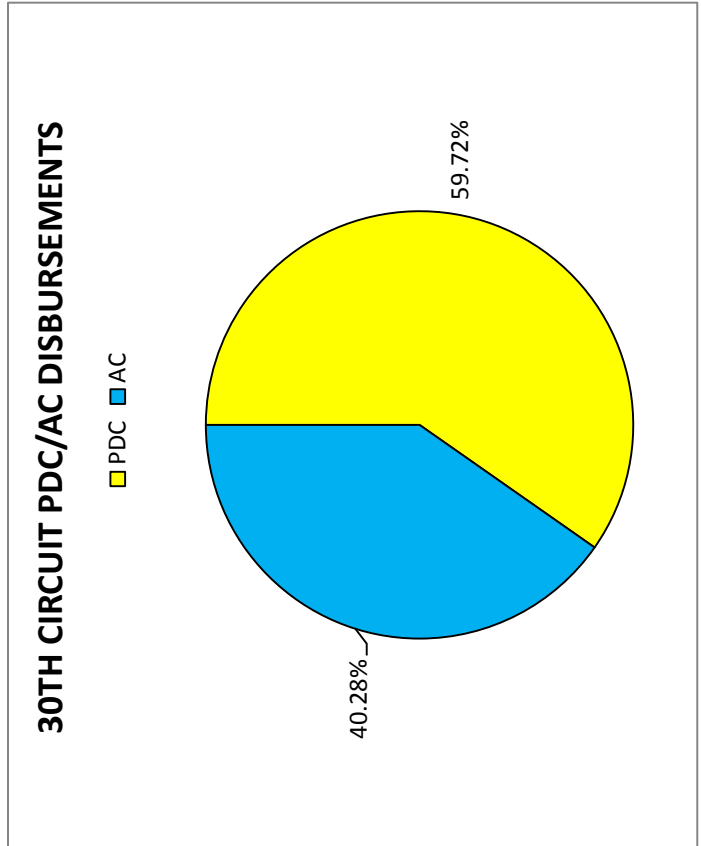
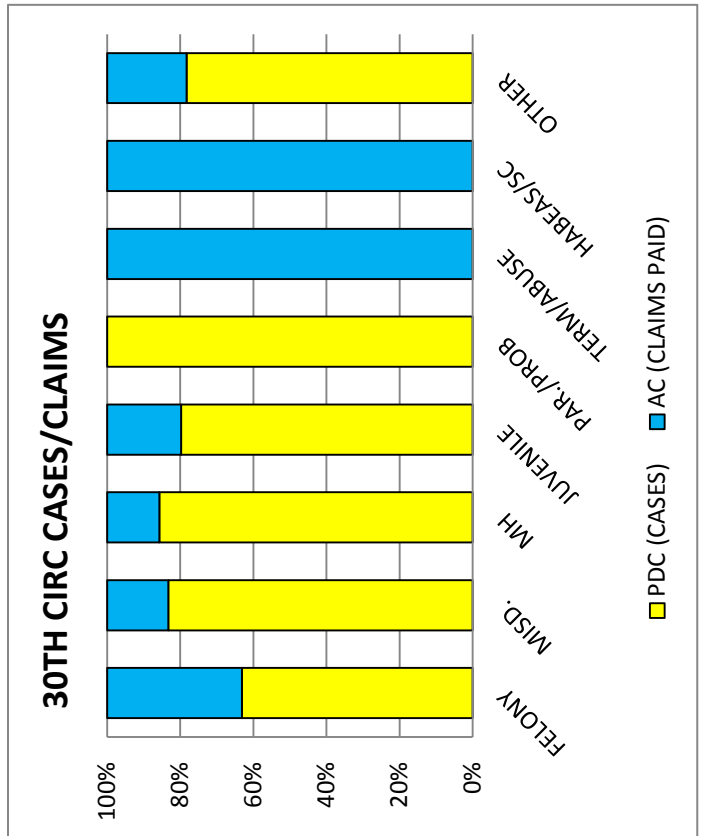


**28TH CIRCUIT PDC/AC DISBURSEMENTS**



**30TH CIRCUIT (MINGO COUNTY)  
 PDC CASES OPENED COMPARED TO AC CLAIMS PAID FY 2012**

| CASE TYPES   | PDC           |               | AC            |               | TOTAL | %PDC | %AC | PDC             |                 | AC           |        |        |
|--------------|---------------|---------------|---------------|---------------|-------|------|-----|-----------------|-----------------|--------------|--------|--------|
|              | DISBURSEMENTS | DISBURSEMENTS | DISBURSEMENTS | DISBURSEMENTS |       |      |     | TOTAL           | %PDC            | %AC          |        |        |
| FELONY       | 159           | 93            | 252           | 36.90%        |       |      |     | \$438,137.30    | \$295,486.60    | \$733,623.90 | 59.72% | 40.28% |
| MISD.        | 249           | 50            | 299           | 16.72%        |       |      |     |                 |                 |              |        |        |
| MH           | 30            | 5             | 35            | 14.29%        |       |      |     |                 |                 |              |        |        |
| JUVENILE     | 63            | 16            | 79            | 20.25%        |       |      |     |                 |                 |              |        |        |
| PAR./PROB    | 5             | 0             | 5             | 0.00%         |       |      |     |                 |                 |              |        |        |
| TERM/ABUSE   | 0             | 123           | 123           | 100.00%       |       |      |     |                 |                 |              |        |        |
| HABEAS/SC    | 0             | 7             | 7             | 100.00%       |       |      |     |                 |                 |              |        |        |
| OTHER        | 36            | 10            | 46            | 21.74%        |       |      |     |                 |                 |              |        |        |
| <b>TOTAL</b> | <b>542</b>    | <b>304</b>    | <b>846</b>    | <b>35.93%</b> |       |      |     | <b>\$808.37</b> | <b>\$972.00</b> |              |        |        |

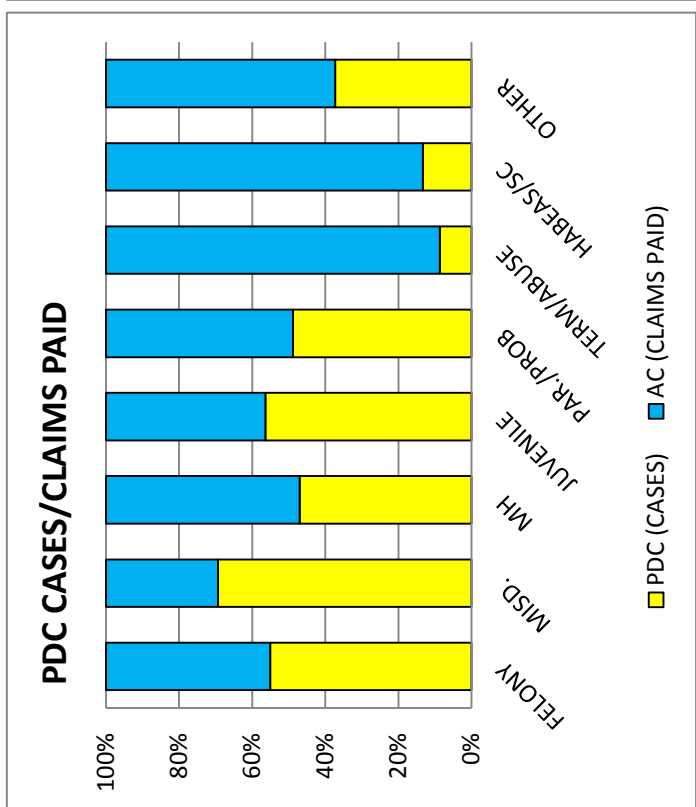
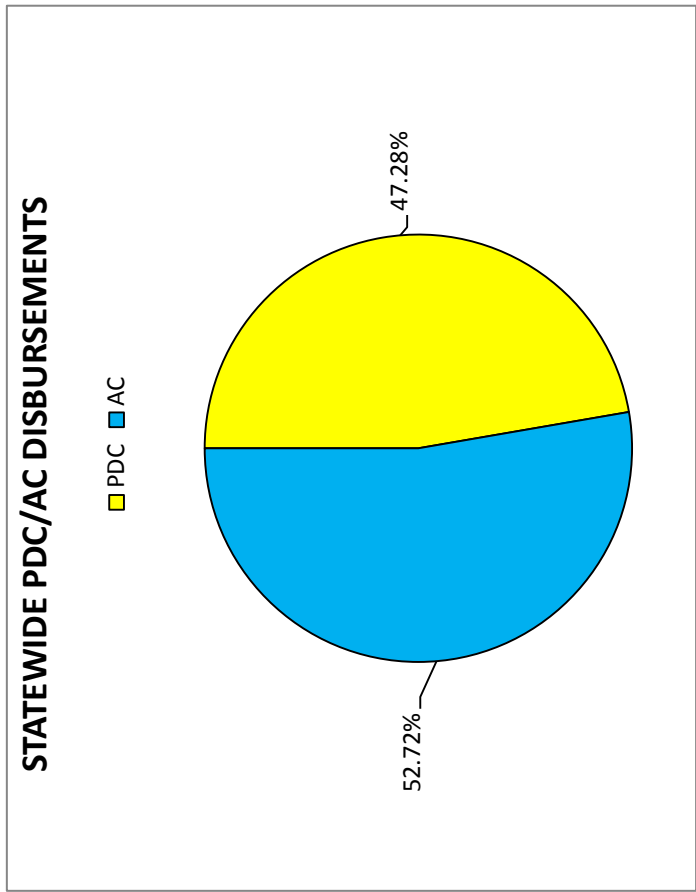


**STATISTICS FOR BOTH PDC AND APPOINTED COUNSEL STATEWIDE  
 PDC CASES OPENED COMPARED TO AC CLAIMS PAID FY 2012**

| CASE TYPES   | PDC           |               |               |               | AC            |                 |                 |                 |        |
|--------------|---------------|---------------|---------------|---------------|---------------|-----------------|-----------------|-----------------|--------|
|              | PDC           | AC            | TOTAL         | %PDC          | %AC           | DISBURSEMENTS   | DISBURSEMENTS   | TOTAL           | %AC    |
| FELONY       | 8,048         | 6,560         | 14,608        | 55.09%        | 44.91%        | \$19,695,724.82 | \$21,960,493.86 | \$41,656,218.68 | 47.28% |
| MISD.        | 18,023        | 7,954         | 25,977        | 69.38%        | 30.62%        |                 |                 |                 |        |
| MH           | 2,313         | 2,610         | 4,923         | 46.98%        | 53.02%        |                 |                 |                 |        |
| JUVENILE     | 3,217         | 2,489         | 5,706         | 56.38%        | 43.62%        |                 |                 |                 |        |
| PAR./PROB    | 1,013         | 1,062         | 2,075         | 48.82%        | 51.18%        |                 |                 |                 |        |
| TERM/ABUSE   | 653           | 6,882         | 7,535         | 8.67%         | 91.33%        |                 |                 |                 |        |
| HABEAS/SC    | 50            | 326           | 376           | 13.30%        | 86.70%        |                 |                 |                 |        |
| OTHER        | 728           | 1,222         | 1,950         | 37.33%        | 62.67%        |                 |                 |                 |        |
| <b>TOTAL</b> | <b>34,045</b> | <b>29,105</b> | <b>63,150</b> | <b>53.91%</b> | <b>46.09%</b> |                 |                 |                 |        |

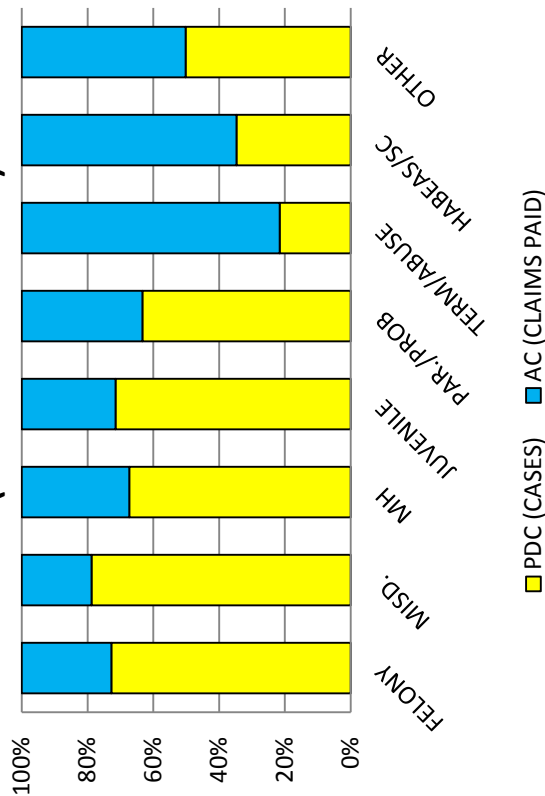
|  | AVG PDC COST PER CASE | AVG AC COST PER CASE |
|--|-----------------------|----------------------|
|  | <b>\$578.52</b>       | <b>\$754.53</b>      |



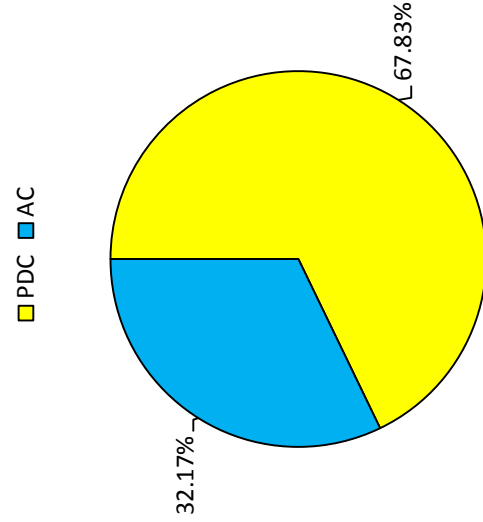
**STATISTICS FOR BOTH PDC AND APPOINTED COUNSEL STATEWIDE (LESS AC CLAIMS IN PDC CIRCUITS)  
 PDC CASES OPENED COMPARED TO AC CLAIMS PAID FY 2012**

| CASE TYPES   | PDC           |               | AC            |               | TOTAL         |                 | PDC             |                 | AC            |               | TOTAL | %PDC | %AC |
|--------------|---------------|---------------|---------------|---------------|---------------|-----------------|-----------------|-----------------|---------------|---------------|-------|------|-----|
|              | PDC           | AC            | DISBURSEMENTS | DISBURSEMENTS | DISBURSEMENTS | DISBURSEMENTS   | DISBURSEMENTS   | DISBURSEMENTS   | DISBURSEMENTS | DISBURSEMENTS |       |      |     |
| FELONY       | 8,048         | 3,016         | 11,064        | 72.74%        | 27.26%        | \$19,695,724.82 | \$9,339,092.94  | \$29,034,817.76 | 67.83%        | 32.17%        |       |      |     |
| MISD.        | 18,023        | 4,858         | 22,881        | 78.77%        | 21.23%        |                 |                 |                 |               |               |       |      |     |
| MH           | 2,313         | 1,125         | 3,438         | 67.28%        | 32.72%        |                 |                 |                 |               |               |       |      |     |
| JUVENILE     | 3,217         | 1,281         | 4,498         | 71.52%        | 28.48%        |                 |                 |                 |               |               |       |      |     |
| PAR./PROB    | 1,013         | 587           | 1,600         | 63.31%        | 36.69%        |                 |                 |                 |               |               |       |      |     |
| TERM/ABUSE   | 653           | 2,370         | 3,023         | 21.60%        | 78.40%        |                 |                 |                 |               |               |       |      |     |
| HABEAS/SC    | 50            | 94            | 144           | 34.72%        | 65.28%        |                 |                 |                 |               |               |       |      |     |
| OTHER        | 728           | 722           | 1,450         | 50.21%        | 49.79%        |                 |                 |                 |               |               |       |      |     |
| <b>TOTAL</b> | <b>34,045</b> | <b>14,053</b> | <b>48,098</b> | <b>70.78%</b> | <b>29.22%</b> | <b>\$578.52</b> | <b>\$664.56</b> |                 |               |               |       |      |     |

**PDC CASES/CLAIMS PAID  
 STATEWIDE (LESS AC IN PDC CIRC)**



**STATEWIDE PDC/AC DISBURSEMENTS  
 (LESS AC IN PDC CIRCUITS)**

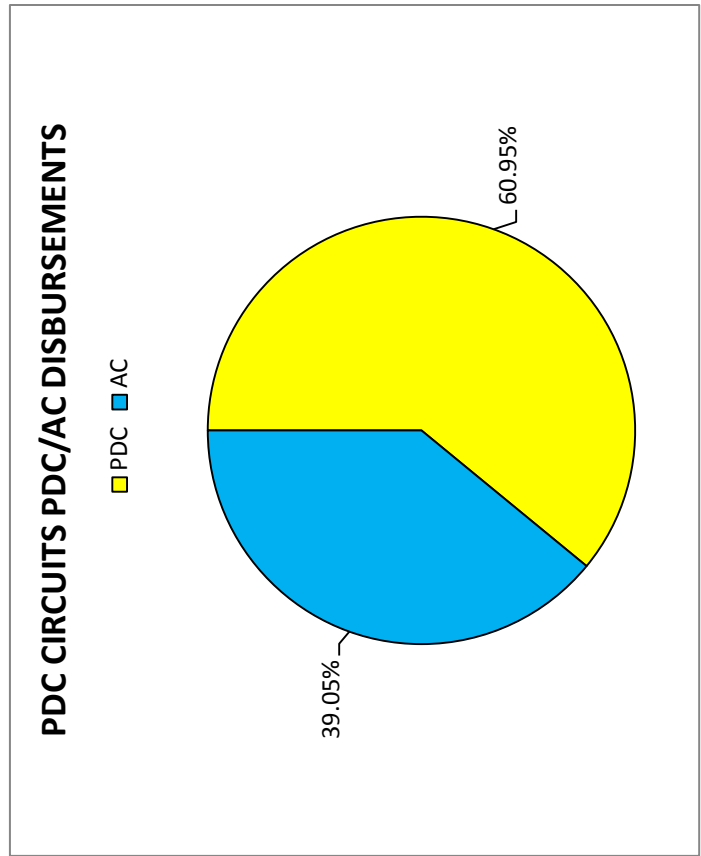
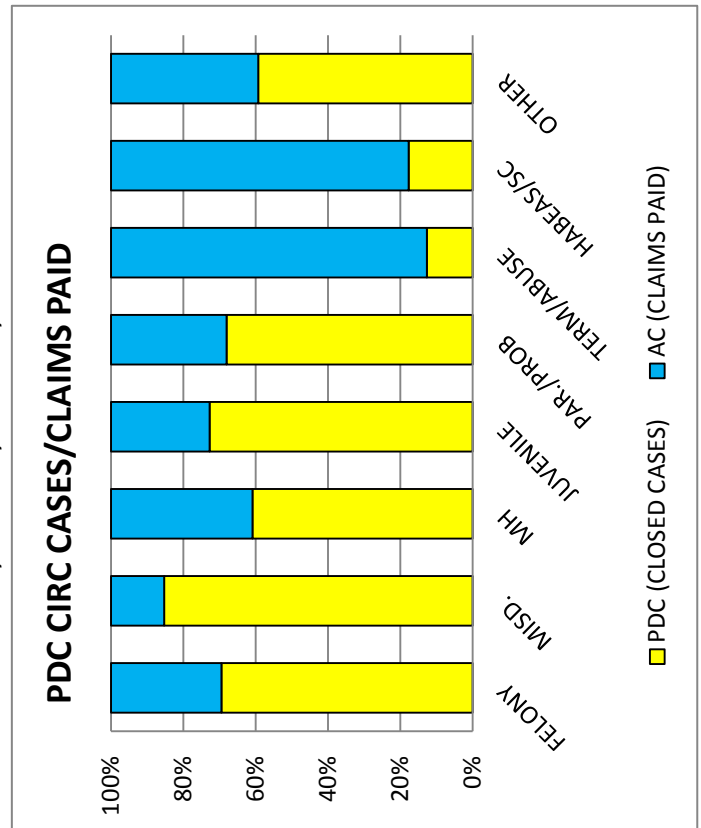


**ALL PUBLIC DEFENDER CORPORATION CIRCUITS (18 CIRCUITS 29 COUNTIES)  
 PDC CASES OPENED COMPARED TO AC CLAIMS PAID FY 2012**

| CASE TYPES   | PDC           | AC            | TOTAL         | %PDC          | %AC           | PDC DISBURSEMENTS | AC DISBURSEMENTS | TOTAL           | %PDC   | %AC    |
|--------------|---------------|---------------|---------------|---------------|---------------|-------------------|------------------|-----------------|--------|--------|
| FELONY       | 8,048         | 3,544         | 11,592        | 69.43%        | 30.57%        | \$19,695,724.82   | \$12,621,400.92  | \$32,317,125.74 | 60.95% | 39.05% |
| MISD.        | 18,023        | 3,096         | 21,119        | 85.34%        | 14.66%        |                   |                  |                 |        |        |
| MH           | 2,313         | 1,485         | 3,798         | 60.90%        | 39.10%        |                   |                  |                 |        |        |
| JUVENILE     | 3,217         | 1,208         | 4,425         | 72.70%        | 27.30%        |                   |                  |                 |        |        |
| PAR./PROB    | 1,013         | 475           | 1,488         | 68.08%        | 31.92%        |                   |                  |                 |        |        |
| TERM/ABUSE   | 653           | 4,512         | 5,165         | 12.64%        | 87.36%        |                   |                  |                 |        |        |
| HABEAS/SC    | 50            | 232           | 282           | 17.73%        | 82.27%        |                   |                  |                 |        |        |
| OTHER        | 728           | 500           | 1,228         | 59.28%        | 40.72%        |                   |                  |                 |        |        |
| <b>TOTAL</b> | <b>34,045</b> | <b>15,052</b> | <b>49,097</b> | <b>69.34%</b> | <b>30.66%</b> |                   |                  |                 |        |        |

|  | AVG PDC COST PER CASE | AVG AC COST PER CASE |
|--|-----------------------|----------------------|
|  | <b>\$578.52</b>       | <b>\$838.52</b>      |



# PD & AC COMPARISON OF CLOSED CASES

**1ST CIRCUIT (BROOKE, HANCOCK & OHIO COUNTIES)  
 PDC CASES CLOSED COMPARED TO AC CLAIMS PAID FY 2012**

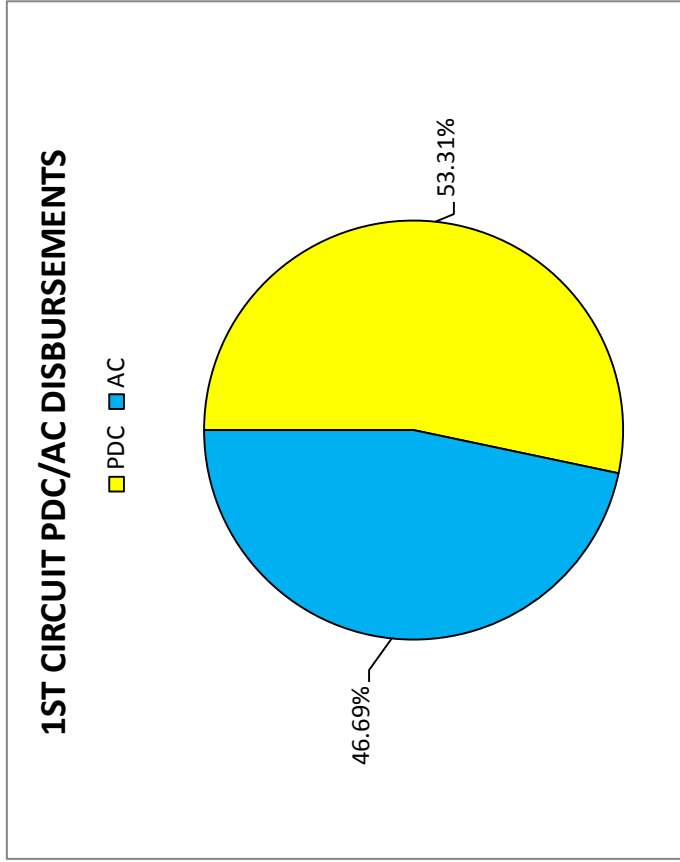
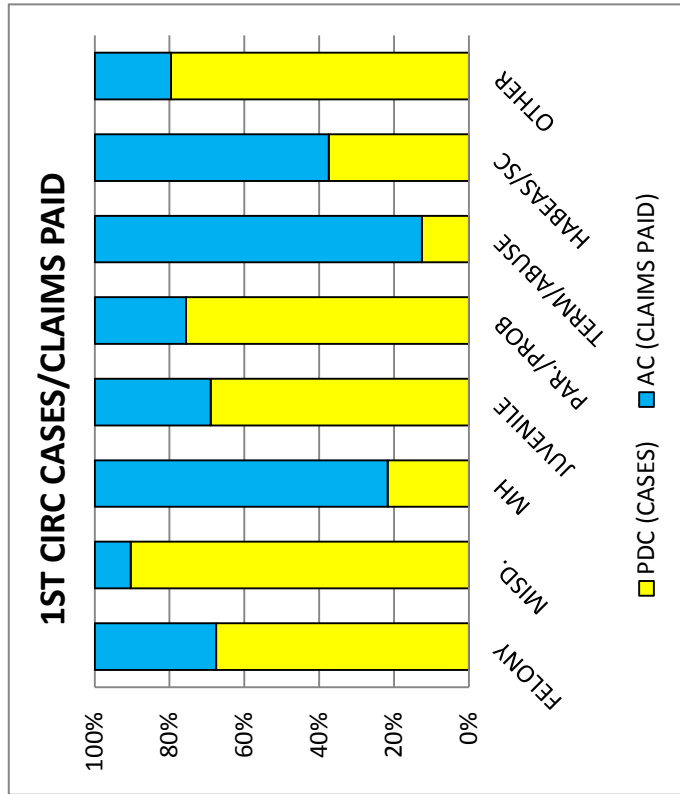
| CASE TYPES   | PDC          | AC           | TOTAL        | %PDC          | %AC           |
|--------------|--------------|--------------|--------------|---------------|---------------|
| FELONY       | 562          | 270          | 832          | 67.55%        | 32.45%        |
| MISD.        | 1,555        | 165          | 1,720        | 90.41%        | 9.59%         |
| MH           | 91           | 328          | 419          | 21.72%        | 78.28%        |
| JUVENILE     | 185          | 83           | 268          | 69.03%        | 30.97%        |
| PAR./PROB    | 93           | 30           | 123          | 75.61%        | 24.39%        |
| TERM/ABUSE   | 43           | 298          | 341          | 12.61%        | 87.39%        |
| HABEAS/SC    | 15           | 25           | 40           | 37.50%        | 62.50%        |
| OTHER        | 121          | 31           | 152          | 79.61%        | 20.39%        |
| <b>TOTAL</b> | <b>2,665</b> | <b>1,230</b> | <b>3,895</b> | <b>68.42%</b> | <b>31.58%</b> |

|  | PDC DISBURSEMENTS | AC DISBURSEMENTS | TOTAL                 | %PDC   | %AC    |
|--|-------------------|------------------|-----------------------|--------|--------|
|  | \$1,408,886.91    | \$1,234,122.51   | <b>\$2,643,009.42</b> | 53.31% | 46.69% |

|  | AVG PDC COST PER CASE | AVG AC COST PER CASE |
|--|-----------------------|----------------------|
|  | <b>\$528.66</b>       | <b>\$1,003.35</b>    |



**2ND CIRCUIT (MARSHALL, TYLER & WETZEL COUNTIES)  
 PDC CASES CLOSED COMPARED TO AC CLAIMS PAID FY 2012**

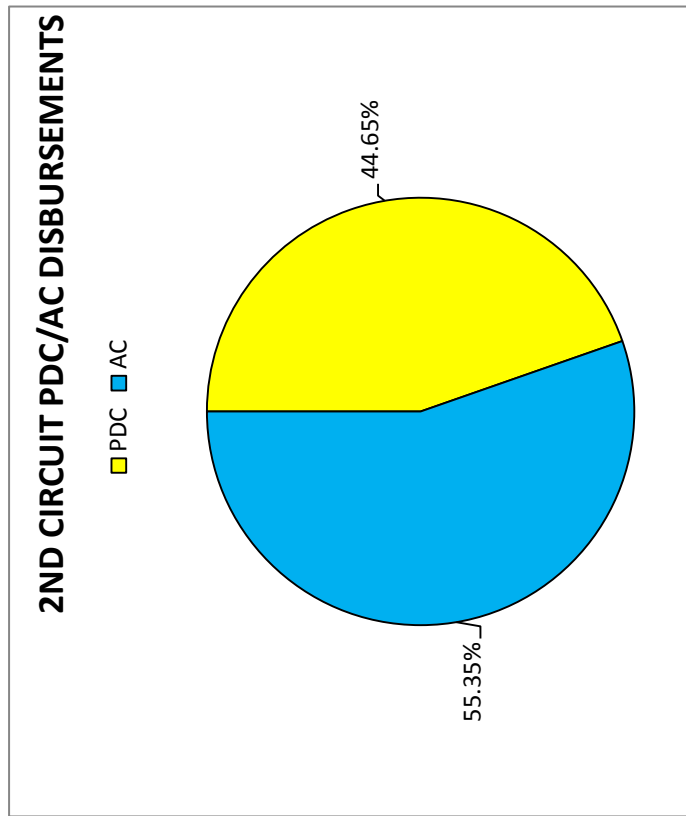
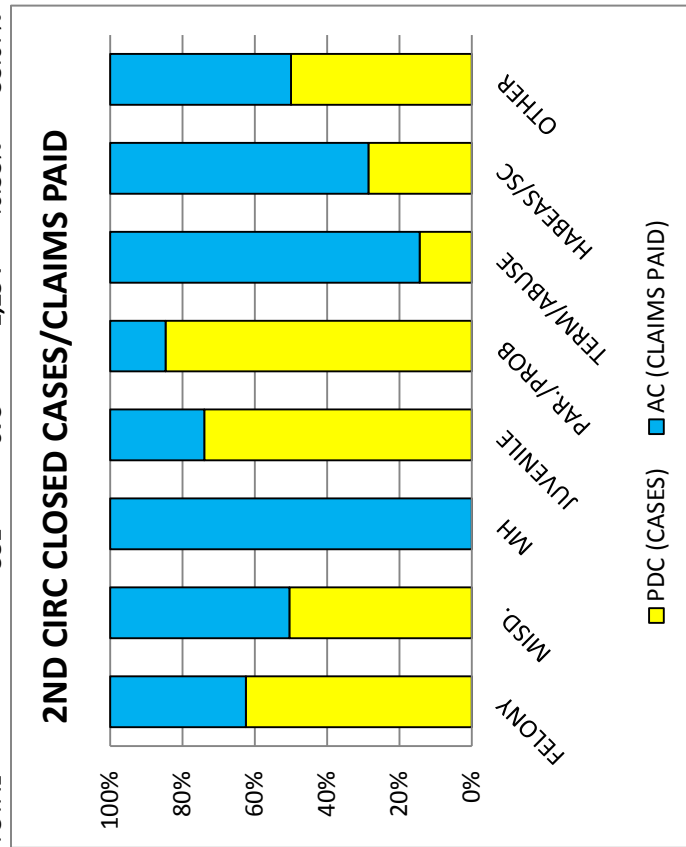
| CASE TYPES   | PDC        | AC         | TOTAL        | %PDC          | %AC           |
|--------------|------------|------------|--------------|---------------|---------------|
| FELONY       | 198        | 119        | 317          | 62.46%        | 37.54%        |
| MISD.        | 190        | 187        | 377          | 50.40%        | 49.60%        |
| MH           | 0          | 193        | 193          | 0.00%         | 100.00%       |
| JUVENILE     | 94         | 33         | 127          | 74.02%        | 25.98%        |
| PAR./PROB    | 61         | 11         | 72           | 84.72%        | 15.28%        |
| TERM/ABUSE   | 18         | 107        | 125          | 14.40%        | 85.60%        |
| HABEAS/SC    | 2          | 5          | 7            | 28.57%        | 71.43%        |
| OTHER        | 18         | 18         | 36           | 50.00%        | 50.00%        |
| <b>TOTAL</b> | <b>581</b> | <b>673</b> | <b>1,254</b> | <b>46.33%</b> | <b>53.67%</b> |

|  | PDC DISBURSEMENTS | AC DISBURSEMENTS | TOTAL        | %PDC   | %AC    |
|--|-------------------|------------------|--------------|--------|--------|
|  | \$356,298.36      | \$441,616.74     | \$797,915.10 | 44.65% | 55.35% |

|  | AVG PDC COST PER CASE | AVG AC COST PER CASE |
|--|-----------------------|----------------------|
|  | \$613.25              | \$656.19             |



**5TH CIRCUIT (CALHOUN, JACKSON, MASON & ROANE COUNTIES)**

**PDC CASES CLOSED COMPARED TO AC CLAIMS PAID FY 2012**

\*A Circuit Court order prohibits PDC work in Mason County. All indigent work is performed by Appointed Counsel

| CASE TYPES   | PDC          |              | AC           |               | TOTAL         |               | %PDC |    | %AC |    |
|--------------|--------------|--------------|--------------|---------------|---------------|---------------|------|----|-----|----|
|              | PDC          | AC           | PDC          | AC            | PDC           | AC            | PDC  | AC | PDC | AC |
| FELONY       | 291          | 301          | 592          | 50.84%        | 49.16%        | 50.84%        |      |    |     |    |
| MISD.        | 628          | 363          | 991          | 63.37%        | 63.37%        | 36.63%        |      |    |     |    |
| MH           | 40           | 141          | 181          | 22.10%        | 77.90%        | 77.90%        |      |    |     |    |
| JUVENILE     | 68           | 104          | 172          | 39.53%        | 60.47%        | 60.47%        |      |    |     |    |
| PAR./PROB    | 2            | 61           | 63           | 3.17%         | 96.83%        | 96.83%        |      |    |     |    |
| TERM/ABUSE   | 37           | 374          | 411          | 9.00%         | 91.00%        | 91.00%        |      |    |     |    |
| HABEAS/SC    | 0            | 14           | 14           | 0.00%         | 100.00%       | 100.00%       |      |    |     |    |
| OTHER        | 13           | 33           | 46           | 28.26%        | 71.74%        | 71.74%        |      |    |     |    |
| <b>TOTAL</b> | <b>1,079</b> | <b>1,391</b> | <b>2,470</b> | <b>43.68%</b> | <b>56.32%</b> | <b>56.32%</b> |      |    |     |    |

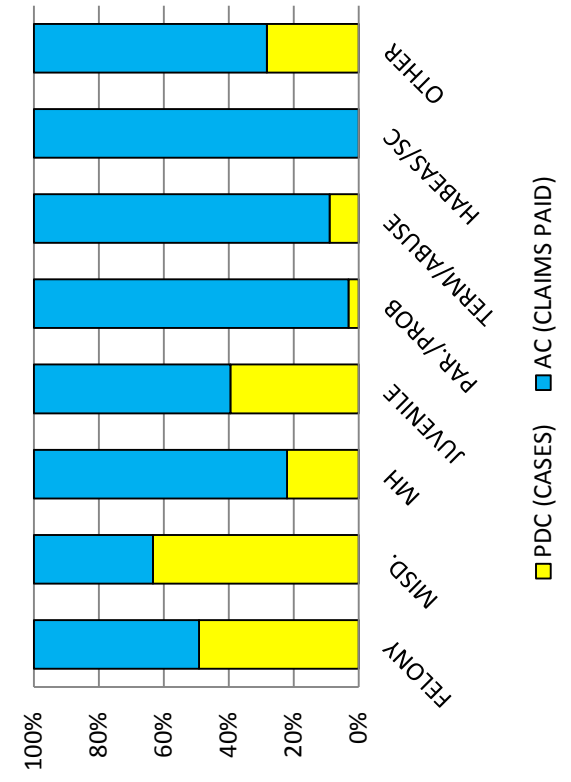
  

|  | DISBURSEMENTS | AC           | TOTAL          | %PDC   | %AC    |
|--|---------------|--------------|----------------|--------|--------|
|  | \$895,253.54  | \$934,450.25 | \$1,829,703.79 | 48.93% | 51.07% |

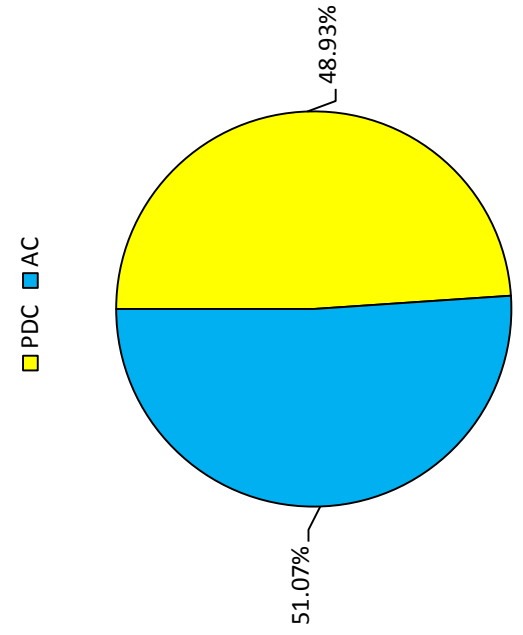
  

|  | AVG PDC COST PER CASE | AVG AC COST PER CASE |
|--|-----------------------|----------------------|
|  | \$829.71              | \$671.78             |

**5TH CIRC CLOSED CASES/CLAIMS PAID**



**5TH CIRCUIT PDC/AC DISBURSEMENTS**



**6TH CIRCUIT and 24TH CIRCUIT (CABELL & WAYNE COUNTIES)**

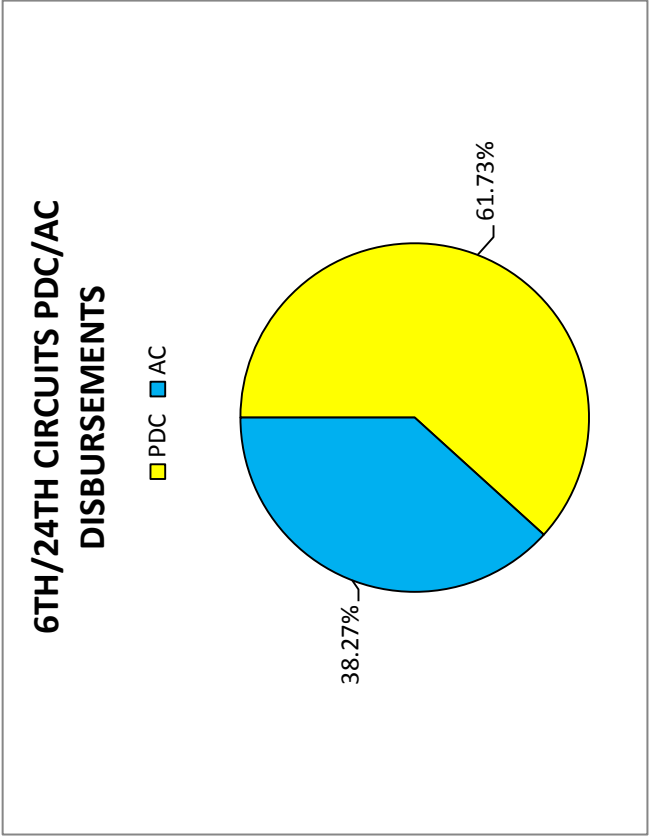
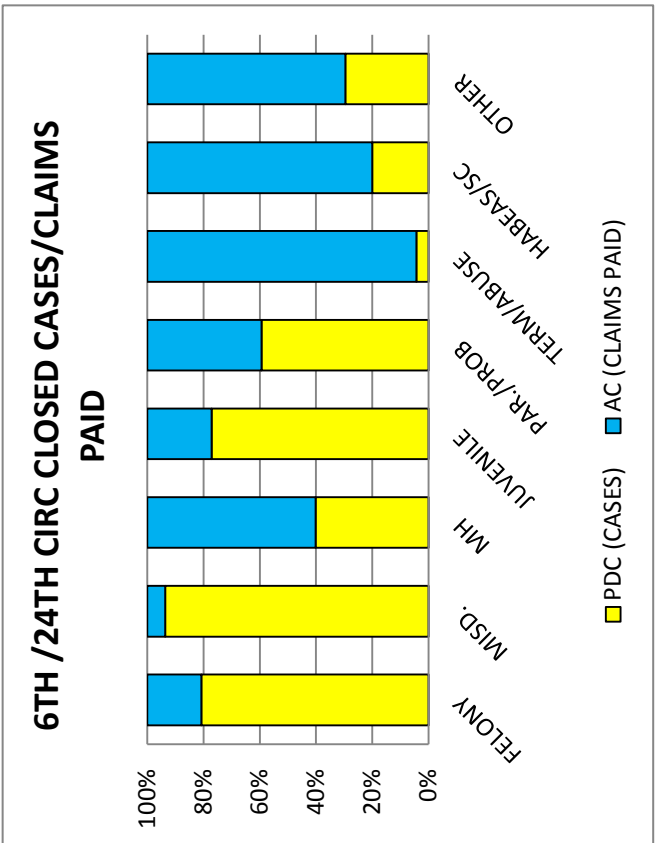
**PDC CASES CLOSED COMPARED TO AC CLAIMS PAID FY 2012**

\*The 6th/24th Circuits operate under one Public Defender Corporation. AC figures include both Cabell and Wayne Counties

| CASE TYPES   | PDC          |              |              | AC            |               |        |
|--------------|--------------|--------------|--------------|---------------|---------------|--------|
|              | PDC          | AC           | TOTAL        | %PDC          | %AC           | %TOTAL |
| FELONY       | 1,884        | 449          | 2,333        | 80.75%        | 19.25%        |        |
| MISD.        | 3,745        | 255          | 4,000        | 93.63%        | 6.38%         |        |
| MH           | 351          | 522          | 873          | 40.21%        | 59.79%        |        |
| JUVENILE     | 824          | 244          | 1,068        | 77.15%        | 22.85%        |        |
| PAR./PROB    | 139          | 95           | 234          | 59.40%        | 40.60%        |        |
| TERM/ABUSE   | 24           | 539          | 563          | 4.26%         | 95.74%        |        |
| HABEAS/SC    | 9            | 36           | 45           | 20.00%        | 80.00%        |        |
| OTHER        | 26           | 62           | 88           | 29.55%        | 70.45%        |        |
| <b>TOTAL</b> | <b>7,002</b> | <b>2,202</b> | <b>9,204</b> | <b>76.08%</b> | <b>23.92%</b> |        |

|                              | PDC             |        | AC                          |                 |
|------------------------------|-----------------|--------|-----------------------------|-----------------|
|                              | DISBURSEMENTS   | %PDC   | DISBURSEMENTS               | %AC             |
|                              | \$2,264,404.21  | 61.73% | \$1,404,116.92              | 38.27%          |
| <b>AVG PDC COST PER CASE</b> | <b>\$323.39</b> |        | <b>AVG AC COST PER CASE</b> | <b>\$637.66</b> |



**7TH CIRCUIT (LOGAN COUNTY)  
PDC CASES CLOSED COMPARED TO AC CLAIMS PAID FY 2012**

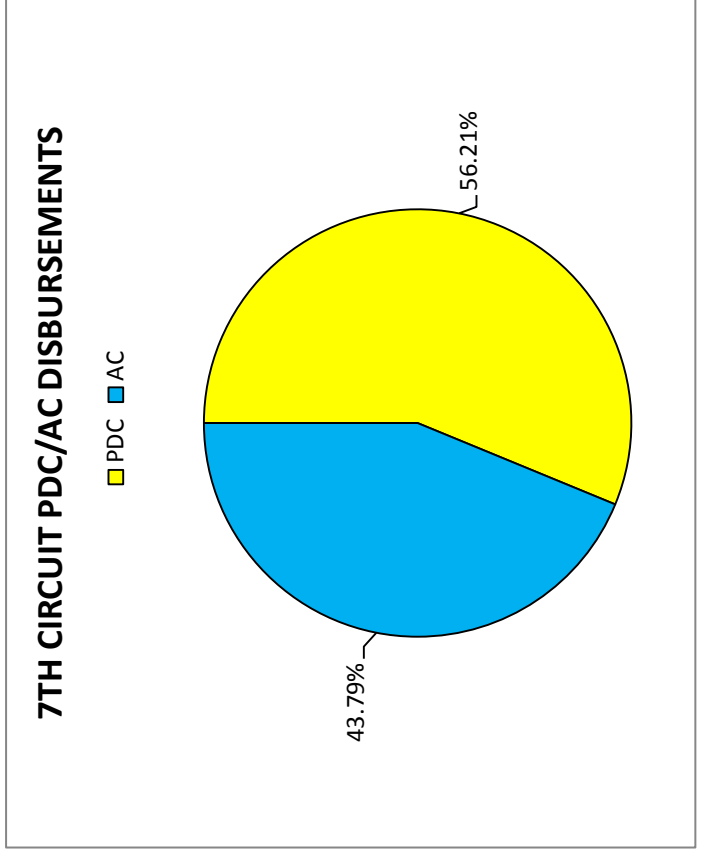
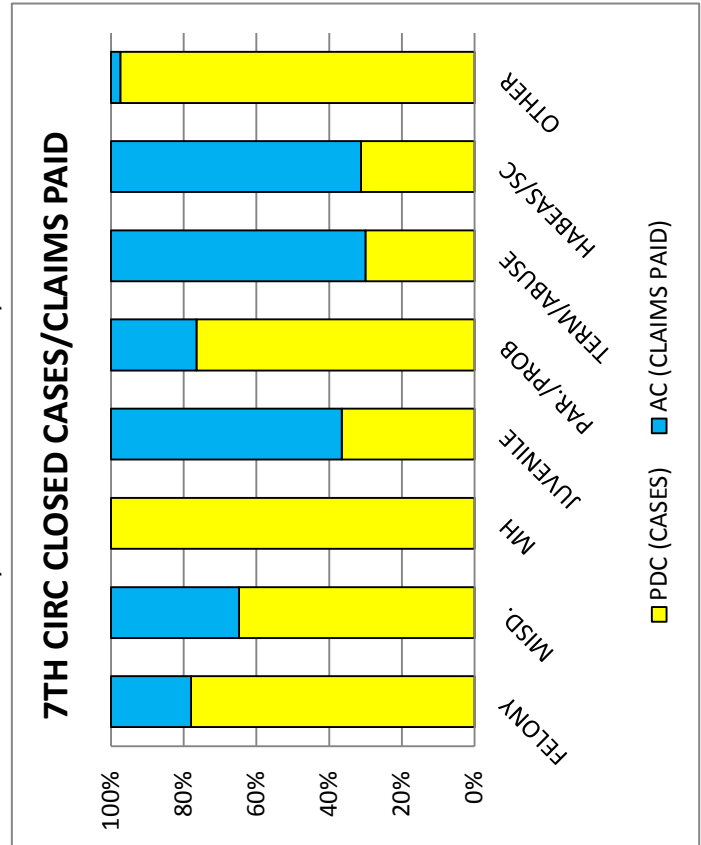
| CASE TYPES   | PDC          | AC         | TOTAL        | %PDC          | %AC           |
|--------------|--------------|------------|--------------|---------------|---------------|
| FELONY       | 545          | 154        | 699          | 77.97%        | 22.03%        |
| MISD.        | 496          | 270        | 766          | 64.75%        | 35.25%        |
| MH           | 90           | 0          | 90           | 100.00%       | 0.00%         |
| JUVENILE     | 65           | 113        | 178          | 36.52%        | 63.48%        |
| PAR./PROB    | 52           | 16         | 68           | 76.47%        | 23.53%        |
| TERM/ABUSE   | 72           | 168        | 240          | 30.00%        | 70.00%        |
| HABEAS/SC    | 5            | 11         | 16           | 31.25%        | 68.75%        |
| OTHER        | 528          | 14         | 542          | 97.42%        | 2.58%         |
| <b>TOTAL</b> | <b>1,853</b> | <b>746</b> | <b>2,599</b> | <b>71.30%</b> | <b>28.70%</b> |

|  | PDC DISBURSEMENTS | AC DISBURSEMENTS | TOTAL          | %PDC   | %AC    |
|--|-------------------|------------------|----------------|--------|--------|
|  | \$674,106.42      | \$525,087.54     | \$1,199,193.96 | 56.21% | 43.79% |

|  | AVG PDC COST PER CASE | AVG AC COST PER CASE |
|--|-----------------------|----------------------|
|  | \$363.79              | \$703.87             |



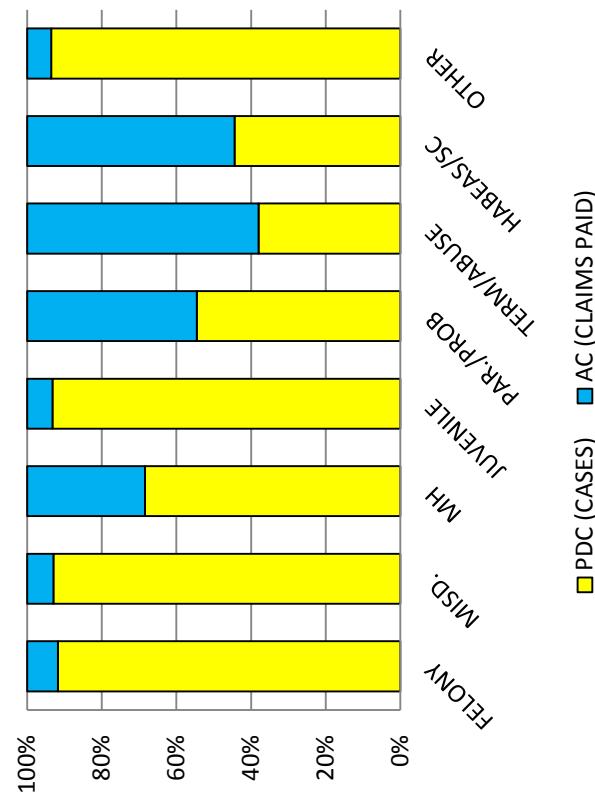
**8TH CIRCUIT (MCDOWELL COUNTY)**  
**PDC CASES CLOSED COMPARED TO AC CLAIMS PAID FY 2012**

| CASE TYPES   | PDC          | AC         | TOTAL        | %PDC          | %AC           |
|--------------|--------------|------------|--------------|---------------|---------------|
| FELONY       | 893          | 80         | 973          | 91.78%        | 8.22%         |
| MISD.        | 2,074        | 158        | 2,232        | 92.92%        | 7.08%         |
| MH           | 26           | 12         | 38           | 68.42%        | 31.58%        |
| JUVENILE     | 261          | 19         | 280          | 93.21%        | 6.79%         |
| PAR./PROB    | 6            | 5          | 11           | 54.55%        | 45.45%        |
| TERM/ABUSE   | 79           | 129        | 208          | 37.98%        | 62.02%        |
| HABEAS/SC    | 4            | 5          | 9            | 44.44%        | 55.56%        |
| OTHER        | 87           | 6          | 93           | 93.55%        | 6.45%         |
| <b>TOTAL</b> | <b>3,430</b> | <b>414</b> | <b>3,844</b> | <b>89.23%</b> | <b>10.77%</b> |

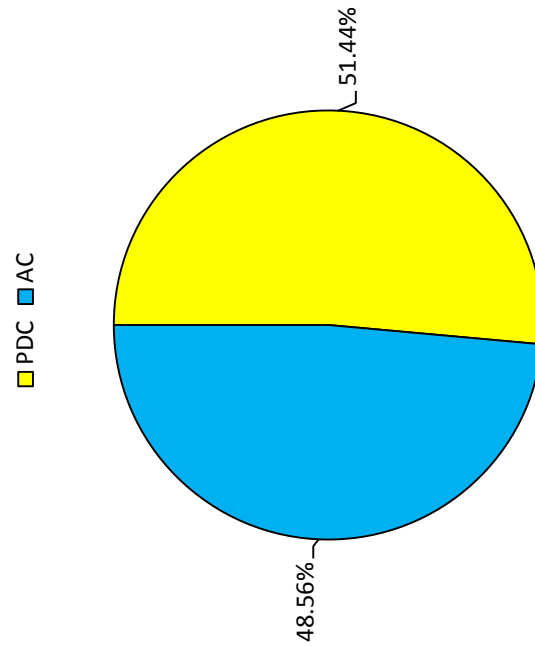
  

|                              | PDC             | AC                | TOTAL        | %PDC   | %AC    |
|------------------------------|-----------------|-------------------|--------------|--------|--------|
| DISBURSEMENTS                | \$467,782.30    | \$441,643.18      | \$909,425.48 | 51.44% | 48.56% |
| <b>AVG PDC COST PER CASE</b> | <b>\$136.38</b> | <b>\$1,066.77</b> |              |        |        |

**8TH CIRC CLOSED CASES/CLAIMS PAID**



**8TH CIRCUIT PDC/AC DISBURSEMENTS**



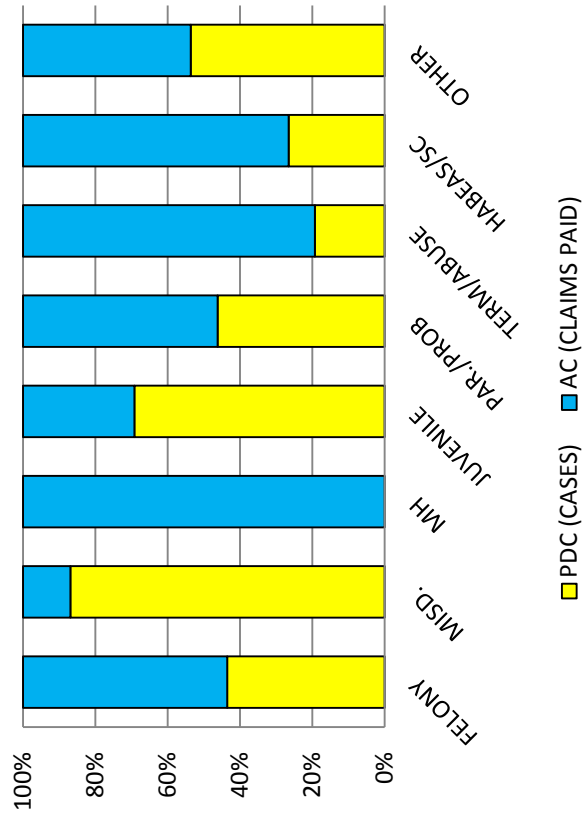
**9TH CIRCUIT (MERCER COUNTY)  
 PDC CASES CLOSED COMPARED TO AC CLAIMS PAID FY 2012**

| CASE TYPES   | PDC          | AC           | TOTAL        | %PDC          | %AC           |
|--------------|--------------|--------------|--------------|---------------|---------------|
| FELONY       | 293          | 380          | 673          | 43.54%        | 56.46%        |
| MISD.        | 1,471        | 222          | 1,693        | 86.89%        | 13.11%        |
| MH           | 0            | 168          | 168          | 0.00%         | 100.00%       |
| JUVENILE     | 171          | 76           | 247          | 69.23%        | 30.77%        |
| PAR./PROB    | 42           | 49           | 91           | 46.15%        | 53.85%        |
| TERM/ABUSE   | 125          | 523          | 648          | 19.29%        | 80.71%        |
| HABEAS/SC    | 13           | 36           | 49           | 26.53%        | 73.47%        |
| OTHER        | 125          | 108          | 233          | 53.65%        | 46.35%        |
| <b>TOTAL</b> | <b>2,240</b> | <b>1,562</b> | <b>3,802</b> | <b>58.92%</b> | <b>41.08%</b> |

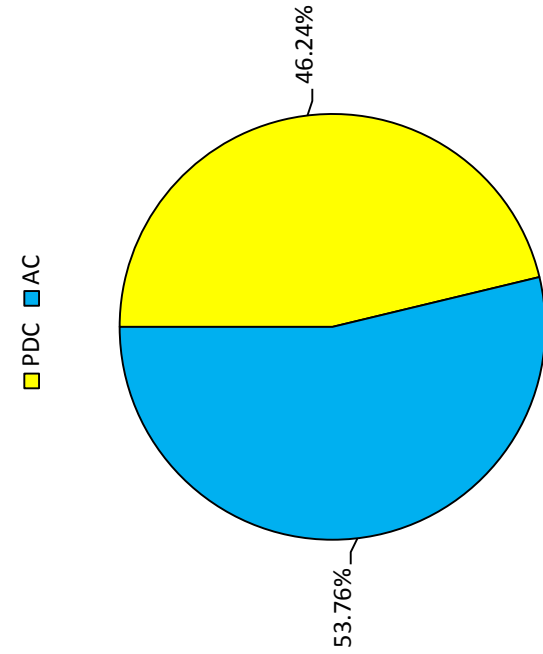
  

|                              | PDC DISBURSEMENTS | AC DISBURSEMENTS            | TOTAL           | %PDC   | %AC    |
|------------------------------|-------------------|-----------------------------|-----------------|--------|--------|
|                              | \$1,178,813.73    | \$1,370,592.01              | \$2,549,405.74  | 46.24% | 53.76% |
| <b>AVG PDC COST PER CASE</b> | <b>\$526.26</b>   | <b>AVG AC COST PER CASE</b> | <b>\$877.46</b> |        |        |

**9TH CIRC CLOSED CASES/CLAIMS PAID**

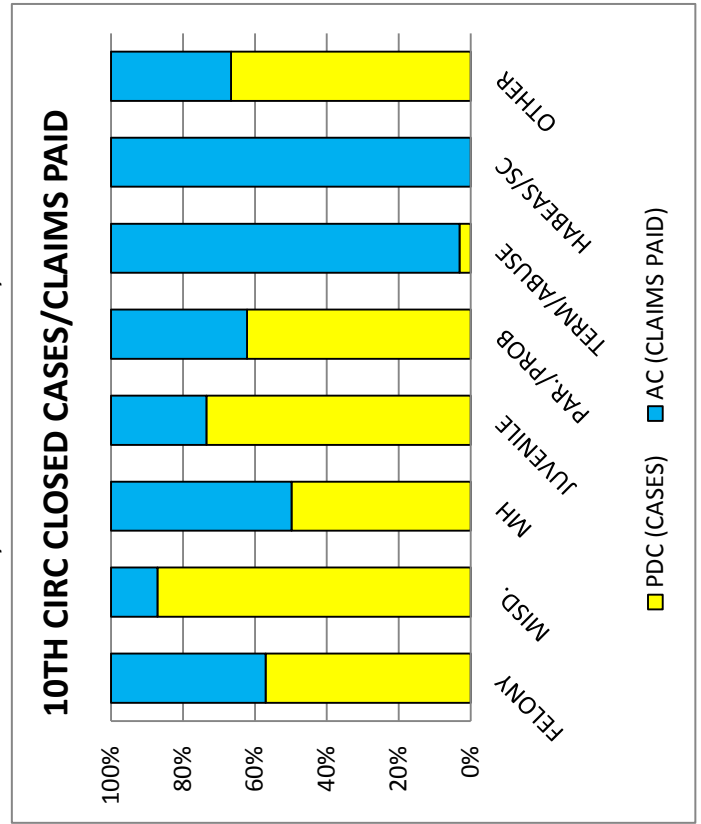
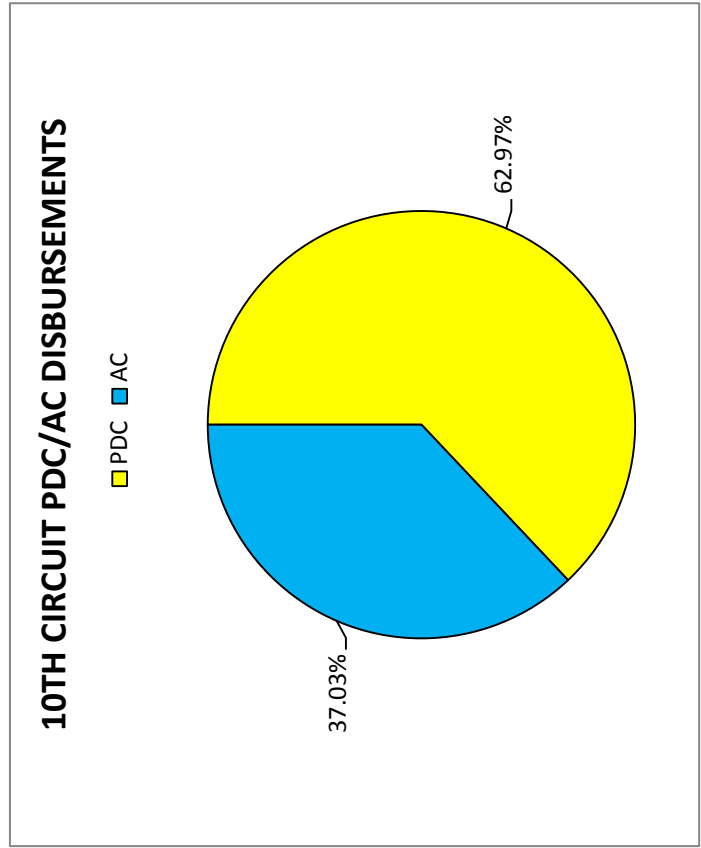


**9TH CIRCUIT PDC/AC DISBURSEMENTS**



**10TH CIRCUIT (RALEIGH COUNTY)  
 PDC CASES CLOSED COMPARED TO AC CLAIMS PAID FY 2012**

| CASE TYPES   | PDC                   |                 | AC                  |                 | TOTAL                 | %PDC          |               | %AC           |          |
|--------------|-----------------------|-----------------|---------------------|-----------------|-----------------------|---------------|---------------|---------------|----------|
|              | DISBURSEMENTS         | PER CASE        | DISBURSEMENTS       | PER CASE        |                       | DISBURSEMENTS | PER CASE      | DISBURSEMENTS | PER CASE |
| FELONY       | \$1,272,323.57        | \$469.49        | \$748,307.15        | \$764.36        | \$2,020,630.72        | 62.97%        | 37.03%        | 24.97%        | 75.03%   |
| MISD.        |                       |                 |                     |                 |                       | 88.32%        | 11.68%        | 11.43%        | 88.57%   |
| MH           |                       |                 |                     |                 |                       | 99.22%        | 0.78%         | 0.00%         | 100.00%  |
| JUVENILE     |                       |                 |                     |                 |                       | 85.28%        | 14.72%        | 7.34%         | 92.66%   |
| PAR./PROB    |                       |                 |                     |                 |                       | 92.66%        | 7.34%         | 73.46%        | 26.54%   |
| TERM/ABUSE   |                       |                 |                     |                 |                       | 2.60%         | 97.40%        |               |          |
| HABEAS/SC    |                       |                 |                     |                 |                       | 0.00%         | 100.00%       |               |          |
| OTHER        |                       |                 |                     |                 |                       | 92.66%        | 7.34%         |               |          |
| <b>TOTAL</b> | <b>\$1,272,323.57</b> | <b>\$469.49</b> | <b>\$748,307.15</b> | <b>\$764.36</b> | <b>\$2,020,630.72</b> | <b>62.97%</b> | <b>37.03%</b> |               |          |



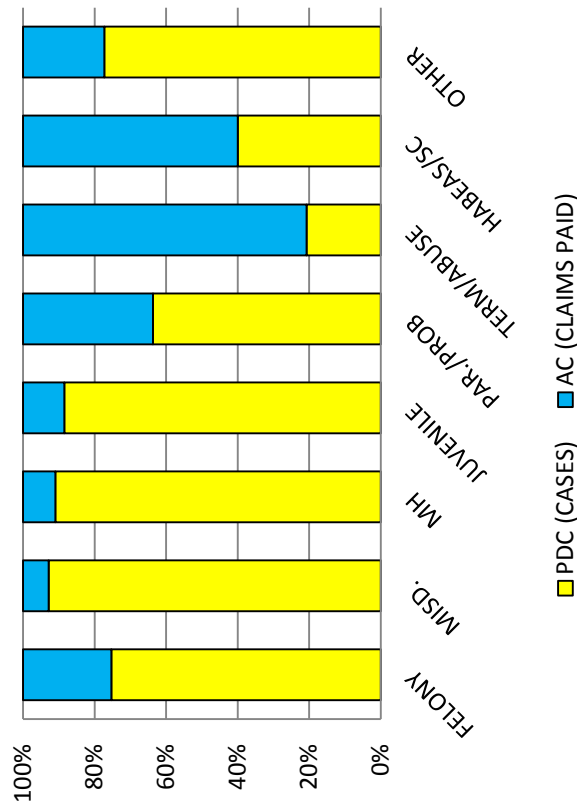
**11TH CIRCUIT (GREENBRIER & POCAHONTAS COUNTIES)  
 PDC CASES CLOSED COMPARED TO AC CLAIMS PAID FY 2012**

| CASE TYPES   | PDC         | AC         | TOTAL       | %PDC          | %AC           |
|--------------|-------------|------------|-------------|---------------|---------------|
| FELONY       | 244         | 80         | 324         | 75.31%        | 24.69%        |
| MISD.        | 509         | 39         | 548         | 92.88%        | 7.12%         |
| MH           | 111         | 11         | 122         | 90.98%        | 9.02%         |
| JUVENILE     | 115         | 15         | 130         | 88.46%        | 11.54%        |
| PAR./PROB    | 7           | 4          | 11          | 63.64%        | 36.36%        |
| TERM/ABUSE   | 35          | 134        | 169         | 20.71%        | 79.29%        |
| HABEAS/SC    | 4           | 6          | 10          | 40.00%        | 60.00%        |
| OTHER        | 34          | 10         | 44          | 77.27%        | 22.73%        |
| <b>TOTAL</b> | <b>1059</b> | <b>299</b> | <b>1358</b> | <b>77.98%</b> | <b>22.02%</b> |

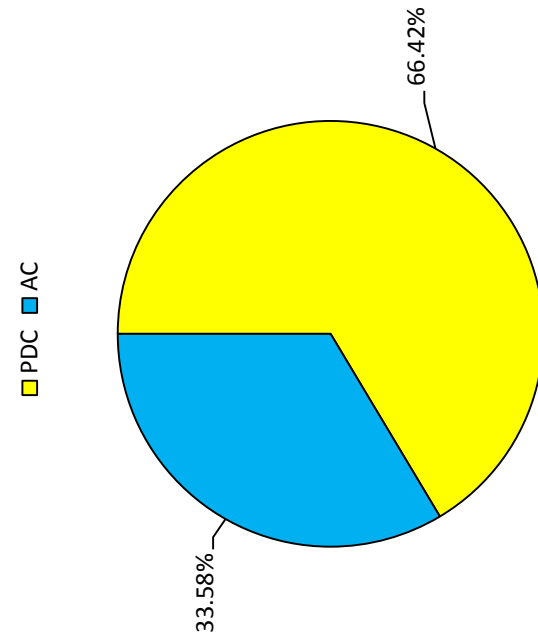
  

|                              | PDC DISBURSEMENTS | AC DISBURSEMENTS  | TOTAL          | %PDC   | %AC    |
|------------------------------|-------------------|-------------------|----------------|--------|--------|
|                              | \$768,136.48      | \$388,404.29      | \$1,156,540.77 | 66.42% | 33.58% |
| <b>AVG PDC COST PER CASE</b> | <b>\$725.34</b>   | <b>\$1,299.01</b> |                |        |        |

**11TH CIRC CLOSED CASES/CLAIMS PAID**



**11TH CIRCUIT PDC/AC DISBURSEMENTS**



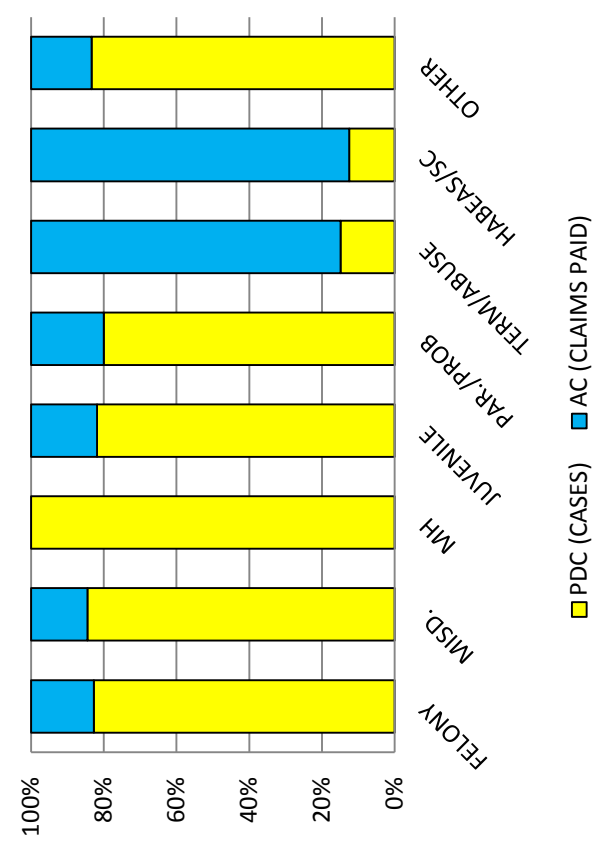
**12TH CIRCUIT (FAYETTE COUNTY)  
 PDC CASES CLOSED COMPARED TO AC CLAIMS PAID FY 2012**

| CASE TYPES   | PDC        | AC         | TOTAL        | %PDC          | %AC           |
|--------------|------------|------------|--------------|---------------|---------------|
| FELONY       | 263        | 55         | 318          | 82.70%        | 17.30%        |
| MISD.        | 432        | 79         | 511          | 84.54%        | 15.46%        |
| MH           | 38         | 0          | 38           | 100.00%       | 0.00%         |
| JUVENILE     | 45         | 10         | 55           | 81.82%        | 18.18%        |
| PAR./PROB    | 28         | 7          | 35           | 80.00%        | 20.00%        |
| TERM/ABUSE   | 19         | 109        | 128          | 14.84%        | 85.16%        |
| HABEAS/SC    | 1          | 7          | 8            | 12.50%        | 87.50%        |
| OTHER        | 20         | 4          | 24           | 83.33%        | 16.67%        |
| <b>TOTAL</b> | <b>846</b> | <b>271</b> | <b>1,117</b> | <b>75.74%</b> | <b>24.26%</b> |

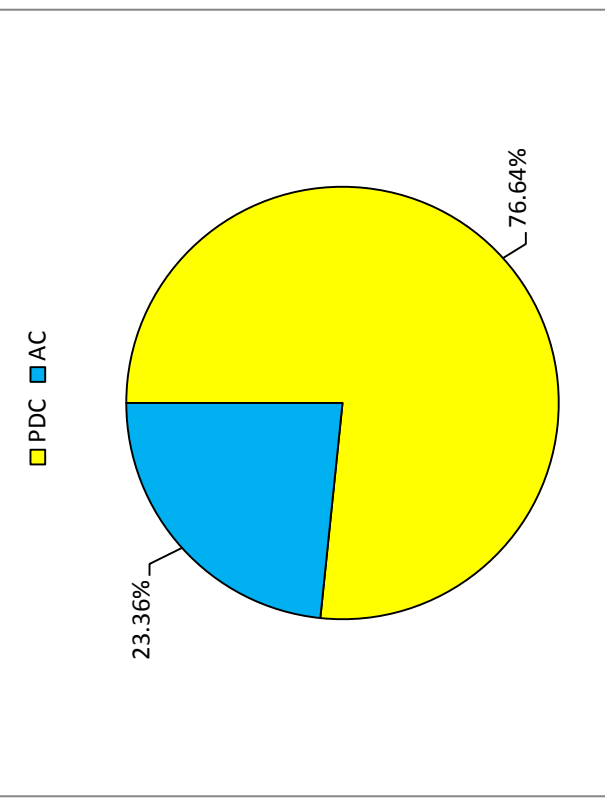
  

|                       | PDC             | AC              | TOTAL        | %PDC   | %AC    |
|-----------------------|-----------------|-----------------|--------------|--------|--------|
| DISBURSEMENTS         | \$573,910.36    | \$174,973.57    | \$748,883.93 | 76.64% | 23.36% |
| AVG PDC COST PER CASE | <b>\$678.38</b> |                 |              |        |        |
| AVG AC COST PER CASE  |                 | <b>\$645.66</b> |              |        |        |

**12TH CIRC CLOSED CASES/CLAIMS PAID**



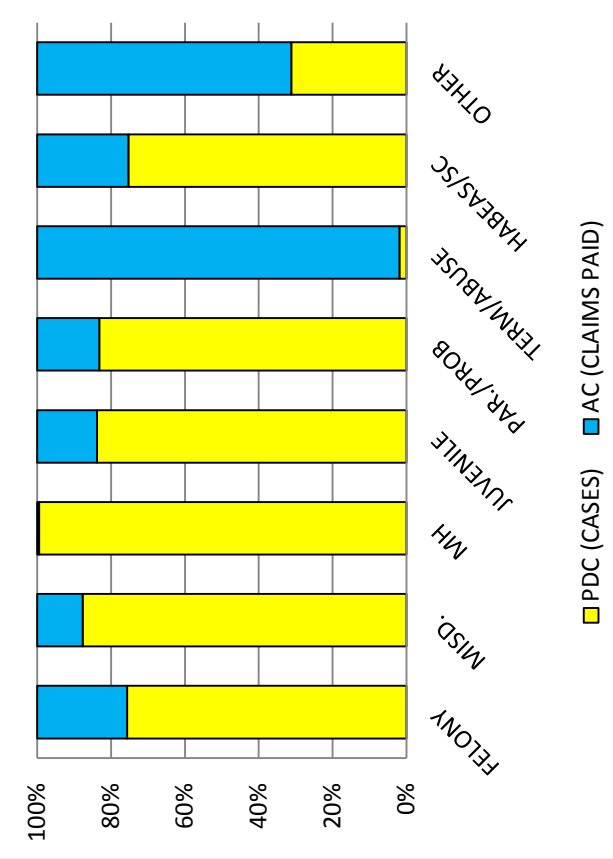
**12TH CIRCUIT PDC/AC DISBURSEMENTS**



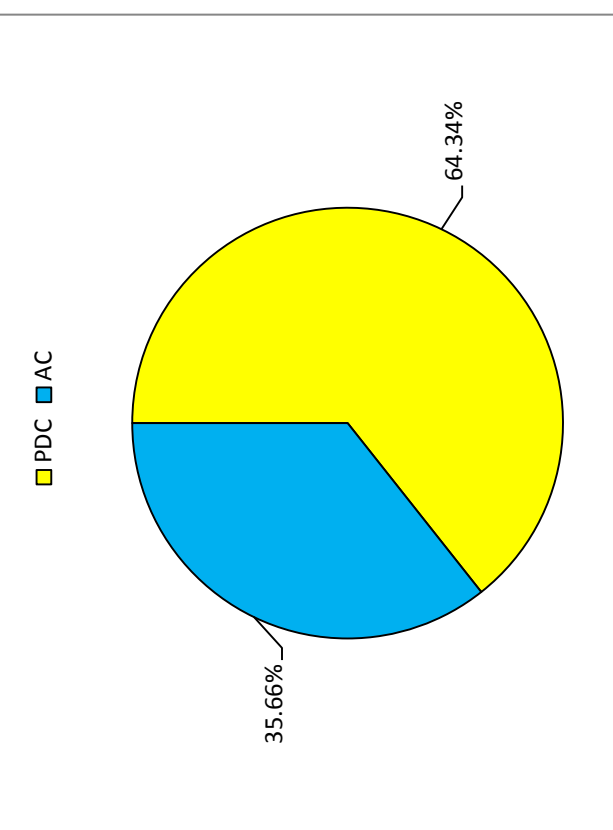
**13TH CIRCUIT (KANAWHA COUNTY)  
 PDC CASES CLOSED COMPARED TO AC CLAIMS PAID FY 2012**

| CASE TYPES   | PDC           |              | AC            |               | TOTAL         | %PDC          | %AC           | PDC                   |                       | AC                    |               |               |
|--------------|---------------|--------------|---------------|---------------|---------------|---------------|---------------|-----------------------|-----------------------|-----------------------|---------------|---------------|
|              | DISBURSEMENTS | PER CASE     | DISBURSEMENTS | PER CASE      |               |               |               | DISBURSEMENTS         | PER CASE              | DISBURSEMENTS         | PER CASE      |               |
| FELONY       | 1,957         | 630          | 2,587         | 75.65%        | 2,587         | 75.65%        | 24.35%        | \$3,161,213.78        | \$1,751,820.50        | \$4,913,034.28        | 64.34%        | 35.66%        |
| MISD.        | 4,268         | 597          | 4,865         | 87.73%        | 4,865         | 87.73%        | 12.27%        |                       |                       |                       |               |               |
| MH           | 1,190         | 6            | 1,196         | 99.50%        | 1,196         | 99.50%        | 0.50%         |                       |                       |                       |               |               |
| JUVENILE     | 893           | 173          | 1,066         | 83.77%        | 1,066         | 83.77%        | 16.23%        |                       |                       |                       |               |               |
| PAR./PROB    | 360           | 73           | 433           | 83.14%        | 433           | 83.14%        | 16.86%        |                       |                       |                       |               |               |
| TERM/ABUSE   | 11            | 580          | 591           | 1.86%         | 591           | 1.86%         | 98.14%        |                       |                       |                       |               |               |
| HABEAS/SC    | 61            | 20           | 81            | 75.31%        | 81            | 75.31%        | 24.69%        |                       |                       |                       |               |               |
| OTHER        | 112           | 247          | 359           | 31.20%        | 359           | 31.20%        | 68.80%        |                       |                       |                       |               |               |
| <b>TOTAL</b> | <b>8,852</b>  | <b>2,326</b> | <b>11,178</b> | <b>79.19%</b> | <b>11,178</b> | <b>79.19%</b> | <b>20.81%</b> | <b>\$3,161,213.78</b> | <b>\$1,751,820.50</b> | <b>\$4,913,034.28</b> | <b>64.34%</b> | <b>35.66%</b> |

**13TH CIRC CLOSED CASES/CLAIMS PAID**

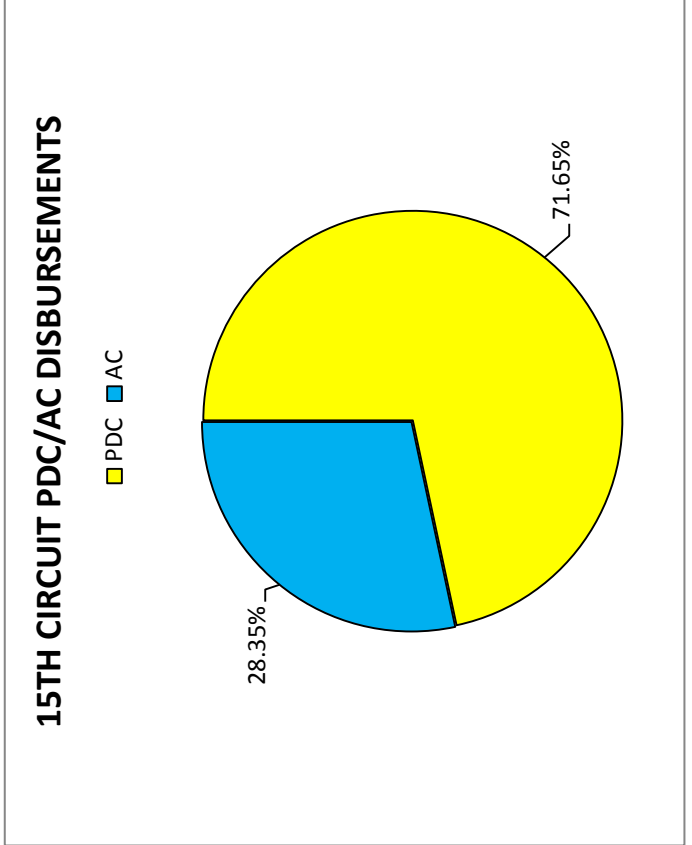
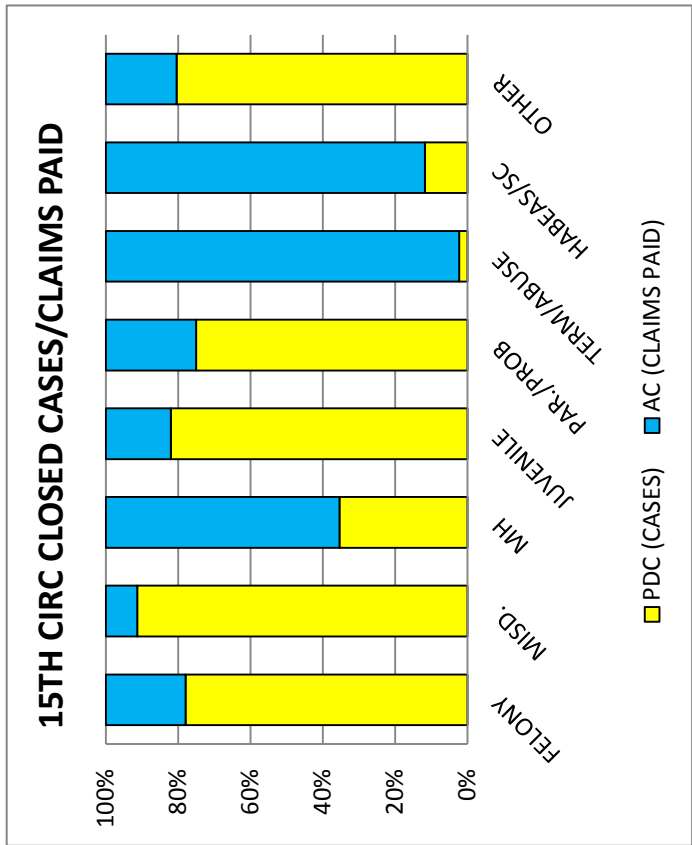


**13TH CIRCUIT PDC/AC DISBURSEMENTS**



**15TH CIRCUIT (HARRISON COUNTY)  
 PDC CASES CLOSED COMPARED TO AC CLAIMS PAID FY 2012**

| CASE TYPES   | PDC           |            | AC            |               | TOTAL        | %PDC          | %AC           | PDC            |          | AC            |            | TOTAL          | %PDC   | %AC    |
|--------------|---------------|------------|---------------|---------------|--------------|---------------|---------------|----------------|----------|---------------|------------|----------------|--------|--------|
|              | DISBURSEMENTS | PER CASE   | DISBURSEMENTS | PER CASE      |              |               |               | DISBURSEMENTS  | PER CASE | DISBURSEMENTS | PER CASE   |                |        |        |
| FELONY       | 333           | 94         | 427           | 77.99%        | 427          | 77.99%        | 22.01%        | \$1,290,317.85 | \$791.61 | \$510,515.11  | \$1,041.87 | \$1,800,832.96 | 71.65% | 28.35% |
| MISD.        | 963           | 92         | 1,055         | 91.28%        | 1,055        | 91.28%        | 8.72%         |                |          |               |            |                |        |        |
| MH           | 23            | 42         | 65            | 35.38%        | 65           | 35.38%        | 64.62%        |                |          |               |            |                |        |        |
| JUVENILE     | 187           | 41         | 228           | 82.02%        | 228          | 82.02%        | 17.98%        |                |          |               |            |                |        |        |
| PAR./PROB    | 81            | 27         | 108           | 75.00%        | 108          | 75.00%        | 25.00%        |                |          |               |            |                |        |        |
| TERM/ABUSE   | 4             | 170        | 174           | 2.30%         | 174          | 2.30%         | 97.70%        |                |          |               |            |                |        |        |
| HABEAS/SC    | 2             | 15         | 17            | 11.76%        | 17           | 11.76%        | 88.24%        |                |          |               |            |                |        |        |
| OTHER        | 37            | 9          | 46            | 80.43%        | 46           | 80.43%        | 19.57%        |                |          |               |            |                |        |        |
| <b>TOTAL</b> | <b>1,630</b>  | <b>490</b> | <b>2,120</b>  | <b>76.89%</b> | <b>2,120</b> | <b>76.89%</b> | <b>23.11%</b> |                |          |               |            |                |        |        |



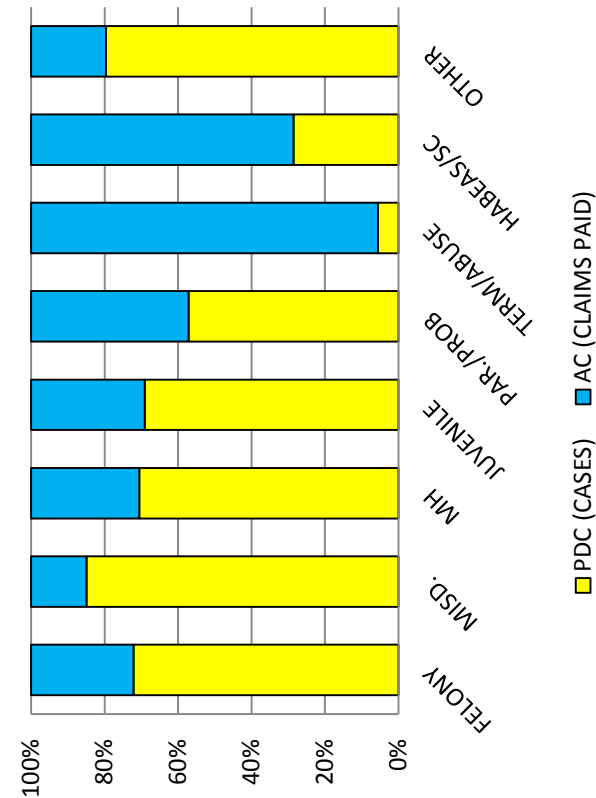
**18TH CIRCUIT (PRESTON COUNTY)  
 PDC CASES CLOSED COMPARED TO AC CLAIMS PAID FY 2012**

| CASE TYPES   | PDC           |            | AC            |               | TOTAL      | %PDC          |            | %AC           |          |
|--------------|---------------|------------|---------------|---------------|------------|---------------|------------|---------------|----------|
|              | DISBURSEMENTS | PER CASE   | DISBURSEMENTS | PER CASE      |            | DISBURSEMENTS | PER CASE   | DISBURSEMENTS | PER CASE |
| FELONY       | 119           | 46         | 165           | 72.12%        | 165        | 27.88%        | 165        | 27.88%        |          |
| MISD.        | 175           | 31         | 206           | 84.95%        | 206        | 15.05%        | 206        | 15.05%        |          |
| MH           | 12            | 5          | 17            | 70.59%        | 17         | 29.41%        | 17         | 29.41%        |          |
| JUVENILE     | 38            | 17         | 55            | 69.09%        | 55         | 30.91%        | 55         | 30.91%        |          |
| PAR./PROB    | 8             | 6          | 14            | 57.14%        | 14         | 42.86%        | 14         | 42.86%        |          |
| TERM/ABUSE   | 4             | 68         | 72            | 5.56%         | 72         | 94.44%        | 72         | 94.44%        |          |
| HABEAS/SC    | 2             | 5          | 7             | 28.57%        | 7          | 71.43%        | 7          | 71.43%        |          |
| OTHER        | 43            | 11         | 54            | 79.63%        | 54         | 20.37%        | 54         | 20.37%        |          |
| <b>TOTAL</b> | <b>401</b>    | <b>189</b> | <b>590</b>    | <b>67.97%</b> | <b>590</b> | <b>32.03%</b> | <b>590</b> | <b>32.03%</b> |          |

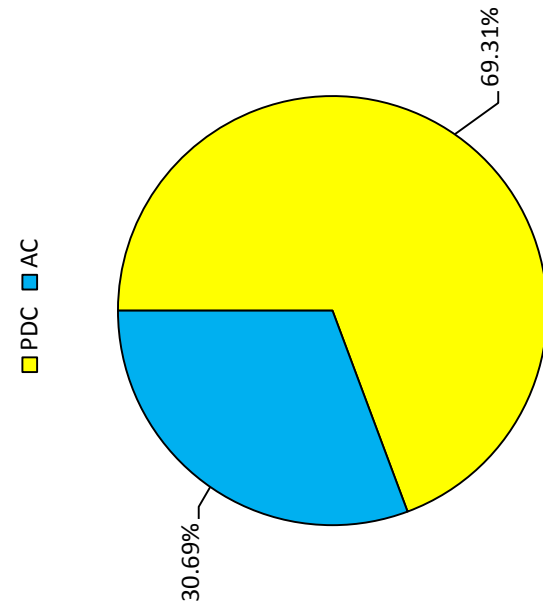
  

| PDC           |            | AC            |            | TOTAL        | %PDC   | %AC    |
|---------------|------------|---------------|------------|--------------|--------|--------|
| DISBURSEMENTS | PER CASE   | DISBURSEMENTS | PER CASE   |              |        |        |
| \$508,462.30  | \$1,267.99 | \$225,140.23  | \$1,191.22 | \$733,602.53 | 69.31% | 30.69% |

**18TH CIRC CLOSED CASES/CLAIMS PAID**



**18TH CIRCUIT PDC/AC DISBURSEMENTS**



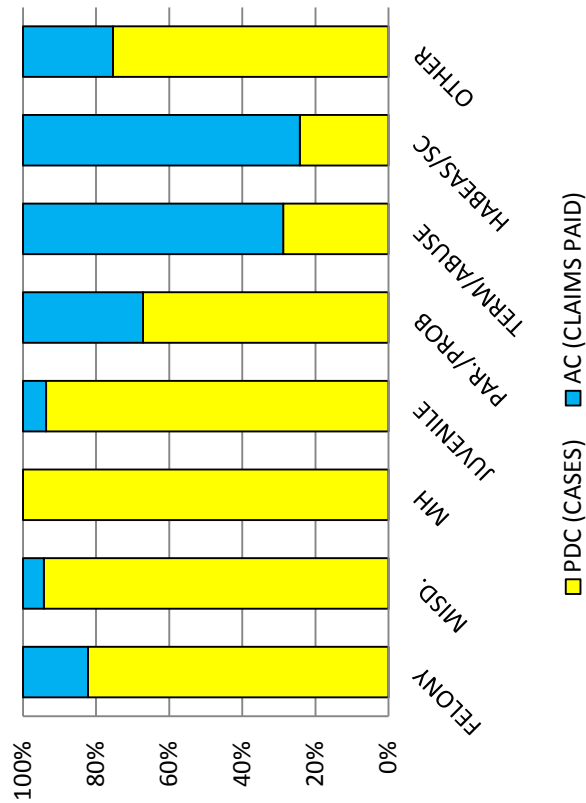
**23RD CIRCUIT (BERKELEY, JEFFERSON & MORGAN COUNTIES)  
 PDC CASES CLOSED COMPARED TO AC CLAIMS PAID FY 2012**

| CASE TYPES   | PDC          |            | AC           |              | TOTAL         |               | %PDC |    | %AC |    |
|--------------|--------------|------------|--------------|--------------|---------------|---------------|------|----|-----|----|
|              | PDC          | AC         | PDC          | AC           | PDC           | AC            | PDC  | AC | PDC | AC |
| FELONY       | 1,383        | 300        | 1,683        | 1,683        | 82.17%        | 17.83%        |      |    |     |    |
| MISD.        | 2,524        | 152        | 2,676        | 2,676        | 94.32%        | 5.68%         |      |    |     |    |
| MH           | 172          | 0          | 172          | 172          | 100.00%       | 0.00%         |      |    |     |    |
| JUVENILE     | 672          | 45         | 717          | 717          | 93.72%        | 6.28%         |      |    |     |    |
| PAR./PROB    | 49           | 24         | 73           | 73           | 67.12%        | 32.88%        |      |    |     |    |
| TERM/ABUSE   | 154          | 380        | 534          | 534          | 28.84%        | 71.16%        |      |    |     |    |
| HABEAS/SC    | 8            | 25         | 33           | 33           | 24.24%        | 75.76%        |      |    |     |    |
| OTHER        | 46           | 15         | 61           | 61           | 75.41%        | 24.59%        |      |    |     |    |
| <b>TOTAL</b> | <b>5,008</b> | <b>941</b> | <b>5,949</b> | <b>5,949</b> | <b>84.18%</b> | <b>15.82%</b> |      |    |     |    |

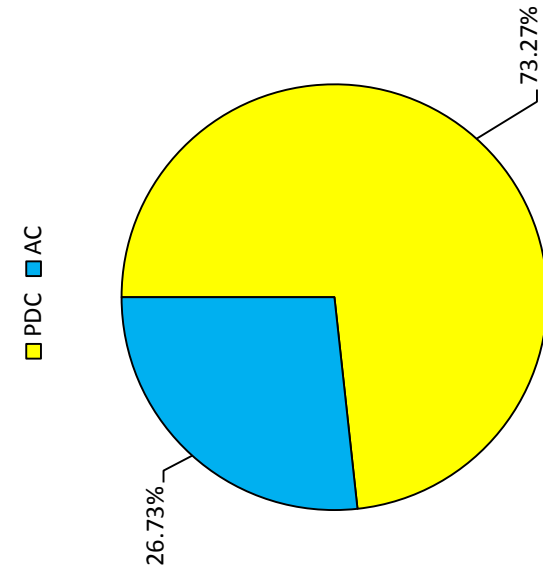
  

| PDC            |          | AC             |            | TOTAL                 | %PDC          | %AC           |
|----------------|----------|----------------|------------|-----------------------|---------------|---------------|
| DISBURSEMENTS  | PER CASE | DISBURSEMENTS  | PER CASE   |                       |               |               |
| \$3,294,325.87 | \$657.81 | \$1,201,723.56 | \$1,277.07 | <b>\$4,496,049.43</b> | <b>73.27%</b> | <b>26.73%</b> |

**23RD CIRC CLOSED CASES/CLAIMS PAID**



**23RD CIRCUIT PDC/AC DISBURSEMENTS**

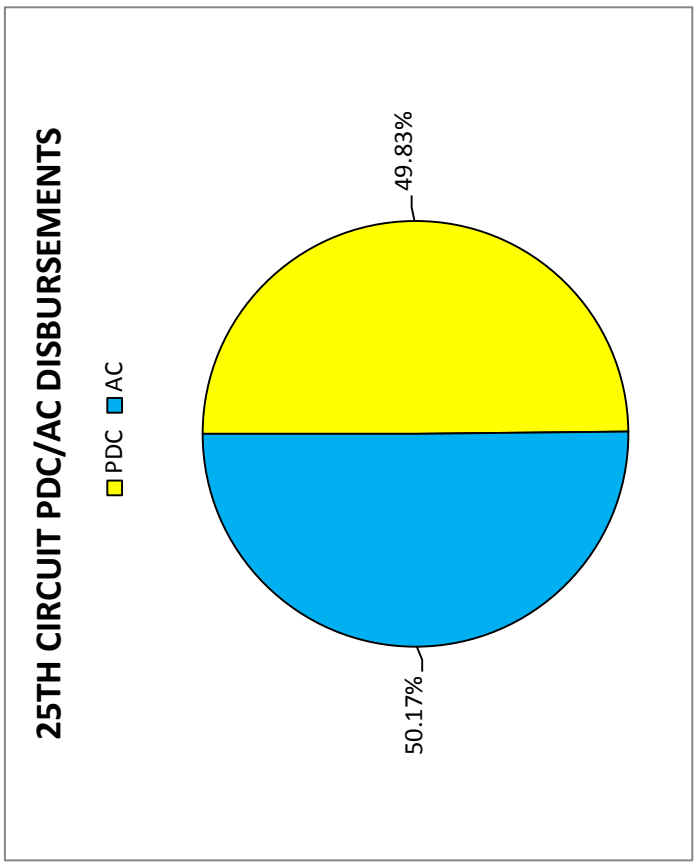
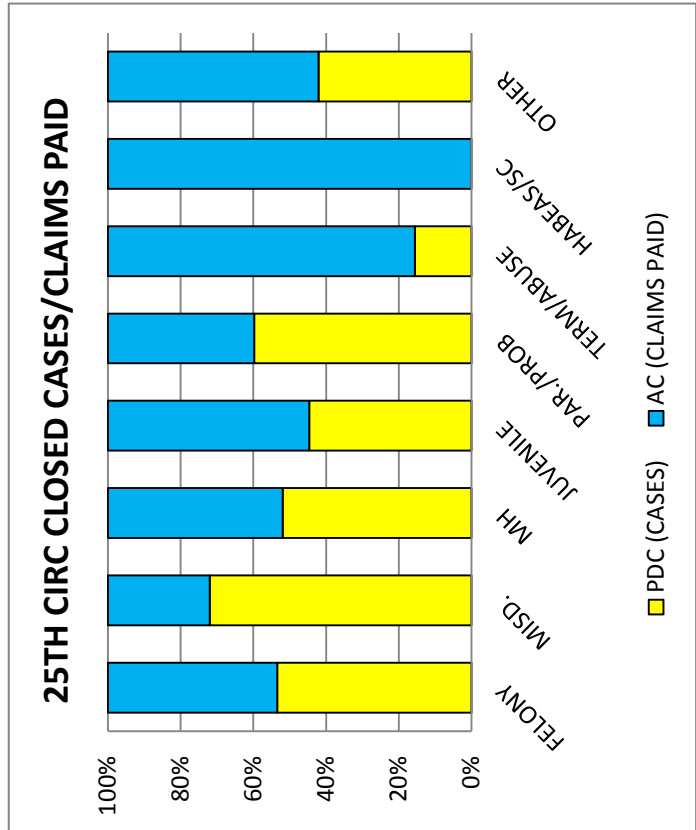


**25TH CIRCUIT (BOONE & LINCOLN COUNTIES)  
 PDC CASES CLOSED COMPARED TO AC CLAIMS PAID FY 2012**

| CASE TYPES   | PDC          | AC         | TOTAL        | %PDC          | %AC           |
|--------------|--------------|------------|--------------|---------------|---------------|
| FELONY       | 263          | 229        | 492          | 53.46%        | 46.54%        |
| MISD.        | 563          | 219        | 782          | 71.99%        | 28.01%        |
| MH           | 53           | 49         | 102          | 51.96%        | 48.04%        |
| JUVENILE     | 145          | 180        | 325          | 44.62%        | 55.38%        |
| PAR./PROB    | 58           | 39         | 97           | 59.79%        | 40.21%        |
| TERM/ABUSE   | 35           | 190        | 225          | 15.56%        | 84.44%        |
| HABEAS/SC    | 0            | 6          | 6            | 0.00%         | 100.00%       |
| OTHER        | 8            | 11         | 19           | 42.11%        | 57.89%        |
| <b>TOTAL</b> | <b>1,125</b> | <b>923</b> | <b>2,048</b> | <b>54.93%</b> | <b>45.07%</b> |

|                       | PDC          | AC           | TOTAL          | %PDC   | %AC    |
|-----------------------|--------------|--------------|----------------|--------|--------|
| DISBURSEMENTS         | \$774,777.60 | \$780,019.84 | \$1,554,797.44 | 49.83% | 50.17% |
| AVG PDC COST PER CASE | \$688.69     | \$845.09     |                |        |        |



**28TH CIRCUIT (NICHOLAS COUNTY)  
 PDC CASES CLOSED COMPARED TO AC CLAIMS PAID FY 2012**

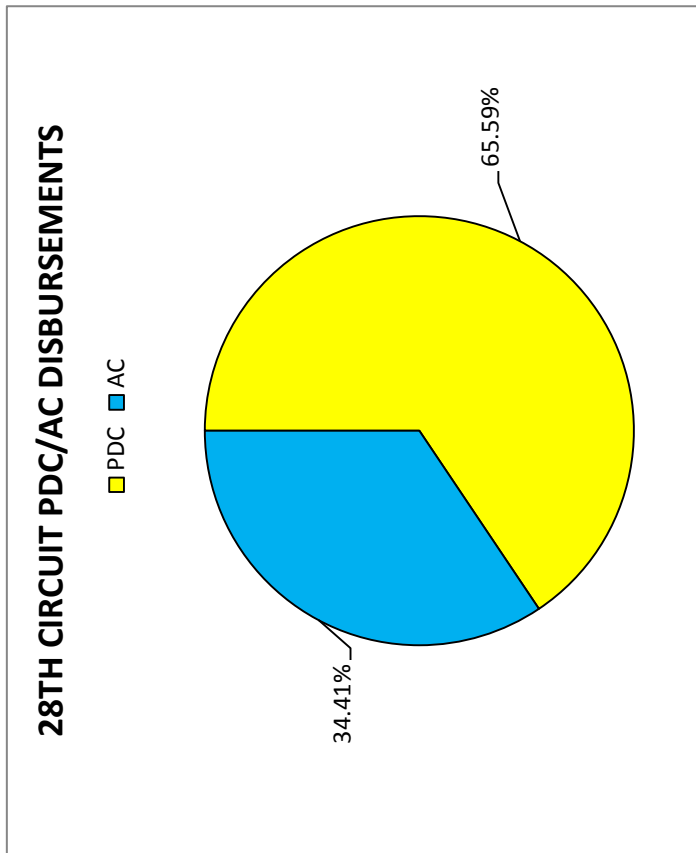
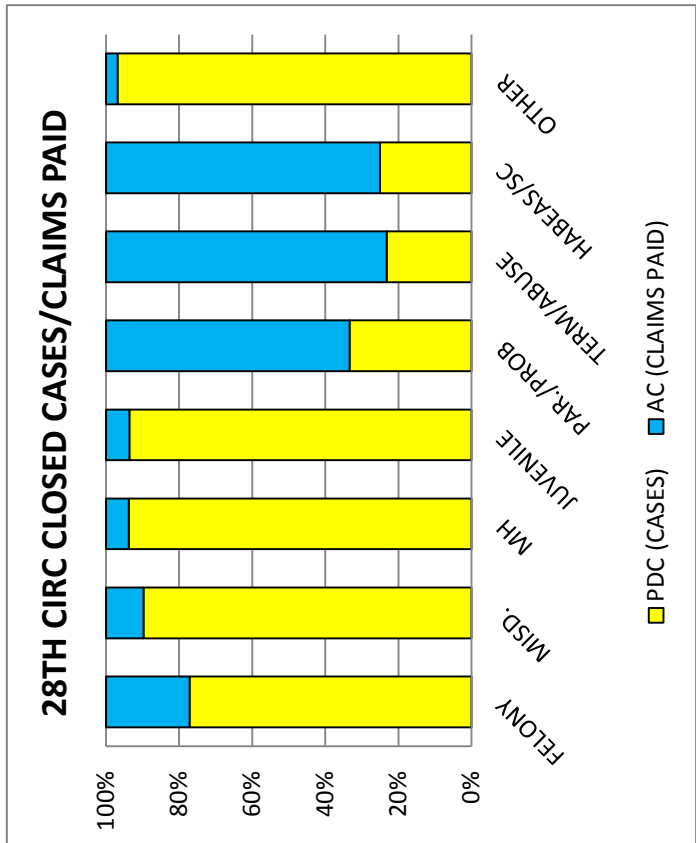
| CASE TYPES   | PDC        | AC         | TOTAL      | %PDC          | %AC           |
|--------------|------------|------------|------------|---------------|---------------|
| FELONY       | 206        | 61         | 267        | 77.15%        | 22.85%        |
| MISD.        | 343        | 39         | 382        | 89.79%        | 10.21%        |
| MH           | 15         | 1          | 16         | 93.75%        | 6.25%         |
| JUVENILE     | 73         | 5          | 78         | 93.59%        | 6.41%         |
| PAR./PROB    | 2          | 4          | 6          | 33.33%        | 66.67%        |
| TERM/ABUSE   | 29         | 96         | 125        | 23.20%        | 76.80%        |
| HABEAS/SC    | 1          | 3          | 4          | 25.00%        | 75.00%        |
| OTHER        | 31         | 1          | 32         | 96.88%        | 3.13%         |
| <b>TOTAL</b> | <b>700</b> | <b>210</b> | <b>910</b> | <b>76.92%</b> | <b>23.08%</b> |

|  | PDC DISBURSEMENTS | AC DISBURSEMENTS | TOTAL        | %PDC   | %AC    |
|--|-------------------|------------------|--------------|--------|--------|
|  | \$368,574.24      | \$193,380.92     | \$561,955.16 | 65.59% | 34.41% |

|  | AVG PDC COST PER CASE | AVG AC COST PER CASE |
|--|-----------------------|----------------------|
|  | \$526.53              | \$920.86             |

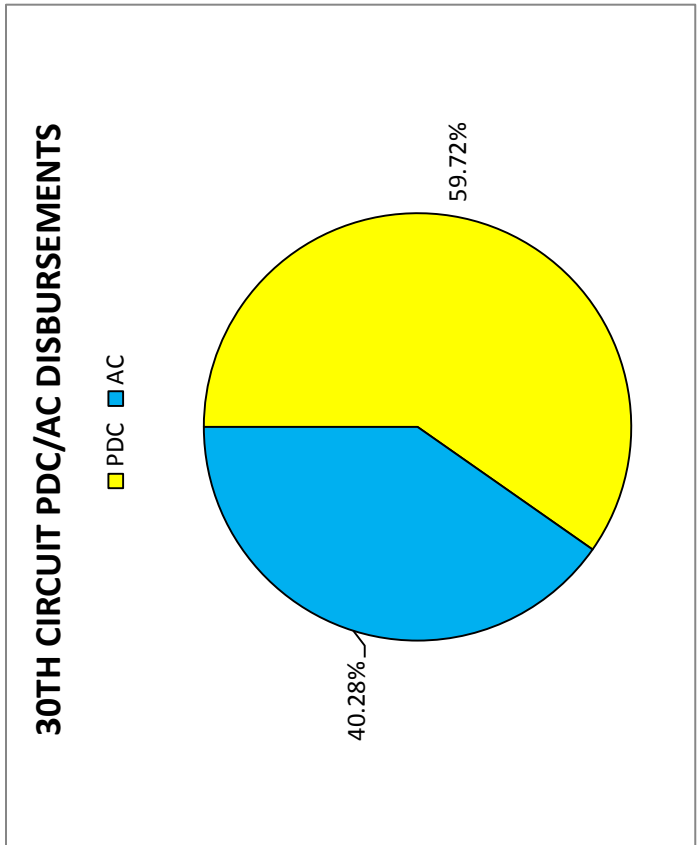
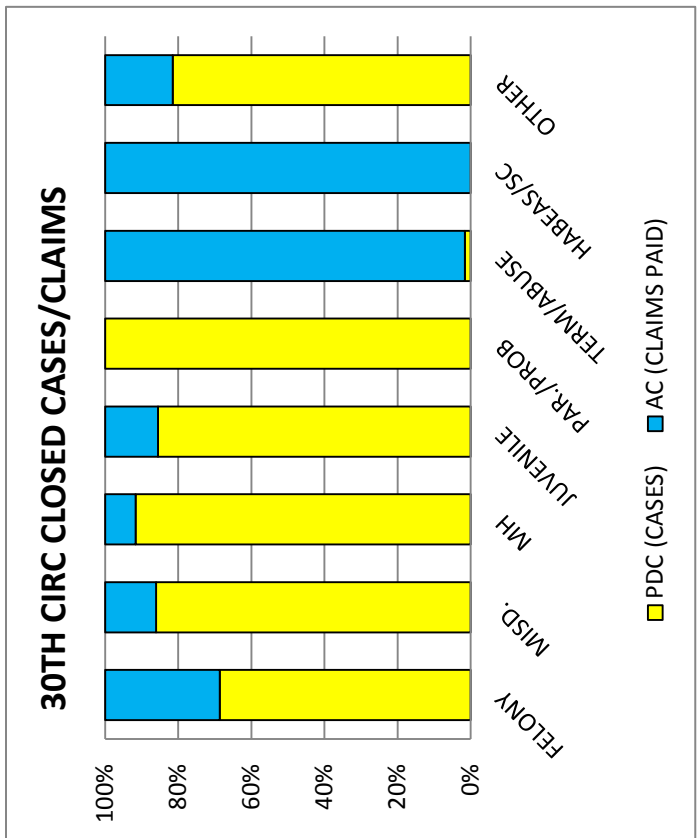


**30TH CIRCUIT (MINGO COUNTY)  
 PDC CASES CLOSED COMPARED TO AC CLAIMS PAID FY 2012**

| CASE TYPES   | PDC           |              | AC            |               | TOTAL        | %PDC          | %AC           |
|--------------|---------------|--------------|---------------|---------------|--------------|---------------|---------------|
|              | DISBURSEMENTS | PER CASE     | DISBURSEMENTS | PER CASE      |              |               |               |
| FELONY       | 204           | 297          | 93            | 31.31%        | 297          | 68.69%        | 31.31%        |
| MISD.        | 309           | 359          | 50            | 13.93%        | 359          | 86.07%        | 13.93%        |
| MH           | 55            | 60           | 5             | 8.33%         | 60           | 91.67%        | 8.33%         |
| JUVENILE     | 95            | 111          | 16            | 14.41%        | 111          | 85.59%        | 14.41%        |
| PAR./PROB    | 7             | 7            | 0             | 0.00%         | 7            | 100.00%       | 0.00%         |
| TERM/ABUSE   | 2             | 125          | 123           | 98.40%        | 125          | 1.60%         | 98.40%        |
| HABEAS/SC    | 0             | 7            | 7             | 100.00%       | 7            | 0.00%         | 100.00%       |
| OTHER        | 44            | 54           | 10            | 18.52%        | 54           | 81.48%        | 18.52%        |
| <b>TOTAL</b> | <b>716</b>    | <b>1,020</b> | <b>304</b>    | <b>29.80%</b> | <b>1,020</b> | <b>70.20%</b> | <b>29.80%</b> |

| PDC                 |          | AC            |                 |
|---------------------|----------|---------------|-----------------|
| DISBURSEMENTS       | PER CASE | DISBURSEMENTS | PER CASE        |
| \$438,137.30        | \$611.92 | \$295,486.60  | \$972.00        |
| <b>\$733,623.90</b> |          |               | <b>\$972.00</b> |

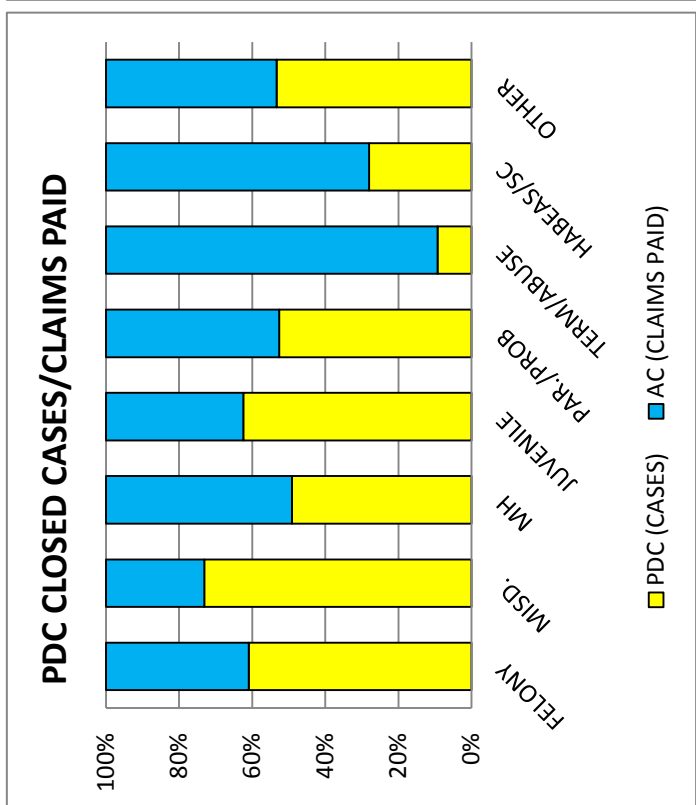
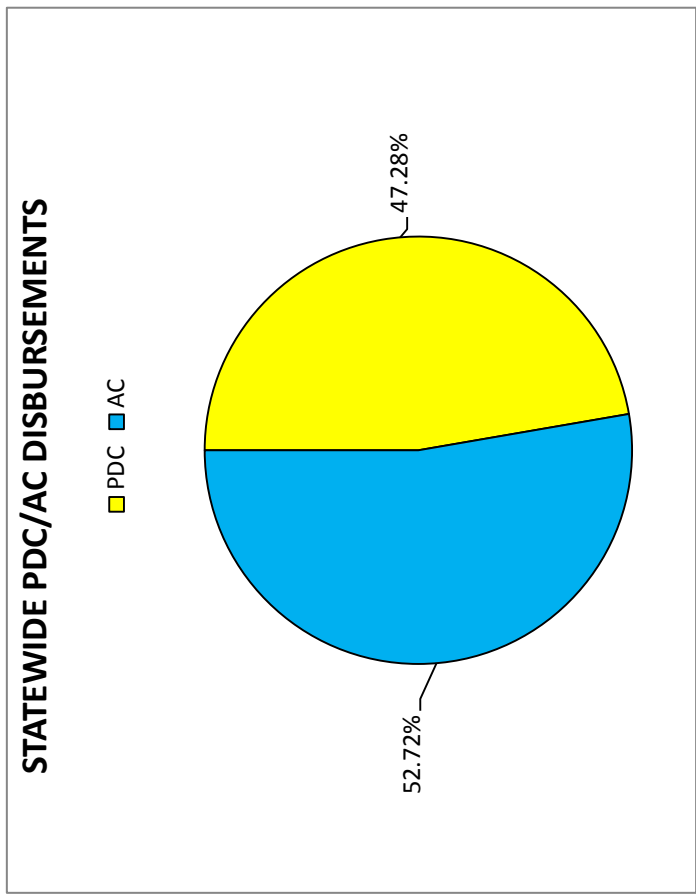


**STATISTICS FOR BOTH PDC AND APPOINTED COUNSEL STATEWIDE  
 PDC CASES CLOSED COMPARED TO AC CLAIMS PAID FY 2012**

| CASE TYPES   | PDC           |               |               |               | AC            |                 |                 |                 |        |
|--------------|---------------|---------------|---------------|---------------|---------------|-----------------|-----------------|-----------------|--------|
|              | PDC           | AC            | TOTAL         | %PDC          | %AC           | DISBURSEMENTS   | DISBURSEMENTS   | TOTAL           | %AC    |
| FELONY       | 10,248        | 6,560         | 16,808        | 60.97%        | 39.03%        | \$19,695,724.82 | \$21,960,493.86 | \$41,656,218.68 | 47.28% |
| MISD.        | 21,591        | 7,954         | 29,545        | 73.08%        | 26.92%        |                 |                 |                 |        |
| MH           | 2,523         | 2,610         | 5,133         | 49.15%        | 50.85%        |                 |                 |                 |        |
| JUVENILE     | 4,128         | 2,489         | 6,617         | 62.38%        | 37.62%        |                 |                 |                 |        |
| PAR./PROB    | 1,181         | 1,062         | 2,243         | 52.65%        | 47.35%        |                 |                 |                 |        |
| TERM/ABUSE   | 705           | 6,882         | 7,587         | 9.29%         | 90.71%        |                 |                 |                 |        |
| HABEAS/SC    | 127           | 326           | 453           | 28.04%        | 71.96%        |                 |                 |                 |        |
| OTHER        | 1,394         | 1,222         | 2,616         | 53.29%        | 46.71%        |                 |                 |                 |        |
| <b>TOTAL</b> | <b>41,897</b> | <b>29,105</b> | <b>71,002</b> | <b>59.01%</b> | <b>40.99%</b> | <b>\$470.10</b> | <b>\$754.53</b> |                 |        |

**AVG PDC COST PER CASE**  
**\$470.10**

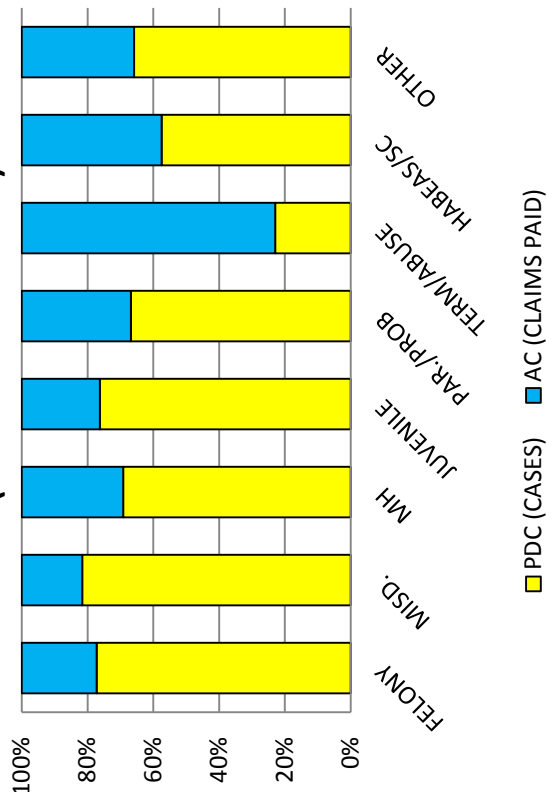
**AVG AC COST PER CASE**  
**\$754.53**



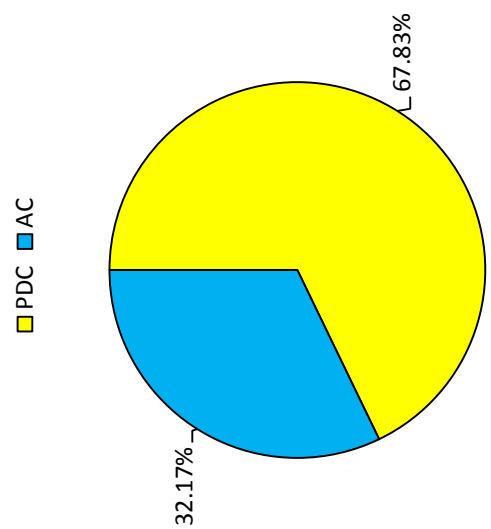
**STATISTICS FOR BOTH PDC AND APPOINTED COUNSEL STATEWIDE (LESS AC CLAIMS IN PDC CIRCUITS)  
 PDC CASES CLOSED COMPARED TO AC CLAIMS PAID FY 2012**

| CASE TYPES   | PDC           | AC            | TOTAL         | %PDC          | %AC           | PDC DISBURSEMENTS | AC DISBURSEMENTS | TOTAL           | %PDC   | %AC    |
|--------------|---------------|---------------|---------------|---------------|---------------|-------------------|------------------|-----------------|--------|--------|
| FELONY       | 10,248        | 3,016         | 13,264        | 77.26%        | 22.74%        | \$19,695,724.82   | \$9,339,092.94   | \$29,034,817.76 | 67.83% | 32.17% |
| MISD.        | 21,591        | 4,858         | 26,449        | 81.63%        | 18.37%        |                   |                  |                 |        |        |
| MH           | 2,523         | 1,125         | 3,648         | 69.16%        | 30.84%        |                   |                  |                 |        |        |
| JUVENILE     | 4,128         | 1,281         | 5,409         | 76.32%        | 23.68%        |                   |                  |                 |        |        |
| PAR./PROB    | 1,181         | 587           | 1,768         | 66.80%        | 33.20%        |                   |                  |                 |        |        |
| TERM/ABUSE   | 705           | 2,370         | 3,075         | 22.93%        | 77.07%        |                   |                  |                 |        |        |
| HABEAS/SC    | 127           | 94            | 221           | 57.47%        | 42.53%        |                   |                  |                 |        |        |
| OTHER        | 1,394         | 722           | 2,116         | 65.88%        | 34.12%        |                   |                  |                 |        |        |
| <b>TOTAL</b> | <b>41,897</b> | <b>14,053</b> | <b>55,950</b> | <b>74.88%</b> | <b>25.12%</b> | <b>\$470.10</b>   | <b>\$664.56</b>  |                 |        |        |

**PDC CASES/CLAIMS PAID STATEWIDE (LESS AC IN PDC CIRC)**



**STATEWIDE PDC/AC DISBURSEMENTS (LESS AC IN PDC CIRCUITS)**

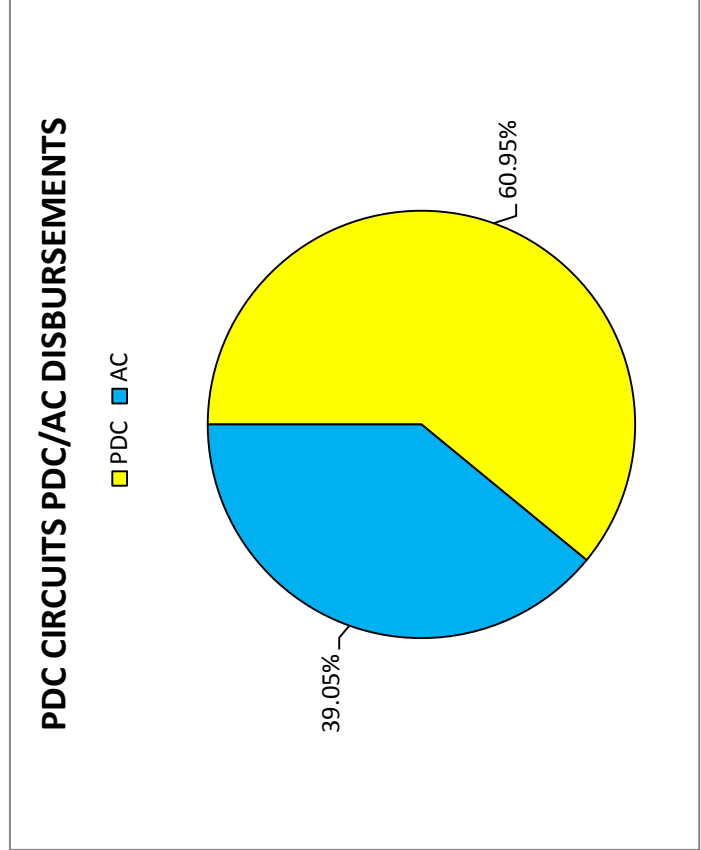
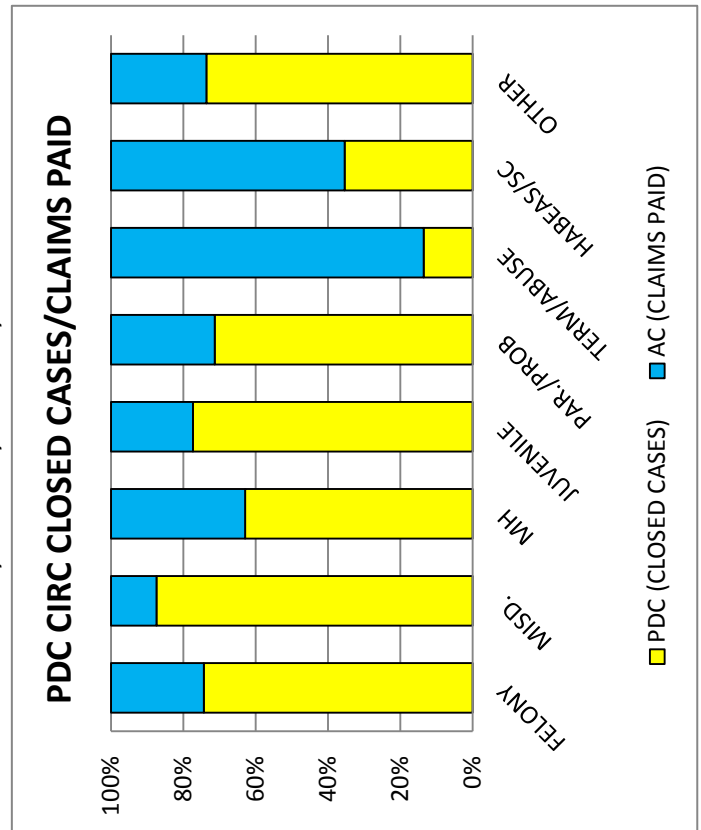


**ALL PUBLIC DEFENDER CORPORATION CIRCUITS (18 CIRCUITS 29 COUNTIES)  
 PDC CASES CLOSED COMPARED TO AC CLAIMS PAID FY 2012**

| CASE TYPES   | PDC           | AC            | TOTAL         | %PDC          | %AC           | PDC DISBURSEMENTS | AC DISBURSEMENTS | TOTAL           | %PDC   | %AC    |
|--------------|---------------|---------------|---------------|---------------|---------------|-------------------|------------------|-----------------|--------|--------|
| FELONY       | 10,248        | 3,544         | 13,792        | 74.30%        | 25.70%        | \$19,695,724.82   | \$12,621,400.92  | \$32,317,125.74 | 60.95% | 39.05% |
| MISD.        | 21,591        | 3,096         | 24,687        | 87.46%        | 12.54%        |                   |                  |                 |        |        |
| MH           | 2,523         | 1,485         | 4,008         | 62.95%        | 37.05%        |                   |                  |                 |        |        |
| JUVENILE     | 4,128         | 1,208         | 5,336         | 77.36%        | 22.64%        |                   |                  |                 |        |        |
| PAR./PROB    | 1,181         | 475           | 1,656         | 71.32%        | 28.68%        |                   |                  |                 |        |        |
| TERM/ABUSE   | 705           | 4,512         | 5,217         | 13.51%        | 86.49%        |                   |                  |                 |        |        |
| HABEAS/SC    | 127           | 232           | 359           | 35.38%        | 64.62%        |                   |                  |                 |        |        |
| OTHER        | 1,394         | 500           | 1,894         | 73.60%        | 26.40%        |                   |                  |                 |        |        |
| <b>TOTAL</b> | <b>41,897</b> | <b>15,052</b> | <b>56,949</b> | <b>73.57%</b> | <b>26.43%</b> |                   |                  |                 |        |        |

|  | Avg PDC Cost Per Case | Avg AC Cost Per Case |
|--|-----------------------|----------------------|
|  | \$470.10              | \$838.52             |



# **APPENDIX D: APPOINTED COUNSEL INDEX PAYEE TOTAL FOR FISCAL YEAR 2012**

# **APPOINTED COUNSEL FEES & EXPENSES PAID BY PAYEE TOTAL CLAIMS IN DESCENDING ORDER**

**WEST VIRGINIA PUBLIC DEFENDER SERVICES  
 FY2012 APPOINTED COUNSEL FEES AND EXPENSES PAID  
 IN DESCENDING ORDER BY TOTAL \$  
 Appointed Counsel then Service Providers**

| PAYEE                               | TOTAL \$   | # OF CLAIMS |
|-------------------------------------|------------|-------------|
| <b>APPOINTED COUNSEL</b>            |            |             |
| SUMMERS WILLIAM B                   | 336,613.68 | 678         |
| NANNERS & WILLETT LC LAW OFFICES OF | 238,090.20 | 275         |
| FLINCHUM R KEITH                    | 223,637.15 | 181         |
| RYAN KOURTNEY A & ASSOCIATES        | 222,733.00 | 54          |
| VICTOR VICTOR & HELGOE LLP          | 202,243.26 | 230         |
| MOFFATT CHRISTOPHER G               | 199,961.55 | 105         |
| KELLEY DAVID B LAW OFFICE           | 190,644.93 | 253         |
| LESTER WILLIAM M                    | 171,011.15 | 146         |
| JACOVETTY GERALD G JR LC            | 169,929.50 | 307         |
| YOUNG WILLIAM PRENTICE              | 167,408.19 | 48          |
| MOUNTAINEER LEGAL SERVICES PLLC     | 166,680.08 | 255         |
| GARRETT & GARRETT                   | 165,680.88 | 198         |
| GRINDO DANIEL R LAW OFFICE OF PLLC  | 163,706.37 | 179         |
| WEESE LISA A                        | 161,514.91 | 108         |
| LUPARDUS LAW OFFICE                 | 160,710.62 | 252         |
| CASTEEL & ALLENDER PLLC             | 154,791.05 | 152         |
| DASCOLI LAW OFFICES                 | 154,286.28 | 90          |
| SKAGGS G ERNEST                     | 147,047.55 | 123         |
| REDMAN & PAYNE                      | 144,806.50 | 66          |
| BRISCOE L SCOTT                     | 138,794.10 | 183         |
| RUTH LAW OFFICES PLLC               | 136,830.88 | 139         |
| DILLON WELLS H                      | 136,647.23 | 175         |
| MAGANN LAW OFFICE PLLC              | 135,614.37 | 68          |
| SHERMAN LAWRENCE E JR LC            | 135,216.29 | 186         |
| HARVEY & JANUTOLO                   | 133,765.30 | 197         |
| STARCHER & FRUM PLLC                | 132,192.17 | 202         |
| KURELAC LAW OFFICE PLLC             | 128,457.17 | 126         |
| CHILDERS SHARON K                   | 128,007.02 | 93          |
| HOOSIER LAW FIRM PLLC               | 126,208.93 | 87          |
| TYSON DAVID R                       | 126,026.61 | 290         |
| WHITT MICHAEL R                     | 124,654.19 | 32          |
| POWELL ERIC K                       | 124,411.37 | 197         |
| COOKE MICHAEL P                     | 120,419.13 | 224         |
| WHITEMAN BURDETTE PLLC              | 120,243.72 | 164         |
| COREY DANIEL S                      | 120,112.00 | 127         |
| EVANS THOMAS HANNA PLLC             | 120,062.68 | 119         |
| HAUGHT IRA M                        | 119,828.01 | 61          |
| CHILDLAW SERVICES INC               | 116,231.73 | 93          |
| HAMILTON CHARLES R                  | 115,985.08 | 130         |
| MAZZEI ROCCO E                      | 112,466.21 | 72          |
| MCNEER HIGHLAND MCMUNN VARNER LC    | 110,770.76 | 174         |

**WEST VIRGINIA PUBLIC DEFENDER SERVICES  
 FY2012 APPOINTED COUNSEL FEES AND EXPENSES PAID  
 IN DESCENDING ORDER BY TOTAL \$  
 Appointed Counsel then Service Providers**

| PAYEE  | TOTAL \$   | # OF CLAIMS |
|--|------------|-------------|
| <b>APPOINTED COUNSEL</b>                       |            |             |
| DALBY NANCY A ATTY AT LAW PLLC                 | 109,256.82 | 38          |
| WIEDEL DIANA CARTER                            | 106,320.50 | 56          |
| HAWKINS JAMES E JR                             | 104,963.47 | 174         |
| ESCUE & PRITT LAW OFFICE CO                    | 103,689.23 | 205         |
| COURTRIGHT LAW OFFICES                         | 101,390.65 | 205         |
| ARBUCKLE DOUGLAS H                             | 100,350.07 | 130         |
| MOSES JOSEPH J                                 | 99,817.40  | 30          |
| CAREY JAMES T                                  | 98,739.38  | 135         |
| LACARIA PHILIP A                               | 98,517.50  | 76          |
| MCGRAW LAW OFFICES                             | 98,414.41  | 69          |
| NEISWONGER & WHITE                             | 94,337.86  | 223         |
| SIMMONS HUNTER D                               | 94,002.16  | 329         |
| GREENE TRACIE L                                | 93,232.63  | 89          |
| HILL JOHNSON LAW PLLC                          | 90,522.61  | 113         |
| WINDOM RODNEY C                                | 88,974.35  | 131         |
| BLAIR JERRY                                    | 88,630.41  | 74          |
| CONWAY LAW OFFICE                              | 88,233.39  | 303         |
| COLVIN NICHOLAS FORREST ESQ LAW OFFICE OF PLLC | 88,126.76  | 72          |
| HIVELY HERBERT L II                            | 84,927.26  | 231         |
| TROISI JOSEPH G                                | 84,684.66  | 112         |
| OSHOWAY F JOHN                                 | 84,276.16  | 93          |
| NESSEL LAW FIRM                                | 83,853.36  | 56          |
| SCALES LAW OFFICE                              | 82,783.18  | 74          |
| TICHENOR LAW OFFICE                            | 81,185.70  | 111         |
| FOLICKMAN PAMELA R LAW OFFICE OF               | 81,163.50  | 118         |
| MORGAN DENNIE S JR                             | 79,990.95  | 64          |
| ROSINSKY LAW OFFICE LC                         | 79,181.43  | 27          |
| HUGHART KEVIN W                                | 78,447.95  | 101         |
| BAYLISS SHAWN D                                | 78,144.66  | 90          |
| BULLMAN & BULLMAN                              | 77,924.27  | 81          |
| VANNOSTRAND & MORTON                           | 77,742.89  | 92          |
| SALMONS RONALD G ATTORNEY AT LAW PLLC          | 77,306.46  | 117         |
| RODGERS JEFFREY S                              | 76,465.56  | 143         |
| HARMAN MARLA ZELENE                            | 76,317.47  | 46          |
| FUDA THOMAS L PLLC                             | 75,514.42  | 60          |
| PARTAIN LAW OFFICES                            | 74,680.43  | 132         |
| RICE WILLIAM T                                 | 74,632.39  | 28          |
| AVIS WITTEN & WANDLING LC                      | 74,513.56  | 159         |
| CLYBURN BRENT A LAW OFFICE                     | 74,379.60  | 93          |
| SHAW & TATTERSON LC                            | 74,050.92  | 195         |
| LONG ROBBY N LAW OFFICE OF LC                  | 73,506.22  | 102         |

**WEST VIRGINIA PUBLIC DEFENDER SERVICES  
 FY2012 APPOINTED COUNSEL FEES AND EXPENSES PAID  
 IN DESCENDING ORDER BY TOTAL \$  
 Appointed Counsel then Service Providers**

| PAYEE                                   | TOTAL \$  | # OF CLAIMS |
|---|-----------|-------------|
| <b>APPOINTED COUNSEL</b>                |           |             |
| WILLIAMS JOHN E JR                      | 73,247.94 | 84          |
| GREENBAUM STEVEN A ESQ ATTY AT LAW PLLC | 72,821.91 | 82          |
| HOLLANDSWORTH RICHARD W                 | 71,559.60 | 78          |
| GUNNOE LAW OFFICE                       | 71,480.93 | 130         |
| REBROOK EDWARD E III                    | 71,237.25 | 84          |
| SINKKANEN DREAMA D LAW OFFICES OF       | 71,145.82 | 78          |
| GEARY & GEARY LC                        | 70,527.52 | 66          |
| HARSH LAW LC                            | 70,403.04 | 102         |
| DALTON MARSHA                           | 70,196.12 | 58          |
| SHOUGH SCOTT A                          | 70,105.88 | 138         |
| BELLOMY & TURNER LC                     | 69,891.83 | 305         |
| NOGAY CATHRYN A                         | 69,333.97 | 27          |
| HALL DWIGHT R                           | 67,423.05 | 86          |
| NESTOR WILLIAM T PLLC                   | 66,321.81 | 76          |
| BAILEY DENNIS R                         | 65,593.71 | 83          |
| PULLIN FOWLER FLANAGAN BROWN & POE PLLC | 65,470.41 | 217         |
| WALL RANDALL D                          | 65,126.46 | 225         |
| MCGEELAW                                | 64,909.45 | 95          |
| NOONE ROBERT T                          | 64,514.82 | 20          |
| HOUCK G TODD ATTORNEY AT LAW LC         | 64,443.41 | 62          |
| DRAKE LAW OFFICE LC                     | 64,044.57 | 73          |
| FAERBER KRISTOPHER                      | 63,611.50 | 50          |
| HASSAN LAW OFFICE                       | 63,502.40 | 84          |
| MCQUADE RUTH A LAW OFFICE OF            | 61,859.72 | 51          |
| STEPHENS GLORIA M                       | 61,779.48 | 67          |
| KARICKHOFF DAVID                        | 61,362.49 | 117         |
| DEMOSS DAVID B                          | 59,635.90 | 90          |
| FITTRO JONATHAN                         | 59,620.73 | 79          |
| MAIER LAW OFFICE LLC                    | 59,150.30 | 71          |
| WEST STEPHEN BROOKS II                  | 58,558.00 | 100         |
| HOLROYD FRED F III                      | 57,990.08 | 60          |
| SNYDER & HASSIG                         | 57,693.60 | 46          |
| SOUTHERN WV LAW CLINIC                  | 57,456.95 | 90          |
| CURNUTTE LAW OFFICE                     | 57,234.21 | 88          |
| JARRELL ROBERT STEPHEN                  | 56,521.49 | 67          |
| SAAD ABRAHAM J PLLC                     | 56,233.83 | 96          |
| COWDEN ALLISON ADYNEIC                  | 55,764.34 | 17          |
| WEESE TRACY                             | 55,473.74 | 19          |
| WHITEMAN FRANCES C                      | 54,033.58 | 70          |
| WEESE HEATHER M LAW OFFICE OF PLLC      | 53,971.69 | 33          |
| THOMPSON JOHN M JR                      | 53,445.29 | 93          |

**WEST VIRGINIA PUBLIC DEFENDER SERVICES  
 FY2012 APPOINTED COUNSEL FEES AND EXPENSES PAID  
 IN DESCENDING ORDER BY TOTAL \$  
 Appointed Counsel then Service Providers**

| PAYEE                                 | TOTAL \$  | # OF CLAIMS |
|---------------------------------------|-----------|-------------|
| <b>APPOINTED COUNSEL</b>              |           |             |
| MCFARLAND JOSEPH W JR                 | 53,252.81 | 77          |
| MUNOZ A JOSEPH LAW FIRM OF            | 53,168.50 | 47          |
| NAVY L VICTOR                         | 52,961.43 | 84          |
| SKEEN KENNAD LEE II                   | 52,625.06 | 27          |
| LONG LAW OFFICES PLLC                 | 52,455.55 | 67          |
| REES JAMES B                          | 52,236.42 | 65          |
| ANDERSON JOHN CLARK II                | 51,755.86 | 80          |
| SIMMONS & SIMMONS LC                  | 51,435.40 | 65          |
| SCHEETZ CHRISTOPHER A                 | 51,349.98 | 87          |
| CARR JOHN A ATTORNEY AT LAW PLLC      | 50,943.61 | 66          |
| ROTH LEGAL SERVICES LC                | 50,934.37 | 96          |
| MORGAN E LAVOYD JR                    | 49,983.53 | 31          |
| LUTTRELL & PREZIOSO PLLC              | 49,636.22 | 35          |
| SHAY DANA R                           | 49,552.61 | 65          |
| STEIN RONALD F JR PLLC                | 49,122.71 | 154         |
| RUNDLE JULIET WALKER                  | 48,751.23 | 27          |
| WHITE KEITH                           | 48,484.30 | 59          |
| WALTERS KRAUSKOPF & BAKER             | 48,451.91 | 83          |
| MCCOY JAMES A JR                      | 48,146.00 | 45          |
| STARCHER MELISSA L                    | 48,094.25 | 64          |
| WALLACE MICHAEL K                     | 47,870.14 | 81          |
| HAYDEN & HART PLLC                    | 47,684.55 | 99          |
| KING WAYNE                            | 47,683.50 | 57          |
| NOLAN LAW FIRM                        | 47,232.43 | 71          |
| AHLBORN COURTNEY L LAW OFFICE OF PLLC | 47,073.39 | 92          |
| SMITH MICHAEL CLAY                    | 47,006.10 | 62          |
| STURM HEIDI M GEORGI                  | 46,689.12 | 36          |
| BROOKS JOHN B                         | 46,652.89 | 37          |
| DOUGLASS ERNEST M                     | 46,081.26 | 96          |
| ASBURY LAW OFFICE PLLC                | 45,937.15 | 39          |
| SELDEN LAW OFFICES LC                 | 45,600.24 | 48          |
| ROLL W DAN                            | 45,532.13 | 77          |
| PRALL THOMAS J                        | 45,485.52 | 112         |
| THORNE STEVEN M                       | 45,080.10 | 89          |
| WARMAN CHERYL L                       | 45,068.76 | 77          |
| PRENTICE TIMOTHY H                    | 45,012.14 | 82          |
| WHITE MAX H PLLC                      | 43,687.48 | 130         |
| MONTORO HARRY P LAW OFFICE OF PLLC    | 43,367.91 | 84          |
| BALDWIN SHANNON L ATTY AT LAW PLLC    | 43,146.00 | 44          |
| BARRY CHAD D LC                       | 42,947.47 | 84          |
| COSNER LAW OFFICE                     | 42,871.36 | 97          |

**WEST VIRGINIA PUBLIC DEFENDER SERVICES  
 FY2012 APPOINTED COUNSEL FEES AND EXPENSES PAID  
 IN DESCENDING ORDER BY TOTAL \$  
 Appointed Counsel then Service Providers**

| PAYEE                                  | TOTAL \$  | # OF CLAIMS |
|--|-----------|-------------|
| <b>APPOINTED COUNSEL</b>               |           |             |
| BAILEY REGGIE R                        | 42,859.29 | 108         |
| CHATTIN ANDREW B                       | 42,699.63 | 45          |
| STOBBS R RUSSELL                       | 42,495.96 | 62          |
| ROLLO LANCE E                          | 41,959.24 | 42          |
| LAISHLEY JOHN                          | 41,956.62 | 31          |
| MOORE DAVID K                          | 41,016.17 | 31          |
| LANHAM JOHN S                          | 40,603.21 | 36          |
| BALL GREGORY K                         | 40,573.88 | 51          |
| MICHAEL NELSON M LC                    | 40,354.39 | 124         |
| LEFLER & BOGGS PLLC                    | 40,186.88 | 54          |
| HUFFMAN WILLIAM O                      | 39,802.92 | 47          |
| GERBER JAY W JR                        | 39,704.42 | 68          |
| FORBES LAW OFFICES PLLC                | 39,643.24 | 48          |
| RIBEL KATICA                           | 39,490.54 | 70          |
| KATZ KANTOR STONESTREET & BUCKNER PLLC | 39,435.57 | 84          |
| KUENZEL & ASSOCIATES PLLC              | 39,226.70 | 58          |
| ORNDORFF & HATFIELD ATTY AT LAW        | 39,222.93 | 66          |
| WRIGHT LACY W JR                       | 39,193.30 | 35          |
| HEDGES LYONS & SHEPHERD PLLC           | 39,049.71 | 29          |
| JUDY & JUDY                            | 38,769.00 | 71          |
| FARNSWORTH LAW OFFICE                  | 38,620.42 | 35          |
| MIELKE WAYNE ROBERT                    | 38,187.06 | 7           |
| GARVIN LAW PLLC                        | 38,156.30 | 35          |
| STEPTOE & JOHNSON                      | 37,923.56 | 54          |
| MORAN JANE LAW OFFICE                  | 37,678.75 | 70          |
| RIST LAW OFFICES LC                    | 37,356.38 | 48          |
| GENTILOZZI & ASSOCIATES                | 37,300.75 | 41          |
| SMITH RICHARD D JR LAW OFFICES OF      | 36,867.93 | 62          |
| HAYNIE BELINDA A                       | 36,774.49 | 55          |
| THOMPSON & PARDO PLLC                  | 36,666.38 | 43          |
| SHAFFER & SHAFFER                      | 36,610.54 | 56          |
| RADMAN SCOTT S                         | 36,489.75 | 90          |
| SAFFER MARTIN V                        | 36,183.50 | 33          |
| GARNES DESIREE LYNNETTE                | 35,976.16 | 31          |
| STEED DEBRA L                          | 35,959.03 | 95          |
| GRIFFITH BETSY                         | 35,857.84 | 27          |
| MARTENEY MICHAEL PAUL                  | 35,618.47 | 48          |
| WEESE ROGER R                          | 34,506.00 | 51          |
| PRICE LOUIE T                          | 34,496.50 | 17          |
| CASSIDY MYERS COGAN & VOEGELIN LC      | 34,358.71 | 2           |
| DRIVER CHARLES S III                   | 34,348.67 | 72          |

**WEST VIRGINIA PUBLIC DEFENDER SERVICES  
 FY2012 APPOINTED COUNSEL FEES AND EXPENSES PAID  
 IN DESCENDING ORDER BY TOTAL \$  
 Appointed Counsel then Service Providers**

| PAYEE                              | TOTAL \$  | # OF CLAIMS |
|------------------------------------|-----------|-------------|
| <b>APPOINTED COUNSEL</b>           |           |             |
| BAILESS LAW PLLC                   | 34,346.26 | 52          |
| BAILEY & HOWARD PLLC               | 34,299.30 | 36          |
| MCDERMOTT DANA P                   | 34,142.08 | 3           |
| SCHAMBERGER LEGAL SERVICES         | 34,009.95 | 34          |
| HATFIELD & HATFIELD PLLC           | 33,896.14 | 54          |
| JONES STEVEN A LC                  | 33,813.89 | 33          |
| CARL KEATON FRAZER & MILLESON PLLC | 33,804.00 | 82          |
| MYERS JESSICA E                    | 33,613.11 | 23          |
| WEBB-RUMORA MARSHA                 | 33,551.27 | 37          |
| HOBBS MARK E                       | 33,408.20 | 17          |
| ERHARD CRAIG P LAW OFFICE OF PLLC  | 33,370.34 | 69          |
| FORESTER WILLIAM T                 | 33,102.96 | 45          |
| HART LAW CENTER                    | 32,774.32 | 32          |
| LANTZ LAW OFFICE                   | 32,683.10 | 23          |
| BLYLER HOWARD J                    | 32,521.42 | 77          |
| SIMMONS EUGENE M                   | 32,388.50 | 23          |
| MALLET SHANE M LAW OFFICES         | 32,345.02 | 58          |
| ATKINS JAMES B                     | 32,235.63 | 42          |
| TORRES GEORGE M                    | 32,220.07 | 68          |
| COOK & COOK                        | 32,153.50 | 48          |
| BUCK DALE LAW OFFICE OF PLLC       | 31,973.52 | 22          |
| KRATOVIL LAW OFFICES PLLC          | 31,566.03 | 29          |
| MORGAN TONY                        | 31,222.10 | 64          |
| ASHLEY ANITA HAROLD                | 30,891.54 | 109         |
| TREADWAY JOHN H JR                 | 30,829.66 | 58          |
| STEWART JOYCE E                    | 30,439.39 | 14          |
| MESLER LAW OFFICES                 | 30,320.52 | 41          |
| COLLINS LAW FIRM                   | 30,202.67 | 63          |
| BISCHOFF LAW FIRM PLLC             | 30,062.24 | 37          |
| PARKULO JOHN F                     | 30,047.50 | 26          |
| REEDER LAW OFFICES PLLC            | 29,951.21 | 48          |
| MOOREHEAD CHRISTOPHER S            | 29,855.17 | 28          |
| PHILLIPS P TODD                    | 29,850.58 | 33          |
| MCGHEE NANCY L                     | 29,378.98 | 57          |
| CALLAGHAN & CALLAGHAN PLLC         | 28,992.70 | 21          |
| WESTON LAW A LEGAL CORP            | 28,966.61 | 42          |
| STEPHENS JENNIFER L                | 28,885.52 | 17          |
| HOLDREN JASON D                    | 28,866.60 | 42          |
| LOVE JAY CARTER                    | 28,780.00 | 147         |
| GREINER & CYRUS LC                 | 28,612.18 | 34          |
| DUFFY KEVIN C                      | 28,447.50 | 26          |

**WEST VIRGINIA PUBLIC DEFENDER SERVICES  
 FY2012 APPOINTED COUNSEL FEES AND EXPENSES PAID  
 IN DESCENDING ORDER BY TOTAL \$  
 Appointed Counsel then Service Providers**

| PAYEE                              | TOTAL \$  | # OF CLAIMS |
|------------------------------------|-----------|-------------|
| <b>APPOINTED COUNSEL</b>           |           |             |
| BRADLEY LAW OFFICE PLLC            | 28,347.57 | 34          |
| TIPTON LAW OFFICES                 | 28,234.08 | 53          |
| MAUZY JEFFERY T                    | 27,994.02 | 43          |
| CZARNIK R THOMAS & ASSOCIATES      | 27,886.39 | 50          |
| MEYER FORD GLASSER & RADMAN PLLC   | 27,830.00 | 63          |
| RISOVICH LAW OFFICES               | 27,612.71 | 40          |
| ORNDORFF DAVID L                   | 27,395.76 | 49          |
| THOMPSON LAW OFFICE PLLC           | 27,053.00 | 17          |
| LOCKWOOD & LOCKWOOD                | 26,945.50 | 57          |
| CASTEEL & POLING PLLC              | 26,740.83 | 13          |
| MILLS KEVIN D & ASSOCIATES PLLC    | 26,587.96 | 10          |
| PENNINGTON WILLIAM L               | 26,567.77 | 38          |
| BENFORD LEE F II                   | 26,443.32 | 20          |
| PRATT LENA D                       | 26,195.35 | 31          |
| EACHUS MICHAEL N                   | 26,001.45 | 38          |
| VITAL RICHARD L                    | 25,875.29 | 29          |
| FAIR MATTHEW H                     | 25,770.44 | 43          |
| LYALL JERRY M                      | 25,733.33 | 47          |
| CHASE JOHN K IV                    | 25,639.42 | 28          |
| SANTER & SANTER                    | 25,382.03 | 51          |
| SAL NATALIE J                      | 25,048.60 | 16          |
| EVERETT MARK ATTORNEY AT LAW PLLC  | 24,973.94 | 40          |
| BRILL JONATHAN G PLLC              | 24,562.34 | 48          |
| SANDERS AUSTIN FLANIGAN & FLANIGAN | 24,492.28 | 45          |
| SHOCKLEY JAMES B                   | 24,471.38 | 29          |
| HILL DAVID L                       | 24,420.56 | 50          |
| CURRY AMOS & ASSOCIATES LC         | 24,360.41 | 44          |
| MCCAMIC SACCO & MCCOID PLLC        | 24,323.34 | 21          |
| MUSGRAVE & MUSGRAVE                | 24,271.56 | 45          |
| ROOP & SMITH LAW OFFICE PLLC       | 23,773.24 | 11          |
| MANYPENNY JOSEPH PERRY ESTATE      | 23,682.58 | 39          |
| GIBSON LEFLER & ASSOCIATES         | 23,632.79 | 32          |
| BUEL TOBY J ESTATE OF              | 23,585.48 | 40          |
| BYRER F SAMUEL PLLC                | 23,554.47 | 14          |
| BIDDLE JACQUELYN STOUT             | 23,459.32 | 13          |
| CISCO-STURGELL KATHRYN             | 23,331.00 | 22          |
| HANDLEY & HUNT PLLC                | 23,323.28 | 34          |
| CASELL & CREWE PC                  | 23,317.02 | 17          |
| CLEVENGER JAMES C LAW OFFICE OF    | 23,271.03 | 37          |
| SKLAVOUNAKIS LAW OFFICE            | 23,178.59 | 17          |
| BECK GARTH W                       | 23,150.70 | 69          |

**WEST VIRGINIA PUBLIC DEFENDER SERVICES  
 FY2012 APPOINTED COUNSEL FEES AND EXPENSES PAID  
 IN DESCENDING ORDER BY TOTAL \$  
 Appointed Counsel then Service Providers**

| PAYEE  | TOTAL \$  | # OF CLAIMS |
|--|-----------|-------------|
| <b>APPOINTED COUNSEL</b>                                     |           |             |
| BRANCAZIO HELEN M  | 22,981.63 | 41          |
| SITES LAW FIRM   | 22,812.26 | 75          |
| ARNOLD & BAILEY PLLC   | 22,805.75 | 43          |
| PRITT ALAN L   | 22,704.53 | 55          |
| LASH FRANKLIN W  | 22,632.86 | 23          |
| AMICK LAW FIRM PLLC  | 22,535.50 | 49          |
| ZERBE CARTER & ASSOCIATES PLLC                               | 22,523.81 | 26          |
| ORTEZA AILYNN MAE  | 22,430.45 | 14          |
| OGLE CANDACE L   | 22,346.50 | 150         |
| GRUNAU DAVID M   | 22,340.84 | 41          |
| ATKINS & OGLE LAW OFFICE LC                                  | 22,207.61 | 32          |
| JAMES LAW FIRM   | 22,175.27 | 28          |
| SMITH LILLY & BALL PLLC                                      | 22,170.39 | 22          |
| BEAN & BEAN  | 22,038.87 | 36          |
| DYER LAW OFFICES   | 22,000.94 | 23          |
| SCHARF WILLIAM H   | 21,927.50 | 21          |
| ROMAIN JULIE GOWER   | 21,876.00 | 60          |
| BURTON LAW OFFICE  | 21,648.93 | 13          |
| GUNN ERICA BRANNON ATT AT LAW PLLC                           | 21,556.76 | 43          |
| CARR LAW OFFICES PLLC  | 21,539.00 | 34          |
| BREWSTER MORHOUS CAMERON CARUTH MOORE KERSEY & STAFFORD PLLC | 21,351.72 | 16          |
| TYREE EMBREE & ASSOCIATES PLLC                               | 21,338.65 | 43          |
| KLATT LAW OFFICES  | 21,071.62 | 36          |
| LORD JASON S   | 20,897.79 | 33          |
| LOGUE SEAN PLLC  | 20,897.19 | 27          |
| KOSTOL KAREN B   | 20,531.66 | 29          |
| BOTTNER & SKILLMAN   | 20,441.64 | 35          |
| VAN ZANT SUSAN J LC  | 20,432.84 | 35          |
| BOWERS JEFFREY S   | 20,168.49 | 20          |
| JUBA-PLUMLEY ROSALEE   | 20,111.50 | 21          |
| HANCOCK & SEARS  | 19,960.31 | 10          |
| SAL SELLARO CULPEPPER LEGAL GROUP PLLC                       | 19,855.50 | 20          |
| KARR THOMAS B  | 19,722.29 | 78          |
| WEBB DAVID HAMILTON  | 19,618.75 | 25          |
| DEAN WILLIAM P   | 19,614.44 | 24          |
| FURNER DEAN A ATTORNEY AT LAW PLLC                           | 19,517.45 | 62          |
| STANTON SHIRLEY J  | 19,266.29 | 33          |
| MILLER CHRISTOPHER H   | 19,099.16 | 63          |
| FROBLE MICHAEL E   | 18,976.56 | 26          |
| SUTTON & JANELLE PLLC  | 18,904.48 | 43          |
| OURS JOHN G  | 18,884.05 | 28          |

**WEST VIRGINIA PUBLIC DEFENDER SERVICES  
 FY2012 APPOINTED COUNSEL FEES AND EXPENSES PAID  
 IN DESCENDING ORDER BY TOTAL \$  
 Appointed Counsel then Service Providers**

| PAYEE                                | TOTAL \$  | # OF CLAIMS |
|--------------------------------------|-----------|-------------|
| <b>APPOINTED COUNSEL</b>             |           |             |
| MOYE LAW OFFICE                      | 18,876.05 | 32          |
| SHEEHAN & NUGENT PLLC                | 18,796.20 | 2           |
| MONTGOMERY PAUL A                    | 18,763.52 | 29          |
| ROLLINS LAW OFFICE                   | 18,710.76 | 30          |
| DAVIS & CHAPMAN PLLC                 | 18,618.63 | 24          |
| DEVALL OLIVIA S HARRIS               | 18,231.84 | 19          |
| CONAWAY & CONAWAY                    | 18,227.06 | 56          |
| WILSON CHRISTOPHER M LAW OFFICE PLLC | 17,972.36 | 37          |
| FITZWATER TRAVIS R                   | 17,957.57 | 12          |
| HERNDON STEPHEN D                    | 17,712.69 | 13          |
| WEST & JONES                         | 17,621.40 | 33          |
| HINERMAN HOLLY W                     | 17,537.01 | 21          |
| BRYAN CARSON N                       | 17,482.77 | 50          |
| SPONAUGLE & SPONAUGLE                | 17,263.50 | 27          |
| FRAGILE PAT C                        | 16,900.50 | 19          |
| PANEPINTO MARK D                     | 16,830.67 | 11          |
| MURPHY LEGAL SOLUTIONS PLLC          | 16,447.00 | 26          |
| WINTERS J MINGO ATTY AT LAW PLLC     | 16,350.30 | 24          |
| BURDETTE KRISTINE ADELE              | 16,306.19 | 52          |
| CICCARELLO DEL GUIDICE & LAFON       | 16,244.06 | 16          |
| GIATRAS LAW FIRM PLLC                | 15,946.86 | 20          |
| GALL D CONRAD                        | 15,797.74 | 34          |
| JOHNSTONE & GABHART LLP              | 15,741.93 | 10          |
| SHARLEY MICHAEL J                    | 15,602.00 | 23          |
| WILLIAMSON MAGANN & GURGANUS PLLC    | 15,443.32 | 1           |
| PRESTON SILAS M                      | 15,362.69 | 8           |
| ELLEM LAW OFFICE                     | 15,289.46 | 77          |
| JOHNSON REBECCA S LAW OFFICE OF      | 15,275.00 | 38          |
| BUCK & PRENTICE PLLC                 | 15,169.64 | 10          |
| MANYPENNY RAINES LAW OFFICE PLLC     | 14,862.07 | 26          |
| ROKISKY & ASSOCIATES                 | 14,806.17 | 6           |
| GERLACH LAW                          | 14,781.14 | 6           |
| WOODS JEFF C LAW OFFICE OF           | 14,778.52 | 18          |
| SMITH GREG K                         | 14,777.50 | 10          |
| JURCO JOHN M                         | 14,776.52 | 4           |
| PATTERSON CLAYTON W                  | 14,727.16 | 31          |
| MIRHOSEINI DAVID C                   | 14,685.00 | 6           |
| WINTER KURT J                        | 14,637.90 | 53          |
| HODGES & RIFFLE PLLC                 | 14,587.28 | 19          |
| BARRAT ROBERT E                      | 14,444.99 | 39          |
| GARLOW RICHELLE KEENER               | 14,346.43 | 26          |

**WEST VIRGINIA PUBLIC DEFENDER SERVICES  
 FY2012 APPOINTED COUNSEL FEES AND EXPENSES PAID  
 IN DESCENDING ORDER BY TOTAL \$  
 Appointed Counsel then Service Providers**

| PAYEE                               | TOTAL \$  | # OF CLAIMS |
|-------------------------------------|-----------|-------------|
| <b>APPOINTED COUNSEL</b>            |           |             |
| CONRAD & CONRAD                     | 14,128.69 | 16          |
| HYRE LAW OFFICE PLLC                | 14,073.27 | 17          |
| JOHNSON SHANNON S                   | 13,765.65 | 43          |
| DAWSON DAVID M                      | 13,736.55 | 44          |
| HICKS NATHAN A PLLC                 | 13,528.26 | 5           |
| MORGAN WARD                         | 13,497.57 | 20          |
| SAVILLE ROYCE B PLLC                | 13,463.91 | 65          |
| CROMLEY BRYAN S                     | 13,298.80 | 62          |
| PELLEGRIN MARK P                    | 13,198.50 | 38          |
| COLLINS LAW OFFICE PLLC             | 13,113.50 | 20          |
| LUCAS MICHAEL WILLIAM III           | 12,998.91 | 5           |
| MARTINO GARY J                      | 12,793.00 | 31          |
| KAUFMAN & MCPHERSON PLLC            | 12,775.01 | 6           |
| DUNLAP ROBERT ESQ PLLC              | 12,676.87 | 14          |
| ROLLO EDMUND J                      | 12,619.00 | 9           |
| KOHOUT EDWARD R LAW OFFICES OF PLLC | 12,524.71 | 22          |
| PAYNE WILBERT A                     | 12,238.70 | 48          |
| KIGER TIMOTHY R                     | 12,165.65 | 32          |
| COOPER CHRISTOPHER W                | 11,921.31 | 8           |
| JACKSON-GILLISON HELEN L            | 11,896.46 | 7           |
| MCINTYRE RHONDA M                   | 11,865.75 | 9           |
| GENTILOZZI & ASSOCIATES PLLC        | 11,762.95 | 36          |
| MCDONOUGH C EDWARD                  | 11,638.00 | 21          |
| STOLLINGS HARLEY E                  | 11,560.25 | 17          |
| PRITT & PRITT PLLC                  | 11,253.95 | 12          |
| SIRK TIMOTHY M                      | 11,184.90 | 32          |
| HODGES & CAMPBELL PC                | 11,128.71 | 14          |
| WITT RICHARD C                      | 11,027.09 | 25          |
| MAUSER BERNARD R                    | 10,864.06 | 37          |
| SUPPLE LAW OFFICES PLLC             | 10,357.76 | 30          |
| STURM JOSHUA PAUL                   | 10,344.37 | 16          |
| THORN LAW OFFICES                   | 10,230.46 | 6           |
| BAUMGARTEL ROLF E                   | 10,217.70 | 50          |
| ALBERTY MICHAEL C                   | 10,183.28 | 6           |
| CARBONE & BLAYDES PLLC              | 9,879.98  | 13          |
| DAVIS R STEPHEN                     | 9,763.00  | 7           |
| FLESHER W STEPHEN                   | 9,599.03  | 8           |
| SPROLES GREGORY W PLLC              | 9,488.49  | 8           |
| ABRAHAM & ILDERTON PLLC             | 9,439.50  | 33          |
| MANFORD BYRON CRAIG                 | 9,279.78  | 4           |
| GURGANUS LAW OFFICE PLLC            | 9,199.87  | 14          |

**WEST VIRGINIA PUBLIC DEFENDER SERVICES  
 FY2012 APPOINTED COUNSEL FEES AND EXPENSES PAID  
 IN DESCENDING ORDER BY TOTAL \$  
 Appointed Counsel then Service Providers**

| PAYEE                                   | TOTAL \$ | # OF CLAIMS |
|---|----------|-------------|
| <b>APPOINTED COUNSEL</b>                |          |             |
| PENNINGTON DEANNA L                     | 9,177.50 | 7           |
| JUSTICE FOR ALL LEGAL SERVICES          | 9,032.77 | 41          |
| MIZE LAW FIRM PLLC                      | 8,747.52 | 1           |
| COOK BRANDON S                          | 8,734.75 | 24          |
| KAYSER LAYNE & CLARK PLLC               | 8,693.96 | 25          |
| ZAHRADNIK NEIL LAW OFFICE OF PLLC       | 8,657.92 | 29          |
| BAKER & BROWN PLLC                      | 8,423.05 | 31          |
| SIMMS MICHAEL                           | 8,414.84 | 18          |
| MORGAN THEODORE E                       | 8,259.20 | 5           |
| KELLEY LAW OFFICE                       | 8,222.50 | 18          |
| HATFIELD MCGINNIS E                     | 7,950.12 | 10          |
| LUSK KYLE G                             | 7,942.07 | 19          |
| GALFORD RANDALL W                       | 7,873.03 | 14          |
| TROZZO LOWERY WESTON & ROCK             | 7,806.36 | 7           |
| HAMILTON NEAL J                         | 7,672.48 | 27          |
| CILIBERTI LAW OFFICE PLLC               | 7,631.82 | 16          |
| KRIVONYAK JOHN C                        | 7,623.50 | 10          |
| LAMORA RAYMOND K III LAW OFFICE OF PLLC | 7,571.19 | 25          |
| KIRKPATRICK LAW OFFICE PLLC             | 7,391.50 | 6           |
| ADKINS CARL PLLC                        | 7,376.00 | 20          |
| REESE PAUL K                            | 7,320.65 | 6           |
| WOLFE HAROLD B III                      | 7,104.76 | 5           |
| LOUDERBACK ROBIN R                      | 7,100.33 | 11          |
| WOOTON LAW FIRM                         | 7,070.00 | 22          |
| ZAMOW THOMAS                            | 7,026.50 | 3           |
| HOOVER ANDREWS PLLC                     | 6,971.31 | 3           |
| DINSMORE & SHOHL LLP                    | 6,831.11 | 6           |
| RAHBAR LAW OFFICE                       | 6,720.90 | 10          |
| MULLENS & MULLENS PLLC                  | 6,522.98 | 29          |
| NEW STEPHEN P LC                        | 6,498.89 | 6           |
| CASEYS LAW OFFICE                       | 6,392.96 | 12          |
| BUCCI BAILEY & JAVINS LC                | 6,383.64 | 13          |
| HART DAVID W                            | 6,359.64 | 12          |
| CLIFFORD MICHAEL T                      | 6,352.80 | 2           |
| SMITH CLINTON W                         | 6,264.00 | 22          |
| TAYLOR PAUL G                           | 6,206.04 | 16          |
| BROWN SCOTT C LAW OFFICE                | 6,174.37 | 3           |
| BUCY WINIFRED L                         | 6,165.50 | 6           |
| SMITH MCMUNN & GLOVER PLLC              | 6,025.76 | 10          |
| HUDNALL MARK D                          | 6,016.50 | 18          |
| SAMMONS OLIVERO & PARASCHOS PLLC        | 5,864.33 | 4           |

**WEST VIRGINIA PUBLIC DEFENDER SERVICES  
 FY2012 APPOINTED COUNSEL FEES AND EXPENSES PAID  
 IN DESCENDING ORDER BY TOTAL \$  
 Appointed Counsel then Service Providers**

| PAYEE                                 | TOTAL \$ | # OF CLAIMS |
|---------------------------------------|----------|-------------|
| <b>APPOINTED COUNSEL</b>              |          |             |
| STONE ROBERT C JR PLLC                | 5,841.34 | 5           |
| RUCKMAN LAW OFFICE                    | 5,782.00 | 5           |
| MAPOTHER & MAPOTHER PSC               | 5,699.29 | 6           |
| KEESEY RYAN HAMILTON                  | 5,665.37 | 11          |
| CLARKE D RANDALL                      | 5,589.80 | 3           |
| WALKER LELA ATTY AT LAW PLLC          | 5,578.87 | 21          |
| HENRY REGINALD D ATTORNEY AT LAW PLLC | 5,452.00 | 10          |
| ROBINSON & MCELWEE                    | 5,257.97 | 5           |
| HEWITT JENNIFER DAY                   | 5,195.20 | 12          |
| WILLIAMS TRENA LAW OFFICE OF PLLC     | 5,117.13 | 12          |
| HENDERSON HENDERSON & STAPLES LC      | 5,001.80 | 4           |
| AUCREMANNE JOSEPH                     | 4,873.36 | 6           |
| GARDNER GENE W LAW OFFICE             | 4,817.33 | 2           |
| HINKLE BRYAN S                        | 4,778.28 | 9           |
| MOYE LISA M                           | 4,743.50 | 6           |
| MOLESSA HEATHER IRELAND               | 4,743.36 | 3           |
| BRANHAM LYNDSEY M                     | 4,673.39 | 21          |
| WILCHER GEOFFREY S                    | 4,543.96 | 11          |
| ROHRIG RANDAL W                       | 4,485.76 | 3           |
| WEBER & WEBER                         | 4,472.90 | 4           |
| HYER & LITTLEPAGE                     | 4,465.84 | 5           |
| SMITH CLAUDE S III                    | 4,391.00 | 3           |
| KUPEC & ASSOCIATES PLLC               | 4,246.00 | 2           |
| SCOTT JOHN A                          | 4,172.50 | 16          |
| RUMORA & RUMORA LC                    | 4,138.07 | 10          |
| POOL DELBY B & ASSOCIATES             | 3,981.68 | 2           |
| CLINE COLIN M ATTY AT LAW             | 3,905.69 | 11          |
| ADAMS FISHER & CHAPPELL PLLC          | 3,757.63 | 1           |
| WEBB EUGENE E III                     | 3,711.50 | 5           |
| LEWIS AMANDA L                        | 3,660.98 | 2           |
| HALL KAREN L                          | 3,646.50 | 25          |
| SMITH COURTLANDT                      | 3,637.09 | 7           |
| HOWLEY LOREN B                        | 3,556.50 | 8           |
| WATERS WARNER & HARRIS PLLC           | 3,523.00 | 7           |
| THORN MATTHEW T                       | 3,450.98 | 6           |
| DINARDI PETER D                       | 3,448.74 | 3           |
| TISSUE PHILIP J                       | 3,429.96 | 4           |
| RUSEN & AUVIL PLLC                    | 3,425.05 | 1           |
| RICHARDSON RICHARDSON & CAMPBELL      | 3,352.01 | 10          |
| BROWN-BAILEY COLLEEN MICHELLE         | 3,179.99 | 2           |
| DOWNEY MARY M                         | 3,157.64 | 1           |

**WEST VIRGINIA PUBLIC DEFENDER SERVICES  
 FY2012 APPOINTED COUNSEL FEES AND EXPENSES PAID  
 IN DESCENDING ORDER BY TOTAL \$  
 Appointed Counsel then Service Providers**

| PAYEE                                 | TOTAL \$ | # OF CLAIMS |
|---------------------------------------|----------|-------------|
| <b>APPOINTED COUNSEL</b>              |          |             |
| THOMPSON LOUDOUN L PLLC               | 3,153.60 | 18          |
| POORE MESHEA L LAW OFFICE OF          | 3,123.23 | 4           |
| RUTTENBERG ROBYN                      | 3,120.30 | 2           |
| STANTON GEORGE P III                  | 3,089.30 | 4           |
| ROSSI LAW FIRM                        | 3,080.10 | 2           |
| BAKER MARVIN J                        | 3,077.00 | 2           |
| WHITE THOMAS E                        | 3,023.53 | 3           |
| ROSENLIEB DUANE C JR                  | 3,020.14 | 4           |
| MITCHELL JOHN R LC                    | 3,013.50 | 3           |
| BARNETT KENNETH J LC                  | 2,941.46 | 10          |
| FRIEND & ROZAS LLC                    | 2,884.00 | 10          |
| YOST BRIAN D                          | 2,858.74 | 3           |
| KARR DAVID JR                         | 2,842.23 | 2           |
| KLIE LAW OFFICES PLLC                 | 2,803.75 | 2           |
| PALUMBO CHESTER L                     | 2,708.03 | 3           |
| TUCKER GREGORY A PLLC                 | 2,655.05 | 7           |
| BACHMANN HESS BACHMANN & GARDEN       | 2,652.40 | 1           |
| NAILING JOYCE E                       | 2,635.58 | 5           |
| ROHRIG FREDERICK M DEAN               | 2,576.25 | 5           |
| FERRIS HOWARD M                       | 2,511.50 | 4           |
| ABSTEN ROBERT W                       | 2,500.00 | 1           |
| BODEN NEIL V                          | 2,487.74 | 4           |
| CAMPBELL FLANNERY PC                  | 2,487.00 | 5           |
| SHAFFER LAW OFFICES                   | 2,457.90 | 8           |
| GIANOLA BARNUM WIGAL & LONDON LC      | 2,441.89 | 2           |
| RILEY JAMES P IV ATTORNEY AT LAW PLLC | 2,434.49 | 11          |
| GIGGENBACH MELISSA J                  | 2,414.15 | 1           |
| STAPLETON LAW OFFICES LC              | 2,409.35 | 1           |
| HUMBERSON DON A                       | 2,407.30 | 4           |
| DAVIS KEVIN P                         | 2,375.00 | 2           |
| PEYTON LAW FIRM PLLC                  | 2,342.05 | 1           |
| WILDMAN ERIC KEITH                    | 2,338.50 | 21          |
| GIGGENBACH ELIZABETH                  | 2,332.40 | 1           |
| SPEARS JASON M LAW OFFICES            | 2,323.50 | 3           |
| HARBOUR PAULA L PLLC                  | 2,268.51 | 3           |
| SOLOMON ALEXANDRIA A                  | 2,238.82 | 7           |
| SALUJA LAW OFFICES PLLC               | 2,210.50 | 8           |
| FAST LAW OFFICE LC                    | 2,159.69 | 7           |
| HARRIS CHRISTIAN R                    | 2,138.00 | 3           |
| HARRIS & HOLMES LAW OFFICE PLLC       | 2,118.30 | 1           |
| THOMPSON BARNEY                       | 2,090.45 | 2           |

**WEST VIRGINIA PUBLIC DEFENDER SERVICES  
 FY2012 APPOINTED COUNSEL FEES AND EXPENSES PAID  
 IN DESCENDING ORDER BY TOTAL \$  
 Appointed Counsel then Service Providers**

| PAYEE                             | TOTAL \$ | # OF CLAIMS |
|-----------------------------------|----------|-------------|
| <b>APPOINTED COUNSEL</b>          |          |             |
| SIMMERMAN LAW OFFICE PLLC         | 2,070.08 | 2           |
| REDDING R STEVEN ATTY AT LAW PLLC | 2,001.79 | 1           |
| CRAIG A COURTENAY                 | 1,912.50 | 1           |
| FOLWELL NORMAN L                  | 1,903.00 | 11          |
| HUNTER LAW OFFICES                | 1,837.62 | 4           |
| TURNER & JOHNS PLLC               | 1,828.91 | 10          |
| MACCORKLE LAVENDER & SWEENEY PLLC | 1,769.64 | 4           |
| HYLTON LAW OFFICE PLLC            | 1,621.47 | 2           |
| BRYAN JOHN H                      | 1,592.97 | 5           |
| JONES BENNY G                     | 1,528.00 | 6           |
| TABOR LINDSAY & ASSOCIATES PLLC   | 1,522.64 | 11          |
| BARR JACK C                       | 1,517.05 | 1           |
| PATTERSON THOMAS K A LEGAL CORP   | 1,480.00 | 7           |
| BRIGHT ROBERT W                   | 1,478.92 | 8           |
| SELLARO AMBER URTSO               | 1,473.00 | 1           |
| BUSCH ZURBUCH & THOMPSON PLLC     | 1,469.68 | 3           |
| ANTOLINI KRISTEN D                | 1,456.00 | 7           |
| POWELL & MAJESTRO PLLC            | 1,449.00 | 4           |
| ALLEN KOPET & ASSOCIATES PLLC     | 1,400.30 | 1           |
| MARTIN R A LAW                    | 1,304.40 | 5           |
| TRUMP & TRUMP LC                  | 1,288.95 | 2           |
| YANNI LAW FIRM PLLC               | 1,288.50 | 6           |
| HEWITT & SALVATORE PLLC           | 1,272.57 | 2           |
| VANTASSEL SHERRILYN F             | 1,268.38 | 1           |
| NOEL WILLIAM C JR                 | 1,226.86 | 1           |
| BRAGG STEVEN M LAW OFFICE OF PLLC | 1,224.20 | 1           |
| BUTLER JOHN M                     | 1,174.50 | 1           |
| HOOVER RANDY D                    | 1,145.00 | 5           |
| TRIPLETT & TRIPLETT LC            | 1,082.00 | 2           |
| GLASS DEFENSE FIRM                | 1,042.50 | 2           |
| FILE PAYNE SCHERER & FILE         | 1,030.20 | 3           |
| TENNANT LAW OFFICES               | 936.32   | 1           |
| CARRICO LAW OFFICES LC            | 931.24   | 1           |
| SPARACINO ANTHONY J JR            | 874.50   | 1           |
| DOOLEY LAW FIRM                   | 848.28   | 3           |
| SMITH JAMES E II                  | 785.00   | 1           |
| ZIMAROWSKI JAMES B ESQ            | 702.15   | 1           |
| BURCHAM JEFFREY G                 | 697.95   | 1           |
| MADDEN LAW OFFICES                | 682.50   | 2           |
| SWEENEY LAVERNE                   | 640.00   | 5           |
| BARNETT KENNETH J PC              | 622.40   | 1           |

**WEST VIRGINIA PUBLIC DEFENDER SERVICES  
 FY2012 APPOINTED COUNSEL FEES AND EXPENSES PAID  
 IN DESCENDING ORDER BY TOTAL \$  
 Appointed Counsel then Service Providers**

| PAYEE                                     | TOTAL \$             | # OF CLAIMS   |
|---|----------------------|---------------|
| <b>APPOINTED COUNSEL</b>                  |                      |               |
| HUNTER J BURTON III                       | 601.00               | 1             |
| BOGARAD SHARON N                          | 568.80               | 1             |
| BLACKBURN & KOHARI PSC                    | 552.00               | 3             |
| JOHNSTON HOLROYD & ASSOC                  | 505.09               | 1             |
| BRECKINRIDGE DAVIS SPROLES & CHAPMAN PLLC | 486.50               | 1             |
| PATTON DREW LAW OFFICE                    | 427.50               | 1             |
| RODRIGUEZ VANESSA LYNN LAW OFFICES        | 420.29               | 3             |
| LOSCH & MCCOURT PLLC                      | 412.00               | 2             |
| DEMARINO SHELLY PLLC                      | 340.50               | 1             |
| BREWER & GIGGENBACH PLLC                  | 339.70               | 2             |
| LOHMANN JOHN A W                          | 332.43               | 2             |
| BAILEY STULTZ OLDAKER & GREENE PLLC       | 321.00               | 1             |
| BLAND & BLAND ATTORNEYS AT LAW LC         | 265.00               | 1             |
| BLAIR LAW OFFICES PLLC                    | 259.50               | 1             |
| KATZ WORKING FAMILIES LAW FIRM LC         | 218.52               | 1             |
| ROSE JOAN A                               | 215.60               | 2             |
| CHITTUM KENNETH E                         | 207.37               | 1             |
| POWELL LAW OFFICES                        | 191.50               | 1             |
| BEAVERS LAW FIRM PLLC                     | 181.32               | 2             |
| FARMER CLINE & CAMPBELL PLLC              | 177.50               | 2             |
| RYAN WILLIAM D                            | 141.46               | 1             |
| HALLINAN LAW OFFICES PLLC                 | 136.00               | 1             |
| WILEY LAW OFFICES PLLC                    | 106.85               | 1             |
| FORD LAW FIRM                             | 103.00               | 1             |
| HEDGES JONES WHITTIER & HEDGES            | 84.50                | 1             |
| MITCHELL JOHN R JR LAW OFFICE OF LC       | 73.00                | 1             |
| <b>APPOINTED COUNSEL TOTALS</b>           | <b>21,003,017.33</b> | <b>28,143</b> |

|   |           |    |
|---|-----------|----|
| <b>SERVICE PROVIDERS</b>                  |           |    |
| ADVANCED PSYCHOLOGICAL SERVICES           | 1,000.00  | 1  |
| ALLEGHENY CONSULTANT SERVICES INC         | 616.01    | 2  |
| ASHBURN CAROL A                           | 223.30    | 1  |
| BACKGROUND INVESTIGATIONS                 | 1,403.20  | 1  |
| BAKER LYNDE G                             | 296.45    | 1  |
| BARANOWSKI JAMES E CONSULTING LLC         | 1,500.00  | 1  |
| BECKETT HERMAN H                          | 5,151.50  | 6  |
| BETLER'S REPORTING & LEGAL VIDEO SERVICES | 190.95    | 1  |
| BISHOP GREGORY A                          | 7,452.94  | 14 |
| BLANKENSHIP D SHANNON                     | 308.00    | 1  |
| BRAMBLE CHARLES E III & ASSOCIATES        | 38,613.11 | 9  |
| BRAMS & ASSOCIATES INC                    | 3,207.66  | 1  |

**WEST VIRGINIA PUBLIC DEFENDER SERVICES  
 FY2012 APPOINTED COUNSEL FEES AND EXPENSES PAID  
 IN DESCENDING ORDER BY TOTAL \$  
 Appointed Counsel then Service Providers**

| PAYEE                                       | TOTAL \$  | # OF CLAIMS |
|---|-----------|-------------|
| <b>SERVICE PROVIDERS</b>                    |           |             |
| BUZZO BILL J JR                             | 1,768.25  | 2           |
| CABELLS PRIVATE INVESTIGATION               | 7,211.28  | 14          |
| CALLAHAN PETER J PLLC                       | 1,000.00  | 2           |
| CAPITOL CITY INVESTIGATIONS LLC             | 10,366.01 | 8           |
| CASTO INVESTIGATIONS INC                    | 1,441.50  | 2           |
| CHANDLER MARCIA L                           | 446.60    | 1           |
| CLAY BOB INVESTIGATIONS                     | 9,900.18  | 6           |
| CLAYMAN & ASSOCIATES PLLC                   | 17,600.50 | 8           |
| COFFINDAFFER LARRY K                        | 234.85    | 1           |
| COOK MARY K                                 | 1,790.25  | 3           |
| COOPERS INVESTIGATIVE AGENCY                | 14,653.27 | 11          |
| COURT REPORTING SERVICES INC                | 189.00    | 1           |
| CRASH ANALYSIS & RECONSTRUCTION LLC         | 8,624.89  | 1           |
| DARNALL DOUGLAS                             | 3,000.00  | 1           |
| DAVIS MEMORIAL HOSPITAL                     | 825.10    | 1           |
| DEAK INVESTIGATIONS                         | 12,982.75 | 28          |
| DILORENZO REPORTING SERVICE LLC             | 200.20    | 1           |
| DNA DIAGNOSTICS CENTER                      | 18,479.40 | 3           |
| DOWLER APRIL L                              | 318.75    | 1           |
| DRIVER AMY S                                | 12,750.00 | 1           |
| EASTERN PSYCHOLOGICAL SERVICES INC          | 2,615.00  | 3           |
| ENGLERT FORENSIC CONSULTANTS                | 27,462.67 | 2           |
| FAMILY & MARITAL COUNSELING CENTER INC      | 325.00    | 1           |
| FAMILY OPTIONS PROVIDERS INC                | 1,431.33  | 1           |
| FITZWATER RANDALL                           | 1,537.50  | 1           |
| FORENSIC PANEL CORP                         | 15,809.82 | 1           |
| FORENSIC PATHOLOGY CONSULTATION SERVICES PA | 2,680.00  | 2           |
| FORENSIC PSYCHIATRY PLLC                    | 40,700.00 | 29          |
| FORENSIC PSYCHOLOGY CENTER INC              | 83,778.46 | 48          |
| FREMOUW SIGLEY PSYCHOLOGICAL ASSOC PLLC     | 14,350.00 | 9           |
| GAUDIO ROBERT J                             | 1,500.00  | 1           |
| HALL JEANNE S                               | 1,224.30  | 2           |
| HANKINS MICHELE G                           | 296.40    | 1           |
| HARLOW STACY LLC                            | 5,437.10  | 13          |
| HARRIS REBECCA R                            | 323.40    | 1           |
| HART LESLIE W                               | 985.60    | 3           |
| HEALTHPORT TECHNOLOGIES LLC                 | 747.71    | 1           |
| HEARTLAND FORENSIC PATHOLOGY LLC            | 1,125.00  | 1           |
| HENDERSHOT PROCESS SERVING & INVESTIGATIONS | 5,027.96  | 13          |
| HERRON-RICE TRACY P                         | 3,615.15  | 5           |
| INTERNATIONAL DETECTIVE AGENCY CORPORATION  | 272.50    | 1           |

**WEST VIRGINIA PUBLIC DEFENDER SERVICES  
 FY2012 APPOINTED COUNSEL FEES AND EXPENSES PAID  
 IN DESCENDING ORDER BY TOTAL \$  
 Appointed Counsel then Service Providers**

| PAYEE  | TOTAL \$  | # OF CLAIMS |
|--|-----------|-------------|
| <b>SERVICE PROVIDERS</b>                           |           |             |
| INVESTIGATION DIVISION INC                         | 4,079.31  | 6           |
| INVESTIGATIVE ASSOCIATES INC                       | 7,424.17  | 24          |
| INVESTIGATIVE CONSULTANT                           | 1,200.00  | 2           |
| IVAUN BARBARA A                                    | 489.05    | 2           |
| IVIZE SERVICES INC                                 | 1,273.80  | 1           |
| JAMES RICHARD L PI                                 | 1,543.22  | 2           |
| JONES INVESTIGATIONS                               | 12,046.00 | 18          |
| JUSTICE KRISTEN S                                  | 3,080.00  | 1           |
| KENTUCKY MEDICAL SERVICES FOUNDATION INC           | 1,625.00  | 1           |
| KHAN ASAD H  | 4,950.00  | 2           |
| KLM INVESTIGATIONS                                 | 5,587.59  | 12          |
| KRADEL PAUL F                                      | 7,000.00  | 1           |
| KREEFER JULIE L                                    | 773.85    | 1           |
| KRIEG FRED JAY PHD & ASSOCIATES PLLC               | 18,400.00 | 10          |
| LANE DANNY INC                                     | 26,033.62 | 6           |
| LAUBACH MARTIN L                                   | 437.50    | 1           |
| LAUREL RIDGE PSYCHOLOGICAL ASSOC                   | 2,825.00  | 1           |
| LAW-SCIENCE TECHNOLOGIES INC                       | 343.75    | 1           |
| LENFEST CO ELKINS FAMILY COUNSELING CTR            | 3,717.20  | 2           |
| LEVIN & ASSOCIATES PLLC                            | 685.00    | 1           |
| LEX GROUP VA                                       | 2,227.11  | 2           |
| LITTLE KATHRYN S                                   | 2,086.10  | 7           |
| LOGSTON CONTRACTING HEATING & AIR CONDITIONING     | 2,475.00  | 4           |
| LUNSFORD WILLIAM G                                 | 681.60    | 2           |
| MACDONALD ROBERT J AGENCY INC                      | 846.80    | 2           |
| MACKENZIE GROUP LTD                                | 4,975.00  | 2           |
| MALTASE FIRE INVESTIGATION                         | 7,650.00  | 1           |
| MARANATHA PROFESSIONAL SERVICES                    | 27,341.76 | 34          |
| MCBRIDE THOMAS L                                   | 599.81    | 1           |
| MEDLEY KAREN A                                     | 195.50    | 1           |
| MERCY LIFE CENTER CORP DBA MERCY BEHAVIORAL HEALTH | 500.00    | 1           |
| MILLER LISA V                                      | 497.03    | 1           |
| MORRISON STEPHEN PRIVATE INVESTIGATIONS            | 5,935.30  | 3           |
| MOUNTAIN STATE INVESTIGATIONS                      | 1,110.00  | 1           |
| MOUNTAIN STATE PSYCHOLOGICAL SERVICES PLLC         | 3,550.00  | 2           |
| NATIONAL LEGAL RESEARCH GROUP INC                  | 532.87    | 1           |
| NORTHSTAR PERFORMANCE CONSULTING                   | 4,500.00  | 1           |
| OASIS BEAVIORAL HEALTH SERVICES LLC                | 1,875.00  | 1           |
| ORCHID CELLMARK INC                                | 1,500.00  | 1           |
| ORTEZA AILYNN MAE                                  | 1,500.00  | 1           |
| PATHOLOGY ASSOCIATES OF AMERICA INC                | 2,660.00  | 1           |

**WEST VIRGINIA PUBLIC DEFENDER SERVICES  
 FY2012 APPOINTED COUNSEL FEES AND EXPENSES PAID  
 IN DESCENDING ORDER BY TOTAL \$  
 Appointed Counsel then Service Providers**

| PAYEE                                     | TOTAL \$   | # OF CLAIMS |
|---|------------|-------------|
| <b>SERVICE PROVIDERS</b>                  |            |             |
| PATTERSON REPORTING                       | 234.00     | 1           |
| PAYNE & HODOUS LLP                        | 189.00     | 1           |
| PEACE OF MIND PSYCHOLOGICAL SERVICE       | 1,500.00   | 1           |
| PEDIATRIC NEUROLOGY INC                   | 3,500.00   | 1           |
| PETERS LARRY A INC                        | 12,491.32  | 13          |
| PMI MD LLC                                | 6,515.00   | 1           |
| PRIMARY PSYCHOLOGICAL CARE PLLC           | 9,750.00   | 6           |
| PROFESSIONAL SECURITY SERVICES LLC        | 552.22     | 1           |
| PSYCHOLOGICAL CONSULTING INC              | 8,100.00   | 7           |
| R S WHITE FORENSIC SERVICES               | 1,225.00   | 1           |
| RALEIGH PSYCHIATRIC SERVICES INC          | 350.00     | 1           |
| RICHARDSON DON R ASSOCIATES INC           | 9,000.00   | 1           |
| ROTOLO SUZANNE L                          | 675.00     | 1           |
| SAAR PSYCHOLOGICAL GROUP PLLC             | 3,050.00   | 2           |
| SCOTT RONALD R                            | 7,554.33   | 1           |
| SHOMER ROBERT                             | 4,000.00   | 1           |
| SIMMONS & SIMMONS LC                      | 851.25     | 1           |
| SLAYDEN CATHERINE A                       | 6,964.65   | 7           |
| SORENSEN TAMARA                           | 1,012.50   | 2           |
| SPAULDING PSYCHOLOGICAL SERVICES PLLC     | 600.00     | 1           |
| SPECIAL SECURITY SERVICES LLC             | 5,804.69   | 5           |
| SPITZ DANIEL J                            | 2,800.00   | 1           |
| STEVENS JOHN L                            | 337.14     | 1           |
| STEVENS PRIVATE INVESTIGATIONS & SECURITY | 2,631.00   | 9           |
| STEWART ROBERT D                          | 8,386.00   | 20          |
| STUTCHMAN GREGG & ASSOCIATES.             | 3,110.50   | 1           |
| STYERS GERALD R                           | 1,208.05   | 1           |
| TASA GROUP INC                            | 12,415.00  | 3           |
| TORSNEY JACK R JR                         | 5,650.00   | 3           |
| TOTAL PROTECTION SERVICES                 | 1,500.00   | 2           |
| TRAFFIC SAFETY CONSULTANTS INC            | 9,374.87   | 1           |
| TRAINOR GREGORY E MA & ASSOC              | 5,575.00   | 3           |
| TRANSLINGUAL LLC                          | 165.00     | 1           |
| TRI S INVESTIGATIONS INC                  | 142,354.29 | 328         |
| UNIV PHYSICIANS & SURGEONS                | 3,000.00   | 1           |
| UNIVERSITY HEALTH ASSOCIATES              | 11,525.00  | 8           |
| USCINSKI RONALD H MD INC                  | 3,500.00   | 2           |
| VALLEY COMPREHENSIVE COMM MHC INC         | 360.00     | 1           |
| VAUGHAN INVESTIGATIONS                    | 30,176.34  | 38          |
| VESEL FRANK J                             | 3,811.50   | 2           |
| WHEELER INVESTIGATIONS                    | 480.45     | 1           |

**WEST VIRGINIA PUBLIC DEFENDER SERVICES  
 FY2012 APPOINTED COUNSEL FEES AND EXPENSES PAID  
 IN DESCENDING ORDER BY TOTAL \$  
 Appointed Counsel then Service Providers**

| PAYEE                          | TOTAL \$             | # OF CLAIMS   |
|--------------------------------|----------------------|---------------|
| <b>SERVICE PROVIDERS</b>       |                      |               |
| WINDOM DEBRA M                 | 2,457.20             | 3             |
| WOLFE PARALEGAL SERVICES LLC   | 4,101.19             | 2             |
| WOODS INVESTIGATIONS           | 43,770.30            | 31            |
| WOODS PAMELA R                 | 625.00               | 1             |
| WYATT WILLIAM J                | 1,700.00             | 1             |
| YOUNG JEFFREY STEPHEN          | 800.00               | 2             |
| <b>SERVICE PROVIDERS TOTAL</b> | <b>957,476.53</b>    | <b>962</b>    |
| <b>GRAND TOTAL</b>             | <b>21,960,493.86</b> | <b>29,124</b> |

# **APPOINTED COUNSEL FEES & EXPENSES PAID BY PAYEE ALPHABETICAL ORDER**

**WEST VIRGINIA PUBLIC DEFENDER SERVICES  
 FY2012 APPOINTED COUNSEL FEES AND EXPENSES PAID  
 ALPHABETICAL ORDER  
 Appointed Counsel then Service Providers**

| PAYEE                                 | TOTAL \$   | # OF CLAIMS |
|---------------------------------------|------------|-------------|
| <b>APPOINTED COUNSEL</b>              |            |             |
| <b>A</b>                              |            |             |
| ABRAHAM & ILBERTON PLLC               | 9,439.50   | 33          |
| ABSTEN ROBERT W                       | 2,500.00   | 1           |
| ADAMS FISHER & CHAPPELL PLLC          | 3,757.63   | 1           |
| ADKINS CARL PLLC                      | 7,376.00   | 20          |
| AHLBORN COURTNEY L LAW OFFICE OF PLLC | 47,073.39  | 92          |
| ALBERTY MICHAEL C                     | 10,183.28  | 6           |
| ALLEN KOPET & ASSOCIATES PLLC         | 1,400.30   | 1           |
| AMICK LAW FIRM PLLC                   | 22,535.50  | 49          |
| ANDERSON JOHN CLARK II                | 51,755.86  | 80          |
| ANTOLINI KRISTEN D                    | 1,456.00   | 7           |
| ARBUCKLE DOUGLAS H                    | 100,350.07 | 130         |
| ARNOLD & BAILEY PLLC                  | 22,805.75  | 43          |
| ASBURY LAW OFFICE PLLC                | 45,937.15  | 39          |
| ASHLEY ANITA HAROLD                   | 30,891.54  | 109         |
| ATKINS & OGLE LAW OFFICE LC           | 22,207.61  | 32          |
| ATKINS JAMES B                        | 32,235.63  | 42          |
| AUCREMANNE JOSEPH                     | 4,873.36   | 6           |
| AVIS WITTEN & WANDLING LC             | 74,513.56  | 159         |
| <b>B</b>                              |            |             |
| BACHMANN HESS BACHMANN & GARDEN       | 2,652.40   | 1           |
| BAILESS LAW PLLC                      | 34,346.26  | 52          |
| BAILEY & HOWARD PLLC                  | 34,299.30  | 36          |
| BAILEY DENNIS R                       | 65,593.71  | 83          |
| BAILEY REGGIE R                       | 42,859.29  | 108         |
| BAILEY STULTZ OLDAKER & GREENE PLLC   | 321.00     | 1           |
| BAKER & BROWN PLLC                    | 8,423.05   | 31          |
| BAKER MARVIN J                        | 3,077.00   | 2           |
| BALDWIN SHANNON L ATTY AT LAW PLLC    | 43,146.00  | 44          |
| BALL GREGORY K                        | 40,573.88  | 51          |
| BARNETT KENNETH J LC                  | 2,941.46   | 10          |
| BARNETT KENNETH J PC                  | 622.40     | 1           |
| BARR JACK C                           | 1,517.05   | 1           |
| BARRAT ROBERT E                       | 14,444.99  | 39          |
| BARRY CHAD D LC                       | 42,947.47  | 84          |
| BAUMGARTEL ROLF E                     | 10,217.70  | 50          |
| BAYLISS SHAWN D                       | 78,144.66  | 90          |
| BEAN & BEAN                           | 22,038.87  | 36          |
| BEAVERS LAW FIRM PLLC                 | 181.32     | 2           |
| BECK GARTH W                          | 23,150.70  | 69          |

**WEST VIRGINIA PUBLIC DEFENDER SERVICES  
 FY2012 APPOINTED COUNSEL FEES AND EXPENSES PAID  
 ALPHABETICAL ORDER  
 Appointed Counsel then Service Providers**

| PAYEE  | TOTAL \$   | # OF CLAIMS |
|--|------------|-------------|
| <b>APPOINTED COUNSEL</b>                                     |            |             |
| BELLOMY & TURNER LC  | 69,891.83  | 305         |
| BENFORD LEE F II   | 26,443.32  | 20          |
| BIDDLE JACQUELYN STOUT                                       | 23,459.32  | 13          |
| BISCHOFF LAW FIRM PLLC                                       | 30,062.24  | 37          |
| BLACKBURN & KOHARI PSC                                       | 552.00     | 3           |
| BLAIR JERRY  | 88,630.41  | 74          |
| BLAIR LAW OFFICES PLLC                                       | 259.50     | 1           |
| BLAND & BLAND ATTORNEYS AT LAW LC                            | 265.00     | 1           |
| BLYLER HOWARD J  | 32,521.42  | 77          |
| BODEN NEIL V   | 2,487.74   | 4           |
| BOGARAD SHARON N   | 568.80     | 1           |
| BOTTNER & SKILLMAN   | 20,441.64  | 35          |
| BOWERS JEFFREY S   | 20,168.49  | 20          |
| BRADLEY LAW OFFICE PLLC                                      | 28,347.57  | 34          |
| BRAGG STEVEN M LAW OFFICE OF PLLC                            | 1,224.20   | 1           |
| BRANCAZIO HELEN M  | 22,981.63  | 41          |
| BRANHAM LYNDSEY M  | 4,673.39   | 21          |
| BRECKINRIDGE DAVIS SPROLES & CHAPMAN PLLC                    | 486.50     | 1           |
| BREWER & GIGGENBACH PLLC                                     | 339.70     | 2           |
| BREWSTER MORHOUS CAMERON CARUTH MOORE KERSEY & STAFFORD PLLC | 21,351.72  | 16          |
| BRIGHT ROBERT W  | 1,478.92   | 8           |
| BRILL JONATHAN G PLLC  | 24,562.34  | 48          |
| BRISCOE L SCOTT  | 138,794.10 | 183         |
| BROOKS JOHN B  | 46,652.89  | 37          |
| BROWN SCOTT C LAW OFFICE                                     | 6,174.37   | 3           |
| BROWN-BAILEY COLLEEN MICHELLE                                | 3,179.99   | 2           |
| BRYAN CARSON N   | 17,482.77  | 50          |
| BRYAN JOHN H   | 1,592.97   | 5           |
| BUCCI BAILEY & JAVINS LC                                     | 6,383.64   | 13          |
| BUCK & PRENTICE PLLC   | 15,169.64  | 10          |
| BUCK DALE LAW OFFICE OF PLLC                                 | 31,973.52  | 22          |
| BUCY WINIFRED L  | 6,165.50   | 6           |
| BUEL TOBY J ESTATE OF  | 23,585.48  | 40          |
| BULLMAN & BULLMAN  | 77,924.27  | 81          |
| BURCHAM JEFFREY G  | 697.95     | 1           |
| BURDETTE KRISTINE ADELE                                      | 16,306.19  | 52          |
| BURTON LAW OFFICE  | 21,648.93  | 13          |
| BUSCH ZURBUCH & THOMPSON PLLC                                | 1,469.68   | 3           |
| BUTLER JOHN M  | 1,174.50   | 1           |
| BYRER F SAMUEL PLLC  | 23,554.47  | 14          |

**WEST VIRGINIA PUBLIC DEFENDER SERVICES  
 FY2012 APPOINTED COUNSEL FEES AND EXPENSES PAID  
 ALPHABETICAL ORDER  
 Appointed Counsel then Service Providers**

| PAYEE  | TOTAL \$   | # OF CLAIMS |
|--|------------|-------------|
| <b>APPOINTED COUNSEL</b>                       |            |             |
| <b>C</b>                                       |            |             |
| CALLAGHAN & CALLAGHAN PLLC                     | 28,992.70  | 21          |
| CAMPBELL FLANNERY PC                           | 2,487.00   | 5           |
| CARBONE & BLAYDES PLLC                         | 9,879.98   | 13          |
| CAREY JAMES T                                  | 98,739.38  | 135         |
| CARL KEATON FRAZER & MILLESON PLLC             | 33,804.00  | 82          |
| CARR JOHN A ATTORNEY AT LAW PLLC               | 50,943.61  | 66          |
| CARR LAW OFFICES PLLC                          | 21,539.00  | 34          |
| CARRICO LAW OFFICES LC                         | 931.24     | 1           |
| CASEYS LAW OFFICE                              | 6,392.96   | 12          |
| CASELL & CREWE PC                              | 23,317.02  | 17          |
| CASSIDY MYERS COGAN & VOEGELIN LC              | 34,358.71  | 2           |
| CASTEEL & ALLENDER PLLC                        | 154,791.05 | 152         |
| CASTEEL & POLING PLLC                          | 26,740.83  | 13          |
| CHASE JOHN K IV                                | 25,639.42  | 28          |
| CHATTIN ANDREW B                               | 42,699.63  | 45          |
| CHILDERS SHARON K                              | 128,007.02 | 93          |
| CHILDLAW SERVICES INC                          | 116,231.73 | 93          |
| CHITTUM KENNETH E                              | 207.37     | 1           |
| CICCARELLO DEL GUIDICE & LAFON                 | 16,244.06  | 16          |
| CILIBERTI LAW OFFICE PLLC                      | 7,631.82   | 16          |
| CISCO-STURGELL KATHRYN                         | 23,331.00  | 22          |
| CLARKE D RANDALL                               | 5,589.80   | 3           |
| CLEVENGER JAMES C LAW OFFICE OF                | 23,271.03  | 37          |
| CLIFFORD MICHAEL T                             | 6,352.80   | 2           |
| CLINE COLIN M ATTY AT LAW                      | 3,905.69   | 11          |
| CLYBURN BRENT A LAW OFFICE                     | 74,379.60  | 93          |
| COLLINS LAW FIRM                               | 30,202.67  | 63          |
| COLLINS LAW OFFICE PLLC                        | 13,113.50  | 20          |
| COLVIN NICHOLAS FORREST ESQ LAW OFFICE OF PLLC | 88,126.76  | 72          |
| CONAWAY & CONAWAY                              | 18,227.06  | 56          |
| CONRAD & CONRAD                                | 14,128.69  | 16          |
| CONWAY LAW OFFICE                              | 88,233.39  | 303         |
| COOK & COOK                                    | 32,153.50  | 48          |
| COOK BRANDON S                                 | 8,734.75   | 24          |
| COOKE MICHAEL P                                | 120,419.13 | 224         |
| COOPER CHRISTOPHER W                           | 11,921.31  | 8           |
| COREY DANIEL S                                 | 120,112.00 | 127         |
| COSNER LAW OFFICE                              | 42,871.36  | 97          |
| COURTRIGHT LAW OFFICES                         | 101,390.65 | 205         |
| COWDEN ALLISON ADYNEIC                         | 55,764.34  | 17          |

**WEST VIRGINIA PUBLIC DEFENDER SERVICES  
 FY2012 APPOINTED COUNSEL FEES AND EXPENSES PAID  
 ALPHABETICAL ORDER  
 Appointed Counsel then Service Providers**

| PAYEE                             | TOTAL \$   | # OF CLAIMS |
|-----------------------------------|------------|-------------|
| <b>APPOINTED COUNSEL</b>          |            |             |
| CRAIG A COURTENAY                 | 1,912.50   | 1           |
| CROMLEY BRYAN S                   | 13,298.80  | 62          |
| CURNUTTE LAW OFFICE               | 57,234.21  | 88          |
| CURRY AMOS & ASSOCIATES LC        | 24,360.41  | 44          |
| CZARNIK R THOMAS & ASSOCIATES     | 27,886.39  | 50          |
| <b>D</b>                          |            |             |
| DALBY NANCY A ATTY AT LAW PLLC    | 109,256.82 | 38          |
| DALTON MARSHA                     | 70,196.12  | 58          |
| DASCOLI LAW OFFICES               | 154,286.28 | 90          |
| DAVIS & CHAPMAN PLLC              | 18,618.63  | 24          |
| DAVIS KEVIN P                     | 2,375.00   | 2           |
| DAVIS R STEPHEN                   | 9,763.00   | 7           |
| DAWSON DAVID M                    | 13,736.55  | 44          |
| DEAN WILLIAM P                    | 19,614.44  | 24          |
| DEMARINO SHELLY PLLC              | 340.50     | 1           |
| DEMOSS DAVID B                    | 59,635.90  | 90          |
| DEVALL OLIVIA S HARRIS            | 18,231.84  | 19          |
| DILLON WELLS H                    | 136,647.23 | 175         |
| DINARDI PETER D                   | 3,448.74   | 3           |
| DINSMORE & SHOHL LLP              | 6,831.11   | 6           |
| DOOLEY LAW FIRM                   | 848.28     | 3           |
| DOUGLASS ERNEST M                 | 46,081.26  | 96          |
| DOWNEY MARY M                     | 3,157.64   | 1           |
| DRAKE LAW OFFICE LC               | 64,044.57  | 73          |
| DRIVER CHARLES S III              | 34,348.67  | 72          |
| DUFFY KEVIN C                     | 28,447.50  | 26          |
| DUNLAP ROBERT ESQ PLLC            | 12,676.87  | 14          |
| DYER LAW OFFICES                  | 22,000.94  | 23          |
| <b>E</b>                          |            |             |
| EACHUS MICHAEL N                  | 26,001.45  | 38          |
| ELLEM LAW OFFICE                  | 15,289.46  | 77          |
| ERHARD CRAIG P LAW OFFICE OF PLLC | 33,370.34  | 69          |
| ESCUE & PRITT LAW OFFICE CO       | 103,689.23 | 205         |
| EVANS THOMAS HANNA PLLC           | 120,062.68 | 119         |
| EVERETT MARK ATTORNEY AT LAW PLLC | 24,973.94  | 40          |

**WEST VIRGINIA PUBLIC DEFENDER SERVICES  
 FY2012 APPOINTED COUNSEL FEES AND EXPENSES PAID  
 ALPHABETICAL ORDER  
 Appointed Counsel then Service Providers**

| PAYEE                              | TOTAL \$   | # OF CLAIMS |
|------------------------------------|------------|-------------|
| <b>APPOINTED COUNSEL</b>           |            |             |
| <b>F</b>                           |            |             |
| FAERBER KRISTOPHER                 | 63,611.50  | 50          |
| FAIR MATTHEW H                     | 25,770.44  | 43          |
| FARMER CLINE & CAMPBELL PLLC       | 177.50     | 2           |
| FARNSWORTH LAW OFFICE              | 38,620.42  | 35          |
| FAST LAW OFFICE LC                 | 2,159.69   | 7           |
| FERRIS HOWARD M                    | 2,511.50   | 4           |
| FILE PAYNE SCHERER & FILE          | 1,030.20   | 3           |
| FITTRO JONATHAN                    | 59,620.73  | 79          |
| FITZWATER TRAVIS R                 | 17,957.57  | 12          |
| FLESHER W STEPHEN                  | 9,599.03   | 8           |
| FLINCHUM R KEITH                   | 223,637.15 | 181         |
| FOLICKMAN PAMELA R LAW OFFICE OF   | 81,163.50  | 118         |
| FOLWELL NORMAN L                   | 1,903.00   | 11          |
| FORBES LAW OFFICES PLLC            | 39,643.24  | 48          |
| FORD LAW FIRM                      | 103.00     | 1           |
| FORESTER WILLIAM T                 | 33,102.96  | 45          |
| FRAGILE PAT C                      | 16,900.50  | 19          |
| FRIEND & ROZAS LLC                 | 2,884.00   | 10          |
| FROBLE MICHAEL E                   | 18,976.56  | 26          |
| FUDA THOMAS L PLLC                 | 75,514.42  | 60          |
| FURNER DEAN A ATTORNEY AT LAW PLLC | 19,517.45  | 62          |
| <b>G</b>                           |            |             |
| GALFORD RANDALL W                  | 7,873.03   | 14          |
| GALL D CONRAD                      | 15,797.74  | 34          |
| GARDNER GENE W LAW OFFICE          | 4,817.33   | 2           |
| GARLOW RICHELLE KEENER             | 14,346.43  | 26          |
| GARNES DESIREE LYNNETTE            | 35,976.16  | 31          |
| GARRETT & GARRETT                  | 165,680.88 | 198         |
| GARVIN LAW PLLC                    | 38,156.30  | 35          |
| GEARY & GEARY LC                   | 70,527.52  | 66          |
| GENTILOZZI & ASSOCIATES            | 37,300.75  | 41          |
| GENTILOZZI & ASSOCIATES PLLC       | 11,762.95  | 36          |
| GERBER JAY W JR                    | 39,704.42  | 68          |
| GERLACH LAW                        | 14,781.14  | 6           |
| GIANOLA BARNUM WIGAL & LONDON LC   | 2,441.89   | 2           |
| GIATRAS LAW FIRM PLLC              | 15,946.86  | 20          |
| GIBSON LEFLER & ASSOCIATES         | 23,632.79  | 32          |
| GIGGENBACH ELIZABETH               | 2,332.40   | 1           |
| GIGGENBACH MELISSA J               | 2,414.15   | 1           |

**WEST VIRGINIA PUBLIC DEFENDER SERVICES  
 FY2012 APPOINTED COUNSEL FEES AND EXPENSES PAID  
 ALPHABETICAL ORDER  
 Appointed Counsel then Service Providers**

| PAYEE                                   | TOTAL \$   | # OF CLAIMS |
|---|------------|-------------|
| <b>APPOINTED COUNSEL</b>                |            |             |
| GLASS DEFENSE FIRM                      | 1,042.50   | 2           |
| GREENBAUM STEVEN A ESQ ATTY AT LAW PLLC | 72,821.91  | 82          |
| GREENE TRACIE L                         | 93,232.63  | 89          |
| GREINER & CYRUS LC                      | 28,612.18  | 34          |
| GRIFFITH BETSY                          | 35,857.84  | 27          |
| GRINDO DANIEL R LAW OFFICE OF PLLC      | 163,706.37 | 179         |
| GRUNAU DAVID M                          | 22,340.84  | 41          |
| GUNN ERICA BRANNON ATT AT LAW PLLC      | 21,556.76  | 43          |
| GUNNOE LAW OFFICE                       | 71,480.93  | 130         |
| GURGANUS LAW OFFICE PLLC                | 9,199.87   | 14          |
| <b>H</b>                                |            |             |
| HALL DWIGHT R                           | 67,423.05  | 86          |
| HALL KAREN L                            | 3,646.50   | 25          |
| HALLINAN LAW OFFICES PLLC               | 136.00     | 1           |
| HAMILTON CHARLES R                      | 115,985.08 | 130         |
| HAMILTON NEAL J                         | 7,672.48   | 27          |
| HANCOCK & SEARS                         | 19,960.31  | 10          |
| HANDLEY & HUNT PLLC                     | 23,323.28  | 34          |
| HARBOUR PAULA L PLLC                    | 2,268.51   | 3           |
| HARMAN MARLA ZELENE                     | 76,317.47  | 46          |
| HARRIS & HOLMES LAW OFFICE PLLC         | 2,118.30   | 1           |
| HARRIS CHRISTIAN R                      | 2,138.00   | 3           |
| HARSH LAW LC                            | 70,403.04  | 102         |
| HART DAVID W                            | 6,359.64   | 12          |
| HART LAW CENTER                         | 32,774.32  | 32          |
| HARVEY & JANUTOLO                       | 133,765.30 | 197         |
| HASSAN LAW OFFICE                       | 63,502.40  | 84          |
| HATFIELD & HATFIELD PLLC                | 33,896.14  | 54          |
| HATFIELD MCGINNIS E                     | 7,950.12   | 10          |
| HAUGHT IRA M                            | 119,828.01 | 61          |
| HAWKINS JAMES E JR                      | 104,963.47 | 174         |
| HAYDEN & HART PLLC                      | 47,684.55  | 99          |
| HAYNIE BELINDA A                        | 36,774.49  | 55          |
| HEDGES JONES WHITTIER & HEDGES          | 84.50      | 1           |
| HEDGES LYONS & SHEPHERD PLLC            | 39,049.71  | 29          |
| HENDERSON HENDERSON & STAPLES LC        | 5,001.80   | 4           |
| HENRY REGINALD D ATTORNEY AT LAW PLLC   | 5,452.00   | 10          |
| HERNDON STEPHEN D                       | 17,712.69  | 13          |
| HEWITT & SALVATORE PLLC                 | 1,272.57   | 2           |
| HEWITT JENNIFER DAY                     | 5,195.20   | 12          |

**WEST VIRGINIA PUBLIC DEFENDER SERVICES  
 FY2012 APPOINTED COUNSEL FEES AND EXPENSES PAID  
 ALPHABETICAL ORDER  
 Appointed Counsel then Service Providers**

| PAYEE                           | TOTAL \$   | # OF CLAIMS |
|---------------------------------|------------|-------------|
| <b>APPOINTED COUNSEL</b>        |            |             |
| HICKS NATHAN A PLLC             | 13,528.26  | 5           |
| HILL DAVID L                    | 24,420.56  | 50          |
| HILL JOHNSON LAW PLLC           | 90,522.61  | 113         |
| HINERMAN HOLLY W                | 17,537.01  | 21          |
| HINKLE BRYAN S                  | 4,778.28   | 9           |
| HIVELY HERBERT L II             | 84,927.26  | 231         |
| HOBBS MARK E                    | 33,408.20  | 17          |
| HODGES & CAMPBELL PC            | 11,128.71  | 14          |
| HODGES & RIFFLE PLLC            | 14,587.28  | 19          |
| HOLDREN JASON D                 | 28,866.60  | 42          |
| HOLLANDSWORTH RICHARD W         | 71,559.60  | 78          |
| HOLROYD FRED F III              | 57,990.08  | 60          |
| HOOSIER LAW FIRM PLLC           | 126,208.93 | 87          |
| HOOVER ANDREWS PLLC             | 6,971.31   | 3           |
| HOOVER RANDY D                  | 1,145.00   | 5           |
| HOUCK G TODD ATTORNEY AT LAW LC | 64,443.41  | 62          |
| HOWLEY LOREN B                  | 3,556.50   | 8           |
| HUDNALL MARK D                  | 6,016.50   | 18          |
| HUFFMAN WILLIAM O               | 39,802.92  | 47          |
| HUGHART KEVIN W                 | 78,447.95  | 101         |
| HUMBERSON DON A                 | 2,407.30   | 4           |
| HUNTER J BURTON III             | 601.00     | 1           |
| HUNTER LAW OFFICES              | 1,837.62   | 4           |
| HYER & LITTLEPAGE               | 4,465.84   | 5           |
| HYLTON LAW OFFICE PLLC          | 1,621.47   | 2           |
| HYRE LAW OFFICE PLLC            | 14,073.27  | 17          |
|                                 |            |             |
| <b>J</b>                        |            |             |
| JACKSON-GILLISON HELEN L        | 11,896.46  | 7           |
| JACOVETTY GERALD G JR LC        | 169,929.50 | 307         |
| JAMES LAW FIRM                  | 22,175.27  | 28          |
| JARRELL ROBERT STEPHEN          | 56,521.49  | 67          |
| JOHNSON REBECCA S LAW OFFICE OF | 15,275.00  | 38          |
| JOHNSON SHANNON S               | 13,765.65  | 43          |
| JOHNSTON HOLROYD & ASSOC        | 505.09     | 1           |
| JOHNSTONE & GABHART LLP         | 15,741.93  | 10          |
| JONES BENNY G                   | 1,528.00   | 6           |
| JONES STEVEN A LC               | 33,813.89  | 33          |
| JUBA-PLUMLEY ROSALEE            | 20,111.50  | 21          |

**WEST VIRGINIA PUBLIC DEFENDER SERVICES  
 FY2012 APPOINTED COUNSEL FEES AND EXPENSES PAID  
 ALPHABETICAL ORDER  
 Appointed Counsel then Service Providers**

| PAYEE                                   | TOTAL \$   | # OF CLAIMS |
|---|------------|-------------|
| <b>APPOINTED COUNSEL</b>                |            |             |
| JUDY & JUDY                             | 38,769.00  | 71          |
| JURCO JOHN M                            | 14,776.52  | 4           |
| JUSTICE FOR ALL LEGAL SERVICES          | 9,032.77   | 41          |
| <b>K</b>                                |            |             |
| KARICKHOFF DAVID                        | 61,362.49  | 117         |
| KARR DAVID JR                           | 2,842.23   | 2           |
| KARR THOMAS B                           | 19,722.29  | 78          |
| KATZ KANTOR STONESTREET & BUCKNER PLLC  | 39,435.57  | 84          |
| KATZ WORKING FAMILIES LAW FIRM LC       | 218.52     | 1           |
| KAUFMAN & MCPHERSON PLLC                | 12,775.01  | 6           |
| KAYSER LAYNE & CLARK PLLC               | 8,693.96   | 25          |
| KEESEY RYAN HAMILTON                    | 5,665.37   | 11          |
| KELLEY DAVID B LAW OFFICE               | 190,644.93 | 253         |
| KELLEY LAW OFFICE                       | 8,222.50   | 18          |
| KIGER TIMOTHY R                         | 12,165.65  | 32          |
| KING WAYNE                              | 47,683.50  | 57          |
| KIRKPATRICK LAW OFFICE PLLC             | 7,391.50   | 6           |
| KLATT LAW OFFICES                       | 21,071.62  | 36          |
| KLIE LAW OFFICES PLLC                   | 2,803.75   | 2           |
| KOHOUT EDWARD R LAW OFFICES OF PLLC     | 12,524.71  | 22          |
| KOSTOL KAREN B                          | 20,531.66  | 29          |
| KRATOVIL LAW OFFICES PLLC               | 31,566.03  | 29          |
| KRIVONYAK JOHN C                        | 7,623.50   | 10          |
| KUENZEL & ASSOCIATES PLLC               | 39,226.70  | 58          |
| KUPEC & ASSOCIATES PLLC                 | 4,246.00   | 2           |
| KURELAC LAW OFFICE PLLC                 | 128,457.17 | 126         |
| <b>L</b>                                |            |             |
| LACARIA PHILIP A                        | 98,517.50  | 76          |
| LAISHLEY JOHN                           | 41,956.62  | 31          |
| LAMORA RAYMOND K III LAW OFFICE OF PLLC | 7,571.19   | 25          |
| LANHAM JOHN S                           | 40,603.21  | 36          |
| LANTZ LAW OFFICE                        | 32,683.10  | 23          |
| LASH FRANKLIN W                         | 22,632.86  | 23          |
| LEFLER & BOGGS PLLC                     | 40,186.88  | 54          |
| LESTER WILLIAM M                        | 171,011.15 | 146         |
| LEWIS AMANDA L                          | 3,660.98   | 2           |
| LOCKWOOD & LOCKWOOD                     | 26,945.50  | 57          |
| LOGUE SEAN PLLC                         | 20,897.19  | 27          |
| LOHMANN JOHN A W                        | 332.43     | 2           |

**WEST VIRGINIA PUBLIC DEFENDER SERVICES  
 FY2012 APPOINTED COUNSEL FEES AND EXPENSES PAID  
 ALPHABETICAL ORDER  
 Appointed Counsel then Service Providers**

| PAYEE                             | TOTAL \$   | # OF CLAIMS |
|-----------------------------------|------------|-------------|
| <b>APPOINTED COUNSEL</b>          |            |             |
| LONG LAW OFFICES PLLC             | 52,455.55  | 67          |
| LONG ROBBY N LAW OFFICE OF LC     | 73,506.22  | 102         |
| LORD JASON S                      | 20,897.79  | 33          |
| LOSCH & MCCOURT PLLC              | 412.00     | 2           |
| LOUDERBACK ROBIN R                | 7,100.33   | 11          |
| LOVE JAY CARTER                   | 28,780.00  | 147         |
| LUCAS MICHAEL WILLIAM III         | 12,998.91  | 5           |
| LUPARDUS LAW OFFICE               | 160,710.62 | 252         |
| LUSK KYLE G                       | 7,942.07   | 19          |
| LUTTRELL & PREZIOSO PLLC          | 49,636.22  | 35          |
| LYALL JERRY M                     | 25,733.33  | 47          |
| <b>M</b>                          |            |             |
| MACCORKLE LAVENDER & SWEENEY PLLC | 1,769.64   | 4           |
| MADDEN LAW OFFICES                | 682.50     | 2           |
| MAGANN LAW OFFICE PLLC            | 135,614.37 | 68          |
| MAIER LAW OFFICE LLC              | 59,150.30  | 71          |
| MALLETT SHANE M LAW OFFICES       | 32,345.02  | 58          |
| MANFORD BYRON CRAIG               | 9,279.78   | 4           |
| MANYPENNY JOSEPH PERRY ESTATE     | 23,682.58  | 39          |
| MANYPENNY RAINES LAW OFFICE PLLC  | 14,862.07  | 26          |
| MAPOTHER & MAPOTHER PSC           | 5,699.29   | 6           |
| MARTENEY MICHAEL PAUL             | 35,618.47  | 48          |
| MARTIN R A LAW                    | 1,304.40   | 5           |
| MARTINO GARY J                    | 12,793.00  | 31          |
| MAUSER BERNARD R                  | 10,864.06  | 37          |
| MAUZY JEFFERY T                   | 27,994.02  | 43          |
| MAZZEI ROCCO E                    | 112,466.21 | 72          |
| MCCAMIC SACCO & MCCOID PLLC       | 24,323.34  | 21          |
| MCCOY JAMES A JR                  | 48,146.00  | 45          |
| MCDERMOTT DANA P                  | 34,142.08  | 3           |
| MCDONOUGH C EDWARD                | 11,638.00  | 21          |
| MCFARLAND JOSEPH W JR             | 53,252.81  | 77          |
| MCGEELAW                          | 64,909.45  | 95          |
| MCGHEE NANCY L                    | 29,378.98  | 57          |
| MCGRAW LAW OFFICES                | 98,414.41  | 69          |
| MCINTYRE RHONDA M                 | 11,865.75  | 9           |
| MCNEER HIGHLAND MCMUNN VARNER LC  | 110,770.76 | 174         |
| MCQUADE RUTH A LAW OFFICE OF      | 61,859.72  | 51          |
| MESLER LAW OFFICES                | 30,320.52  | 41          |
| MEYER FORD GLASSER & RADMAN PLLC  | 27,830.00  | 63          |
| MICHAEL NELSON M LC               | 40,354.39  | 124         |

**WEST VIRGINIA PUBLIC DEFENDER SERVICES  
 FY2012 APPOINTED COUNSEL FEES AND EXPENSES PAID  
 ALPHABETICAL ORDER  
 Appointed Counsel then Service Providers**

| PAYEE                               | TOTAL \$   | # OF CLAIMS |
|-------------------------------------|------------|-------------|
| <b>APPOINTED COUNSEL</b>            |            |             |
| MIELKE WAYNE ROBERT                 | 38,187.06  | 7           |
| MILLER CHRISTOPHER H                | 19,099.16  | 63          |
| MILLS KEVIN D & ASSOCIATES PLLC     | 26,587.96  | 10          |
| MIRHOSEINI DAVID C                  | 14,685.00  | 6           |
| MITCHELL JOHN R JR LAW OFFICE OF LC | 73.00      | 1           |
| MITCHELL JOHN R LC                  | 3,013.50   | 3           |
| MIZE LAW FIRM PLLC                  | 8,747.52   | 1           |
| MOFFATT CHRISTOPHER G               | 199,961.55 | 105         |
| MOLESSA HEATHER IRELAND             | 4,743.36   | 3           |
| MONTGOMERY PAUL A                   | 18,763.52  | 29          |
| MONTORO HARRY P LAW OFFICE OF PLLC  | 43,367.91  | 84          |
| MOORE DAVID K                       | 41,016.17  | 31          |
| MOOREHEAD CHRISTOPHER S             | 29,855.17  | 28          |
| MORAN JANE LAW OFFICE               | 37,678.75  | 70          |
| MORGAN DENNIE S JR                  | 79,990.95  | 64          |
| MORGAN E LAVOYD JR                  | 49,983.53  | 31          |
| MORGAN THEODORE E                   | 8,259.20   | 5           |
| MORGAN TONY                         | 31,222.10  | 64          |
| MORGAN WARD                         | 13,497.57  | 20          |
| MOSES JOSEPH J                      | 99,817.40  | 30          |
| MOUNTAINEER LEGAL SERVICES PLLC     | 166,680.08 | 255         |
| MOYE LAW OFFICE                     | 18,876.05  | 32          |
| MOYE LISA M                         | 4,743.50   | 6           |
| MULLENS & MULLENS PLLC              | 6,522.98   | 29          |
| MUNOZ A JOSEPH LAW FIRM OF          | 53,168.50  | 47          |
| MURPHY LEGAL SOLUTIONS PLLC         | 16,447.00  | 26          |
| MUSGRAVE & MUSGRAVE                 | 24,271.56  | 45          |
| MYERS JESSICA E                     | 33,613.11  | 23          |
|                                     |            |             |
| <b>N</b>                            |            |             |
| NAILING JOYCE E                     | 2,635.58   | 5           |
| NANNERS & WILLETT LC LAW OFFICES OF | 238,090.20 | 275         |
| NAVY L VICTOR                       | 52,961.43  | 84          |
| NEISWONGER & WHITE                  | 94,337.86  | 223         |
| NESSER LAW FIRM                     | 83,853.36  | 56          |
| NESTOR WILLIAM T PLLC               | 66,321.81  | 76          |
| NEW STEPHEN P LC                    | 6,498.89   | 6           |
| NOEL WILLIAM C JR                   | 1,226.86   | 1           |
| NOGAY CATHRYN A                     | 69,333.97  | 27          |
| NOLAN LAW FIRM                      | 47,232.43  | 71          |
| NOONE ROBERT T                      | 64,514.82  | 20          |

**WEST VIRGINIA PUBLIC DEFENDER SERVICES  
 FY2012 APPOINTED COUNSEL FEES AND EXPENSES PAID  
 ALPHABETICAL ORDER  
 Appointed Counsel then Service Providers**

| PAYEE                                   | TOTAL \$   | # OF CLAIMS |
|---|------------|-------------|
| <b>APPOINTED COUNSEL</b>                |            |             |
| <b>O</b>                                |            |             |
| OGLE CANDACE L                          | 22,346.50  | 150         |
| ORNDORFF & HATFIELD ATTY AT LAW         | 39,222.93  | 66          |
| ORNDORFF DAVID L                        | 27,395.76  | 49          |
| ORTEZA AILYNN MAE                       | 22,430.45  | 14          |
| OSHOWAY F JOHN                          | 84,276.16  | 93          |
| OURS JOHN G                             | 18,884.05  | 28          |
| <b>P</b>                                |            |             |
| PALUMBO CHESTER L                       | 2,708.03   | 3           |
| PANEPINTO MARK D                        | 16,830.67  | 11          |
| PARKULO JOHN F                          | 30,047.50  | 26          |
| PARTAIN LAW OFFICES                     | 74,680.43  | 132         |
| PATTERSON CLAYTON W                     | 14,727.16  | 31          |
| PATTERSON THOMAS K A LEGAL CORP         | 1,480.00   | 7           |
| PATTON DREW LAW OFFICE                  | 427.50     | 1           |
| PAYNE WILBERT A                         | 12,238.70  | 48          |
| PELLEGRIN MARK P                        | 13,198.50  | 38          |
| PENNINGTON DEANNA L                     | 9,177.50   | 7           |
| PENNINGTON WILLIAM L                    | 26,567.77  | 38          |
| PEYTON LAW FIRM PLLC                    | 2,342.05   | 1           |
| PHILLIPS P TODD                         | 29,850.58  | 33          |
| POOL DELBY B & ASSOCIATES               | 3,981.68   | 2           |
| POORE MESHEA L LAW OFFICE OF            | 3,123.23   | 4           |
| POWELL & MAJESTRO PLLC                  | 1,449.00   | 4           |
| POWELL ERIC K                           | 124,411.37 | 197         |
| POWELL LAW OFFICES                      | 191.50     | 1           |
| PRALL THOMAS J                          | 45,485.52  | 112         |
| PRATT LENA D                            | 26,195.35  | 31          |
| PRENTICE TIMOTHY H                      | 45,012.14  | 82          |
| PRESTON SILAS M                         | 15,362.69  | 8           |
| PRICE LOUIE T                           | 34,496.50  | 17          |
| PRITT & PRITT PLLC                      | 11,253.95  | 12          |
| PRITT ALAN L                            | 22,704.53  | 55          |
| PULLIN FOWLER FLANAGAN BROWN & POE PLLC | 65,470.41  | 217         |
| <b>R</b>                                |            |             |
| RADMAN SCOTT S                          | 36,489.75  | 90          |
| RAHBAR LAW OFFICE                       | 6,720.90   | 10          |
| REBROOK EDWARD E III                    | 71,237.25  | 84          |
| REDDING R STEVEN ATTY AT LAW PLLC       | 2,001.79   | 1           |

**WEST VIRGINIA PUBLIC DEFENDER SERVICES  
 FY2012 APPOINTED COUNSEL FEES AND EXPENSES PAID  
 ALPHABETICAL ORDER  
 Appointed Counsel then Service Providers**

| PAYEE                                  | TOTAL \$   | # OF CLAIMS |
|--|------------|-------------|
| <b>APPOINTED COUNSEL</b>               |            |             |
| REDMAN & PAYNE                         | 144,806.50 | 66          |
| REEDER LAW OFFICES PLLC                | 29,951.21  | 48          |
| REES JAMES B                           | 52,236.42  | 65          |
| REESE PAUL K                           | 7,320.65   | 6           |
| RIBEL KATICA                           | 39,490.54  | 70          |
| RICE WILLIAM T                         | 74,632.39  | 28          |
| RICHARDSON RICHARDSON & CAMPBELL       | 3,352.01   | 10          |
| RILEY JAMES P IV ATTORNEY AT LAW PLLC  | 2,434.49   | 11          |
| RISOVICH LAW OFFICES                   | 27,612.71  | 40          |
| RIST LAW OFFICES LC                    | 37,356.38  | 48          |
| ROAHRIG RANDAL W                       | 4,485.76   | 3           |
| ROBINSON & MCELWEE                     | 5,257.97   | 5           |
| RODGERS JEFFREY S                      | 76,465.56  | 143         |
| RODRIGUEZ VANESSA LYNN LAW OFFICES     | 420.29     | 3           |
| ROHRIG FREDERICK M DEAN                | 2,576.25   | 5           |
| ROKISKY & ASSOCIATES                   | 14,806.17  | 6           |
| ROLL W DAN                             | 45,532.13  | 77          |
| ROLLINS LAW OFFICE                     | 18,710.76  | 30          |
| ROLLO EDMUND J                         | 12,619.00  | 9           |
| ROLLO LANCE E                          | 41,959.24  | 42          |
| ROMAIN JULIE GOWER                     | 21,876.00  | 60          |
| ROOP & SMITH LAW OFFICE PLLC           | 23,773.24  | 11          |
| ROSE JOAN A                            | 215.60     | 2           |
| ROSENLIEB DUANE C JR                   | 3,020.14   | 4           |
| ROSINSKY LAW OFFICE LC                 | 79,181.43  | 27          |
| ROSSI LAW FIRM                         | 3,080.10   | 2           |
| ROTH LEGAL SERVICES LC                 | 50,934.37  | 96          |
| RUCKMAN LAW OFFICE                     | 5,782.00   | 5           |
| RUMORA & RUMORA LC                     | 4,138.07   | 10          |
| RUNDLE JULIET WALKER                   | 48,751.23  | 27          |
| RUSEN & AUVIL PLLC                     | 3,425.05   | 1           |
| RUTH LAW OFFICES PLLC                  | 136,830.88 | 139         |
| RUTTENBERG ROBYN                       | 3,120.30   | 2           |
| RYAN KOURTNEY A & ASSOCIATES           | 222,733.00 | 54          |
| RYAN WILLIAM D                         | 141.46     | 1           |
|  |            |             |
| <b>S</b>                               |            |             |
| SAAD ABRAHAM J PLLC                    | 56,233.83  | 96          |
| SAFFER MARTIN V                        | 36,183.50  | 33          |
| SAL NATALIE J                          | 25,048.60  | 16          |
| SAL SELLARO CULPEPPER LEGAL GROUP PLLC | 19,855.50  | 20          |

**WEST VIRGINIA PUBLIC DEFENDER SERVICES  
 FY2012 APPOINTED COUNSEL FEES AND EXPENSES PAID  
 ALPHABETICAL ORDER  
 Appointed Counsel then Service Providers**

| PAYEE                                 | TOTAL \$   | # OF CLAIMS |
|---------------------------------------|------------|-------------|
| <b>APPOINTED COUNSEL</b>              |            |             |
| SALMONS RONALD G ATTORNEY AT LAW PLLC | 77,306.46  | 117         |
| SALUJA LAW OFFICES PLLC               | 2,210.50   | 8           |
| SAMMONS OLIVERO & PARASCHOS PLLC      | 5,864.33   | 4           |
| SANDERS AUSTIN FLANIGAN & FLANIGAN    | 24,492.28  | 45          |
| SANTER & SANTER                       | 25,382.03  | 51          |
| SAVILLE ROYCE B PLLC                  | 13,463.91  | 65          |
| SCALES LAW OFFICE                     | 82,783.18  | 74          |
| SCHAMBERGER LEGAL SERVICES            | 34,009.95  | 34          |
| SCHARF WILLIAM H                      | 21,927.50  | 21          |
| SCHEETZ CHRISTOPHER A                 | 51,349.98  | 87          |
| SCOTT JOHN A                          | 4,172.50   | 16          |
| SELDEN LAW OFFICES LC                 | 45,600.24  | 48          |
| SELLARO AMBER URTSO                   | 1,473.00   | 1           |
| SHAFFER LAW OFFICES                   | 2,457.90   | 8           |
| SHAFFER & SHAFFER                     | 36,610.54  | 56          |
| SHARLEY MICHAEL J                     | 15,602.00  | 23          |
| SHAW & TATTERSON LC                   | 74,050.92  | 195         |
| SHAY DANA R                           | 49,552.61  | 65          |
| SHEEHAN & NUGENT PLLC                 | 18,796.20  | 2           |
| SHERMAN LAWRENCE E JR LC              | 135,216.29 | 186         |
| SHOCKLEY JAMES B                      | 24,471.38  | 29          |
| SHOUGH SCOTT A                        | 70,105.88  | 138         |
| SIMMERMAN LAW OFFICE PLLC             | 2,070.08   | 2           |
| SIMMONS & SIMMONS LC                  | 51,435.40  | 65          |
| SIMMONS EUGENE M                      | 32,388.50  | 23          |
| SIMMONS HUNTER D                      | 94,002.16  | 329         |
| SIMMS MICHAEL                         | 8,414.84   | 18          |
| SINKKANEN DREAMA D LAW OFFICES OF     | 71,145.82  | 78          |
| SIRK TIMOTHY M                        | 11,184.90  | 32          |
| SITES LAW FIRM                        | 22,812.26  | 75          |
| SKAGGS G ERNEST                       | 147,047.55 | 123         |
| SKEEN KENNAD LEE II                   | 52,625.06  | 27          |
| SKLAVOUNAKIS LAW OFFICE               | 23,178.59  | 17          |
| SMITH CLAUDE S III                    | 4,391.00   | 3           |
| SMITH CLINTON W                       | 6,264.00   | 22          |
| SMITH COURTLANDT                      | 3,637.09   | 7           |
| SMITH GREG K                          | 14,777.50  | 10          |
| SMITH JAMES E II                      | 785.00     | 1           |
| SMITH LILLY & BALL PLLC               | 22,170.39  | 22          |
| SMITH MCMUNN & GLOVER PLLC            | 6,025.76   | 10          |
| SMITH MICHAEL CLAY                    | 47,006.10  | 62          |

**WEST VIRGINIA PUBLIC DEFENDER SERVICES  
 FY2012 APPOINTED COUNSEL FEES AND EXPENSES PAID  
 ALPHABETICAL ORDER  
 Appointed Counsel then Service Providers**

| PAYEE                             | TOTAL \$   | # OF CLAIMS |
|-----------------------------------|------------|-------------|
| <b>APPOINTED COUNSEL</b>          |            |             |
| SMITH RICHARD D JR LAW OFFICES OF | 36,867.93  | 62          |
| SNYDER & HASSIG                   | 57,693.60  | 46          |
| SOLOMON ALEXANDRIA A              | 2,238.82   | 7           |
| SOUTHERN WV LAW CLINIC            | 57,456.95  | 90          |
| SPARACINO ANTHONY J JR            | 874.50     | 1           |
| SPEARS JASON M LAW OFFICES        | 2,323.50   | 3           |
| SPONAUGLE & SPONAUGLE             | 17,263.50  | 27          |
| SPROLES GREGORY W PLLC            | 9,488.49   | 8           |
| STANTON GEORGE P III              | 3,089.30   | 4           |
| STANTON SHIRLEY J                 | 19,266.29  | 33          |
| STAPLETON LAW OFFICES LC          | 2,409.35   | 1           |
| STARCHER & FRUM PLLC              | 132,192.17 | 202         |
| STARCHER MELISSA L                | 48,094.25  | 64          |
| STEED DEBRA L                     | 35,959.03  | 95          |
| STEIN RONALD F JR PLLC            | 49,122.71  | 154         |
| STEPHENS GLORIA M                 | 61,779.48  | 67          |
| STEPHENS JENNIFER L               | 28,885.52  | 17          |
| STEPTOE & JOHNSON                 | 37,923.56  | 54          |
| STEWART JOYCE E                   | 30,439.39  | 14          |
| STOBBS R RUSSELL                  | 42,495.96  | 62          |
| STOLLINGS HARLEY E                | 11,560.25  | 17          |
| STONE ROBERT C JR PLLC            | 5,841.34   | 5           |
| STURM HEIDI M GEORGI              | 46,689.12  | 36          |
| STURM JOSHUA PAUL                 | 10,344.37  | 16          |
| SUMMERS WILLIAM B                 | 336,613.68 | 678         |
| SUPPLE LAW OFFICES PLLC           | 10,357.76  | 30          |
| SUTTON & JANELLE PLLC             | 18,904.48  | 43          |
| SWEENEY LAVERNE                   | 640.00     | 5           |
|                                   |            |             |
| <b>T</b>                          |            |             |
| TABOR LINDSAY & ASSOCIATES PLLC   | 1,522.64   | 11          |
| TAYLOR PAUL G                     | 6,206.04   | 16          |
| TENNANT LAW OFFICES               | 936.32     | 1           |
| THOMPSON & PARDO PLLC             | 36,666.38  | 43          |
| THOMPSON BARNEY                   | 2,090.45   | 2           |
| THOMPSON JOHN M JR                | 53,445.29  | 93          |
| THOMPSON LAW OFFICE PLLC          | 27,053.00  | 17          |
| THOMPSON LOUDOUN L PLLC           | 3,153.60   | 18          |
| THORN LAW OFFICES                 | 10,230.46  | 6           |
| THORN MATTHEW T                   | 3,450.98   | 6           |
| THORNE STEVEN M                   | 45,080.10  | 89          |

**WEST VIRGINIA PUBLIC DEFENDER SERVICES  
 FY2012 APPOINTED COUNSEL FEES AND EXPENSES PAID  
 ALPHABETICAL ORDER  
 Appointed Counsel then Service Providers**

| PAYEE                          | TOTAL \$   | # OF CLAIMS |
|--------------------------------|------------|-------------|
| <b>APPOINTED COUNSEL</b>       |            |             |
| TICHENOR LAW OFFICE            | 81,185.70  | 111         |
| TIPTON LAW OFFICES             | 28,234.08  | 53          |
| TISSUE PHILIP J                | 3,429.96   | 4           |
| TORRES GEORGE M                | 32,220.07  | 68          |
| TREADWAY JOHN H JR             | 30,829.66  | 58          |
| TRIPLETT & TRIPLETT LC         | 1,082.00   | 2           |
| TROISI JOSEPH G                | 84,684.66  | 112         |
| TROZZO LOWERY WESTON & ROCK    | 7,806.36   | 7           |
| TRUMP & TRUMP LC               | 1,288.95   | 2           |
| TUCKER GREGORY A PLLC          | 2,655.05   | 7           |
| TURNER & JOHNS PLLC            | 1,828.91   | 10          |
| TYREE EMBREE & ASSOCIATES PLLC | 21,338.65  | 43          |
| TYSON DAVID R                  | 126,026.61 | 290         |

|                                    |            |     |
|------------------------------------|------------|-----|
| <b>V</b>                           |            |     |
| VAN ZANT SUSAN J LC                | 20,432.84  | 35  |
| VANNOSTRAND & MORTON               | 77,742.89  | 92  |
| VANTASSEL SHERRILYN F              | 1,268.38   | 1   |
| VICTOR VICTOR & HELGOE LLP         | 202,243.26 | 230 |
| VITAL RICHARD L                    | 25,875.29  | 29  |
| <b>W</b>                           |            |     |
| WALKER LELA ATTY AT LAW PLLC       | 5,578.87   | 21  |
| WALL RANDALL D                     | 65,126.46  | 225 |
| WALLACE MICHAEL K                  | 47,870.14  | 81  |
| WALTERS KRAUSKOPF & BAKER          | 48,451.91  | 83  |
| WARMAN CHERYL L                    | 45,068.76  | 77  |
| WATERS WARNER & HARRIS PLLC        | 3,523.00   | 7   |
| WEBB DAVID HAMILTON                | 19,618.75  | 25  |
| WEBB EUGENE E III                  | 3,711.50   | 5   |
| WEBB-RUMORA MARSHA                 | 33,551.27  | 37  |
| WEBER & WEBER                      | 4,472.90   | 4   |
| WEESE HEATHER M LAW OFFICE OF PLLC | 53,971.69  | 33  |
| WEESE LISA A                       | 161,514.91 | 108 |
| WEESE ROGER R                      | 34,506.00  | 51  |
| WEESE TRACY                        | 55,473.74  | 19  |
| WEST & JONES                       | 17,621.40  | 33  |
| WEST STEPHEN BROOKS II             | 58,558.00  | 100 |
| WESTON LAW A LEGAL CORP            | 28,966.61  | 42  |
| WHITE KEITH                        | 48,484.30  | 59  |
| WHITE MAX H PLLC                   | 43,687.48  | 130 |

**WEST VIRGINIA PUBLIC DEFENDER SERVICES  
 FY2012 APPOINTED COUNSEL FEES AND EXPENSES PAID  
 ALPHABETICAL ORDER  
 Appointed Counsel then Service Providers**

| PAYEE                                | TOTAL \$             | # OF CLAIMS   |
|--------------------------------------|----------------------|---------------|
| <b>APPOINTED COUNSEL</b>             |                      |               |
| WHITE THOMAS E                       | 3,023.53             | 3             |
| WHITEMAN BURDETTE PLLC               | 120,243.72           | 164           |
| WHITEMAN FRANCES C                   | 54,033.58            | 70            |
| WHITT MICHAEL R                      | 124,654.19           | 32            |
| WIEDEL DIANA CARTER                  | 106,320.50           | 56            |
| WILCHER GEOFFREY S                   | 4,543.96             | 11            |
| WILDMAN ERIC KEITH                   | 2,338.50             | 21            |
| WILEY LAW OFFICES PLLC               | 106.85               | 1             |
| WILLIAMS JOHN E JR                   | 73,247.94            | 84            |
| WILLIAMS TRENA LAW OFFICE OF PLLC    | 5,117.13             | 12            |
| WILLIAMSON MAGANN & GURGANUS PLLC    | 15,443.32            | 1             |
| WILSON CHRISTOPHER M LAW OFFICE PLLC | 17,972.36            | 37            |
| WINDOM RODNEY C                      | 88,974.35            | 131           |
| WINTER KURT J                        | 14,637.90            | 53            |
| WINTERS J MINGO ATTY AT LAW PLLC     | 16,350.30            | 24            |
| WITT RICHARD C                       | 11,027.09            | 25            |
| WOLFE HAROLD B III                   | 7,104.76             | 5             |
| WOODS JEFF C LAW OFFICE OF           | 14,778.52            | 18            |
| WOOTON LAW FIRM                      | 7,070.00             | 22            |
| WRIGHT LACY W JR                     | 39,193.30            | 35            |
|                                      |                      |               |
| <b>Y</b>                             |                      |               |
| YANNI LAW FIRM PLLC                  | 1,288.50             | 6             |
| YOST BRIAN D                         | 2,858.74             | 3             |
| YOUNG WILLIAM PRENTICE               | 167,408.19           | 48            |
|                                      |                      |               |
| <b>Z</b>                             |                      |               |
| ZAHRADNIK NEIL LAW OFFICE OF PLLC    | 8,657.92             | 29            |
| ZAMOW THOMAS                         | 7,026.50             | 3             |
| ZERBE CARTER & ASSOCIATES PLLC       | 22,523.81            | 26            |
| ZIMAROWSKI JAMES B ESQ               | 702.15               | 1             |
| <b>APPOINTED COUNSEL TOTALS</b>      | <b>21,003,017.33</b> | <b>28,143</b> |

**WEST VIRGINIA PUBLIC DEFENDER SERVICES  
 FY2012 APPOINTED COUNSEL FEES AND EXPENSES PAID  
 ALPHABETICAL ORDER  
 Appointed Counsel then Service Providers**

| PAYEE                                     | TOTAL \$  | # OF CLAIMS |
|---|-----------|-------------|
| <b>SERVICE PROVIDERS</b>                  |           |             |
| <b>A</b>                                  |           |             |
| ADVANCED PSYCHOLOGICAL SERVICES           | 1,000.00  | 1           |
| ALLEGHENY CONSULTANT SERVICES INC         | 616.01    | 2           |
| ASHBURN CAROL A                           | 223.30    | 1           |
| <b>B</b>                                  |           |             |
| BACKGROUND INVESTIGATIONS                 | 1,403.20  | 1           |
| BAKER LYNDE G                             | 296.45    | 1           |
| BARANOWSKI JAMES E CONSULTING LLC         | 1,500.00  | 1           |
| BECKETT HERMAN H                          | 5,151.50  | 6           |
| BETLER'S REPORTING & LEGAL VIDEO SERVICES | 190.95    | 1           |
| BISHOP GREGORY A                          | 7,452.94  | 14          |
| BLANKENSHIP D SHANNON                     | 308.00    | 1           |
| BRAMBLE CHARLES E III & ASSOCIATES        | 38,613.11 | 9           |
| BRAMS & ASSOCIATES INC                    | 3,207.66  | 1           |
| BUZZO BILL J JR                           | 1,768.25  | 2           |
| <b>C</b>                                  |           |             |
| CABELLS PRIVATE INVESTIGATION             | 7,211.28  | 14          |
| CALLAHAN PETER J PLLC                     | 1,000.00  | 2           |
| CAPITOL CITY INVESTIGATIONS LLC           | 10,366.01 | 8           |
| CASTO INVESTIGATIONS INC                  | 1,441.50  | 2           |
| CHANDLER MARCIA L                         | 446.60    | 1           |
| CLAY BOB INVESTIGATIONS                   | 9,900.18  | 6           |
| CLAYMAN & ASSOCIATES PLLC                 | 17,600.50 | 8           |
| COFFINDAFFER LARRY K                      | 234.85    | 1           |
| COOK MARY K                               | 1,790.25  | 3           |
| COOPERS INVESTIGATIVE AGENCY              | 14,653.27 | 11          |
| COURT REPORTING SERVICES INC              | 189.00    | 1           |
| CRASH ANALYSIS & RECONSTRUCTION LLC       | 8,624.89  | 1           |
| <b>D</b>                                  |           |             |
| DARNALL DOUGLAS                           | 3,000.00  | 1           |
| DAVIS MEMORIAL HOSPITAL                   | 825.10    | 1           |
| DEAK INVESTIGATIONS                       | 12,982.75 | 28          |
| DILORENZO REPORTING SERVICE LLC           | 200.20    | 1           |
| DNA DIAGNOSTICS CENTER                    | 18,479.40 | 3           |
| DOWLER APRIL L                            | 318.75    | 1           |
| DRIVER AMY S                              | 12,750.00 | 1           |

**WEST VIRGINIA PUBLIC DEFENDER SERVICES  
 FY2012 APPOINTED COUNSEL FEES AND EXPENSES PAID  
 ALPHABETICAL ORDER  
 Appointed Counsel then Service Providers**

| PAYEE                                       | TOTAL \$  | # OF CLAIMS |
|---|-----------|-------------|
| <b>SERVICE PROVIDERS</b>                    |           |             |
| <b>E</b>                                    |           |             |
| EASTERN PSYCHOLOGICAL SERVICES INC          | 2,615.00  | 3           |
| ENGLERT FORENSIC CONSULTANTS                | 27,462.67 | 2           |
| <b>F</b>                                    |           |             |
| FAMILY & MARITAL COUNSELING CENTER INC      | 325.00    | 1           |
| FAMILY OPTIONS PROVIDERS INC                | 1,431.33  | 1           |
| FITZWATER RANDALL                           | 1,537.50  | 1           |
| FORENSIC PANEL CORP                         | 15,809.82 | 1           |
| FORENSIC PATHOLOGY CONSULTATION SERVICES PA | 2,680.00  | 2           |
| FORENSIC PSYCHIATRY PLLC                    | 40,700.00 | 29          |
| FORENSIC PSYCHOLOGY CENTER INC              | 83,778.46 | 48          |
| FREMOUW SIGLEY PSYCHOLOGICAL ASSOC PLLC     | 14,350.00 | 9           |
| <b>G</b>                                    |           |             |
| GAUDIO ROBERT J                             | 1,500.00  | 1           |
| <b>H</b>                                    |           |             |
| HALL JEANNE S                               | 1,224.30  | 2           |
| HANKINS MICHELE G                           | 296.40    | 1           |
| HARLOW STACY LLC                            | 5,437.10  | 13          |
| HARRIS REBECCA R                            | 323.40    | 1           |
| HART LESLIE W                               | 985.60    | 3           |
| HEALTHPORT TECHNOLOGIES LLC                 | 747.71    | 1           |
| HEARTLAND FORENSIC PATHOLOGY LLC            | 1,125.00  | 1           |
| HENDERSHOT PROCESS SERVING & INVESTIGATIONS | 5,027.96  | 13          |
| HERRON-RICE TRACY P                         | 3,615.15  | 5           |
| <b>I</b>                                    |           |             |
| INTERNATIONAL DETECTIVE AGENCY CORPORATION  | 272.50    | 1           |
| INVESTIGATION DIVISION INC                  | 4,079.31  | 6           |
| INVESTIGATIVE ASSOCIATES INC                | 7,424.17  | 24          |
| INVESTIGATIVE CONSULTANT                    | 1,200.00  | 2           |
| IVAUN BARBARA A                             | 489.05    | 2           |
| IVIZE SERVICES INC                          | 1,273.80  | 1           |
| <b>J</b>                                    |           |             |
| JAMES RICHARD L PI                          | 1,543.22  | 2           |
| JONES INVESTIGATIONS                        | 12,046.00 | 18          |
| JUSTICE KRISTEN S                           | 3,080.00  | 1           |

**WEST VIRGINIA PUBLIC DEFENDER SERVICES  
 FY2012 APPOINTED COUNSEL FEES AND EXPENSES PAID  
 ALPHABETICAL ORDER  
 Appointed Counsel then Service Providers**

| PAYEE  | TOTAL \$  | # OF CLAIMS |
|--|-----------|-------------|
| <b>SERVICE PROVIDERS</b>                           |           |             |
| <b>K</b>   |           |             |
| KENTUCKY MEDICAL SERVICES FOUNDATION INC           | 1,625.00  | 1           |
| KHAN ASAD H  | 4,950.00  | 2           |
| KLM INVESTIGATIONS                                 | 5,587.59  | 12          |
| KRADEL PAUL F                                      | 7,000.00  | 1           |
| KREEFER JULIE L                                    | 773.85    | 1           |
| KRIEG FRED JAY PHD & ASSOCIATES PLLC               | 18,400.00 | 10          |
| <b>L</b>   |           |             |
| LANE DANNY INC                                     | 26,033.62 | 6           |
| LAUBACH MARTIN L                                   | 437.50    | 1           |
| LAUREL RIDGE PSYCHOLOGICAL ASSOC                   | 2,825.00  | 1           |
| LAW-SCIENCE TECHNOLOGIES INC                       | 343.75    | 1           |
| LENFEST CO ELKINS FAMILY COUNSELING CTR            | 3,717.20  | 2           |
| LEVIN & ASSOCIATES PLLC                            | 685.00    | 1           |
| LEX GROUP VA                                       | 2,227.11  | 2           |
| LITTLE KATHRYN S                                   | 2,086.10  | 7           |
| LOGSTON CONTRACTING HEATING & AIR CONDITIONING     | 2,475.00  | 4           |
| LUNSFORD WILLIAM G                                 | 681.60    | 2           |
| <b>M</b>   |           |             |
| MACDONALD ROBERT J AGENCY INC                      | 846.80    | 2           |
| MACKENZIE GROUP LTD                                | 4,975.00  | 2           |
| MALTASE FIRE INVESTIGATION                         | 7,650.00  | 1           |
| MARANATHA PROFESSIONAL SERVICES                    | 27,341.76 | 34          |
| MCBRIDE THOMAS L                                   | 599.81    | 1           |
| MEDLEY KAREN A                                     | 195.50    | 1           |
| MERCY LIFE CENTER CORP DBA MERCY BEHAVIORAL HEALTH | 500.00    | 1           |
| MILLER LISA V                                      | 497.03    | 1           |
| MORRISON STEPHEN PRIVATE INVESTIGATIONS            | 5,935.30  | 3           |
| MOUNTAIN STATE INVESTIGATIONS                      | 1,110.00  | 1           |
| MOUNTAIN STATE PSYCHOLOGICAL SERVICES PLLC         | 3,550.00  | 2           |
| <b>N</b>   |           |             |
| NATIONAL LEGAL RESEARCH GROUP INC                  | 532.87    | 1           |
| NORTHSTAR PERFORMANCE CONSULTING                   | 4,500.00  | 1           |
| <b>O</b>   |           |             |
| OASIS BEAVIORAL HEALTH SERVICES LLC                | 1,875.00  | 1           |
| ORCHID CELLMARK INC                                | 1,500.00  | 1           |
| ORTEZA AILYNN MAE                                  | 1,500.00  | 1           |

**WEST VIRGINIA PUBLIC DEFENDER SERVICES  
 FY2012 APPOINTED COUNSEL FEES AND EXPENSES PAID  
 ALPHABETICAL ORDER  
 Appointed Counsel then Service Providers**

| PAYEE                                     | TOTAL \$  | # OF CLAIMS |
|---|-----------|-------------|
| <b>SERVICE PROVIDERS</b>                  |           |             |
| <b>P</b>                                  |           |             |
| PATHOLOGY ASSOCIATES OF AMERICA INC       | 2,660.00  | 1           |
| PATTERSON REPORTING                       | 234.00    | 1           |
| PAYNE & HODOUS LLP                        | 189.00    | 1           |
| PEACE OF MIND PSYCHOLOGICAL SERVICE       | 1,500.00  | 1           |
| PEDIATRIC NEUROLOGY INC                   | 3,500.00  | 1           |
| PETERS LARRY A INC                        | 12,491.32 | 13          |
| PMI MD LLC                                | 6,515.00  | 1           |
| PRIMARY PSYCHOLOGICAL CARE PLLC           | 9,750.00  | 6           |
| PROFESSIONAL SECURITY SERVICES LLC        | 552.22    | 1           |
| PSYCHOLOGICAL CONSULTING INC              | 8,100.00  | 7           |
| <b>R</b>                                  |           |             |
| R S WHITE FORENSIC SERVICES               | 1,225.00  | 1           |
| RALEIGH PSYCHIATRIC SERVICES INC          | 350.00    | 1           |
| RICHARDSON DON R ASSOCIATES INC           | 9,000.00  | 1           |
| ROTOLO SUZANNE L                          | 675.00    | 1           |
| <b>S</b>                                  |           |             |
| SAAR PSYCHOLOGICAL GROUP PLLC             | 3,050.00  | 2           |
| SCOTT RONALD R                            | 7,554.33  | 1           |
| SHOMER ROBERT                             | 4,000.00  | 1           |
| SIMMONS & SIMMONS LC                      | 851.25    | 1           |
| SLAYDEN CATHERINE A                       | 6,964.65  | 7           |
| SORENSEN TAMARA                           | 1,012.50  | 2           |
| SPAULDING PSYCHOLOGICAL SERVICES PLLC     | 600.00    | 1           |
| SPECIAL SECURITY SERVICES LLC             | 5,804.69  | 5           |
| SPITZ DANIEL J                            | 2,800.00  | 1           |
| STEVENS JOHN L                            | 337.14    | 1           |
| STEVENS PRIVATE INVESTIGATIONS & SECURITY | 2,631.00  | 9           |
| STEWART ROBERT D                          | 8,386.00  | 20          |
| STUTCHMAN GREGG & ASSOCIATES.             | 3,110.50  | 1           |
| STYERS GERALD R                           | 1,208.05  | 1           |

**WEST VIRGINIA PUBLIC DEFENDER SERVICES  
 FY2012 APPOINTED COUNSEL FEES AND EXPENSES PAID  
 ALPHABETICAL ORDER  
 Appointed Counsel then Service Providers**

| PAYEE                             | TOTAL \$             | # OF CLAIMS   |
|-----------------------------------|----------------------|---------------|
| <b>SERVICE PROVIDERS</b>          |                      |               |
| <b>T</b>                          |                      |               |
| TASA GROUP INC                    | 12,415.00            | 3             |
| TORSNEY JACK R JR                 | 5,650.00             | 3             |
| TOTAL PROTECTION SERVICES         | 1,500.00             | 2             |
| TRAFFIC SAFETY CONSULTANTS INC    | 9,374.87             | 1             |
| TRAINOR GREGORY E MA & ASSOC      | 5,575.00             | 3             |
| TRANSLINGUAL LLC                  | 165.00               | 1             |
| TRI S INVESTIGATIONS INC          | 142,354.29           | 328           |
| <b>U</b>                          |                      |               |
| UNIV PHYSICIANS & SURGEONS        | 3,000.00             | 1             |
| UNIVERSITY HEALTH ASSOCIATES      | 11,525.00            | 8             |
| USCINSKI RONALD H MD INC          | 3,500.00             | 2             |
| <b>V</b>                          |                      |               |
| VALLEY COMPREHENSIVE COMM MHC INC | 360.00               | 1             |
| VAUGHAN INVESTIGATIONS            | 30,176.34            | 38            |
| VESEL FRANK J                     | 3,811.50             | 2             |
| <b>W</b>                          |                      |               |
| WHEELER INVESTIGATIONS            | 480.45               | 1             |
| WINDOM DEBRA M                    | 2,457.20             | 3             |
| WOLFE PARALEGAL SERVICES LLC      | 4,101.19             | 2             |
| WOODS INVESTIGATIONS              | 43,770.30            | 31            |
| WOODS PAMELA R                    | 625.00               | 1             |
| WYATT WILLIAM J                   | 1,700.00             | 1             |
| <b>Y</b>                          |                      |               |
| YOUNG JEFFREY STEPHEN             | 800.00               | 2             |
| <b>SERVICE PROVIDERS TOTAL</b>    | <b>957,476.53</b>    | <b>962</b>    |
| <b>GRAND TOTAL</b>                | <b>21,960,493.86</b> | <b>29,124</b> |