

**WEST VIRGINIA
PUBLIC DEFENDER SERVICES**

**ANNUAL REPORT
FY 1993—'94**

**JOHN A. ROGERS
EXECUTIVE DIRECTOR**

WV PUBLIC DEFENDER SERVICES

ANNUAL REPORT

Fiscal Year 1993-'94

John A. Rogers, Executive Director

WEST VIRGINIA PUBLIC DEFENDER SERVICES

INTRODUCTION AND SUMMARY

Fiscal Year 1993-'94

Pursuant to the requirements of West Virginia Code 5-1-20, Public Defender Services, an agency of the Executive Branch, submits this report for Fiscal Year 1993-'94 to his Excellency, Governor Gaston Caperton and to the West Virginia Legislature. This report describes the agency's activities during Fiscal Year 1993-'94.

Public Defender Services, originally Public Legal Services Council, was established July 1, 1981, by W. Va. Code 29-21-1, et seq., and given the responsibility of administering the provisions of legal representation to indigent persons as required by the Sixth Amendment to the United States Constitution and by Article III, Section 14 of the W. Va. Constitution. The Executive Director, appointed by the Governor, by and with the advice and consent of the West Virginia Senate, is responsible for the administration of the appointed counsel system; the Public Defender system; the Public Defender Services appellate office; and the Criminal Law Research Center within Public Defender Services.

In December, 1987, Millard Jewell, a Mingo County attorney whose case load was composed of 30 percent appointed cases, filed suit in the West Virginia Supreme Court. The Court appointed a Special Master and evidentiary hearings were held at three locations in the state. In July, 1989, the Court found certain aspects of the indigent defense system unconstitutional. Effective July 1, 1990, the Court required the Legislature to increase appointed counsel rates from \$20/\$25 per hour to \$45/\$65 per hour, and to raise the fee cap to \$3,000. During the

1990 Regular Session of the Legislature, these mandates were enacted into W. Va. Code 29-21-13a and became effective July 1, 1990. This action more than doubled the costs of the appointed counsel system. This system accounts for approximately 78 percent of the agency's budget. In addition, the true extent of the system was uncovered. At the old rates, many attorneys never submitted a voucher; under the higher rates most claims are filed, resulting in an annualized increase in claims from approximately 17,000 to over 29,000 claims.

Prior to Fiscal Year 1990-'91, Public Defender offices operated in the 2nd, 10th, 23rd/31st (combined), and 28th Judicial Circuits. During Fiscal Year 1989-'90, the 1st, 8th, 12th, 13th, and 30th Circuits opened Public Defender offices. In fiscal Year 1990-'91, the 7th and 9th Circuit offices opened. In fiscal year 1993-'94, the 15th Circuit office opened; and in fiscal year 1994-'95 office will open in the 6th and 24th Circuits. The 1st Circuit offices are located in Wheeling and Weirton; the 2nd Circuit, in Moundsville; the 6th Circuit, in Huntington; the 7th Circuit, in Logan; the 8th Circuit, in Welch; the 9th Circuit, in Princeton; the 10th Circuit, in Beckley; the 12th Circuit, in Fayetteville; the 13th Circuit, in Charleston; the 15th Circuit, in Clarksburg; the 23rd Circuit, in Martinsburg; the 24th Circuit, in Wayne; the 28th Circuit, in Summersville; and the 30th Circuit, in Williamson. When fully staffed, the system employs 65 attorneys and 34 support staff.

The Public Defender system is an efficient, cost-effective alternative to the appointed counsel system. Defenders are specialists in criminal law who do not need to research issues as often as do

private counsel who only occasionally do criminal work. Appointed counsel are still used when conflicts arise or when temporary case overloads occur.

The Criminal Law Research Center of Public Defender Services is statutorily charged with the responsibility, *inter alia*, of publishing legal materials useful to West Virginia's criminal law practitioners. The Center's first publication was the Criminal Law Digest (formerly the Criminal Law Index). Over 567 copies of Volume I of the Digest, 441 copies of Volume II of the Digest, 347 copies of Volume III, 298 copies of Volume IV, and 148 copies of the supplements to Volume IV have been sold to West Virginia's relatively small defense bar. The Digest has been purchased by practitioners, Circuit Judges, Magistrates, the Supreme Court, law enforcement agencies, the Department of Corrections and inmates of the state's correctional institutions. Over 497 copies of a set of forms incorporating basic motions have been sold.

In FY 1981-'82, the Research Center received a grant from the Governor's Committee on Crime, Delinquency and Corrections. The grant was used to hire three West Virginia University Law School students whose research during the summer of 1982 formed the basis for the first Digest. The proceeds from the sale of the Digest were sufficient to hire three law students for the summer of 1983. Their work is being used as the basis for a comprehensive set of form jury instructions for use in criminal cases. The First Edition of those instructions sold over 214 copies. The second edition has sold over 118

copies in paperback form and 64 copies on computer disk. A third edition, has sold over 58 copies in paperback form and 50 on disk. A fourth edition is planned for 1995.

Fulfilling its statutory responsibility to conduct legal training programs, PDS' first criminal Trial Advocacy Workshop was held in August, 1985. This workshop brought intensive, small group, video-critiqued advocacy skills training within the reach of West Virginia's indigent defense bar. The workshop offered attorneys an opportunity to significantly improve their skills to the direct benefit of their clients. The workshop was attended by 38 practitioners. Most of the workshop's cost was paid from the sale of publications.

The Center has sponsored the following one-day CLE programs: June, 1986 - Plea Negotiations and Sentencing, Parkersburg; October, 1986 - Juvenile Delinquency Proceedings, Oak Hill; April, 1987 - Child Sexual Abuse Law Seminar, Wheeling; March, 1988 - DNA Testing, Charleston; and, August, 1988 - Seminar on Effective Communication in the Courtroom, Morgantown. Due to recent reductions in staff, no more seminars are planned but video tapes of the seminars already held are available. In addition, the United States Supreme Court Digest (formerly the United States Supreme Court Index) has been discontinued due to staff reductions. This Digest had sold more than 150 volumes when discontinued.

STATISTICAL SUMMARY

Appointed Counsel

Using both appropriated and reappropriated funds for FY 1993-'94, in addition to a generous supplemental appropriation of \$ 4,138,488.00, PDS

processed over \$12,300,072.15 in payments for 28,741 appointed counsel and other providers' claims. The average hourly cost was \$53.18 and the average cost per claim was \$427.97. Further information on costs per case is found in Appendices C and D.

Public Defenders

During FY 1993-'94, Public Defenders provided representation in over 16,350 judicial proceedings. The average hourly cost was \$38.82 and the average cost per case was \$188.34. Further information on Board composition, staff assignments, expenses and case loads is found in Appendices B and C.

WV PUBLIC DEFENDER CORPORATIONS BOARD CHAIRS

AS OF JUNE 30, 1994

JUDICIAL CIRCUIT	COUNTY	CHAIR/ADDRESS
1ST	BROOKE HANCOCK OHIO	MARC B. CHERNENKO, ESQ., ACTING CHAIRMAN P.O. Box 111 Wellsburg, WV 26070-0111
2ND	MARSHALL TYLER WETZEL	VICKI VOORHIS, ESQ., ACTING CHAIR 250 Foundry Street New Martinsville, WV 26155
7TH	LOGAN	JOHN W. BENNETT, ESQ., ACTING CHAIRMAN P.O. Box 899 Logan, WV 25601-0899
8TH	MCDOWELL	ERNEST C. MOORE, CHAIRMAN P.O. Box 67 Thorpe, WV 24888-0067
9TH	MERCER	KATHRYN REED BAYLESS, ESQ., ACTING CHAIR 1426 Main Street Princeton, WV 24740
10TH	RALIEGH	DONNA O'NEAL, CHAIR P.O. Box 1028 Beckley, WV 25801-1028
12TH	FAYETTE	PAUL O. CLAY, JR., ESQ., ACTING CHAIRMAN P.O. Box 746 Fayetteville, WV 25840-0746
13TH	KANAWHA	LONNIE SIMMONS, ESQ., CHAIRMAN 106 Virginia Street, E. Charleston, WV 25301
15TH	HARRISON	LISA STOUT ROGERS, ESQ., CHAIR P.O. Box 2040 Clarksburg, WV 26302-2040
23RD	BERKELEY JEFFERSON MORGAN	NORWOOD BENTLEY, ESQ., ACTING CHAIRMAN P.O. Box 1419 Martinsburg, WV 25401-1419
28TH	NICHOLAS	RANDALL W. GALFORD, ESQ., ACTING CHAIRMAN 49 E. Main Street Richwood, WV 26261
30TH	MINGO	JANE MORAN, ESQ., ACTING CHAIR P.O. Box 171 Williamson, WV 25661-0301

WEST VIRGINIA PUBLIC DEFENDER SERVICES EMPLOYEES
AS OF JUNE 30, 1994

NAME	TITLE
JOHN A. ROGERS	EXECUTIVE DIRECTOR
KELLIE SNODGRASS	ADMINISTRATIVE SERVICES MANAGER
MARJORIE KITTY WILSON	ACCOUNTANT
SHEILA COUGHLIN	OFFICE ASSISTANT
TERESA SIDERS	OFFICE ASSISTANT
KRISTI JONES	ACCOUNTING ASSISTANT
FRANK W. HELVEY., JR.	DIRECTOR OF APPELLATE ADVOCACY
IRIS BRISENDINE	PARALEGAL

APPENDIX A

**PUBLIC DEFENDER SERVICES
FINANCIAL DATA**

6

WV PUBLIC DEFENDER SERVICES
SUMMARY OF APPROPRIATIONS, EXPENDITURES, AND FUND BALANCES FOR THE PERIOD JULY 1, 1993 THRU JUNE 30, 1994

	5900-00	5900-35	5900-66	5900-18	5900-41	REAPROP.	TOTAL
APPROPRIATIONS	227547.00	73384.00	2628.00	99026.00	11735905.00	0.00	12138490.00
REAPPROPRIATIONS	0.00	0.00	0.00	0.00	0.00	635076.44	635076.44
SUPPLEMENTAL APPROP.	0.00	0.00	0.00	0.00	4138488.00	0.00	4138488.00
TRANSFERS	0.00	0.00	0.00	0.00	0.00	0.00	0.00
TOTAL FUNDS AVAILABLE	227547.00	73384.00	2628.00	99026.00	15874393.00	635076.44	16912054.44
EXPENDITURES							
PERSONAL SERVICES	219307.56	0.00	0.00	0.00	0.00	0.00	219307.56
ANNUAL INCREMENT	0.00	0.00	2628.00	0.00	0.00	0.00	2628.00
TOTAL PERSONAL SERVICES	219307.56	0.00	2628.00	0.00	0.00	0.00	221935.56
ADMINISTRATIVE FEES	0.00	1645.00	0.00	0.00	0.00	0.00	1645.00
SOCIAL SECURITY MATCHING	0.00	16811.38	0.00	0.00	0.00	0.00	16811.38
PUB. EMPLOYEES INSURANCE	0.00	29152.00	0.00	0.00	0.00	0.00	29152.00
WORKERS COMPENSATION	0.00	1175.73	0.00	0.00	0.00	0.00	1175.73
UNEMPLOYMENT COMPEN.	0.00	3080.00	0.00	0.00	0.00	0.00	3080.00
PENSION & RETIREMENT	0.00	21035.91	0.00	0.00	0.00	0.00	21035.91
TOTAL EMPLOYEE BENEFITS	0.00	72900.02	0.00	0.00	0.00	0.00	72900.02
OFFICE, POSTAL & FREIGHT EXP.	0.00	0.00	0.00	19160.10	0.00	1290.10	20450.20
PRINTING & BINDING	0.00	0.00	0.00	2028.93	0.00	1667.92	3696.85
RENTAL EXPENSE (BUILDING)	0.00	0.00	0.00	21453.64	0.00	1781.97	23215.61
UTILITIES	0.00	0.00	0.00	420.00	0.00	30.00	450.00
TELEPHONE & TELEGRAPH	0.00	0.00	0.00	4283.97	0.00	697.86	4981.83
CONTRACTUAL & PROFESSIONAL	0.00	0.00	0.00	2284.94	14746647.06	619874.78	15368806.78
TRAVEL	0.00	0.00	0.00	2377.33	0.00	311.59	2688.92
IS&C	0.00	0.00	0.00	3923.63	0.00	985.07	4908.70
ASSOCIATION DUES	0.00	0.00	0.00	60.00	0.00	0.00	60.00
FIRE, AUTO. BOND & OTHER INS.	0.00	0.00	0.00	1812.00	0.00	0.00	1812.00
MAINTENANCE CONTRACTS	0.00	0.00	0.00	2779.42	0.00	1038.95	3818.37
HOSPITALITY	0.00	0.00	0.00	27.00	0.00	0.00	27.00
MISCELLANEOUS	0.00	0.00	0.00	242.00	0.00	0.00	242.00
TOTAL CURRENT EXPENSES	0.00	0.00	0.00	60832.96	14746647.06	627678.24	15435158.26

OFFICE EQUIPMENT REPAIRS	0.00	0.00	205.40	0.00	0.00	0.00	0.00	205.40
BLDG. REPAIRS & ALTERATIONS	0.00	0.00	0.00	0.00	0.00	0.00	0.00	0.00
OTHER REPAIRS & ALTERATIONS	0.00	0.00	0.00	0.00	0.00	0.00	0.00	0.00
TOTAL REPAIRS & ALTERATIONS	0.00	0.00	205.40	0.00	0.00	0.00	0.00	205.40
OFFICE & COMMUNICATION EQUIP	0.00	0.00	0.00	0.00	0.00	6525.00	0.00	6525.00
BOOKS & PERIODICALS	0.00	0.00	1556.30	0.00	0.00	0.00	0.00	1556.30
OTHER EQUIPMENT	0.00	0.00	1100.80	0.00	0.00	0.00	0.00	1100.80
TOTAL EQUIPMENT	0.00	0.00	2657.10	0.00	0.00	6525.00	0.00	9182.10
TOTAL EXPENDITURES	219307.56	72900.02	63695.46	2628.00	14746647.06	634203.24	873.20	15739381.34
BALANCE	8239.44	483.98	35330.54	0.00	1127745.94	873.20	1172673.10	

PAGE 2

*Amounts shown in Total Expenditures in columns 5900-41 and Reappropriations (025) are reduced by \$12,890.81 representing monies collected and deposited from duplicate payments or overpayments to service providers.

West Virginia Public Defender Services
Statement of Revenues, Expenditures
and Changes in Fund Balance
For the Period July 1, 1993 to June, 30, 1994

2420-1994-0221

REVENUES

Fees and Rentals	0.00
Sales and Publications	<u>21781.59</u>

TOTAL REVENUES

21781.59

EXPENDITURES

Personal Services	4020.00
Social Security Matching	307.53
Workers' Compensation	20.90
Pension and Retirement	381.90
Printing and Binding	5358.78
Rental Expense	300.00
Telephone and Telegraph	203.37
Contractual and Professional	3770.00
IS&C/WV NET	570.00
Rentals	1382.33
Maintenance Contracts	285.56
Miscellaneous	9022.20
Labor (Contractual)	336.05
Building Repairs and Alterations	363.10
Office and Communication Equipment	1388.00
Books and Periodicals	299.24
Other Equipment	615.00

TOTAL EXPENDITURES

28623.96

Revenues Over (under) Expenditures

-6842.37

Fund Balance Beginning of Period

20077.96

Fund Balance, June 30, 1994

13235.59

2421-1994-0221

Balance Beginning of Period

10.78

Add: Consumer Sales Collections

817.84

Less: Remittance of Taxes

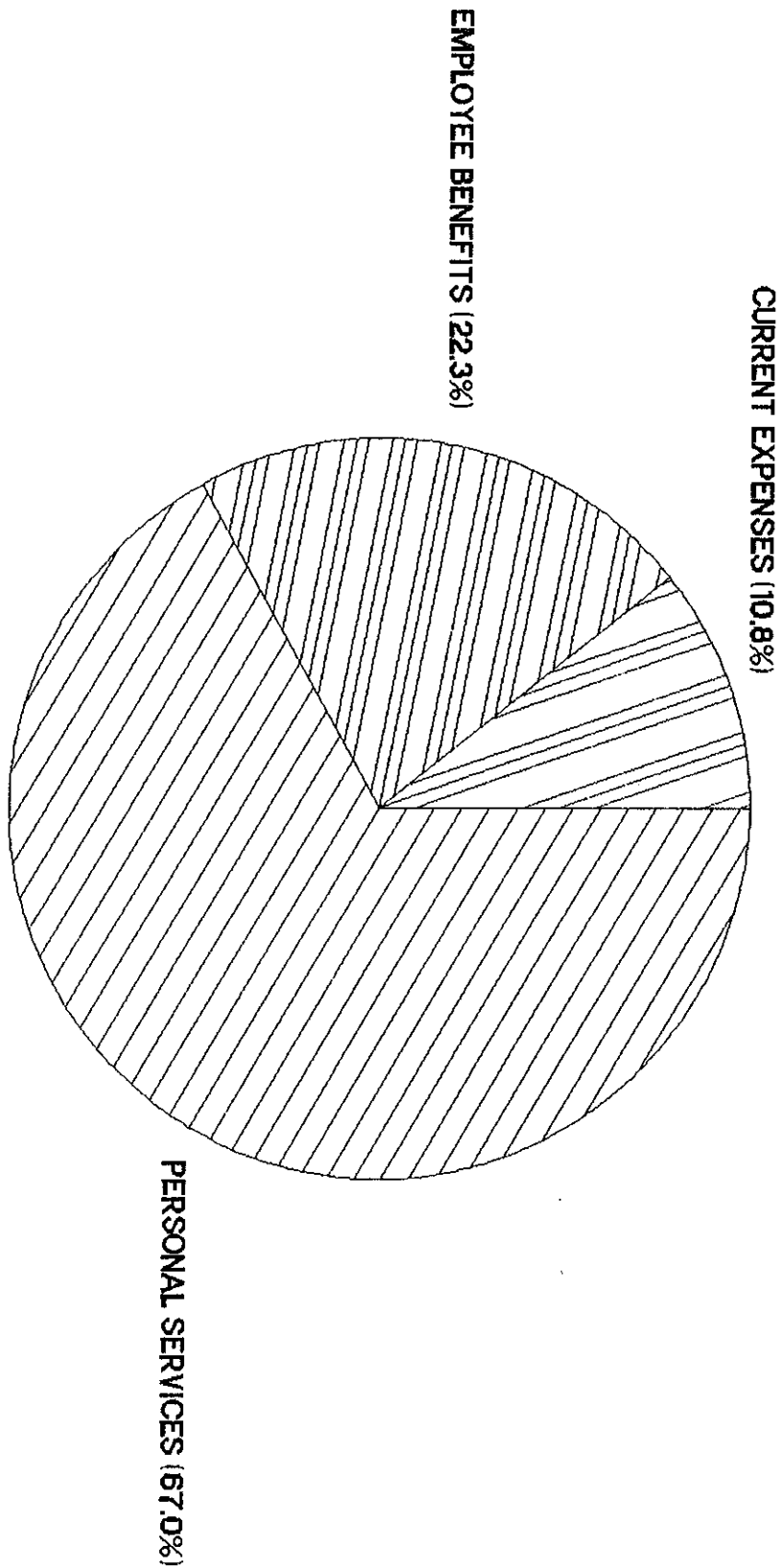
645.02

Balance, June 30, 1994

183.60

WV PUBLIC DEFENDER SERVICES

FY 93/94 TOTAL ADMINISTRATIVE COSTS



**PUBLIC DEFENDER SERVICES GRANTS
CASH DISBURSEMENTS TO PUBLIC DEFENDER CORPORATIONS
JULY 1, 1993 TO JUNE 30, 1994**

CIRCUIT	TOTAL DISBURSEMENTS
FIRST CIRCUIT	\$363,581.33
SECOND CIRCUIT	\$226,646.00
SEVENTH CIRCUIT	\$153,002.25
EIGHTH CIRCUIT	\$142,148.72
NINTH CIRCUIT	\$260,021.83
TENTH CIRCUIT	\$349,339.00
TWELFTH CIRCUIT	\$168,755.00
THIRTEENTH CIRCUIT	\$682,894.25
FIFTEENTH CIRCUIT	\$158,133.12
TWENTY-THIRD CIRCUIT	\$314,218.08
TWENTY-EIGHTH CIRCUIT	\$88,953.42
THIRTIETH CIRCUIT	\$171,648.00
TOTAL	\$3,079,341.00

APPENDIX B

PUBLIC DEFENDER AND APPOINTED COUNSEL STATISTICAL SUMMARIES

**PUBLIC DEFENDER SERVICES
STATISTICAL REPORT
APPOINTED COUNSEL FY 93/94**

Total Number of Claims Paid	28,741
Total Number of Direct Expense Claims Paid	560
Total Number of Hours	231,301.95
Total Amount Paid in Claims	\$12,300,072.15
Total Fees Paid to Counsel	\$11,281,870.39
Total Paid Expenses	\$ 1,018,201.76
Average Total Cost Per Claim	\$427.97
Average Counsel Fee Per Claim	\$392.54
Average Expenses Per Claim	\$35.43
Percent of Claim Attributable to Fees	91.72%
Percent of Claim Attributable to Expenses	8.28%
Average Total Cost Per Hour	\$53.18
Total Hours In-Court	51,404.23
Total Hours Out-of-Court	179,897.73
Percent of Total Hours In-Court	22.2%
Percent of Total Hours Out-of-Court	77.8%

**PUBLIC DEFENDER SERVICES
STATISTICAL REPORT
PUBLIC DEFENDER CORPORATIONS FY 93/94**

Total Number of Cases Represented	16,350
Total Number of Hours Worked	79,340.02
Total Amount Disbursed to Corporations	\$3,079,341.00
Average Total Cost Per Case	\$188.34
Average Total Cost Per Hour	\$38.82

**WV PUBLIC DEFENDER SERVICES
 SUMMARY REPORT FOR ATTORNEY FEES/EXPENSES/HOURS FY 1994**

CIRCUIT/ COUNTY	ATTORNEY HOURS TOTAL	ATTORNEY FEE AMOUNT IN \$	ATTORNEY EXPENSE AMOUNT IN \$	DIRECT EXPENSE AMOUNT IN \$	EXPENSE TOTAL IN \$	GRAND TOTAL
1ST CIRCUIT:						
BROOKE	1202.65	55358.50	2589.40	1776.25	4365.65	59724.15
HANCOCK	1497.11	74000.00	3537.78	3627.01	7164.79	81164.79
OHIO	3543.10	169270.50	8265.56	5451.10	13716.66	182987.16
CIRCUIT TOTAL	6242.86	298629.00	14392.74	10854.36	25247.10	323876.10
2ND TOTAL:						
MARSHALL	1456.55	68667.50	2896.62	1998.00	4894.62	73562.12
TYLER	992.80	46921.50	28448.04	200.00	28648.04	75569.54
WETZEL	1136.50	54409.00	1334.38	0.00	1334.38	55743.38
CIRCUIT TOTAL	3585.85	169998.00	32679.04	2198.00	34877.04	204875.04
3RD CIRCUIT:						
DODDRIDGE	1362.77	56147.00	3566.88	0.00	3566.88	59713.88
PLEASANTS	1173.32	56698.00	5140.64	0.00	5140.64	61838.64
RUICHE	1972.48	96008.40	17017.78	3575.76	20593.54	116601.94
CIRCUIT TOTAL	4508.56	208853.40	25725.30	3575.76	29301.06	238154.46
4TH CIRCUIT:						
WIRT	904.55	43844.75	3385.14	619.64	4004.78	47849.53
WOOD	13831.58	689760.55	35827.18	13760.80	49587.98	739348.53
CIRCUIT TOTAL	14736.13	733605.30	39212.32	14380.44	53592.76	787198.06
5TH CIRCUIT:						
CALHOUN	1817.94	91539.13	1964.06	0.00	1964.06	93503.19
JACKSON	4456.65	227697.50	7295.66	8177.79	15473.45	243170.95
ROANE	3163.97	166704.50	7220.47	825.00	8045.47	174749.97
CIRCUIT TOTAL	9438.57	485941.13	16480.19	9002.79	25482.98	511424.11

CIRCUIT/ COUNTY	ATTORNEY HOURS TOTAL	ATTORNEY FEE AMOUNT IN \$	ATTORNEY EXPENSE AMOUNT IN \$	DIRECT EXPENSE AMOUNT IN \$	EXPENSE TOTAL IN \$	GRAND TOTAL
6TH CIRCUIT:						
CABELL	19656.36	998026.05	47632.35	80613.15	128245.50	1126271.55
CIRCUIT TOTAL	19656.36	998026.05	47632.35	80613.15	128245.50	1126271.55
7TH CIRCUIT:						
LOGAN	6447.30	314353.50	23468.49	12289.54	35758.03	350111.53
CIRCUIT TOTAL	6447.30	314353.50	23468.49	12289.54	35758.03	350111.53
8TH CIRCUIT:						
MCDOWELL	1044.10	53261.00	4582.50	807.00	5389.50	58650.50
CIRCUIT TOTAL	1044.10	53261.00	4582.50	807.00	5389.50	58650.50
9TH CIRCUIT:						
MERCER	8367.43	397598.00	40205.83	13201.20	53407.03	451005.03
CIRCUIT TOTAL	8367.43	397598.00	40205.83	13201.20	53407.03	451005.03
10TH CIRCUIT:						
RALEIGH	4222.89	203366.50	2566.09	11494.21	14060.30	217426.80
CIRCUIT TOTAL	4222.89	203366.50	2566.09	11494.21	14060.30	217426.80
11TH CIRCUIT:						
GREENBRIER	4177.40	208015.00	1939.63	0.00	1939.63	209954.63
MONROE	920.26	45835.55	1921.97	0.00	1921.97	47757.52
POCAHONTAS	1956.19	92901.37	6807.68	3340.00	10147.68	103049.05
SUMMERS	1401.26	68957.50	3142.56	1264.60	4407.16	73364.66
CIRCUIT TOTAL	8455.11	415709.42	13811.84	4604.60	18416.44	434125.86
12TH CIRCUIT:						
FAYETTE	2090.01	104467.50	7081.86	6683.74	13765.60	118233.10
CIRCUIT TOTAL	2090.01	104467.50	7081.86	6683.74	13765.60	118233.10

CIRCUIT/ COUNTY	ATTORNEY HOURS TOTAL	ATTORNEY FEE AMOUNT IN \$	ATTORNEY EXPENSE AMOUNT IN \$	DIRECT EXPENSE AMOUNT IN \$	EXPENSE TOTAL IN \$	GRAND TOTAL
6TH CIRCUIT:						
CABELL	19656.36	998026.05	47632.35	80613.15	128245.50	1126271.55
CIRCUIT TOTAL	19656.36	998026.05	47632.35	80613.15	128245.50	1126271.55
7TH CIRCUIT:						
LOGAN	6447.30	314353.50	23468.49	12289.54	35758.03	350111.53
CIRCUIT TOTAL	6447.30	314353.50	23468.49	12289.54	35758.03	350111.53
8TH CIRCUIT:						
MCDOWELL	1044.10	53261.00	4582.50	807.00	5389.50	58650.50
CIRCUIT TOTAL	1044.10	53261.00	4582.50	807.00	5389.50	58650.50
9TH CIRCUIT:						
MERCER	8367.43	397598.00	40205.83	13201.20	53407.03	451005.03
CIRCUIT TOTAL	8367.43	397598.00	40205.83	13201.20	53407.03	451005.03
10TH CIRCUIT:						
RALEIGH	4222.89	203366.50	2566.09	11494.21	14060.30	217426.80
CIRCUIT TOTAL	4222.89	203366.50	2566.09	11494.21	14060.30	217426.80
11TH CIRCUIT:						
GREENBRIER	4177.40	208015.00	1939.63	0.00	1939.63	209954.63
MONROE	920.26	45835.55	1921.97	0.00	1921.97	47757.52
POCAHONTAS	1956.19	92901.37	6807.68	3340.00	10147.68	103049.05
SUMMERS	1401.26	68957.50	3142.56	1264.60	4407.16	73364.66
CIRCUIT TOTAL	8455.11	415709.42	13811.84	4604.60	18416.44	434125.86
12TH CIRCUIT:						
FAYETTE	2090.01	104467.50	7081.86	6683.74	13765.60	118233.10
CIRCUIT TOTAL	2090.01	104467.50	7081.86	6683.74	13765.60	118233.10

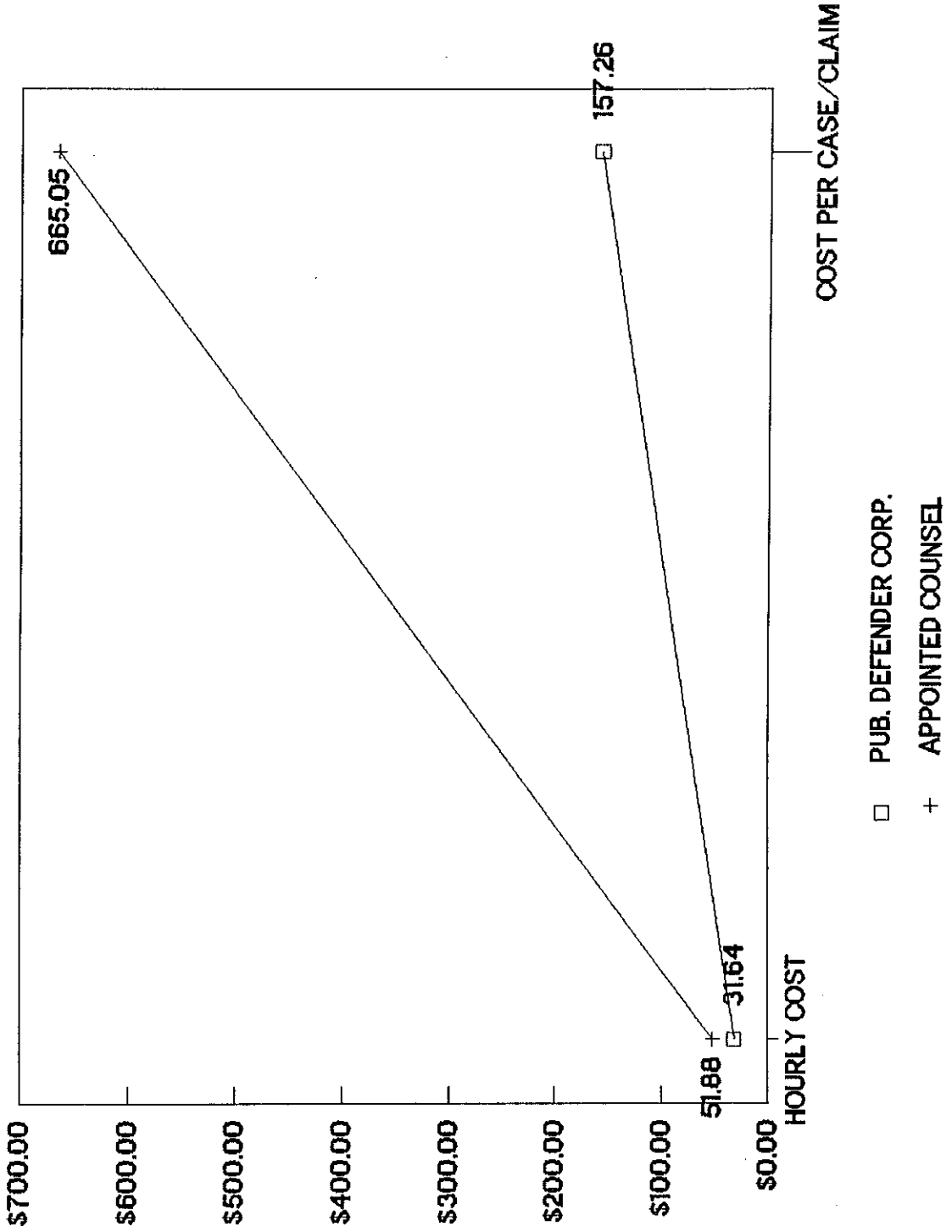
CIRCUIT/ COUNTY	ATTORNEY HOURS TOTAL	ATTORNEY FEE AMOUNT IN \$	ATTORNEY EXPENSE AMOUNT IN \$	DIRECT EXPENSE AMOUNT IN \$	EXPENSE TOTAL IN \$	GRAND TOTAL
13TH CIRCUIT:						
KANAWHA	31607.73	1516167.97	60194.73	112358.85	172553.58	1688721.55
CIRCUIT TOTAL	31607.73	1516167.97	60194.73	112358.85	172553.58	1688721.55
14TH CIRCUIT:						
BRAXTON	2380.31	120472.50	6854.72	1227.00	8081.72	128554.22
CLAY	1603.61	76156.50	2560.21	3100.37	5660.58	81817.08
GILMER	896.64	43614.50	2145.24	971.63	3116.87	46731.37
WEBSTER	1143.68	54156.50	2682.63	0.00	2682.63	56839.13
CIRCUIT TOTAL	6024.24	294400.00	14242.80	5299.00	19541.80	313941.80
15TH CIRCUIT:						
HARRISON	15426.30	720505.21	44852.31	6745.56	51597.87	772103.08
CIRCUIT TOTAL	15426.30	720505.21	44852.31	6745.56	51597.87	772103.08
16TH CIRCUIT:						
MARION	12020.87	578527.20	18111.90	4383.16	22495.06	601022.26
CIRCUIT TOTAL	12020.87	578527.20	18111.90	4383.16	22495.06	601022.26
17TH CIRCUIT:						
MONONGALIA	4061.24	201169.85	5054.65	0.00	5054.65	206224.50
CIRCUIT TOTAL	4061.24	201169.85	5054.65	0.00	5054.65	206224.50
18TH CIRCUIT:						
PRESTON	3164.02	153395.00	4164.79	3197.00	7361.79	160756.79
CIRCUIT TOTAL	3164.02	153395.00	4164.79	3197.00	7361.79	160756.79
19TH CIRCUIT:						
BARBOUR	1493.20	72509.00	3388.43	0.00	3388.43	75897.43
TAYLOR	2316.49	111872.50	1514.96	0.00	1514.96	113387.46
CIRCUIT TOTAL	3809.69	184381.50	4903.39	0.00	4903.39	189284.89

CIRCUIT/ COUNTY	ATTORNEY HOURS TOTAL	ATTORNEY FEE AMOUNT IN \$	ATTORNEY EXPENSE AMOUNT IN \$	DIRECT EXPENSE AMOUNT IN \$	EXPENSE TOTAL IN \$	GRAND TOTAL
20TH CIRCUIT:						
RANDOLPH	5419.92	257270.50	14592.78	7718.00	22310.78	279581.28
CIRCUIT TOTAL	5419.92	257270.50	14592.78	7718.00	22310.78	279581.28
21ST CIRCUIT:						
GRANT	1055.79	51036.50	3693.18	0.00	3693.18	54729.68
MINERAL	2202.96	104893.00	919.61	2650.00	3569.61	108462.61
TUCKER	312.42	15061.00	1041.16	416.75	1457.91	16518.91
CIRCUIT TOTAL	3571.17	170990.50	5653.95	3066.75	8720.70	179711.20
22ND CIRCUIT:						
HAMPSHIRE	2233.66	113436.50	7415.00	0.00	7415.00	120851.50
HARDY	3066.10	148626.00	23719.63	3620.00	27339.63	175965.63
PENDLETON	1237.20	61430.00	3550.28	0.00	3550.28	64980.28
CIRCUIT TOTAL	6536.96	323492.50	34684.91	3620.00	38304.91	361797.41
23RD CIRCUIT:						
BERKELEY	5008.54	246570.05	11169.82	7469.33	18639.15	265209.20
JEFFERSON	5085.46	251557.00	8670.38	942.50	9612.88	261169.88
MORGAN	1520.04	73936.00	1696.95	960.00	2656.95	76592.95
CIRCUIT TOTAL	11614.05	572063.05	21537.15	9371.83	30908.98	602972.03
24TH CIRCUIT:						
WAYNE	3149.48	158884.50	8953.43	10221.86	19175.29	178059.79
CIRCUIT TOTAL	3149.48	158884.50	8953.43	10221.86	19175.29	178059.79
25TH CIRCUIT:						
BOONE	4388.20	223681.50	9378.80	30543.83	39922.63	263604.13
LINCOLN	5281.08	265130.00	5697.71	21435.68	27133.39	292263.39
CIRCUIT TOTAL	9669.27	488811.50	15076.51	51979.51	67056.02	555867.52

CIRCUIT/ COUNTY	ATTORNEY HOURS TOTAL	ATTORNEY FEE AMOUNT IN \$	ATTORNEY EXPENSE AMOUNT IN \$	DIRECT EXPENSE AMOUNT IN \$	EXPENSE TOTAL IN \$	GRAND TOTAL
26TH CIRCUIT:						
LEWIS	4877.39	233153.50	11045.51	5035.64	16081.15	249234.65
UPSHUR	4367.90	213041.00	5995.81	13144.05	19139.86	232180.86
CIRCUIT TOTAL	9245.29	446194.50	17041.32	18179.69	35221.01	481415.51
27TH CIRCUIT:						
WYOMING	5641.82	262112.00	16949.60	8208.32	25157.92	287269.92
CIRCUIT TOTAL	5641.82	262112.00	16949.60	8208.32	25157.92	287269.92
28TH CIRCUIT:						
NICHOLAS	1082.70	56323.50	1488.16	1000.00	2488.16	58811.66
CIRCUIT TOTAL	1082.70	56323.50	1488.16	1000.00	2488.16	58811.66
29TH CIRCUIT:						
MASON	2969.24	143932.00	7012.34	3956.40	10968.74	154900.74
PUTNAM	6101.01	302952.81	27047.47	5711.68	32759.15	335711.96
CIRCUIT TOTAL	9070.25	446884.81	34059.81	9668.08	43727.89	490612.70
30TH CIRCUIT:						
MINGO	1391.80	66487.50	3001.27	1077.35	4078.62	70566.12
CIRCUIT TOTAL	1391.80	66487.50	3001.27	1077.35	4078.62	70566.12
STATE TOTAL	231301.96	\$11,281,870.39	\$592,402.01	\$425,799.75	\$1,018,201.76	\$12,300,072.15

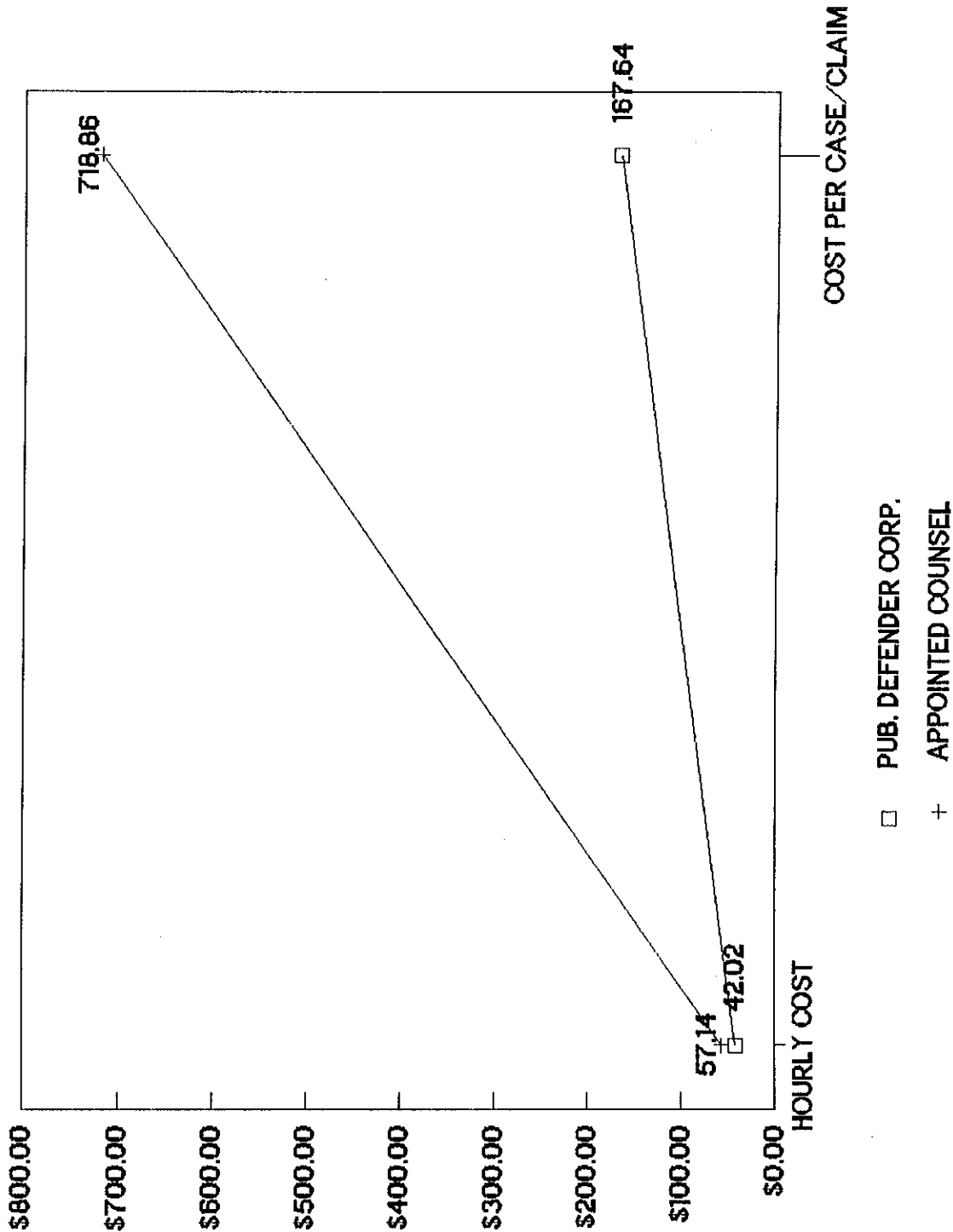
1ST JUDICIAL CIRCUIT

STATISTICAL COMPARISON FY 93/94



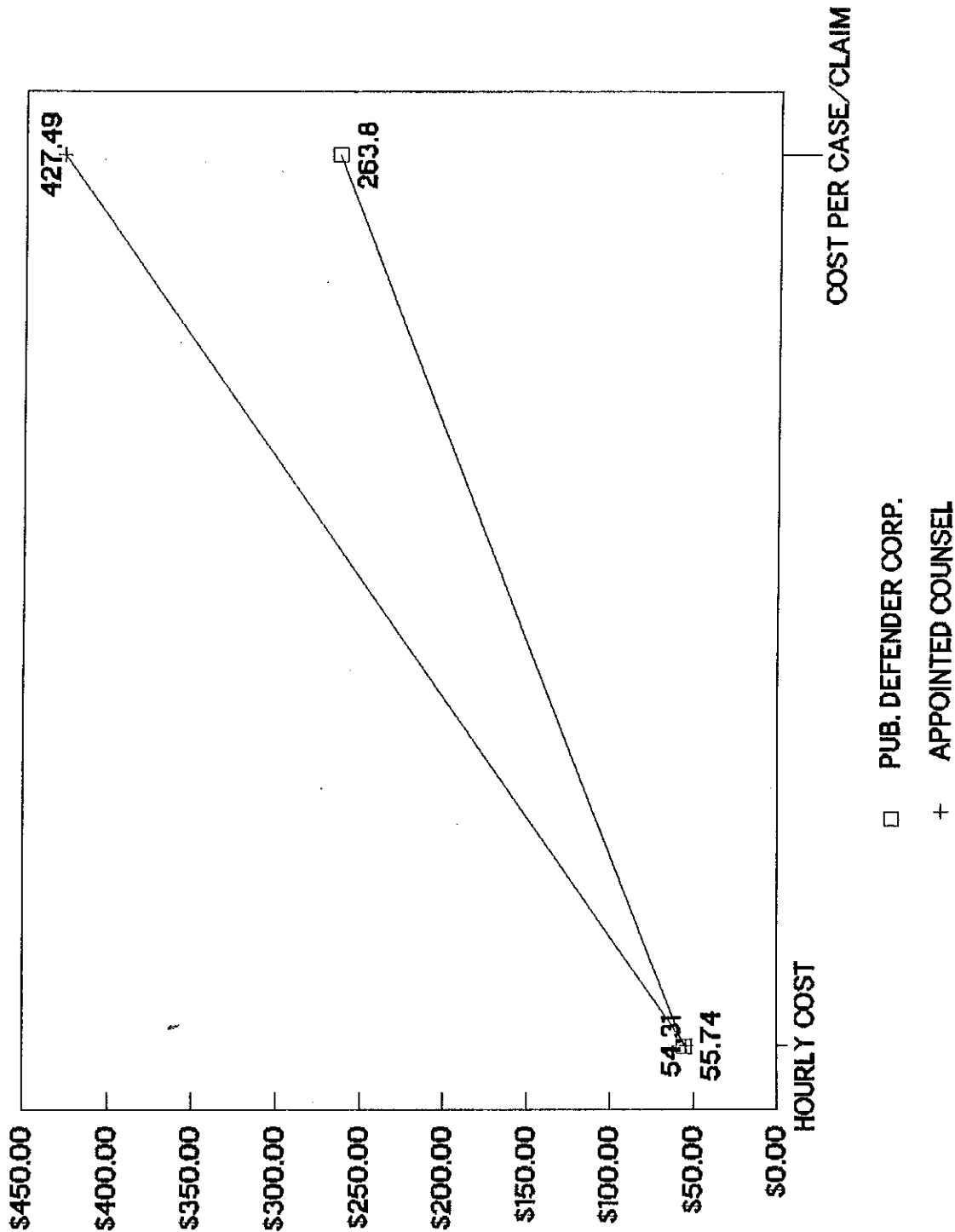
2ND JUDICIAL CIRCUIT

STATISTICAL COMPARISON FY 93/94



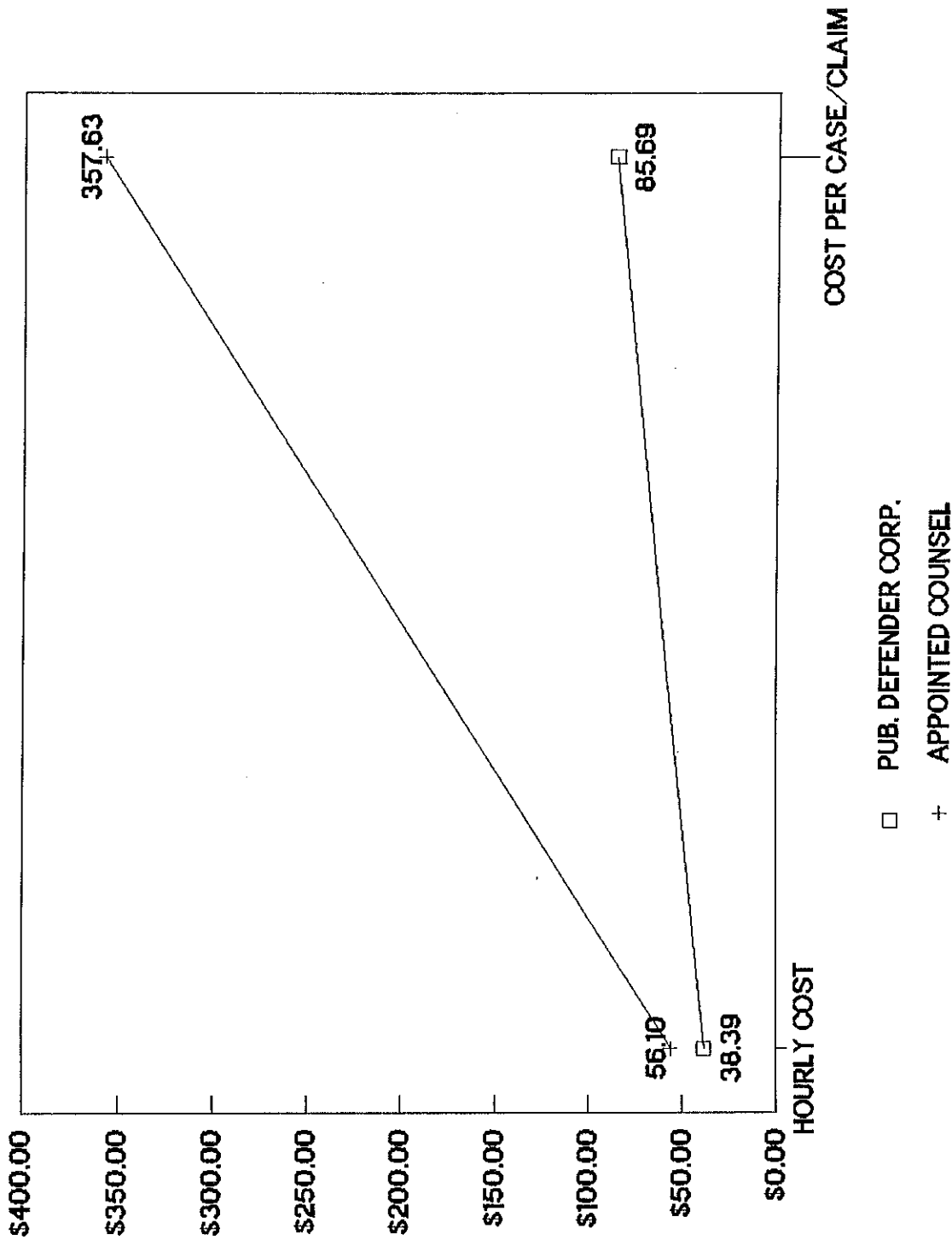
7TH JUDICIAL CIRCUIT

STATISTICAL COMPARISON FY 93/94



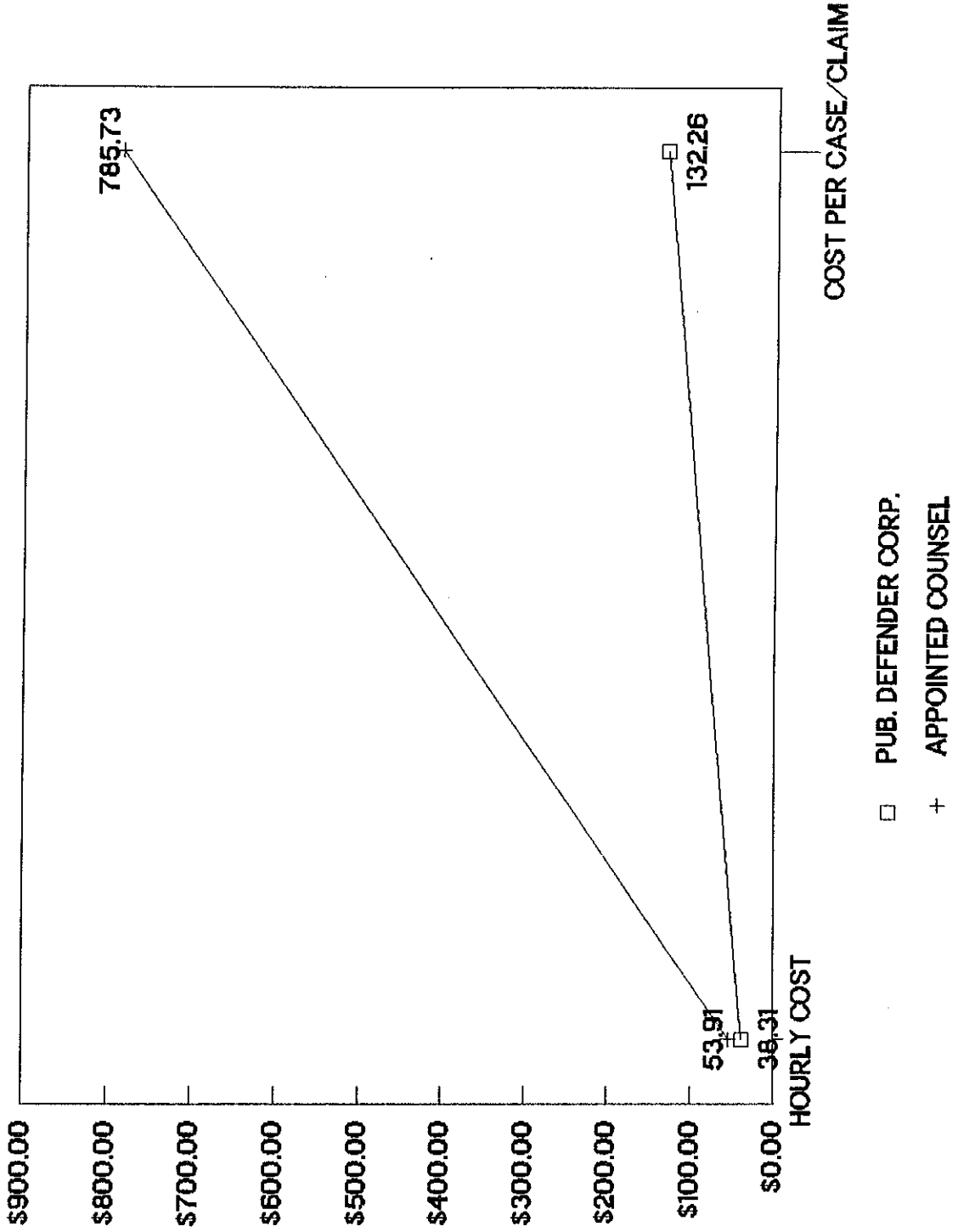
8TH JUDICIAL CIRCUIT

STATISTICAL COMPARISON FY 93/94



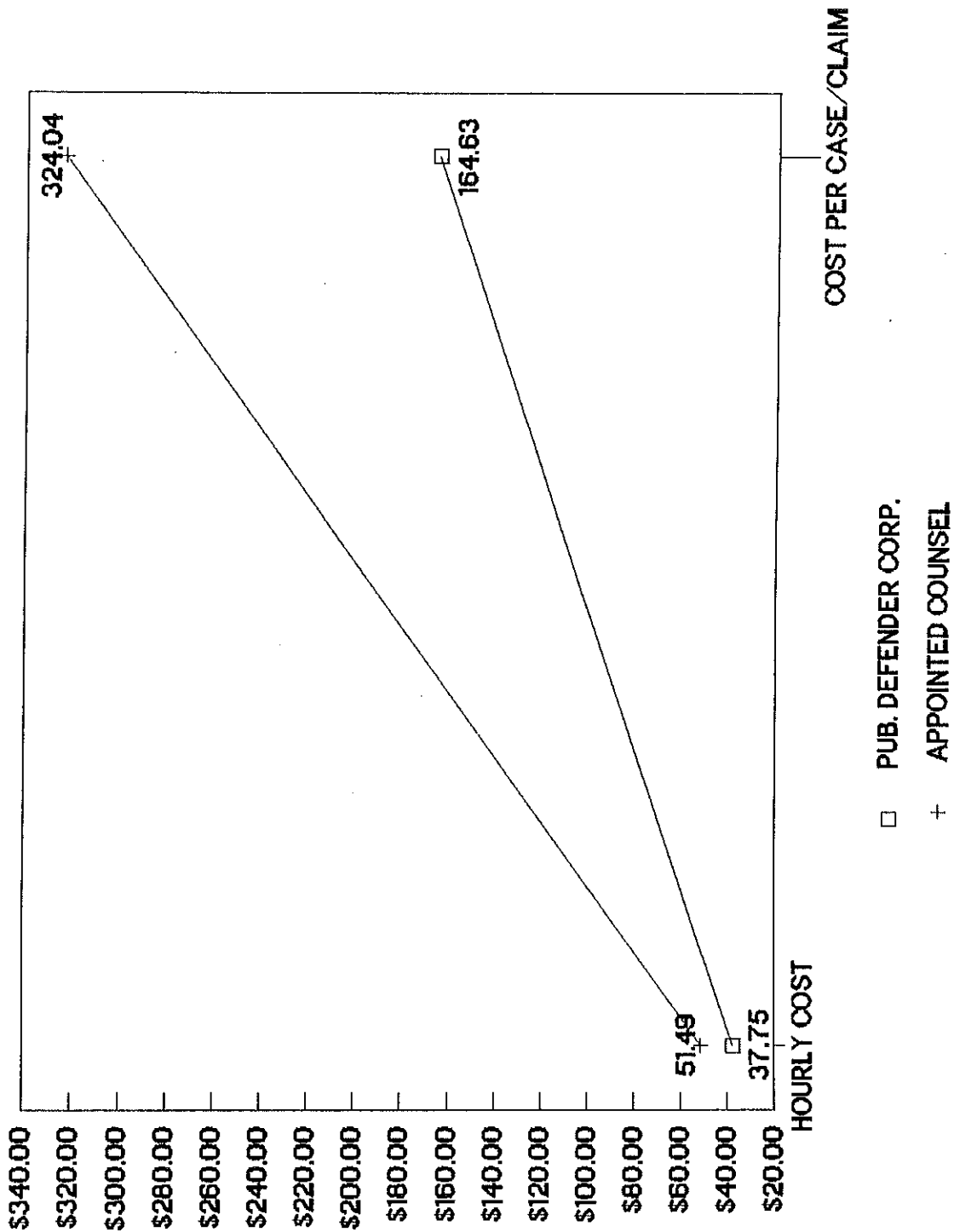
9TH JUDICIAL CIRCUIT

STATISTICAL COMPARISON FY 93/94



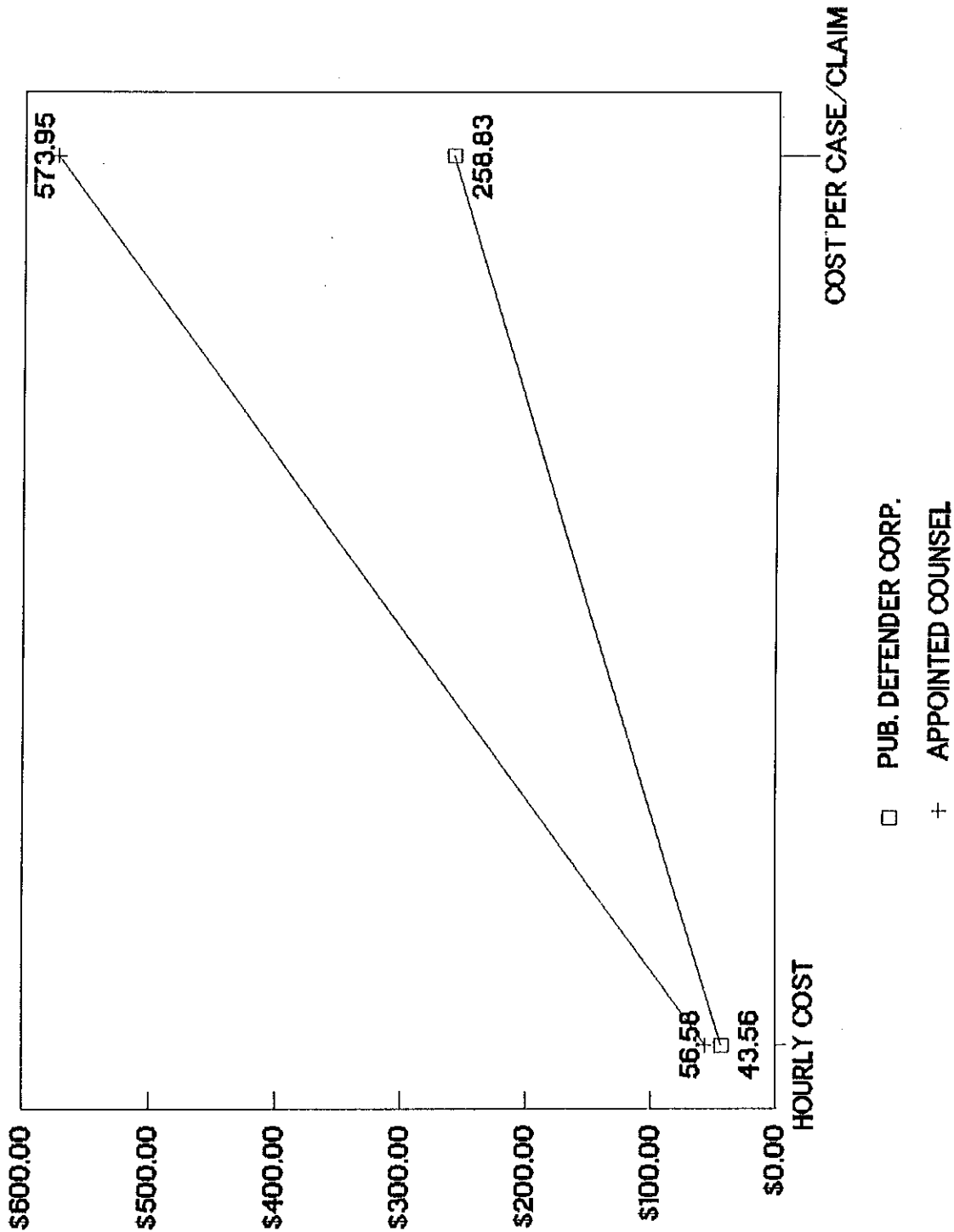
10TH JUDICIAL CIRCUIT

STATISTICAL COMPARISON FY 93/94



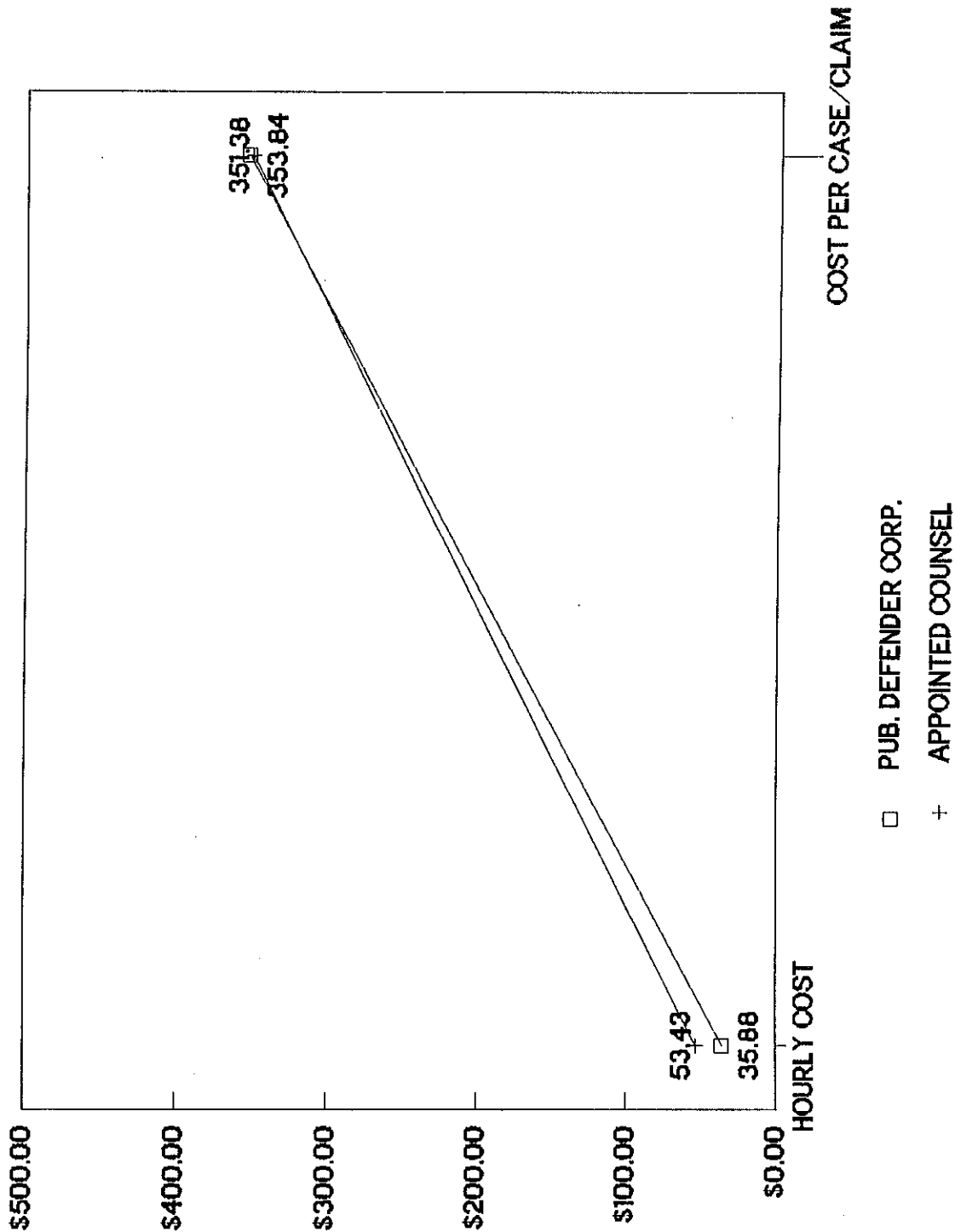
12TH JUDICIAL CIRCUIT

STATISTICAL COMPARISON FY 93/94



13TH JUDICIAL CIRCUIT

STATISTICAL COMPARISON FY 93/94



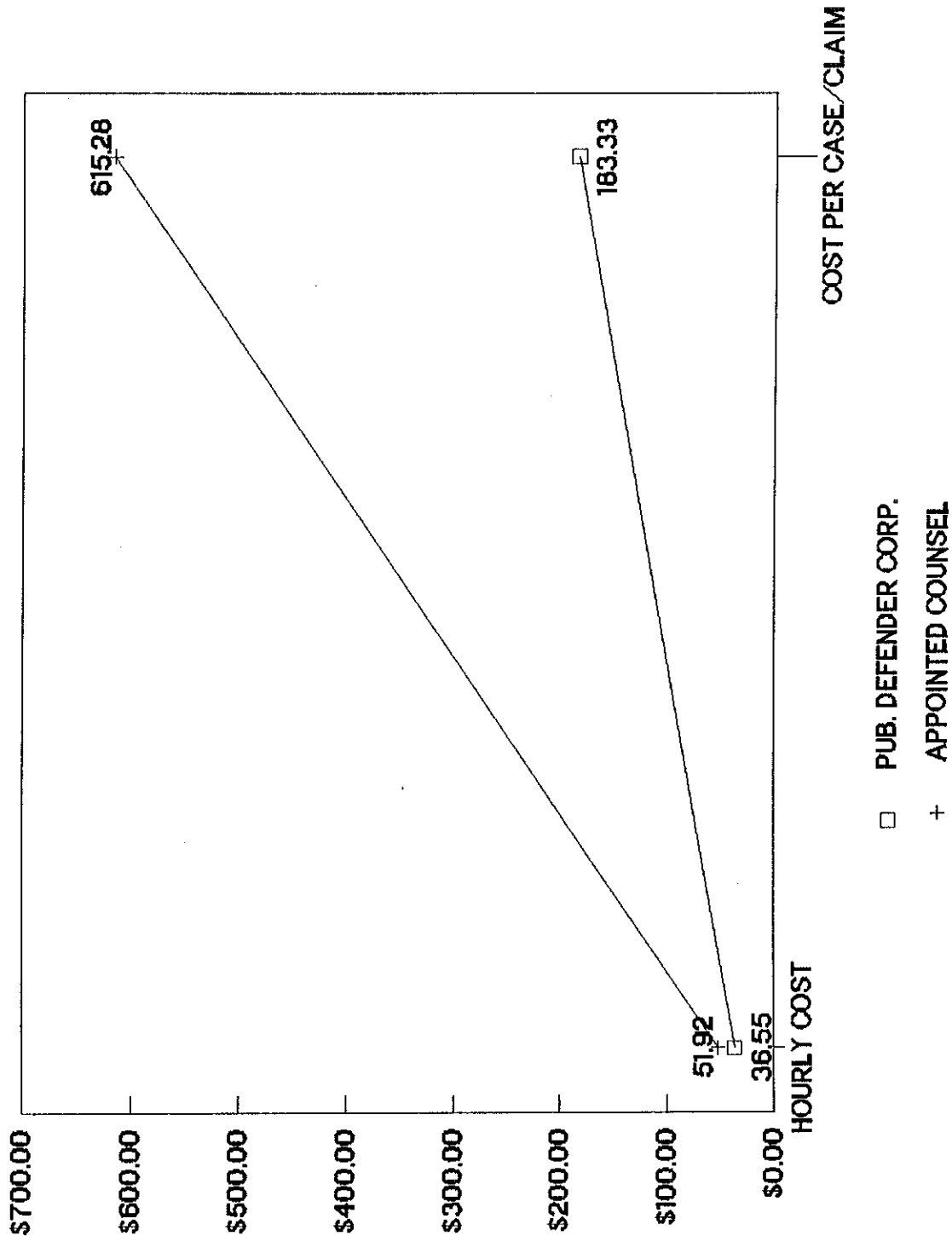
15TH JUDICIAL CIRCUIT

STATISTICAL COMPARISON FY 93/94

NOTE: THE 15TH JUDICIAL CIRCUIT PUBLIC DEFENDER CORPORATIONS FIGURES ARE NOT INCLUDED BECAUSE THE OFFICE WAS NOT OPERATIONAL FOR THE ENTIRE FISCAL YEAR 1993 – 1994.

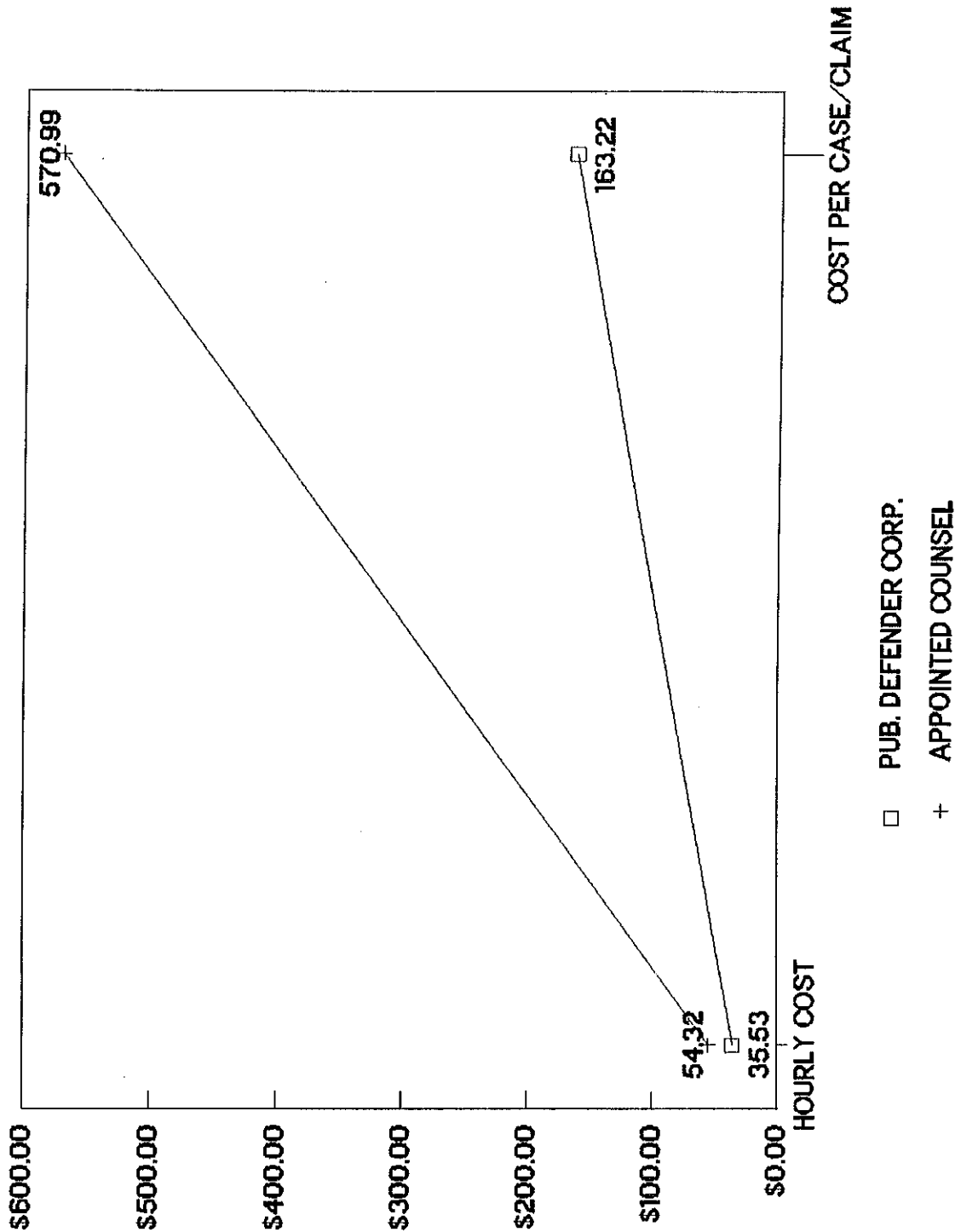
23RD JUDICIAL CIRCUIT

STATISTICAL COMPARISON FY 93/94



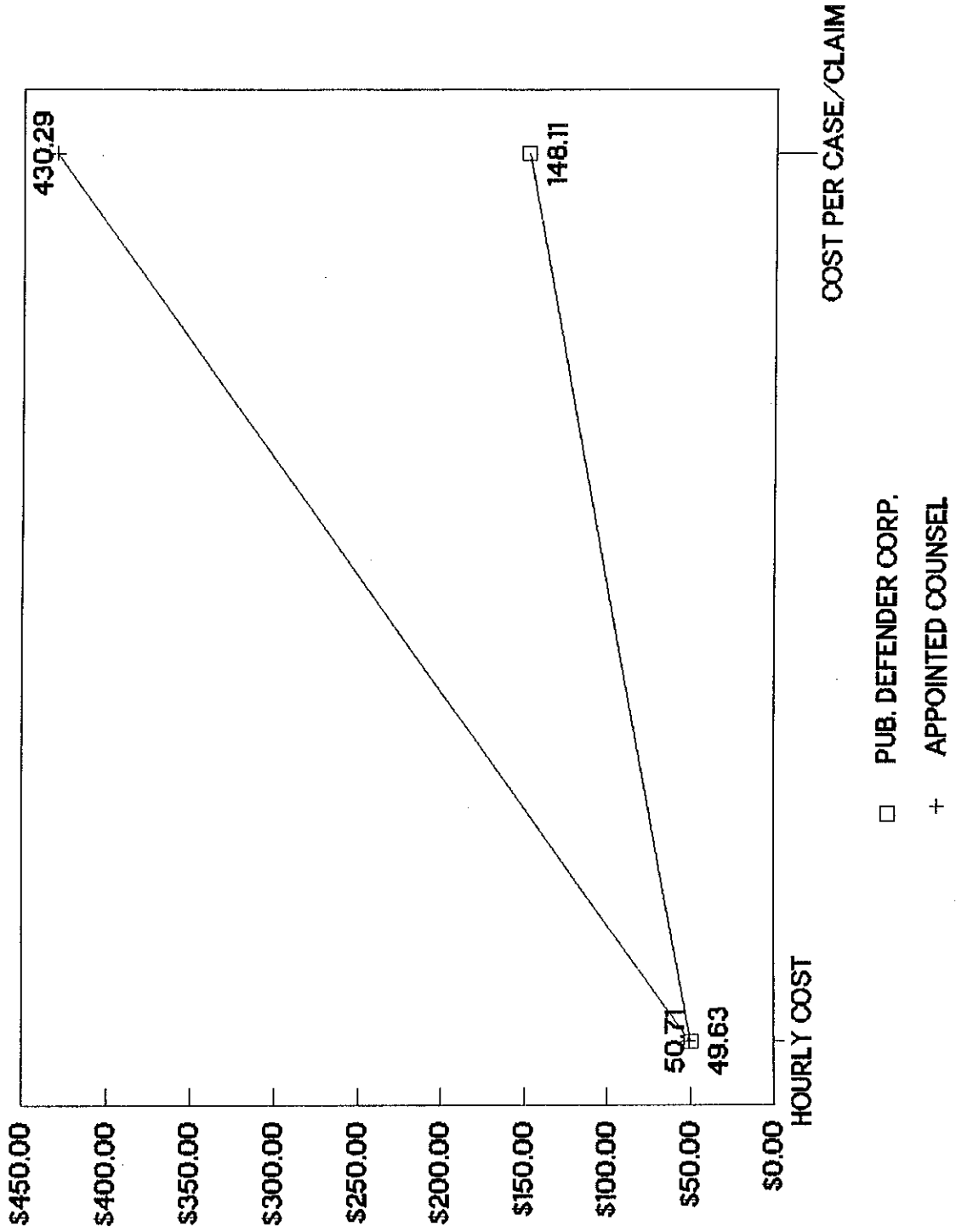
28TH JUDICIAL CIRCUIT

STATISTICAL COMPARISON FY 93/94



30TH JUDICIAL CIRCUIT

STATISTICAL COMPARISON FY 93/94



\$450.00

\$400.00

\$350.00

\$300.00

\$250.00

\$200.00

\$150.00

\$100.00

\$50.00

\$0.00

HOURLY COST

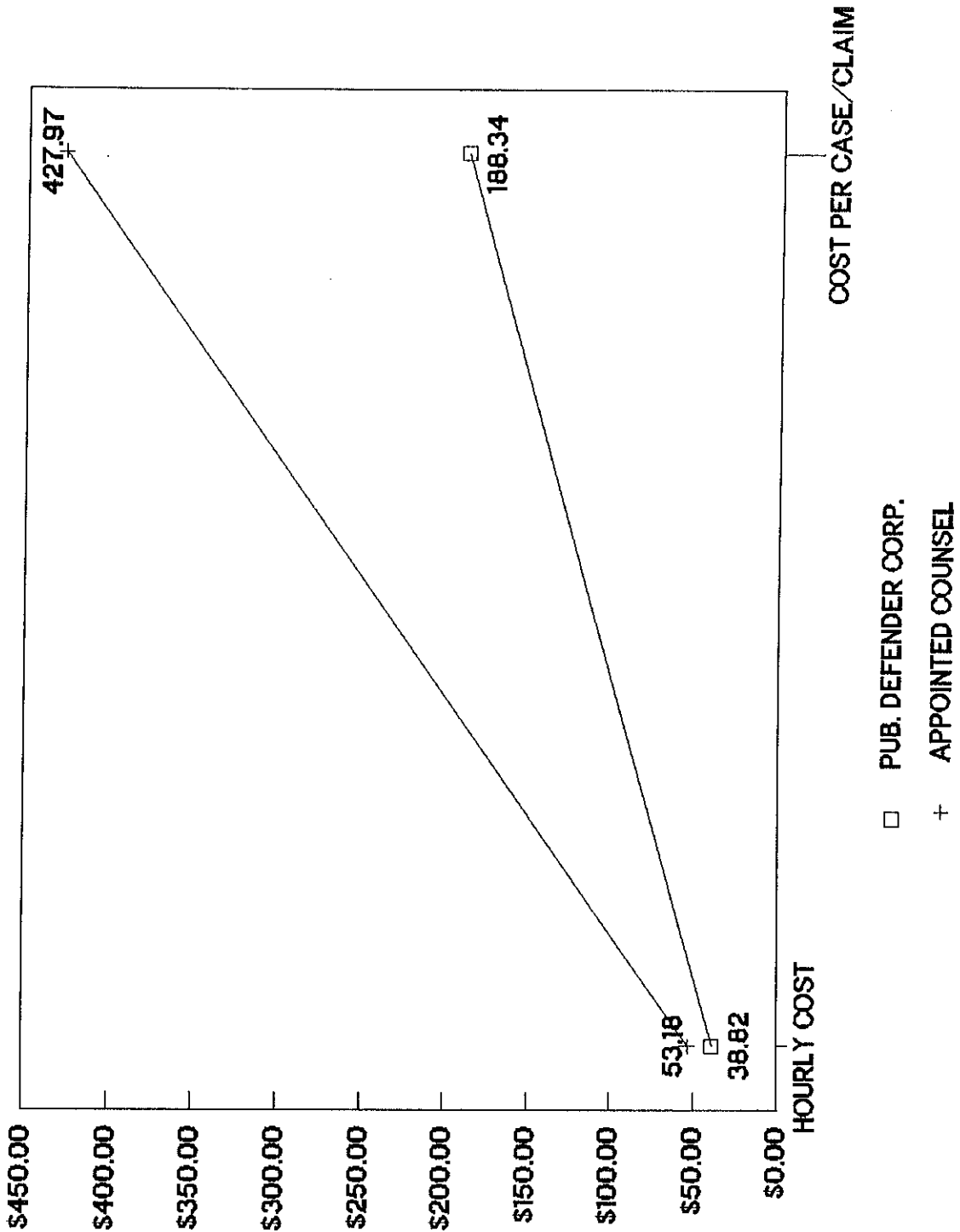
COST PER CASE/CLAIM

□ PUB. DEFENDER CORP.

+ APPOINTED COUNSEL

OVERALL STATE AVERAGES

STATISTICAL COMPARISON FY 93/94

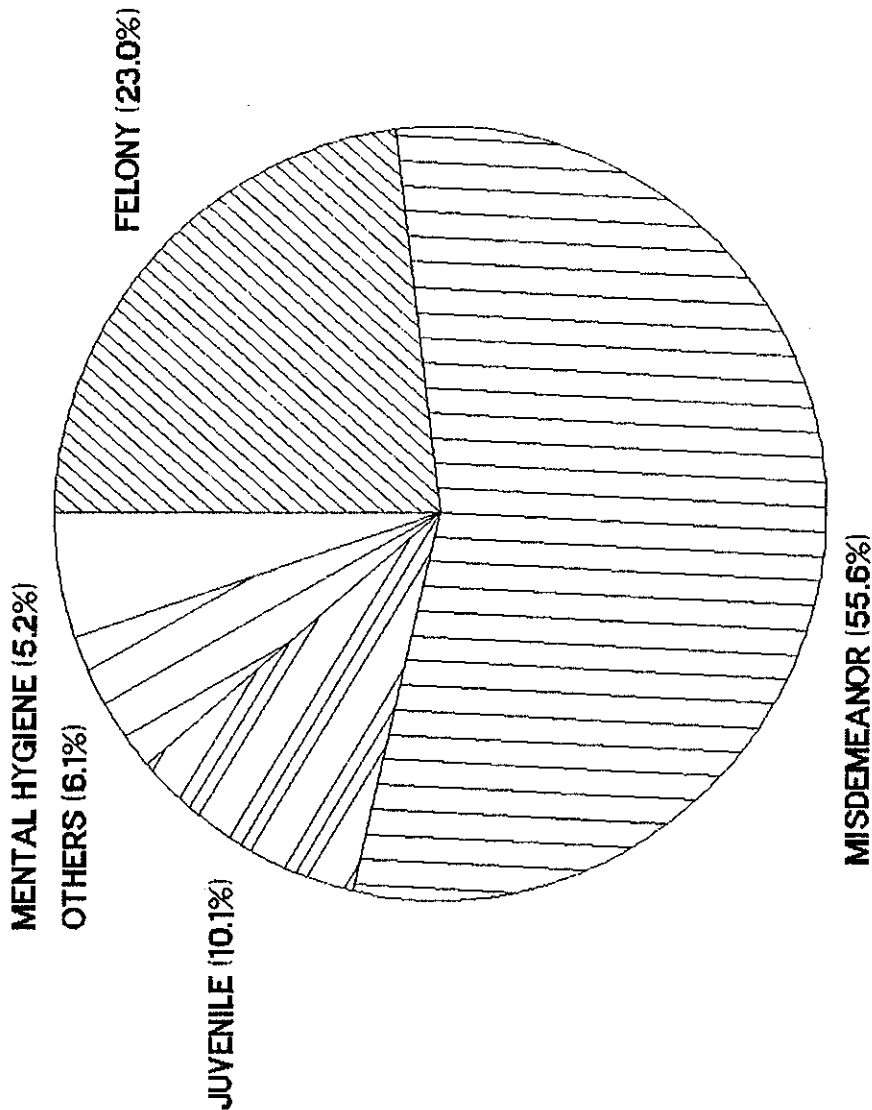


APPENDIX C

PUBLIC DEFENDER CORPORATIONS STATISTICS

PUBLIC DEFENDER CORPORATIONS

NEW CASES OPENED BY CASE TYPE FY194

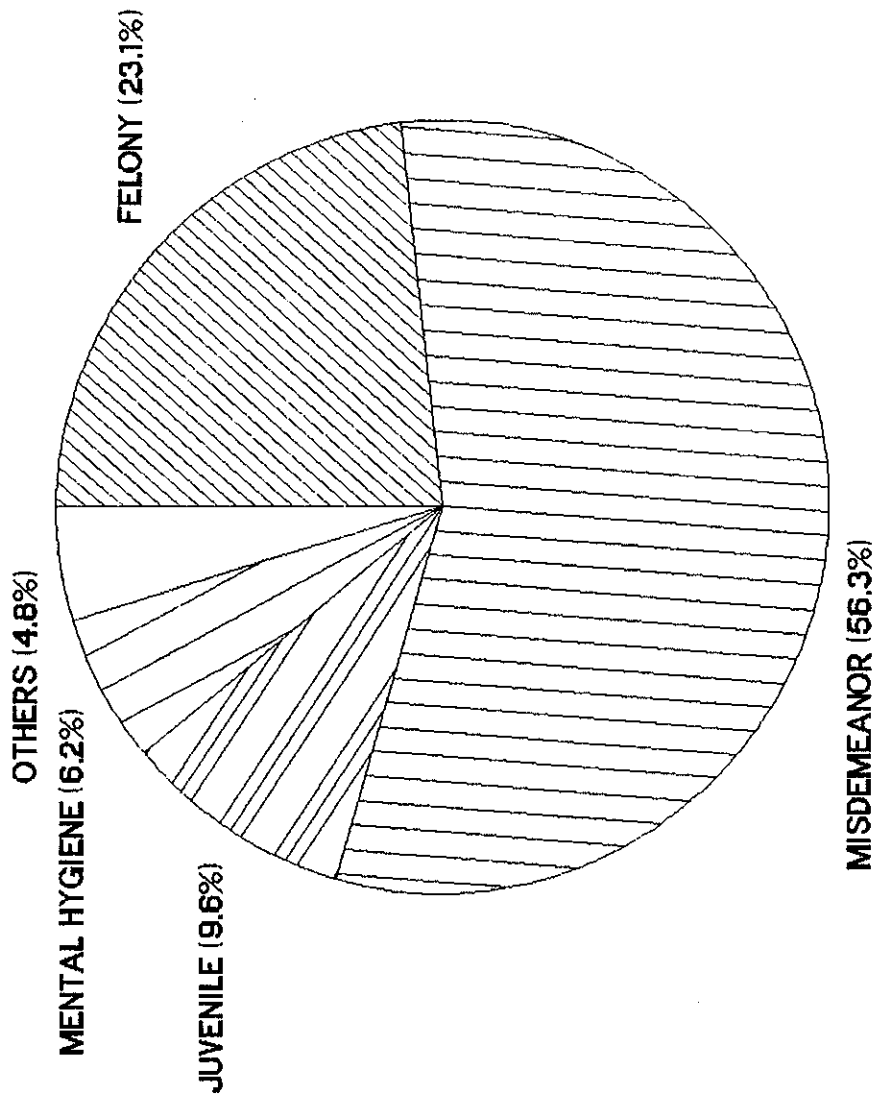


PUBLIC DEFENDER CORPORATIONS
 CASELOAD REPORT
 NEW CASES OPENED BY CASE TYPE FOR FY 1994

CIRCUIT	PAROLE											TOTAL CASES
	FELONY	MISDEMEAN	MENTAL HYGIENE	JUVENILE	PATERNITY	REVOCA	TERMIN/ ABUSE	HABEAS/ SC	OTHER	EXTRAD	TOTAL	
1ST CIRC.												
OHIO	124	541	75	73	4	7	8	3	11	15	861	
BROOKE	128	242	12	76	0	22	3	0	0	4	487	
TOTAL	252	783	87	149	4	29	11	3	11	19	1348	
2ND CIRC.	120	449	74	169	6	10	11	15	4	5	863	
7TH CIRC.	210	6	75	0	13	9	8	1	5	10	337	
8TH CIRC.	223	621	0	35	0	5	0	2	7	2	895	
9TH CIRC.	212	836	120	79	0	8	19	2	43	6	1325	
10TH CIRC.	382	959	0	0	8	9	20	3	5	0	1386	
12TH CIRC.	132	304	22	43	0	5	2	2	1	6	517	
13TH CIRC.	406	606	1	449	0	6	2	186	6	7	1669	
15TH CIRC.	131	189	10	4	1	3	6	0	14	1	359	
23RD CIRC.	273	814	4	146	1	2	0	7	2	2	1251	
28TH CIRC.	72	218	46	45	0	5	7	1	3	2	399	
30TH CIRC.	145	401	144	0	5	0	12	0	51	15	773	
TOTAL	2558	6186	583	1119	38	91	98	222	152	75	11122	

PUBLIC DEFENDER CORPORATIONS

CASES CLOSED BY CASE TYPE FY 94



PUBLIC DEFENDER CORPORATIONS
 CASELOAD REPORT
 CASES CLOSED BY CASE TYPE FY 1994

CIRCUIT	PAROLE													TOTAL CASES
	FELONY	MISDEMEAN	MENTAL HYGIENE	JUVENILE	PATERNITY	REVOCA	PROBAT.	TERMIN/ ABUSE	HABEAS/ SC	OTHER	EXTRADIT.	TOTAL		
1ST CIRC.														
OHIO	151	587	118	58	0	5	8	4	8	14	8	953		
BROOKE	110	239	13	82	2	8	4	0	1	5	1	464		
TOTAL	261	826	131	140	2	13	12	4	9	19	19	1417		
2ND CIRC.	117	475	83	156	10	8	9	22	4	3	3	887		
7TH CIRC.	200	11	77	2	6	5	13	1	3	11	11	329		
8TH CIRC.	281	756	0	35	0	0	1	0	5	2	2	1080		
9TH CIRC.	234	786	117	76	0	17	22	4	56	9	9	1321 ⁻³⁷		
10TH CIRC.	328	937	0	0	14	8	16	1	10	0	0	1314		
12TH CIRC.	133	271	22	34	0	6	5	4	1	5	5	481		
13TH CIRC.	288	390	1	429	0	4	1	3	2	5	5	1123		
15TH CIRC.	42	77	5	1	0	1	3	0	11	1	1	141		
23RD CIRC.	212	509	4	50	1	1	0	3	1	11	11	792		
28TH CIRC.	71	214	34	38	0	6	1	0	2	2	2	368		
30TH CIRC.	159	413	150	6	2	0	4	0	54	20	20	808		
TOTAL	2326	5665	624	967	35	69	87	42	158	88	88	10061		

PUBLIC DEFENDER CORPORATION MONTHLY CASE TURNOVER

DATE: 07/01/93..06/30/94

	OPEN CASES BEG. OF PERIOD	CASES OPENED	CASES CLOSED	OPEN CASES END OF PERIOD
1ST CIRCUIT (OHIO):				
FELONY	101	124	151	74
MISDEMEANOR	285	541	587	239
MENTAL HYGIENE	66	75	118	23
JUVENILE	83	73	58	98
PATERNITY	4	4	0	8
PAROLE/PROBAT. REVOCATION	4	7	5	6
ABUSE & NEGLECT	12	8	8	12
SUPREME COURT/HABEAS	14	3	4	13
OTHER (SPECIFY)	8	11	8	11
EXTRADITION	3	15	14	4
TOTALS 1ST CIRCUIT (OHIO):	580	861	953	488
1ST CIRCUIT (BROOKE):				
FELONY	94	128	110	112
MISDEMEANOR	143	242	239	146
MENTAL HYGIENE	3	12	13	2
JUVENILE	114	76	82	108
PATERNITY	2	0	2	0
PAROLE/PROBAT. REVOCATION	16	22	8	30
ABUSE & NEGLECT	6	3	4	5
SUPREME COURT/HABEAS	0	0	0	0
OTHER (SPECIFY)	1	0	1	0
EXTRADITION	5	4	5	4
TOTALS 1ST CIRCUIT (BROOKE):	384	487	464	407

PUBLIC DEFENDER CORPORATION MONTHLY CASE TURNOVER

DATE: 07/01/93..06/30/94

	OPEN CASES BEG. OF PERIOD	CASES OPENED	CASES CLOSED	OPEN CASES END OF PERIOD
2ND CIRCUIT:				
FELONY	69	120	117	72
MISDEMEANOR	202	449	475	176
MENTAL HYGIENE	12	74	83	3
JUVENILE	156	169	156	169
PATERNITY	14	6	10	10
PAROLE/PROBAT. REVOCATION	1	10	8	3
ABUSE & NEGLECT	13	11	9	15
SUPREME COURT/HABEAS	15	15	22	8
OTHER (SPECIFY)	2	4	4	2
EXTRADITION	5	5	3	7
TOTALS 2ND CIRCUIT:	489	863	887	465
7TH CIRCUIT:				
FELONY	192	210	200	202
MISDEMEANOR	14	6	11	9
MENTAL HYGIENE	3	75	77	1
JUVENILE	2	0	2	0
PATERNITY	8	13	6	15
PAROLE/PROBAT. REVOCATION	0	9	5	4
ABUSE & NEGLECT	16	8	13	11
SUPREME COURT/HABEAS	1	1	1	1
OTHER (SPECIFY)	4	5	3	6
EXTRADITION	3	10	11	2
TOTALS 7TH CIRCUIT:	243	337	329	251

PUBLIC DEFENDER CORPORATION MONTHLY CASE TURNOVER

DATE: 07/01/93..06/30/94

	OPEN CASES BEG. OF PERIOD	CASES OPENED	CASES CLOSED	OPEN CASES END OF PERIOD
8TH CIRCUIT:				
FELONY	279	223	281	221
MISDEMEANOR	433	621	756	298
MENTAL HYGIENE	0	0	0	0
JUVENILE	29	35	35	29
PATERNITY	0	0	0	0
PAROLE/PROBAT. REVOCATION	0	5	0	5
ABUSE & NEGLECT	1	0	1	0
SUPREME COURT/HABEAS	3	2	0	5
OTHER (SPECIFY)	19	7	5	21
EXTRADITION	0	2	2	0
TOTALS 8TH CIRCUIT:	764	895	1080	579
9TH CIRCUIT:				
FELONY	168	212	234	146
MISDEMEANOR	284	836	786	334
MENTAL HYGIENE	5	120	117	8
JUVENILE	112	79	76	115
PATERNITY	0	0	0	0
PAROLE/PROBAT. REVOCATION	11	8	17	2
ABUSE & NEGLECT	27	19	22	24
SUPREME COURT/HABEAS	4	2	4	2
OTHER (SPECIFY)	26	43	56	13
EXTRADITION	4	6	9	1
TOTALS 9TH CIRCUIT:	641	1325	1321	645

PUBLIC DEFENDER CORPORATION MONTHLY CASE TURNOVER

DATE: 07/01/93..06/30/94

	OPEN CASES BEG. OF PERIOD	CASES OPENED	CASES CLOSED	OPEN CASES END OF PERIOD
10TH CIRCUIT:				
FELONY	256	382	328	310
MISDEMEANOR	401	959	937	423
MENTAL HYGIENE	0	0	0	0
JUVENILE	0	0	0	0
PATERNITY	19	8	14	13
PAROLE/PROBAT. REVOCATION	6	9	8	7
ABUSE & NEGLECT	37	20	16	41
SUPREME COURT/HABEAS	3	3	1	5
OTHER (SPECIFY)	14	5	10	9
EXTRADITION	0	0	0	0
TOTALS 10TH CIRCUIT:	736	1386	1314	808
12TH CIRCUIT:				
FELONY	71	132	133	70
MISDEMEANOR	47	304	271	80
MENTAL HYGIENE	0	22	22	0
JUVENILE	8	43	34	17
PATERNITY	0	0	0	0
PAROLE/PROBAT. REVOCATION	2	5	6	1
ABUSE & NEGLECT	3	2	5	0
SUPREME COURT/HABEAS	3	2	4	1
OTHER (SPECIFY)	0	1	1	0
EXTRADITION	1	6	5	2
TOTALS 12TH CIRCUIT:	135	517	481	171

PUBLIC DEFENDER CORPORATION MONTHLY CASE TURNOVER

DATE: 07/01/93..06/30/94

	OPEN CASES BEG. OF PERIOD	CASES OPENED	CASES CLOSED	OPEN CASES END OF PERIOD
13TH CIRCUIT:				
FELONY	59	406	288	177
MISDEMEANOR	82	606	390	298
MENTAL HYGIENE	0	1	1	0
JUVENILE	115	449	429	135
PATERNITY	0	0	0	0
PAROLE/PROBAT. REVOCATION	1	6	4	3
ABUSE & NEGLECT	1	2	1	2
SUPREME COURT/HABEAS	2	186	3	185
OTHER (SPECIFY)	1	6	2	5
EXTRADITION	0	7	5	2
TOTALS 13TH CIRCUIT:	261	1669	1123	807
15TH CIRCUIT:				
FELONY	0	131	42	89
MISDEMEANOR	0	189	77	112
MENTAL HYGIENE	0	10	5	5
JUVENILE	0	4	1	3
PATERNITY	0	1	0	1
PAROLE/PROBAT. REVOCATION	0	3	1	2
ABUSE & NEGLECT	0	6	3	3
SUPREME COURT/HABEAS	0	0	0	0
OTHER (SPECIFY)	0	14	11	3
EXTRADITION	0	1	1	0
TOTALS 15TH CIRCUIT:	0	359	141	218

PUBLIC DEFENDER CORPORATION MONTHLY CASE TURNOVER

DATE: 07/01/93..06/30/94

	OPEN CASES BEG. OF PERIOD	CASES OPENED	CASES CLOSED	OPEN CASES END OF PERIOD
23RD CIRCUIT:				
FELONY	145	273	212	206
MISDEMEANOR	253	814	509	558
MENTAL HYGIENE	0	4	4	0
JUVENILE	47	146	50	143
PATERNITY	0	1	1	0
PAROLE/PROBAT. REVOCATION	0	2	1	1
ABUSE & NEGLECT	0	0	0	0
SUPREME COURT/HABEAS	2	7	3	6
OTHER (SPECIFY)	6	2	1	7
EXTRADITION	10	2	11	1
TOTALS 23RD CIRCUIT:	463	1251	792	922
28TH CIRCUIT:				
FELONY	27	72	71	28
MISDEMEANOR	79	218	214	83
MENTAL HYGIENE	7	46	34	19
JUVENILE	9	45	38	16
PATERNITY	0	0	0	0
PAROLE/PROBAT. REVOCATION	2	5	6	1
ABUSE & NEGLECT	0	7	1	6
SUPREME COURT/HABEAS	0	1	0	1
OTHER (SPECIFY)	22	3	2	23
EXTRADITION	0	2	2	0
TOTALS 28TH CIRCUIT:	146	399	368	177

PUBLIC DEFENDER CORPORATION MONTHLY CASE TURNOVER

DATE: 07/01/93..06/30/94

	OPEN CASES BEG. OF PERIOD	CASES OPENED	CASES CLOSED	OPEN CASES END OF PERIOD
30TH CIRCUIT:				
FELONY	93	145	159	79
MISDEMEANOR	146	401	413	134
MENTAL HYGIENE	73	144	150	67
JUVENILE	6	0	6	0
PATERNITY	7	5	2	10
PAROLE/PROBAT. REVOCATION	0	0	0	0
ABUSE & NEGLECT	16	12	4	24
SUPREME COURT/HABEAS	0	0	0	0
OTHER (SPECIFY)	40	51	54	37
EXTRADITION	5	15	20	0
TOTALS 30TH CIRCUIT:	386	773	808	351
STATE TOTALS	5228	11122	10061	6289

PUBLIC DEFENDER CORPORATIONS
 TIME REPORT FOR 07/01/93 TO 06/30/94

CIRCUIT	JUL	AUG	SEP	OCT	NOV	DEC	JAN	FEB	MAR	APR	MAY	JUN	TOTAL
1ST CIRCUIT													
OHIO													
JASKOLKA	0.00	0.00	0.00	0.00	0.00	0.00	117.75	230.30	212.30	198.40	219.60	156.00	1134.35
MATYSKIELA	429.00	317.50	184.10	160.30	164.30	141.90	89.10	197.80	0.60	0.00	0.00	0.00	1684.60
MULHALL	2.80	7.30	3.90	0.00	0.10	1.00	83.90	170.40	182.30	170.70	169.30	204.10	995.80
PETTINI	285.50	207.60	245.80	196.00	339.70	163.20	224.90	241.40	298.70	226.90	229.62	201.70	2861.02
TENNANT	0.00	0.00	0.00	36.20	0.00	0.00	0.00	0.00	0.00	0.00	0.00	0.00	36.20
WARNER	145.40	325.90	105.85	0.00	0.00	0.00	27.50	3.00	0.00	0.00	1.70	0.00	609.35
TOTAL	862.70	858.30	539.65	392.50	504.10	306.10	543.15	842.90	693.90	596.00	620.22	561.80	7321.32
BROOKE													
BROGAN	177.50	192.30	188.80	184.60	169.90	176.90	182.90	178.20	207.10	184.40	181.60	182.40	2206.60
FITCH	166.10	176.60	168.40	161.20	155.20	165.80	160.30	158.90	179.40	152.80	158.50	162.50	1965.70
TOTAL	343.60	368.90	357.20	345.80	325.10	342.70	343.20	337.10	386.50	337.20	340.10	344.90	4172.30
CIRCUIT TOTAL	1206.30	1227.20	896.85	738.30	829.20	648.80	886.35	1180.00	1080.40	933.20	960.32	906.70	11493.62
2ND CIRCUIT													
KLAIT	133.50	163.90	157.40	147.90	152.50	157.70	138.20	149.80	179.50	166.00	127.30	135.30	1809.00
WHITE	151.90	130.80	170.90	169.80	142.00	117.80	124.20	147.90	179.20	153.00	118.60	153.40	1759.50
ZEHNDER	110.40	167.40	179.40	168.30	141.20	143.50	162.40	149.30	170.90	178.90	138.90	115.70	1826.30
CIRCUIT TOTAL	395.80	462.10	507.70	486.00	435.70	419.00	424.80	447.00	529.60	497.90	384.80	404.40	5394.80
7TH CIRCUIT													
CODISPOI	129.90	140.70	175.30	16.50	53.60	26.30	71.20	20.60	27.30	14.00	146.80	181.80	1004.00
MERCERUJO	122.30	147.40	153.50	138.80	87.60	152.30	116.40	144.50	162.30	180.20	164.30	171.80	1741.40
CIRCUIT TOTAL	252.20	288.10	328.80	155.30	141.20	178.60	187.60	165.10	189.60	194.20	311.10	353.60	2745.40
8TH CIRCUIT													
FLINCHUM	138.10	169.80	105.40	169.90	100.70	95.40	98.00	136.30	155.00	113.50	137.20	112.70	1532.00
LUSK	227.30	177.14	154.60	195.00	167.30	146.20	146.00	165.80	209.10	186.30	176.50	220.20	2171.44
CIRCUIT TOTAL	365.40	346.94	260.00	364.90	268.00	241.60	244.00	302.10	364.10	299.80	313.70	332.90	3703.44

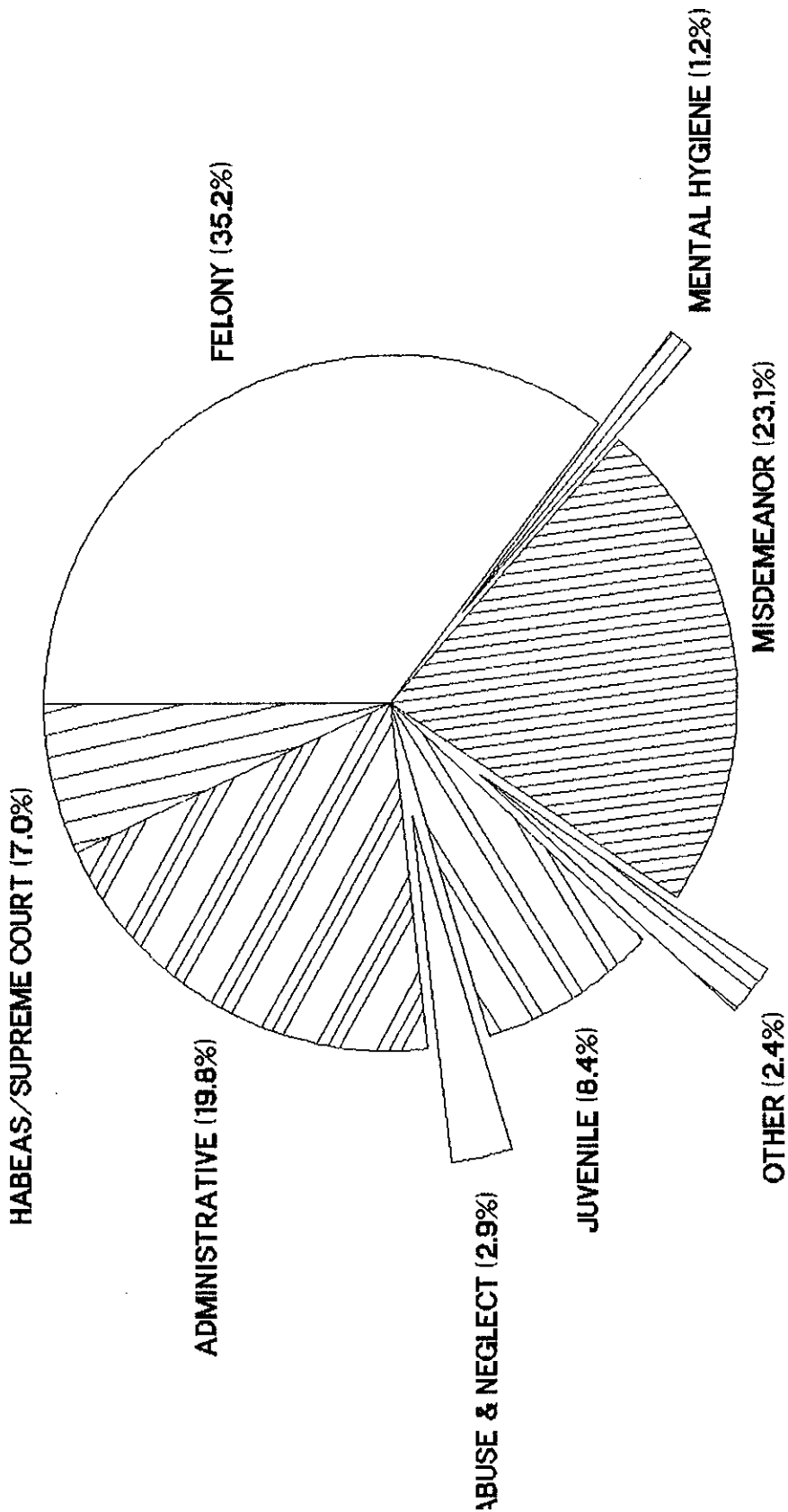
CIRCUIT	JUL	AUG	SEP	OCT	NOV	DEC	JAN	FEB	MAR	APR	MAY	JUN	TOTAL
9TH CIRCUIT													
ASH	191.87	224.29	267.30	244.90	174.00	184.40	153.00	150.30	185.70	163.30	151.70	188.70	2279.46
BURKS	171.20	193.30	179.70	175.00	173.30	167.60	145.70	153.20	186.40	179.30	150.60	169.38	2044.68
FUDA	0.00	0.00	0.00	0.00	0.00	0.00	0.00	0.00	14.40	134.50	177.34	174.04	500.28
LAWRENCE	173.00	169.70	180.74	78.60	1.40	0.50	0.20	1.00	1.20	0.20	1.00	0.90	608.44
WALLACE	0.00	0.00	0.00	43.30	147.10	194.00	154.90	178.10	181.40	145.00	151.70	159.00	1354.50
CIRCUIT TOTAL	536.07	587.29	627.74	541.80	495.80	546.50	453.80	482.60	569.10	622.30	632.34	692.02	6787.36
10TH CIRCUIT													
KOSTOL	148.70	128.60	171.10	177.40	125.00	152.30	127.00	151.10	173.10	193.70	144.30	130.10	1822.40
LAMP	148.00	172.20	142.20	149.25	162.55	168.70	155.00	153.20	184.50	158.50	115.00	139.50	1848.60
NOGGY	177.80	90.50	176.40	170.20	172.50	173.10	138.90	172.40	194.70	230.60	192.60	3.70	1893.40
MAIKOVICH	160.45	154.30	177.20	186.20	171.90	143.20	152.90	149.49	195.20	130.90	160.90	24.80	1807.44
SINKIEWICZ	144.40	144.00	167.60	164.80	149.00	191.00	129.50	126.90	187.10	175.80	136.00	166.70	1882.80
CIRCUIT TOTAL	779.35	689.60	834.50	847.85	780.95	828.30	703.30	753.09	934.60	889.50	748.80	464.80	9254.64
12TH CIRCUIT													
MOOREHEAD	157.20	157.50	157.90	169.30	174.00	149.00	150.70	130.80	155.50	140.00	156.30	144.30	1842.50
REES	165.00	174.10	172.20	166.70	159.40	169.10	154.90	150.00	191.20	162.50	180.30	186.60	2032.00
CIRCUIT TOTAL	322.20	331.60	330.10	336.00	333.40	318.10	305.60	280.80	346.70	302.50	336.60	330.90	3874.50
13TH CIRCUIT													
CASTELLE	207.45	237.58	235.07	193.95	181.46	185.80	194.10	217.02	223.30	206.60	162.26	208.41	2453.00
CHISOLM	198.30	184.10	157.70	175.60	189.90	188.60	169.80	165.40	201.60	191.50	173.20	182.10	2177.80
CRABTREE	67.50	63.50	146.80	149.00	128.50	182.00	147.95	157.85	151.95	187.90	161.75	162.55	1707.25
DAVIS	139.90	171.80	171.80	171.70	165.60	167.00	155.20	159.80	185.30	162.80	204.30	174.50	2029.70
FULTON	181.00	157.69	0.00	0.00	0.00	0.00	0.00	0.00	0.00	0.00	0.00	0.00	338.69
JIVIDEN	158.50	165.00	163.50	151.00	150.00	161.50	154.50	150.00	65.00	0.00	0.00	0.00	1319.00
KAPLAN	0.00	0.00	58.50	159.70	171.60	180.80	175.00	180.50	226.70	222.80	190.20	227.50	1793.30

CIRCUIT	JUL	AUG	SEP	OCT	NOV	DEC	JAN	FEB	MAR	APR	MAY	JUN	TOTAL
13TH CIRCUIT CONT.													
MCCAULEY	0.00	0.00	0.00	0.00	0.00	0.00	154.00	179.50	215.00	170.00	149.00	185.25	1052.75
SHREVE	160.18	173.10	152.55	7.00	0.00	0.00	0.00	0.00	0.00	0.00	0.00	0.00	492.83
SIMPSON	0.00	0.00	0.00	111.00	144.50	148.75	147.75	142.75	187.75	151.25	164.25	157.75	1355.75
SLUSS	153.70	160.90	156.90	160.00	0.00	0.00	0.00	0.00	0.00	0.00	0.00	0.00	631.50
SNYDER	174.60	181.80	169.30	169.00	154.20	167.80	168.50	165.30	181.30	184.80	173.00	187.40	2077.00
WARNER	0.00	0.00	34.20	169.10	157.10	158.80	176.95	158.40	176.10	149.50	174.70	163.00	1517.85
VALENTINO	0.00	0.00	0.00	0.00	0.00	0.00	0.00	0.00	0.00	0.00	0.00	90.00	90.00
CIRCUIT TOTAL	1441.13	1495.47	1446.32	1617.05	1442.86	1541.05	1643.75	1676.52	1814.00	1627.15	1552.66	1738.46	19036.42
15TH CIRCUIT													
GOODRICH	0.00	0.00	0.00	0.00	0.00	0.00	54.06	153.53	177.18	166.61	167.50	180.26	899.14
MCCONNELL	0.00	0.00	0.00	0.00	0.00	0.00	0.00	0.00	0.00	0.00	77.79	143.27	221.06
MCMUNN	0.00	0.00	0.00	0.00	0.00	0.00	0.00	0.00	0.00	0.00	30.00	157.50	187.50
SINKKANEN	0.00	0.00	0.00	0.00	0.00	0.00	0.00	73.00	128.45	152.35	162.15	181.15	697.10
ULRICH	0.00	0.00	0.00	0.00	0.00	0.00	0.00	0.00	15.00	150.40	158.41	159.70	483.51
CIRCUIT TOTAL	0.00	0.00	0.00	0.00	0.00	0.00	54.06	226.53	320.63	469.36	595.85	821.88	2488.31
23RD CIRCUIT													
AMORE	0.00	0.00	0.00	0.00	0.00	0.00	74.00	144.00	154.00	122.50	115.50	112.50	722.50
ARNOLD	131.50	163.50	133.00	164.50	152.00	159.00	97.50	182.00	171.50	181.50	148.50	139.00	1823.50
CESARE	0.00	0.00	0.00	0.00	0.00	0.00	0.00	0.00	0.00	0.00	84.50	146.00	230.50
DAMBRO	117.00	134.00	162.50	202.00	164.50	176.00	162.00	185.00	206.00	125.00	184.00	172.00	1990.00
LAWSON	132.50	288.50	187.50	186.00	160.00	151.00	90.45	86.00	216.00	170.00	148.50	172.00	1988.45
REECE	127.50	130.00	174.50	166.50	151.00	120.00	134.50	244.00	141.00	140.00	151.00	164.00	1844.00
CIRCUIT TOTAL	508.50	716.00	657.50	719.00	627.50	606.00	558.45	841.00	888.50	739.00	832.00	905.50	8598.95
28TH CIRCUIT													
STANTON	176.24	167.00	170.70	170.52	185.30	586.97	167.70	167.00	187.06	169.70	172.89	182.70	2503.78
CIRCUIT TOTAL	176.24	167.00	170.70	170.52	185.30	586.97	167.70	167.00	187.06	169.70	172.89	182.70	2503.78

CIRCUIT	JUL	AUG	SEP	OCT	NOV	DEC	JAN	FEB	MAR	APR	MAY	JUN	TOTAL
30TH CIRCUIT													
MCCUNE	0.00	124.10	163.20	195.00	154.10	149.30	150.00	163.20	207.60	154.40	148.40	155.10	1764.40
SHEETS	0.00	127.80	170.90	163.70	160.00	150.80	139.90	141.40	161.90	166.20	163.90	147.90	1694.40
CIRCUIT TOTAL	0.00	251.90	334.10	358.70	314.10	300.10	289.90	304.60	369.50	320.60	312.30	303.00	3458.80
TOTALS	5983.19	6563.20	6394.31	6335.42	5854.01	6215.02	5919.31	6826.34	7593.79	7065.21	7153.36	7436.86	79340.02

PUBLIC DEFENDER CORPORATIONS

TOTAL TIME BY CASE TYPE FY 94



**PUBLIC DEFENDER CORPORATIONS
 TOTAL TIME BY CASE TYPE FY 94**

CIRCUIT	PAROLE											TOTAL TIME
	FELONY	MISDEM	MENTAL HYGIENE	JUVENILE	PATERN.	REVOCA	ABUSE	SC	OTHER	EXTRAD	ADMIN.	
1ST CIRCUIT:												
OHIO												
JASKOLKA	176.20	394.50	2.90	261.20	4.00	10.65	174.20	3.40	9.20	0.00	98.10	1134.35
MATYSKIELA	940.50	469.10	0.00	192.00	5.00	0.00	41.60	0.00	5.30	4.40	26.70	1684.60
MULHALL	188.80	608.80	41.20	1.60	6.00	0.00	2.20	32.90	0.30	18.20	95.80	995.80
PETTINI	1570.80	833.40	17.02	5.60	0.90	13.60	1.40	138.60	5.70	19.50	254.50	2861.02
TENNANT	14.30	0.00	0.00	11.50	0.00	0.00	0.00	10.40	0.00	0.00	0.00	36.20
WARNER	241.60	118.40	89.85	0.00	0.30	0.00	103.10	44.40	0.80	7.90	3.00	609.35
TOTAL	3132.20	2424.20	150.97	471.90	16.20	24.25	322.50	229.70	21.30	50.00	478.10	7321.32
BROOKE												
BROGAN	1036.60	552.30	4.60	210.90	0.00	81.20	153.90	0.00	1.90	16.50	148.70	2206.60
FITCH	750.80	552.60	28.50	299.00	1.90	54.50	88.90	0.00	2.50	0.00	187.00	1965.70
TOTAL	1787.40	1104.90	33.10	509.90	1.90	135.70	242.80	0.00	4.40	16.50	335.70	4172.30
CIRCUIT TOTAL	4919.60	3529.10	184.07	981.80	18.10	159.95	565.30	229.70	25.70	66.50	813.80	11493.62
2ND CIRCUIT:												
KLATT	458.40	539.10	69.30	359.70	29.20	17.10	152.60	142.90	0.00	1.60	39.10	1809.00
WHITE	544.40	306.50	60.20	407.30	4.30	37.50	198.20	116.20	8.50	0.00	76.40	1759.50
ZEHNDER	911.40	511.00	28.60	5.00	9.50	12.10	0.20	159.00	7.60	2.80	179.10	1826.30
CIRCUIT TOTAL	1914.20	1356.60	158.10	772.00	43.00	66.70	351.00	418.10	16.10	4.40	294.60	5394.80

CIRCUIT	PAROLE										TOTAL TIME	
	FELONY	MISDEM	MENTAL	JUVENILE	PATERN.	REVOCA	ABUSE	SC	OTHER	EXTRAD		ADMIN.
7TH CIRCUIT:												
CODISPOIT	657.40	7.70	51.50	3.50	35.80	25.80	133.40	0.00	16.80	14.60	57.50	1004.00
MERCERUIO	1179.60	31.90	85.30	0.00	25.70	14.60	63.90	76.60	0.50	21.30	242.00	1741.40
CIRCUIT TOTAL	1837.00	39.60	136.80	3.50	61.50	40.40	197.30	76.60	17.30	35.90	299.50	2745.40
8TH CIRCUIT:												
FLINCHUM	452.10	920.70	0.00	56.40	0.00	10.20	0.00	0.00	2.00	3.10	87.50	1532.00
LUSK	971.00	1002.14	0.00	68.60	0.00	13.70	1.40	26.60	8.90	4.70	74.40	2171.44
CIRCUIT TOTAL	1423.10	1922.84	0.00	125.00	0.00	23.90	1.40	26.60	10.90	7.80	161.90	3703.44
9TH CIRCUIT:												
ASH	1054.40	622.37	52.80	95.10	0.00	16.00	108.30	0.50	93.40	11.30	225.29	2279.46
BURKS	740.55	597.33	53.40	112.70	0.00	11.70	130.00	14.60	125.50	29.20	229.70	2044.68
FUDA	14.80	348.28	15.50	41.60	0.00	0.30	5.70	13.60	4.70	1.00	54.80	500.28
LAWRENCE	227.80	232.60	12.90	43.60	0.00	4.90	6.10	1.50	39.70	0.70	38.64	608.44
WALLACE	61.30	918.90	28.90	133.50	0.00	0.50	36.10	0.00	42.60	4.10	128.60	1354.50
CIRCUIT TOTAL	2098.85	2719.48	163.50	426.50	0.00	33.40	286.20	30.20	305.90	46.30	677.03	6787.36
10TH CIRCUIT:												
KOSTOL	1178.30	61.20	0.00	0.00	2.10	5.60	148.20	38.80	200.30	0.00	187.90	1822.40
LAMP	1151.10	521.40	0.00	0.00	13.60	3.00	43.70	0.00	28.20	0.00	87.60	1848.60
NOGGY	1287.00	345.00	0.00	0.00	15.40	35.10	134.90	17.40	7.30	0.00	51.30	1893.40
MATKOVICH	371.70	1259.95	0.00	0.00	11.40	21.30	6.50	7.00	2.80	0.00	126.79	1807.44
SINKIEWICZ	507.20	1192.80	0.00	0.00	8.10	0.00	16.70	19.50	0.00	0.00	138.50	1882.80
CIRCUIT TOTAL	4495.30	3380.35	0.00	0.00	50.60	65.00	350.00	82.70	238.60	0.00	592.09	9254.64

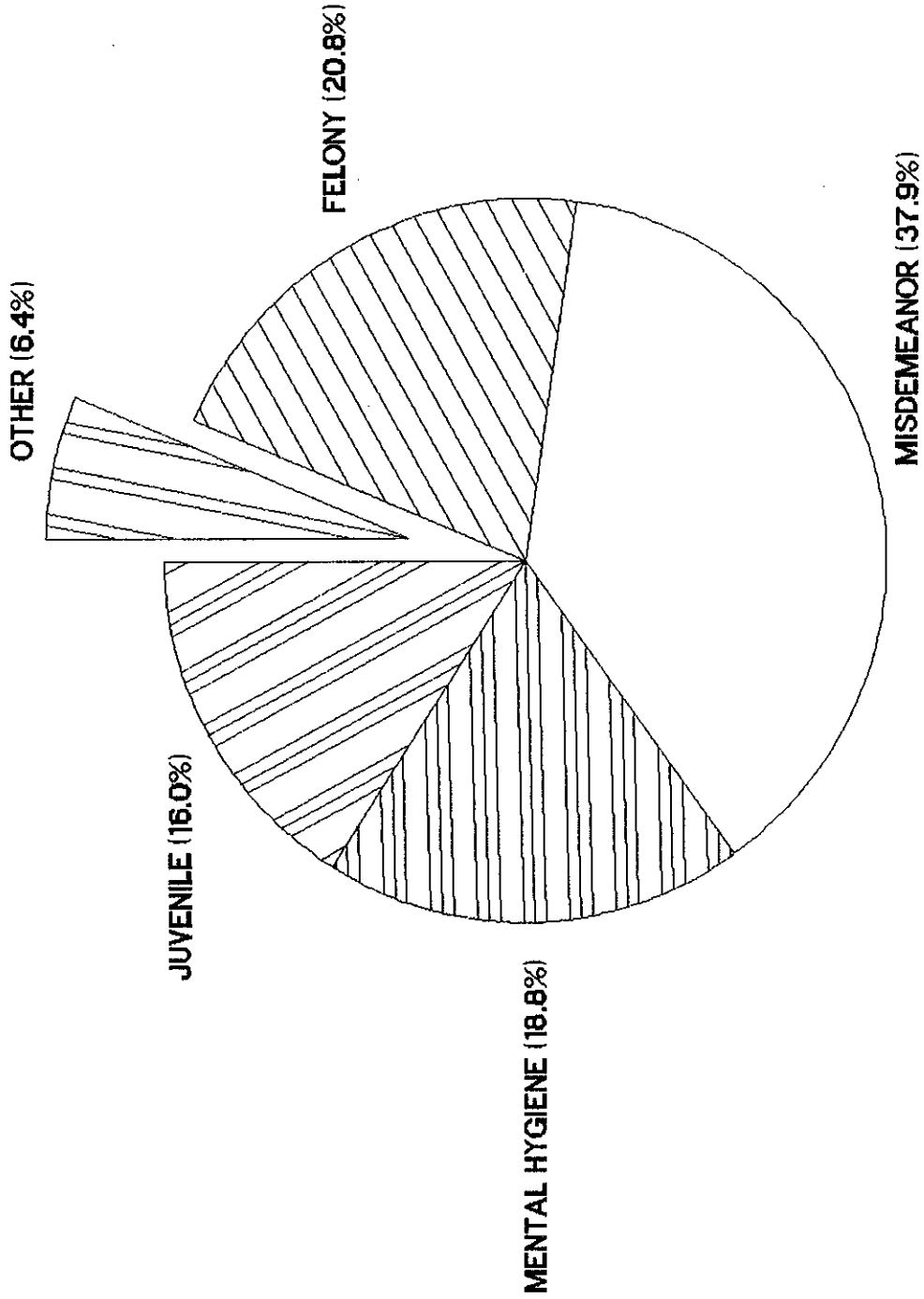
CIRCUIT	PAROLE										TOTAL TIME	
	FELONY	MISDEM	MENTAL HYGIENE	JUVENILE	PATERN.	REVOCA	PROB.	TERM./ ABUSE	HABEAS/ SC	OTHER		EXTRAD
12TH CIRCUIT:												
MOOREHEAD	742.90	568.80	25.20	122.30	0.00	8.20	29.30	58.20	16.30	11.00	260.30	1842.50
REES	902.30	230.80	4.10	131.50	0.00	19.00	32.50	165.70	1.00	9.00	536.10	2032.00
CIRCUIT TOTAL	1645.20	799.60	29.30	253.80	0.00	27.20	61.80	223.90	17.30	20.00	796.40	3874.50
13TH CIRCUIT:												
CASTELLE	196.10	3.80	0.00	83.84	0.00	0.00	3.00	1769.88	0.00	0.00	396.38	2453.00
CHISOLM	738.35	261.50	0.00	846.50	0.00	0.00	36.10	82.25	3.40	0.00	209.70	2177.80
CRABTREE	421.00	45.95	0.00	428.60	0.00	11.85	0.00	603.60	0.00	0.00	196.25	1707.25
DAVIS	655.80	436.00	0.00	432.20	0.00	0.00	0.00	157.60	24.60	0.00	323.50	2029.70
FULTON	150.80	14.63	0.00	113.36	0.00	0.00	0.00	7.80	13.90	0.00	38.20	338.69
JIVIDEN	22.20	0.00	0.00	26.50	0.00	0.00	0.00	1073.40	0.00	0.00	196.90	1319.00
KAPLAN	731.20	95.30	0.00	203.90	0.00	0.00	0.00	660.20	0.00	16.00	86.70	1793.30
MCCAULEY	441.00	182.25	0.00	299.75	0.00	0.00	0.00	2.00	0.00	0.00	127.75	1052.75
SHREVE	222.96	40.40	0.00	129.67	0.00	0.00	0.00	0.00	0.00	0.00	99.80	492.83
SIMPSON	142.75	327.75	0.00	640.50	0.00	19.25	0.00	23.00	0.00	5.00	197.50	1355.75
SLUSS	192.60	96.20	0.00	279.70	0.00	0.00	0.00	4.80	0.00	0.00	58.20	631.50
SNYDER	1097.40	223.50	0.00	269.00	0.00	2.20	0.00	86.80	0.00	4.60	393.50	2077.00
WARNER	1008.15	193.35	0.00	154.70	0.00	0.10	0.10	6.10	7.10	2.80	145.45	1517.85
VALENTINO	12.50	4.00	0.00	2.00	0.00	0.00	0.00	0.00	6.00	0.00	65.50	90.00
CIRCUIT TOTAL	6032.81	1924.63	0.00	3910.22	0.00	33.40	39.20	4477.43	55.00	28.40	2535.33	19036.42
15TH CIRCUIT:												
GOODRICH	332.47	150.35	5.09	0.00	0.00	51.14	19.17	0.00	16.84	0.00	324.08	899.14
MCCONNELL	60.97	100.09	1.50	2.00	0.00	0.00	0.50	0.00	0.00	0.00	56.00	221.06
MCMUNN	30.01	47.36	3.75	1.50	0.00	0.00	0.00	0.00	2.00	0.00	102.88	187.50
SINKKANEN	245.75	308.15	4.15	4.70	4.75	0.00	1.25	0.00	10.05	0.00	118.30	697.10
ULRICH	251.43	136.68	4.67	4.50	0.00	3.92	4.48	0.00	19.33	0.00	58.50	483.51
CIRCUIT TOTAL	920.63	742.63	19.16	12.70	4.75	55.06	25.40	0.00	48.22	0.00	659.76	2488.31

CIRCUIT	PAROLE											TOTAL TIME		
	FELONY	MISDEM	MENTAL	HYGIENE	JUVENILE	PATERN.	REVOCA	PROB.	TERM./ ABUSE	HABEAS/ SC	OTHER		EXTRAD	ADMIN.
23RD CIRCUIT:														
AMORE	0.00	0.00	0.00	0.00	0.00	0.00	0.00	0.00	0.00	0.00	0.00	0.00	722.50	722.50
ARNOLD	72.50	105.00	3.00	19.00	0.00	0.00	0.00	0.00	0.00	0.00	0.00	0.00	1624.00	1823.50
CESARE	0.00	0.00	0.00	0.00	0.00	0.00	0.00	0.00	0.00	0.00	0.00	0.00	230.50	230.50
DAMBRO	186.00	112.00	0.00	0.00	0.00	0.00	0.00	0.00	0.00	0.00	0.00	0.00	1692.00	1990.00
LAWSON	48.00	0.00	0.00	0.00	0.00	0.00	0.00	0.00	0.00	2.00	0.00	0.00	1938.45	1988.45
REECE	91.00	74.00	3.00	39.00	0.00	0.00	0.00	0.00	0.00	0.00	0.00	0.00	1637.00	1844.00
CIRCUIT TOTAL	397.50	291.00	6.00	58.00	0.00	0.00	0.00	0.00	0.00	2.00	0.00	0.00	7844.45	8598.95
28TH CIRCUIT:														
STANTON	922.24	695.91	76.94	149.09	0.00	0.00	20.30	80.45	6.40	9.00	2.20	541.25	2503.78	2503.78
CIRCUIT TOTAL	922.24	695.91	76.94	149.09	0.00	20.30	80.45	6.40	9.00	2.20	541.25	2503.78	2503.78	2503.78
30TH CIRCUIT:														
MCCUNE	502.70	543.00	93.00	0.60	13.00	0.00	0.00	210.40	0.00	101.00	9.10	291.60	1764.40	1764.40
SHEETS	846.30	348.10	72.50	9.80	7.30	0.00	0.00	97.70	0.00	117.00	19.60	176.10	1694.40	1694.40
CIRCUIT TOTAL	1349.00	891.10	165.50	10.40	20.30	0.00	308.10	0.00	218.00	28.70	467.70	3458.80	3458.80	3458.80
TOTALS	27955.43	18292.84	939.37	6703.01	198.25	525.31	2266.15	5571.63	964.02	240.20	15683.81	79340.02	79340.02	79340.02

APPENDIX D

APPOINTED COUNSEL STATISTICS

APPOINTED COUNSEL CLAIMS PAID BY CASE TYPE FY 94



**WV PUBLIC DEFENDER SERVICES
 TOTAL APPOINTED COUNSEL CLAIMS PAID BY CASE TYPE FY 94**

CIRCUIT COUNTY	PAROLE											TOTAL CLAIMS
	FELONY	MISDEMEAN	MENTAL HYGIENE	JUVENILE	PATERNITY	REVOCA	ABUSE	SC	OTHER	EXTRADIT.	TOTAL	
1ST CIRCUIT												
BROOKE	13	23	20	25	0	2	6	1	0	0	0	90
HANCOCK	42	23	33	20	0	1	1	1	1	0	0	122
OHIO	30	73	67	81	0	2	19	3	0	0	0	275
TOTAL	85	119	120	126	0	5	26	5	1	0	0	487
2ND CIRCUIT												
MARSHALL	34	35	3	45	1	0	3	6	0	0	0	127
TYLER	7	9	5	11	0	1	3	0	1	0	0	37
WETZEL	13	12	39	46	0	0	7	4	0	0	0	121
TOTAL	54	56	47	102	1	1	13	10	1	0	0	285
3RD CIRCUIT												
DODDRIDGE	25	37	4	11	0	8	3	3	3	0	0	94
PLEASANTS	16	42	72	7	0	3	2	1	1	0	0	144
RITCHIE	37	85	17	10	0	9	5	1	1	0	0	165
TOTAL	78	164	93	28	0	20	10	5	5	0	0	403
4TH CIRCUIT												
WIRT	36	41	0	14	1	2	1	0	4	0	0	99
WOOD	290	655	312	261	2	18	30	18	23	6	6	1615
TOTAL	326	696	312	275	3	20	31	18	27	6	6	1714
5TH CIRCUIT												
CALHOUN	49	70	11	25	6	1	16	2	0	0	0	180
JACKSON	111	175	34	102	8	4	60	6	3	0	0	503
ROANE	80	127	14	44	6	1	25	3	1	0	0	301
TOTAL	240	372	59	171	20	6	101	11	4	0	0	984

CIRCUIT COUNTY	PAROLE										TOTAL CLAIMS	
	FELONY	MISDEMEAN	MENTAL HYGIENE	JUVENILE	PATERNITY	REVOCA	ABUSE	TERMIN./ HABEAS/ SC	OTHER	EXTRADIT.		
6TH CIRCUIT												
CABELL	741	1943	1467	623	20	20	49	22	42	6	4933	
TOTAL	741	1943	1467	623	20	20	49	22	42	6	4933	
7TH CIRCUIT												
LOGAN	82	410	1	268	9	10	26	5	7	1	819	
TOTAL	82	410	1	268	9	10	26	5	7	1	819	
8TH CIRCUIT												
MCDOWELL	32	35	47	41	1	2	3	2	0	1	164	
TOTAL	32	35	47	41	1	2	3	2	0	1	164	
9TH CIRCUIT												
MERCER	158	125	54	160	13	10	35	14	5	0	574	
TOTAL	158	125	54	160	13	10	35	14	5	0	574	
10TH CIRCUIT												
RALEIGH	83	224	282	63	1	3	6	6	3	0	671	
TOTAL	83	224	282	63	1	3	6	6	3	0	671	
11TH CIRCUIT												
GREENBRIER	127	186	99	134	22	8	8	2	5	2	593	
MONROE	47	40	17	31	4	0	0	1	1	0	141	
POCAHONTAS	35	33	35	21	5	1	4	0	6	0	140	
SUMMERS	59	63	55	39	1	2	5	0	3	0	227	
TOTAL	268	322	206	225	32	11	17	3	15	2	1101	
12TH CIRCUIT												
FAYETTE	69	37	58	29	2	4	3	2	2	0	206	
TOTAL	69	37	58	29	2	4	3	2	2	0	206	

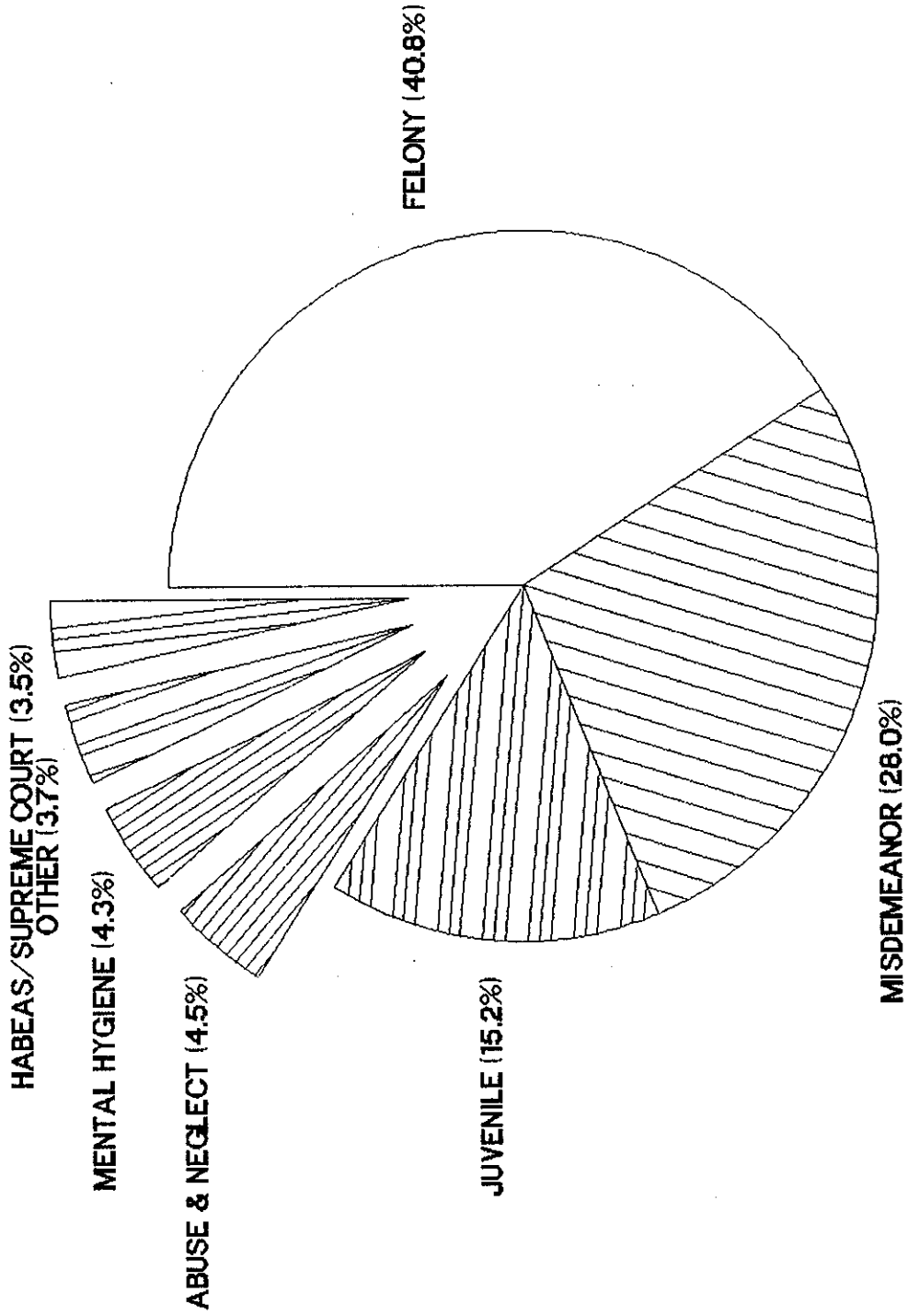
CIRCUIT COUNTY	MENTAL			PAROLE				OTHER	EXTRADIT.	TOTAL CLAIMS
	FELONY	MISDEMEAN	HYGIENE	PROBAT.	TERMIN./ HABEAS/ SC	ABUSE	REVOCA			
13TH CIRCUIT										
KANAWHA	1063	2183	1067	290	46	44	52	12	47	2
TOTAL	1063	2183	1067	290	46	44	52	12	47	2
14TH CIRCUIT										
BRAXTON	94	121	58	38	5	1	6	0	4	0
CLAY	33	90	23	38	4	0	1	0	0	0
GILMER	19	46	19	18	0	0	7	0	1	0
WEBSTER	36	69	9	42	4	0	9	0	1	0
TOTAL	182	326	109	136	13	1	23	0	6	0
15TH CIRCUIT										
HARRISON	310	548	50	227	7	23	53	6	12	7
TOTAL	310	548	50	227	7	23	53	6	12	7
16TH CIRCUIT										
MARION	294	653	121	379	10	36	68	17	10	3
TOTAL	294	653	121	379	10	36	68	17	10	3
17TH CIRCUIT										
MONONGALIA	140	126	164	51	6	7	14	7	6	1
TOTAL	140	126	164	51	6	7	14	7	6	1
18TH CIRCUIT										
PRESTON	68	107	14	27	18	4	15	7	2	0
TOTAL	68	107	14	27	18	4	15	7	2	0
19TH CIRCUIT										
BARBOUR	44	44	36	70	0	3	2	1	1	1
TAYLOR	87	246	48	79	0	1	2	4	2	0
TOTAL	131	290	84	149	0	4	4	5	3	1

CIRCUIT COUNTY	PAROLE											TOTAL CLAIMS
	FELONY	MISDEMEAN	MENTAL HYGIENE	JUVENILE	PATERNITY	REVOCA	ABUSE	SC	OTHER	EXTRADIT.		
20TH CIRCUIT												
RANDOLPH	113	130	68	89	2	5	6	7	2	9		431
TOTAL	113	130	68	89	2	5	6	7	2	9		431
21ST CIRCUIT												
GRANT	20	31	2	10	1	1	1	1	1	0		68
MINERAL	59	98	25	30	5	10	3	2	2	1		235
TUCKER	11	6	3	3	0	0	2	0	0	0		25
TOTAL	90	135	30	43	6	11	6	3	3	1		328
22ND CIRCUIT												
HAMPSHIRE	48	108	11	28	0	9	2	1	7	0		214
HARDY	51	55	7	26	1	8	3	4	1	3		159
PENDLETON	15	20	4	5	0	6	12	2	2	0		66
TOTAL	114	183	22	59	1	23	17	7	10	3		439
23RD CIRCUIT												
BERKELEY	59	54	86	144	1	4	29	2	3	1		383
JEFFERSON	70	206	64	119	1	0	9	4	5	1		479
MORGAN	13	63	4	28	0	0	6	1	2	1		118
TOTAL	142	323	154	291	2	4	44	7	10	3		980
24TH CIRCUIT												
WAYNE	93	68	60	215	15	3	16	3	4	0		477
TOTAL	93	68	60	215	15	3	16	3	4	0		477
25TH CIRCUIT												
BOONE	175	303	64	173	10	7	13	2	14	1		762
LINCOLN	194	189	56	64	7	6	6	0	6	3		531
TOTAL	369	492	120	237	17	13	19	2	20	4		1293

CIRCUIT COUNTY	FELONY		MISDEMEAN		MENTAL HYGIENE		JUVENILE	PATERNITY		PAROLE		OTHER	EXTRADIT.	TOTAL CLAIMS
								PROBAT.	TERMIN/ ABUSE	HABEAS/ SC				
26TH CIRCUIT														
LEWIS	108	121	296	34	5	13	12	11	6	5	611			
UPSHUR	91	39	85	81	1	19	10	4	5	4	339			
TOTAL	199	160	381	115	6	32	22	15	11	9	950			
27TH CIRCUIT														
WYOMING	162	302	40	50	5	1	8	2	1	0	571			
TOTAL	162	302	40	50	5	1	8	2	1	0	571			
28TH CIRCUIT														
NICHOLAS	24	27	30	14	1	2	2	1	2	0	103			
TOTAL	24	27	30	14	1	2	2	1	2	0	103			
29TH CIRCUIT														
MASON	67	114	115	39	2	3	4	1	2	0	347			
PUTNAM	165	164	41	34	5	4	5	3	3	2	426			
TOTAL	232	278	156	73	7	7	9	4	5	2	773			
30TH CIRCUIT														
MINGO	46	52	0	49	2	0	11	1	3	0	164			
TOTAL	46	52	0	49	2	0	11	1	3	0	164			
STATE TOT.	5988	10886	5416	4605	266	332	709	209	269	61	28741			

APPOINTED COUNSEL

TOTAL TIME BY CASE TYPE FY 94



**WV PUBLIC DEFENDER SERVICES
 TOTAL APPOINTED COUNSEL HOURS BY CASE TYPE FY 94**

CIRCUIT COUNTY	PAROLE										TOTAL HOURS	
	FELONY	MISDEMEAN	MENTAL HYGIENE	JUVENILE	PATERNITY	REVOCA	TERMIN/ ABUSE	HABEAS/ SC	OTHER	EXTRADIT.		
1ST CIRCUIT												
BROOKE	233.30	206.50	136.50	324.30	0.00	58.00	133.15	110.90	0.00	0.00	0.00	1202.65
HANCOCK	645.21	236.30	160.40	352.30	0.00	9.20	15.50	65.10	13.10	0.00	0.00	1497.11
OHIO	821.00	489.10	106.30	1588.60	0.00	18.00	458.20	61.90	0.00	0.00	0.00	3543.10
TOTAL	1699.51	931.90	403.20	2265.20	0.00	85.20	606.85	237.90	13.10	0.00	0.00	6242.86
2ND CIRCUIT												
MARSHALL	720.73	168.20	5.20	322.62	10.20	0.00	62.70	166.90	0.00	0.00	0.00	1456.55
TYLER	797.10	32.00	16.70	121.90	0.00	4.00	19.50	0.00	1.60	0.00	0.00	992.80
WETZEL	313.22	121.10	67.10	364.48	0.00	0.00	99.70	170.90	0.00	0.00	0.00	1136.50
TOTAL	1831.05	321.30	89.00	809.00	10.20	4.00	181.90	337.80	1.60	0.00	0.00	3585.85
3RD CIRCUIT												
DODDRIDGE	580.47	279.28	10.50	222.29	0.00	92.00	49.40	112.03	16.80	0.00	0.00	1362.77
PLEASANTS	336.20	553.93	93.70	74.50	0.00	31.09	35.40	41.20	7.30	0.00	0.00	1173.32
RIITCHIE	809.70	766.58	42.30	111.30	0.00	99.00	74.20	66.60	2.80	0.00	0.00	1972.48
TOTAL	1726.37	1599.79	146.50	408.09	0.00	222.09	159.00	219.83	26.90	0.00	0.00	4508.57
4TH CIRCUIT												
WIRT	462.30	275.85	0.00	124.10	5.80	3.90	15.00	0.00	17.60	0.00	0.00	904.55
WOOD	4741.00	4799.80	689.34	2234.00	15.80	123.50	317.07	711.67	188.40	11.00	11.00	13831.58
TOTAL	5203.30	5075.65	689.34	2358.10	21.60	127.40	332.07	711.67	206.00	11.00	11.00	14736.13
5TH CIRCUIT												
CALHOUN	942.64	295.90	25.50	255.00	28.00	6.30	193.30	71.30	0.00	0.00	0.00	1817.94
JACKSON	1529.62	1124.25	77.39	844.89	40.80	57.20	502.00	247.40	33.10	0.00	0.00	4456.65
ROANE	1587.08	554.50	28.09	416.10	26.90	10.20	394.90	138.70	7.50	0.00	0.00	3163.97
TOTAL	4059.34	1974.65	130.98	1515.99	95.70	73.70	1090.20	457.40	40.60	0.00	0.00	9438.56

CIRCUIT COUNTY	FELONY	MISDEMEAN	MENTAL HYGIENE	JUVENILE	PATERNITY	PAROLE			HABEAS/ SC	OTHER	EXTRADIT.	TOTAL HOURS
						PROBAT.	TERMIN./ ABUSE	REVOCA				
6TH CIRCUIT												
CABELL	6586.40	7262.59	1435.90	2299.87	219.50	112.50	627.90	757.30	310.60	43.80	19656.36	
TOTAL	6586.40	7262.59	1435.90	2299.87	219.50	112.50	627.90	757.30	310.60	43.80	19656.36	
7TH CIRCUIT												
LOGAN	1039.43	2709.13	1.70	1715.38	125.80	99.50	449.94	210.11	95.20	1.10	6447.30	
TOTAL	1039.43	2709.13	1.70	1715.38	125.80	99.50	449.94	210.11	95.20	1.10	6447.30	
8TH CIRCUIT												
MCDOWELL	486.40	160.50	103.70	209.10	6.60	20.10	48.10	5.40	0.00	4.20	1044.10	
TOTAL	486.40	160.50	103.70	209.10	6.60	20.10	48.10	5.40	0.00	4.20	1044.10	
9TH CIRCUIT												
MERCER	3449.27	1052.16	139.60	2278.78	131.59	97.90	582.93	472.40	162.80	0.00	8367.43	
TOTAL	3449.27	1052.16	139.60	2278.78	131.59	97.90	582.93	472.40	162.80	0.00	8367.43	
10TH CIRCUIT												
RALEIGH	1152.70	1732.10	512.99	447.90	3.40	48.90	36.90	215.20	72.80	0.00	4222.89	
TOTAL	1152.70	1732.10	512.99	447.90	3.40	48.90	36.90	215.20	72.80	0.00	4222.89	
11TH CIRCUIT												
GREENBRIER	1675.72	1270.29	137.00	685.49	176.50	42.70	55.30	28.50	103.90	2.00	4177.40	
MONROE	547.18	143.58	23.80	166.00	10.90	0.00	0.00	26.60	2.20	0.00	920.26	
POCAHONTAS	1200.52	253.77	67.40	176.86	33.10	24.70	30.40	0.00	169.44	0.00	1956.19	
SUMMERS	854.49	295.10	51.00	126.60	2.00	7.60	27.68	0.00	36.80	0.00	1401.26	
TOTAL	4277.90	1962.74	279.20	1154.95	222.50	75.00	113.38	55.10	312.34	2.00	8455.11	
12TH CIRCUIT												
FAYETTE	1196.03	219.49	113.70	276.99	13.90	31.30	51.90	175.70	11.00	0.00	2090.01	
TOTAL	1196.03	219.49	113.70	276.99	13.90	31.30	51.90	175.70	11.00	0.00	2090.01	

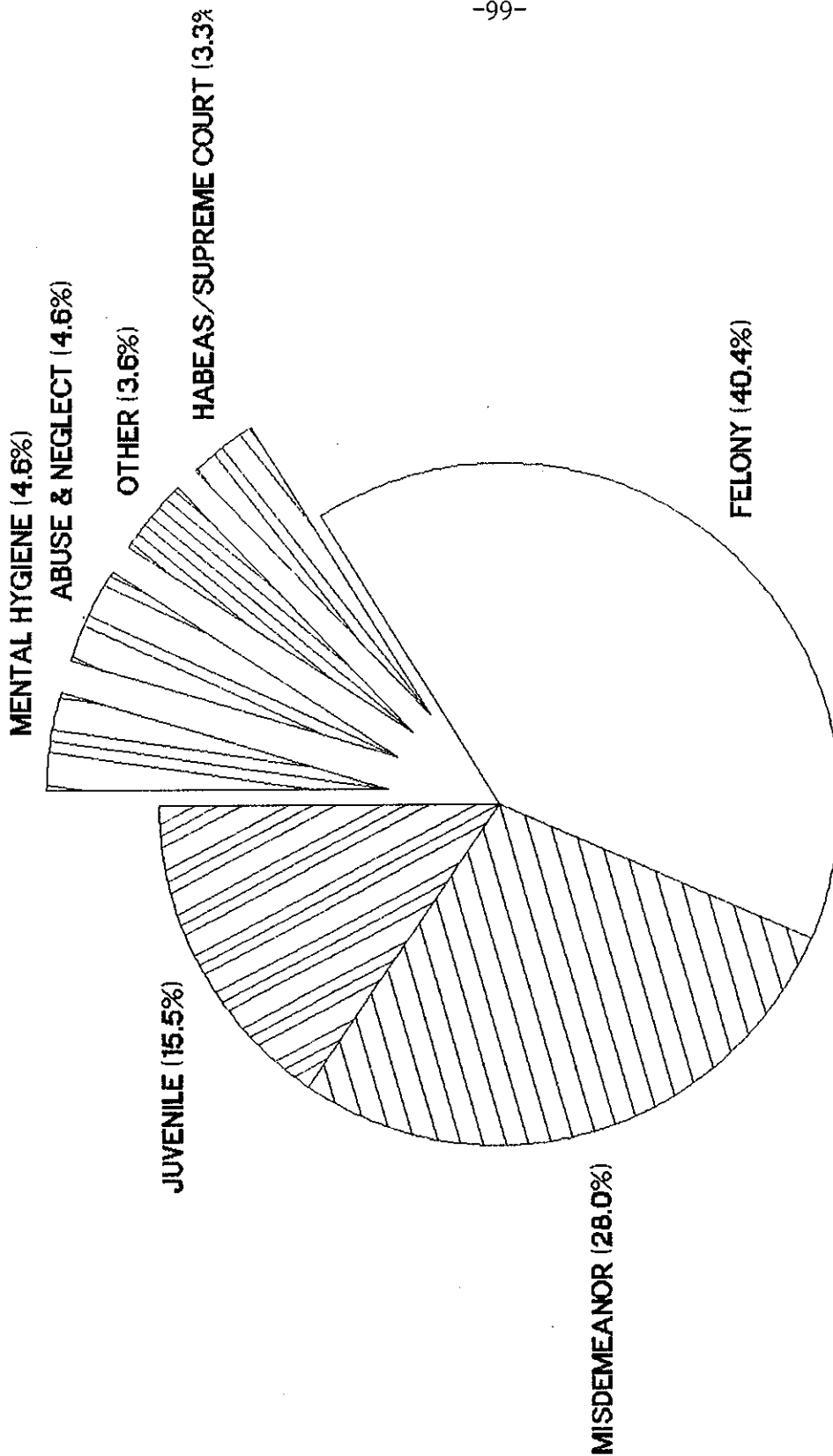
CIRCUIT COUNTY	FELONY	MISDEMEAN	MENTAL HYGIENE	JUVENILE	PATERNITY	REVOCA	TERMIN- ABUSE	HABEAS/ SC	OTHER	EXTRADIT.	TOTAL HOURS
13TH CIRCUIT											
KANAWHA	13049.09	11440.62	1689.27	3256.67	264.90	466.58	646.73	323.00	462.09	8.80	31607.73
TOTAL	13049.09	11440.62	1689.27	3256.66	264.90	466.57	646.73	323.00	462.09	8.80	31607.73
14TH CIRCUIT											
BRAXTON	1242.31	598.40	139.30	275.60	23.80	3.90	69.30	0.00	27.70	0.00	2380.31
CLAY	507.90	619.50	78.10	364.31	25.20	0.00	8.60	0.00	0.00	0.00	1603.61
GILMER	362.14	267.30	60.10	114.60	0.00	0.00	63.50	0.00	29.00	0.00	896.64
WEBSTER	424.30	368.60	28.70	165.20	21.50	0.00	132.38	0.00	3.00	0.00	1143.68
TOTAL	2536.65	1853.80	306.20	919.71	70.50	3.90	273.78	0.00	59.70	0.00	6024.24
15TH CIRCUIT											
HARRISON	6815.34	4700.70	96.09	2006.58	72.00	193.10	1077.49	219.60	188.30	57.10	15426.30
TOTAL	6815.34	4700.70	96.09	2006.58	72.00	193.10	1077.49	219.60	188.30	57.10	15426.30
16TH CIRCUIT											
MARION	3945.39	3388.79	256.60	2405.40	61.20	334.02	932.19	570.50	121.60	5.20	12020.87
TOTAL	3945.39	3388.79	256.59	2405.40	61.20	334.02	932.19	570.50	121.60	5.20	12020.87
17TH CIRCUIT											
MONONGALIA	1776.80	888.27	335.22	340.17	35.50	25.50	268.93	330.11	49.23	11.50	4061.23
TOTAL	1776.80	888.27	335.22	340.17	35.50	25.50	268.93	330.11	49.23	11.50	4061.23
18TH CIRCUIT											
PRESTON	1273.61	727.40	23.70	289.47	129.10	34.70	403.81	274.23	8.00	0.00	3164.02
TOTAL	1273.61	727.40	23.70	289.47	129.10	34.70	403.81	274.23	8.00	0.00	3164.02
19TH CIRCUIT											
BARBOUR	666.80	324.10	122.20	292.00	0.00	8.90	33.00	35.50	7.70	3.00	1493.20
TAYLOR	745.60	956.49	132.10	276.00	0.00	8.10	59.40	117.10	21.70	0.00	2316.49
TOTAL	1412.40	1280.59	254.30	568.00	0.00	17.00	92.40	152.60	29.40	3.00	3809.69

CIRCUIT COUNTY	PAROLE										TOTAL HOURS	
	FELONY	MISDEMEAN	MENTAL HYGIENE	JUVENILE	PATERNITY	REVOCA	TERMIN./ ABUSE	HABEAS/ SC	OTHER	EXTRADIT.		
20TH CIRCUIT												
RANDOLPH	2564.87	1294.65	221.12	664.39	32.80	51.30	81.00	474.40	21.90	13.49	5419.92	
TOTAL	2564.87	1294.65	221.12	664.39	32.80	51.30	81.00	474.40	21.90	13.49	5419.92	
21ST CIRCUIT												
GRANT	486.50	341.69	6.90	89.30	17.90	11.80	24.50	34.60	42.60	0.00	1055.79	
MINERAL	856.98	800.80	45.10	287.38	39.80	75.00	43.30	35.10	17.50	2.00	2202.96	
TUCKER	188.32	49.60	8.40	53.50	0.00	0.00	12.60	0.00	0.00	0.00	312.42	
TOTAL	1531.80	1192.09	60.40	430.18	57.70	86.80	80.40	69.70	60.10	2.00	3571.17	
22ND CIRCUIT												
HAMPSHIRE	1037.76	635.10	19.80	315.60	0.00	88.00	35.90	39.50	62.00	0.00	2233.66	
HARDY	1600.90	642.80	32.90	385.30	8.70	160.00	52.70	117.80	23.70	41.30	3066.10	
PENDLETON	500.30	229.40	12.50	90.30	0.00	92.10	206.50	69.70	36.40	0.00	1237.20	
TOTAL	3138.96	1507.30	65.20	791.20	8.70	340.10	295.10	227.00	122.10	41.30	6536.96	
23RD CIRCUIT												
BERKELEY	1882.33	483.41	189.99	1481.86	11.78	85.84	467.64	371.20	33.50	1.00	5008.55	
JEFFERSON	1466.89	1668.30	190.70	1382.47	27.00	0.00	115.00	68.00	138.40	28.70	5085.46	
MORGAN	420.10	443.10	13.70	398.34	0.00	0.00	177.70	54.50	4.10	8.50	1520.04	
TOTAL	3769.32	2594.81	394.39	3262.67	38.78	85.84	760.34	493.70	176.00	38.20	11614.05	
24TH CIRCUIT												
WAYNE	1290.13	347.39	101.69	648.18	224.59	12.30	251.10	231.80	42.30	0.00	3149.48	
TOTAL	1290.13	347.39	101.69	648.18	224.59	12.30	251.10	231.80	42.30	0.00	3149.48	
25TH CIRCUIT												
BOONE	1990.77	1078.92	129.80	791.00	32.00	33.30	81.30	182.70	66.60	1.80	4388.19	
LINCOLN	2869.68	1421.50	189.10	461.10	101.90	47.50	122.50	0.00	48.90	18.90	5281.08	
TOTAL	4860.45	2500.42	318.90	1252.10	133.90	80.80	203.80	182.70	115.50	20.70	9669.27	

CIRCUIT COUNTY	FELONY	MISDEMEAN	MENTAL HYGIENE	JUVENILE	PATERNITY	PAROLE			OTHER	EXTRADIT.	TOTAL HOURS
						PROBAT. REVOCA	TERMIN./ ABUSE	HABEAS/ SC			
26TH CIRCUIT											
LEWIS	2142.12	997.69	775.59	341.00	42.40	130.60	182.60	181.89	59.40	24.10	4877.39
UPSHUR	2318.02	435.02	201.40	717.80	8.40	154.90	292.96	154.40	75.40	9.60	4367.90
TOTAL	4460.14	1432.71	976.99	1058.80	50.80	285.50	475.56	336.29	134.80	33.70	9245.29
27TH CIRCUIT											
WYOMING	2695.18	2059.69	156.55	473.00	79.40	15.50	103.00	50.50	9.00	0.00	5641.82
TOTAL	2695.18	2059.69	156.55	473.00	79.40	15.50	103.00	50.50	9.00	0.00	5641.82
28TH CIRCUIT											
NICHOLAS	586.80	191.10	60.30	100.10	21.70	28.40	25.30	50.20	18.80	0.00	1082.70
TOTAL	586.80	191.10	60.30	100.10	21.70	28.40	25.30	50.20	18.80	0.00	1082.70
29TH CIRCUIT											
MASON	1343.64	928.50	339.50	226.40	8.20	29.20	25.70	48.60	19.50	0.00	2969.24
PUTNAM	4116.61	1086.17	138.40	393.25	33.20	33.10	64.30	184.07	26.80	25.10	6101.00
TOTAL	5460.25	2014.67	477.90	619.65	41.40	62.30	90.00	232.67	46.30	25.10	9070.24
30TH CIRCUIT											
MINGO	525.30	277.30	0.00	383.80	11.20	0.00	142.40	21.80	30.00	0.00	1391.80
TOTAL	525.30	277.30	0.00	383.80	11.20	0.00	142.40	21.80	30.00	0.00	1391.80
STATE TOT.	94400.18	64694.30	9840.62	35209.41	2184.96	3121.22	10484.40	8096.61	2948.06	322.19	231301.95

APPOINTED COUNSEL

TOTAL FEES BY CASE TYPE FY 94



**WV PUBLIC DEFENDER SERVICES
 TOTAL APPOINTED COUNSEL FEES BY CASE TYPE FY 94
 (IN DOLLARS)**

CIRCUIT COUNTY	PAROLE										TOTAL FEES	
	FELONY	MISDEMEAN	MENTAL HYGIENE	JUVENILE	PATERNITY	REVOCA	ABUSE	TERMIN./ HABEAS/	SC	OTHER		EXTRADIT.
1ST CIRC.:												
BROOKE	10668.00	10646.50	6502.50	14454.00	0.00	2864.50	5136.50	5086.50	0.00	0.00	0.00	55358.50
HANCOCK	31718.50	12109.50	8080.00	17139.50	0.00	454.00	755.50	3113.50	629.50	0.00	0.00	74000.00
OHIO	38699.00	23609.00	5427.50	74732.50	0.00	537.50	23269.50	2995.50	0.00	0.00	0.00	169270.50
TOTAL	81085.50	46365.00	20010.00	106326.00	0.00	3856.00	29161.50	11195.50	629.50	0.00	0.00	298629.00
2ND CIRC.:												
MARSHALL	35540.50	7048.50	290.00	16129.50	469.00	0.00	3021.50	6168.50	0.00	0.00	0.00	68667.50
TYLER	38161.50	1291.00	869.50	5779.50	0.00	200.00	542.00	0.00	78.00	0.00	0.00	46921.50
WETZEL	15139.00	5504.50	3445.50	18003.50	0.00	0.00	4908.50	7408.00	0.00	0.00	0.00	54409.00
TOTAL	88841.00	13844.00	4605.00	39912.50	469.00	200.00	8472.00	13576.50	78.00	0.00	0.00	169998.00
3RD CIRC.:												
DODDRIDGE	20534.50	13663.50	588.50	9112.00	0.00	3986.50	2483.00	4985.00	794.00	0.00	0.00	56147.00
PLEASANTS	15905.50	27037.00	5030.50	3778.50	0.00	1521.00	1205.00	1874.00	346.50	0.00	0.00	56698.00
RITCHIE	39737.40	37142.00	2345.50	5445.00	0.00	4562.50	3643.00	2997.00	136.00	0.00	0.00	96008.40
TOTAL	76177.40	77842.50	7964.50	18335.50	0.00	10070.00	7331.00	9856.00	1276.50	0.00	0.00	208853.40
4TH CIRC.:												
WIRT	22637.50	13161.25	0.00	6042.50	271.00	177.50	711.00	0.00	844.00	0.00	0.00	43844.75
WOOD	235746.50	237791.05	37390.50	113454.50	749.00	6043.50	16201.50	32639.00	9170.00	575.00	0.00	689760.55
TOTAL	258384.00	250952.30	37390.50	119497.00	1020.00	6221.00	16912.50	32639.00	10014.00	575.00	0.00	733605.30
5TH CIRC.:												
CALHOUN	44597.63	15405.50	1515.50	14252.00	1386.00	333.50	10818.50	3230.50	0.00	0.00	0.00	91539.13
JACKSON	77193.00	57377.50	4224.50	44476.00	2030.00	2804.00	26590.00	11421.00	1581.50	0.00	0.00	227697.50
ROANE	82931.00	28696.50	1570.00	23186.00	1344.50	499.00	21880.50	6231.50	365.50	0.00	0.00	166704.50
TOTAL	204721.63	101479.50	7310.00	81914.00	4760.50	3636.50	59289.00	20883.00	1947.00	0.00	0.00	485941.13

CIRCUIT COUNTY	PAROLE										TOTAL FEES
	FELONY	MISDEMEAN	MENTAL HYGIENE	JUVENILE PATERNITY	REVOCA	ABUSE	SC	OTHER	EXTRADIT.		
6TH CIRC.:											
CABELL	323578.00	376498.00	71163.50	126741.55	10715.50	5772.50	31674.00	34379.00	15339.00	2165.00	998026.05
TOTAL	323578.00	376498.00	71163.50	126741.55	10715.50	5772.50	31674.00	34379.00	15339.00	2165.00	998026.05
7TH CIRC.:											
LOGAN	51108.00	131752.00	96.50	84378.50	5995.00	5057.50	21739.50	9713.00	4444.00	69.50	314353.50
TOTAL	51108.00	131752.00	96.50	84378.50	5995.00	5057.50	21739.50	9713.00	4444.00	69.50	314353.50
8TH CIRC.:											
MCDOWELL	24180.00	7778.00	5882.50	11072.50	345.00	980.50	2552.50	251.00	0.00	219.00	53261.00
TOTAL	24180.00	7778.00	5882.50	11072.50	345.00	980.50	2552.50	251.00	0.00	219.00	53261.00
9TH CIRC.:											
MERCER	162168.00	50265.50	6954.00	109821.50	6157.50	4695.50	28446.00	21546.00	7544.00	0.00	397598.00
TOTAL	162168.00	50265.50	6954.00	109821.50	6157.50	4695.50	28446.00	21546.00	7544.00	0.00	397598.00
10TH CIRC.:											
RALEIGH	54992.50	81432.50	26806.00	22527.50	189.00	2342.50	1860.50	9818.00	3398.00	0.00	203366.50
TOTAL	54992.50	81432.50	26806.00	22527.50	189.00	2342.50	1860.50	9818.00	3398.00	0.00	203366.50
11TH CIRC.:											
GREENBRIER	82833.50	61365.00	8237.00	35728.50	7955.00	2101.50	2722.50	1332.50	5633.50	106.00	208015.00
MONROE	26875.00	7107.05	1355.00	8654.00	522.50	0.00	0.00	1217.00	105.00	0.00	45835.55
POCAHONTAS	56910.37	11797.50	3279.00	8478.50	1533.50	1273.50	1466.00	0.00	8163.00	0.00	92901.37
SUMMERS	42169.00	13613.00	2985.00	6565.00	98.00	382.00	1443.50	0.00	1702.00	0.00	68957.50
TOTAL	208787.87	93882.55	15856.00	59426.00	10109.00	3757.00	5632.00	2549.50	15603.50	106.00	415709.42
12TH CIRC.:											
FAYETTE	60361.00	10875.00	6321.50	14004.50	679.50	1588.50	2583.50	7525.00	529.00	0.00	104467.50
TOTAL	60361.00	10875.00	6321.50	14004.50	679.50	1588.50	2583.50	7525.00	529.00	0.00	104467.50

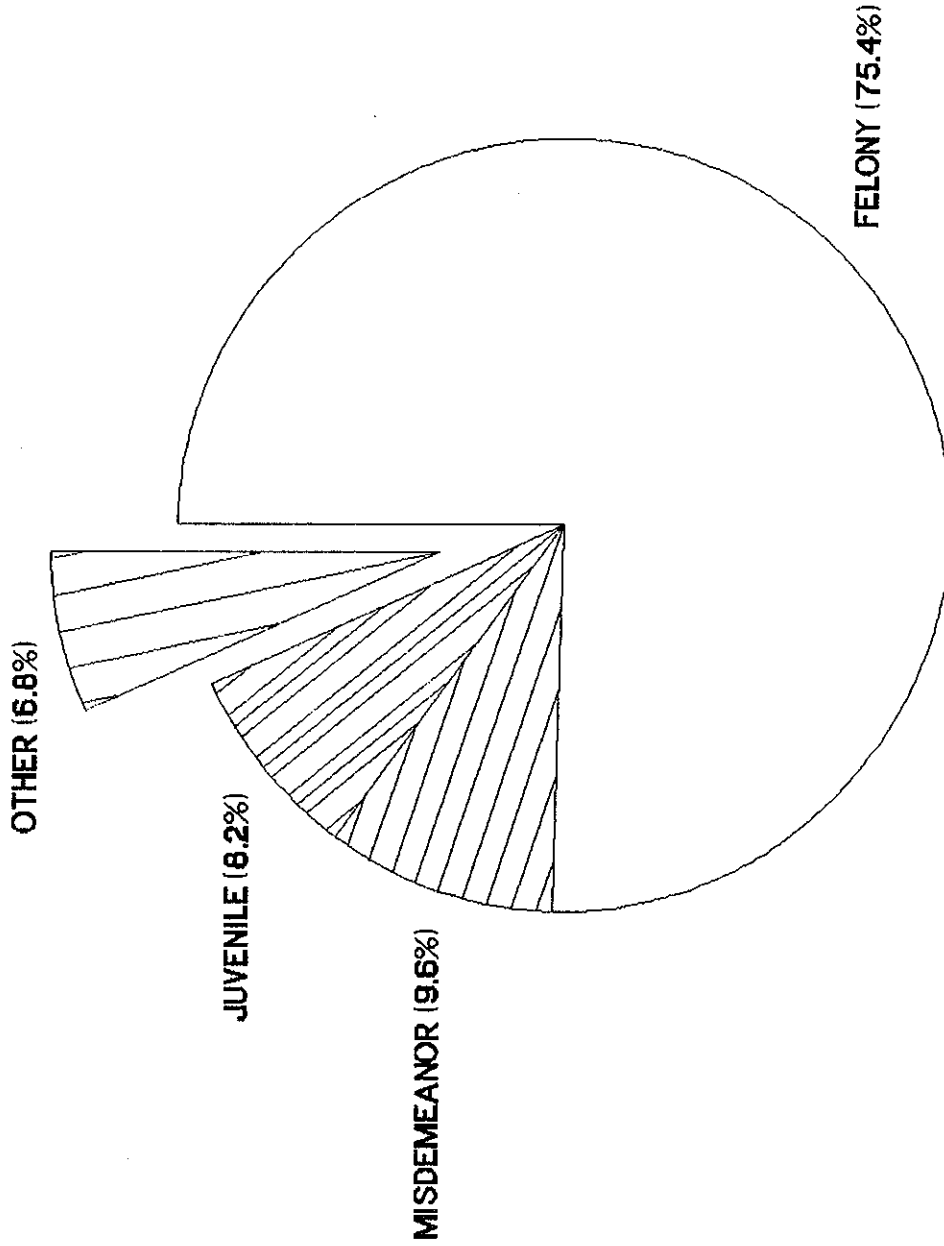
CIRCUIT COUNTY	PAROLE										TOTAL FEES
	FELONY	MISDEMEAN	MENTAL HYGIENE	JUVENILE PATERNITY	REVOCA	ABUSE	HABEAS/ SC	OTHER	EXTRADIT.		
13TH CIRC.:											
KANAWHA	609855.02	555696.45	97855.00	152863.50	12392.50	21365.50	31368.00	14178.00	20128.00	466.00	1516167.97
TOTAL	609855.02	555696.45	97855.00	152863.50	12392.50	21365.50	31368.00	14178.00	20128.00	466.00	1516167.97
14TH CIRC.:											
BRAXTON	62233.00	29261.50	8028.50	14424.00	1171.00	235.50	3782.50	0.00	1336.50	0.00	120472.50
CLAY	23509.00	30115.00	4074.50	16821.00	1220.00	0.00	417.00	0.00	0.00	0.00	76156.50
GILMER	17340.00	12788.50	3198.50	5619.00	0.00	0.00	3293.50	0.00	1375.00	0.00	43614.50
WEBSTER	21138.50	17485.00	1479.50	7864.50	1039.50	0.00	5004.50	0.00	145.00	0.00	54156.50
TOTAL	124220.50	89650.00	16781.00	44728.50	3430.50	235.50	12497.50	0.00	2856.50	0.00	294400.00
15TH CIRC.:											
HARRISON	322232.07	216794.15	5178.00	93409.00	3432.00	9113.50	48841.49	10128.00	8625.50	2751.50	720505.21
TOTAL	322232.07	216794.15	5178.00	93409.00	3432.00	9113.50	48841.49	10128.00	8625.50	2751.50	720505.21
16TH CIRC.:											
MARION	185905.00	162963.00	14449.70	118743.50	2850.00	16367.00	44880.00	26303.00	5778.00	288.00	578527.20
TOTAL	185905.00	162963.00	14449.70	118743.50	2850.00	16367.00	44880.00	26303.00	5778.00	288.00	578527.20
17TH CIRC.:											
MONONGALIA	88119.50	43236.25	17944.10	17431.50	1673.50	1265.50	13507.50	15139.00	2309.50	543.50	201169.85
TOTAL	88119.50	43236.25	17944.10	17431.50	1673.50	1265.50	13507.50	15139.00	2309.50	543.50	201169.85
18TH CIRC.:											
PRESTON	61329.50	36357.00	1318.50	13939.00	6053.50	1753.50	19899.50	12378.50	366.00	0.00	153395.00
TOTAL	61329.50	36357.00	1318.50	13939.00	6053.50	1753.50	19899.50	12378.50	366.00	0.00	153395.00
19TH CIRC.:											
BARBOUR	32289.00	15298.50	6381.00	14392.00	0.00	438.50	1587.00	1607.50	360.50	155.00	72509.00
TAYLOR	36296.00	45872.50	6798.50	13378.00	0.00	404.50	2835.00	5311.50	976.50	0.00	111872.50
TOTAL	68585.00	61171.00	13179.50	27770.00	0.00	843.00	4422.00	6919.00	1337.00	155.00	184381.50

CIRCUIT COUNTY	PAROLE										TOTAL FEES	
	FELONY	MISDEMEAN	MENTAL HYGIENE	JUVENILE PATERNITY	REVOCA	ABUSE	SC	OTHER	EXTRADIT.			
20TH CIRC.:												
RANDOLPH	122750.00	60162.50	11134.50	32051.50	1548.00	2426.50	3789.00	21708.00	1003.50	697.00		257270.50
TOTAL	122750.00	60162.50	11134.50	32051.50	1548.00	2426.50	3789.00	21708.00	1003.50	697.00		257270.50
21ST CIRC.:												
GRANT	23714.50	16508.00	346.50	4364.50	893.50	543.00	1192.50	1557.00	1917.00	0.00		51036.50
MINERAL	40632.00	37854.00	2371.50	14034.00	1861.00	3591.00	2038.50	1593.50	797.50	100.00		104893.00
TUCKER	9056.50	2334.00	418.00	2659.50	0.00	0.00	593.00	0.00	0.00	0.00		15061.00
TOTAL	73423.00	56696.00	3136.00	21058.00	2754.50	4134.00	3824.00	3150.50	2714.50	100.00		170990.50
22ND CIRC.:												
HAMPSHIRE	52680.00	32505.50	916.00	15993.50	0.00	4350.50	1945.50	1777.50	3268.00	0.00		113436.50
HARDY	78176.00	30768.00	1616.50	18904.50	411.50	7664.00	2513.50	5421.00	1116.50	2034.50		148626.00
PENDLETON	24911.50	11189.00	646.50	4597.50	0.00	4706.50	10374.50	3216.50	1788.00	0.00		61430.00
TOTAL	155767.50	74462.50	3179.00	39495.50	411.50	16721.00	14833.50	10415.00	6172.50	2034.50		323492.50
23RD CIRC.:												
BERKELEY	92793.50	23290.00	10353.50	73604.55	636.00	4034.50	23485.50	16714.00	1603.50	55.00		246570.05
JEFFERSON	71869.00	82604.00	10173.50	68739.00	1255.00	0.00	5663.00	3174.00	6688.00	1391.50		251557.00
MORGAN	20366.50	21481.50	716.50	19613.50	0.00	0.00	8558.50	2542.50	194.50	462.50		73936.00
TOTAL	185029.00	127375.50	21243.50	161957.05	1891.00	4034.50	37707.00	22430.50	8486.00	1909.00		572063.05
24TH CIRC.:												
WAYNE	65032.00	17592.50	5426.00	34185.00	10774.50	635.50	12662.50	10571.00	2005.50	0.00		158884.50
TOTAL	65032.00	17592.50	5426.00	34185.00	10774.50	635.50	12662.50	10571.00	2005.50	0.00		158884.50
25TH CIRC.:												
BOONE	99833.00	55406.00	6881.00	42089.00	1532.00	1692.50	4476.50	8271.50	3411.00	89.00		223681.50
LINCOLN	144119.00	70097.50	10327.50	23249.50	4873.50	2483.50	6550.50	0.00	2506.50	922.50		265130.00
TOTAL	243952.00	125503.50	17208.50	65338.50	6405.50	4176.00	11027.00	8271.50	5917.50	1011.50		488811.50

CIRCUIT COUNTY	PAROLE										TOTAL FEES	
	FELONY	MISDEMEAN	MENTAL HYGIENE	JUVENILE	PATERNITY	REVOCA	ABUSE	SC	HABEAS/ OTHER	EXTRADIT.		
26TH CIRC.:												
LEWIS	100240.00	47833.50	39720.50	16969.00	1990.00	6243.00	9007.00	8285.00	1729.00	1136.50	233153.50	
UPSHUR	111630.50	21432.00	10203.00	36337.00	408.00	7338.50	14419.00	7162.00	3639.00	472.00	213041.00	
TOTAL	211870.50	69265.50	49923.50	53306.00	2398.00	13581.50	23426.00	15447.00	5368.00	1608.50	446194.50	
27TH CIRC.:												
WYOMING	123617.50	95889.50	8205.00	22118.00	3935.00	733.50	4774.00	2434.50	405.00	0.00	262112.00	
TOTAL	123617.50	95889.50	8205.00	22118.00	3935.00	733.50	4774.00	2434.50	405.00	0.00	262112.00	
28TH CIRC.:												
NICHOLAS	31112.00	9447.50	3531.50	5416.50	1020.50	1378.00	1248.50	2279.00	890.00	0.00	56323.50	
TOTAL	31112.00	9447.50	3531.50	5416.50	1020.50	1378.00	1248.50	2279.00	890.00	0.00	56323.50	
29TH CIRC.:												
MASON	65128.00	44384.50	16859.50	11276.00	389.00	1518.00	1252.50	2187.00	937.50	0.00	143932.00	
PUTNAM	205241.81	53904.50	7446.00	19047.00	1602.00	1633.50	3127.00	8371.50	1348.00	1231.50	302952.81	
TOTAL	270369.81	98289.00	24305.50	30323.00	1991.00	3151.50	4379.50	10558.50	2285.50	1231.50	446884.81	
30TH CIRC.:												
MINGO	24808.50	12485.00	0.00	19177.00	584.00	0.00	7060.50	981.00	1391.50	0.00	66487.50	
TOTAL	24808.50	12485.00	0.00	19177.00	584.00	0.00	7060.50	981.00	1391.50	0.00	66487.50	
STATE TOT.	4562363.30	3156003.70	524358.80	1747268.10	103985.50	150093.00	515801.49	367223.50	138842.50	15930.50	\$11,281,870.39	

APPOINTED COUNSEL

TOTAL EXPENSES BY CASE TYPE FY 94



WV PUBLIC DEFENDER SERVICES
TOTAL APPOINTED COUNSEL EXPENSES BY CASE TYPE FY 94
 (IN DOLLARS)

CIRCUIT COUNTY	PAROLE										TOTAL EXPENSES	
	FELONY	MISDEMEAN	MENTAL HYGIENE	JUVENILE	PATERNITY	REVOCA	ABUSE	HABEAS/ SC	OTHER	EXTRADIT		
1ST CIRCUIT												
BROOKE	1369.38	526.17	54.83	1254.64	0.00	48.00	458.23	654.40	0.00	0.00	0.00	4365.65
HANCOCK	5760.35	122.02	228.11	468.69	0.00	18.75	7.80	536.27	22.80	0.00	0.00	7164.79
OHIO	8964.13	485.22	263.85	3558.71	0.00	25.01	346.90	72.84	0.00	0.00	0.00	13716.66
TOTAL	16093.86	1133.41	546.79	5282.04	0.00	91.76	812.93	1263.51	22.80	0.00	0.00	25247.10
2ND CIRCUIT												
MARSHALL	3711.67	338.42	3.25	145.96	0.00	0.00	123.30	572.02	0.00	0.00	0.00	4894.62
TYLER	28298.37	61.40	0.00	234.10	0.00	3.00	51.17	0.00	0.00	0.00	0.00	28648.04
WETZEL	306.86	65.24	44.80	361.29	0.00	0.00	213.30	342.89	0.00	0.00	0.00	1334.38
TOTAL	32316.90	465.06	48.05	741.35	0.00	3.00	387.77	914.91	0.00	0.00	0.00	34877.04
3RD CIRCUIT												
DODDRIDGE	2059.87	362.49	9.20	591.27	0.00	154.53	10.12	357.60	21.80	0.00	0.00	3566.88
PLEASANTS	2317.71	2639.01	2.40	81.52	0.00	41.12	0.00	57.38	1.50	0.00	0.00	5140.64
RITCHIE	17366.14	2600.17	11.20	102.85	0.00	328.05	151.53	33.60	0.00	0.00	0.00	20593.54
TOTAL	21743.72	5601.67	22.80	775.64	0.00	523.70	161.65	448.58	23.30	0.00	0.00	29301.06
4TH CIRCUIT												
WIRT	3252.32	415.38	0.00	244.21	11.04	9.89	44.85	0.00	27.09	0.00	0.00	4004.78
WOOD	37675.51	5889.28	714.80	3202.82	27.31	53.46	994.01	812.29	218.50	0.00	0.00	49587.98
TOTAL	40927.83	6304.66	714.80	3447.03	38.35	63.35	1038.86	812.29	245.59	0.00	0.00	53592.76
5TH CIRCUIT												
CALHOUN	1013.46	531.32	0.00	164.40	15.67	0.00	138.79	100.42	0.00	0.00	0.00	1964.06
JACKSON	6824.35	1559.22	136.02	1070.40	18.01	28.98	2563.50	3252.27	20.70	0.00	0.00	15473.45
ROANE	5508.98	766.15	0.00	622.26	43.85	48.30	911.49	144.44	0.00	0.00	0.00	8045.47
TOTAL	13346.79	2856.69	136.02	1857.06	77.53	77.28	3613.78	3497.13	20.70	0.00	0.00	25482.98

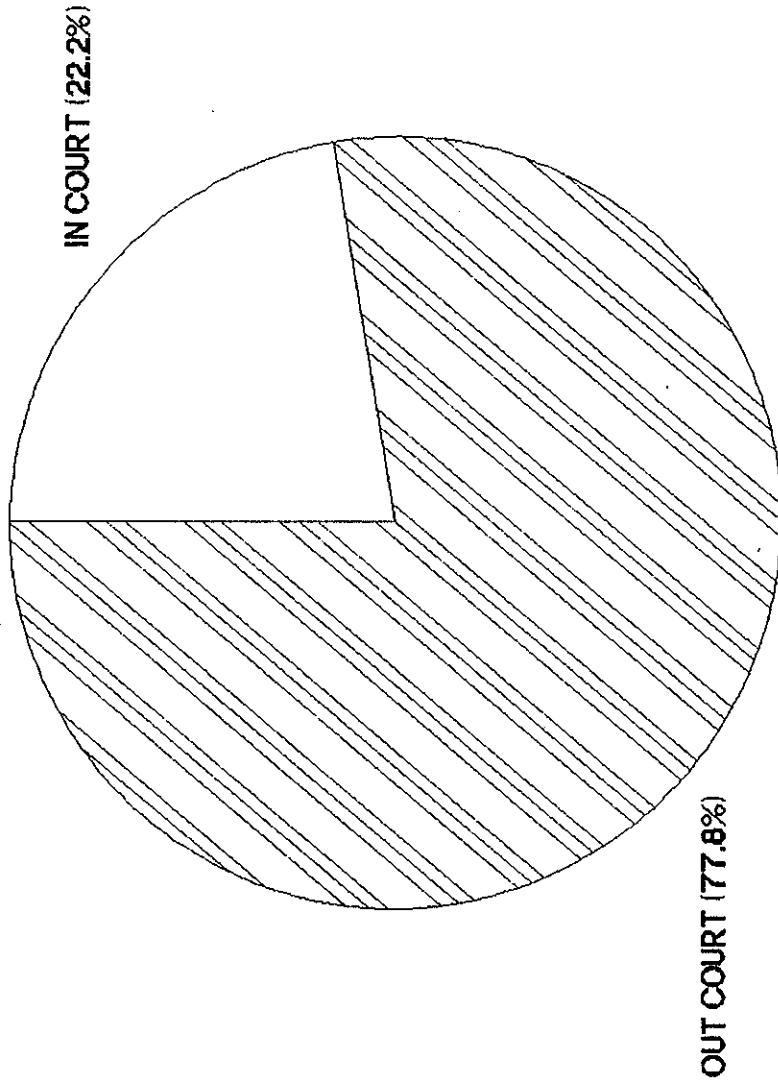
CIRCUIT COUNTY	MENTAL			PAROLE			TOTAL				
	FELONY	MISDEMEAN	HYGIENE	JUVENILE	PATERNITY	REVOCA	TERMIN./ ABUSE	HABEAS/ SC	OTHER	EXTRADIT.	EXPENSES
6TH CIRCUIT											
CABELL	97051.11	16539.32	9.20	8167.19	538.89	63.85	1568.19	3835.37	456.76	15.62	128245.50
TOTAL	97051.11	16539.32	9.20	8167.19	538.89	63.85	1568.19	3835.37	456.76	15.62	128245.50
7TH CIRCUIT											
LOGAN	12481.69	9402.02	0.80	12702.44	158.18	160.13	264.66	299.34	285.77	3.00	35758.03
TOTAL	12481.69	9402.02	0.80	12702.44	158.18	160.13	264.66	299.34	285.77	3.00	35758.03
8TH CIRCUIT											
MCDOWELL	4992.94	20.37	1.60	43.95	0.00	0.00	3.89	326.75	0.00	0.00	5389.50
TOTAL	4992.94	20.37	1.60	43.95	0.00	0.00	3.89	326.75	0.00	0.00	5389.50
9TH CIRCUIT											
MERCER	31025.98	4113.80	121.43	14817.52	281.16	42.21	2538.15	276.55	190.23	0.00	53407.03
TOTAL	31025.98	4113.80	121.43	14817.52	281.16	42.21	2538.15	276.55	190.23	0.00	53407.03
10TH CIRCUIT											
RALEIGH	11830.26	1410.89	177.68	173.20	0.00	0.00	86.52	97.50	284.25	0.00	14060.30
TOTAL	11830.26	1410.89	177.68	173.20	0.00	0.00	86.52	97.50	284.25	0.00	14060.30
11TH CIRCUIT											
GREENBRIER	985.52	689.93	0.00	144.35	40.02	0.00	0.00	0.00	79.81	0.00	1939.63
MONROE	1331.59	228.11	23.00	241.32	17.25	0.00	0.00	80.70	0.00	0.00	1921.97
POCAHONTAS	7626.96	337.54	6.90	1119.97	19.78	98.90	338.78	0.00	598.85	0.00	10147.68
SUMMERS	2938.60	1057.99	0.00	271.92	0.00	28.00	23.01	0.00	87.64	0.00	4407.16
TOTAL	12882.67	2313.57	29.90	1777.56	77.05	126.90	361.79	80.70	766.30	0.00	18416.44
12TH CIRCUIT											
FAYETTE	10121.84	2403.73	26.50	793.66	16.17	16.75	8.25	353.86	24.84	0.00	13765.60
TOTAL	10121.84	2403.73	26.50	793.66	16.17	16.75	8.25	353.86	24.84	0.00	13765.60

CIRCUIT COUNTY	MENTAL				PAROLE				TOTAL		
	FELONY	MISDEMEAN	HYGIENE	JUVENILE	PATERNITY	REVOCA	ABUSE	HABEAS/ SC	OTHER	EXTRADIT.	EXPENSES
13TH CIRCUIT											
KANAWHA	145559.46	12447.99	379.70	8162.93	294.42	2178.79	890.15	1739.11	895.53	5.50	172553.58
TOTAL	145559.46	12447.99	379.70	8162.93	294.42	2178.79	890.15	1739.11	895.53	5.50	172553.58
14TH CIRCUIT											
BRAXTON	5729.54	1367.18	80.98	522.90	234.60	17.06	53.86	0.00	75.60	0.00	8081.72
CLAY	4180.02	706.24	216.33	528.23	29.18	0.00	0.58	0.00	0.00	0.00	5660.58
GILMER	1059.94	1456.47	156.52	354.80	0.00	0.00	89.14	0.00	0.00	0.00	3116.87
WEBSTER	1574.61	681.33	34.56	183.44	55.21	0.00	141.79	0.00	11.69	0.00	2682.63
TOTAL	12544.11	4211.22	488.39	1589.37	318.99	17.06	285.37	0.00	87.29	0.00	19541.80
15TH CIRCUIT											
HARRISON	40336.58	3401.85	67.64	1161.78	39.83	468.12	5176.37	302.75	579.05	63.90	51597.87
TOTAL	40336.58	3401.85	67.64	1161.78	39.83	468.12	5176.37	302.75	579.05	63.90	51597.87
16TH CIRCUIT											
MARION	15162.22	1211.11	0.58	1955.21	30.93	319.54	1717.58	2028.25	66.35	3.29	22495.06
TOTAL	15162.22	1211.11	0.58	1955.21	30.93	319.54	1717.58	2028.25	66.35	3.29	22495.06
17TH CIRCUIT											
MONONGALIA	4082.25	107.39	16.17	105.80	46.81	0.00	0.00	673.15	13.67	9.41	5054.65
TOTAL	4082.25	107.39	16.17	105.80	46.81	0.00	0.00	673.15	13.67	9.41	5054.65
18TH CIRCUIT											
PRESTON	5317.24	557.76	7.78	626.68	137.16	43.58	430.73	229.82	11.04	0.00	7361.79
TOTAL	5317.24	557.76	7.78	626.68	137.16	43.58	430.73	229.82	11.04	0.00	7361.79
19TH CIRCUIT											
BARBOUR	2248.51	349.41	0.00	197.99	0.00	0.00	0.00	592.52	0.00	0.00	3388.43
TAYLOR	1094.65	150.10	79.44	0.00	0.00	0.00	43.47	147.30	0.00	0.00	1514.96
TOTAL	3343.16	499.51	79.44	197.99	0.00	0.00	43.47	739.82	0.00	0.00	4903.39

CIRCUIT COUNTY	MENTAL				PAROLE				TOTAL EXTRADIT. EXPENSES	
	FELONY	MISDEMEAN	HYGIENE	JUVENILE	PATERNITY	REVOCA	ARUSE	HABEAS/ SC		OTHER
20TH CIRCUIT										
RANDOLPH	18356.85	763.05	183.03	357.93	10.62	7.08	8.92	2623.30	0.00	22310.78
TOTAL	18356.85	763.05	183.03	357.93	10.62	7.08	8.92	2623.30	0.00	22310.78
21ST CIRCUIT										
GRANT	3058.87	309.18	2.89	64.30	40.89	12.00	0.00	48.30	156.75	3693.18
MINERAL	558.93	1003.41	0.00	105.62	0.00	2.25	1780.00	119.40	0.00	3569.61
TUCKER	1108.45	166.70	13.25	158.48	0.00	0.00	11.03	0.00	0.00	1457.91
TOTAL	4726.25	1479.29	16.14	328.40	40.89	14.25	1791.03	167.70	156.75	8720.70
22ND CIRCUIT										
HAMPSHIRE	5555.00	630.00	0.00	1160.00	0.00	0.00	0.00	70.00	0.00	7415.00
HARDY	21805.98	939.32	75.46	2767.66	0.00	1012.34	228.77	510.10	0.00	27339.63
PENDLETON	2367.46	340.09	0.00	52.48	0.00	175.93	262.44	296.84	55.04	3550.28
TOTAL	29728.44	1909.41	75.46	3980.14	0.00	1188.27	491.21	876.94	55.04	38304.91
23RD CIRCUIT										
BERKELEY	14845.64	1322.68	12.62	2202.71	2.29	31.70	193.38	0.00	28.13	18639.15
JEFFERSON	5438.63	1958.08	243.01	1457.72	0.00	0.00	218.72	259.11	37.61	9612.88
MORGAN	1226.60	520.44	3.80	612.45	0.00	0.00	93.78	199.88	0.00	2656.95
TOTAL	21510.87	3801.20	259.43	4272.88	2.29	31.70	505.88	458.99	65.74	30908.98
24TH CIRCUIT										
WAYNE	15549.95	1615.97	18.20	1044.80	10.40	6.34	298.07	539.20	92.36	19175.29
TOTAL	15549.95	1615.97	18.20	1044.80	10.40	6.34	298.07	539.20	92.36	19175.29
25TH CIRCUIT										
BOONE	35846.68	1700.40	0.00	1592.95	697.50	0.00	22.91	40.10	22.09	39922.63
LINCOLN	23152.48	3007.37	65.90	271.19	375.37	47.09	191.90	0.00	0.00	27133.39
TOTAL	58999.16	4707.77	65.90	1864.14	1072.87	47.09	214.81	40.10	22.09	67056.02

CIRCUIT COUNTY	PAROLE										TOTAL EXTRADIT. EXPENSES	
	FELONY	MISDEMEAN	MENTAL HYGIENE	JUVENILE	PATERNITY	REVOCA	TERMIN./ ABUSE	HABEAS/ SC	OTHER	EXTRADIT.		
26TH CIRCUIT												
LEWIS	9776.99	1591.61	1441.57	657.77	15.03	283.18	1187.15	770.39	286.01	71.45	16081.15	
UPSHUR	14072.47	526.91	132.14	3114.31	35.44	158.37	704.66	393.06	0.00	2.50	19139.86	
TOTAL	23849.46	2118.52	1573.71	3772.08	50.47	441.55	1891.81	1163.45	286.01	73.95	35221.01	
27TH CIRCUIT												
WYOMING	20871.99	3377.74	155.90	585.20	0.00	10.50	46.92	109.67	0.00	0.00	25157.92	
TOTAL	20871.99	3377.74	155.90	585.20	0.00	10.50	46.92	109.67	0.00	0.00	25157.92	
28TH CIRCUIT												
NICHOLAS	1931.36	143.77	0.00	111.97	0.00	77.96	0.00	199.70	23.40	0.00	2488.16	
TOTAL	1931.36	143.77	0.00	111.97	0.00	77.96	0.00	199.70	23.40	0.00	2488.16	
29TH CIRCUIT												
MASON	8537.95	1052.62	230.00	796.97	0.00	11.50	13.00	326.70	0.00	0.00	10968.74	
PUTNAM	29997.10	1569.50	82.40	896.43	16.49	33.60	69.63	0.00	94.00	0.00	32759.15	
TOTAL	38535.05	2622.12	312.40	1693.40	16.49	45.10	82.63	326.70	94.00	0.00	43727.89	
30TH CIRCUIT												
MINGO	2808.78	346.04	0.00	653.23	0.00	0.00	47.24	0.00	223.33	0.00	4078.62	
TOTAL	2808.78	346.04	0.00	653.23	0.00	0.00	47.24	0.00	223.33	0.00	4078.62	
STATE TOT.	\$768,028.77	\$97,886.90	\$5,535.44	\$83,042.57	\$3,259.50	\$6,065.86	\$24,768.63	\$24,425.14	\$4,992.19	\$196.76	\$1,018,201.76	

APPOINTED COUNSEL
IN/OUT OF COURT TOTAL HOURS FY 93/94



**WEST VIRGINIA PUBLIC DEFENDER SERVICES
 APPOINTED COUNSEL HOURS
 IN/OUT COURT FY 93/94**

COUNTY/ CIRCUIT	IN COURT	OUT COURT	TOTAL HOURS
1ST CIRCUIT			
BROOKE	248.90	953.75	1202.65
HANCOCK	331.50	1165.61	1497.11
OHIO	667.40	2875.70	3543.10
TOTAL	1247.80	4995.06	6242.86
2ND CIRCUIT			
MARSHALL	359.80	1096.75	1456.55
TYLER	145.80	847.00	992.80
WETZEL	205.80	930.70	1136.50
TOTAL	711.40	2874.45	3585.85
3RD CIRCUIT			
DODDRIDGE	285.90	1076.87	1362.77
PLEASANTS	240.90	932.42	1173.32
RITCHIE	402.30	1570.18	1972.48
TOTAL	929.10	3579.46	4508.56
4TH CIRCUIT			
WIRT	157.00	747.55	904.55
WOOD	3413.10	10418.48	13831.58
TOTAL	3570.10	11166.03	14736.13
5TH CIRCUIT			
CALHOUN	718.00	1099.94	1817.94
JACKSON	1357.12	3099.53	4456.65
ROANE	1217.30	1946.67	3163.97
TOTAL	3292.42	6146.15	9438.57

COUNTY/ CIRCUIT	IN COURT	OUT COURT	TOTAL HOURS
6TH CIRCUIT			
CABELL	6140.27	13516.09	19656.36
TOTAL	6140.27	13516.09	19656.36
7TH CIRCUIT			
LOGAN	1317.00	5130.30	6447.30
TOTAL	1317.00	5130.30	6447.30
8TH CIRCUIT			
MCDOWELL	337.90	706.20	1044.10
TOTAL	337.90	706.20	1044.10
9TH CIRCUIT			
MERCER	1100.10	7267.33	8367.43
TOTAL	1100.10	7267.33	8367.43
10TH CIRCUIT			
RALEIGH	732.30	3490.59	4222.89
TOTAL	732.30	3490.59	4222.89
11TH CIRCUIT			
GREENBRIER	1039.40	3138.00	4177.40
MONROE	221.20	699.06	920.26
POCAHONTAS	244.10	1712.09	1956.19
SUMMERS	352.90	1048.36	1401.26
TOTAL	1857.60	6597.51	8455.11
12TH CIRCUIT			
FAYETTE	574.90	1515.11	2090.01
TOTAL	574.90	1515.11	2090.01
PAGE 2			

COUNTY/ CIRCUIT	IN COURT	OUT COURT	TOTAL HOURS
13TH CIRCUIT			
KANAWHA	7154.69	24453.04	31607.73
TOTAL	7154.69	24453.04	31607.73
14TH CIRCUIT			
BRAXTON	690.30	1690.01	2380.31
CLAY	296.90	1306.71	1603.61
GILMER	170.04	726.60	896.64
WEBSTER	236.50	907.18	1143.68
TOTAL	1393.74	4630.50	6024.24
15TH CIRCUIT			
HARRISON	2080.00	13346.30	15426.30
TOTAL	2080.00	13346.30	15426.30
16TH CIRCUIT			
MARION	2262.52	9758.36	12020.87
TOTAL	2262.52	9758.36	12020.87
17TH CIRCUIT			
MONONGALIA	926.09	3135.14	4061.24
TOTAL	926.09	3135.14	4061.24
18TH CIRCUIT			
PRESTON	555.45	2608.57	3164.02
TOTAL	555.45	2608.57	3164.02
19TH CIRCUIT			
BARBOUR	278.10	1215.10	1493.20
TAYLOR	387.80	1928.69	2316.49
TOTAL	665.90	3143.79	3809.69

COUNTY/ CIRCUIT	IN COURT	OUT COURT	TOTAL HOURS
20TH CIRCUIT			
RANDOLPH	771.10	4648.82	5419.92
TOTAL	771.10	4648.82	5419.92
21ST CIRCUIT			
GRANT	176.30	879.49	1055.79
MINERAL	288.00	1914.96	2202.96
TUCKER	50.10	262.32	312.42
TOTAL	514.40	3056.77	3571.17
22ND CIRCUIT			
HAMPSHIRE	669.36	1564.30	2233.66
HARDY	569.70	2496.40	3066.10
PENDLETON	287.80	949.40	1237.20
TOTAL	1526.86	5010.10	6536.96
23RD CIRCUIT			
BERKELEY	1104.22	3904.33	5008.54
JEFFERSON	1236.89	3848.57	5085.46
MORGAN	276.70	1243.34	1520.04
TOTAL	2617.81	8996.24	11614.05
24TH CIRCUIT			
WAYNE	878.50	2270.98	3149.48
TOTAL	878.50	2270.98	3149.48
25TH CIRCUIT			
BOONE	1463.68	2924.51	4388.20
LINCOLN	1377.95	3903.12	5281.08
TOTAL	2841.64	6827.63	9669.27
PAGE 4			

COUNTY/ CIRCUIT	IN COURT	OUT COURT	TOTAL HOURS
26TH CIRCUIT			
LEWIS	924.70	3952.69	4877.39
UPSHUR	831.30	3536.60	4367.90
TOTAL	1756.00	7489.29	9245.29
27TH CIRCUIT			
WYOMING	898.00	4743.82	5641.82
TOTAL	898.00	4743.82	5641.82
28TH CIRCUIT			
NICHOLAS	380.10	702.60	1082.70
TOTAL	380.10	702.60	1082.70
29TH CIRCUIT			
MASON	516.05	2453.19	2969.24
PUTNAM	1472.79	4628.22	6101.01
TOTAL	1988.85	7081.40	9070.25
30TH CIRCUIT			
MINGO	381.70	1010.10	1391.80
TOTAL	381.70	1010.10	1391.80
STATE TOTAL	51404.23	179897.73	231301.96

**WV PUBLIC DEFENDER SERVICES
 TOTAL DIRECT EXPENSES CLAIMS PAID BY CASE TYPE FY 94**

CIRCUIT COUNTY	FELONY	MISDEMEAN	MENTAL HYGIENE	JUVENILE	PATERNITY	PAROLE				OTHER	EXTRADIT.	TOTAL CLAIMS
						PROBAT. REVOCA	TERMIN/ ABUSE	HABEAS/ SC				
1ST CIRCUIT												
BROOKE	1	0	0	2	0	0	1	0	0	0	0	4
HANCOCK	3	0	0	0	0	0	0	0	0	0	0	3
OHIO	4	0	0	0	0	0	0	0	0	0	0	4
TOTAL	8	0	0	2	0	0	1	0	0	0	0	11
2ND CIRCUIT												
MARSHALL	2	0	0	0	0	0	0	0	0	0	0	2
TYLER	1	0	0	0	0	0	0	0	0	0	0	1
WETZEL	0	0	0	0	0	0	0	0	0	0	0	0
TOTAL	3	0	0	0	0	0	0	0	0	0	0	3
3RD CIRCUIT												
DODDRIDGE	0	0	0	0	0	0	0	0	0	0	0	0
PLEASANTS	0	0	0	0	0	0	0	0	0	0	0	0
RITCHIE	4	2	0	0	0	0	0	0	0	0	0	6
TOTAL	4	2	0	0	0	0	0	0	0	0	0	6
4TH CIRCUIT												
WIRT	1	0	0	0	0	0	0	0	0	0	0	1
WOOD	21	0	0	1	0	0	0	0	0	0	0	22
TOTAL	22	0	0	1	0	0	0	0	0	0	0	23
5TH CIRCUIT												
CALHOUN	0	0	0	0	0	0	0	0	0	0	0	0
JACKSON	7	0	0	0	0	0	3	0	0	0	0	11
ROANE	1	0	0	0	0	0	1	0	0	0	0	2
TOTAL	8	0	0	0	0	0	4	1	0	0	0	13

-78-

CIRCUIT COUNTY	FELONY	MISDEMEAN	MENTAL		JUVENILE	PATERNITY	PAROLE PROBAT. REVOCA	TERMIN/ ABUSE	HABEAS/ SC	OTHER EXTRADIT.	TOTAL CLAIMS
			HYGIENE	HYGIENE							
6TH CIRCUIT											
CABELL	87	6	0	0	3	0	0	2	1	0	99
TOTAL	87	6	0	0	3	0	0	2	1	0	99
7TH CIRCUIT											
LOGAN	3	5	0	0	14	0	0	0	0	0	22
TOTAL	3	5	0	0	14	0	0	0	0	0	22
8TH CIRCUIT											
MCDOWELL	1	0	0	0	0	0	0	0	1	0	2
TOTAL	1	0	0	0	0	0	0	0	1	0	2
9TH CIRCUIT											
MERCER	16	3	0	0	3	0	0	0	0	0	22
TOTAL	16	3	0	0	3	0	0	0	0	0	22
10TH CIRCUIT											
RALEIGH	4	0	0	0	0	0	0	0	0	0	4
TOTAL	4	0	0	0	0	0	0	0	0	0	4
11TH CIRCUIT											
GREENBRIER	0	0	0	0	0	0	0	0	0	0	0
MONROE	0	0	0	0	0	0	0	0	0	0	0
POCAHONTAS	3	0	0	0	1	0	1	0	0	1	6
SUMMERS	3	0	0	0	0	0	0	0	0	0	3
TOTAL	6	0	0	0	1	0	1	0	0	1	9
12TH CIRCUIT											
FAYETTE	9	0	0	0	1	0	0	0	0	0	10
TOTAL	9	0	0	0	1	0	0	0	0	0	10

CIRCUIT COUNTY	PAROLE										TOTAL CLAIMS	
	FELONY	MISDEMEAN	MENTAL HYGIENE	JUVENILE	PATERNITY	PROBAT. REVOCA	TERMIN./ ABUSE	HABEAS/ SC	OTHER	EXTRADIT.		
13TH CIRCUIT												
KANAWHA	136	21	0	6	1	3	1	1	1	0	0	170
TOTAL	136	21	0	6	1	3	1	1	1	0	0	170
14TH CIRCUIT												
BRAXTON	1	0	0	0	0	0	0	0	0	0	0	1
CLAY	4	0	0	0	0	0	0	0	0	0	0	4
GILMER	0	2	0	0	0	0	0	0	0	0	0	2
WEBSTER	0	0	0	0	0	0	0	0	0	0	0	0
TOTAL	5	2	0	0	0	0	0	0	0	0	0	7
15TH CIRCUIT												
HARRISON	10	0	0	0	0	0	2	0	0	0	0	12
TOTAL	10	0	0	0	0	0	2	0	0	0	0	12
16TH CIRCUIT												
MARION	3	0	0	2	0	0	3	1	0	0	0	9
TOTAL	3	0	0	2	0	0	3	1	0	0	0	9
17TH CIRCUIT												
MONONGALIA	0	0	0	0	0	0	0	0	0	0	0	0
TOTAL	0	0	0	0	0	0	0	0	0	0	0	0
18TH CIRCUIT												
PRESTON	5	0	0	0	0	0	0	0	0	0	0	5
TOTAL	5	0	0	0	0	0	0	0	0	0	0	5
19TH CIRCUIT												
BARBOUR	0	0	0	0	0	0	0	0	0	0	0	0
TAYLOR	0	0	0	0	0	0	0	0	0	0	0	0
TOTAL	0	0	0	0	0	0	0	0	0	0	0	0

CIRCUIT COUNTY	PAROLE										TOTAL CLAIMS	
	FELONY	MISDEMEAN	MENTAL HYGIENE	JUVENILE	PATERNITY	REVOCA	PROBAT.	TERMIN./ ABUSE	HABEAS/ SC	OTHER		EXTRADIT.
20TH CIRCUIT												
RANDOLPH	6	0	0	0	0	0	0	0	1	0	0	7
TOTAL	6	0	0	0	0	0	0	0	1	0	0	7
21ST CIRCUIT												
GRANT	0	0	0	0	0	0	0	0	0	0	0	0
MINERAL	1	2	0	0	0	0	0	1	0	0	0	4
TUCKER	1	0	0	0	0	0	0	0	0	0	0	1
TOTAL	2	2	0	0	0	0	0	1	0	0	0	5
22ND CIRCUIT												
HAMPSHIRE	0	0	0	0	0	0	0	0	0	0	0	0
HARDY	2	0	0	1	0	0	0	0	0	0	0	3
PENDLETON	0	0	0	0	0	0	0	0	0	0	0	0
TOTAL	2	0	0	1	0	0	0	0	0	0	0	3
23RD CIRCUIT												
BERKELEY	9	1	0	0	0	0	0	0	0	0	0	10
JEFFERSON	1	1	0	0	0	0	0	0	0	0	0	2
MORGAN	1	0	0	0	0	0	0	0	0	0	0	1
TOTAL	11	2	0	0	0	0	0	0	0	0	0	13
24TH CIRCUIT												
WAYNE	9	1	0	1	0	0	0	0	0	0	0	11
TOTAL	9	1	0	1	0	0	0	0	0	0	0	11
25TH CIRCUIT												
BOONE	24	1	0	0	1	0	0	0	0	0	0	26
LINCOLN	19	2	0	0	1	0	0	0	0	0	0	22
TOTAL	43	3	0	0	2	0	0	0	0	0	0	48

CIRCUIT COUNTY	PAROLE										TOTAL CLAIMS	
	FELONY	MISDEMEAN	MENTAL HYGIENE	JUVENILE	PATERNITY	REVOCA	ABUSE	SC	OTHER	EXTRADIT.		
26TH CIRCUIT												
LEWIS	6	1	0	0	0	0	1	0	0	0	0	8
UPSHUR	14	1	0	4	0	0	0	0	0	0	0	19
TOTAL	20	2	0	4	0	0	1	0	0	0	0	27
27TH CIRCUIT												
WYOMING	3	1	0	0	0	0	0	0	0	0	0	4
TOTAL	3	1	0	0	0	0	0	0	0	0	0	4
28TH CIRCUIT												
NICHOLAS	1	0	0	0	0	0	0	0	0	0	0	1
TOTAL	1	0	0	0	0	0	0	0	0	0	0	1
29TH CIRCUIT												
MASON	5	0	0	0	0	0	0	0	0	0	0	5
PUTNAM	7	0	0	1	0	0	0	0	0	0	0	8
TOTAL	12	0	0	1	0	0	0	0	0	0	0	13
30TH CIRCUIT												
MINGO	1	0	0	0	0	0	0	0	0	0	0	1
TOTAL	1	0	0	0	0	0	0	0	0	0	0	1
STATE TOT.	440	50	0	40	3	3	16	6	2	0	0	560