

**WEST VIRGINIA
PUBLIC DEFENDER SERVICES**

ANNUAL REPORT

FY 1994 – '95

**JOHN A. ROGERS
EXECUTIVE DIRECTOR**

WV PUBLIC DEFENDER SERVICES

ANNUAL REPORT

Fiscal Year 1994-'95

John A. Rogers, Executive Director

TABLE OF CONTENTS

	PAGE
PART I - SUMMARY OF OPERATIONS	
Introduction	1
Public Defender and Appointed Counsel Statistical Summaries	16
Graphs of Public Defender and Appointed Counsel Average Costs By Judicial Circuit	18
PART II - PUBLIC DEFENDER DATA	
Public Defender Hours Worked, By Attorney, By Month	32
Public Defender Hours Worked, By Attorney, By Case Type	37
Public Defender Cases Opened and Closed, By Case Type	43
PART III - APPOINTED COUNSEL DATA	
Appointed Counsel Payments Summary, By Circuit	47
Appointed Counsel Claims By Case Type, By Circuit	52
Appointed Counsel Attorney Hours, By Case Type, By Circuit	58
Appointed Counsel Fees Paid, By Case Type, By Circuit	64
Appointed Counsel Expenses Paid, By Case Type, By Circuit	70
Appointed Counsel In Court/Out of Court Hours, By Circuit	76
Number of Direct Expenses By Case Type, By Circuit	82

WEST VIRGINIA PUBLIC DEFENDER SERVICES

INTRODUCTION AND SUMMARY

Fiscal Year 1994-'95

Pursuant to the requirements of West Virginia Code 5-1-20, Public Defender Services, an agency of the Executive Branch, submits this report for Fiscal Year 1994-'95 to his Excellency, Governor Gaston Caperton and to the West Virginia Legislature. This report describes the agency's activities during Fiscal Year 1994-'95.

Public Defender Services, originally Public Legal Services Council, was established July 1, 1981, by W. Va. Code 29-21-1, et seq., and given the responsibility for administering the provision of legal representation to indigent persons as required by the Sixth Amendment to the United States Constitution and by Article III, Section 14 of the W. Va. Constitution. The Executive Director, appointed by the Governor, by and with the advice and consent of the West Virginia Senate, is responsible for the administration of the appointed counsel system; the Public Defender system; the Public Defender Services appellate office; and the Criminal Law Research Center within Public Defender Services.

In December, 1987, Millard Jewell, a Mingo County attorney whose case load was composed of 30 percent appointed cases, filed suit in the West Virginia Supreme Court. The Court appointed a Special Master and evidentiary hearings were held at three locations in the state. In July, 1989, the Court found certain aspects of the indigent defense system unconstitutional. Effective July 1, 1990, the Court required the Legislature to increase

appointed counsel rates from \$20/\$25 per hour to \$45/65 per hour, and to raise the fee cap to \$3,000. During the 1990 Regular Session of the Legislature, these mandates were enacted into W. Va. Code 29-21-13a and became effective July 1, 1990. This action more than doubled the costs of the appointed counsel system.

Prior to Fiscal Year 1990-'91, Public Defender offices operated in the 2nd, 10th, 23rd/31st (combined), and 28th Judicial Circuits. During Fiscal Year 1989-'90, the 1st, 8th, 12th, 13th, and 30th Circuits opened Public Defender offices. In Fiscal Year 1990-'91, the 7th and 9th Circuit offices opened. In fiscal year 1993-'94, the 15th Circuit office opened; and in fiscal year 1994-'95 offices were opened in the 6th and 24th Circuits. The 1st Circuit offices are located in Wheeling and Weirton; the 2nd Circuit, in Moundsville; the 6th Circuit, in Huntington; 7th Circuit, in Logan; the 8th Circuit, in Welch; the 9th Circuit, in Princeton; the 10th Circuit, in Beckley; the 12th Circuit, in Fayetteville; the 13th Circuit, in Charleston; the 15th Circuit, in Clarksburg; the 23rd Circuit, in Martinsburg; the 24th Circuit, in Wayne; the 28th Circuit, in Summersville; and the 30th Circuit, in Williamson. When fully staffed, the system employs 78 attorneys and 42 support staff.

The Public Defender system is an efficient, cost-effective alternative to the appointed counsel system. Defenders are specialists in criminal law who do not need to research issues as often as do private counsel who only occasionally do criminal work. Appointed counsel are still used when conflicts arise or when temporary case overloads occur.

The Criminal Law Research Center of Public Defender Services is statutorily charged with the responsibility, *inter alia*, of publishing legal materials useful to West Virginia's criminal law practitioners. The Center's first publication was the Criminal Law Digest (formerly the Criminal Law Index). Over 550 copies of Volume I of the Digest, 424 copies of Volume II of the Digest, 330 copies of Volume III, 282 copies of Volume IV, and 135 copies of Volume V, and 134 copies of the supplements to Volume V have been sold to West Virginia's relatively small defense bar. The Digest has been purchased by Private Practitioners, prosecuting attorneys, Circuit Judges, Magistrates, the Supreme Court, law enforcement agencies, the Department of Corrections, inmates of the state's correctional institutions, as well as many national universities and law schools. Over 480 copies of a set of forms incorporating basic motions have been sold.

In FY 1981-'82, the Research Center received a grant from the Governor's Committee on Crime, Delinquency and Corrections. The grant was used to hire three West Virginia University Law School students whose research during the summer of 1982 formed the basis for the first Digest. The proceeds from the sale of the Digest were sufficient to hire three law students for the summer of 1983. Their work is being used as the basis for a comprehensive set of form jury instructions for use in criminal cases. The First Edition of those instructions sold over 214 copies. The second edition has sold over 145 copies in paperback form and 64

copies on computer disk. A third edition has sold over 61 copies in paperback form and 39 on disk. A fourth edition is planned for early 1996.

Fulfilling its statutory responsibility to conduct legal training programs, PDS' first criminal Trial Advocacy Workshop was held in August, 1985. This workshop brought intensive, small group, video-critiqued advocacy skills training within the reach of West Virginia's indigent defense bar. The workshop offered attorneys an opportunity to significantly improve their skills to the direct benefit of their clients. The workshop was attended by 38 practitioners. Most of the workshop's cost was paid from the sale of publications.

The Center has sponsored the following one-day CLE programs: June, 1986 - Plea Negotiations and Sentencing, Parkersburg; October, 1986 - Juvenile Delinquency Proceedings, Oak Hill; April, 1987 - Child Sexual Abuse Law Seminar, Wheeling; March, 1988 - DNA Testing, Charleston; and, August, 1988 - Seminar on Effective Communication in the Courtroom, Morgantown. Due to recent reductions in staff, no more seminars are planned but video tapes of the seminars already held are available. In addition, the United States Supreme Court Digest (formerly the United States Supreme Court Index) has been discontinued due to staff reductions. This Digest had sold more than 150 volumes when discontinued.

STATISTICAL SUMMARY

Appointed Counsel

Using both appropriated and reappropriated funds for FY 1994-'95, PDS processed over \$10,549,559,63 in payments for 21,401 claims by appointed counsel and other providers. Because funds were exhausted, these figures represent approximately ten months of work. Unpaid claims not recognized were estimated to be \$3 to \$3.5 million dollars. The average hourly cost was \$53.43 and the average cost per claim was \$492.95.

Public Defenders

During FY 1994-'95, Public Defenders provided representation in over 23,948 judicial proceedings. The average hourly cost was \$44.03 and the average cost per case was \$200.89. Further information on Board composition, staff assignments, expenses and case loads are found within.

**WV PUBLIC DEFENDER CORPORATION BOARD CHAIRS
AS OF JUNE 30, 1995**

1ST	BROOKE HANCOCK OHIO	MARC B. CHERNENKO, ESQ., ACTING CHAIRMAN P.O. Box 111 Wellsburg, WV 26070-0111
2ND	MARSHALL TYLER WETZEL	VICKI VOORHIS, ACTING CHAIR P.O. Box 128 New Martinsville, WV 26155
6TH/24TH	CABELL WAYNE	W. STANLEY JAMES, ESQ., CHAIRMAN 418 Eighth Street Huntington, WV 25701
7TH	LOGAN	JOHN W. BENNETT, ESQ., ACTING CHAIRMAN P.O. Box 899 Logan, WV 25601-0899
8TH	MCDOWELL	ERNEST C. MOORE, CHAIRMAN P.O. Box 67 Thorpe, WV 24888
9TH	MERCER	KATHRYN R. BAYLESS, ESQ., ACTING CHAIR 1426 Main Street Princeton, WV 24740
10TH	RALEIGH	PEGGY DEBNAM, CHAIR 109 E. Bunting Lane Beckley, WV 25801
12TH	FAYETTE	PAUL O. CLAY, JR., ESQ., ACTING CHAIRMAN P.O. Box 746 Fayetteville, WV 25840
13TH	KANAWHA	LONNIE SIMMONS, ESQ., CHAIRMAN 604 Virginia Street E. Charleston, WV 25301
15TH	HARRISON	LISA STOUT ROGERS, ESQ., CHAIR P.O. Box 2040 Clarksburg, WV 26302-2040

WEST VIRGINIA PUBLIC DEFENDER SERVICES
EMPLOYEE LIST
AS OF JUNE 30, 1995

NAME	TITLE
JOHN A. ROGERS	EXECUTIVE DIRECTOR
KELLIE SNODGRASS	ADMINISTRATIVE SERVICES MANAGER
MARJORIE KITTY WILSON	ACCOUNTANT
SHEILA COUGHLIN	OFFICE ASSISTANT
TERESA SIDERS	OFFICE ASSISTANT
KRISTI JONES	ACCOUNTING ASSISTANT
REBECCA DUNLAP	ACCOUNTING ASSISTANT
FRANK W. HELVEY, JR.	DIRECTOR OF APPELLATE ADVOCACY
IRIS BRISENDINE	PARALEGAL

**WV PUBLIC DEFENDER CORPORATION BOARD CHAIRS
AS OF JUNE 30, 1995**

1ST	BROOKE HANCOCK OHIO	MARC B. CHERNENKO, ESQ., ACTING CHAIRMAN P.O. Box 111 Wellsburg, WV 26070-0111
2ND	MARSHALL TYLER WETZEL	VICKI VOORHIS, ACTING CHAIR P.O. Box 128 New Martinsville, WV 26155
6TH/24TH	CABELL WAYNE	W. STANLEY JAMES, ESQ., CHAIRMAN 418 Eighth Street Huntington, WV 25701
7TH	LOGAN	JOHN W. BENNETT, ESQ., ACTING CHAIRMAN P.O. Box 899 Logan, WV 25601-0899
8TH	MCDOWELL	ERNEST C. MOORE, CHAIRMAN P.O. Box 67 Thorpe, WV 24888
9TH	MERCER	KATHRYN R. BAYLESS, ESQ., ACTING CHAIR 1426 Main Street Princeton, WV 24740
10TH	RALEIGH	PEGGY DEBNAM, CHAIR 109 E. Bunting Lane Beckley, WV 25801
12TH	FAYETTE	PAUL O. CLAY, JR., ESQ., ACTING CHAIRMAN P.O. Box 746 Fayetteville, WV 25840
13TH	KANAWHA	LONNIE SIMMONS, ESQ., CHAIRMAN 604 Virginia Street E. Charleston, WV 25301
15TH	HARRISON	LISA STOUT ROGERS, ESQ., CHAIR P.O. Box 2040 Clarksburg, WV 26302-2040

23RD	BERKELEY JEFFERSON MORGAN	NORWOOD BENTLEY, ESQ., ACTING CHAIRMAN P.O. Box 1419 Martinsburg, WV 25401
28TH	NICHOLAS	RANDALL W. GALFORD, ESQ., ACTING CHAIRMAN 49 E Main Street Richwood, WV 26261
30TH	MINGO	JANE MORAN, ESQ., ACTING CHAIR P.O. Box 17 Williamson, WV 25661

**PUBLIC DEFENDER SERVICES
FINANCIAL DATA**

WV PUBLIC DEFENDER SERVICES
SUMMARY OF APPROPRIATIONS, EXPENDITURES, AND FUND BALANCES BY ACTIVITY FOR THE FUND 0226--1995--0221
FOR THE PERIOD JULY 1, 1994 THRU JUNE 30, 1995

	001	010	004	099	127	REAPROP.	TOTAL
APPROPRIATIONS	242047.00	77298.00	2844.00	98435.00	14210905.00	0.00	14631529.00
REAPPROPRIATIONS	0.00	0.00	0.00	0.00	0.00	1163942.04	1163942.04
TOTAL FUNDS AVAILABLE	242047.00	77298.00	2844.00	98435.00	14210905.00	1163942.04	15795471.04
EXPENDITURES							
PERSONAL SERVICES	231822.33	0.00	0.00	0.00	0.00	0.00	231822.33
ANNUAL INCREMENT	0.00	0.00	2844.00	0.00	0.00	0.00	2844.00
TOTAL PERSONAL SERVICES	231822.33	0.00	2844.00	0.00	0.00	0.00	234666.33
ADMINISTRATIVE FEES							
SOCIAL SECURITY MATCHING	0.00	1575.00	0.00	0.00	0.00	0.00	1575.00
PUB. EMPLOYEES INSURANCE	0.00	17773.74	0.00	0.00	0.00	0.00	17773.74
WORKERS COMPENSATION	0.00	28716.00	0.00	0.00	0.00	0.00	28716.00
UNEMPLOYMENT COMPEN.	0.00	1862.38	0.00	0.00	0.00	0.00	1862.38
PENSION & RETIREMENT	0.00	4200.00	0.00	0.00	0.00	0.00	4200.00
TOTAL EMPLOYEE BENEFITS	0.00	22293.29	0.00	0.00	0.00	0.00	22293.29
0.00	76420.41	0.00	0.00	0.00	0.00	0.00	76420.41
OFFICE, POSTAL, & FREIGHT EXP.							
PRINTING & BINDING	0.00	0.00	0.00	18719.97	0.00	11939.40	30659.37
RENTAL EXPENSE (BUILDING)	0.00	0.00	0.00	6249.90	0.00	3050.60	9300.50
UTILITIES	0.00	0.00	0.00	21383.64	0.00	0.00	21383.64
TELEPHONE & TELEGRAPH	0.00	0.00	0.00	486.75	0.00	42.00	528.75
CONTRACTUAL & PROFESSIONAL	0.00	0.00	0.00	4909.93	0.00	890.23	5800.16
TRAVEL	0.00	0.00	0.00	1109.97	14210027.90	1128595.73	15339733.60
IS&C	0.00	0.00	0.00	2765.26	0.00	116.84	2882.10
RENTALS (MACHINES & MISC.)	0.00	0.00	0.00	5271.37	0.00	1144.79	6416.16
ASSOCIATION DUES	0.00	0.00	0.00	400.00	0.00	0.00	400.00
FIRE, AUTO, BOND & OTHER INS.	0.00	0.00	0.00	180.00	0.00	0.00	180.00
MAINTENANCE CONTRACTS	0.00	0.00	0.00	24.00	0.00	0.00	24.00
MISCELLANEOUS	0.00	0.00	0.00	1371.42	0.00	332.10	1703.52
TOTAL CURRENT EXPENSES	0.00	0.00	0.00	62872.21	14210027.90	1147395.89	15420296.00

LABOR	0.00	0.00	0.00	185.90	0.00	0.00	0.00	185.90
OFFICE EQUIPMENT REPAIRS	0.00	0.00	0.00	804.00	0.00	0.00	0.00	804.00
BUILD.,HOUSHLD.,COMMUN. EQUIP.REP.	0.00	0.00	0.00	450.00	0.00	150.00	0.00	600.00
BLDG. REPAIRS & ALTERATIONS	0.00	0.00	0.00	19.80	0.00	1,190.75	0.00	1,210.55
TOTAL REPAIRS & ALTERATIONS	0.00	0.00	0.00	1,459.70	0.00	1,340.75	0.00	2,800.45
OFFICE & COMMUNICATION EQUIP	0.00	0.00	0.00	0.00	0.00	3,348.05	0.00	3,348.05
BOOKS & PERIODICALS	0.00	0.00	0.00	1,771.07	0.00	0.00	0.00	1,771.07
OTHER EQUIPMENT	0.00	0.00	0.00	3,293.20	0.00	3,765.65	0.00	7,058.85
TOTAL EQUIPMENT	0.00	0.00	0.00	5,064.27	0.00	7,113.70	0.00	12,177.97
TOTAL EXPENDITURES	23,182.33	7,642.41	2,844.00	69,396.18	142,100.27	115,585.34	1,421,002.90	1,574,636.16
FUND BALANCE	10,224.67	8,775.59	0.00	2,903.82	877.10	8,091.70	491,098.88	

PAGE 2

*Amounts shown in Total Expenditures in columns 127 and Reappropriations (025) are reduced by \$93,479.21 representing monies collected and deposited from duplicate payments or overpayments to counsel and service providers.

West Virginia Public Defender Services
Statement of Revenues, Expenditures
and Changes in Fund Balance
For the Period July 1, 1994 to June 30, 1995.

2420--1995--0221

REVENUES

Sales and Publications 17480.41

TOTAL REVENUES

17480.41

EXPENDITURES

Printing and Binding 1628.25

Contractual and Professional 2448.00

Rentals 800.00

Miscellaneous 3545.27

Office and Communication Equipment 1074.12

TOTAL EXPENDITURES

9495.64

Revenues Over (under) Expenditures

7984.77

Fund Balance Beginning of Period

13235.59

Fund Balance, June 30, 1995

21220.36

2421--1995--0221

Fund Balance Beginning of Period

183.60

Add: Consumer Sales Collections 594.29

Less: Remittance of Taxes 754.19

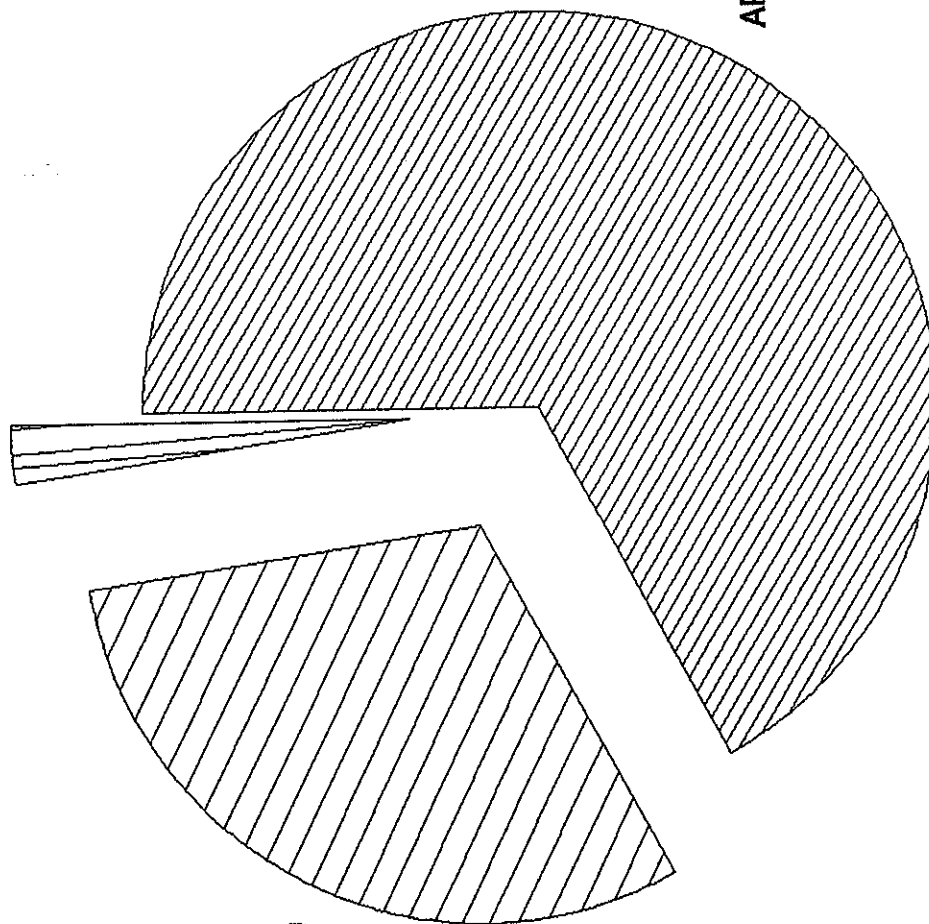
Fund Balance, June 30, 1995

23.70

WV PUBLIC DEFENDER SERVICES

FY 94/95 TOTAL EXPENDITURES

ADMINISTRATIVE (2.4%)

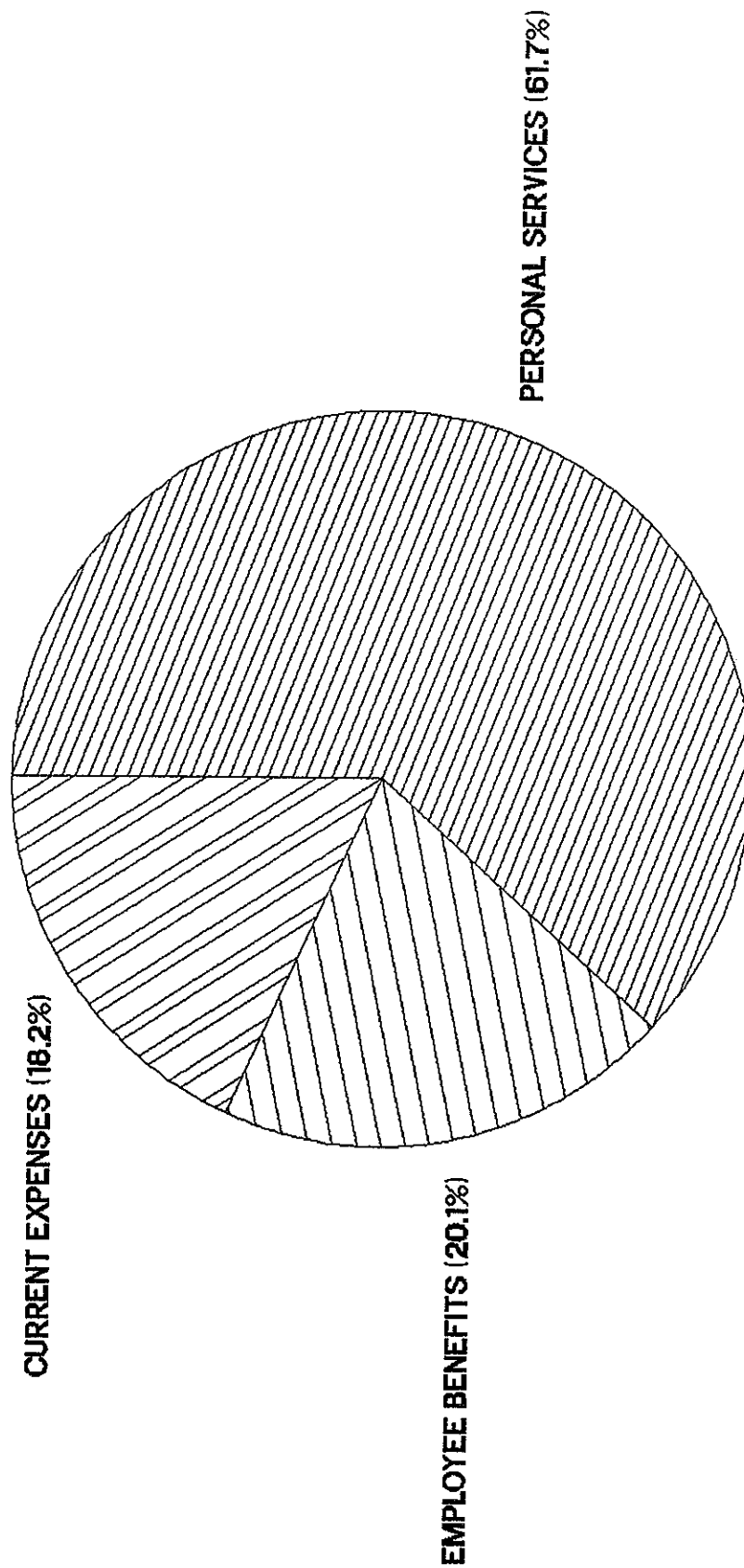


PUBLIC DEFENDER (30.6%)

APPOINTED COUNSEL (67.0%)

WV PUBLIC DEFENDER SERVICES

FY 94/95 TOTAL ADMINISTRATIVE EXPENSES



**PUBLIC DEFENDER SERVICES GRANTS
CASH DISBURSEMENTS TO PUBLIC DEFENDER CORPORATIONS
JULY 1, 1994 TO JUNE 30, 1995**

FIRST CIRCUIT	\$460,842.60
SECOND CIRCUIT	\$249,824.07
SIXTH/TWENTY-FOURTH CIRCUIT	\$679,860.00
SEVENTH CIRCUIT	\$175,107.25
EIGHTH CIRCUIT	\$243,789.00
NINTH CIRCUIT	\$316,511.00
TENTH CIRCUIT	\$350,734.28
TWELFTH CIRCUIT	\$194,328.59
THIRTEENTH CIRCUIT	\$1,008,320.00
FIFTEENTH CIRCUIT	\$334,800.00
TWENTY-THIRD CIRCUIT	\$453,458.28
TWENTY-EIGHTH CIRCUIT	\$97,093.00
THIRTIETH CIRCUIT	\$246,054.74
	\$4,810,722.81

**PUBLIC DEFENDER AND APPOINTED COUNSEL
STATISTICAL SUMMARIES**

**PUBLIC DEFENDER SERVICES
STATISTICAL REPORT
APPOINTED COUNSEL FY 94/95**

Total Number of Claims Paid	21,401
Total Number of Direct Expense Claims Paid	472
Total Number of Hours	197,462.89
Total Amount Paid in Claims	\$10,549,559.63
Total Fees Paid to Counsel	\$ 9,581,122.57
Total Paid Expenses	\$ 968,437.06
Average Total Cost Per Claim	\$492.95
Average Counsel Fee Per Claim	\$447.70
Average Expenses Per Claim	\$45.25
Percent of Claim Attributable to Fees	90.82%
Percent of Claim Attributable to Expenses	9.18%
Average Total Cost Per Hour	\$53.43
Total Hours In-Court	41,143.47
Total Hours Out-of-Court	156,319.42
Percent of Total Hours In-Court	20.8%
Percent of Total Hours Out-of-Court	79.2%

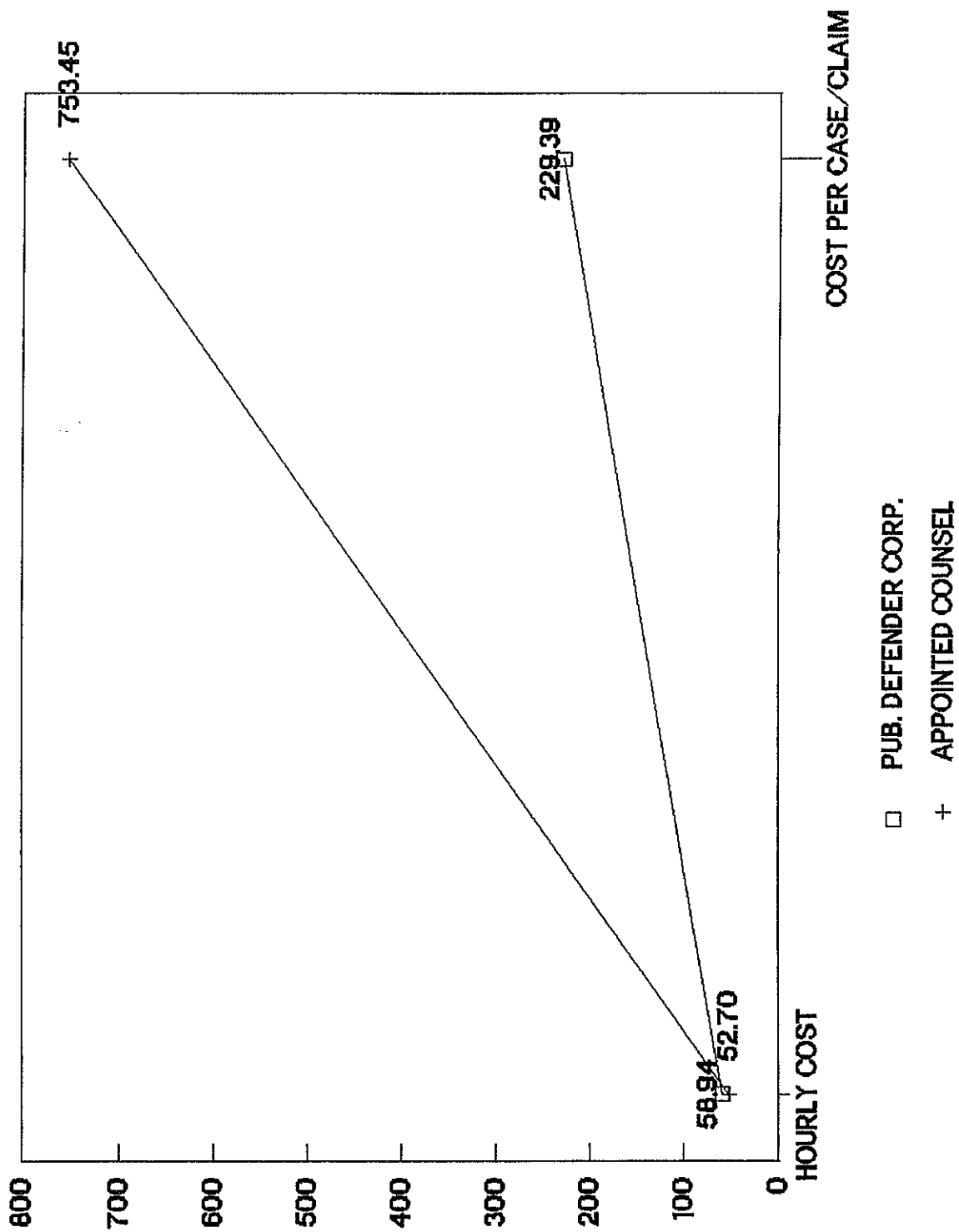
PUBLIC DEFENDER SERVICES
STATISTICAL REPORT
PUBLIC DEFENDER CORPORATIONS FY 94/95

Total Number of Cases Represented	23,948
Total Number of Hours Worked	109,273.41
Total Amount Disbursed to Corporations	\$4,810,722.81
Average Total Cost Per Case	\$200.89
Average Total Cost Per Hour	\$44.03

**COMPARISON
PUBLIC DEFENDER/APPOINTED COUNSEL
AVERAGE COSTS BY JUDICIAL CIRCUIT**

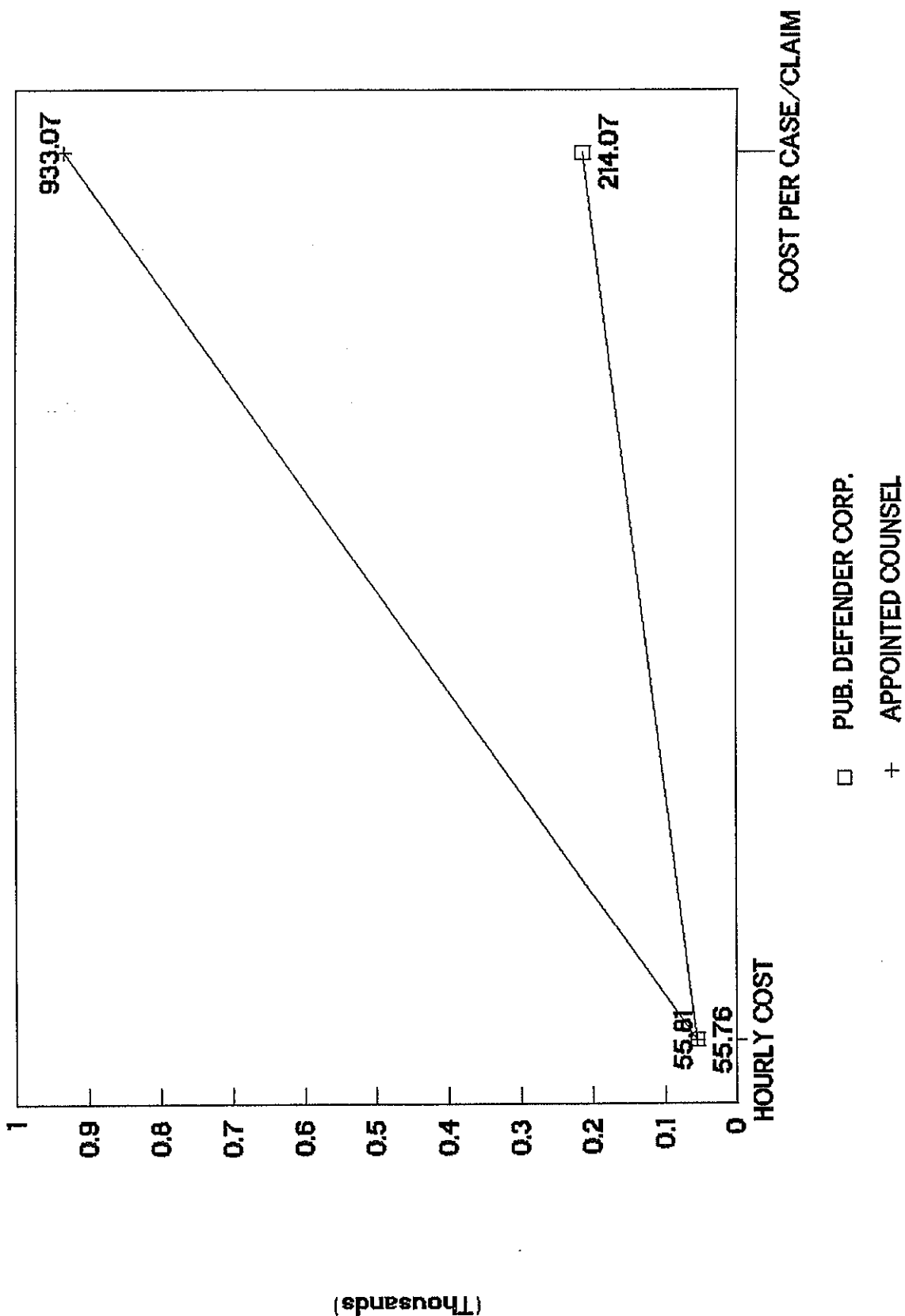
1ST JUDICIAL CIRCUIT

STATISTICAL COMPARISON 94/95



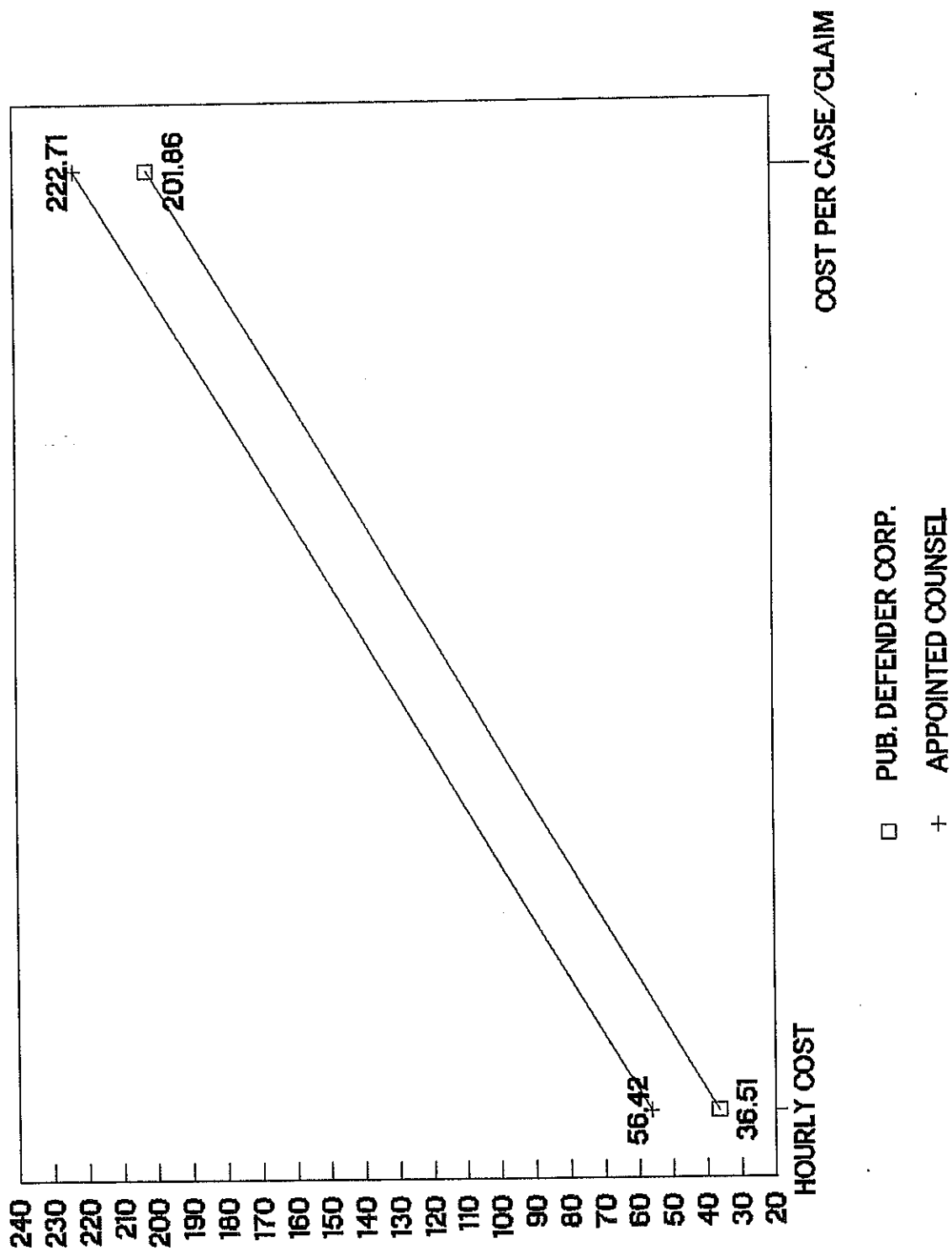
2ND JUDICIAL CIRCUIT

STATISTICAL COMPARISON 94/95



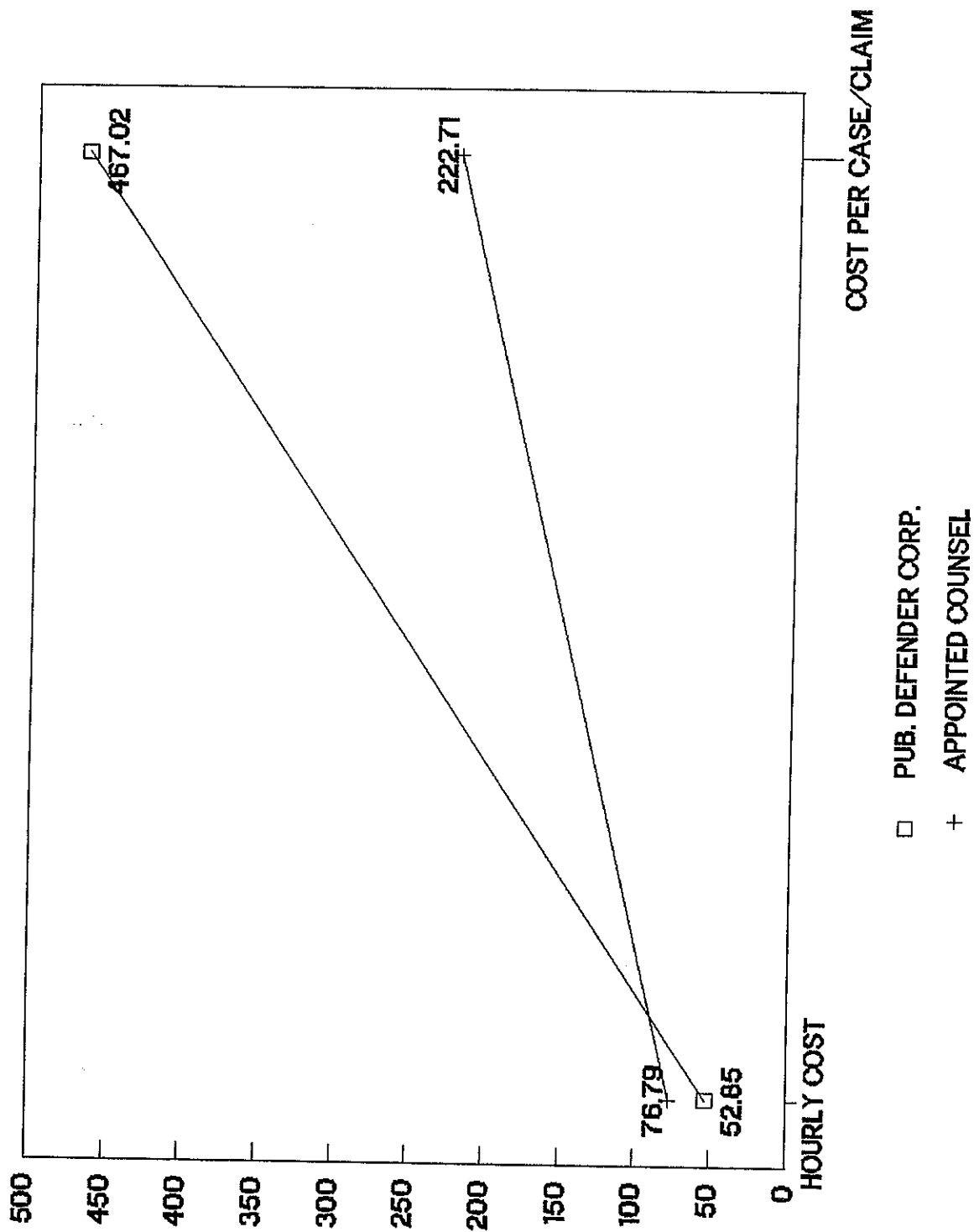
6TH/24TH JUDICIAL CIRCUITS

STATISTICAL COMPARISON 94/95



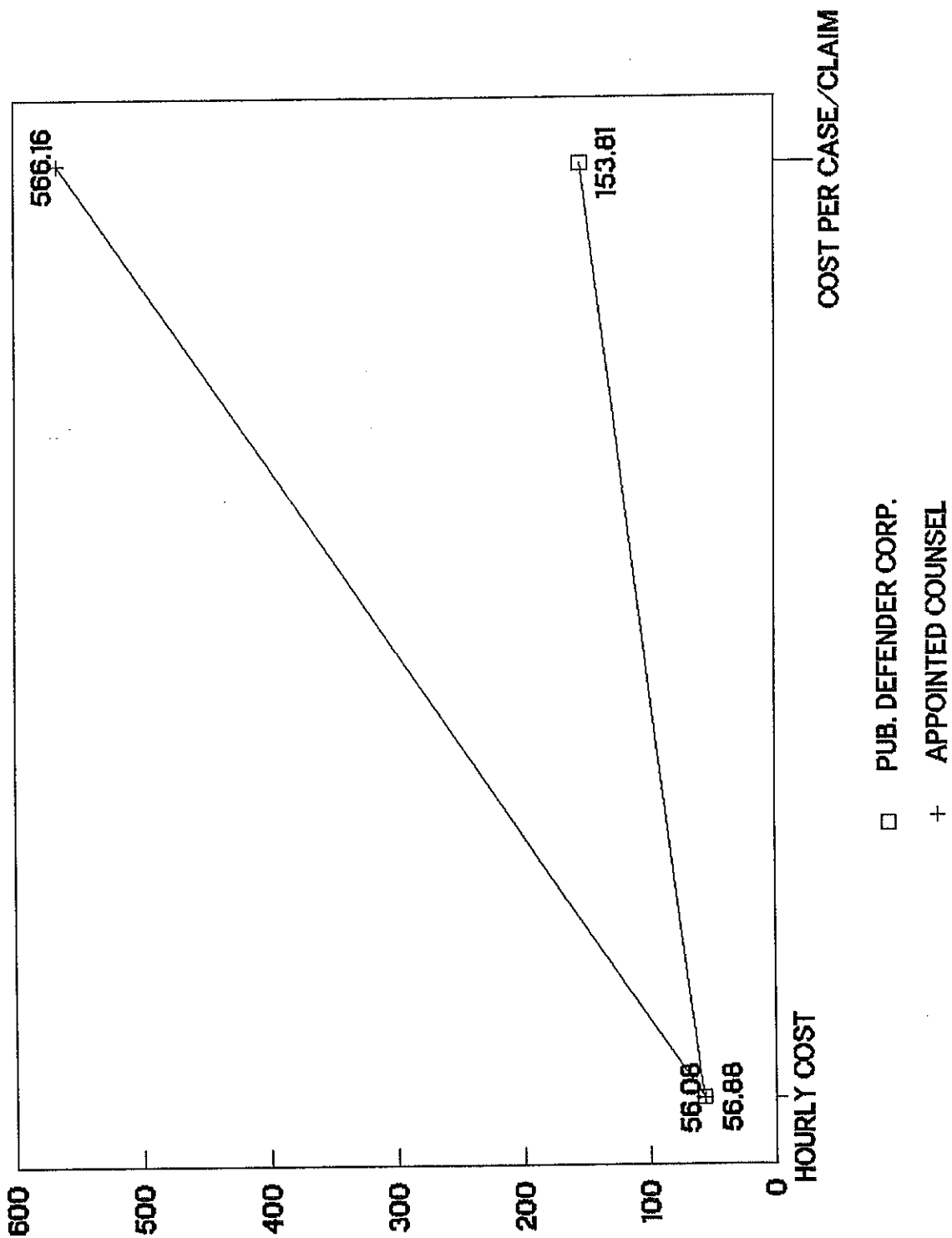
7TH JUDICIAL CIRCUIT

STATISTICAL COMPARISON 94/95



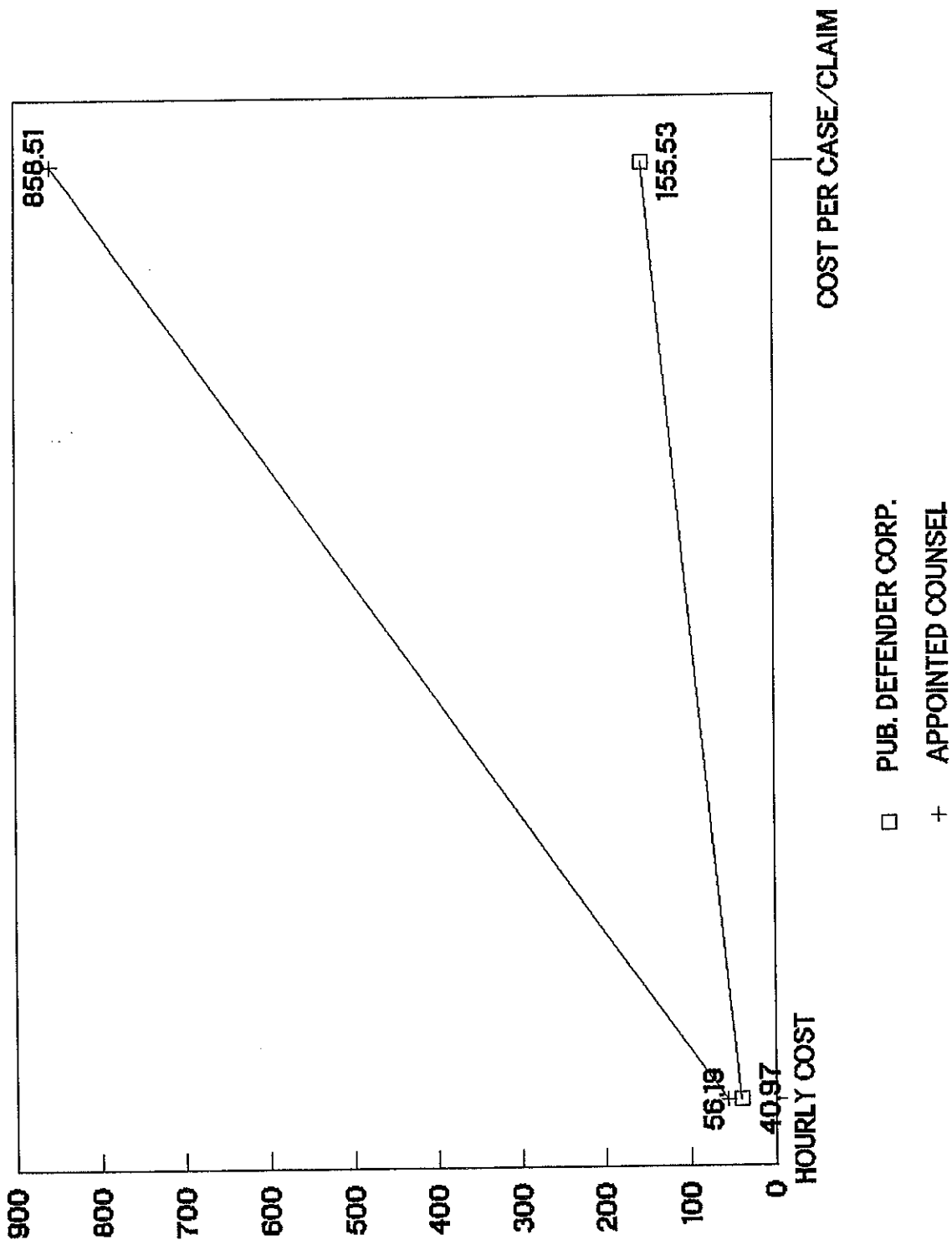
8TH JUDICIAL CIRCUIT

STATISTICAL COMPARISON 94/95



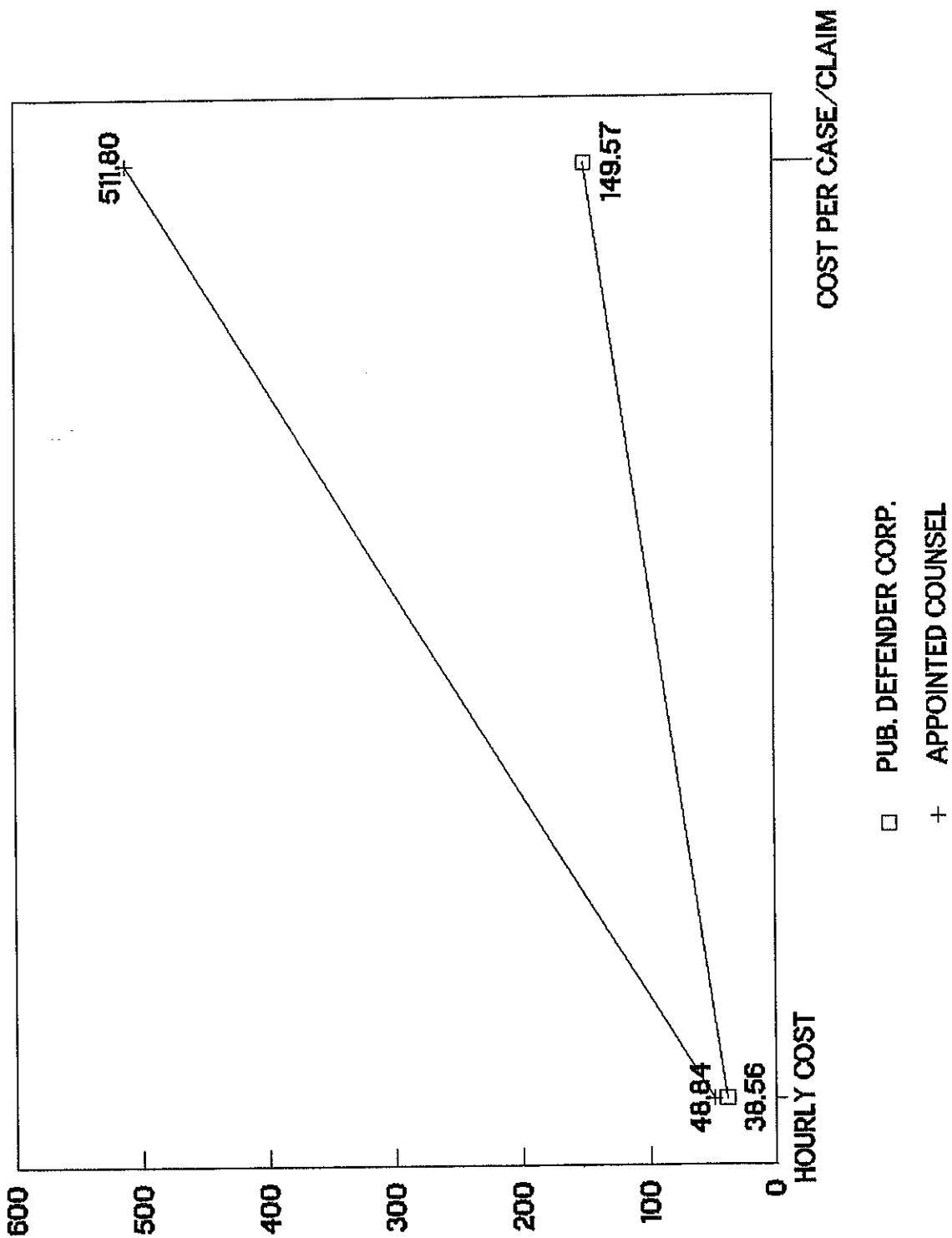
9TH JUDICIAL CIRCUIT

STATISTICAL COMPARISON 94/95



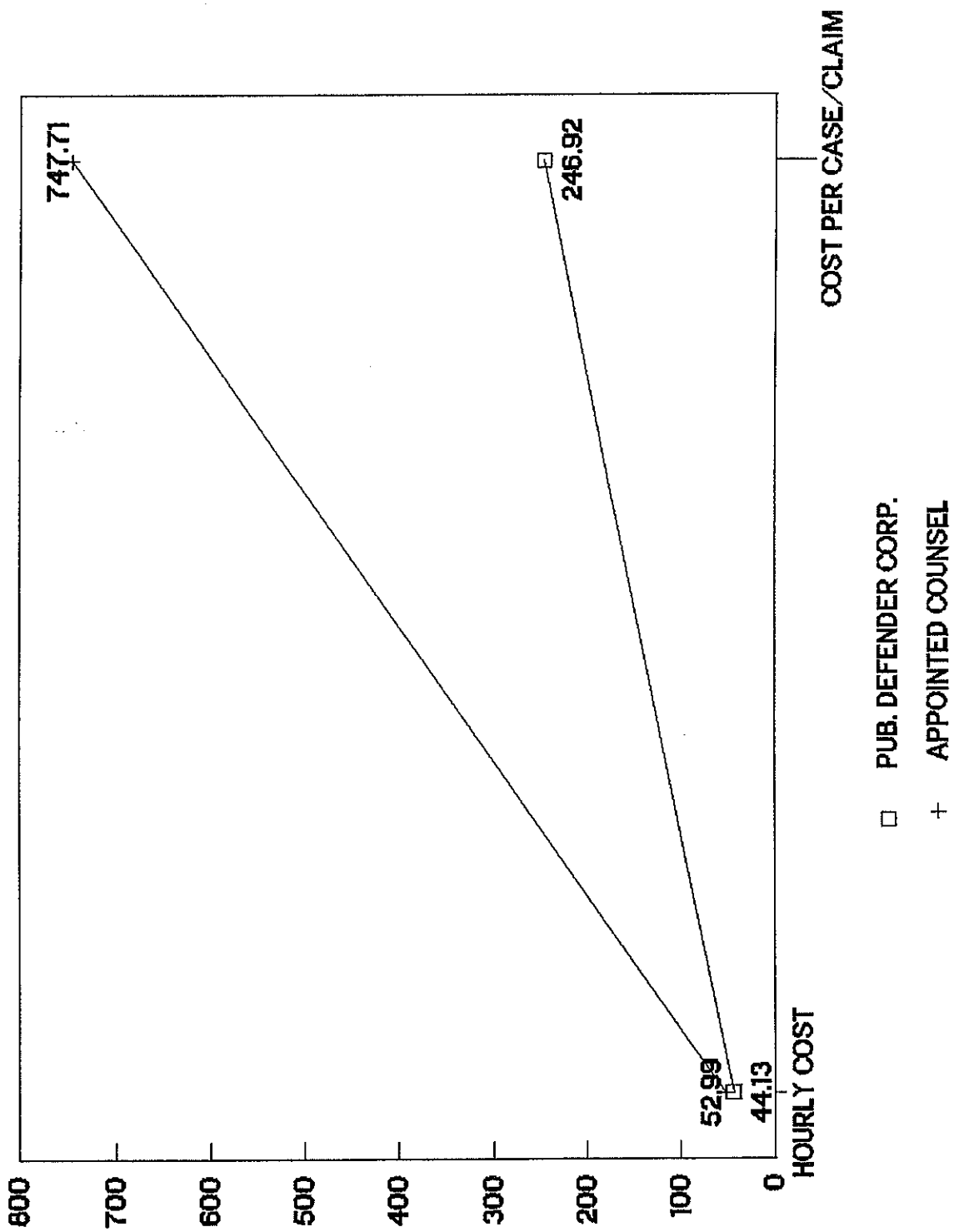
10TH JUDICIAL CIRCUIT

STATISTICAL COMPARISON 94/95



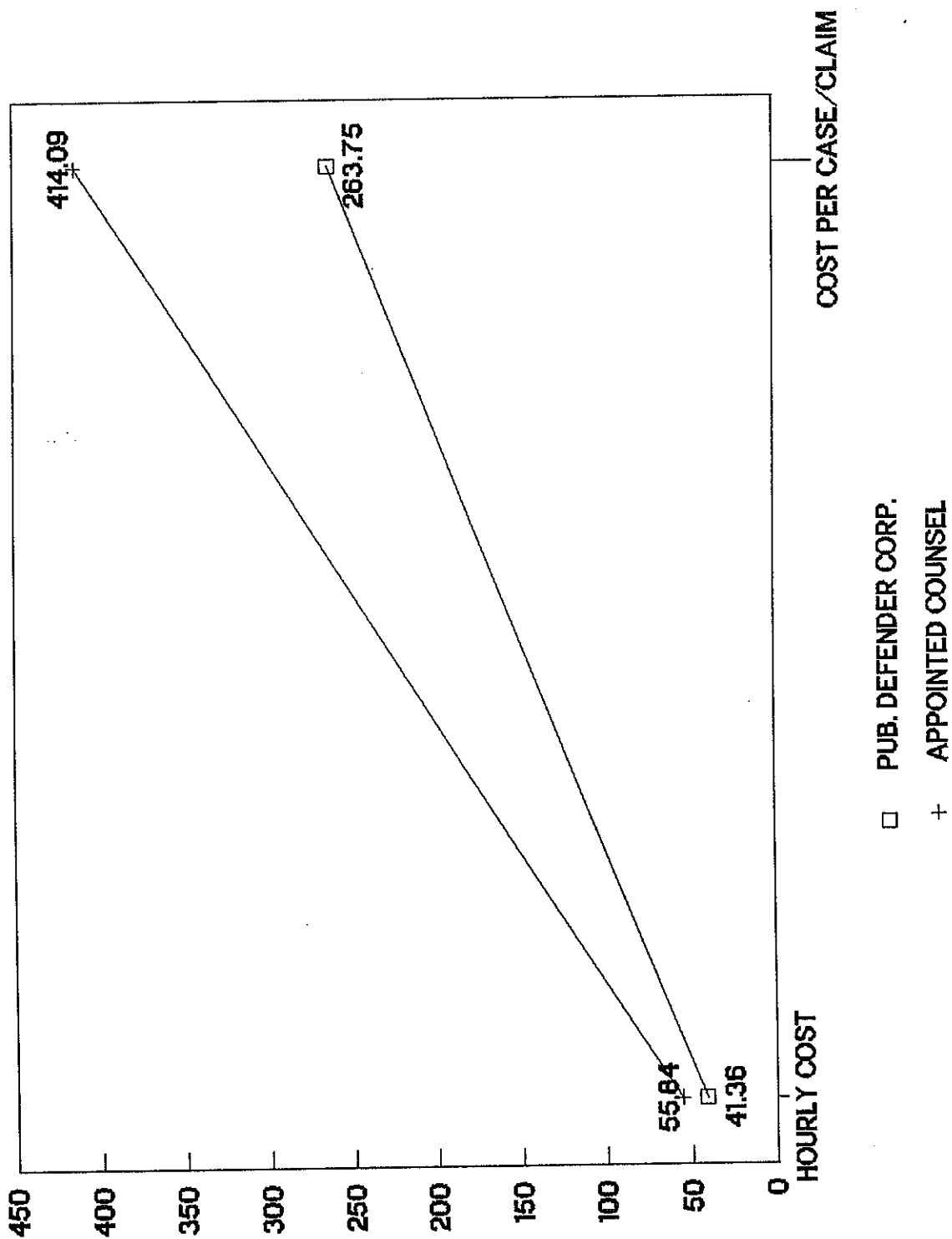
12TH JUDICIAL CIRCUIT

STATISTICAL COMPARISON 94/95



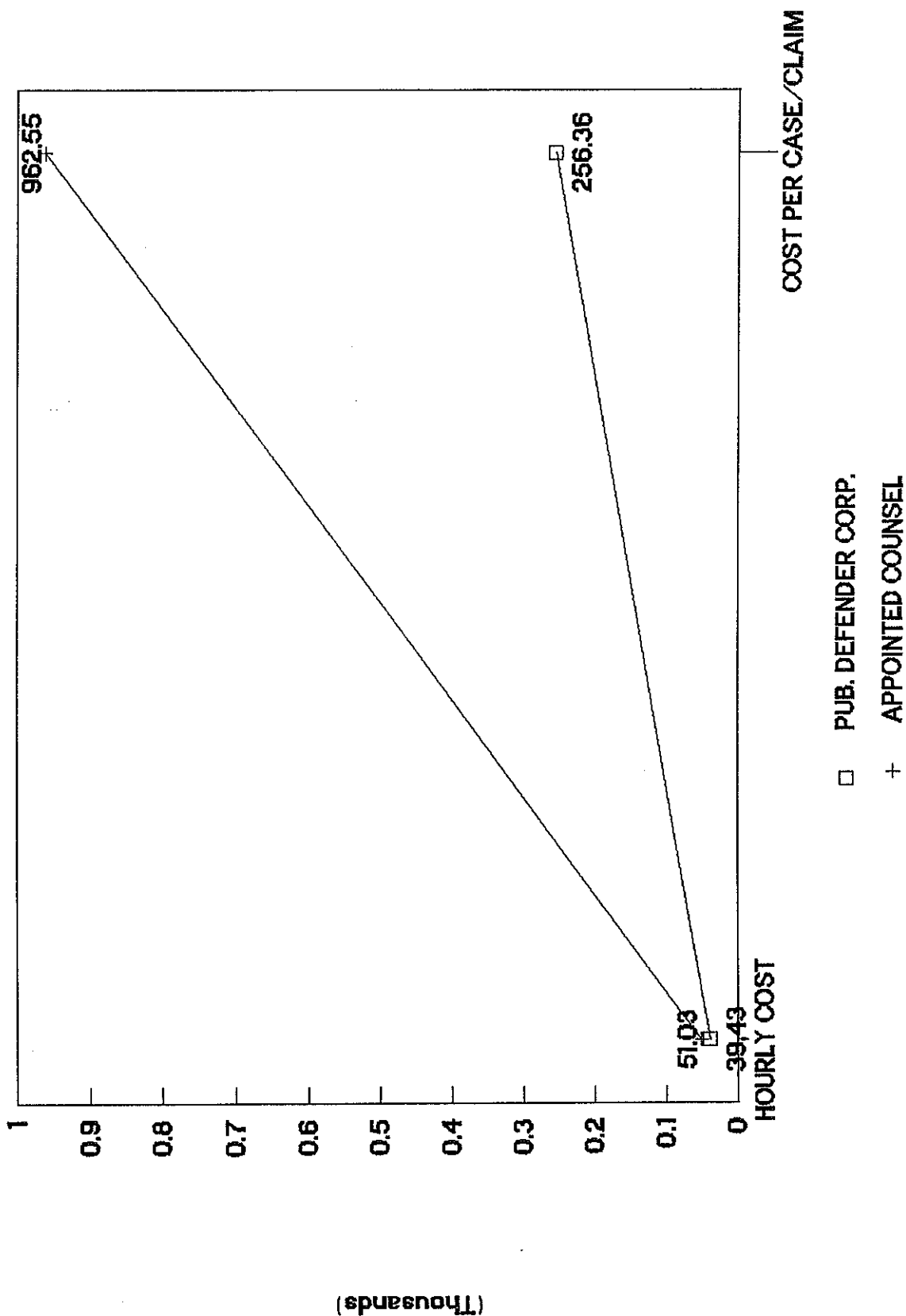
13TH JUDICIAL CIRCUIT

STATISTICAL COMPARISON 94/95



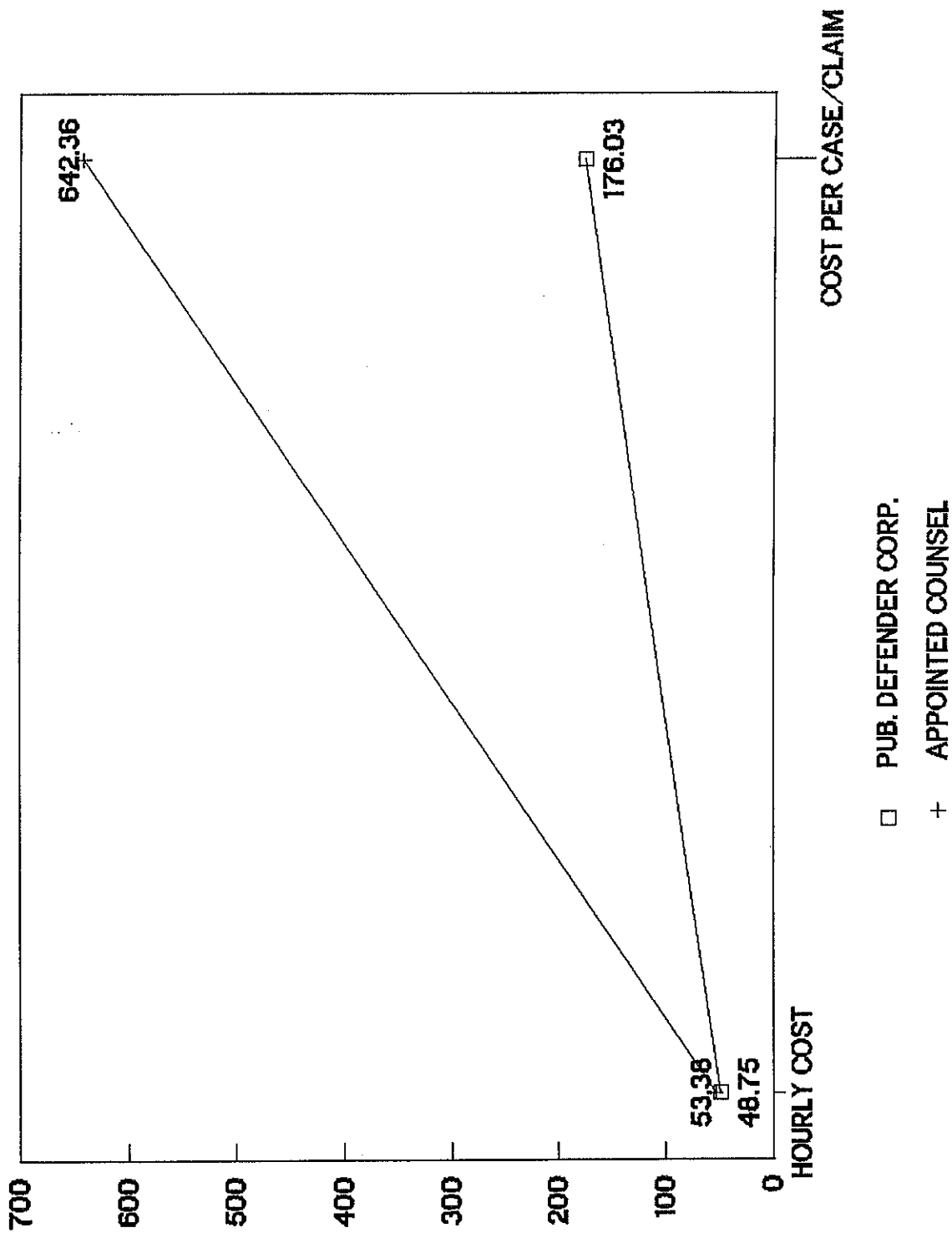
15TH JUDICIAL CIRCUIT

STATISTICAL COMPARISON 94/95



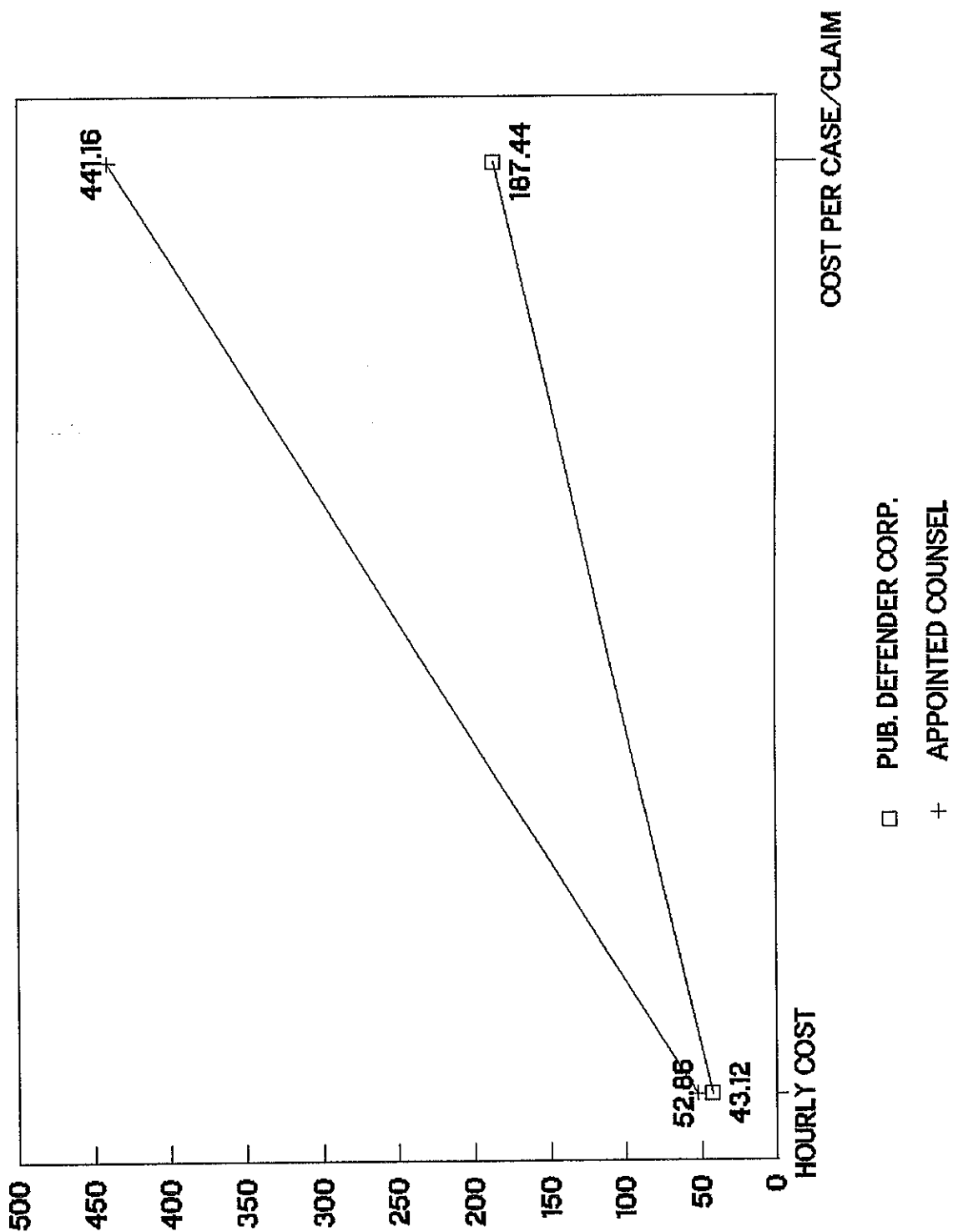
23RD JUDICIAL CIRCUIT

STATISTICAL COMPARISON 94/95



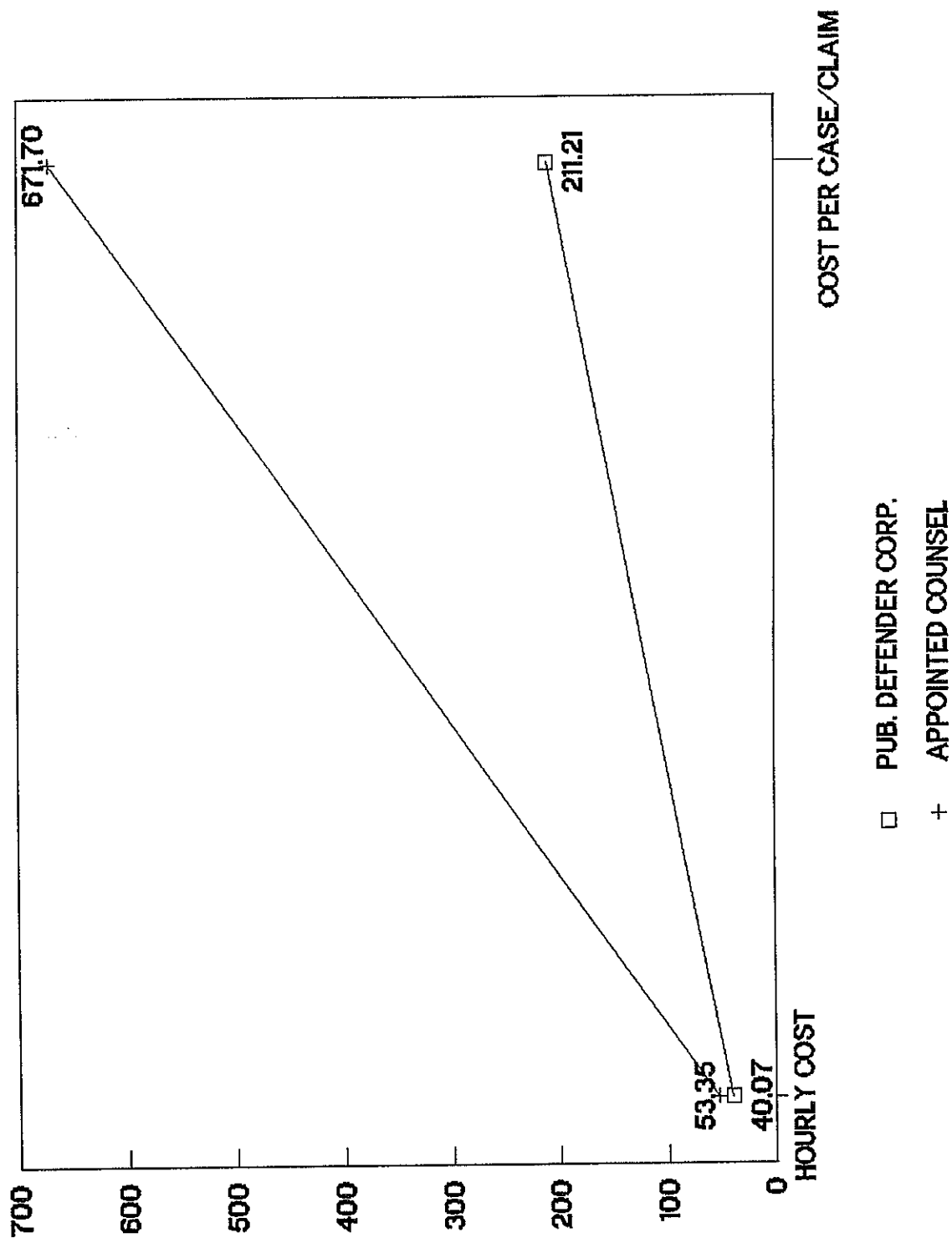
28TH JUDICIAL CIRCUIT

STATISTICAL COMPARISON 94/95



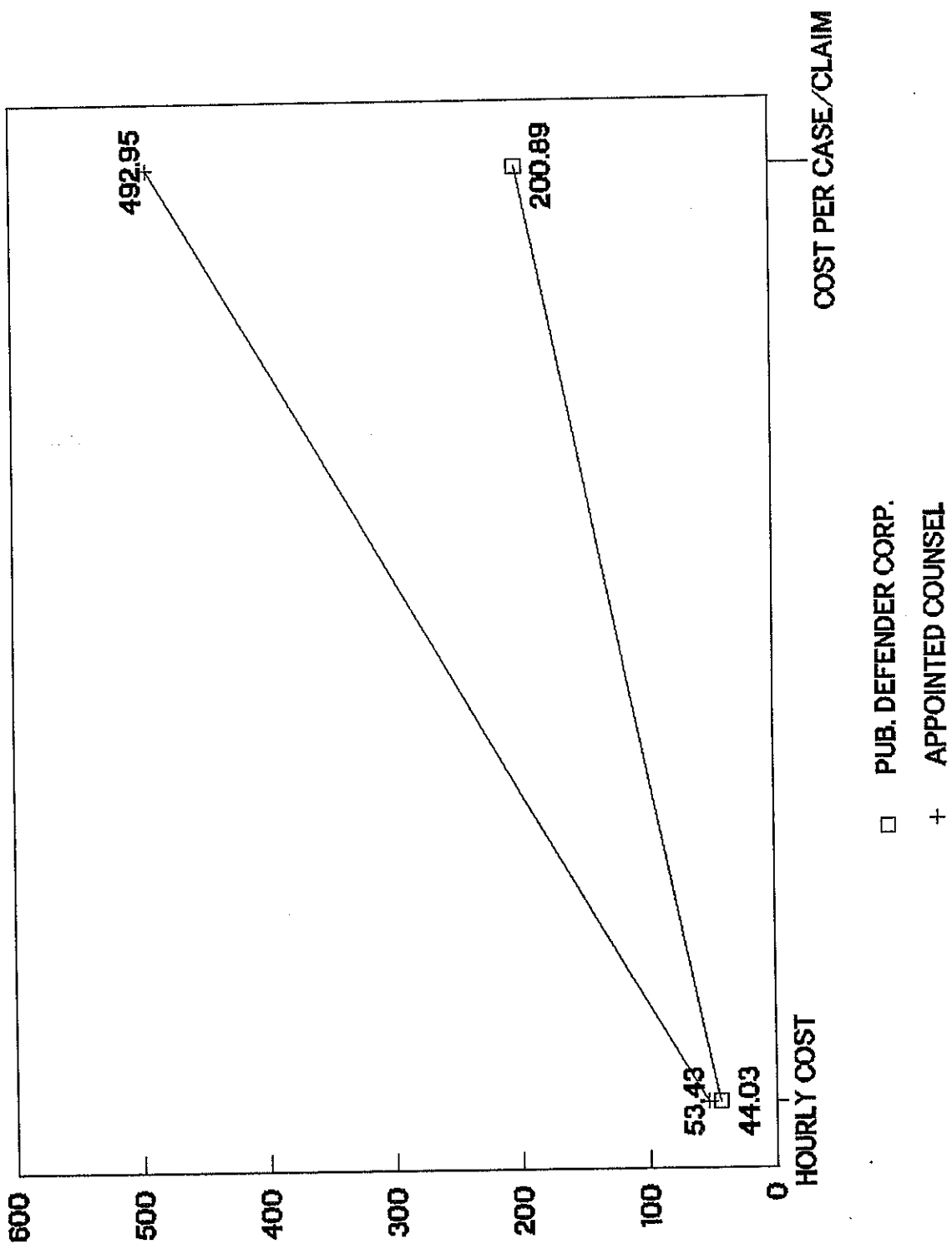
30TH JUDICIAL CIRCUIT

STATISTICAL COMPARISON 94/95



STATE OF WEST VIRGINIA

STATISTICAL COMPARISON 94/95



**PUBLIC DEFENDER HOURS WORKED,
BY ATTORNEY, BY MONTH**

PUBLIC DEFENDER CORPORATIONS
 TIME REPORT FOR PERIOD 07/01/94 TO 06/30/95

CIRCUIT	JUL	AUG	SEP	OCT	NOV	DEC	JAN	FEB	MAR	APR	MAY	JUN	TOTAL
1ST CIRCUIT													
OHIO													
ALBERTY	0.00	0.00	0.00	0.00	0.00	0.00	0.00	0.00	0.00	0.00	0.00	41.30	41.30
JASKOLKA	196.70	220.10	210.90	167.10	0.00	0.00	0.00	0.90	0.00	0.00	0.00	0.50	796.20
MATYSKIELA	0.00	0.00	0.00	0.00	0.00	1.00	0.00	0.00	0.00	0.00	0.00	0.10	1.10
MCKAY	0.00	0.00	0.00	0.00	0.00	0.00	0.00	3.70	17.30	0.00	56.60	0.00	77.60
MCGEARY	0.00	0.00	0.00	0.00	57.90	102.20	31.30	93.25	128.80	30.80	0.00	0.00	444.25
MULHALL	161.10	208.30	58.50	0.90	0.80	0.00	0.00	0.00	0.00	0.00	0.00	0.00	429.60
PAUL	0.00	0.00	0.00	0.00	10.90	29.60	12.40	0.00	0.00	0.00	0.00	0.00	52.90
PETTINI	298.10	199.80	125.00	178.40	23.60	39.20	100.90	109.10	83.50	4.90	129.30	1.70	1293.50
SACCO	0.00	0.00	0.00	0.00	0.00	0.00	0.00	0.00	0.00	0.00	0.00	18.60	18.60
SILVER	0.00	0.00	0.00	0.00	0.00	0.00	0.00	0.00	0.00	6.80	206.00	6.70	219.50
STIMMEL	0.00	0.00	0.00	0.00	27.30	43.90	29.30	125.00	51.80	14.30	0.00	0.00	291.60
TOTAL	655.90	628.20	394.40	346.40	120.50	215.90	173.90	331.95	281.40	56.80	391.90	68.90	3666.15
BROOKE													
BROGAN	178.40	205.90	189.40	176.50	185.90	185.80	176.30	151.80	195.50	178.50	189.50	188.70	2202.20
FITCH	156.80	181.60	169.10	157.40	142.20	163.80	160.50	140.30	180.20	145.90	176.00	176.60	1950.40
TOTAL	335.20	387.50	358.50	333.90	328.10	349.60	336.80	292.10	375.70	324.40	365.50	365.30	4152.60
CIRCUIT TOTAL	991.10	1015.70	752.90	680.30	448.60	565.50	510.70	624.05	657.10	381.20	757.40	434.20	7818.75
2ND CIRCUIT													
KLATT	7.60	0.10	0.00	0.00	0.00	0.00	0.00	0.00	0.00	0.00	0.00	0.00	7.70
SHEPPARD	0.00	0.00	117.90	142.20	140.50	163.70	155.00	129.40	170.80	140.20	46.80	179.60	1386.10
WHITE	151.70	138.90	128.40	140.70	129.60	142.30	143.10	120.00	177.50	13.40	0.00	0.00	1285.60
ZEHNDER	154.60	177.60	157.70	161.70	131.10	168.90	179.50	119.90	191.30	164.80	66.80	126.70	1800.60
CIRCUIT TOTAL	313.90	316.60	404.00	444.60	401.20	474.90	477.60	369.30	539.60	318.40	113.60	306.30	4480.00

CIRCUIT	JUL	AUG	SEP	OCT	NOV	DEC	JAN	FEB	MAR	APR	MAY	JUN	TOTAL
6TH CIRCUIT													
BOUCHILLON	0.00	122.89	164.40	84.37	73.20	127.00	192.80	131.80	157.80	175.80	203.00	154.65	1587.71
GUNTER	0.00	177.35	158.40	105.44	206.82	147.85	161.40	103.80	162.57	124.64	223.20	193.50	1764.97
HAMMERS	0.00	156.77	82.12	147.10	131.20	167.10	147.13	97.05	177.29	157.62	119.80	159.70	1542.88
HOUDYSHELL	0.00	151.99	182.53	688.40	300.77	232.15	172.90	76.30	271.04	160.62	321.10	256.10	2813.90
JARRELL	0.00	0.00	0.00	0.00	0.00	0.00	0.00	0.00	0.00	0.00	0.00	100.90	100.90
QUALLS	0.00	192.77	144.70	156.20	166.15	265.15	203.35	1932.30	213.75	239.55	203.20	314.85	4031.97
VAN BIBBER	0.00	277.20	316.61	149.05	81.25	69.50	166.00	103.70	116.00	14.50	0.00	0.00	1293.81
VITAL	0.00	0.00	0.00	0.00	0.00	0.00	0.00	0.00	0.00	0.00	7.75	0.00	7.75
WILKINSON	0.00	145.10	156.10	167.10	148.30	177.50	170.00	113.24	172.94	162.93	172.45	181.40	1767.06
WILSON	0.00	0.00	0.00	0.00	0.00	0.00	0.00	0.00	0.00	123.65	181.60	181.60	486.85
CIRCUIT TOTAL	0.00	1224.07	1204.86	1497.66	1107.69	1186.25	1213.58	2558.19	1271.39	1159.31	1432.10	1542.70	15397.80
7TH CIRCUIT													
CODISPOTI	168.10	40.40	36.25	8.00	9.30	11.80	6.00	169.50	57.90	6.70	17.70	22.20	553.85
MERCERUIO	138.10	177.10	134.50	130.70	132.15	105.40	146.10	131.20	154.00	137.10	184.82	155.40	1726.57
CIRCUIT TOTAL	306.20	217.50	170.75	138.70	141.45	117.20	152.10	300.70	211.90	143.80	202.52	177.60	2280.42
8TH CIRCUIT													
ANDERSON	0.00	0.00	0.00	0.00	0.00	0.00	70.10	131.50	136.00	88.10	114.80	123.67	664.17
BARIE	0.00	0.00	0.00	0.00	134.40	166.90	134.10	140.30	125.80	112.90	139.70	126.60	1080.70
FLINCHUM	113.90	148.30	0.00	0.00	0.00	0.00	0.00	0.90	0.00	0.00	0.00	0.00	263.10
LUSK	213.10	208.00	270.00	280.00	174.50	182.90	167.70	148.30	166.80	145.00	156.50	165.20	2278.00
CIRCUIT TOTAL	327.00	356.30	270.00	280.00	308.90	349.80	371.90	421.00	428.60	346.00	411.00	415.47	4285.97
9TH CIRCUIT													
ASH	169.20	163.30	216.06	118.50	144.90	144.55	154.70	181.40	185.60	161.90	172.05	165.65	1977.81
BALLARD	0.00	0.00	0.00	0.00	0.00	0.00	0.20	10.50	189.50	175.12	196.50	151.00	722.82
BURKS	169.80	169.90	141.50	171.80	142.20	163.40	143.80	143.55	180.10	153.70	154.10	174.70	1908.55
FUDA	136.86	211.10	205.46	80.60	165.70	162.00	196.10	146.60	170.80	176.39	183.40	181.30	2016.31
LAWRENCE	8.20	0.00	0.90	0.10	0.30	0.00	0.00	0.00	0.00	0.00	0.10	1.80	11.40
WALLACE	141.00	231.53	170.20	118.90	147.60	140.20	136.20	1.20	1.00	1.00	0.00	0.00	1088.83
CIRCUIT TOTAL	625.06	775.83	734.12	489.90	600.70	610.15	631.00	483.25	727.00	668.11	706.15	674.45	7725.72

CIRCUIT	JUL	AUG	SEP	OCT	NOV	DEC	JAN	FEB	MAR	APR	MAY	JUN	TOTAL
10TH CIRCUIT													
KOSTOL	145.90	113.10	166.50	149.60	138.10	120.40	121.50	127.30	0.00	0.00	0.00	0.00	1082.40
LAMP	159.30	178.80	152.10	167.90	174.90	175.50	157.50	129.60	180.80	155.90	119.80	181.90	1934.00
MATKOVICH	137.10	200.00	170.60	170.20	128.80	164.50	171.00	115.70	182.50	168.50	171.00	172.40	1952.30
NOGGY	172.30	144.50	170.20	119.00	120.10	172.70	168.20	158.30	191.60	118.60	104.67	132.50	1772.67
SINKIEWICZ	144.30	146.20	167.40	157.00	186.30	120.30	149.00	143.00	171.40	132.00	129.00	147.30	1793.20
VILLANUEVA	0.00	0.00	0.00	0.00	0.00	0.00	0.00	0.00	65.10	137.40	190.30	167.80	560.60
CIRCUIT TOTAL	758.90	782.60	826.80	763.70	748.20	753.40	767.20	673.90	791.40	712.40	714.77	801.90	9095.17
12TH CIRCUIT													
EUSTIS	0.00	0.00	0.00	0.00	0.00	0.00	0.00	0.00	0.00	40.10	187.00	193.50	420.60
MOOREHEAD	150.70	181.50	161.40	141.80	156.90	152.80	187.60	156.92	167.20	114.10	186.20	166.30	1923.42
REES	156.90	195.90	172.30	157.50	167.00	158.90	196.00	168.60	201.90	145.90	172.70	166.30	2059.90
CIRCUIT TOTAL	307.60	377.40	333.70	299.30	323.90	311.70	383.60	325.52	369.10	300.10	545.90	526.10	4403.92
13TH CIRCUIT													
ALEXANDER	0.00	0.00	0.00	0.00	0.00	0.00	0.00	0.00	0.00	0.00	0.00	39.30	39.30
BOOTHROYD	131.50	168.25	166.00	147.30	153.00	162.25	171.00	156.25	167.75	156.00	178.25	175.25	1932.80
BRADFORD	0.00	0.00	89.60	167.90	155.50	173.40	166.80	145.50	167.20	151.20	174.90	175.20	1567.20
BROWN	0.00	0.00	120.90	193.20	146.00	166.10	150.00	187.80	181.70	160.40	174.80	197.00	1677.90
CASTELLE	197.20	217.12	196.00	184.60	184.82	192.42	207.88	197.48	201.78	195.18	196.90	224.11	2395.49
CHISOLM	170.00	199.80	196.40	229.00	150.90	173.60	171.50	150.80	199.10	177.20	177.20	185.30	2180.80
CRABTREE	5.00	0.00	0.00	0.00	0.00	0.00	0.00	0.00	0.00	0.00	0.00	0.00	5.00
DAVIS	170.10	188.70	160.60	0.00	142.60	179.30	162.20	145.30	203.80	162.30	184.50	182.40	1881.80
GOES	0.00	0.00	0.00	163.20	0.00	0.00	0.00	0.00	0.00	0.00	33.70	102.00	298.90
HUGHES	0.00	0.00	0.00	0.00	0.00	0.00	0.00	0.00	203.60	0.00	167.00	170.25	540.85
KAPLAN	161.20	203.00	191.80	197.50	160.00	196.00	218.50	184.70	0.00	170.70	204.30	228.00	2115.70
MAUL	0.00	98.75	173.75	0.00	0.00	0.00	0.00	0.00	0.00	0.00	0.00	0.00	272.50
MCCAULEY	160.00	189.50	224.50	211.00	166.00	167.25	214.00	166.00	200.00	168.00	188.75	212.75	2267.75
SARIA	0.00	0.00	0.00	85.35	136.90	146.90	145.25	134.75	167.05	156.75	149.75	176.00	1298.70
SHREVE	0.00	0.00	0.00	0.00	0.00	1.50	0.00	0.00	0.00	0.00	0.00	0.00	1.50

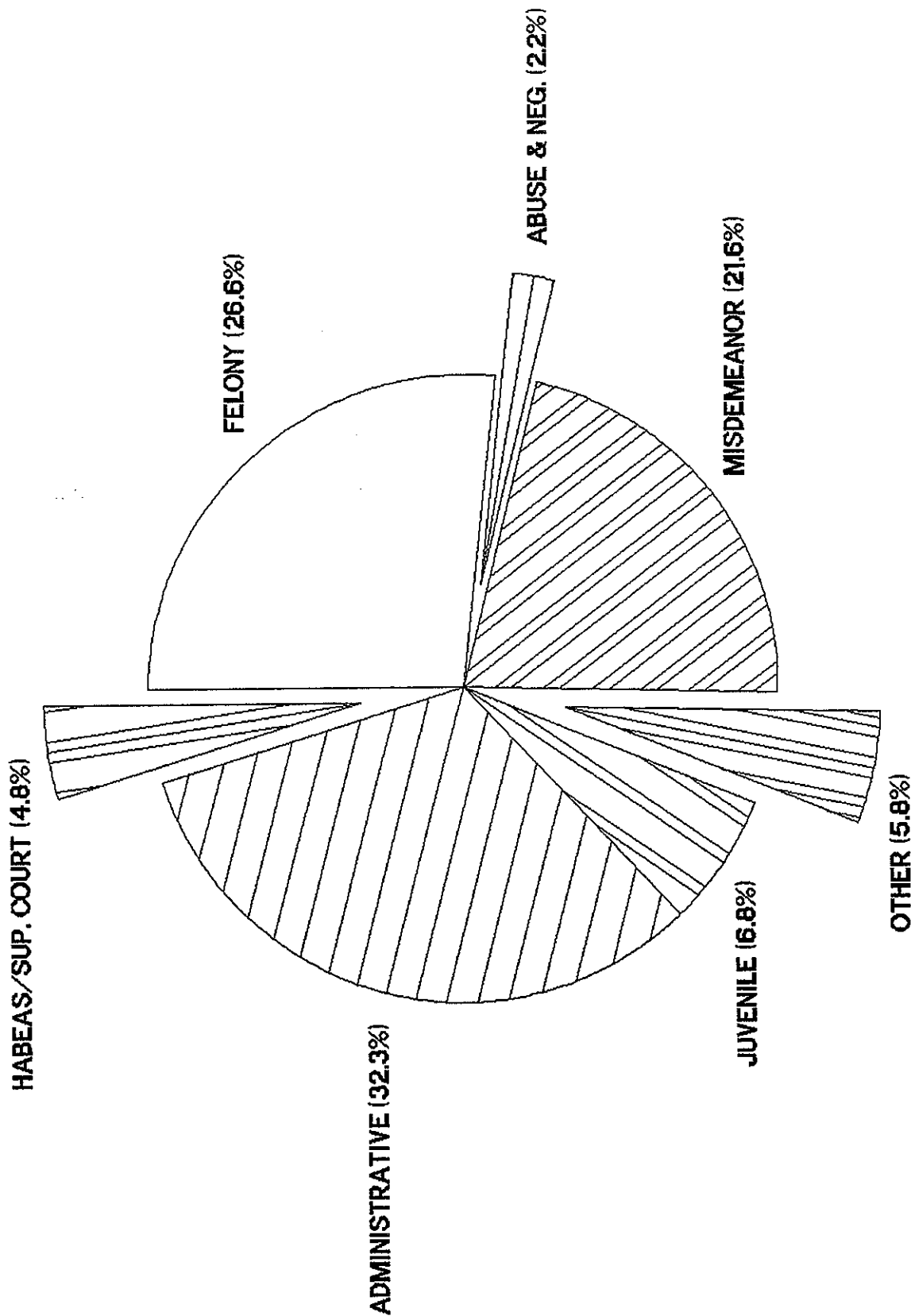
CIRCUIT	JUL	AUG	SEP	OCT	NOV	DEC	JAN	FEB	MAR	APR	MAY	JUN	TOTAL
SIMPSON	151.70	175.75	74.25	0.00	0.00	0.00	0.00	0.00	0.00	0.00	0.00	0.00	401.70
SNYDER	152.50	0.00	0.00	0.00	0.00	0.00	0.00	0.00	6.70	0.00	0.00	0.00	159.20
SULLIVAN	0.00	0.00	0.00	42.50	133.10	151.50	157.90	145.20	170.70	147.80	166.80	170.60	1286.10
VALENTINO	168.30	191.70	178.70	146.00	150.75	171.50	170.00	144.90	182.15	188.24	190.50	171.65	2054.39
WARNER	152.60	180.80	183.10	168.20	147.40	162.60	156.40	135.40	179.30	146.70	175.50	210.70	1998.70
CIRCUIT TOTAL	1620.10	1813.37	1955.60	1935.75	1826.97	2044.32	2091.43	1894.08	2230.83	1980.47	2362.85	2620.51	24376.28
15TH CIRCUIT													
GOODRICH	170.47	199.38	174.77	178.30	139.27	167.15	162.18	150.50	153.94	158.37	192.27	179.53	2026.13
MCCONNELL	106.00	0.00	0.00	0.00	0.00	0.00	0.00	0.00	0.00	0.00	65.15	135.40	306.55
MCMUNN	156.10	82.05	0.00	0.00	0.00	0.00	0.00	0.00	0.00	0.00	0.00	0.00	238.15
PICKENS	0.00	0.00	0.00	115.05	138.31	167.27	156.85	141.05	173.04	147.00	172.44	170.50	1381.51
SINKKANEN	173.12	183.13	178.95	184.30	154.95	167.30	163.00	144.03	156.25	150.85	178.03	188.11	2022.02
ULRICH	154.25	180.74	183.47	162.17	140.61	166.28	167.71	145.75	198.50	160.00	183.50	186.25	2029.23
WELSH	0.00	0.00	0.00	0.00	0.00	0.00	0.00	0.00	0.00	150.77	171.04	165.48	487.29
CIRCUIT TOTAL	759.94	645.30	537.19	639.82	573.14	668.00	649.74	581.33	681.73	766.99	962.43	1025.27	8490.88
23RD CIRCUIT													
AMORE	122.00	123.50	137.50	148.00	99.00	106.00	17.00	129.00	0.00	120.00	145.00	158.00	1305.00
ARNOLD	138.00	175.00	146.00	137.00	132.00	123.00	0.00	94.00	146.00	154.00	158.00	148.00	1551.00
CESARE	155.00	174.50	164.50	156.00	120.00	144.00	0.00	126.00	0.00	158.00	155.00	144.00	1497.00
J DAMBRO	115.00	188.00	182.00	183.00	168.50	179.00	163.00	129.00	209.00	181.00	193.00	176.00	2066.50
M DAMBRO	0.00	0.00	0.00	0.00	0.00	0.00	0.00	0.00	0.00	0.00	0.00	142.00	142.00
LAWSON	117.00	84.00	88.00	144.50	145.50	100.50	0.00	120.00	0.00	160.00	165.00	94.50	1219.00
REECE	107.00	167.00	152.00	132.00	135.00	168.00	66.00	121.00	0.00	171.00	153.00	149.00	1521.00
CIRCUIT TOTAL	754.00	912.00	870.00	900.50	800.00	820.50	246.00	719.00	355.00	944.00	969.00	1011.50	9301.50
24TH CIRCUIT													
MAYNE	0.00	91.00	169.50	150.40	133.60	139.00	133.60	156.80	151.30	132.20	153.30	125.30	1536.00
SMITH	0.00	186.90	171.60	168.80	147.30	151.60	160.60	128.20	150.30	124.50	170.10	129.10	1689.00
CIRCUIT TOTAL	0.00	277.90	341.10	319.20	280.90	290.60	294.20	285.00	301.60	256.70	323.40	254.40	3225.00

CIRCUIT	JUL	AUG	SEP	OCT	NOV	DEC	JAN	FEB	MAR	APR	MAY	JUN	TOTAL
28TH CIRCUIT													
STANTON	172.97	196.84	177.79	460.02	180.01	175.30	0.00	166.20	175.12	177.00	195.17	175.39	2251.81
CIRCUIT TOTAL	172.97	196.84	177.79	460.02	180.01	175.30	0.00	166.20	175.12	177.00	195.17	175.39	2251.81
30TH CIRCUIT													
CARTER	95.70	57.80	0.00	0.00	0.00	50.20	0.00	0.00	17.30	0.00	100.10	160.00	481.10
FOLEY	0.00	180.10	191.90	165.70	142.20	169.60	150.70	128.00	158.50	145.20	181.00	171.40	1784.30
LAISHLEY	0.00	0.00	0.00	0.00	0.00	0.00	0.00	0.00	0.00	0.00	3.10	0.00	3.10
MCCUNE	164.60	185.30	225.46	171.10	134.00	149.80	192.40	146.20	178.70	105.80	162.30	186.80	2002.46
SHEETS	169.10	161.10	164.00	149.20	133.90	149.33	152.30	128.50	169.00	160.80	158.00	174.00	1869.23
CIRCUIT TOTAL	429.40	584.30	581.36	486.00	410.10	518.93	495.40	402.70	523.50	411.80	604.50	692.20	6140.19
STATE TOTAL	7366.17	9495.71	9160.17	9335.45	8151.76	8886.55	8284.45	9804.22	9263.87	8566.28	10300.79	10657.99	109273.41

**PUBLIC DEFENDER HOURS WORKED,
BY ATTORNEY, BY CASE TYPE**

PUBLIC DEFENDER CORPORATIONS

TOTAL TIME BY CASE TYPE FY 95



PUBLIC DEFENDER CORPORATIONS
 CASE TIME REPORT FOR PERIOD 07/01/94 TO 06/30/95

CIRCUIT	PAROLE/										TOTAL	
	FELONY	MISDEM	MENTAL	HYGIENE	JUVENILE	PATERN.	REVOCA.	ABUSE	SC	OTHER		ADMIN.
1ST CIRCUIT												
OHIO												41.30
ALBERTY	23.60	11.00	0.00	2.30	0.00	0.00	0.30	0.00	0.00	0.40	3.70	796.20
JASKOLKA	161.60	349.40	3.80	103.90	7.00	0.00	123.60	12.60	1.80	1.80	32.50	1.10
MATYSKIELA	0.00	1.10	0.00	0.00	0.00	0.00	0.00	0.00	0.00	0.00	0.00	77.60
MCKAY	16.10	59.60	0.00	1.10	0.00	0.00	0.80	0.00	0.00	0.00	0.00	444.25
MCGEARY	106.30	85.10	0.00	116.25	4.40	0.00	37.10	0.00	0.50	0.00	23.50	429.60
MULHALL	100.50	277.50	19.90	0.00	4.60	0.00	0.00	0.00	0.00	0.00	0.00	52.90
PAUL	12.10	24.70	16.10	0.00	0.00	0.00	0.00	0.00	31.50	0.00	145.90	1293.50
PETTINI	519.00	410.70	9.30	2.10	0.30	13.80	2.20	158.70	0.00	0.00	6.40	18.60
SACCO	0.30	1.25	3.95	6.70	0.00	0.00	0.00	0.00	0.00	0.00	3.00	219.50
SILVER	49.10	140.40	0.50	9.90	0.00	0.00	16.60	0.00	0.00	0.00	0.00	291.60
STIMMEL	106.50	176.30	0.00	0.00	0.00	1.50	0.00	7.30	0.00	0.00	0.00	3666.15
TOTAL	1095.10	1537.05	53.55	242.25	16.30	15.30	180.60	181.70	34.20	310.10	310.10	3666.15
BROOKE												
BROGAN	1064.30	519.20	0.20	247.50	0.50	77.10	111.20	0.00	15.70	166.50	166.50	2202.20
FITCH	634.30	643.10	14.40	332.00	3.40	47.20	69.90	0.00	1.60	204.50	204.50	1950.40
TOTAL	1698.60	1162.30	14.60	579.50	3.90	124.30	181.10	0.00	17.30	371.00	371.00	4152.60
CIRCUIT TOTAL	2793.70	2699.35	68.15	821.75	20.20	139.60	361.70	181.70	51.50	681.10	681.10	7818.75
2ND CIRCUIT												
KLATT	1.00	1.80	0.40	0.50	0.00	0.00	0.50	2.20	0.00	1.30	1.30	7.70
SHEPPARD	151.70	402.10	68.10	314.50	29.70	13.70	109.80	196.60	11.70	88.20	88.20	1386.10
WHITE	300.80	269.30	46.00	281.40	0.00	12.70	179.20	129.70	21.70	44.80	44.80	1285.60
ZEHNDER	891.80	535.60	6.90	19.60	8.60	37.20	11.50	79.80	33.90	175.70	175.70	1800.60
CIRCUIT TOTAL	1345.30	1208.80	121.40	616.00	38.30	63.60	301.00	408.30	67.30	310.00	310.00	4480.00

CIRCUIT	PAROLE/										TOTAL		
	FELONY	MISDEM	MENTAL	HYGIENE	JUVENILE	PATERN.	REVOCA.	PROBAT.	TERMIN./	HABEAS/		SC	OTHER
FUDA	134.20	1293.01	13.40	159.00	0.00	106.40	94.50	17.40	12.50	185.90	2016.31		
LAWRENCE	3.30	0.40	5.90	0.40	0.00	0.00	0.00	0.00	1.40	0.00	11.40		
WALLACE	112.60	671.03	7.80	91.50	0.00	23.70	49.40	0.00	37.00	95.80	1088.83		
CIRCUIT TOTAL	2366.55	3194.49	82.90	509.13	0.00	274.70	262.30	130.25	142.70	762.70	7725.72		
10TH CIRCUIT													
KOSTOL	639.70	80.50	0.00	0.00	4.70	23.20	125.60	18.00	54.70	136.00	1082.40		
LAMP	1188.70	566.60	0.00	0.00	8.10	11.80	48.50	0.00	18.70	91.60	1934.00		
MATKOVICH	475.15	1156.95	0.00	0.00	18.40	15.40	11.30	3.00	212.90	59.20	1952.30		
NOGGY	629.50	360.04	0.00	0.00	4.70	2.70	110.80	9.30	606.13	49.50	1772.67		
SINKIEWICZ	510.30	1066.00	0.00	0.00	3.60	7.80	6.50	0.00	137.20	61.80	1793.20		
VILLANUEVA	31.80	289.00	0.00	10.80	21.40	2.00	50.50	0.00	29.80	125.30	560.60		
CIRCUIT TOTAL	3475.15	3519.09	0.00	10.80	60.90	62.90	353.20	30.30	1059.43	523.40	9095.17		
12TH CIRCUIT													
EUSTIS	154.90	74.80	1.10	13.40	0.00	0.00	2.40	135.30	5.40	33.30	420.60		
MOOREHEAD	810.72	651.00	13.80	126.60	0.00	6.90	9.40	33.30	25.00	246.70	1923.42		
REES	917.00	400.00	1.80	105.80	0.00	16.80	13.10	85.30	26.80	493.30	2059.90		
CIRCUIT TOTAL	1882.62	1125.80	16.70	245.80	0.00	23.70	24.90	253.90	57.20	773.30	4403.92		
13TH CIRCUIT													
ALEXANDER	2.00	23.55	0.00	0.00	0.00	0.00	0.00	0.00	0.00	13.75	39.30		
BOOTHROYD	344.80	433.50	0.00	284.75	0.00	55.50	0.00	475.25	23.50	315.50	1932.80		
BRADFORD	464.60	451.90	0.00	151.20	0.00	0.00	0.00	318.10	32.60	148.80	1567.20		
BROWN	719.95	503.85	0.00	208.20	0.00	18.20	0.00	1.00	40.90	185.80	1677.90		
CASTELLE	159.70	1.90	0.00	118.20	0.00	1.60	0.00	1662.29	2.90	448.90	2395.49		
CHISOLM	637.00	149.40	0.00	763.70	0.00	20.40	0.00	370.60	12.20	227.50	2180.80		
CRABTREE	0.00	1.25	0.00	0.00	0.00	0.00	0.00	3.75	0.00	0.00	5.00		
DAVIS	915.60	362.70	0.00	332.00	0.00	140.40	0.00	89.20	40.20	164.90	2045.00		
GOES	32.90	1.00	0.00	28.50	0.00	11.70	0.00	0.00	5.60	56.00	135.70		

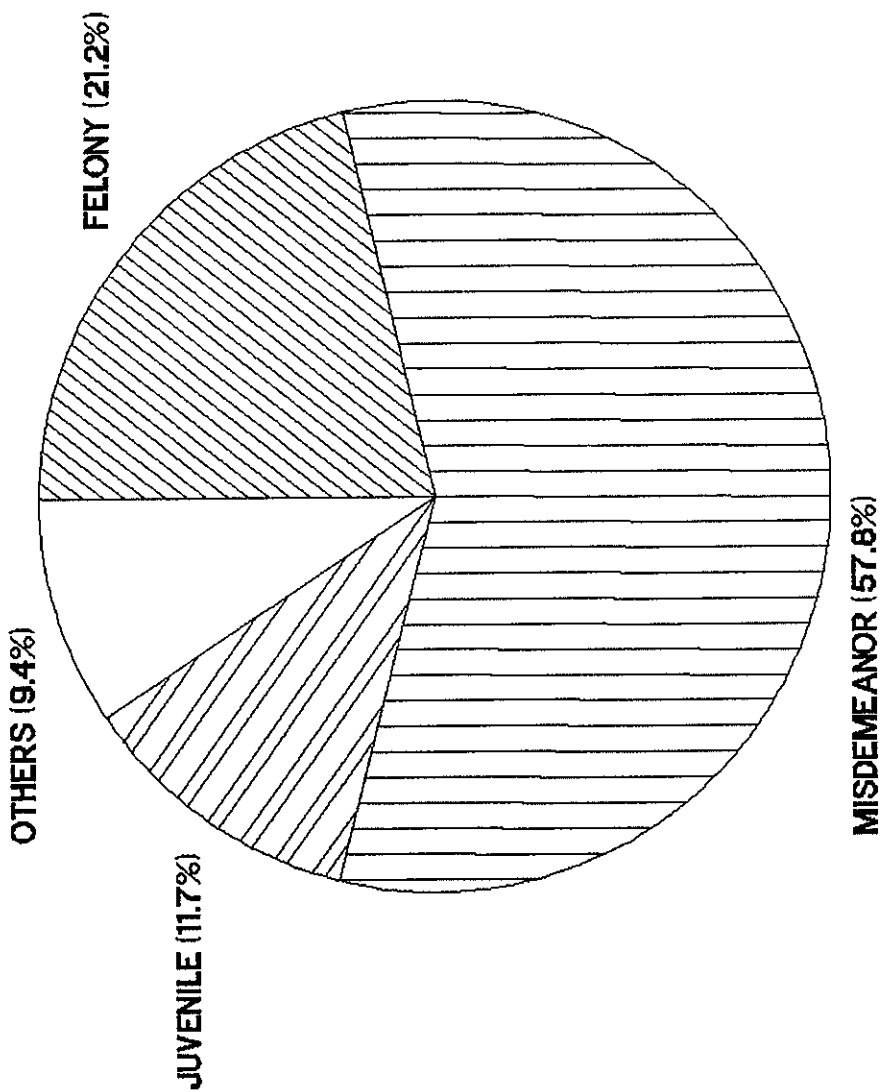
CIRCUIT	PAROLE/ PROBAT. TERMIN./ HABEAS/ REVOCA. ABUSE SC										TOTAL	
	FELONY	MISDEM	MENTAL	HYGIENE	JUVENILE	PATERN.	REVOCA.	ABUSE	SC	OTHER		ADMIN.
HUGHES	99.75	83.50	0.00	90.00	0.00	14.50	0.00	0.00	0.00	13.50	36.00	337.25
KAPLAN	126.00	44.10	0.00	177.80	0.00	0.00	0.00	0.00	565.00	1247.80	158.60	2319.30
MAUL	87.30	36.65	0.00	55.50	0.00	35.60	0.00	0.00	0.00	25.50	31.95	272.50
MCCAULEY	1288.00	392.25	0.00	227.75	0.00	15.50	18.75	19.50	132.00	12.50	293.50	2267.75
SARIA	349.85	148.10	0.00	110.95	0.00	4.20	0.00	0.00	0.00	5.50	548.10	1298.70
SHREVE	0.00	0.00	0.00	0.00	0.00	1.50	0.00	0.00	0.00	0.00	0.00	1.50
SIMPSON	81.50	46.75	0.00	146.45	0.00	66.50	0.00	4.75	0.00	0.00	55.75	401.70
SNYDER	53.50	9.30	0.00	29.50	0.00	0.00	0.00	20.70	0.00	1.00	45.20	159.20
SULLIVAN	207.80	64.60	0.00	575.00	0.00	14.90	0.00	258.30	0.00	19.10	146.40	1286.10
VALENTINO	953.18	311.25	0.00	513.81	0.00	40.45	5.25	30.00	0.00	85.75	114.70	2054.39
WARNER	1207.50	181.70	0.00	59.80	0.00	4.30	0.30	74.80	0.00	9.30	461.00	1998.70
CIRCUIT TOTAL	7730.93	3247.25	0.00	3873.11	0.00	445.25	24.30	4025.24	1577.85	3452.35	24376.28	
15TH CIRCUIT	656.07	587.38	12.99	40.82	41.30	50.56	32.42	0.42	258.07	346.10	2026.13	
GOODRICH	41.85	103.50	0.30	0.00	0.00	0.00	0.00	1.75	33.40	125.75	306.55	
MCCONNELL	9.34	161.50	4.75	0.00	0.00	0.75	0.00	0.00	6.34	55.47	238.15	
MCMUNN	52.59	928.28	17.50	66.77	0.00	30.25	4.00	1.00	18.17	262.95	1381.51	
PICKENS	653.02	787.37	2.50	78.32	42.10	36.35	123.45	3.90	32.25	262.76	2022.02	
SINKKANEN	656.21	790.85	17.75	133.00	13.75	46.92	50.50	60.25	86.50	173.50	2029.23	
ULRICH	72.74	230.21	2.33	8.43	0.00	1.17	25.09	0.00	18.41	128.91	487.29	
WELSH	2141.82	3589.09	58.12	327.34	97.15	166.00	235.46	67.32	453.14	1355.44	8490.88	
CIRCUIT TOTAL	7.00	39.50	0.00	20.00	0.00	0.00	0.00	0.00	0.00	0.00	9235.00	
23RD CIRCUIT	5.00	19.00	0.00	17.00	0.00	0.00	0.00	0.00	0.00	0.00	1264.00	
AMORE	0.00	0.00	0.00	0.00	0.00	0.00	0.00	0.00	0.00	0.00	1551.00	
ARNOLD	2.00	20.50	0.00	3.00	0.00	0.00	0.00	0.00	0.00	0.00	1471.50	
CESARE	0.00	0.00	0.00	0.00	0.00	0.00	0.00	0.00	0.00	0.00	2066.50	
J DAMBRO	0.00	0.00	0.00	0.00	0.00	0.00	0.00	0.00	0.00	0.00	142.00	
M DAMBRO	0.00	0.00	0.00	0.00	0.00	0.00	0.00	0.00	0.00	0.00	1219.00	
LAWSON	0.00	0.00	0.00	0.00	0.00	0.00	0.00	0.00	0.00	0.00	1521.00	
REECE	0.00	0.00	0.00	0.00	0.00	0.00	0.00	0.00	0.00	0.00	9301.50	
CIRCUIT TOTAL	7.00	39.50	0.00	20.00	0.00	0.00	0.00	0.00	0.00	0.00	9235.00	

CIRCUIT	PAROLE/										TOTAL											
	FELONY	MISDEM	MENTAL	HYGIENE	JUVENILE	PATERN.	REVOCA.	ABUSE	SC	OTHER		ADMIN.										
24TH CIRCUIT																						
MAYNE	658.50	321.90	0.00	244.60	0.00	0.90	0.00	0.00	4.20	0.00	0.00	0.00	0.00	4.20	0.00	0.00	0.00	305.90	0.00	0.00	1536.00	
SMITH	756.60	204.20	0.00	111.30	0.00	0.00	0.00	0.00	7.00	0.00	0.00	0.00	0.00	7.00	0.80	0.80	0.00	609.10	0.80	0.00	1689.00	
CIRCUIT TOTAL	1415.10	526.10	0.00	355.90	0.00	0.90	0.00	0.00	11.20	0.00	0.00	0.00	0.00	11.20	0.80	0.80	0.00	915.00	0.80	0.00	3225.00	
28TH CIRCUIT																						
STANTON	457.03	582.52	72.85	457.66	0.00	7.30	96.30	49.80	49.80	83.00	445.35	2251.81										
CIRCUIT TOTAL	457.03	582.52	72.85	457.66	0.00	7.30	96.30	49.80	49.80	83.00	445.35	2251.81										
30TH CIRCUIT																						
CARTER	176.20	163.20	18.50	0.50	5.90	1.00	52.20	1.00	1.00	26.00	36.60	481.10										
FOLEY	562.30	714.30	53.20	0.00	134.60	1.90	38.90	2.30	2.30	73.50	203.30	1784.30										
LAISHLEY	3.10	0.00	0.00	0.00	0.00	0.00	0.00	0.00	0.00	0.00	0.00	3.10										
MCCUNE	479.96	510.00	103.60	0.70	24.70	5.50	411.50	8.60	8.60	83.10	374.80	2002.46										
SHEETS	887.00	419.20	62.30	29.00	16.10	6.10	111.50	43.10	43.10	98.00	196.93	1869.23										
CIRCUIT TOTAL	2108.56	1806.70	237.60	30.20	181.30	14.50	614.10	55.00	55.00	280.60	811.63	6140.19										
STATE TOTAL	29076.66	23652.46	811.04	7384.99	422.05	1219.55	2351.56	5222.81	5222.81	3844.12	35288.17	109273.41										

**PUBLIC DEFENDER CASES OPENED AND CLOSED
BY CASE TYPE**

PUBLIC DEFENDER CORPORATIONS

NEW CASES OPENED BY CASE TYPE FY 95

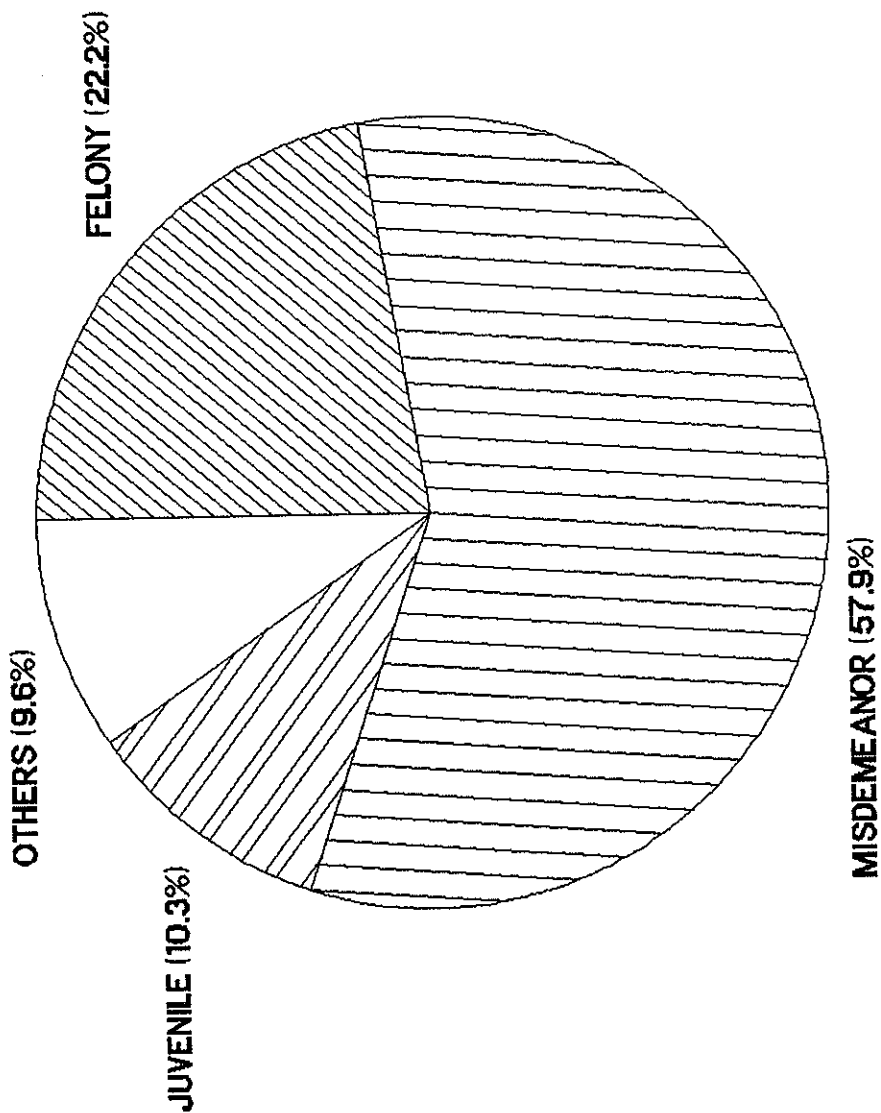


PUBLIC DEFENDER CORPORATIONS
 CASELOAD REPORT
 NEW CASES OPENED BY CASE TYPE FOR FY 1995

CIRCUIT	PAROLE										TOTAL CASES	
	FELONY	MISDEMEAN	MENTAL	HYGIENE	JUVENILE	PATERNITY	REVOCAT.	ABUSE	SC	HABEAS/		OTHER
1ST CIRCUIT												
OHIO	143	606	62	106	2	5	12	3	2	24	2	965
BROOKE	120	294	9	94	0	23	12	0	4	0	4	556
TOTAL	263	900	71	200	2	28	24	3	6	24	6	1521
2ND CIRCUIT	88	358	71	132	9	7	12	13	2	10	2	702
6TH CIRCUIT	535	1754	0	418	0	0	1	0	322	2	2	3032
7TH CIRCUIT	185	24	114	1	8	6	8	0	4	8	4	358
8TH CIRCUIT	238	736	0	25	0	0	0	1	5	1	5	1006
9TH CIRCUIT	253	910	98	59	0	24	17	10	11	8	8	1390
10TH CIRCUIT	361	1122	0	6	14	7	0	18	5	4	5	1537
12TH CIRCUIT	161	370	11	45	0	9	5	2	2	11	2	616
13TH CIRCUIT	636	1490	0	757	0	26	2	44	39	22	39	3016
15TH CIRCUIT	323	746	25	68	11	34	24	5	67	3	67	1306
23RD CIRCUIT	388	1037	3	182	9	2	0	11	22	0	22	1654
24TH CIRCUIT	88	145	0	125	0	1	0	1	6	0	6	366
28TH CIRCUIT	58	184	36	40	0	3	5	0	11	4	11	341
30TH CIRCUIT	164	426	128	4	15	2	14	2	49	10	49	814
TOTAL	3741	10202	557	2062	68	149	112	110	551	107	551	17659

PUBLIC DEFENDER CORPORATIONS

CASES CLOSED BY CASE TYPE FY 95



PUBLIC DEFENDER CORPORATIONS
 CASELOAD REPORT
 CASES CLOSED BY CASE TYPE FOR FY 1995

CIRCUIT	PAROLE										TOTAL CASES
	FELONY	MISDEMEAN	MENTAL	JUVENILE	PATERNITY	REVOCAT.	ABUSE	SC	HABEAS/	OTHER	
1ST CIRCUIT	141	470	64	78	0	5	4	5	0	21	788
OHIO	127	264	8	33	0	20	10	1	1	0	464
BROOKE	268	734	72	111	0	25	14	6	1	21	1252
2ND CIRCUIT	56	171	29	88	2	1	5	6	1	5	364
6TH CIRCUIT	388	1325	0	295	0	0	0	0	330	2	2340
7TH CIRCUIT	213	7	114	1	3	8	12	1	4	6	369
8TH CIRCUIT	234	680	0	27	0	0	0	1	7	1	950
9TH CIRCUIT	231	871	93	64	0	18	17	3	13	8	1318
10TH CIRCUIT	333	944	0	1	5	6	26	1	8	4	1328
12TH CIRCUIT	137	367	11	43	0	7	6	6	2	12	591
13TH CIRCUIT	404	997	0	512	1	12	1	23	15	19	1984
15TH CIRCUIT	180	539	22	46	5	23	16	1	38	3	873
23RD CIRCUIT	484	979	3	171	0	2	8	1	10	4	1662
24TH CIRCUIT	52	105	0	88	0	0	0	0	7	0	252
28TH CIRCUIT	60	189	35	33	0	1	3	0	9	4	334
30TH CIRCUIT	154	423	121	2	13	2	9	0	34	10	768
TOTAL	3194	8331	500	1482	29	105	117	49	479	99	14385

**APPOINTED COUNSEL PAYMENTS SUMMARY
BY CIRCUIT**

WV PUBLIC DEFENDER SERVICES
 SUMMARY REPORT FOR ATTORNEY FEES/EXPENSES/HOURS/ FY 1995

CIRCUIT/ COUNTY	ATTORNEY HOURS TOTAL	ATTORNEY FEE AMOUNT IN \$	ATTORNEY EXPENSE AMOUNT IN \$	DIRECT EXPENSE AMOUNT IN \$	EXPENSE TOTAL IN \$	GRAND TOTAL
1ST CIRCUIT						
BROOKE	1248.67	61416.40	834.63	3619.12	4453.75	65870.15
HANCOCK	1901.12	93206.20	3348.10	2105.32	5453.42	98659.62
OHIO	2468.99	119258.00	6167.78	6150.00	12317.78	131575.78
CIRCUIT TOTAL	5618.77	273880.60	10350.51	11874.44	22224.95	296105.55
2ND CIRCUIT						
MARSHALL	2460.94	112202.00	33192.49	0.00	33192.49	145394.49
TYLER	377.70	18193.00	1368.72	0.00	1368.72	19561.72
WETZEL	1023.61	48499.50	1375.86	708.57	2084.43	50583.93
CIRCUIT TOTAL	3862.26	178894.50	35937.07	708.57	36645.64	215540.14
3RD CIRCUIT						
DODDRIDGE	919.87	47349.50	3069.69	640.00	3709.69	51059.19
PLEASANTS	1371.77	66217.50	3976.55	5118.37	9094.92	75312.42
RITCHIE	2241.39	108986.50	10553.56	1753.92	12307.48	121293.98
CIRCUIT TOTAL	4533.02	222553.50	17599.80	7512.29	25112.09	247665.59
4TH CIRCUIT						
WIRT	863.60	41447.00	2194.90	712.50	2907.40	44354.40
WOOD	14230.47	696318.00	49358.68	18551.97	67910.65	764228.65
CIRCUIT TOTAL	15094.07	737765.00	51553.58	19264.47	70818.05	808583.05
5TH CIRCUIT						
CALHOUN	1034.50	53178.00	1925.56	0.00	1925.56	55103.56
JACKSON	3268.07	168504.50	4752.69	8083.45	12836.14	181340.64
ROANE	1622.93	83930.50	2478.32	951.95	3430.27	87360.77
CIRCUIT TOTAL	5925.50	305613.00	9156.57	9035.40	18191.97	323804.97

CIRCUIT/ COUNTY	ATTORNEY HOURS		ATTORNEY FEE		ATTORNEY EXPENSE		DIRECT EXPENSE		GRAND TOTAL	
	TOTAL	AMOUNT IN \$	TOTAL	AMOUNT IN \$	TOTAL	AMOUNT IN \$	TOTAL	AMOUNT IN \$	TOTAL	AMOUNT IN \$
6TH CIRCUIT	9792.65	491016.00	22526.35	39003.14	61529.49	552545.49				
CABELL	9792.65	491016.00	22526.35	39003.14	61529.49	552545.49				
CIRCUIT TOTAL										
7TH CIRCUIT	8377.71	411229.85	14888.55	16618.50	31507.05	442736.90				
LOGAN	8377.71	411229.85	14888.55	16618.50	31507.05	442736.90				
CIRCUIT TOTAL										
8TH CIRCUIT	1736.43	84639.50	12026.22	714.33	12740.55	97380.05				
MCDOWELL	1736.43	84639.50	12026.22	714.33	12740.55	97380.05				
CIRCUIT TOTAL										
9TH CIRCUIT	7410.18	354907.50	45158.72	16312.11	61470.83	416378.33				
MERCER	7410.18	354907.50	45158.72	16312.11	61470.83	416378.33				
CIRCUIT TOTAL										
10TH CIRCUIT	5019.54	241712.00	3140.16	302.25	3442.41	245154.41				
RALEIGH	5019.54	241712.00	3140.16	302.25	3442.41	245154.41				
CIRCUIT TOTAL										
11TH CIRCUIT	4030.77	199939.00	2536.71	0.00	2536.71	202475.71				
GREENBRIER	2872.27	136123.00	4787.76	2254.04	7041.80	143164.80				
POCAHONTAS	6903.05	336062.00	7324.47	2254.04	9578.51	345640.51				
CIRCUIT TOTAL										
12TH CIRCUIT	2314.10	112665.50	5031.62	4928.00	9959.62	122625.12				
FAYETTE	2314.10	112665.50	5031.62	4928.00	9959.62	122625.12				
CIRCUIT TOTAL										

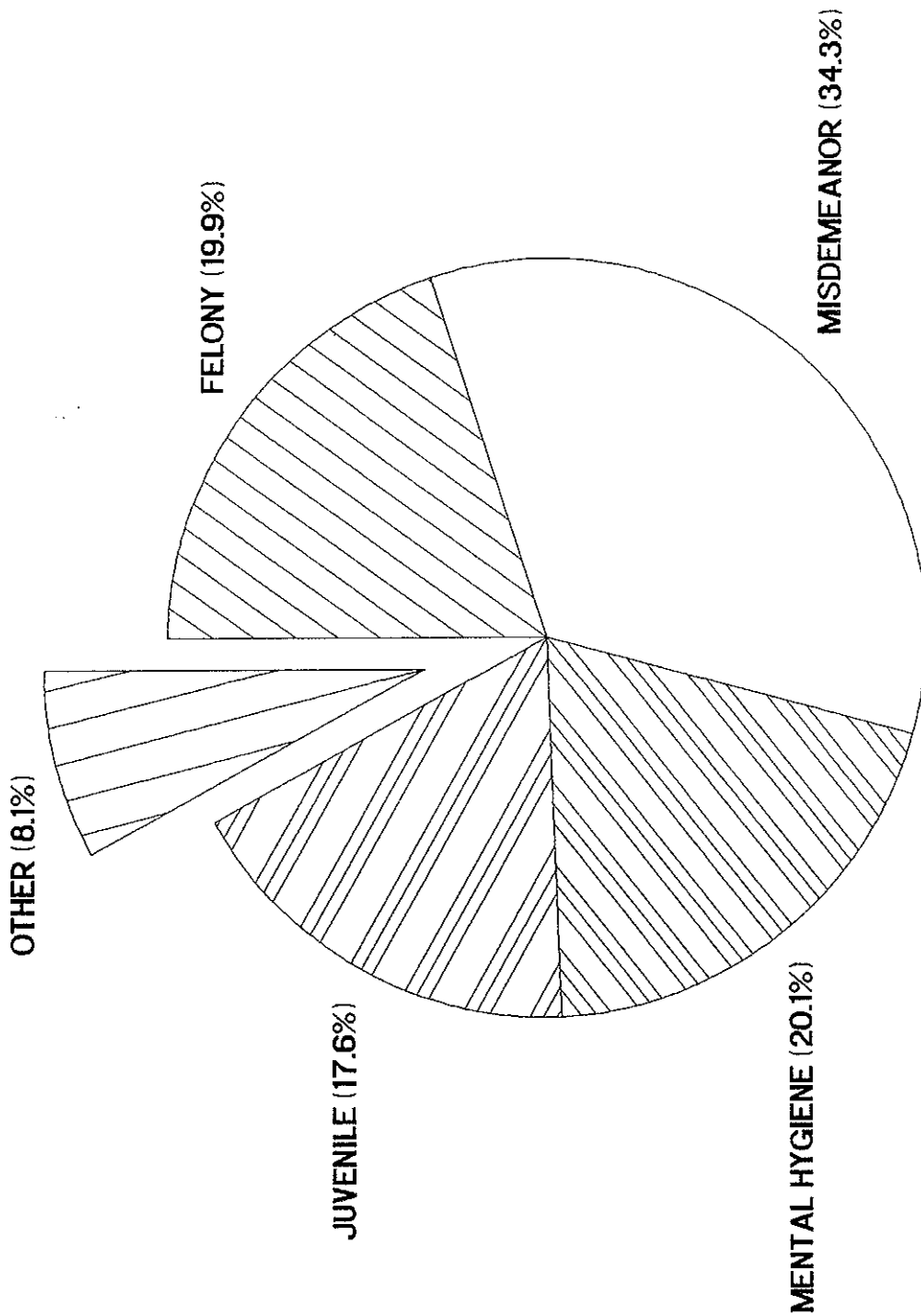
CIRCUIT/ COUNTY	ATTORNEY		ATTORNEY		DIRECT		GRAND TOTAL
	HOURS TOTAL	FEE AMOUNT IN \$	EXPENSE AMOUNT IN \$	EXPENSE AMOUNT IN \$	EXPENSE AMOUNT IN \$	EXPENSE TOTAL IN \$	
13TH CIRCUIT							
KANAWHA	23403.36	1129061.70	45212.18	132584.67	177796.85	1306858.55	
CIRCUIT TOTAL	23403.36	1129061.70	45212.18	132584.67	177796.85	1306858.55	
14TH CIRCUIT							
BRAXTON	1654.82	81854.00	4841.03	1342.97	6184.00	88038.00	
CLAY	2049.09	98537.00	3316.80	2781.41	6098.21	104635.21	
GILMER	886.10	42832.50	917.49	2111.15	3028.64	45861.14	
WEBSTER	1029.50	49698.00	3026.08	0.00	3026.08	52724.08	
CIRCUIT TOTAL	5619.51	272921.50	12101.40	6235.53	18336.93	291258.43	
15TH CIRCUIT							
HARRISON	10279.66	490140.87	22915.83	11532.17	34448.00	524588.87	
CIRCUIT TOTAL	10279.66	490140.87	22915.83	11532.17	34448.00	524588.87	
16TH CIRCUIT							
MARION	12696.04	576147.00	10612.69	13285.58	23898.27	600045.27	
CIRCUIT TOTAL	12696.04	576147.00	10612.69	13285.58	23898.27	600045.27	
17TH CIRCUIT							
MONONGALIA	4291.59	209812.95	6742.82	775.00	7517.82	217330.77	
CIRCUIT TOTAL	4291.59	209812.95	6742.82	775.00	7517.82	217330.77	
18TH CIRCUIT							
PRESTON	3183.39	156105.50	7344.06	750.00	8094.06	164199.56	
CIRCUIT TOTAL	3183.39	156105.50	7344.06	750.00	8094.06	164199.56	
19TH CIRCUIT							
BARBOUR	1458.68	71646.50	1496.45	2196.00	3692.45	75338.95	
TAYLOR	1760.09	85870.00	319.84	0.00	319.84	86189.84	
CIRCUIT TOTAL	3218.77	157516.50	1816.29	2196.00	4012.29	161528.79	

CIRCUIT/ COUNTY	ATTORNEY HOURS		ATTORNEY FEE		ATTORNEY EXPENSE		DIRECT EXPENSE		GRAND TOTAL	
	TOTAL	AMOUNT IN \$	TOTAL	AMOUNT IN \$	TOTAL	AMOUNT IN \$	TOTAL	AMOUNT IN \$	TOTAL	AMOUNT IN \$
20TH CIRCUIT	4666.70	221940.00	7160.86	3143.98	10304.84	232244.84				
RANDOLPH	4666.70	221940.00	7160.86	3143.98	10304.84	232244.84				
CIRCUIT TOTAL										
21ST CIRCUIT	1802.25	83062.75	4927.90	14951.48	19879.38	102942.13				
GRANT	3266.29	155395.00	11288.55	17543.79	28832.34	184227.34				
MINERAL	936.76	44160.50	2560.51	9593.95	12154.46	56314.96				
TUCKER	6005.29	282618.25	18776.96	42089.22	60866.18	343484.43				
CIRCUIT TOTAL										
22ND CIRCUIT	2406.94	122699.50	10235.46	3750.00	13985.46	136684.96				
HAMPSHIRE	2360.16	115472.00	9477.57	5806.25	15283.82	130755.82				
HARDY	1495.73	74262.00	6732.88	3616.75	10349.63	84611.63				
PENDLETON	6262.84	312433.50	26445.91	13173.00	39618.91	352052.41				
CIRCUIT TOTAL										
23RD CIRCUIT	3764.47	186273.50	8159.57	14789.86	22949.43	209222.93				
BERKELEY	3175.96	156064.50	4520.18	3165.30	7685.48	163749.98				
JEFFERSON	953.66	46254.00	998.28	1161.00	2159.28	48413.28				
MORGAN	7894.08	388592.00	13678.03	19116.16	32794.19	421386.19				
CIRCUIT TOTAL										
24TH CIRCUIT	1683.06	83925.50	5733.48	5222.53	10956.01	94881.51				
WAYNE	1683.06	83925.50	5733.48	5222.53	10956.01	94881.51				
CIRCUIT TOTAL										
25TH CIRCUIT	4512.37	226786.50	5600.73	49416.15	55016.88	281803.38				
BOONE	3806.66	193049.50	5373.08	32594.07	37967.15	231016.65				
LINCOLN	8319.02	419836.00	10973.81	82010.22	92984.03	512820.03				
CIRCUIT TOTAL										

CIRCUIT/ COUNTY	ATTORNEY HOURS		ATTORNEY FEE		ATTORNEY EXPENSE		DIRECT EXPENSE		GRAND TOTAL	
	TOTAL	AMOUNT IN \$	TOTAL	AMOUNT IN \$	TOTAL	AMOUNT IN \$	TOTAL	AMOUNT IN \$	TOTAL	AMOUNT IN \$
26TH CIRCUIT										
LEWIS	2424.68	119830.00	4396.14	2086.67	6482.81	126312.81				
UPSHUR	3838.27	186008.60	7676.29	7380.94	15057.23	201065.83				
CIRCUIT TOTAL	6262.95	305838.60	12072.43	9467.61	21540.04	327378.64				
27TH CIRCUIT										
WYOMING	4490.04	214758.50	9940.35	0.00	9940.35	224698.85				
CIRCUIT TOTAL	4490.04	214758.50	9940.35	0.00	9940.35	224698.85				
28TH CIRCUIT										
NICHOLAS	1443.90	72651.50	1592.47	2077.50	3669.97	76321.47				
CIRCUIT TOTAL	1443.90	72651.50	1592.47	2077.50	3669.97	76321.47				
29TH CIRCUIT										
MASON	3031.64	145366.00	11977.53	9337.85	21315.38	166681.38				
PUTNAM	3760.41	176543.75	9732.77	2373.42	12106.19	188649.94				
CIRCUIT TOTAL	6792.05	321909.75	21710.30	11711.27	33421.57	355331.32				
30TH CIRCUIT										
MINGO	1611.46	78795.00	2572.24	4610.46	7182.70	85977.70				
CIRCUIT TOTAL	1611.46	78795.00	2572.24	4610.46	7182.70	85977.70				
31ST CIRCUIT										
MONROE	1319.50	64405.50	3284.38	90.63	3375.01	67780.51				
SUMMERS	1432.41	70773.50	4200.88	257.00	4457.88	75231.38				
CIRCUIT TOTAL	2751.91	135179.00	7485.26	347.63	7832.89	143011.89				
STATE TOTAL	197462.89	9581122.57	479580.99	488856.07	968437.06	10549559.63				

**APPOINTED COUNSEL CLAIMS
BY CASE TYPE**

APPOINTED COUNSEL CLAIMS PAID BY CASE TYPE FY 95



**WEST VIRGINIA PUBLIC DEFENDER SERVICES
 TOTAL APPOINTED COUNSEL CLAIMS PAID BY CASE TYPE FY 95**

CIRCUIT COUNTY	PAROLE											TOTAL CLAIMS			
	FELONY	MISDEMEAN	MENTAL HYGIENE	JUVENILE	PATERNITY	PROBAT. REVOCAT	TERMIN./ ABUSE	HABEAS/ SC	OTHER						
1ST CIRCUIT															
BROOKE	13	9	16	24	0	2	10	1	0	0	75				
HANCOCK	27	24	30	29	0	3	5	0	0	0	118				
OHIO	29	55	33	63	0	1	15	2	2	2	200				
TOTAL	69	88	79	116	0	6	30	3	2	2	393				
2ND CIRCUIT															
MARSHALL	26	48	5	34	1	2	6	2	3	3	127				
TYLER	7	10	4	8	0	0	0	0	0	0	29				
WETZEL	11	11	11	38	0	0	2	1	1	1	75				
TOTAL	44	69	20	80	1	2	8	3	4	4	231				
3RD CIRCUIT															
DODDRIDGE	13	31	5	9	0	2	2	1	3	3	66				
PLEASANTS	25	47	60	12	0	2	5	1	5	5	157				
RITCHIE	41	73	12	16	0	1	2	2	0	0	147				
TOTAL	79	151	77	37	0	5	9	4	8	8	370				
4TH CIRCUIT															
WIRT	20	46	2	10	0	4	1	1	2	2	86				
WOOD	286	826	223	243	12	21	45	21	49	49	1726				
TOTAL	306	872	225	253	12	25	46	22	51	51	1812				
5TH CIRCUIT															
CALHOUN	19	44	12	20	1	0	10	3	2	2	111				
JACKSON	87	138	30	77	1	1	48	4	3	3	389				
ROANE	58	108	20	27	1	0	21	1	1	1	237				
TOTAL	164	290	62	124	3	1	79	8	6	6	737				

CIRCUIT COUNTY	PAROLE										TOTAL CLAIMS	
	FELONY	MISDEMEAN	MENTAL HYGIENE	JUVENILE	PATERNITY	REVOCAT	TERMIN./ ABUSE	HABEAS/ SC	OTHER			
6TH CIRCUIT												
CABELL	313	641	1353	233	5	15	37	12	37		2646	
TOTAL	313	641	1353	233	5	15	37	12	37		2646	
7TH CIRCUIT												
LOGAN	88	575	5	229	9	5	25	1	11		948	
TOTAL	88	575	5	229	9	5	25	1	11		948	
8TH CIRCUIT												
MCDOWELL	43	25	23	71	2	0	3	1	4		172	
TOTAL	43	25	23	71	2	0	3	1	4		172	
9TH CIRCUIT												
MERCER	141	104	50	142	3	6	31	3	5		485	
TOTAL	141	104	50	142	3	6	31	3	5		485	
10TH CIRCUIT												
RALEIGH	97	108	211	48	1	3	9	2	0		479	
TOTAL	97	108	211	48	1	3	9	2	0		479	
11TH CIRCUIT												
GREENBRIER	98	181	59	142	13	10	12	4	7		526	
POCAHONTAS	59	67	37	33	2	1	4	1	6		210	
TOTAL	157	248	96	175	15	11	16	5	13		736	
12TH CIRCUIT												
FAYETTE	59	29	24	34	3	3	5	5	2		164	
TOTAL	59	29	24	34	3	3	5	5	2		164	

CIRCUIT COUNTY	PAROLE										TOTAL CLAIMS	
	FELONY	MISDEMEAN	MENTAL HYGIENE	JUVENILE	PATERNITY	PROBAT. REVOCAT	TERMIN./ ABUSE	HABEAS/ SC	OTHER			
13TH CIRCUIT												
KANAWHA	677	1324	730	217	27	25	86	9	61			3156
TOTAL	677	1324	730	217	27	25	86	9	61			3156
14TH CIRCUIT												
BRAXTON	57	93	35	23	0	2	2	0	8			220
CLAY	42	103	5	19	2	0	5	2	1			179
GILMER	14	42	5	6	0	0	4	0	2			73
WEBSTER	38	59	1	49	1	1	7	1	0			157
TOTAL	151	297	46	97	3	3	18	3	11			629
15TH CIRCUIT												
HARRISON	118	167	4	178	9	17	45	1	6			545
TOTAL	118	167	4	178	9	17	45	1	6			545
16TH CIRCUIT												
MARION	235	428	78	375	5	36	58	13	24			1252
TOTAL	235	428	78	375	5	36	58	13	24			1252
17TH CIRCUIT												
MONONGALIA	110	105	185	59	2	3	22	2	13			501
TOTAL	110	105	185	59	2	3	22	2	13			501
18TH CIRCUIT												
PRESTON	57	66	29	61	6	4	20	6	9			258
TOTAL	57	66	29	61	6	4	20	6	9			258
19TH CIRCUIT												
BARBOUR	45	67	29	54	2	1	5	0	6			209
TAYLOR	52	165	44	61	1	2	2	0	3			330
TOTAL	97	232	73	115	3	3	7	0	9			539

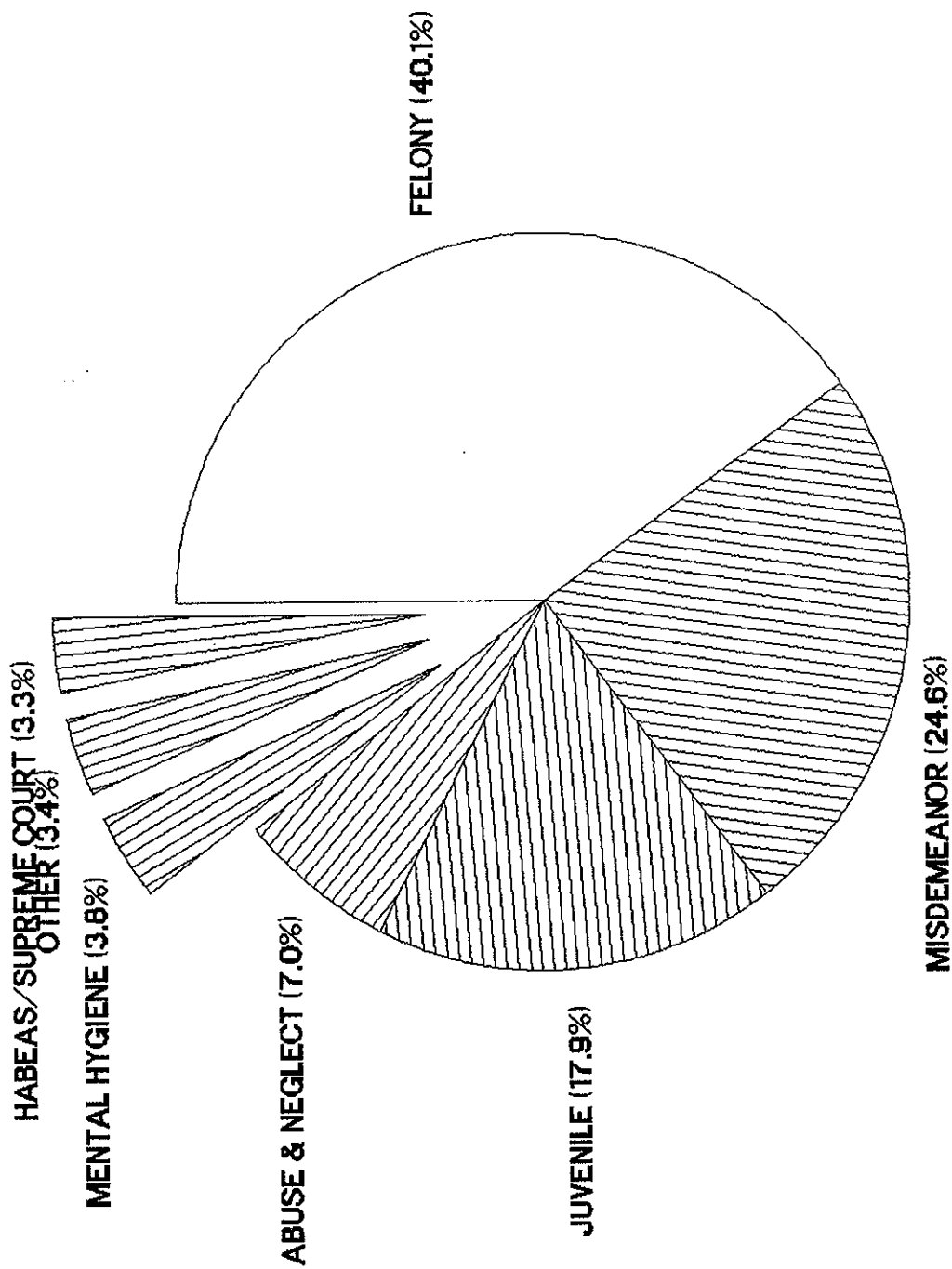
CIRCUIT COUNTY	PAROLE										TOTAL CLAIMS	
	FELONY	MISDEMEAN	MENTAL HYGIENE	JUVENILE	PATERNITY	REVOCAT	PROBAT.	TERMIN./ ABUSE	HABEAS/ SC	OTHER		
20TH CIRCUIT												
RANDOLPH	102	105	67	97	3	4	9	3	16	406		
TOTAL	102	105	67	97	3	4	9	3	16	406		
21ST CIRCUIT												
GRANT	26	29	3	15	0	2	2	5	0	82		
MINERAL	57	67	12	31	1	14	4	2	6	194		
TUCKER	15	9	3	4	0	1	4	0	1	37		
TOTAL	98	105	18	50	1	17	10	7	7	313		
22ND CIRCUIT												
HAMPSHIRE	68	130	9	17	0	5	3	1	6	239		
HARDY	24	65	2	26	0	8	7	2	5	139		
PENDLETON	24	13	4	13	0	2	5	3	1	65		
TOTAL	116	208	15	56	0	15	15	6	12	443		
23RD CIRCUIT												
BERKELEY	48	19	119	143	1	0	37	6	5	378		
JEFFERSON	30	20	28	78	1	2	22	7	5	193		
MORGAN	18	19	11	25	0	1	10	1	0	85		
TOTAL	96	58	158	246	2	3	69	14	10	656		
24TH CIRCUIT												
WAYNE	45	36	52	113	4	1	5	4	1	261		
TOTAL	45	36	52	113	4	1	5	4	1	261		
25TH CIRCUIT												
BOONE	160	214	85	126	14	2	8	3	10	622		
LINCOLN	135	123	29	74	5	3	13	0	8	390		
TOTAL	295	337	114	200	19	5	21	3	18	1012		

CIRCUIT COUNTY	MENTAL			PAROLE			HABEAS/ SC			TOTAL CLAIMS
	FELONY MISDEMEAN	HYGIENE	JUVENILE	PROBAT. REVOCAT	TERMIN-/ ABUSE	OTHER	SC	OTHER		
26TH CIRCUIT										
LEWIS	52	236	26	4	8	4	7	12	416	
UPSHUR	77	78	72	1	9	20	3	10	313	
TOTAL	129	314	98	5	17	24	10	22	729	
27TH CIRCUIT										
WYOMING	103	45	45	1	1	2	2	9	425	
TOTAL	103	45	45	1	1	2	2	9	425	
28TH CIRCUIT										
NICHOLAS	35	36	28	5	2	22	3	4	173	
TOTAL	35	36	28	5	2	22	3	4	173	
29TH CIRCUIT										
MASON	58	54	38	0	3	8	1	4	231	
PUTNAM	85	32	33	0	1	5	4	9	283	
TOTAL	143	86	71	0	4	13	5	13	514	
30TH CIRCUIT										
MINGO	26	0	65	0	0	17	3	1	128	
TOTAL	26	0	65	0	0	17	3	1	128	
31ST CIRCUIT										
MONROE	36	11	28	1	3	7	0	0	148	
SUMMERS	40	22	29	0	3	2	0	4	140	
TOTAL	76	33	57	1	6	9	0	4	288	
STATE TOTAL	4269	4308	3770	150	248	770	163	393	21401	

**APPOINTED COUNSEL ATTORNEY HOURS
BY CASE TYPE, BY CIRCUIT**

APPOINTED COUNSEL

TOTAL TIME BY CASE TYPE FY 95



**WV PUBLIC DEFENDER SERVICES
 TOTAL APPOINTED COUNSEL HOURS PAID BY CASE TYPE FY 95**

CIRCUIT COUNTY	PAROLE										TOTAL HOURS
	FELONY	MISDEMEAN	MENTAL HYGIENE	JUVENILE	PATERNITY	REVOCAT.	TERMIN./ ABUSE	HABEAS/ SC	OTHER	TOTAL	
1ST CIRCUIT											
BROOKE	314.31	115.20	106.00	344.98	0.00	28.40	281.68	58.10	0.00	0.00	1248.67
HANCOCK	478.50	209.00	197.59	852.52	0.00	55.50	108.00	0.00	0.00	0.00	1901.12
OHIO	460.70	539.00	50.56	862.36	0.00	5.40	381.32	128.55	41.10	0.00	2468.99
TOTAL	1253.51	863.20	354.15	2059.86	0.00	89.30	771.00	186.65	41.10	0.00	5618.77
2ND CIRCUIT											
MARSHALL	1408.14	193.90	11.40	247.20	4.90	14.50	52.10	483.20	45.60	0.00	2460.94
TYLER	130.50	132.20	9.30	105.70	0.00	0.00	0.00	0.00	0.00	0.00	377.70
WETZEL	244.80	168.80	25.10	529.01	0.00	0.00	17.60	36.70	1.60	0.00	1023.61
TOTAL	1783.44	494.90	45.80	881.91	4.90	14.50	69.70	519.90	47.20	0.00	3862.26
3RD CIRCUIT											
DODDRIDGE	298.87	329.90	12.20	113.80	0.00	33.60	69.10	18.80	43.60	0.00	919.87
PLEASANTS	473.63	524.16	88.98	105.60	0.00	50.40	29.80	59.50	39.70	0.00	1371.77
RITCHIE	1505.09	448.60	25.00	135.60	0.00	6.10	40.70	80.30	0.00	0.00	2241.39
TOTAL	2277.59	1302.66	126.18	355.00	0.00	90.10	139.60	158.60	83.30	0.00	4533.03
4TH CIRCUIT											
WIRT	379.70	341.20	6.00	67.10	0.00	21.00	3.90	28.60	16.10	0.00	863.60
WOOD	4890.21	5569.89	394.33	1785.39	74.50	133.40	512.60	668.85	201.30	0.00	14230.47
TOTAL	5269.91	5911.09	400.33	1852.49	74.50	154.40	516.50	697.45	217.40	0.00	15094.07
5TH CIRCUIT											
CALHOUN	305.70	222.30	36.90	134.00	7.70	0.00	103.70	193.30	30.90	0.00	1034.50
JACKSON	1214.20	840.00	79.20	579.00	3.80	5.80	435.10	82.27	28.70	0.00	3268.07
ROANE	667.39	362.00	65.00	237.60	4.90	0.00	262.24	22.10	1.70	0.00	1622.93
TOTAL	2187.29	1424.30	181.10	950.60	16.40	5.80	801.04	297.67	61.30	0.00	5925.50

CIRCUIT COUNTY	PAROLE										TOTAL HOURS	
	FELONY	MISDEMEAN	MENTAL HYGIENE	JUVENILE	PATERNITY	REVOCAT.	TERMIN./ ABUSE	HABEAS/ SC	OTHER			
6TH CIRCUIT												
CABELL	3436.69	2398.62	1130.56	1256.96	43.50	93.70	612.08	629.84	190.70		9792.65	
TOTAL	3436.69	2398.62	1130.56	1256.96	43.50	93.70	612.08	629.84	190.70		9792.65	
7TH CIRCUIT												
LOGAN	1452.96	3819.97	30.80	2063.09	103.90	33.50	727.60	41.30	104.60		8377.71	
TOTAL	1452.96	3819.97	30.80	2063.09	103.90	33.50	727.60	41.30	104.60		8377.71	
8TH CIRCUIT												
MCDOWELL	1129.06	127.40	42.60	343.80	10.40	0.00	7.80	65.78	9.60		1736.43	
TOTAL	1129.06	127.40	42.60	343.80	10.40	0.00	7.80	65.78	9.60		1736.43	
9TH CIRCUIT												
MERCER	3603.05	910.70	118.00	1875.73	48.00	94.40	558.89	166.10	35.30		7410.18	
TOTAL	3603.05	910.70	118.00	1875.73	48.00	94.40	558.89	166.10	35.30		7410.18	
10TH CIRCUIT												
RALEIGH	2378.86	1276.40	489.40	476.40	3.70	55.80	242.39	96.60	0.00		5019.55	
TOTAL	2378.86	1276.40	489.40	476.40	3.70	55.80	242.39	96.60	0.00		5019.55	
11TH CIRCUIT												
GREENBRIER	1362.96	1073.40	103.40	858.82	70.30	154.10	204.10	116.00	87.70		4030.78	
POCAHONTAS	1417.02	517.81	69.60	486.04	18.60	20.50	171.50	48.70	122.50		2872.27	
TOTAL	2779.98	1591.21	173.00	1344.85	88.90	174.60	375.60	164.70	210.20		6903.05	
12TH CIRCUIT												
FAYETTE	1203.57	150.97	57.40	335.30	17.50	11.90	117.27	398.60	21.60		2314.10	
TOTAL	1203.57	150.97	57.40	335.30	17.50	11.90	117.27	398.60	21.60		2314.10	

CIRCUIT COUNTY	PAROLE										TOTAL HOURS	
	FELONY	MISDEMEAN	MENTAL HYGIENE	JUVENILE	PATERNITY	REVOCAT.	ABUSE	HABEAS/ SC	OTHER	TOTAL		
13TH CIRCUIT												
KANAWHA	8941.83	7853.32	1115.47	2644.18	197.90	304.80	1702.26	242.10	401.50	23403.36		
TOTAL	8941.83	7853.32	1115.47	2644.18	197.90	304.80	1702.26	242.10	401.50	23403.36		
14TH CIRCUIT												
BRAXTON	892.24	535.09	81.80	85.10	0.00	8.40	12.39	0.00	39.80	1654.82		
CLAY	748.40	722.40	14.20	319.50	19.90	0.00	134.79	85.40	4.50	2049.09		
GILMER	503.20	293.30	22.50	27.10	0.00	0.00	35.20	0.00	4.80	886.10		
WEBSTER	431.70	225.30	6.10	212.70	8.80	2.40	134.10	8.40	0.00	1029.50		
TOTAL	2575.54	1776.09	124.60	644.40	28.70	10.80	316.48	93.80	49.10	5619.51		
15TH CIRCUIT												
HARRISON	4282.88	1822.95	5.20	2689.38	178.00	145.60	1035.63	66.22	53.80	10279.66		
TOTAL	4282.88	1822.95	5.20	2689.38	178.00	145.60	1035.63	66.22	53.80	10279.66		
16TH CIRCUIT												
MARION	4585.28	3475.11	158.31	2745.06	20.80	353.09	832.40	391.49	134.50	12696.04		
TOTAL	4585.28	3475.11	158.31	2745.06	20.80	353.09	832.40	391.49	134.50	12696.04		
17TH CIRCUIT												
MONONGALIA	1966.42	656.02	322.32	626.01	9.00	16.30	481.80	49.61	164.11	4291.59		
TOTAL	1966.42	656.02	322.32	626.01	9.00	16.30	481.80	49.61	164.11	4291.59		
18TH CIRCUIT												
PRESTON	1118.64	385.20	56.49	644.39	40.90	12.90	604.33	282.50	38.03	3183.38		
TOTAL	1118.64	385.20	56.49	644.39	40.90	12.90	604.33	282.50	38.03	3183.38		
19TH CIRCUIT												
BARBOUR	563.00	425.58	104.70	225.80	34.00	33.30	37.10	0.00	35.20	1458.68		
TAYLOR	598.10	713.89	126.90	263.80	8.70	9.80	23.20	0.00	15.70	1760.09		
TOTAL	1161.10	1139.47	231.60	489.60	42.70	43.10	60.30	0.00	50.90	3218.77		

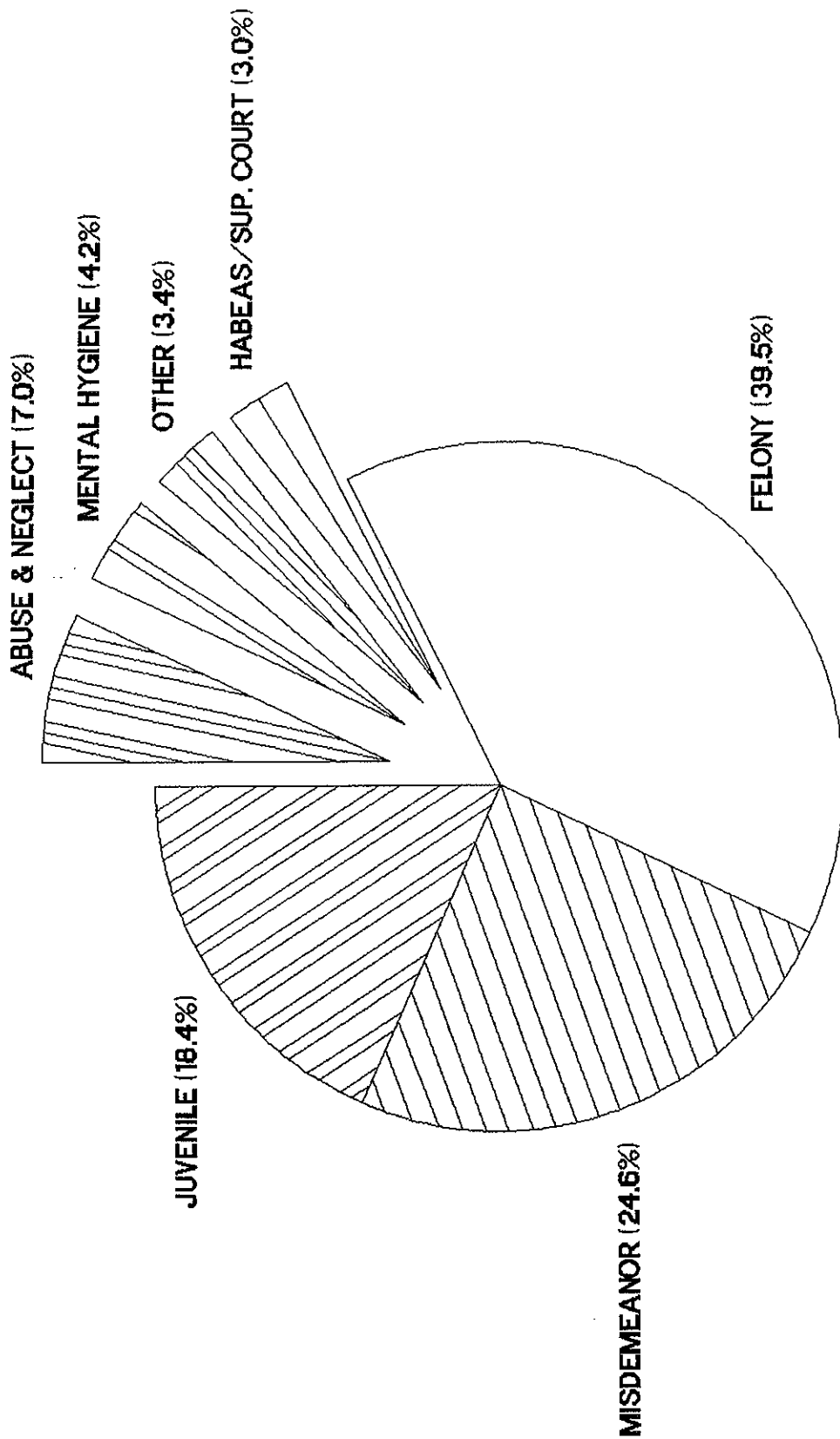
CIRCUIT COUNTY	PAROLE										TOTAL HOURS	
	FELONY	MISDEMEAN	MENTAL HYGIENE	JUVENILE	PATERNITY REVOCAT.	PROBAT.	TERMIN./ ABUSE	HABEAS/ SC	OTHER			
20TH CIRCUIT												
RANDOLPH	1972.16	1016.18	147.30	943.80	46.20	51.00	234.67	81.40	174.00		4666.70	
TOTAL	1972.16	1016.18	147.30	943.80	46.20	51.00	234.67	81.40	174.00		4666.70	
21ST CIRCUIT												
GRANT	1099.05	294.00	6.90	256.90	0.00	21.20	59.40	64.80	0.00		1802.25	
MINERAL	1956.88	707.71	31.80	351.40	9.10	108.10	30.20	38.00	33.10		3266.29	
TUCKER	499.56	95.90	10.80	82.80	0.00	7.90	221.30	0.00	18.50		936.76	
TOTAL	3555.49	1097.61	49.50	691.10	9.10	137.20	310.90	102.80	51.60		6005.30	
22ND CIRCUIT												
HAMPSHIRE	1226.49	707.50	17.50	137.40	0.00	29.40	214.06	43.50	31.10		2406.95	
HARDY	769.66	652.50	8.10	491.22	0.00	78.20	165.78	151.70	43.00		2360.16	
PENDLETON	652.31	110.20	21.00	393.20	0.00	34.80	170.92	108.50	4.80		1495.73	
TOTAL	2648.46	1470.20	46.60	1021.82	0.00	142.40	550.76	303.70	78.90		6262.84	
23RD CIRCUIT												
BERKELEY	931.17	209.99	271.68	1487.38	13.56	0.00	679.80	124.10	46.80		3764.47	
JEFFERSON	845.34	206.80	81.50	1326.22	10.22	12.00	443.67	112.10	138.10		3175.96	
MORGAN	421.00	158.30	24.70	159.40	0.00	28.40	95.50	66.36	0.00		953.66	
TOTAL	2197.51	575.09	377.88	2973.00	23.78	40.40	1218.97	302.56	184.90		7894.09	
24TH CIRCUIT												
WAYNE	519.92	154.10	94.40	423.99	43.89	5.70	40.50	396.05	4.50		1683.05	
TOTAL	519.92	154.10	94.40	423.99	43.89	5.70	40.50	396.05	4.50		1683.05	
25TH CIRCUIT												
BOONE	2286.53	908.08	174.70	703.08	79.90	14.80	113.48	180.50	51.30		4512.37	
LINCOLN	2070.77	832.90	100.80	604.88	35.80	36.00	74.70	0.00	50.80		3806.65	
TOTAL	4357.30	1740.98	275.50	1307.96	115.70	50.80	188.18	180.50	102.10		8319.01	

CIRCUIT COUNTY	PAROLE										TOTAL HOURS	
	FELONY	MISDEMEAN	MENTAL HYGIENE	JUVENILE	PATERNITY REVOCAT.	PROBAT.	TERMIN./ ABUSE	HABEAS/ SC	OTHER			
26TH CIRCUIT												
LEWIS	931.30	479.60	478.39	228.19	25.20	64.90	48.80	60.20	108.10			2424.68
UPSHUR	1895.30	502.60	191.80	670.98	2.10	93.09	292.30	83.20	106.90			3838.27
TOTAL	2826.60	982.20	670.19	899.17	27.30	157.99	341.10	143.40	215.00			6262.95
27TH CIRCUIT												
WYOMING	2015.37	1730.70	183.87	397.50	18.50	2.40	17.10	7.00	117.60			4490.04
TOTAL	2015.37	1730.70	183.87	397.50	18.50	2.40	17.10	7.00	117.60			4490.04
28TH CIRCUIT												
NICHOLAS	538.80	242.50	72.80	263.50	35.00	18.30	199.60	60.30	13.10			1443.90
TOTAL	538.80	242.50	72.80	263.50	35.00	18.30	199.60	60.30	13.10			1443.90
29TH CIRCUIT												
MASON	1440.03	543.79	213.10	566.99	0.00	19.50	155.60	66.53	26.10			3031.64
PUTNAM	1917.64	800.39	118.10	455.23	0.00	15.80	134.31	234.44	84.50			3760.41
TOTAL	3357.67	1344.18	331.20	1022.22	0.00	35.30	289.91	300.97	110.60			6792.05
30TH CIRCUIT												
MINGO	384.36	118.50	0.00	766.80	0.00	0.00	212.30	107.40	22.10			1611.46
TOTAL	384.36	118.50	0.00	766.80	0.00	0.00	212.30	107.40	22.10			1611.46
31ST CIRCUIT												
MONROE	533.70	442.90	29.10	185.90	8.80	19.80	99.30	0.00	0.00			1319.50
SUMMERS	813.61	214.90	23.10	252.20	0.00	40.90	51.00	0.00	36.70			1432.41
TOTAL	1347.31	657.80	52.20	438.10	8.80	60.70	150.30	0.00	36.70			2751.91
STATE TOTAL	79108.56	48509.60	7464.74	35427.97	1257.97	2406.78	13726.95	6534.99	3025.34			197462.91

**APPOINTED COUNSEL FEES PAID
BY CASE TYPE, BY CIRCUIT**

APPOINTED COUNSEL

TOTAL FEES PAID BY CASE TYPE FY 95



WV PUBLIC DEFENDER SERVICES
TOTAL APPOINTED COUNSEL FEES PAID BY CASE TYPE FY 95
 (IN DOLLARS)

CIRCUIT COUNTY	PAROLE										TOTAL FEES
	FELONY	MISDEMEAN	MENTAL HYGIENE	JUVENILE	PATERNITY	REVOCAT	ABUSE	HABEAS/ SC	OTHER	TOTAL	
1ST CIRCUIT											
BROOKE	15288.50	5860.00	5046.00	16899.90	0.00	1356.00	14181.50	2784.50	0.00	0.00	61416.40
HANCOCK	22900.50	10431.00	9767.70	41633.50	0.00	2739.50	5734.00	0.00	0.00	0.00	93206.20
OHIO	21949.50	25565.00	2565.00	43144.00	0.00	259.00	18999.00	4867.00	1909.50	1909.50	119258.00
TOTAL	60138.50	41856.00	17378.70	101677.40	0.00	4354.50	38914.50	7651.50	1909.50	1909.50	273880.60
2ND CIRCUIT											
MARSHALL	62419.50	9355.50	587.00	12558.00	99.00	736.50	2518.50	21850.00	2078.00	2078.00	112202.00
TYLER	6424.50	6171.50	462.50	5134.50	0.00	0.00	0.00	0.00	0.00	0.00	18193.00
WETZEL	11271.50	7680.00	1276.50	25642.00	0.00	0.00	896.00	1651.50	82.00	82.00	48499.50
TOTAL	80115.50	23207.00	2326.00	43334.50	99.00	736.50	3414.50	23501.50	2160.00	2160.00	178894.50
3RD CIRCUIT											
DODDRIDGE	18798.00	16283.50	691.00	5605.00	0.00	1562.00	1430.00	880.00	2100.00	2100.00	47349.50
PLEASANTS	22601.00	25339.00	4640.50	4990.00	0.00	2414.00	1475.00	2883.50	1874.50	1874.50	66217.50
RITCHIE	73081.00	21669.00	1331.00	6892.00	0.00	334.50	2025.50	3653.50	0.00	0.00	108986.50
TOTAL	114480.00	63291.50	6662.50	17487.00	0.00	4310.50	4930.50	7417.00	3974.50	3974.50	222553.50
4TH CIRCUIT											
WIRT	18043.50	16488.00	300.00	3305.50	0.00	1033.00	175.50	1335.00	766.50	766.50	41447.00
WOOD	234084.00	273851.00	20958.50	91046.00	3578.50	6549.00	25307.00	30763.50	10180.50	10180.50	696318.00
TOTAL	252127.50	290339.00	21258.50	94351.50	3578.50	7582.00	25482.50	32098.50	10947.00	10947.00	737765.00
5TH CIRCUIT											
CALHOUN	16144.00	11335.00	2184.50	7078.00	366.50	0.00	5351.00	9184.50	1534.50	1534.50	53178.00
JACKSON	60973.00	42996.00	4180.00	30641.00	201.00	281.00	23877.00	3810.00	1545.50	1545.50	168504.50
ROANE	34223.50	18314.00	3757.00	12069.50	230.50	0.00	14251.00	994.50	90.50	90.50	83930.50
TOTAL	111340.50	72645.00	10121.50	49788.50	798.00	281.00	43479.00	13989.00	3170.50	3170.50	305613.00

CIRCUIT COUNTY	PAROLE										TOTAL FEES	
	FELONY	MISDEMEAN	MENTAL HYGIENE	JUVENILE	PATERNITY	REVOCAT	TERMIN./ ABUSE	HABEAS/ SC	OTHER			
6TH CIRCUIT												
CABELL	171179.50	123716.50	58443.50	66023.00	2135.50	4940.50	32736.00	22298.00	9543.50			491016.00
TOTAL	171179.50	123716.50	58443.50	66023.00	2135.50	4940.50	32736.00	22298.00	9543.50			491016.00
7TH CIRCUIT												
LOGAN	72160.00	184913.85	1500.00	103577.00	5031.50	1635.50	35312.50	1986.50	5113.00			411229.85
TOTAL	72160.00	184913.85	1500.00	103577.00	5031.50	1635.50	35312.50	1986.50	5113.00			411229.85
8TH CIRCUIT												
MCDOWELL	53817.50	6279.00	2399.00	17695.00	512.00	0.00	447.00	3000.00	490.00			84639.50
TOTAL	53817.50	6279.00	2399.00	17695.00	512.00	0.00	447.00	3000.00	490.00			84639.50
9TH CIRCUIT												
MERCER	170560.00	44313.50	6038.00	91084.00	2308.00	4478.00	26873.00	7600.50	1652.50			354907.50
TOTAL	170560.00	44313.50	6038.00	91084.00	2308.00	4478.00	26873.00	7600.50	1652.50			354907.50
10TH CIRCUIT												
RALEIGH	118620.50	60028.00	24324.00	23519.50	166.50	2669.00	7847.50	4537.00	0.00			241712.00
TOTAL	118620.50	60028.00	24324.00	23519.50	166.50	2669.00	7847.50	4537.00	0.00			241712.00
11TH CIRCUIT												
GREENBRIER	68688.50	52047.00	6169.00	44130.50	3451.50	7368.50	8699.50	5220.00	4164.50			199939.00
POCAHONTAS	65408.00	25019.50	3910.00	23130.50	851.00	1116.50	8679.50	2191.50	5816.50			136123.00
TOTAL	134096.50	77066.50	10079.00	67261.00	4302.50	8485.00	17379.00	7411.50	9981.00			336062.00
12TH CIRCUIT												
FAYETTE	58937.50	7511.50	3049.00	16734.50	847.50	565.50	5711.00	18299.00	1010.00			105949.00
TOTAL	58937.50	7511.50	3049.00	16734.50	847.50	565.50	5711.00	18299.00	1010.00			112665.50

CIRCUIT COUNTY	PAROLE										TOTAL FEES
	FELONY	MISDEMEAN	MENTAL HYGIENE	JUVENILE	PATERNITY	REVOCAT	TERMIN./ ABUSE	HABEAS/ SC	OTHER	TOTAL	
13TH CIRCUIT											
KANAWHA	421685.11	382352.90	64960.20	129138.75	9459.50	14426.50	79456.74	8098.50	19483.50	1129061.70	
TOTAL	421685.11	382352.90	64960.20	129138.75	9459.50	14426.50	79456.74	8098.50	19483.50	1129061.70	
14TH CIRCUIT											
BRAXTON	43268.50	26097.00	4661.00	4621.50	0.00	478.00	631.00	0.00	2097.00	81854.00	
CLAY	36335.50	35789.50	743.00	13400.50	945.50	0.00	7057.50	4023.00	242.50	98537.00	
GILMER	24386.00	13868.50	1212.50	1331.50	0.00	0.00	1808.00	0.00	226.00	42832.50	
WEBSTER	21502.50	10522.50	324.50	9870.00	416.00	118.00	6564.50	380.00	0.00	49698.00	
TOTAL	125492.50	86277.50	6941.00	29223.50	1361.50	596.00	16061.00	4403.00	2565.50	272921.50	
15TH CIRCUIT											
HARRISON	205877.12	85406.25	282.00	127720.50	8456.00	6267.50	50582.50	3000.00	2549.00	490140.87	
TOTAL	205877.12	85406.25	282.00	127720.50	8456.00	6267.50	50582.50	3000.00	2549.00	490140.87	
16TH CIRCUIT											
MARION	193664.25	158368.25	8860.00	133822.00	992.00	16903.00	39246.00	17925.00	6366.50	576147.00	
TOTAL	193664.25	158368.25	8860.00	133822.00	992.00	16903.00	39246.00	17925.00	6366.50	576147.00	
17TH CIRCUIT											
MONONGALIA	93184.40	32045.55	17682.50	31693.00	405.00	749.50	24341.00	2352.50	7359.50	209812.95	
TOTAL	93184.40	32045.55	17682.50	31693.00	405.00	749.50	24341.00	2352.50	7359.50	209812.95	
18TH CIRCUIT											
PRESTON	54970.00	18584.00	4464.00	32497.50	1966.50	634.50	28316.50	12764.50	1908.00	156105.50	
TOTAL	54970.00	18584.00	4464.00	32497.50	1966.50	634.50	28316.50	12764.50	1908.00	156105.50	
19TH CIRCUIT											
BARBOUR	27321.00	20607.00	5573.50	11193.00	1590.00	1622.50	2025.50	0.00	1714.00	71646.50	
TAYLOR	28970.50	34475.00	6852.50	12795.00	415.50	469.00	1114.00	0.00	778.50	85870.00	
TOTAL	56291.50	55082.00	12426.00	23988.00	2005.50	2091.50	3139.50	0.00	2492.50	157516.50	

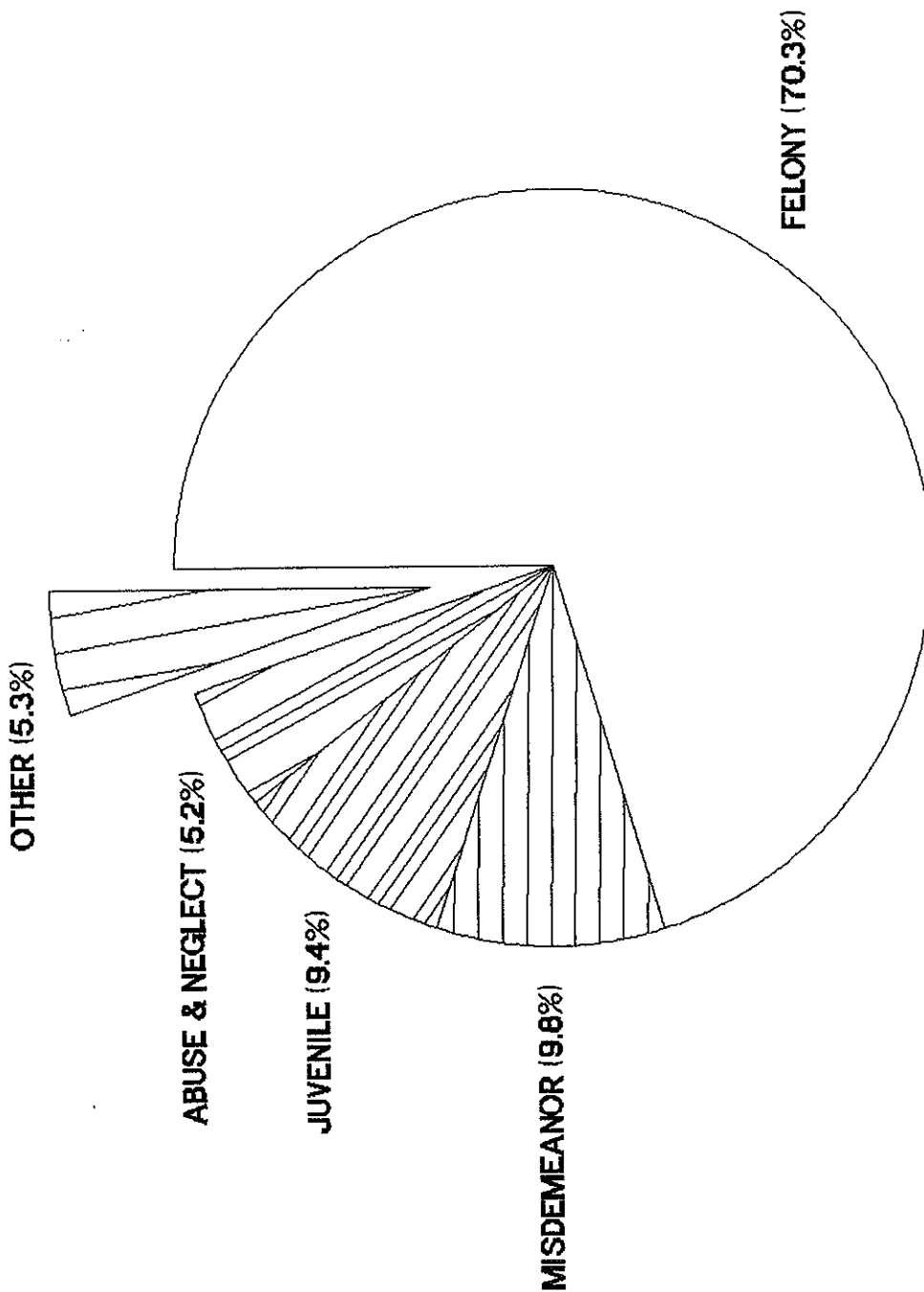
CIRCUIT COUNTY	PAROLE										TOTAL FEES
	FELONY	MISDEMEAN	MENTAL HYGIENE	JUVENILE	PATERNITY	REVOCAT	ABUSE	HABEAS/ SC	OTHER	TOTAL	
20TH CIRCUIT											
RANDOLPH	93327.00	48040.00	7618.50	46117.00	2129.00	2443.00	10322.50	3803.00	8140.00	221940.00	
TOTAL	93327.00	48040.00	7618.50	46117.00	2129.00	2443.00	10322.50	3803.00	8140.00	221940.00	
21ST CIRCUIT											
GRANT	49452.75	14022.00	366.50	12412.50	0.00	1030.00	2833.00	2946.00	0.00	83062.75	
MINERAL	93305.50	33233.00	1601.00	16815.00	449.50	5150.50	1487.00	1754.00	1599.50	153395.00	
TUCKER	23661.50	4633.50	518.00	3820.00	0.00	371.50	10263.50	0.00	892.50	44160.50	
TOTAL	166419.75	51888.50	2485.50	33047.50	449.50	6552.00	14583.50	4700.00	2492.00	282618.25	
22ND CIRCUIT											
HAMPSHIRE	62328.00	36119.50	1011.50	7009.00	0.00	1582.00	11072.50	1957.50	1619.50	122699.50	
HARDY	38073.50	31192.50	388.50	24819.00	0.00	3827.00	8266.00	6846.50	2059.00	115472.00	
PENDLETON	32100.00	5193.00	1119.00	19979.50	0.00	1676.00	9046.00	4932.50	216.00	74262.00	
TOTAL	132501.50	72505.00	2519.00	51807.50	0.00	7085.00	28384.50	13736.50	3894.50	312433.50	
23RD CIRCUIT											
BERKELEY	45678.50	10061.50	14163.50	73762.50	650.00	0.00	34133.00	5706.50	2118.00	186273.50	
JEFFERSON	40934.00	10134.00	4375.50	64814.00	500.00	578.00	22527.00	5204.50	6997.50	156064.50	
MORGAN	19841.50	7652.50	1353.50	7891.00	0.00	1358.00	5157.50	3000.00	0.00	46234.00	
TOTAL	106454.00	27848.00	19892.50	146467.50	1150.00	1936.00	61817.50	13911.00	9115.50	388592.00	
24TH CIRCUIT											
WAYNE	26533.00	7876.50	5040.00	21990.50	1911.50	336.50	1944.50	18080.50	212.50	83925.50	
TOTAL	26533.00	7876.50	5040.00	21990.50	1911.50	336.50	1944.50	18080.50	212.50	83925.50	
25TH CIRCUIT											
BOONE	113758.50	46664.50	9581.50	37110.50	3843.50	798.00	4117.00	8368.50	2544.50	226786.50	
LINCOLN	104636.50	41296.50	5404.00	31474.00	1775.00	1816.00	4039.50	0.00	2608.00	193049.50	
TOTAL	218395.00	87961.00	14985.50	68584.50	5618.50	2614.00	8156.50	8368.50	5152.50	419836.00	

CIRCUIT COUNTY	PAROLE										TOTAL FEES	
	FELONY	MISDEMEAN	MENTAL HYGIENE	JUVENILE	PATERNITY	REVOCAT	ABUSE	HABEAS/ SC	OTHER	TOTAL		
26TH CIRCUIT												
LEWIS	45392.50	23223.00	24864.00	11604.50	1188.00	3042.50	2396.00	2733.00	5386.50		119830.00	
UPSHUR	89091.10	24742.50	9687.00	34584.50	94.50	4465.00	14427.50	3818.00	5098.50		186008.60	
TOTAL	134483.60	47965.50	34551.00	46189.00	1282.50	7507.50	16823.50	6551.00	10485.00		305838.60	
27TH CIRCUIT												
WYOMING	96044.00	81648.00	9476.00	19749.50	878.50	114.00	819.50	325.00	5704.00		214758.50	
TOTAL	96044.00	81648.00	9476.00	19749.50	878.50	114.00	819.50	325.00	5704.00		214758.50	
28TH CIRCUIT												
NICHOLAS	26560.00	11912.50	3876.00	13915.50	1663.00	923.50	10356.00	2759.50	685.50		72651.50	
TOTAL	26560.00	11912.50	3876.00	13915.50	1663.00	923.50	10356.00	2759.50	685.50		72651.50	
29TH CIRCUIT												
MASON	68337.50	26006.50	10679.50	27340.50	0.00	997.50	7776.00	3000.00	1228.50		145366.00	
PUTNAM	86043.25	38873.50	6374.50	22761.50	0.00	735.00	6606.00	10845.50	4304.50		176543.75	
TOTAL	154380.75	64880.00	17054.00	50102.00	0.00	1732.50	14382.00	13845.50	5533.00		321909.75	
30TH CIRCUIT												
MINGO	19280.00	6072.50	0.00	37011.50	0.00	0.00	10511.50	4885.00	1034.50		78795.00	
TOTAL	19280.00	6072.50	0.00	37011.50	0.00	0.00	10511.50	4885.00	1034.50		78795.00	
31ST CIRCUIT												
MONROE	26014.50	21384.50	1501.50	9443.50	396.00	981.00	4684.50	0.00	0.00		64405.50	
SUMMERS	39221.50	10500.50	1381.50	13285.00	0.00	2002.50	2645.00	0.00	1737.50		70773.50	
TOTAL	65236.00	31885.00	2883.00	22728.50	396.00	2983.50	7329.50	0.00	1737.50		135179.00	
STATE TOTAL	3788352.98	2353766.30	399576.40	1758326.65	59903.50	115934.00	669101.24	289299.00	146862.50		9581122.57	

**APPOINTED COUNSEL EXPENSES PAID
BY CASE TYPE, BY CIRCUIT**

APPOINTED COUNSEL

TOTAL EXPENSES BY CASE TYPE FY 95



**WV PUBLIC DEFENDER SERVICES
 TOTAL APPOINTED COUNSEL EXPENSES BY CASE TYPE FY 1995
 (IN DOLLARS)**

CIRCUIT COUNTY	PAROLE											TOTAL
	FELONY	MISDEMEAN	MENTAL HYGIENE	JUVENILE	PATERNITY	REVOCAT.	ABUSE	SC	HABEAS/ SC	OTHER	TOTAL	
1ST CIRCUIT												
BROOKE	2000.33	170.54	13.21	1624.86	0.00	32.75	595.86	16.20	0.00	0.00	4453.75	
HANCOCK	3123.98	123.94	29.72	1602.75	0.00	88.76	484.27	0.00	0.00	0.00	5453.42	
OHIO	1640.11	699.17	99.28	7520.13	0.00	5.00	273.98	2052.28	27.83	0.00	12317.78	
TOTAL	6764.42	993.65	142.21	10747.74	0.00	126.51	1354.11	2068.48	27.83	0.00	22224.95	
2ND CIRCUIT												
MARSHALL	30992.05	298.78	17.25	296.36	0.00	51.30	56.69	1258.56	221.50	0.00	33192.49	
TYLER	1038.72	129.43	0.00	200.57	0.00	0.00	0.00	0.00	0.00	0.00	1368.72	
WETZEL	855.18	83.50	27.30	967.26	0.00	0.00	54.85	93.14	3.20	0.00	2084.43	
TOTAL	32885.95	511.71	44.55	1464.19	0.00	51.30	111.54	1351.70	224.70	0.00	36645.64	
3RD CIRCUIT												
DODDRIDGE	1468.00	1358.41	0.45	749.62	0.00	30.50	18.50	50.61	33.60	0.00	3709.69	
PLEASANTS	4476.04	4128.95	75.18	122.52	0.00	49.68	23.97	131.49	87.09	0.00	9094.92	
RITCHIE	9252.17	2080.08	0.00	101.84	0.00	0.00	790.00	83.39	0.00	0.00	12307.48	
TOTAL	15196.21	7567.44	75.63	973.98	0.00	80.18	832.47	265.49	120.69	0.00	25112.09	
4TH CIRCUIT												
WIRT	1763.91	808.44	0.00	196.52	0.00	107.24	0.00	0.00	31.29	0.00	2907.40	
WOOD	42098.39	15337.10	107.43	4832.51	30.35	178.63	2489.01	2489.77	347.46	0.00	67910.65	
TOTAL	43862.30	16145.54	107.43	5029.03	30.35	285.87	2489.01	2489.77	378.75	0.00	70818.05	
5TH CIRCUIT												
CALHOUN	1010.46	203.59	1.71	248.57	0.00	0.00	15.39	381.21	64.63	0.00	1925.56	
JACKSON	6871.60	2185.62	164.95	2113.20	7.41	8.13	1086.49	376.51	22.23	0.00	12836.14	
ROANE	2250.89	498.94	110.54	201.51	0.00	0.00	321.63	46.76	0.00	0.00	3430.27	
TOTAL	10132.95	2888.15	277.20	2563.28	7.41	8.13	1423.51	804.48	86.86	0.00	18191.97	

CIRCUIT COUNTY	PAROLE										TOTAL	
	FELONY	MISDEMEAN	MENTAL HYGIENE	JUVENILE	PATERNITY	REVOCAT.	PROBAT.	TERMIN./ ABUSE	HABEAS/ SC	OTHER		
6TH CIRCUIT												
CABELL	44830.30	5226.52	38.98	7303.99	13.68	33.06	321.95	3481.45	279.56	61529.49		
TOTAL	44830.30	5226.52	38.98	7303.99	13.68	33.06	321.95	3481.45	279.56	61529.49		
7TH CIRCUIT												
LOGAN	16700.08	8882.59	10.50	4207.96	142.79	23.39	1446.91	41.98	50.85	31507.05		
TOTAL	16700.08	8882.59	10.50	4207.96	142.79	23.39	1446.91	41.98	50.85	31507.05		
8TH CIRCUIT												
MCDOWELL	12440.08	8.80	0.00	240.67	0.00	0.00	0.00	51.00	0.00	12740.55		
TOTAL	12440.08	8.80	0.00	240.67	0.00	0.00	0.00	51.00	0.00	12740.55		
9TH CIRCUIT												
MERCER	44060.43	3997.95	52.35	8346.87	144.58	106.29	2498.17	2184.76	79.43	61470.83		
TOTAL	44060.43	3997.95	52.35	8346.87	144.58	106.29	2498.17	2184.76	79.43	61470.83		
10TH CIRCUIT												
RALEIGH	1106.85	1262.80	267.86	117.61	0.00	0.00	670.29	17.00	0.00	3442.41		
TOTAL	1106.85	1262.80	267.86	117.61	0.00	0.00	670.29	17.00	0.00	3442.41		
11TH CIRCUIT												
GREENBRIER	969.67	891.54	0.00	203.49	0.00	47.84	129.75	183.42	111.00	2536.71		
POCAHONTAS	4870.24	333.96	0.00	829.50	16.03	0.00	795.86	20.52	175.69	7041.80		
TOTAL	5839.91	1225.50	0.00	1032.99	16.03	47.84	925.61	203.94	286.69	9578.51		
12TH CIRCUIT												
FAYETTE	8360.87	259.41	15.12	448.04	14.00	12.45	295.87	438.89	32.04	9876.69		
TOTAL	8360.87	259.41	15.12	448.04	14.00	12.45	295.87	438.89	32.04	9876.69		

CIRCUIT COUNTY	PAROLE										TOTAL	
	FELONY	MISDEMEAN	MENTAL HYGIENE	JUVENILE	PATERNITY	REVOCAT.	ABUSE	HABEAS/ SC	OTHER	TOTAL		
13TH CIRCUIT												
KANAWHA	137973.48	11249.84	352.02	7647.33	331.52	731.12	14144.79	3040.55	2326.20	177796.85		
TOTAL	137973.48	11249.84	352.02	7647.33	331.52	731.12	14144.79	3040.55	2326.20	177796.85		
14TH CIRCUIT												
BRAXTON	4334.65	1561.63	47.40	77.24	0.00	4.00	81.34	0.00	77.74	6184.00		
CLAY	4495.30	543.05	0.00	536.50	5.84	0.00	382.79	133.86	0.87	6098.21		
GILMER	2438.48	415.60	84.01	13.75	0.00	0.00	76.80	0.00	0.00	3028.64		
WEBSTER	2155.67	224.86	0.00	307.94	32.60	15.09	289.92	0.00	0.00	3026.08		
TOTAL	13424.10	2745.14	131.41	935.43	38.44	19.09	830.85	133.86	78.61	18336.93		
15TH CIRCUIT												
HARRISON	25025.91	6121.90	0.00	995.75	132.88	305.93	1757.15	0.00	108.48	34448.00		
TOTAL	25025.91	6121.90	0.00	995.75	132.88	305.93	1757.15	0.00	108.48	34448.00		
16TH CIRCUIT												
MARION	18826.28	1833.72	0.00	1554.38	6.45	258.08	500.33	763.07	155.96	23898.27		
TOTAL	18826.28	1833.72	0.00	1554.38	6.45	258.08	500.33	763.07	155.96	23898.27		
17TH CIRCUIT												
MONONGALIA	6778.96	102.98	4.25	64.95	4.04	45.93	419.78	15.00	81.93	7517.82		
TOTAL	6778.96	102.98	4.25	64.95	4.04	45.93	419.78	15.00	81.93	7517.82		
18TH CIRCUIT												
PRESTON	4602.39	691.85	45.54	855.12	35.45	39.25	1258.82	541.37	24.27	8094.06		
TOTAL	4602.39	691.85	45.54	855.12	35.45	39.25	1258.82	541.37	24.27	8094.06		
19TH CIRCUIT												
BARBOUR	2161.54	306.75	69.18	12.65	4.25	63.66	1064.34	0.00	10.08	3692.45		
TAYLOR	168.00	75.25	0.00	0.40	0.00	0.00	76.19	0.00	0.00	319.84		
TOTAL	2329.54	382.00	69.18	13.05	4.25	63.66	1140.53	0.00	10.08	4012.29		

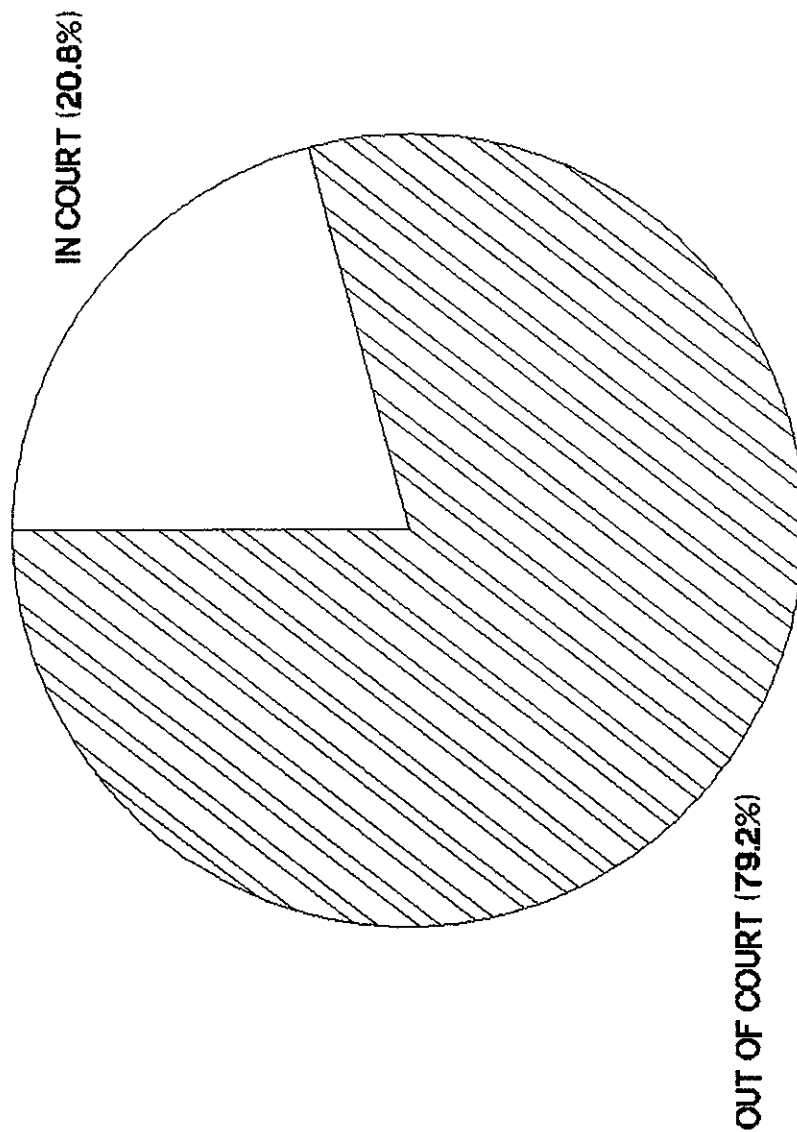
CIRCUIT COUNTY	PAROLE										TOTAL	
	FELONY	MISDEMEAN	MENTAL HYGIENE	JUVENILE	PATERNITY	REVOCAT.	ABUSE	TERMIN./ HABEAS/ SC	OTHER	TOTAL		
20TH CIRCUIT												
RANDOLPH	7602.50	1150.50	76.10	823.40	30.82	40.74	185.84	109.56	285.38	10304.84		
TOTAL	7602.50	1150.50	76.10	823.40	30.82	40.74	185.84	109.56	285.38	10304.84		
21ST CIRCUIT												
GRANT	3220.56	962.46	0.00	1761.47	0.00	0.00	0.00	13934.89	0.00	19879.38		
MINERAL	28103.74	412.53	0.00	231.82	0.00	29.75	51.25	0.00	3.25	28832.34		
TUCKER	7480.14	318.17	23.67	3995.94	0.00	13.68	288.68	0.00	34.18	12154.46		
TOTAL	38804.44	1693.16	23.67	5989.23	0.00	43.43	339.93	13934.89	37.43	60866.18		
22ND CIRCUIT												
HAMPSHIRE	12917.36	410.98	0.00	0.00	0.00	0.00	515.00	141.62	0.50	13985.46		
HARDY	4336.39	4362.61	14.56	3670.81	0.00	79.58	2467.75	316.97	35.15	15283.82		
PENDLETON	8709.26	199.00	11.80	454.05	0.00	88.32	742.17	145.03	0.00	10349.63		
TOTAL	25963.01	4972.59	26.36	4124.86	0.00	167.90	3724.92	603.62	35.65	39618.91		
23RD CIRCUIT												
BERKELEY	11354.13	201.18	699.67	9989.54	0.00	0.00	159.02	131.25	414.64	22949.43		
JEFFERSON	3417.73	258.84	107.29	1488.10	0.00	107.94	1779.84	437.04	88.70	7685.48		
MORGAN	940.47	105.10	27.11	141.79	0.00	78.54	688.36	177.91	0.00	2159.28		
TOTAL	15712.33	565.12	834.07	11619.43	0.00	186.48	2627.22	746.20	503.34	32794.19		
24TH CIRCUIT												
WAYNE	9370.54	766.67	20.76	593.89	0.00	10.83	77.93	115.39	0.00	10956.01		
TOTAL	9370.54	766.67	20.76	593.89	0.00	10.83	77.93	115.39	0.00	10956.01		
25TH CIRCUIT												
BOONE	50170.66	1653.71	1.83	726.12	0.00	0.00	1807.72	17.29	639.55	55016.88		
LINCOLN	28174.08	3492.74	93.36	987.63	74.09	47.65	5056.07	0.00	41.53	37967.15		
TOTAL	78344.74	5146.45	95.19	1713.75	74.09	47.65	6863.79	17.29	681.08	92984.03		

CIRCUIT COUNTY	PAROLE										TOTAL	
	FELONY	MISDEMEAN	MENTAL HYGIENE	JUVENILE	PATERNITY	REVOCAT.	ABUSE	TERMIN./ SC	HABEAS/ SC	OTHER		
26TH CIRCUIT												
LEWIS	3501.65	1138.23	1022.27	320.00	42.50	155.15	84.10	81.11	137.80	6482.81		
UPSHUR	6965.07	2455.84	82.21	407.01	6.21	1008.96	3671.61	350.19	101.13	15048.23		
TOTAL	10466.72	3594.07	1104.48	727.01	48.71	1164.11	3755.71	431.30	238.93	21531.04		
27TH CIRCUIT												
WYOMING	7444.30	1452.50	131.33	344.97	0.00	0.00	30.51	7.47	529.27	9940.35		
TOTAL	7444.30	1452.50	131.33	344.97	0.00	0.00	30.51	7.47	529.27	9940.35		
28TH CIRCUIT												
NICHOLAS	2800.12	265.62	53.20	115.20	57.50	82.51	245.58	37.24	13.00	3669.97		
TOTAL	2800.12	265.62	53.20	115.20	57.50	82.51	245.58	37.24	13.00	3669.97		
29TH CIRCUIT												
MASON	14873.54	1607.84	192.60	4325.46	0.00	163.46	91.73	54.78	5.97	21315.38		
PUTNAM	9214.51	561.46	139.71	1552.58	0.00	17.60	56.56	388.07	175.70	12106.19		
TOTAL	24088.05	2169.30	332.31	5878.04	0.00	181.06	148.29	442.85	181.67	33421.57		
30TH CIRCUIT												
MINGO	3188.15	69.62	0.00	3584.89	0.00	0.00	55.06	284.98	0.00	7182.70		
TOTAL	3188.15	69.62	0.00	3584.89	0.00	0.00	55.06	284.98	0.00	7182.70		
31ST CIRCUIT												
MONROE	2429.22	533.07	19.60	214.09	6.00	47.88	125.15	0.00	0.00	3375.01		
SUMMERS	2963.64	847.64	0.00	321.47	0.00	161.42	16.43	0.00	147.28	4457.88		
TOTAL	5392.86	1380.71	19.60	535.56	6.00	209.30	141.58	0.00	147.28	7832.89		
STATE TOTAL	680318.77	95323.80	4351.30	90592.59	1138.99	4372.09	50618.05	34623.58	7005.96	968345.13		

**APPOINTED COUNSEL IN COURT/OUT OF COURT HOURS
BY CIRCUIT**

APPOINTED COUNSEL

IN/OUT OF COURT TOTAL HOURS FY 95



**WEST VIRGINIA PUBLIC DEFENDER SERVICES
 APPOINTED COUNSEL HOURS
 IN/OUT COURT FY 1995**

COUNTY/ CIRCUIT	IN COURT	OUT OF COURT	TOTAL HOURS
1ST CIRCUIT			
BROOKE	274.08	974.59	1248.67
HANCOCK	414.70	1486.42	1901.12
OHIO	464.80	2004.19	2468.99
TOTAL	1153.58	4465.19	5618.77
2ND CIRCUIT			
MARSHALL	366.50	2094.44	2460.94
TYLER	66.70	311.00	377.70
WETZEL	166.80	856.81	1023.61
TOTAL	600.00	3262.26	3862.26
3RD CIRCUIT			
DODDRIDGE	184.70	735.17	919.87
PLEASANTS	260.91	1110.87	1371.77
RITCHIE	406.20	1835.19	2241.39
TOTAL	851.81	3681.22	4533.03
4TH CIRCUIT			
WIRT	150.20	713.40	863.60
WOOD	3067.00	11163.47	14230.47
TOTAL	3217.20	11876.87	15094.07
5TH CIRCUIT			
CALHOUN	331.30	703.20	1034.50
JACKSON	1077.10	2190.97	3268.07
ROANE	609.20	1013.73	1622.93
TOTAL	2017.60	3907.90	5925.50
PAGE 1			

COUNTY/ CIRCUIT	IN COURT	OUT OF COURT	TOTAL HOURS
6TH CIRCUIT CABELL TOTAL	3042.48 3042.48	6750.16 6750.16	9792.65 9792.65
7TH CIRCUIT LOGAN TOTAL	1793.60 1793.60	6584.11 6584.11	8377.71 8377.71
8TH CIRCUIT MCDOWELL TOTAL	360.00 360.00	1376.43 1376.43	1736.43 1736.43
9TH CIRCUIT MERCER TOTAL	1213.68 1213.68	6196.50 6196.50	7410.18 7410.18
10TH CIRCUIT RALEIGH TOTAL	768.50 768.50	4251.05 4251.05	5019.55 5019.55
11TH CIRCUIT GREENBRIER POCAHONTAS TOTAL	930.10 479.35 1409.45	3100.67 2392.93 5493.60	4030.77 2872.27 6903.05
12TH CIRCUIT FAYETTE TOTAL PAGE 2	426.60 426.60	1887.50 1887.50	2314.10 2314.10

COUNTY/ CIRCUIT	IN COURT	OUT OF COURT	TOTAL HOURS
13TH CIRCUIT KANAWHA TOTAL	4955.78 4955.78	18447.59 18447.59	23403.36 23403.36
14TH CIRCUIT BRAXTON CLAY GILMER WEBSTER TOTAL	428.70 455.80 147.90 191.40 1223.80	1226.12 1593.29 738.20 838.10 4395.71	1654.82 2049.09 886.10 1029.50 5619.51
15TH CIRCUIT HARRISON TOTAL	1612.80 1612.80	8666.86 8666.86	10279.66 10279.66
16TH CIRCUIT MARION TOTAL	1968.99 1968.99	10727.05 10727.05	12696.04 12696.04
17TH CIRCUIT MONONGALIA TOTAL	1079.68 1079.68	3211.91 3211.91	4291.59 4291.59
18TH CIRCUIT PRESTON TOTAL	670.40 670.40	2512.98 2512.98	3183.38 3183.38
19TH CIRCUIT BARBOUR TAYLOR TOTAL PAGE 3	300.30 333.30 633.60	1158.38 1426.79 2585.17	1458.68 1760.09 3218.77

COUNTY/ CIRCUIT	IN COURT	OUT OF COURT	TOTAL HOURS
20TH CIRCUIT RANDOLPH TOTAL	663.90 663.90	4002.80 4002.80	4666.70 4666.70
21ST CIRCUIT GRANT MINERAL TUCKER TOTAL	242.50 420.60 107.20 770.30	1559.75 2845.70 829.56 5235.01	1802.25 3266.29 936.76 6005.31
22ND CIRCUIT HAMPSHIRE HARDY PENDLETON TOTAL	719.10 463.23 361.83 1544.16	1687.84 1896.93 1133.90 4718.68	2406.94 2360.16 1495.73 6262.84
23RD CIRCUIT BERKELEY JEFFERSON MORGAN TOTAL	879.59 659.60 228.40 1767.59	2884.89 2516.36 725.26 6126.50	3764.47 3175.96 953.66 7894.09
24TH CIRCUIT WAYNE TOTAL	419.70 419.70	1263.35 1263.35	1683.05 1683.05
25TH CIRCUIT BOONE LINCOLN TOTAL PAGE 4	1360.00 1087.50 2447.50	3152.36 2719.15 5871.51	4512.36 3806.65 8319.01

COUNTY/ CIRCUIT	IN COURT	OUT OF COURT	TOTAL HOURS
26TH CIRCUIT			
LEWIS	536.10	1888.58	2424.68
UPSHUR	827.59	3010.68	3838.27
TOTAL	1363.69	4899.26	6262.95
27TH CIRCUIT			
WYOMING	694.08	3795.96	4490.04
TOTAL	694.08	3795.96	4490.04
28TH CIRCUIT			
NICHOLAS	383.80	1060.10	1443.90
TOTAL	383.80	1060.10	1443.90
29TH CIRCUIT			
MASON	447.10	2584.54	3031.64
PUTNAM	740.10	3020.31	3760.41
TOTAL	1187.20	5604.85	6792.05
30TH CIRCUIT			
MINGO	328.10	1283.36	1611.46
TOTAL	328.10	1283.36	1611.46
31ST CIRCUIT			
MONROE	251.40	1068.10	1319.50
SUMMERS	322.50	1109.91	1432.41
TOTAL	573.90	2178.01	2751.91
STATE TOTAL	41143.48	156319.43	197462.91

**NUMBER OF DIRECT EXPENSES
BY CASE TYPE, BY CIRCUIT**

**WV PUBLIC DEFENDER SERVICES
 TOTAL DIRECT EXPENSE CLAIMS PAID BY CASE TYPE FY 95**

CIRCUIT/ COUNTY	FELONY	MISDEMEAN	MENTAL		JUVENILE	PATERNITY	PAROLE/ PROBAT. REVOCAT.	TERMIN./ ABUSE	HABEAS SC	OTHER	TOTAL CLAIMS
			HYGIENE	HYGIENE							
1ST CIRCUIT											
BROOKE	3	0	0	0	4	0	0	1	0	0	8
HANCOCK	3	0	0	0	0	0	0	0	0	0	3
OHIO	0	0	0	0	1	0	0	0	0	0	1
TOTAL	6	0	0	0	5	0	0	1	0	0	12
2ND CIRCUIT											
MARSHALL	0	0	0	0	0	0	0	0	0	0	0
TYLER	0	0	0	0	0	0	0	0	0	0	0
WETZEL	1	0	0	0	0	0	0	0	0	0	1
TOTAL	1	0	0	0	0	0	0	0	0	0	1
3RD CIRCUIT											
DODDRIDGE	0	0	0	0	1	0	0	0	0	0	1
PLEASANTS	3	1	0	0	0	0	0	0	0	0	4
RITCHIE	1	3	0	0	0	0	0	0	0	0	4
TOTAL	4	4	0	0	1	0	0	0	0	0	9
4TH CIRCUIT											
WIRT	2	0	0	0	0	0	0	0	0	0	2
WOOD	5	8	0	0	5	0	3	0	0	0	21
TOTAL	7	8	0	0	5	0	3	0	0	0	23
5TH CIRCUIT											
CALHOUN	0	0	0	0	0	0	0	0	0	0	0
JACKSON	10	2	0	0	3	0	0	2	0	0	17
ROANE	2	0	0	0	0	0	0	0	0	0	2
TOTAL	12	2	0	0	3	0	2	0	0	0	19

CIRCUIT/ COUNTY	FELONY	MISDEMEAN	MENTAL HYGIENE	JUVENILE	PATERNITY	PAROLE/ PROBAT.		TERMIN./ ABUSE	HABEAS SC		OTHER	TOTAL CLAIMS
						REVOCAT.	REVOCAT.		SC	SC		
6TH CIRCUIT CABELL TOTAL	30 30	1 1	0 0	5 5	0 0	0 0	0 0	0 0	0 0	0 0	0 0	36 36
7TH CIRCUIT LOGAN TOTAL	8 8	4 4	0 0	3 3	0 0	0 0	0 0	0 0	0 0	0 0	0 0	15 15
8TH CIRCUIT MCDOWELL TOTAL	1 1	0 0	0 0	0 0	0 0	0 0	0 0	0 0	0 0	0 0	0 0	1 1
9TH CIRCUIT MERCER TOTAL	14 14	2 2	0 0	4 4	0 0	0 0	0 0	1 1	0 0	0 0	0 0	21 21
10TH CIRCUIT RALEIGH TOTAL	1 1	0 0	0 0	0 0	0 0	0 0	0 0	0 0	0 0	0 0	0 0	1 1
11TH CIRCUIT GREENBRIER POCAHONTAS TOTAL	0 3 3	0 0 0	0 0 0	0 0 0	0 0 0	0 0 0	0 0 0	0 0 0	0 0 0	0 0 0	0 0 0	0 3 3
12TH CIRCUIT FAYETTE TOTAL	4 4	0 0	0 0	0 0	0 0	0 0	0 0	0 0	0 0	0 0	0 0	4 4

CIRCUIT/ COUNTY	FELONY	MISDEMEAN	MENTAL		JUVENILE	PATERNITY	PAROLE/ PROBAT.		TERMIN./ ABUSE	HABEAS		TOTAL CLAIMS
			HYGIENE	HYGIENE			REVOCAT.	SC		OTHER		
13TH CIRCUIT KANAWHA TOTAL	113 113	9 9	0 0	0 0	0 0	1 1	1 1	9 9	1 1	1 1	135 135	
14TH CIRCUIT BRAXTON CLAY GILMER WEBSTER TOTAL	4 2 2 0 8	0 0 0 0 0	0 0 0 0 0	0 0 0 0 0	0 0 0 0 0	0 0 0 0 0	0 0 0 0 0	0 0 0 0 0	0 0 0 0 0	0 0 0 0 0	4 2 2 0 8	
15TH CIRCUIT HARRISON TOTAL	5 5	1 1	0 0	1 1	0 0	0 0	0 0	0 0	0 0	0 0	7 7	
16TH CIRCUIT MARION TOTAL	6 6	0 0	0 0	0 0	0 0	0 0	0 0	0 0	0 0	0 0	6 6	
17TH CIRCUIT MONONGALIA TOTAL	1 1	0 0	0 0	0 0	0 0	0 0	0 0	1 1	0 0	0 0	2 2	
18TH CIRCUIT PRESTON TOTAL	1 1	0 0	0 0	0 0	0 0	0 0	0 0	0 0	0 0	0 0	1 1	
19TH CIRCUIT BARBOUR TAYLOR TOTAL	1 0 1	0 0 0	0 0 0	0 0 0	0 0 0	0 0 0	0 0 0	1 0 1	0 0 0	0 0 0	2 0 2	

CIRCUIT/ COUNTY	PAROLE/ PROBATION/REVOCAT.										TOTAL CLAIMS	
	FELONY	MISDEMEAN	MENTAL HYGIENE	JUVENILE	PATERNITY	REVOCAT.	ABUSE	HABEAS SC	OTHER			
20TH CIRCUIT												
RANDOLPH	3	0	0	1	0	0	0	0	0	0	0	4
TOTAL	3	0	0	1	0	0	0	0	0	0	0	4
21ST CIRCUIT												
GRANT	0	0	0	1	0	0	0	0	4	0	0	5
MINERAL	10	0	0	0	0	0	0	0	0	0	0	10
TUCKER	2	0	0	1	0	0	0	0	0	0	0	3
TOTAL	12	0	0	2	0	0	0	0	4	0	0	18
22ND CIRCUIT												
HAMPSHIRE	1	0	0	0	0	0	0	0	0	0	0	1
HARDY	1	4	0	2	0	0	0	1	0	0	0	8
PENDLETON	4	0	0	0	0	0	0	0	0	0	0	4
TOTAL	6	4	0	2	0	0	0	1	0	0	0	13
23RD CIRCUIT												
BERKELEY	2	0	0	2	0	0	0	0	0	0	0	4
JEFFERSON	4	0	0	0	0	0	0	2	1	0	0	7
MORGAN	1	0	0	0	0	0	0	2	0	0	0	3
TOTAL	7	0	0	2	0	0	0	4	1	0	0	14
24TH CIRCUIT												
WAYNE	6	1	0	0	0	0	0	0	0	0	0	7
TOTAL	6	1	0	0	0	0	0	0	0	0	0	7
25TH CIRCUIT												
BOONE	28	4	0	1	0	0	0	1	0	0	1	35
LINCOLN	34	4	0	1	0	0	0	3	0	0	0	42
TOTAL	62	8	0	2	0	0	0	4	0	0	1	77

CIRCUIT/ COUNTY	PAROLE/ PROBATION/REVOCAT.											TOTAL CLAIMS			
	FELONY	MISDEMEAN	MENTAL HYGIENE	JUVENILE	PATERNITY	REVOCAT.	ABUSE	HABEAS SC	OTHER						
26TH CIRCUIT															
LEWIS	2	1	0	0	0	0	0	0	0	0	0	0	0	0	3
UPSHUR	6	1	0	0	0	0	0	0	4	0	0	0	0	0	11
TOTAL	8	2	0	0	0	0	0	0	4	0	0	0	0	0	14
27TH CIRCUIT															
WYOMING	0	0	0	0	0	0	0	0	0	0	0	0	0	0	0
TOTAL	0	0	0	0	0	0	0	0	0	0	0	0	0	0	0
28TH CIRCUIT															
NICHOLAS	2	0	0	0	0	0	0	0	0	0	0	0	0	0	2
TOTAL	2	0	0	0	0	0	0	0	0	0	0	0	0	0	2
29TH CIRCUIT															
MASON	5	1	0	1	0	0	0	0	0	0	0	0	0	0	7
PUTNAM	4	0	0	0	0	0	0	0	0	0	0	0	0	0	4
TOTAL	9	1	0	1	0	0	0	0	0	0	0	0	0	0	11
30TH CIRCUIT															
MINGO	1	0	0	3	0	0	0	0	0	0	0	0	0	0	4
TOTAL	1	0	0	3	0	0	0	0	0	0	0	0	0	0	4
31ST CIRCUIT															
MONROE	1	0	0	0	0	0	0	0	0	0	0	0	0	0	1
SUMMERS	1	0	0	0	0	0	0	0	0	0	0	0	0	0	1
TOTAL	2	0	0	0	0	0	0	0	0	0	0	0	0	0	2
STATE TOTAL	344	47	0	40	1	1	31	6	2	472					