


WEST VIRGINIA PUBLIC DEFENDER SERVICES

**ANNUAL REPORT
FISCAL YEAR 2010-2011**



**RUSSELL S. COOK
ACTING EXECUTIVE DIRECTOR**

TABLE OF CONTENTS

WV PUBLIC DEFENDER SERVICES	1
PURPOSE	1
INTRODUCTION	1
AGENCY MISSION	1
CUSTOMER SERVICE	1
GOALS/OBJECTIVES/TRAINING	2
INDIGENT DEFENSE COMMISSION	3
APPOINTED COUNSEL SYSTEM	4
PUBLIC DEFENDER CORPORATION SYSTEM	4
West Virginia Public Defender Services Employee Listing	9
PUBLIC DEFENDER SERVICES FINANCIAL DATA	10
APPOINTED COUNSEL & PUBLIC DEFENDER STATISTICAL SUMMARY	16
APPENDIX A: APPOINTED COUNSEL STATISTICS	20
AC HOURS PAID BY CASE TYPE	31
AC FEES PAID BY CASE TYPE	37
AC EXPENSES PAID BY CASE TYPE	44
AC EXPENSES PAID BY CATEGORY	51
AC DIRECT EXPENSE CLAIMS BY CASE TYPE	57
AC HOURS PAID IN COURT/OUT OF COURT	63
AC CLAIMS PAID BY CASE TYPE	69
AC AVERAGE COST BY PRIMARY CHARGE	75
APPENDIX B: PUBLIC DEFENDER CORPORATIONS STATISTICAL INFORMATION	79
PD CORPORATIONS BOARD OF DIRECTORS CHAIRPERSONS	80
PDS GRANTS TO PUBLIC DEFENDER CORPORATIONS	82
PD HOURS WORKED BY ATTORNEY, BY MONTH	83
PD HOURS WORKED BY CASE TYPE BY ATTORNEY	91
PD HOURS WORKED BY ATTORNEY IN COURT / OUT OF COURT / ADMINISTRATIVE / DRUG COURT	97
PD CORPORATIONS CASES AND CHARGES REPRESENTED, OPENED, AND CLOSED BY CASE TYPE	103
APPENDIX C: APPOINTED COUNSEL / PUBLIC DEFENDER COMPARISONS	112
PD & AC COMPARISON OF REPRESENTED CASES	113

PD & AC COMPARISON OF OPEN CASES	133
PD & AC COMPARISON OF CLOSED CASES	153
APPENDIX D: APPOINTED COUNSEL INDEX PAYEE TOTAL FOR FISCAL YEAR 2011	173
APPOINTED COUNSEL FEES & EXPENSES PAID BY PAYEE TOTAL CLAIMS IN DESCENDING ORDER	174
APPOINTED COUNSEL FEES & EXPENSES PAID BY PAYEE ALPHABETICAL ORDER	196

Figure 1: Map of Current Public Defender Corporations

6

WV PUBLIC DEFENDER SERVICES

ANNUAL REPORT FISCAL YEAR 2010-2011

PURPOSE

Pursuant to the requirements of West Virginia Code §5-1-20, Public Defender Services, an Agency of the Executive Branch, submits this report for fiscal year 2010-2011 to his Excellency, Governor Earl Ray Tomblin and to the West Virginia Legislature. This report describes the agency's activities during fiscal year 2010-2011.

INTRODUCTION

Although local practices vary widely, for billing and statistical purposes, PDS defines a “case” as any matter, regardless of how it initially arose, which is resolved in one proceeding or a closely related series of proceedings. Because separate case numbers may be assigned when charges are first brought, one “case” for our purposes may be assigned several case numbers in magistrate or circuit court. Appointed (private) counsel data is shown as claims submitted. Absent supplemental and direct expense vouchers (providers of services other than attorneys appointed) this number corresponds closely to numbers of cases.

In the interest of accurate reporting, both private counsel and Public Defender data are shown in a variety of ways. Although the two systems cannot be compared precisely, it is clear that Public Defender operations have been more cost effective and efficient since 1990.

AGENCY MISSION

Public Defender Services was established July 1, 1981, by West Virginia Code §29-21-1, et seq., and is responsible for administering the provision of legal representation to indigent persons as required by the Sixth Amendment to the United States Constitution and by Article III, Section 14 of the West Virginia Constitution. The Executive Director, appointed by the Governor, by and with the advice and consent of the West Virginia Senate, is responsible for the administration of the appointed counsel system; the Public Defender Corporation system; the Public Defender Services appellate division; and the Criminal Law Research Center within Public Defender Services. The Executive Director also serves as the chair of the Indigent Defense Commission.

CUSTOMER SERVICE

PDS' responsibility is to see that clients are properly represented. In that sense, the paramount goal is to serve each client. Secondarily, however, PDS tries to ensure that lawyers and service providers in the private sector are paid reasonably and timely, as well as funding full-time Public Defender offices adequately to maintain their effectiveness and efficiency.

For private providers, PDS corrects billings so as to avoid returns by the State Auditor's office. Within the constraints of a limited staff the goal is to process vouchers within five business days.

In Fiscal Year 2011, PDS paid in excess of \$26.3 million dollars on 34,180 claims. For Appointed counsel claims, two time periods for submission of claims are in effect. For work completed prior on or before June 30, 2008, claims must have been submitted prior to January 1, 2009. For work completed on or after July 1, 2008, claims must be submitted within 90 calendar days after the last date of service.

GOALS/OBJECTIVES/TRAINING

The agency's paramount goal is to see that indigent persons are properly represented. In that sense, every objective and every performance measure is designed to further that overriding goal.

The primary objective to further the paramount goal relates to funding. Except for the appellate section (one attorney; See Appellate Advocacy section below), PDS does not represent clients but rather funds (See Voucher Processing and Public Defender sections, below) and assists representation (see Criminal Law Research Center section below). The Indigent Defense Commission (see below) provides assistance to the Executive Director in meeting the agency's goals and objectives for indigent defense.

PDS makes every effort to see that private attorneys are paid in a timely and reasonable manner within the limits of available funding allotments and through funding contracts maintains effective and efficient full-time Public Defender Offices.

INDIGENT DEFENSE COMMISSION

The Indigent Defense Commission was established July 1, 2008 pursuant to H.B. 4022, enacted during the 2008 legislative session (See W.Va. Code §29-21-3b). The Commission members are appointed by the Governor and are charged with a number of advisory and oversight duties. A list of current serving members can be found below.

Table 1: Indigent Defense Commission

The Honorable Andrew A. MacQueen , Esq. Retired Circuit Judge	Term ending 06/30/2013
William B. Richardson , Esq. Attorney, 1 st Congressional District	Term ending 06/30/2013
Joseph M. Ward , Esq. Attorney, 2 nd Congressional District	Term ending 06/30/2010
Robert E. Richardson , Esq. Attorney, 3 rd Congressional District	Term ending 06/30/2010
Adrienne Worthy Non-Lawyer	Term ending 06/30/2011
Vacant Mental Illness Advocate	Term ending 06/30/2011
Cathryn S. Nogay , Esq. Abuse and Neglect Attorney	Term ending 06/30/2012
Deborah A. Lawson , Esq. Chief Defender	Term ending 06/30/2012
Russell S. Cook , Esq. Acting Executive Director of PDS	Non-expiring Term

Pursuant to the statute, on January 15, 2009, the Commission submitted its first report to the Legislature on the “feasibility and need for the creation of additional public defender offices; the activation of public defender corporations; the formation of multi-circuit or regional public defender corporations; or the dissolution of public defender corporations...”.

The report submitted on January 15, 2009, made the following five recommendations:

- Activations of Public Defender corporations in the 4th, 16th, 17th, and 26th Judicial Circuits (effective July 1, 2009 or sooner);
- Increase the hourly rate of compensation to private appointed counsel (effective July 1, 2009 or sooner);
- The WV Supreme Court and State Bar should advise the Legislature annually as to needed changes and improvements to the indigent defense system, including recommending hourly rates for private counsel;
- PDS should devise a system to alert judges to private counsel billings which appear to be consistently higher than average and local panels of attorneys should be defined; and

- Indigent defense lawyers to be required to complete a minimum number of relevant CLE hours.

Of these recommendations, PDS has been able to implement the fourth item, i.e., report of private counsel billing. The remaining recommendations require action by the Legislature, The Supreme Court of Appeals, or the West Virginia State Bar.

APPOINTED COUNSEL SYSTEM

The appointed counsel system is comprised of private attorneys and operates in all 55 counties of West Virginia. Approximately 800 private counsel and service providers are reimbursed annually by PDS for fees and expenses incurred in the representation of indigents in criminal matters.

In December 1987, Millard Jewell, a Mingo County attorney whose case load was composed of 30 percent appointed cases, filed suit in the West Virginia Supreme Court. The Court appointed a Special Master and evidentiary hearings were held at three locations in the state. In July 1989, the Court found certain aspects of the indigent defense system unconstitutional. The Court required the Legislature to increase appointed counsel rates from \$20/\$25 per hour to \$45/\$65 per hour, and to raise the fee cap to \$3,000. During the 1990 Regular Session of the Legislature, these mandates were enacted into W.Va. Code §29-21-13a and became effective July 1, 1990. This action more than doubled the costs of the appointed counsel system.

Using appropriated, re-appointed and supplemental funds for fiscal year 2010-2011, PDS processed **\$26,301,225.60** in payments for **34,180** claims by appointed counsel and other providers. Because all funds were exhausted the previous fiscal year, these figures represent approximately payments made from non-abuse and neglect vouchers received from March 17, 2010 to May 19, 2011 and abuse and neglect vouchers received from May 29, 2010 to June 9, 2011. The agency received a supplemental appropriation from the Legislature, (\$11.5 million dollars) during Fiscal Year 2011. The accrued liability reported to the agency was approximately **\$6,694,871.70** dollars which carries over to fiscal year 2012. The average hourly appointed counsel cost was **\$52.30** and the average appointed counsel cost per claim was **\$769.49**. Appointed Counsel statistical information is found in **Appendix A**.

PUBLIC DEFENDER CORPORATION SYSTEM

The Public Defender corporation system is the alternative to the appointed counsel system. As full-time practitioners in criminal law, defenders do not need to research issues as often as private counsel who only occasionally do criminal work. In addition, Public Defenders do not charge an hourly rate so they are not paid extra for travel time or for time awaiting hearings.

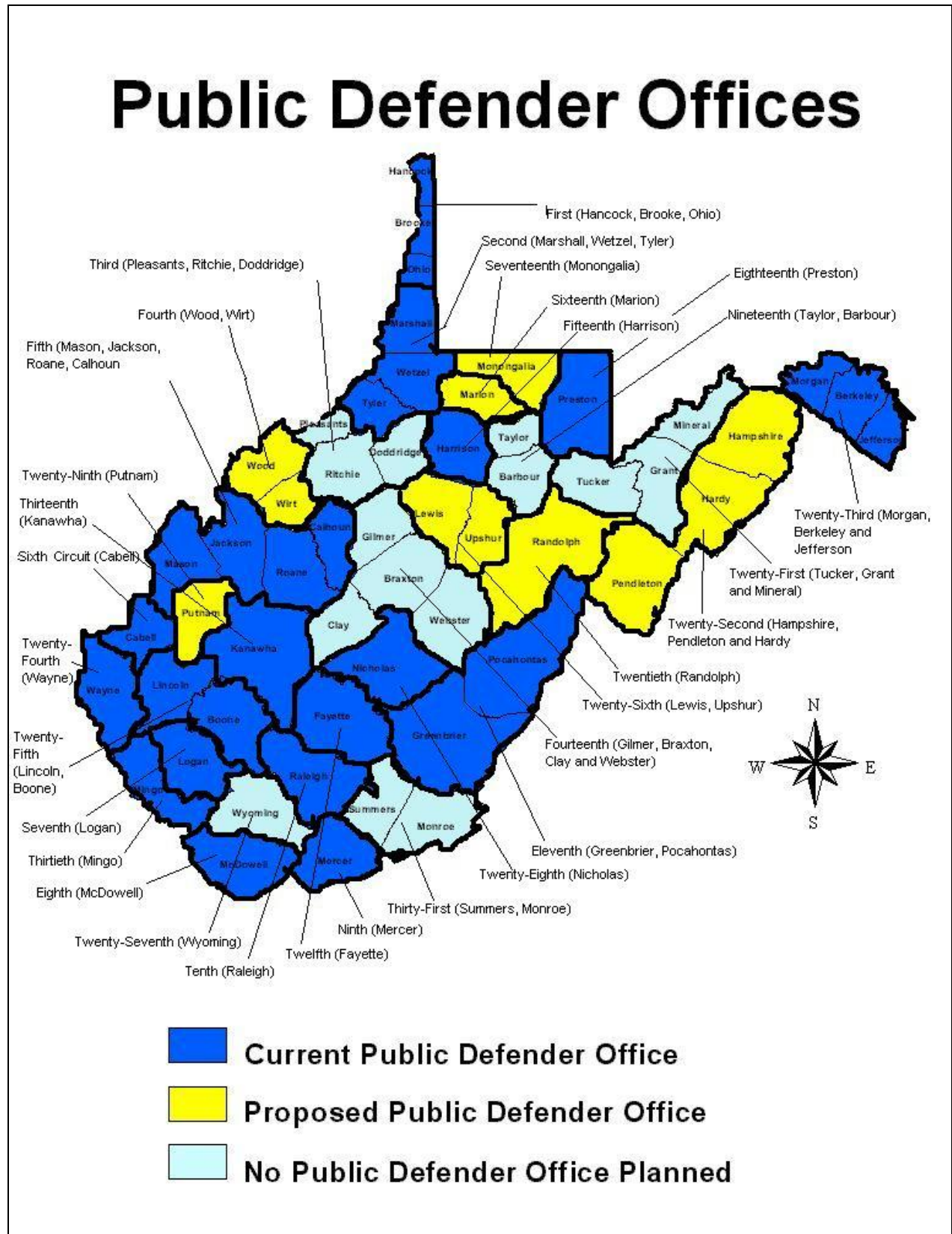
Each office operates as a non-profit Corporation with its own board of directors. Each Corporation receives funding from Public Defender Services.

Prior to fiscal year 1990-1991, Public Defender Corporation offices operated in the 2nd, 10th, 23rd/31st (combined), and 28th Judicial Circuits. During fiscal year 1989-1990, the 1st, 8th, 12th, 13th, and 30th Circuits opened Public Defender offices. In fiscal year 1990-1991, the 7th and 9th Circuit offices opened. In fiscal year 1994-1995, the 6th and 24th Circuit offices opened. In fiscal year 1995-1996, the 5th Circuit offices opened. In fiscal year 1999-2000, the 11th and 25th Circuit offices opened, and in fiscal year 2000-2001, the 18th Circuit office opened.

The 1st Circuit offices are located in Wheeling and Weirton; the 2nd Circuit, in Moundsville; the 5th Circuit, in Ripley and Spencer; the 6th Circuit, in Huntington; the 7th Circuit, in Logan; the 8th Circuit, in Welch; the 9th Circuit, in Princeton; the 10th Circuit, in Beckley; the 11th Circuit, in Lewisburg and Marlinton; the 12th Circuit, in Fayetteville; the 13th Circuit, in Charleston; the 15th Circuit, in Clarksburg; the 18th Circuit, in Kingwood; the 23rd Circuit, in Martinsburg and Charles Town; the 24th Circuit, in Wayne; the 25th Circuit, in Madison and Hamlin; the 28th Circuit, in Summersville; the 30th Circuit, in Williamson. During fiscal year 2011 the system employed 132 attorneys and 84.5 staff employees. The **Figure** below shows the circuits and counties that currently have Public Defender Corporations.

During fiscal year 2010-2011, the Corporations provided representation in **61,530** judicial proceedings; pursuant to contracts, Public Defender Services issued disbursements totaling **\$18,417,158.00** to and on behalf of Public Defender Corporations. The average hourly cost was **\$72.66** and the average cost per case closed was **\$645.22**. Full Public Defender statistical, grant, and board composition information can be found under **Appendix B**.

Figure 1: Map of Current Public Defender Corporations



The Criminal Law Research Center (2 FTE's)

By statute the Research Center is charged with producing legal materials and providing and coordinating legal education programs and services useful to West Virginia criminal law practitioners.

CLRC PUBLICATIONS INCLUDE:

- **WV Criminal Law Digest** (up to the 11th Edition) (Summarizes WV Supreme Court Opinions)
- **WV Criminal Jury Instructions Manual** (6th Edition)
- **WV Criminal Defense Motion Manual** (2nd Edition)
- **WV Criminal Defense Litigation Manual** (2nd Edition)
- **The Defender** (A quarterly newsletter which includes US and WV cases and commentary and other related matters)
- **E-mail alerts** of recent cases

These publications save time for practitioners, as well as money for the State, by eliminating unnecessary research billing by private attorneys; they are available for minimal cost on CD and in hard copy and with many free on the WVPDS website www.wvpds.org.

In Fiscal Year 2011, the Criminal Law Research Center sponsored multiple continuing legal education ("CLE") programs in Beckley, Charleston, Morgantown, and Wheeling and organized and presented the 2011 Annual Public Defender Conference on June 16-17, 2011 at Glade Springs, which was attended by nearly 200 criminal defense practitioners and staff. All of these sessions were open to full-time public defenders and private criminal defense attorneys. These sessions provided continuing legal education to approximately 347 attendees. These seminars were provided at low-or-no-cost to all attendees.

In addition, the CLRC coordinated numerous in-house training sessions for attorneys in public defender offices throughout the State; continued the WVPDS New Attorney Training program in February 2011, a two-day session designed to provide new public defenders with many of the necessary tools for their practice, and sponsored a training session addressing the Revised Rules of Appellate Proceeding.

The CLRC maintains a video and DVD library of CLE programs available to practitioners at minimal cost.

The Appellate Advocacy Division (3FTE's)

Public Defender Services is required by statute to have an appellate division. Because of limited funding, only one full-time attorney position was authorized with a paralegal and secretary to assist. The division accepts appeals in both private appointed counsel and full-time Public

Defender cases. Most appeals are accepted because of conflicts with local counsel or unique circumstances which require appointment of counsel outside the local Circuit or county.

In fiscal year 2011, the Division filed thirteen notices of appeal, two habeas petitions, two motions for reconsideration or correction of sentence, and eight appellate briefs with the West Virginia Supreme Court of Appeals. The Division opened nine new cases and closed sixteen cases in fiscal year 2011.

The Accounting and Voucher Processing Division (7 FTE's)

This division prepares all financial reports for the agency, including budget documents, payroll and benefits, central office expenditures, Public Defender expenditures and private appointed counsel expenditures. The division is also responsible for preparing budget requests and monitoring expenditure schedules, as well as reporting for the Comprehensive Annual Financial Report, and works with the Legislative Committee on Special Investigations to investigate allegations of fraud in voucher submissions.

More importantly, the division processes approximately **34,180** claims from private counsel and other service providers, checking for legal compliance as well as for routine errors. The agency reduces claimed amounts of payment when appropriate, resulting in a savings of **\$653,425.75** in fiscal year 2011. Extensive statistical reporting is maintained, and **797** reports are produced for payees at the end of the calendar year.

The Administration/Public Defender Operations Division (3 FTE's)

This division maintains all routine offices processes, including payment of central office bills, purchasing equipment and supplies, maintaining payroll, personnel and leave records, records management, fixed asset inventories; and responds to various administrative report requirements of the Secretary of Administration and the Legislature.

Most importantly, the division budgets, coordinates and oversees operations of eighteen Public Defender Corporations throughout the state. Extensive data collection for both financial information and case information is maintained. Reporting is done on both a monthly and annual basis, with ongoing analysis of needs. Suggested policies are developed as needed, including office procedures, accounting policies and data entry protocols for case management.

This division is also responsible for answering inquiries from legislative and executive branch officials, judges, prosecuting attorneys, and the general public, as well as Public Defenders and private appointed counsel. Through careful budgeting and cost saving efforts by this division, WVPDS was able to return **\$132,514.71** to the general fund in fiscal year 2011.

West Virginia Public Defender Services Employee Listing

Russell S. Cook, Esq. **Acting Executive Director**

CLRC:

Russell S. Cook, Esq. Director
Erin Fink Administrative Assistant

APPELLATE:

Richard Lorensen, Esq. Director
Tom Booth Paralegal
Pam Clark Secretary

ACCOUNTING/VOUCHER PROCESSING:

Kitty Wilson Director
Sheila Coughlin Administrative Assistant
Teresa Siders Supervisor
Heather Atkins Claims Processor
Jackie Linthicome Claims Processor
Mary McFarland Claims Processor
Rosa McFarland Claims Processor

ADMINISTRATION/PUBLIC DEFENDER:

Ralph McKinney Director
Jeff Lawrentz Accountant
Betsy Chapman Secretary

PUBLIC DEFENDER SERVICES FINANCIAL DATA

WEST VIRGINIA PUBLIC DEFENDER SERVICES
SUMMARY OF APPROPRIATIONS, EXPENDITURES, AND FUND BALANCES BY ACTIVITY FOR THE FUND 0226-2011-0221
FOR THE PERIOD JULY 1, 2010 - JUNE 30, 2011

	001	004	010	099	127	435	913	TOTAL
TOTAL APPROPRIATIONS								
2011 APPROPRIATIONS	655,000.00	11,940.00	241,508.00	474,222.00	30,439,720.00		4,216.00	31,826,606.00
ALTERATIONS			30,912.00	(30,912.00)				0.00
Transfer to Finance				(22,165.00)				(22,165.00)
REAPPROPRIATIONS					144,211.18			144,211.18
Supplemental Appropriation						11,500,000.00		11,500,000.00
TOTAL FUND APPROPRIATIONS	655,000.00	11,940.00	272,420.00	421,145.00	30,583,931.18	11,500,000.00	4,216.00	43,448,652.18
TOTAL EXPENDITURES								
PERSONAL SERVICES:								
Personal Services	567,447.42	0.00	0.00	0.00	0.00	0.00	0.00	567,447.42
Annual Increment	0.00	11,023.72	0.00	0.00	0.00	0.00	0.00	11,023.72
Total Personal Services	567,447.42	11,023.72	0.00	0.00	0.00	0.00	0.00	578,471.14
EMPLOYEE BENEFITS								
PERS/PEIA Adm Fees	0.00	0.00	3,780.00	0.00	0.00	0.00	0.00	3,780.00
FICA	0.00	0.00	43,180.68	0.00	0.00	0.00	0.00	43,180.68
Public Empl Insurance	0.00	0.00	65,017.18	0.00	0.00	0.00	0.00	65,017.18
Unemployment Comp	0.00	0.00	0.00	0.00	0.00	0.00	0.00	0.00
Workers Comp	0.00	0.00	2,256.05	0.00	0.00	0.00	0.00	2,256.05
Pension & Retirement	0.00	0.00	72,453.14	0.00	0.00	0.00	0.00	72,453.14
PEIA-OPEB Contribution	0.00	0.00	29,010.00	0.00	0.00	0.00	0.00	29,010.00
TOTAL BENEFITS	0.00	0.00	215,697.05	0.00	0.00	0.00	0.00	215,697.05

	001	004	010	099	127	435	913	TOTAL
CURRENT EXPENSES:								
020 Office Expense	0.00	0.00	0.00	22,526.59	0.00	0.00	0.00	22,526.59
021 Printing & Binding	0.00	0.00	0.00	1,425.21	0.00	0.00	0.00	1,425.21
022 Rental Expense	0.00	0.00	0.00	57,421.00	0.00	0.00	0.00	57,421.00
023 Utilities	0.00	0.00	0.00	0.00	0.00	0.00	0.00	0.00
024 Telecommunications	0.00	0.00	0.00	460.02	0.00	0.00	0.00	460.02
025 Contractual & Professional	0.00	0.00	0.00	4,883.95	18,586,624.21	231,419.31	0.00	18,822,927.47
026 Travel	0.00	0.00	0.00	3,914.22	0.00	0.00	0.00	3,914.22
027 Computer Services	0.00	0.00	0.00	122,515.96	155,453.25	0.00	0.00	277,969.21
029 Vehicle Rental	0.00	0.00	0.00	1,734.76	0.00	0.00	0.00	1,734.76
030 Rentals (Machines & Miscellaneous)	0.00	0.00	0.00	745.00	0.00	0.00	0.00	745.00
031 Assoc Dues & Prof Memberships	0.00	0.00	0.00	750.00	0.00	0.00	0.00	750.00
032 Fire, Auto, Bond & Other Insurance	0.00	0.00	0.00	0.00	0.00	0.00	4,028.00	4,028.00
033 Food Products	0.00	0.00	0.00	6.97	0.00	0.00	0.00	6.97
035 Advertising & Promotion	0.00	0.00	0.00	0.00	0.00	0.00	0.00	0.00
038 Routine Mtce Contracts/Warranties	0.00	0.00	0.00	5,927.80	0.00	0.00	0.00	5,927.80
042 Hospitality	0.00	0.00	0.00	12,286.89	0.00	0.00	0.00	12,286.89
044 Energy Expense - Vehicle/Aircraft	0.00	0.00	0.00	1,267.88	0.00	0.00	0.00	1,267.88
052 Training & Development	0.00	0.00	0.00	8,975.00	0.00	0.00	0.00	8,975.00
053 Postal & Freight	0.00	0.00	0.00	16,112.57	0.00	0.00	0.00	16,112.57
054 Computer Supplies & Equipment	0.00	0.00	0.00	14,090.57	0.00	0.00	0.00	14,090.57
056 Attorney Legal Service Payments	0.00	0.00	0.00	0.00	9,702,136.41	7,646,581.33	0.00	17,348,717.74
057 Attorney Reimbursable Expenses	0.00	0.00	0.00	0.00	497,252.00	386,922.46	0.00	884,174.46
058 Miscellaneous Equipment Purchases	0.00	0.00	0.00	6,361.90	0.00	0.00	0.00	6,361.90
TOTAL CURRENT EXPENSES	0.00	0.00	0.00	281,406.29	28,941,465.87	8,264,923.10	4,028.00	37,491,823.26
REPAIRS & ALTERATIONS								
068 Other Repairs and Alterations	0.00	0.00	0.00	0.00	0.00	0.00	0.00	0.00
TOTAL REPAIRS & ALTERATIONS	0.00	0.00	0.00	0.00	0.00	0.00	0.00	0.00

	001	004	010	099	127	435	913	TOTAL
ASSETS								
077 Books & Periodicals	0.00	0.00	0.00	1,852.00	0.00	0.00	0.00	1,852.00
170 Computer Equipment	0.00	0.00	0.00	0.00	0.00	0.00	0.00	0.00
TOTAL ASSETS	0.00	0.00	0.00	1,852.00	0.00	0.00	0.00	1,852.00
OTHER DISBURSEMENTS								
096 Other Interest and Penalties	0.00	0.00	0.00	0.00	0.00	0.00	0.00	0.00
110 Public Empl Ins Reserve Transfer	0.00	0.00	0.00	5,372.00	0.00	0.00	0.00	5,372.00
156 Medical Service Payments	0.00	0.00	0.00	0.00	159,239.17	86,307.20	0.00	245,546.37
TOTAL OTHER DISBURSEMENTS	0.00	0.00	0.00	5,372.00	159,239.17	86,307.20	0.00	250,918.37
TOTAL FUND EXPENDITURES	567,447.42	11,023.72	215,697.05	288,630.29	29,100,705.04	8,351,230.30	4,028.00	38,538,761.82
FUND BALANCE	87,552.58	916.28	56,722.95	132,514.71	1,483,226.14	3,148,769.70	188.00	4,909,890.36

West Virginia Public Defender Services
Statement of Revenues, Expenditures,
and Changes in Fund Balance

For the Period July 1, 2010 to June 30, 2011

2420-2011-0221

REVENUES

Sales of Publications	\$297.17
CLE Charleston 06/17-18/2010 (late payments)	\$400.00
CLE Wheeling 11/12/10	\$1,200.00
CLE Charleston 11/17/10	\$1,150.00
CLE Charleston 01/04/11	\$1,050.00
CLE Morgantown 04/14/11	\$1,350.00
CLE Daniels 06/16-17/11	\$4,200.00
CLE Beckley 07/06/11	\$1,150.00
DVD/VIDEO Sales	\$400.00

TOTAL REVENUES **\$11,197.17**

EXPENDITURES

020 Office Expense	\$0.00
021 Printing	\$378.58
022 Rent (Seminar Room Rentals)	\$1,605.00
025 Contractual/Professional	\$107.40
026 Travel	\$1,240.36
027 Data Processing (Auditor's Fees)	\$6.00
029 Vehicle Rental	\$306.69
030 Equipment Rental (Seminars)	\$433.40
031 MCLE Dues	\$200.00
042 Hospitality (Seminars)	\$2,146.38
051 Energy EXP MTR VEH/AIR	\$204.90
051 Miscellaneous (Copyright)	\$0.00
053 Postage (S&H for printing)	\$0.00
077 Books & Periodicals	\$0.00

TOTAL EXPENDITURES **\$6,628.71**

Revenues Over (Under) Expenditures **\$4,568.46**

Fund Balance Beginning of Period **\$16,732.79**

Fund Balance, June 30, 2011 **\$21,301.25**

2421-2011-0221

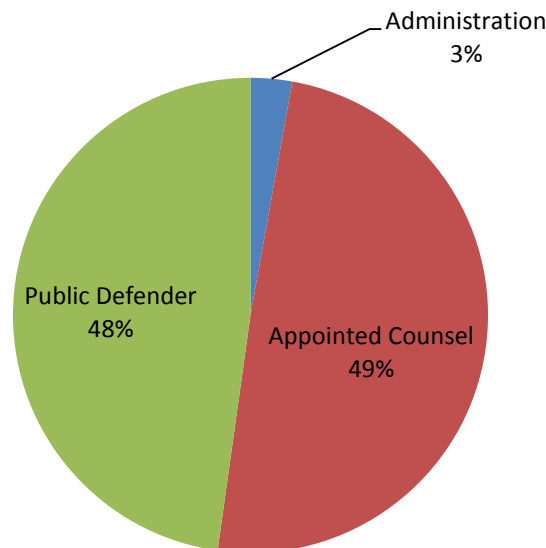
Fund Balance Beginning of Period **\$0.00**

Add: Consumer Sales Tax Collections	\$14.83
Less: Remittance of Taxes	\$14.83

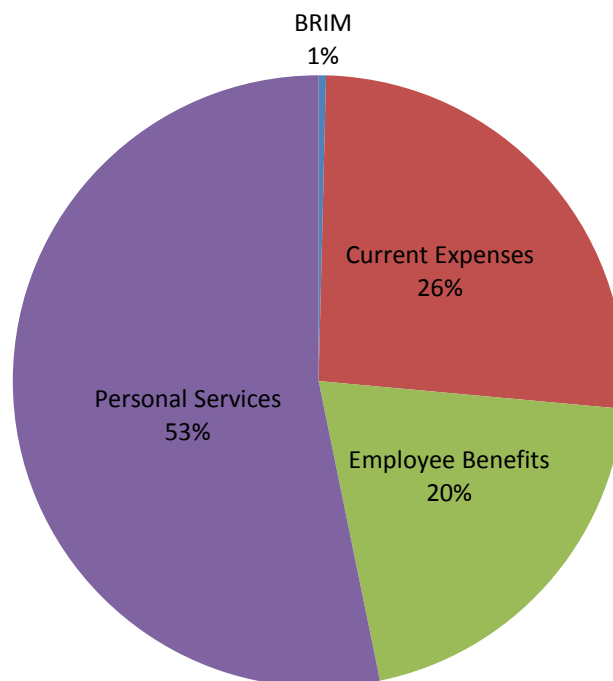
Fund Balance, June 30, 2011 **\$0.00**

**WV PUBLIC DEFENDER SERVICES
TOTAL FUND EXPENDITURE FY 2010-2011**

Total Expenditures by Program FY 2011



Total Administrative Expenses



APPOINTED COUNSEL & PUBLIC DEFENDER STATISTICAL SUMMARY

**WEST VIRGINIA PUBLIC DEFENDER SERVICES
STATISTICAL SUMMARY
APPOINTED COUNSEL FISCAL YEAR 2011**

Total Number of All Claims Paid	34,180
Total Number of Hours Paid	502,934
Total Amount Paid In Claims	\$26,301,225.60
Total Fees Paid to Counsel	\$24,142,186.18
Total Expenses Paid	\$2,159,039.42
Average Total Cost Per Claim	\$769.49
Average Counsel Fee Per Claim	\$706.32
Average Expenses Per Claim	\$63.17
Percent of Total Funds Paid Attributable To Fees	91.79%
Percent of Total Funds Paid Attributable To Expenses	8.21%
Average Total Cost Per Hour	\$52.30
Total Hours In-Court	75,506
Total Hours Out-Of-Court	427,428
Percent of Total Hours In-Court	15.01%
Percent of Total Hours Out-Of-Court	84.99%

NOTES:

Figures represent payments made for Non-Abuse & Neglect vouchers received from March 17, 2010 to May 19, 2011 and Abuse & Neglect vouchers from May 29, 2010 to June 9, 2011.

Above totals include \$7.85 in interest as required by WV Code §29-21-13a(h).

**WEST VIRGINIA PUBLIC DEFENDER SERVICES
STATISTICAL SUMMARY
APPOINTED COUNSEL FISCAL YEAR 2011
WITHOUT DIRECT EXPENSES AND SUPPLEMENTAL VOUCHERS**

Total Number of Claims Paid, without Direct Expenses and Supplemental Vouchers	32,250
Total Number of Supplemental Claims Paid	1,027
Total Number of Direct Expense Claims Paid	903
Total Number of Hours Paid	502,934
Total Amount Paid In Claims	\$26,301,225.60
Total Fees Paid to Counsel	\$24,142,186.18
Total Expenses Paid	\$2,159,039.42
Average Total Cost Per Claim	\$815.54
Average Counsel Fee Per Claim	\$748.59
Average Expenses Per Claim	\$66.95
Percent of Total Funds Paid Attributable To Fees	91.79%
Percent of Total Funds Paid Attributable To Expenses	8.21%
Average Total Cost Per Hour	\$52.30
Total Hours In-Court	75,506
Total Hours Out-Of-Court	427,428
Percent of Total Hours In-Court	15.01%
Percent of Total Hours Out-Of-Court	84.99%

NOTES:

Figures represent payments made for Non-Abuse & Neglect vouchers received from March 17, 2010 to May 19, 2011 and Abuse & Neglect vouchers from May 29, 2010 to June 9, 2011.

Above totals include \$7.85 in interest as required by WV Code §29-21-13a(h).

**WEST VIRGINIA PUBLIC DEFENDER SERVICES
STATISTICAL REPORT
PUBLIC DEFENDER CORPORATIONS FY 2010-2011**

Total Number of Cases Opened	32,988
Total Number of Cases Closed	33,544
Total Number of Cases Represented during FY 2011	61,530
Total Number of Charges Associated with Cases Opened	96,170
Total Number of Charges Associated with Cases Closed	97,763
Total Amount Disbursed to Corporations	\$18,417,158.00
Average Total Cost Per Cases Opened	\$558.30
Average Total Cost Per Cases Closed	\$645.22
Average Total Cost Per Cases Represented	\$299.32
Total Number of Hours Worked during FY2011	253,461.7
Average Total Cost Per Hour	\$72.66
Total In Court Hours Worked	49,502.8
Total Out of Court Hours Worked	134,867.0
Total Drug Court Hours Worked	952.8
Total Administrative Hours Worked	68,139.1
Percent of Total In Court Hours	20%
Percent of Total Out of Court Hours	53%
Percent of Drug Court Hours Worked	Less than 1%
Percent of Total Administrative Hours	27%

Total amount disbursed includes payments made on behalf of Corporations to audit providers; Office of Technology; State Auditor's Office; and Legal Research Services.

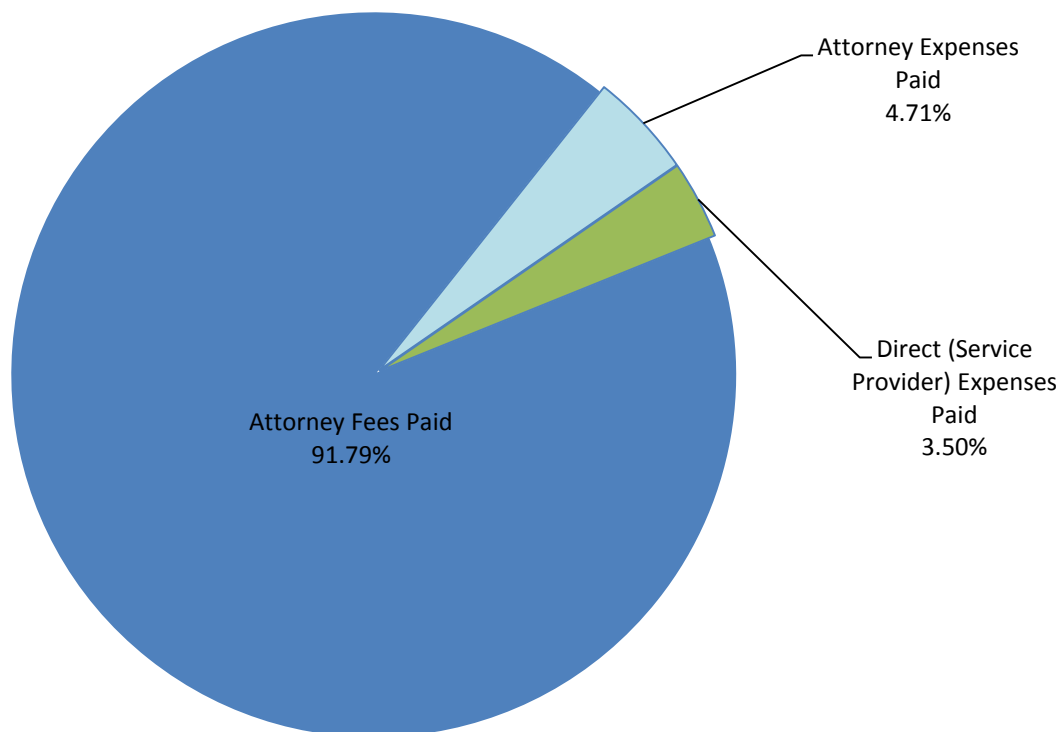
Administrative Hours include Holiday, Sick and Annual Leave hours paid to Corporation Attorneys.

APPENDIX A: APPOINTED COUNSEL STATISTICS

WEST VIRGINIA PUBLIC DEFENDER SERVICES SUMMARY OF DOLLARS SPENT FOR FY 2011

Attorney Fees Paid	\$24,142,186.18
Attorney Expenses Paid	\$1,238,305.15
Direct (Service Provider) Expenses Paid	\$920,734.27
Total Dollars Paid	\$26,301,225.60

APPOINTED COUNSEL DOLLARS SPENT FY 2011



**WEST VIRGINIA PUBLIC DEFENDER SERVICES
 SUMMARY REPORT FOR APPOINTED COUNSEL:
 ATTORNEY HOURS, FEES, AND EXPENSES
 FISCAL YEAR 2011**

Circuit Number	Attorney Hours	Attorney Fees (\$)	Attorney Expenses (\$)	Direct Expenses (\$)	Total Expenses (\$)	Total Fees & Expenses (\$)
01	30,260.7	1,431,980.55	65,621.73	18,779.54	84,401.27	1,516,381.82
02	7,803.2	378,132.50	20,491.14	19,769.28	40,260.42	418,392.92
03	11,467.1	542,899.50	50,921.76	33,302.22	84,223.98	627,123.48
04	45,580.8	2,160,241.50	122,737.89	161,869.92	284,607.81	2,444,849.31
05	20,108.6	971,321.00	68,437.84	7,885.80	76,323.64	1,047,644.64
06	19,924.2	991,193.00	20,631.84	37,866.81	58,498.65	1,049,691.65
07	9,322.8	455,822.00	16,205.70	3,249.69	19,455.39	475,277.39
08	8,341.7	396,581.00	16,671.81	3,841.79	20,513.60	417,094.60
09	29,939.3	1,433,785.50	141,943.96	62,322.73	204,266.69	1,638,052.19
10	16,846.1	810,448.50	45,667.37	32,207.49	77,874.86	888,323.36
11	7,867.7	370,250.50	7,094.68	3,829.39	10,924.07	381,174.57
12	5,891.6	284,967.00	11,691.77	6,629.99	18,321.76	303,288.76
13	40,720.2	1,942,076.78	57,378.42	50,430.49	107,808.91	2,049,885.69
14	24,651.2	1,198,956.00	105,735.20	15,865.60	121,600.80	1,320,556.80
15	11,987.3	574,670.50	36,527.05	7,210.62	43,737.67	618,408.17
16	23,733.3	1,107,734.00	32,093.60	12,729.37	44,822.97	1,152,556.97
17	19,660.1	938,627.00	24,994.73	15,267.17	40,261.90	978,888.90
18	4,544.9	212,714.50	12,617.97	1,226.00	13,843.97	226,558.47
19	17,770.6	827,309.00	27,534.62	1,350.00	28,884.62	856,193.62
20	11,902.2	574,333.00	28,893.45	1,068.00	29,961.45	604,294.45
21	12,929.4	620,116.85	29,614.14	46,785.31	76,399.45	696,516.30
22	13,930.2	679,561.00	25,779.20	51,396.42	77,175.62	756,736.62
23	16,982.8	829,072.00	41,099.27	149,251.27	190,350.54	1,019,422.54
24	8,094.9	418,881.00	27,775.55	6,344.09	34,119.64	453,000.64
25	17,628.9	873,218.00	26,628.76	50,224.15	76,852.91	950,070.91
26	14,223.3	679,808.50	30,229.35	15,785.24	46,014.59	725,823.09
27	17,347.0	819,855.00	52,749.49	78,149.02	130,898.51	950,753.51
28	4,452.2	218,139.00	19,195.21	0.00	19,195.21	237,334.21
29	15,683.8	746,008.50	43,675.84	15,225.37	58,901.21	804,909.71
30	8,200.1	403,254.00	8,257.66	1,715.00	9,972.66	413,226.66
31	5,138.2	250,229.00	19,408.15	9,156.50	28,564.65	278,793.65
Total	502,934.4	24,142,186.18	1,238,305.15	920,734.27	2,159,039.42	26,301,225.60

**WEST VIRGINIA PUBLIC DEFENDER SERVICES
 DETAIL REPORT FOR APPOINTED COUNSEL BY COUNTY
 ATTORNEY HOURS, FEES, AND EXPENSES
 FISCAL YEAR 2011**

Circuit County	Attorney Hours	Attorney Fees (\$)	Attorney Expenses (\$)	Direct Expenses (\$)	Total Expenses (\$)	Total Fees & Expenses (\$)
01 Circuit	30,260.7	1,431,980.55	65,621.73	18,779.54	84,401.27	1,516,381.82
Brooke	6,346.0	300,982.00	14,909.64	4,212.90	19,122.54	320,104.54
Hancock	7,914.4	375,591.55	20,403.09	9,543.12	29,946.21	405,537.76
Ohio	16,000.2	755,407.00	30,309.00	5,023.52	35,332.52	790,739.52
02 Circuit	7,803.2	378,132.50	20,491.14	19,769.28	40,260.42	418,392.92
Marshall	4,420.4	212,834.50	9,859.23	12,396.28	22,255.51	235,090.01
Tyler	1,275.4	61,987.00	4,700.75	7,080.00	11,780.75	73,767.75
Wetzel	2,107.4	103,311.00	5,931.16	293.00	6,224.16	109,535.16
03 Circuit	11,467.1	542,899.50	50,921.76	33,302.22	84,223.98	627,123.48
Doddridge	4,026.5	191,836.50	19,738.66	8,327.16	28,065.82	219,902.32
Pleasants	2,749.5	129,497.50	12,788.04	11,733.88	24,521.92	154,019.42
Ritchie	4,691.1	221,565.50	18,395.06	13,241.18	31,636.24	253,201.74
04 Circuit	45,580.8	2,160,241.50	122,737.89	161,869.92	284,607.81	2,444,849.31
Wirt	2,222.2	104,365.00	8,473.67	933.07	9,406.74	113,771.74
Wood	43,358.6	2,055,876.50	114,264.22	160,936.85	275,201.07	2,331,077.57
05 Circuit	20,108.6	971,321.00	68,437.84	7,885.80	76,323.64	1,047,644.64
Calhoun	2,684.9	129,902.50	13,603.77	223.30	13,827.07	143,729.57
Jackson	6,386.5	306,188.50	22,841.99	6,712.50	29,554.49	335,742.99
Mason	6,510.6	317,119.00	9,379.31	0.00	9,379.31	326,498.31
Roane	4,526.6	218,111.00	22,612.77	950.00	23,562.77	241,673.77
06 Circuit	19,924.4	991,193.00	20,631.84	37,866.81	58,498.65	1,049,691.65
Cabell	19,924.2	991,193.00	20,631.84	37,866.81	58,498.65	1,049,691.65
07 Circuit	9,322.8	455,822.00	16,205.70	3,249.69	19,455.39	475,277.39
Logan	9,322.8	455,822.00	16,205.70	3,249.69	19,455.39	475,277.39
08 Circuit	8,341.7	396,581.00	16,671.81	3,841.79	20,513.60	417,094.60
McDowell	8,341.7	396,581.00	16,671.81	3,841.79	20,513.60	417,094.60
09 Circuit	29,939.3	1,433,785.50	141,943.96	62,322.73	204,266.69	1,638,052.19
Mercer	29,939.3	1,433,785.50	141,943.96	62,322.73	204,266.69	1,638,052.19
10 Circuit	16,846.1	810,448.50	45,667.37	32,207.49	77,874.86	888,323.36
Raleigh	16,846.1	810,448.50	45,667.37	32,207.49	77,874.86	888,323.36
11 Circuit	7,867.7	370,250.50	7,094.68	3,829.39	10,924.07	381,174.57
Greenbrier	5,123.0	240,291.00	1,894.58	2,859.50	4,754.08	245,045.08
Pocahontas	2,744.7	129,959.50	5,200.10	969.89	6,169.99	136,129.49
12 Circuit	5,891.6	284,967.00	11,691.77	6,629.99	18,321.76	303,288.76
Fayette	5,891.6	284,967.00	11,691.77	6,629.99	18,321.76	303,288.76
13 Circuit	40,720.2	1,942,076.78	57,378.42	50,430.49	107,808.91	2,049,885.69
Kanawha	40,720.2	1,942,076.78	57,378.42	50,430.49	107,808.91	2,049,885.69

**WEST VIRGINIA PUBLIC DEFENDER SERVICES
 DETAIL REPORT FOR APPOINTED COUNSEL BY COUNTY
 ATTORNEY HOURS, FEES, AND EXPENSES
 FISCAL YEAR 2011**

Circuit County	Attorney Hours	Attorney Fees (\$)	Attorney Expenses (\$)	Direct Expenses (\$)	Total Expenses (\$)	Total Fees & Expenses (\$)
14 Circuit	24,651.2	1,198,956.00	105,735.20	15,865.60	121,600.80	1,320,556.80
Braxton	7,110.7	347,603.50	27,784.61	3,995.62	31,780.23	379,383.73
Clay	7,019.8	341,877.00	28,961.97	1,050.00	30,011.97	371,888.97
Gilmer	3,655.4	176,583.00	13,598.68	3,091.73	16,690.41	193,273.41
Webster	6,865.3	332,892.50	35,389.94	7,728.25	43,118.19	376,010.69
15 Circuit	11,987.3	574,670.50	36,527.05	7,210.62	43,737.67	618,408.17
Harrison	11,987.3	574,670.50	36,527.05	7,210.62	43,737.67	618,408.17
16 Circuit	23,733.3	1,107,734.00	32,093.60	12,729.37	44,822.97	1,152,556.97
Marion	23,733.3	1,107,734.00	32,093.60	12,729.37	44,822.97	1,152,556.97
17 Circuit	19,660.1	938,627.00	24,994.73	15,267.17	40,261.90	978,888.90
Monongalia	19,660.1	938,627.00	24,994.73	15,267.17	40,261.90	978,888.90
18 Circuit	4,544.9	212,714.50	12,617.97	1,226.00	13,843.97	226,558.47
Preston	4,544.9	212,714.50	12,617.97	1,226.00	13,843.97	226,558.47
19 Circuit	17,770.6	827,309.00	27,534.62	1,350.00	28,884.62	856,193.62
Barbour	9,784.4	454,522.00	14,650.42	0.00	14,650.42	469,172.42
Taylor	7,986.2	372,787.00	12,884.20	1,350.00	14,234.20	387,021.20
20 Circuit	11,902.2	574,333.00	28,893.45	1,068.00	29,961.45	604,294.45
Randolph	11,902.2	574,333.00	28,893.45	1,068.00	29,961.45	604,294.45
21 Circuit	12,929.4	620,116.85	29,614.14	46,785.31	76,399.45	696,516.30
Grant	5,110.2	244,203.00	12,388.42	19,464.39	31,852.81	276,055.81
Mineral	6,972.4	335,882.00	11,164.53	27,320.92	38,485.45	374,367.45
Tucker	846.8	40,031.85	6,061.19	0.00	6,061.19	46,093.04
22 Circuit	13,930.2	679,561.00	25,779.20	51,396.42	77,175.62	756,736.62
Hampshire	6,206.5	300,728.50	10,779.74	27,393.92	38,173.66	338,902.16
Hardy	5,937.4	291,269.00	10,012.94	21,472.50	31,485.44	322,754.44
Pendleton	1,786.3	87,563.50	4,986.52	2,530.00	7,516.52	95,080.02
Circuit	16,982.8	829,072.00	41,099.27	149,251.27	190,350.54	1,019,422.54
Berkeley	11,581.1	563,755.50	25,211.64	102,124.69	127,336.33	691,091.83
Jefferson	3,745.2	185,012.00	10,221.22	37,417.65	47,638.87	232,650.87
Morgan	1,656.5	80,304.50	5,666.41	9,708.93	15,375.34	95,679.84
24 Circuit	8,094.9	418,881.00	27,775.55	6,344.09	34,119.64	453,000.64
Wayne	8,094.9	418,881.00	27,775.55	6,344.09	34,119.64	453,000.64
25 Circuit	17,628.9	873,218.00	26,628.76	50,224.15	76,852.91	950,070.91
Boone	9,117.2	466,607.50	10,705.69	38,191.32	48,897.01	515,504.51
Lincoln	8,511.7	406,610.50	15,923.07	12,032.83	27,955.90	434,566.40

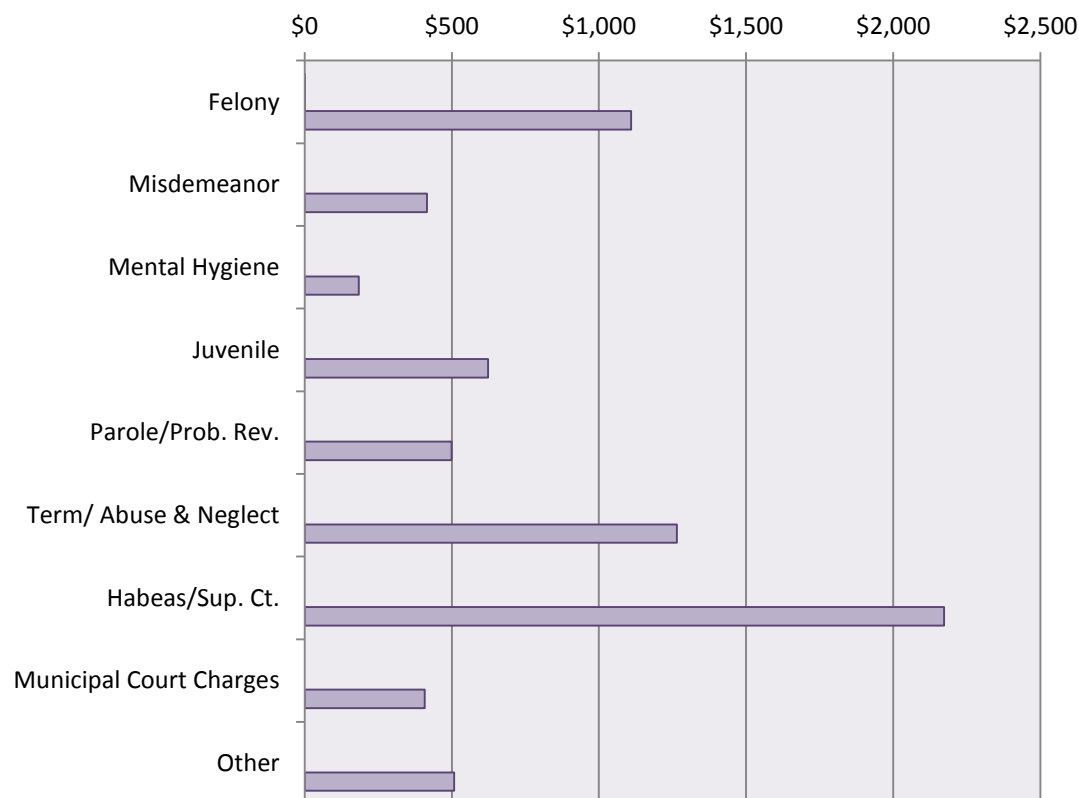
**WEST VIRGINIA PUBLIC DEFENDER SERVICES
 DETAIL REPORT FOR APPOINTED COUNSEL BY COUNTY
 ATTORNEY HOURS, FEES, AND EXPENSES
 FISCAL YEAR 2011**

Circuit County	Attorney Hours	Attorney Fees (\$)	Attorney Expenses (\$)	Direct Expenses (\$)	Total Expenses (\$)	Total Fees & Expenses (\$)
26 Circuit	14,223.3	679,808.50	30,229.35	15,785.24	46,014.59	725,823.09
Lewis	5,733.6	277,002.00	15,323.94	9,018.80	24,342.74	301,344.74
Upshur	8,489.7	402,806.50	14,905.41	6,766.44	21,671.85	424,478.35
27 Circuit	17,347.0	819,855.00	52,749.49	78,149.02	130,898.51	950,753.51
Wyoming	17,347.0	819,855.00	52,749.49	78,149.02	130,898.51	950,753.51
28 Circuit	4,452.2	218,139.00	19,195.21	0.00	19,195.21	237,334.21
Nicholas	4,452.2	218,139.00	19,195.21	0.00	19,195.21	237,334.21
29 Circuit	15,683.8	746,008.50	43,675.84	15,225.37	58,901.21	804,909.71
Putnam	15,683.8	746,008.50	43,675.84	15,225.37	58,901.21	804,909.71
30 Circuit	8,200.1	403,254.00	8,257.66	1,715.00	9,972.66	413,226.66
Mingo	8,200.1	403,254.00	8,257.66	1,715.00	9,972.66	413,226.66
31 Circuit	5,138.2	250,229.00	19,408.15	9,156.50	28,564.65	278,793.65
Monroe	2,370.9	116,650.50	10,192.00	8,184.25	18,376.25	135,026.75
Summers	2,767.3	133,578.50	9,216.15	972.25	10,188.40	143,766.90
WV Total	502,934.4	24,142,186.18	1,238,305.15	920,734.27	2,159,039.42	26,301,225.60

**WEST VIRGINIA PUBLIC DEFENDER SERVICES
 APPOINTED COUNSEL AVERAGE COSTS BY CASE TYPE
 FISCAL YEAR 2011**

Felony	\$1,109.47
Misdemeanor	\$416.07
Mental Hygiene	\$183.93
Juvenile	\$623.11
Parole/Prob. Rev.	\$499.09
Term/ Abuse & Neglect	\$1,264.60
Habeas/Sup. Ct.	\$2,172.41
Municipal Court Charges	\$408.45
Other	\$507.74
(Mandamus/Prohibition, Mag. Ct. Appeal, Extradition, Contempt, Fugitive, Other)	

APPOINTED COUNSEL AVERAGE COSTS BY CASE TYPE CHART



**WEST VIRGINIA PUBLIC DEFENDER SERVICES
 APPOINTED COUNSEL AVERAGE COST BY CIRCUIT & CASE TYPE
 FISCAL YEAR 2011**

Circuit	Felony	Misd.	Mental Hygiene	Juv.	Parole			Other	Muni. Court	Circuit Average
					Prob. Rev.	Term. Abuse	Habeas Sup. Ct.			
01	1,579.75	512.09	226.51	540.97	643.41	1,918.30	2,717.35	982.91	0.00	1,029.45
02	1,220.99	398.50	168.20	611.31	777.65	1,647.68	4,159.00	951.95	0.00	725.12
03	1,110.77	559.21	280.28	975.25	646.63	1,579.02	5,506.75	375.81	0.00	970.78
04	940.46	478.33	124.08	584.66	500.62	919.58	1,441.35	490.90	358.29	627.05
05	1,401.53	412.39	165.27	723.51	552.02	800.05	2,133.38	448.67	0.00	763.03
06	1,004.90	492.17	196.33	175.48	487.14	805.12	2,975.52	453.09	248.00	562.84
07	759.33	236.04	0.00	719.65	471.67	958.87	2,029.31	408.61	0.00	570.56
08	1,915.35	522.19	174.06	911.98	587.50	1,885.43	2,065.45	484.03	0.00	1,234.01
09	1,294.24	460.51	212.09	919.89	658.50	1,299.05	3,089.20	451.35	463.76	1,018.06
10	1,042.65	410.54	75.75	471.08	732.74	931.78	2,830.35	802.76	0.00	850.88
11	1,542.42	761.07	205.93	646.26	972.38	1,551.76	4,027.50	797.78	880.13	1,266.36
12	990.27	269.97	156.00	798.72	517.60	1,006.20	2,295.65	310.50	286.60	808.77
13	1,021.67	426.11	0.00	714.97	536.54	890.74	1,874.81	570.05	494.80	751.70
14	1,276.16	422.53	134.81	913.48	603.68	1,363.27	1,607.13	238.28	757.35	902.64
15	1,334.54	648.47	173.56	578.65	402.68	1,381.96	2,136.01	350.94	0.00	964.76
16	971.96	354.51	114.75	547.55	435.20	1,008.48	1,451.89	401.01	328.74	589.84
17	1,008.83	411.16	130.66	833.78	505.61	1,731.15	1,806.52	506.30	330.32	612.57
18	1,216.60	419.54	274.55	1,236.44	582.11	1,761.37	2,350.24	980.86	0.00	1,192.41
19	930.99	427.08	217.76	675.33	412.61	2,476.26	922.89	398.02	0.00	834.50
20	991.38	351.65	129.13	1,501.47	350.10	1,480.14	1,062.31	490.07	293.12	757.26
21	840.32	291.87	127.82	230.10	272.64	1,299.42	1,534.04	672.71	0.00	514.41
22	913.28	310.47	150.90	1,026.79	441.61	2,165.44	2,022.89	366.48	279.00	713.23
23	1,064.22	329.93	0.00	837.14	604.93	1,800.55	1,827.08	1,741.11	364.36	1,093.80
24	2,026.92	396.02	415.05	388.05	379.16	1,034.77	3,373.69	378.27	186.39	902.39
25	1,333.75	368.05	258.30	481.52	649.36	1,296.90	3,222.25	752.36	0.00	826.15
26	1,113.86	372.96	163.11	681.72	486.14	1,868.51	2,231.85	331.01	0.00	641.19
27	1,404.39	544.22	374.38	564.47	697.61	1,626.86	3,395.43	339.94	0.00	1,009.29
28	819.13	269.14	0.00	326.96	263.58	1,116.24	1,610.87	236.10	0.00	821.23
29	1,094.03	498.01	275.08	733.21	373.85	1,120.35	1,623.64	730.57	496.11	676.39
30	1,037.61	271.87	317.60	876.58	435.44	1,431.80	1,718.27	489.23	0.00	967.74
31	865.42	241.82	190.12	425.17	675.31	1,072.47	1,780.11	599.99	0.00	591.92
WV	1,109.47	416.07	183.93	623.11	499.09	1,264.60	2,172.41	507.74	408.45	769.49

Note: The Circuit Average cost represents the average of the total costs divided by the total specific case type within that circuit. The State Average represents the average of the specific case type.

**WEST VIRGINIA PUBLIC DEFENDER SERVICES
 DETAIL APPOINTED COUNSEL AVERAGE COST BY CIRCUIT & CASE TYPE
 FISCAL YEAR 2011**

Circuit County	Parole									Circuit Average
	Felony	Misd.	Mental Hygiene	Juv.	Prob. Rev.	Term. Abuse	Habeas Sup. Ct.	Other	Muni. Court	
01 Circuit	1,579.75	512.09	226.51	540.97	643.41	1,918.30	2,717.35	982.91	0.00	1,029.45
Brooke	1,103.38	511.87	266.15	689.84	766.16	2,204.30	0.00	501.28	0.00	1,074.18
Hancock	1,404.92	505.83	272.34	971.43	585.27	1,516.70	2,968.25	458.61	0.00	1,102.00
Ohio	2,311.44	519.50	217.05	422.76	346.21	2,009.60	2,692.26	2,195.26	0.00	979.85
02 Circuit	1,220.99	398.50	168.20	611.31	777.65	1,647.68	4,159.00	951.95	0.00	725.12
Marshall	1,235.83	379.83	141.43	532.56	921.07	1,602.97	2,649.26	788.28	0.00	712.39
Tyler	1,082.99	462.83	291.14	1,019.26	1,067.97	1,444.71	7,423.17	1,172.28	0.00	1,101.01
Wetzel	1,274.79	466.92	181.52	522.23	514.12	1,874.84	650.16	398.00	0.00	608.53
03 Circuit	1,110.77	559.21	280.28	975.25	646.63	1,579.02	5,506.75	375.81	0.00	970.78
Doddridge	1,166.83	570.32	262.37	990.71	671.38	1,616.34	0.00	376.00	0.00	904.95
Pleasants	1,166.33	551.64	283.74	766.74	412.17	2,070.61	6,119.25	183.71	0.00	1,054.93
Ritchie	1,024.25	554.93	338.63	1,120.43	651.71	1,427.56	4,588.01	631.19	0.00	985.22
04 Circuit	940.46	478.33	124.08	584.66	500.62	919.58	1,441.35	490.90	358.29	627.05
Wirt	1,167.81	572.63	152.06	608.29	938.48	803.80	1,947.84	362.79	0.00	738.78
Wood	933.71	474.53	123.75	581.99	484.25	924.45	1,390.70	495.34	358.29	622.45
05 Circuit	1,401.53	412.39	165.27	723.51	552.02	800.05	2,133.38	448.67	0.00	763.03
Calhoun	1,733.67	511.27	174.77	179.25	746.79	819.01	192.45	447.75	0.00	816.65
Jackson	1,914.90	472.07	153.54	991.08	797.37	1,497.18	3,232.89	296.61	0.00	1,332.31
Mason	824.97	378.33	165.31	521.19	436.92	914.85	1,153.29	433.09	0.00	488.77
Roane	1,787.65	498.59	0.00	1,456.24	429.68	575.59	2,208.42	850.84	0.00	872.47
06 Circuit	1,004.90	492.17	196.33	175.48	487.14	805.12	2,975.52	453.09	248.00	562.84
Cabell	1,004.90	492.17	196.33	175.48	487.14	805.12	2,975.52	453.09	248.00	562.84
07 Circuit	759.33	236.04	0.00	719.65	471.67	958.87	2,029.31	408.61	0.00	570.56
Logan	759.33	236.04	0.00	719.65	471.67	958.87	2,029.31	408.61	0.00	570.56
08 Circuit	1,915.35	522.19	174.06	911.98	587.50	1,885.43	2,065.45	484.03	0.00	1,234.01
McDowell	1,915.35	522.19	174.06	911.98	587.50	1,885.43	2,065.45	484.03	0.00	1,234.01
09 Circuit	1,294.24	460.51	212.09	919.89	658.50	1,299.05	3,089.20	451.35	463.76	1,018.06
Mercer	1,294.24	460.51	212.09	919.89	658.50	1,299.05	3,089.20	451.35	463.76	1,018.06
10 Circuit	1,042.65	410.54	75.75	471.08	732.74	931.78	2,830.35	802.76	0.00	850.88
Raleigh	1,042.65	410.54	75.75	471.08	732.74	931.78	2,830.35	802.76	0.00	850.88
11 Circuit	1,542.42	761.07	205.93	646.26	972.38	1,551.76	4,027.50	797.78	880.13	1,266.36
Greenbrier	1,703.26	780.25	114.75	639.05	1,145.44	1,552.59	4,027.50	794.40	880.13	1,353.84
Pocahontas	1,310.09	745.08	221.12	672.70	453.19	1,550.35	0.00	809.05	0.00	1,134.41
12 Circuit	990.27	269.97	156.00	798.72	517.60	1,006.20	2,295.65	310.50	286.60	808.77
Fayette	990.27	269.97	156.00	798.72	517.60	1,006.20	2,295.65	310.50	286.60	808.77
13 Circuit	1,021.67	426.11	0.00	714.97	536.54	890.74	1,874.81	570.05	494.80	751.70
Kanawha	1,021.67	426.11	0.00	714.97	536.54	890.74	1,874.81	570.05	494.80	751.70

**WEST VIRGINIA PUBLIC DEFENDER SERVICES
 DETAIL APPOINTED COUNSEL AVERAGE COST BY CIRCUIT & CASE TYPE
 FISCAL YEAR 2011**

Circuit County	Parole									Circuit Average
	Felony	Misd.	Mental Hygiene	Juv.	Prob. Rev.	Term. Abuse	Habeas Sup. Ct.	Other	Muni. Court	
14 Circuit	1,276.16	422.53	134.81	913.48	603.68	1,363.27	1,607.13	238.28	757.35	902.64
Braxton	1,010.16	486.04	117.39	999.58	713.83	1,262.09	1,324.39	143.63	0.00	787.10
Clay	1,231.08	425.80	0.00	978.68	498.57	1,263.46	1,283.91	521.85	0.00	960.95
Gilmer	1,410.03	436.51	217.37	946.17	219.02	1,459.32	1,596.78	180.75	757.35	825.95
Webster	1,738.90	319.71	133.50	762.64	549.84	1,562.97	1,778.85	508.28	0.00	1,044.47
15 Circuit	1,334.54	648.47	173.56	578.65	402.68	1,381.96	2,136.01	350.94	0.00	964.76
Harrison	1,334.54	648.47	173.56	578.65	402.68	1,381.96	2,136.01	350.94	0.00	964.76
16 Circuit	971.96	354.51	114.75	547.55	435.20	1,008.48	1,451.89	401.01	328.74	589.84
Marion	971.96	354.51	114.75	547.55	435.20	1,008.48	1,451.89	401.01	328.74	589.84
17 Circuit	1,008.83	411.16	130.66	833.78	505.61	1,731.15	1,806.52	506.30	330.32	612.57
Monongalia	1,008.83	411.16	130.66	833.78	505.61	1,731.15	1,806.52	506.30	330.32	612.57
18 Circuit	1,216.60	419.54	274.55	1,236.44	582.11	1,761.37	2,350.24	980.86	0.00	1,192.41
Preston	1,216.60	419.54	274.55	1,236.44	582.11	1,761.37	2,350.24	980.86	0.00	1,192.41
19 Circuit	930.99	427.08	217.76	675.33	412.61	2,476.26	922.89	398.02	0.00	834.50
Barbour	872.98	429.21	267.12	801.05	549.54	3,760.69	1,397.48	406.85	0.00	921.75
Taylor	987.44	423.05	188.15	583.73	364.28	1,619.97	543.22	394.23	0.00	748.59
20 Circuit	991.38	351.65	129.13	1,501.47	350.10	1,480.14	1,062.31	490.07	293.12	757.26
Randolph	991.38	351.65	129.13	1,501.47	350.10	1,480.14	1,062.31	490.07	293.12	757.26
21 Circuit	840.32	291.87	127.82	230.10	272.64	1,299.42	1,534.04	672.71	0.00	514.41
Grant	1,889.73	404.09	120.33	390.91	318.14	2,164.93	782.39	350.76	0.00	1,065.85
Mineral	500.76	261.11	129.49	212.97	241.85	882.30	1,862.71	591.37	0.00	364.17
Tucker	943.97	389.57	165.21	255.47	557.60	2,707.49	1,628.34	2,156.08	0.00	687.96
22 Circuit	913.28	310.47	150.90	1,026.79	441.61	2,165.44	2,022.89	366.48	279.00	713.23
Hampshire	764.04	271.22	152.54	966.68	356.68	1,745.44	2,368.19	187.09	0.00	613.95
Hardy	988.02	343.56	172.92	1,045.09	482.09	2,473.71	1,143.96	693.58	279.00	766.64
Pendleton	1,717.38	388.40	125.33	1,113.94	702.01	2,997.18	1,269.50	522.81	0.00	1,080.45
23 Circuit	1,064.22	329.93	0.00	837.14	604.93	1,800.55	1,827.08	1,741.11	364.36	1,093.80
Berkeley	1,185.44	310.99	0.00	1,021.28	612.44	1,835.57	1,818.31	2,281.52	364.36	1,247.46
Jefferson	779.11	280.29	0.00	501.95	552.36	1,536.87	1,890.89	458.89	0.00	767.82
Morgan	1,415.36	680.70	0.00	829.92	681.25	2,796.17	1,857.24	367.14	0.00	1,275.73
24 Circuit	2,026.92	396.02	415.05	388.05	379.16	1,034.77	3,373.69	378.27	186.39	902.39
Wayne	2,026.92	396.02	415.05	388.05	379.16	1,034.77	3,373.69	378.27	186.39	902.39
25 Circuit	1,333.75	368.05	258.30	481.52	649.36	1,296.90	3,222.25	752.36	0.00	826.15
Boone	1,469.21	317.34	0.00	432.04	729.16	1,163.12	2,239.96	1,035.08	0.00	813.10
Lincoln	1,193.52	431.71	258.30	689.33	594.96	1,483.12	4,485.19	363.61	0.00	842.18
26 Circuit	1,113.86	372.96	163.11	681.72	486.14	1,868.51	2,231.85	331.01	0.00	641.19
Lewis	1,278.78	418.80	162.81	925.36	518.31	1,975.78	0.00	343.80	0.00	504.77
Upshur	998.54	347.96	168.29	640.19	471.06	1,823.70	2,231.85	327.08	0.00	793.42

**WEST VIRGINIA PUBLIC DEFENDER SERVICES
 DETAIL APPOINTED COUNSEL AVERAGE COST BY CIRCUIT & CASE TYPE
 FISCAL YEAR 2011**

Circuit County	Parole									Circuit Average
	Felony	Mental Misd.	Hygiene	Juv.	Prob. Rev.	Term. Abuse	Habeas Sup. Ct.	Other	Muni. Court	
27 Circuit	1,404.39	544.22	374.38	564.47	697.61	1,626.86	3,395.43	339.94	0.00	1,009.29
Wyoming	1,404.39	544.22	374.38	564.47	697.61	1,626.86	3,395.43	339.94	0.00	1,009.29
28 Circuit	819.13	269.14	0.00	326.96	263.58	1,116.24	1,610.87	236.10	0.00	821.23
Nicholas	819.13	269.14	0.00	326.96	263.58	1,116.24	1,610.87	236.10	0.00	821.23
29 Circuit	1,094.03	498.01	275.08	733.21	373.85	1,120.35	1,623.64	730.57	496.11	676.39
Putnam	1,094.03	498.01	275.08	733.21	373.85	1,120.35	1,623.64	730.57	496.11	676.39
30 Circuit	1,037.61	271.87	317.60	876.58	435.44	1,431.80	1,718.27	489.23	0.00	967.74
Mingo	1,037.61	271.87	317.60	876.58	435.44	1,431.80	1,718.27	489.23	0.00	967.74
31 Circuit	865.42	241.82	190.12	425.17	675.31	1,072.47	1,780.11	599.99	0.00	591.92
Monroe	1,003.38	268.47	161.48	518.11	263.98	992.53	1,780.11	1,019.97	0.00	592.22
Summers	759.16	203.54	195.85	344.35	851.59	1,114.35	0.00	180.00	0.00	591.63
WV	1,109.47	416.07	183.93	623.11	499.09	1,264.60	2,172.41	507.74	408.45	769.49

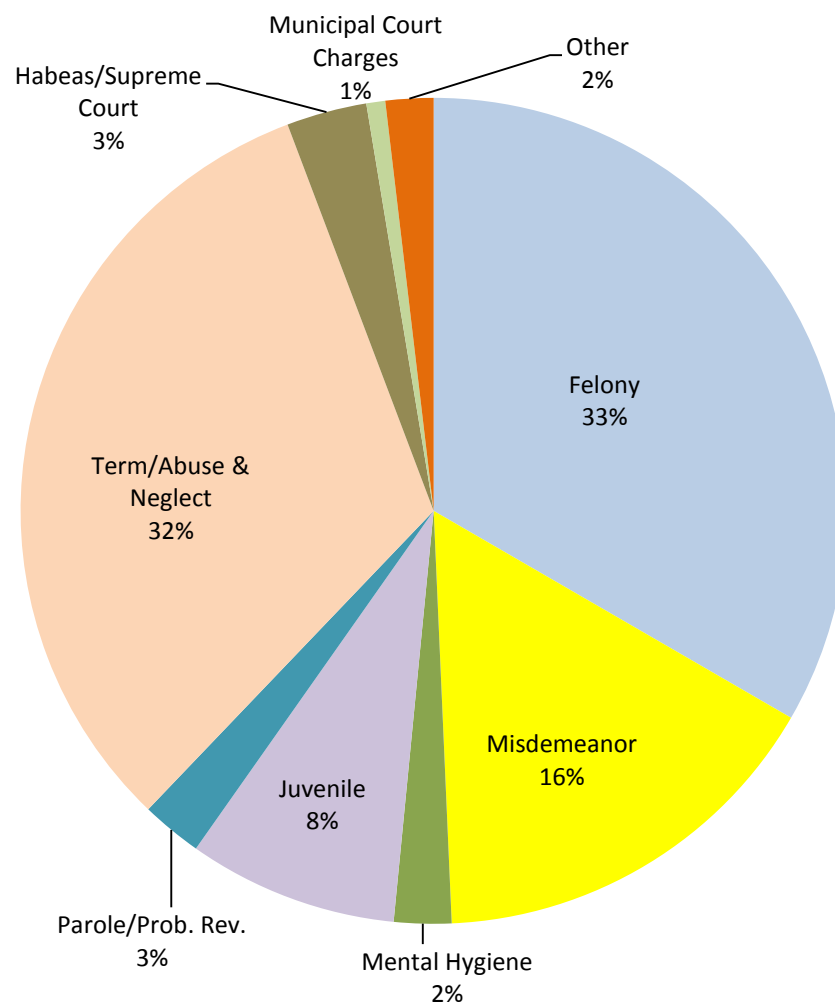
Note: For each county, the cost reported represents the average of the specific case type for the respective county. The Circuit Average cost represents the average of the total costs divided by the total specific case type within that circuit. The Circuit Average is not an average of the average county reported. Thus, the State Average represents the average of the specific case type.

AC HOURS PAID BY CASE TYPE

WEST VIRGINIA PUBLIC DEFENDER SERVICES APPOINTED COUNSEL HOURS FY 2011

Felony	167,747.6
Misdemeanor	80,216.5
Mental Hygiene	11,279.2
Juvenile	41,325.3
Parole/Prob. Rev.	11,980.6
Term/Abuse & Neglect	161,436.0
Habeas/Supreme Court	15,815.8
Municipal Court Charges	3,719.2
Other (Mag. Ct. Appeal, Mandamus/Prohibition, Extradition, Contempt, Fugitive, Other)	9,414.3
Total Hours Paid	502,934.4

APPOINTED COUNSEL HOURS BY CASE TYPE CHART



Note: Although the summation of the total hours is 502,934.5, the total hours reported is 502,934.4. the difference of 0.1 is attributed to rounding to the nearest tenth.

**WEST VIRGINIA PUBLIC DEFENDER SERVICES
 APPOINTED COUNSEL HOURS PAID BY CIRCUIT & CASE TYPE
 FISCAL YEAR 2011**

Circuit	Felony	Misd.	Parole						Muni. Court	Total Hours
			Mental Hygiene	Juv.	Prob. Rev.	Term. Abuse	Habeas Sup. Ct.	Other		
01	8,682.3	1,943.7	2,003.2	1,439.7	340.4	14,282.6	1,103.7	465.0	0.0	30,260.7
02	1,924.2	661.0	709.3	644.1	246.4	3,219.9	265.4	132.9	0.0	7,803.2
03	2,894.9	2,370.2	122.3	895.2	398.5	4,118.1	532.7	135.2	0.0	11,467.1
04	12,695.7	12,786.6	1,065.7	3,740.5	1,078.5	10,965.0	1,536.4	1,705.1	7.3	45,580.8
05	8,431.4	3,127.0	411.6	1,180.6	647.4	5,404.7	621.8	284.1	0.0	20,108.6
06	8,887.1	2,306.0	1,610.8	975.7	927.0	3,697.4	1,161.5	354.3	4.4	19,924.2
07	2,308.1	1,555.7	0.0	2,016.6	200.2	2,956.4	168.5	117.3	0.0	9,322.8
08	3,271.1	1,285.0	55.8	387.7	11.5	2,954.2	317.9	58.5	0.0	8,341.7
09	12,481.6	2,894.3	303.9	1,340.9	723.0	9,911.2	1,523.2	342.9	418.3	29,939.3
10	5,200.5	1,598.1	2.7	369.2	249.7	8,481.6	718.1	226.2	0.0	16,846.1
11	2,092.8	685.4	53.9	187.0	236.0	4,172.3	89.5	222.2	128.6	7,867.7
12	1,882.7	504.5	2.8	106.5	82.1	3,110.7	189.3	6.9	6.1	5,891.6
13	15,186.1	6,731.1	0.0	3,536.8	827.2	10,051.4	1,835.7	598.2	1,953.8	40,720.2
14	6,694.4	3,846.4	45.9	1,471.6	566.9	11,166.5	460.1	384.7	14.7	24,651.2
15	2,396.9	1,915.0	205.5	701.4	229.1	5,735.0	695.9	108.5	0.0	11,987.3
16	7,697.0	4,684.9	465.6	2,761.4	716.1	6,429.2	282.6	399.7	296.8	23,733.3
17	6,587.4	4,765.0	765.3	2,133.8	694.3	3,630.2	329.4	486.8	267.9	19,660.1
18	1,193.5	334.6	22.4	356.3	46.6	2,187.2	142.3	262.0	0.0	4,544.9
19	4,246.3	2,929.9	33.3	3,453.6	399.9	6,120.2	169.9	417.5	0.0	17,770.6
20	3,089.0	1,919.2	46.6	2,933.8	255.9	2,922.3	123.8	162.2	449.4	11,902.2
21	5,191.3	3,099.3	65.4	862.2	540.7	2,654.1	122.8	393.6	0.0	12,929.4
22	4,593.9	2,759.9	67.2	1,312.3	416.9	3,672.5	645.6	455.7	6.2	13,930.2
23	5,317.7	1,231.6	0.0	1,267.3	362.1	7,577.2	713.9	468.5	44.5	16,982.8
24	2,815.4	206.0	696.0	132.6	165.3	3,562.9	274.1	131.2	111.4	8,094.9
25	6,739.6	1,546.7	623.2	2,660.9	481.3	4,410.3	887.9	279.0	0.0	17,628.9
26	4,726.3	1,876.7	1,133.5	1,411.0	439.8	4,309.6	214.9	111.5	0.0	14,223.3
27	7,245.7	4,074.1	21.3	494.6	25.2	5,345.8	65.6	74.7	0.0	17,347.0
28	1,234.3	233.9	0.0	95.9	35.9	2,721.0	106.3	24.9	0.0	4,452.2
29	6,593.7	5,002.3	688.8	1,792.2	431.7	638.7	122.5	404.1	9.8	15,683.8
30	3,101.6	444.8	36.4	322.6	80.8	3,712.5	321.0	180.4	0.0	8,200.1
31	2,345.1	897.6	20.8	341.2	124.2	1,315.3	73.5	20.5	0.0	5,138.2
WV Total	167,747.6	80,216.5	11,279.2	41,325.3	11,980.6	161,436.0	15,815.8	9,414.3	3,719.2	502,934.4

**WEST VIRGINIA PUBLIC DEFENDER SERVICES
 DETAIL APPOINTED COUNSEL HOURS BY CIRCUIT & CASE TYPE
 FISCAL YEAR 2011**

Circuit County	Parole									Total Hours
	Felony	Misd.	Mental Hygiene	Juv.	Prob. Rev.	Term. Abuse	Habeas Sup. Ct	Muni. Court	Other	
01 Circuit	8,682.3	1,943.7	2,003.2	1,439.7	340.4	14,282.6	1,103.7	465.0	0.0	30,260.7
Brooke	1,673.1	533.4	279.5	280.3	150.5	3,335.4	0.0	93.8	0.0	6,346.0
Hancock	3,384.4	729.0	151.7	350.6	183.3	2,928.9	122.5	64.0	0.0	7,914.4
Ohio	3,624.8	681.3	1,572.0	808.8	6.6	8,018.3	981.2	307.2	0.0	16,000.2
02 Circuit	1,924.2	661.0	709.3	644.1	246.4	3,219.9	265.4	132.9	0.0	7,803.2
Marshall	1,167.9	496.0	312.5	254.6	167.6	1,880.4	110.2	31.2	0.0	4,420.4
Tyler	273.5	82.2	70.4	180.4	20.0	414.5	141.1	93.3	0.0	1,275.4
Wetzel	482.8	82.8	326.4	209.1	58.8	925.0	14.1	8.4	0.0	2,107.4
03 Circuit	2,894.9	2,370.2	122.3	895.2	398.5	4,118.1	532.7	135.2	0.0	11,467.1
Doddridge	975.5	804.3	70.7	405.0	347.8	1,336.9	0.0	86.3	0.0	4,026.5
Pleasants	815.6	590.5	25.5	177.5	25.2	730.8	369.4	15.0	0.0	2,749.5
Ritchie	1,103.8	975.4	26.1	312.7	25.5	2,050.4	163.3	33.9	0.0	4,691.1
04 Circuit	12,695.7	12,786.6	1,065.7	3,740.5	1,078.5	10,965.0	1,536.4	1,705.1	7.3	45,580.8
Wirt	524.1	592.0	15.1	373.7	71.5	400.7	203.1	42.0	0.0	2,222.2
Wood	12,171.6	12,194.6	1,050.6	3,366.8	1,007.0	10,564.3	1,333.3	1,663.1	7.3	43,358.6
05 Circuit	8,431.4	3,127.0	411.6	1,180.6	647.4	5,404.7	621.8	284.1	0.0	20,108.6
Calhoun	511.1	142.4	22.8	9.5	43.9	1,899.3	8.2	47.7	0.0	2,684.9
Jackson	3,653.0	518.5	15.7	430.2	256.9	1,095.2	398.5	18.5	0.0	6,386.5
Mason	2,244.6	2,055.7	373.1	523.1	308.4	742.3	76.2	187.2	0.0	6,510.6
Roane	2,022.7	410.4	0.0	217.8	38.2	1,667.9	138.9	30.7	0.0	4,526.6
06 Circuit	8,887.1	2,306.0	1,610.8	975.7	927.0	3,697.4	1,161.5	354.3	4.4	19,924.2
Cabell	8,887.1	2,306.0	1,610.8	975.7	927.0	3,697.4	1,161.5	354.3	4.4	19,924.2
07 Circuit	2,308.1	1,555.7	0.0	2,016.6	200.2	2,956.4	168.5	117.3	0.0	9,322.8
Logan	2,308.1	1,555.7	0.0	2,016.6	200.2	2,956.4	168.5	117.3	0.0	9,322.8
08 Circuit	3,271.1	1,285.0	55.8	387.7	11.5	2,954.2	317.9	58.5	0.0	8,341.7
McDowell	3,271.1	1,285.0	55.8	387.7	11.5	2,954.2	317.9	58.5	0.0	8,341.7
09 Circuit	12,481.6	2,894.3	303.9	1,340.9	723.0	9,911.2	1,523.2	342.9	418.3	29,939.3
Mercer	12,481.6	2,894.3	303.9	1,340.9	723.0	9,911.2	1,523.2	342.9	418.3	29,939.3
10 Circuit	5,200.5	1,598.1	2.7	369.2	249.7	8,481.6	718.1	226.2	0.0	16,846.1
Raleigh	5,200.5	1,598.1	2.7	369.2	249.7	8,481.6	718.1	226.2	0.0	16,846.1
11 Circuit	2,092.8	685.4	53.9	187.0	236.0	4,172.3	89.5	222.2	128.6	7,867.7
Greenbrier	1,395.5	328.3	4.3	149.3	210.5	2,646.3	89.5	170.7	128.6	5,123.0
Pocahontas	697.3	357.1	49.6	37.7	25.5	1,526.0	0.0	51.5	0.0	2,744.7
12 Circuit	1,882.7	504.5	2.8	106.5	82.1	3,110.7	189.3	6.9	6.1	5,891.6
Fayette	1,882.7	504.5	2.8	106.5	82.1	3,110.7	189.3	6.9	6.1	5,891.6
13 Circuit	15,186.1	6,731.1	0.0	3,536.8	827.2	10,051.4	1,835.7	598.2	1,953.8	40,720.2
Kanawha	15,186.1	6,731.1	0.0	3,536.8	827.2	10,051.4	1,835.7	598.2	1,953.8	40,720.2

**WEST VIRGINIA PUBLIC DEFENDER SERVICES
 DETAIL APPOINTED COUNSEL HOURS BY CIRCUIT & CASE TYPE
 FISCAL YEAR 2011**

Circuit County	Parole									Total Hours
	Felony	Misd.	Mental Hygiene	Juv.	Prob. Rev.	Term. Abuse	Habeas Sup. Ct	Muni. Court	Other	
14 Circuit	6,694.4	3,846.4	45.9	1,471.6	566.9	11,166.5	460.1	384.7	14.7	24,651.2
Braxton	2,401.9	1,571.5	27.5	579.2	352.4	2,061.9	53.8	62.5	0.0	7,110.7
Clay	1,243.4	967.3	0.0	224.2	63.8	4,386.3	75.9	58.9	0.0	7,019.8
Gilmer	1,167.7	561.6	11.5	281.9	17.0	1,414.5	29.8	156.7	14.7	3,655.4
Webster	1,881.4	746.0	6.9	386.3	133.7	3,303.8	300.6	106.6	0.0	6,865.3
15 Circuit	2,396.9	1,915.0	205.5	701.4	229.1	5,735.0	695.9	108.5	0.0	11,987.3
Harrison	2,396.9	1,915.0	205.5	701.4	229.1	5,735.0	695.9	108.5	0.0	11,987.3
16 Circuit	7,697.0	4,684.9	465.6	2,761.4	716.1	6,429.2	282.6	399.7	296.8	23,733.3
Marion	7,697.0	4,684.9	465.6	2,761.4	716.1	6,429.2	282.6	399.7	296.8	23,733.3
17 Circuit	6,587.4	4,765.0	765.3	2,133.8	694.3	3,630.2	329.4	486.8	267.9	19,660.1
Monongalia	6,587.4	4,765.0	765.3	2,133.8	694.3	3,630.2	329.4	486.8	267.9	19,660.1
18 Circuit	1,193.5	334.6	22.4	356.3	46.6	2,187.2	142.3	262.0	0.0	4,544.9
Preston	1,193.5	334.6	22.4	356.3	46.6	2,187.2	142.3	262.0	0.0	4,544.9
19 Circuit	4,246.3	2,929.9	33.3	3,453.6	399.9	6,120.2	169.9	417.5	0.0	17,770.6
Barbour	1,977.2	1,936.2	15.1	1,735.2	139.9	3,742.5	113.4	124.9	0.0	9,784.4
Taylor	2,269.1	993.7	18.2	1,718.4	260.0	2,377.7	56.5	292.6	0.0	7,986.2
20 Circuit	3,089.0	1,919.2	46.6	2,933.8	255.9	2,922.3	123.8	162.2	449.4	11,902.2
Randolph	3,089.0	1,919.2	46.6	2,933.8	255.9	2,922.3	123.8	162.2	449.4	11,902.2
21 Circuit	5,191.3	3,099.3	65.4	862.2	540.7	2,654.1	122.8	393.6	0.0	12,929.4
Grant	2,683.8	746.5	21.0	129.7	152.3	1,311.4	14.4	51.1	0.0	5,110.2
Mineral	2,249.5	2,149.6	42.1	671.8	346.9	1,229.2	73.9	209.4	0.0	6,972.4
Tucker	258.0	203.2	2.3	60.7	41.5	113.5	34.5	133.1	0.0	846.8
22 Circuit	4,593.9	2,759.9	67.2	1,312.3	416.9	3,672.5	645.6	455.7	6.2	13,930.2
Hampshire	2,350.5	1,229.0	35.8	389.8	136.1	1,393.0	529.6	142.7	0.0	6,206.5
Hardy	1,542.7	1,297.6	18.7	689.0	254.1	1,805.7	62.6	260.8	6.2	5,937.4
Pendleton	700.7	233.3	12.7	233.5	26.7	473.8	53.4	52.2	0.0	1,786.3
23 Circuit	5,317.7	1,231.6	0.0	1,267.3	362.1	7,577.2	713.9	468.5	44.5	16,982.8
Berkeley	3,129.1	577.6	0.0	917.5	195.3	5,686.2	591.8	439.1	44.5	11,581.1
Jefferson	1,468.6	448.7	0.0	228.3	114.3	1,395.2	81.8	8.3	0.0	3,745.2
Morgan	720.0	205.3	0.0	121.5	52.5	495.8	40.3	21.1	0.0	1,656.5
24 Circuit	2,815.4	206.0	696.0	132.6	165.3	3,562.9	274.1	131.2	111.4	8,094.9
Wayne	2,815.4	206.0	696.0	132.6	165.3	3,562.9	274.1	131.2	111.4	8,094.9
25 Circuit	6,739.6	1,546.7	623.2	2,660.9	481.3	4,410.3	887.9	279.0	0.0	17,628.9
Boone	3,405.3	741.6	0.0	1,919.2	217.0	2,197.3	414.6	222.2	0.0	9,117.2
Lincoln	3,334.3	805.1	623.2	741.7	264.3	2,213.0	473.3	56.8	0.0	8,511.7
26 Circuit	4,726.3	1,876.7	1,133.5	1,411.0	439.8	4,309.6	214.9	111.5	0.0	14,223.3
Lewis	2,153.2	726.1	1,070.2	268.5	149.8	1,340.4	0.0	25.4	0.0	5,733.6
Upshur	2,573.1	1,150.6	63.3	1,142.5	290.0	2,969.2	214.9	86.1	0.0	8,489.7

**WEST VIRGINIA PUBLIC DEFENDER SERVICES
 DETAIL APPOINTED COUNSEL HOURS BY CIRCUIT & CASE TYPE
 FISCAL YEAR 2011**

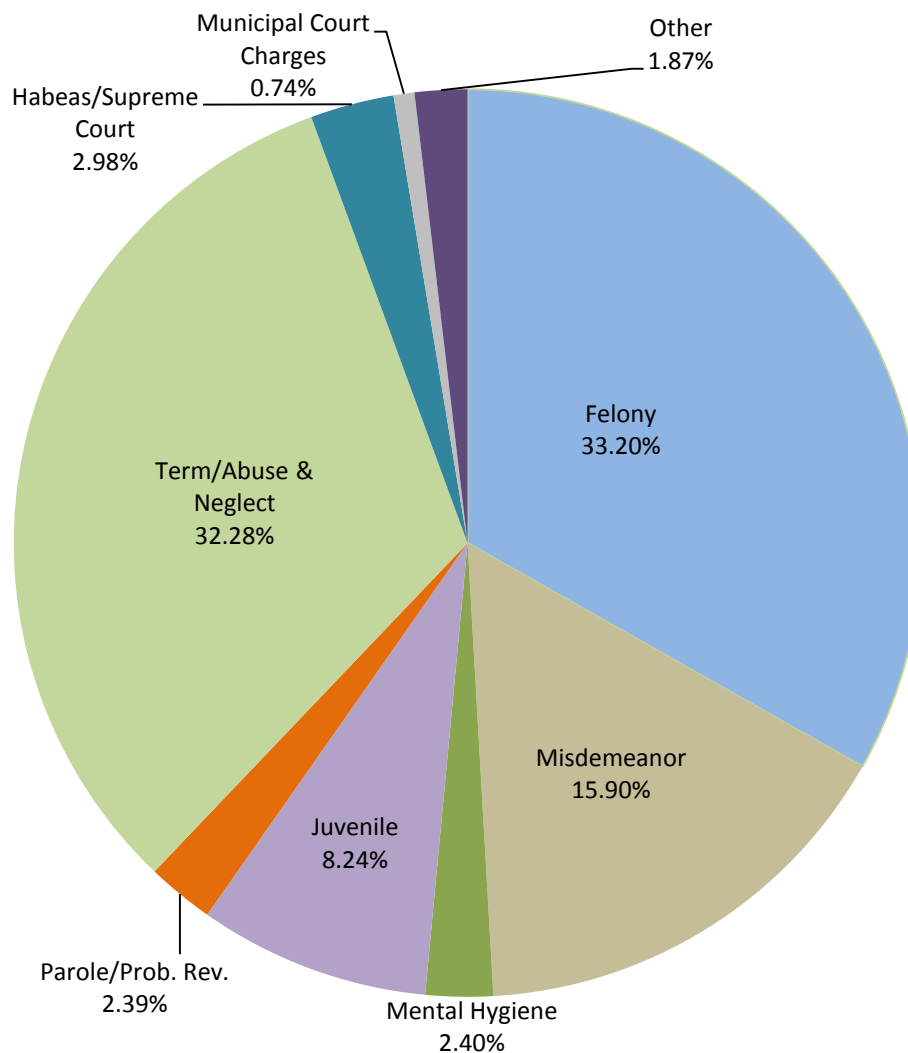
Circuit County	Felony	Misd.	Mental Hygiene	Juv.	Parole			Habeas Sup. Ct	Muni. Court	Other	Total Hours
					Prob. Rev.	Term. Abuse					
27 Circuit	7,245.7	4,074.1	21.3	494.6	25.2	5,345.8	65.6	74.7	0.0	17,347.0	
Wyoming	7,245.7	4,074.1	21.3	494.6	25.2	5,345.8	65.6	74.7	0.0	17,347.0	
28 Circuit	1,234.3	233.9	0.0	95.9	35.9	2,721.0	106.3	24.9	0.0	4,452.2	
Nicholas	1,234.3	233.9	0.0	95.9	35.9	2,721.0	106.3	24.9	0.0	4,452.2	
29 Circuit	6,593.7	5,002.3	688.8	1,792.2	431.7	638.7	122.5	404.1	9.8	15,683.8	
Putnam	6,593.7	5,002.3	688.8	1,792.2	431.7	638.7	122.5	404.1	9.8	15,683.8	
30 Circuit	3,101.6	444.8	36.4	322.6	80.8	3,712.5	321.0	180.4	0.0	8,200.1	
Mingo	3,101.6	444.8	36.4	322.6	80.8	3,712.5	321.0	180.4	0.0	8,200.1	
31 Circuit	2,345.1	897.6	20.8	341.2	124.2	1,315.3	73.5	20.5	0.0	5,138.2	
Monroe	1,081.6	582.5	2.6	192.4	14.7	406.7	73.5	16.9	0.0	2,370.9	
Summers	1,263.5	315.1	18.2	148.8	109.5	908.6	0.0	3.6	0.0	2,767.3	
WV Total	167,747.6	80,216.5	11,279.2	41,325.3	11,980.6	161,436.0	15,815.8	9,414.3	3,719.2	502,934.4	

AC FEES PAID BY CASE TYPE

WEST VIRGINIA PUBLIC DEFENDER SERVICES APPOINTED COUNSEL FEES PAID IN FY 2011

Felony	8,014,030.00
Misdemeanor	3,838,232.41
Mental Hygiene	578,822.00
Juvenile	1,988,236.00
Parole/Prob. Rev.	577,842.59
Term/Abuse & Neglect	7,793,639.55
Habeas/Supreme Court	720,627.00
Municipal Court Charges	179,559.22
Other (Mag. Ct. Appeal, Mandamus/Prohibition, Extradition, Contempt, Fugitive, Other)	451,197.41
Total Fees Paid	24,142,186.18

APPOINTED COUNSEL FEES PAID BY CASE TYPE CHART



**WEST VIRGINIA PUBLIC DEFENDER SERVICES
 FY 2011 APPOINTED COUNSEL FEES BY CIRCUIT & CASE TYPE**

Circuit	Parole											Total Fee
	Felony	Misd.	Mental Hygiene	Juv.	Prob. Rev.	Term. Abuse	Habeas Sup. Ct.	Other	Muni. Court			
01	411,943.50	93,334.50	96,398.00	69,022.50	16,380.00	672,444.55	50,000.50	22,457.00	0.00	1,431,980.55		
02	92,303.00	31,865.00	34,716.50	31,524.50	12,090.00	157,147.50	11,991.00	6,495.00	0.00	378,132.50		
03	136,016.50	111,665.00	6,237.50	42,452.00	18,776.50	196,926.50	24,263.50	6,562.00	0.00	542,899.50		
04	601,140.00	606,585.00	51,570.50	177,295.00	51,158.50	520,685.00	69,951.50	81,509.50	346.50	2,160,241.50		
05	402,879.00	149,431.00	20,752.00	58,041.00	31,535.00	266,557.50	28,329.00	13,796.50	0.00	971,321.00		
06	431,883.50	112,794.00	92,820.00	50,896.50	45,071.00	187,187.00	53,047.50	17,245.50	248.00	991,193.00		
07	111,526.50	76,516.50	0.00	98,069.00	9,931.00	146,340.00	7,738.50	5,700.50	0.00	455,822.00		
08	153,098.00	61,081.00	2,957.00	18,832.50	587.50	142,745.00	14,571.50	2,708.50	0.00	396,581.00		
09	595,525.00	139,231.50	14,485.50	64,880.50	35,433.00	477,836.00	69,670.00	16,288.50	20,435.50	1,433,785.50		
10	247,980.50	77,296.50	151.50	18,184.00	11,904.50	411,528.00	32,650.50	10,753.00	0.00	810,448.50		
11	98,540.00	32,301.00	2,771.50	8,889.00	11,512.00	195,909.50	4,027.50	10,211.00	6,089.00	370,250.50		
12	90,230.50	25,126.50	156.00	5,098.50	3,958.50	151,179.50	8,628.50	310.50	278.50	284,967.00		
13	720,951.00	323,572.47	0.00	170,265.00	39,263.59	482,306.00	83,047.00	28,127.50	94,544.22	1,942,076.78		
14	323,432.00	186,948.00	2,647.50	71,262.00	27,680.50	546,408.50	21,188.50	18,709.50	679.50	1,198,956.00		
15	114,760.50	90,283.00	10,305.50	33,523.00	11,033.50	277,481.00	32,171.50	5,112.50	0.00	574,670.50		
16	357,268.50	219,208.00	23,302.00	128,253.50	33,534.50	301,042.00	12,721.00	18,468.50	13,936.00	1,107,734.00		
17	314,045.00	224,745.50	40,364.50	102,001.00	33,123.50	173,097.00	15,079.00	23,504.00	12,667.50	938,627.00		
18	55,779.50	15,847.00	1,086.00	16,581.50	2,175.00	102,562.00	6,511.50	12,172.00	0.00	212,714.50		
19	198,661.50	137,017.50	1,694.50	159,272.00	18,671.50	285,035.00	7,653.50	19,303.50	0.00	827,309.00		
20	148,645.00	92,554.00	2,433.00	140,465.00	12,397.50	142,837.50	5,655.00	7,631.00	21,715.00	574,333.00		
21	248,952.50	149,140.50	3,521.00	40,951.00	25,643.50	127,332.50	5,568.00	19,007.85	0.00	620,116.85		
22	224,411.50	132,755.50	3,734.00	65,129.50	20,638.50	180,758.50	29,294.00	22,560.50	279.00	679,561.00		
23	259,210.50	60,362.00	0.00	61,438.50	17,762.50	372,462.00	32,465.50	23,228.50	2,142.50	829,072.00		
24	139,921.50	10,860.94	45,240.00	6,619.00	8,408.50	183,296.50	12,414.50	6,377.06	5,743.00	418,881.00		
25	330,989.50	76,105.50	28,830.00	135,314.50	23,354.50	223,843.50	40,711.50	14,069.00	0.00	873,218.00		
26	227,149.50	90,885.50	56,479.50	66,847.00	22,047.00	201,332.00	9,784.50	5,283.50	0.00	679,808.50		
27	339,372.50	193,166.50	1,106.50	23,893.00	1,284.00	254,519.00	2,952.00	3,561.50	0.00	819,855.00		
28	59,765.50	11,799.50	0.00	4,893.50	1,811.50	133,871.00	4,817.50	1,180.50	0.00	218,139.00		
29	311,765.50	239,523.50	32,094.00	85,517.50	20,792.50	31,243.50	5,580.50	19,036.50	455.00	746,008.50		
30	151,493.00	23,078.00	1,904.00	15,778.50	3,810.00	183,601.50	14,835.00	8,754.00	0.00	403,254.00		
31	114,389.50	43,152.00	1,064.00	17,046.00	6,073.00	64,124.50	3,307.50	1,072.50	0.00	250,229.00		
WV Total	8,014,030.00	3,838,232.41	578,822.00	1,988,236.00	577,842.59	7,793,639.55	720,627.00	451,197.41	179,559.22	24,142,186.18		

**WEST VIRGINIA PUBLIC DEFENDER SERVICES
 DETAIL APPOINTED COUNSEL FEES BY CIRCUIT & CASE TYPE
 FISCAL YEAR 2011**

Circuit County	Felony	Misd.	Mental Hygiene	Juv.	Parole			Term. Abuse	Habeas Sup. Ct.	Other	Muni. Court	Total Fee
					Prob.	Rev.	Rev.					
01 Circuit	411,943.50	93,334.50	96,398.00	69,022.50	16,380.00	672,444.55	50,000.50	22,457.00	0.00	1,431,980.55		
Brooke	80,553.50	25,037.00	13,479.50	13,563.50	7,222.50	156,563.00	0.00	4,563.00	0.00	300,982.00		
Hancock	160,052.00	36,053.00	7,166.50	16,611.00	8,828.50	138,272.05	5,626.50	2,982.00	0.00	375,591.55		
Ohio	171,338.00	32,244.50	75,752.00	38,848.00	329.00	377,609.50	44,374.00	14,912.00	0.00	755,407.00		
02 Circuit	92,303.00	31,865.00	34,716.50	31,524.50	12,090.00	157,147.50	11,991.00	6,495.00	0.00	378,132.50		
Marshall	55,951.50	23,938.00	15,270.50	12,511.00	8,226.00	90,508.00	4,959.00	1,470.50	0.00	212,834.50		
Tyler	13,255.50	3,917.00	3,586.00	8,844.00	972.00	20,388.50	6,397.50	4,626.50	0.00	61,987.00		
Wetzel	23,096.00	4,010.00	15,860.00	10,169.50	2,892.00	46,251.00	634.50	398.00	0.00	103,311.00		
03 Circuit	136,016.50	111,665.00	6,237.50	42,452.00	18,776.50	196,926.50	24,263.50	6,562.00	0.00	542,899.50		
Doddridge	45,639.50	38,151.50	3,497.50	19,179.00	16,355.00	64,886.50	0.00	4,127.50	0.00	191,836.50		
Pleasants	38,398.00	27,724.50	1,385.50	8,373.50	1,230.00	34,796.00	16,885.00	705.00	0.00	129,497.50		
Ritchie	51,979.00	45,789.00	1,354.50	14,899.50	1,191.50	97,244.00	7,378.50	1,729.50	0.00	221,565.50		
04 Circuit	601,140.00	606,585.00	51,570.50	177,295.00	51,158.50	520,685.00	69,951.50	81,509.50	346.50	2,160,241.50		
Wirt	24,760.50	27,894.00	723.50	17,676.50	3,383.50	18,759.50	9,179.50	1,988.00	0.00	104,365.00		
Wood	576,379.50	578,691.00	50,847.00	159,618.50	47,775.00	501,925.50	60,772.00	79,521.50	346.50	2,055,876.50		
05 Circuit	402,879.00	149,431.00	20,752.00	58,041.00	31,535.00	266,557.50	28,329.00	13,796.50	0.00	971,321.00		
Calhoun	24,383.50	6,930.00	1,220.00	517.50	2,085.50	92,078.50	369.00	2,318.50	0.00	129,902.50		
Jackson	172,833.00	24,864.50	852.50	21,143.00	12,440.50	54,962.00	18,206.50	886.50	0.00	306,188.50		
Mason	109,205.00	97,854.50	18,679.50	25,965.50	15,144.00	37,677.50	3,443.00	9,150.00	0.00	317,119.00		
Roane	96,457.50	19,782.00	0.00	10,415.00	1,865.00	81,839.50	6,310.50	1,441.50	0.00	218,111.00		
06 Circuit	431,883.50	112,794.00	92,820.00	50,896.50	45,071.00	187,187.00	53,047.50	17,245.50	248.00	991,193.00		
Cabell	431,883.50	112,794.00	92,820.00	50,896.50	45,071.00	187,187.00	53,047.50	17,245.50	248.00	991,193.00		
07 Circuit	111,526.50	76,516.50	0.00	98,069.00	9,931.00	146,340.00	7,738.50	5,700.50	0.00	455,822.00		
Logan	111,526.50	76,516.50	0.00	98,069.00	9,931.00	146,340.00	7,738.50	5,700.50	0.00	455,822.00		
08 Circuit	153,098.00	61,081.00	2,957.00	18,832.50	587.50	142,745.00	14,571.50	2,708.50	0.00	396,581.00		
McDowell	153,098.00	61,081.00	2,957.00	18,832.50	587.50	142,745.00	14,571.50	2,708.50	0.00	396,581.00		

**WEST VIRGINIA PUBLIC DEFENDER SERVICES
 DETAIL APPOINTED COUNSEL FEES BY CIRCUIT & CASE TYPE
 FISCAL YEAR 2011**

Circuit County	Parole											Total Fee
	Felony	Misd.	Mental Hygiene	Juv.	Prob. Rev.	Term. Abuse	Habeas Sup. Ct.	Other	Muni. Court	Total		
09 Circuit	595,525.00	139,231.50	14,485.50	64,880.50	35,433.00	477,836.00	69,670.00	16,288.50	20,435.50	1,433,785.50		
Mercer	595,525.00	139,231.50	14,485.50	64,880.50	35,433.00	477,836.00	69,670.00	16,288.50	20,435.50	1,433,785.50		
10 Circuit	247,980.50	77,296.50	151.50	18,184.00	11,904.50	411,528.00	32,650.50	10,753.00	0.00	810,448.50		
Raleigh	247,980.50	77,296.50	151.50	18,184.00	11,904.50	411,528.00	32,650.50	10,753.00	0.00	810,448.50		
11 Circuit	98,540.00	32,301.00	2,771.50	8,889.00	11,512.00	195,909.50	4,027.50	10,211.00	6,089.00	370,250.50		
Greenbrier	65,817.50	15,517.50	229.50	7,000.50	10,254.50	123,501.50	4,027.50	7,853.50	6,089.00	240,291.00		
Pocahontas	32,722.50	16,783.50	2,542.00	1,888.50	1,257.50	72,408.00	0.00	2,357.50	0.00	129,959.50		
12 Circuit	90,230.50	25,126.50	156.00	5,098.50	3,958.50	151,179.50	8,628.50	310.50	278.50	284,967.00		
Fayette	90,230.50	25,126.50	156.00	5,098.50	3,958.50	151,179.50	8,628.50	310.50	278.50	284,967.00		
13 Circuit	720,951.00	323,572.47	0.00	170,265.00	39,263.59	482,306.00	83,047.00	28,127.50	94,544.22	1,942,076.78		
Kanawha	720,951.00	323,572.47	0.00	170,265.00	39,263.59	482,306.00	83,047.00	28,127.50	94,544.22	1,942,076.78		
14 Circuit	323,432.00	186,948.00	2,647.50	71,262.00	27,680.50	546,408.50	21,188.50	18,709.50	679.50	1,198,956.00		
Braxton	116,647.50	76,887.50	1,643.50	28,186.00	17,170.00	101,505.50	2,421.00	3,142.50	0.00	347,603.50		
Clay	59,831.00	46,776.50	0.00	10,553.00	3,139.00	215,165.50	3,439.50	2,972.50	0.00	341,877.00		
Gillmer	56,048.50	27,440.00	603.50	13,659.50	835.00	68,470.50	1,371.00	7,475.50	679.50	176,583.00		
Webster	90,905.00	35,844.00	400.50	18,863.50	6,536.50	161,267.00	13,957.00	5,119.00	0.00	332,892.50		
15 Circuit	114,760.50	90,283.00	10,305.50	33,523.00	11,033.50	277,481.00	32,171.50	5,112.50	0.00	574,670.50		
Harrison	114,760.50	90,283.00	10,305.50	33,523.00	11,033.50	277,481.00	32,171.50	5,112.50	0.00	574,670.50		
16 Circuit	357,268.50	219,208.00	23,302.00	128,253.50	33,534.50	301,042.00	12,721.00	18,468.50	13,936.00	1,107,734.00		
Marion	357,268.50	219,208.00	23,302.00	128,253.50	33,534.50	301,042.00	12,721.00	18,468.50	13,936.00	1,107,734.00		
17 Circuit	314,045.00	224,745.50	40,364.50	102,001.00	33,123.50	173,097.00	15,079.00	23,504.00	12,667.50	938,627.00		
Monongalia	314,045.00	224,745.50	40,364.50	102,001.00	33,123.50	173,097.00	15,079.00	23,504.00	12,667.50	938,627.00		
18 Circuit	55,779.50	15,847.00	1,086.00	16,581.50	2,175.00	102,562.00	6,511.50	12,172.00	0.00	212,714.50		
Preston	55,779.50	15,847.00	1,086.00	16,581.50	2,175.00	102,562.00	6,511.50	12,172.00	0.00	212,714.50		

**WEST VIRGINIA PUBLIC DEFENDER SERVICES
 DETAIL APPOINTED COUNSEL FEES BY CIRCUIT & CASE TYPE
 FISCAL YEAR 2011**

Circuit County	Parole										Total Fee
	Felony	Misd.	Mental Hygiene	Juv.	Prob. Rev.	Term. Abuse	Habeas Sup. Ct.	Other	Muni. Court	Total Fee	
19 Circuit	198,661.50	137,017.50	1,694.50	159,272.00	18,671.50	285,035.00	7,653.50	19,303.50	0.00	827,309.00	
Barbour	92,334.00	89,957.00	787.50	79,778.00	6,475.50	174,230.50	5,103.00	5,856.50	0.00	454,522.00	
Taylor	106,327.50	47,060.50	907.00	79,494.00	12,196.00	110,804.50	2,550.50	13,447.00	0.00	372,787.00	
20 Circuit	148,645.00	92,554.00	2,433.00	140,465.00	12,397.50	142,837.50	5,655.00	7,631.00	21,715.00	574,333.00	
Randolph	148,645.00	92,554.00	2,433.00	140,465.00	12,397.50	142,837.50	5,655.00	7,631.00	21,715.00	574,333.00	
21 Circuit	248,952.50	149,140.50	3,521.00	40,951.00	25,643.50	127,332.50	5,568.00	19,007.85	0.00	620,116.85	
Grant	128,059.00	35,996.50	1,083.00	6,230.50	7,205.50	62,591.00	648.00	2,389.50	0.00	244,203.00	
Mineral	108,607.50	103,662.00	2,294.50	31,831.00	16,530.50	59,390.00	3,341.50	10,225.00	0.00	335,882.00	
Tucker	12,286.00	9,482.00	143.50	2,889.50	1,907.50	5,351.50	1,578.50	6,393.35	0.00	40,031.85	
22 Circuit	224,411.50	132,755.50	3,734.00	65,129.50	20,638.50	180,758.50	29,294.00	22,560.50	279.00	679,561.00	
Hampshire	113,972.50	59,093.00	1,983.00	19,633.00	6,670.50	68,235.00	23,930.00	7,211.50	0.00	300,728.50	
Hardy	75,913.50	62,508.00	1,037.50	33,919.00	12,726.50	89,176.50	2,825.00	12,884.00	279.00	291,269.00	
Pendleton	34,525.50	11,154.50	713.50	11,577.50	1,241.50	23,347.00	2,539.00	2,465.00	0.00	87,563.50	
23 Circuit	259,210.50	60,362.00	0.00	61,438.50	17,762.50	372,462.00	32,465.50	23,228.50	2,142.50	829,072.00	
Berkeley	150,827.50	27,742.00	0.00	44,083.50	9,458.50	280,789.00	26,905.00	21,807.50	2,142.50	563,755.50	
Jefferson	73,107.00	22,619.50	0.00	11,385.50	5,733.50	68,006.00	3,747.00	413.50	0.00	185,012.00	
Morgan	35,276.00	10,000.50	0.00	5,969.50	2,570.50	23,667.00	1,813.50	1,007.50	0.00	80,304.50	
24 Circuit	139,921.50	10,860.94	45,240.00	6,619.00	8,408.50	183,296.50	12,414.50	6,377.06	5,743.00	418,881.00	
Wayne	139,921.50	10,860.94	45,240.00	6,619.00	8,408.50	183,296.50	12,414.50	6,377.06	5,743.00	418,881.00	
25 Circuit	330,989.50	76,105.50	28,830.00	135,314.50	23,354.50	223,843.50	40,711.50	14,069.00	0.00	873,218.00	
Boone	172,024.00	37,136.00	0.00	99,058.00	10,783.00	117,098.50	19,213.00	11,295.00	0.00	466,607.50	
Lincoln	158,965.50	38,969.50	28,830.00	36,256.50	12,571.50	106,745.00	21,498.50	2,774.00	0.00	406,610.50	
26 Circuit	227,149.50	90,885.50	56,479.50	66,847.00	22,047.00	201,332.00	9,784.50	5,283.50	0.00	679,808.50	
Lewis	104,020.00	34,850.50	53,293.00	12,944.50	7,251.00	63,414.00	0.00	1,229.00	0.00	277,002.00	
Upshur	123,129.50	56,035.00	3,186.50	53,902.50	14,796.00	137,918.00	9,784.50	4,054.50	0.00	402,806.50	

**WEST VIRGINIA PUBLIC DEFENDER SERVICES
 DETAIL APPOINTED COUNSEL FEES BY CIRCUIT & CASE TYPE
 FISCAL YEAR 2011**

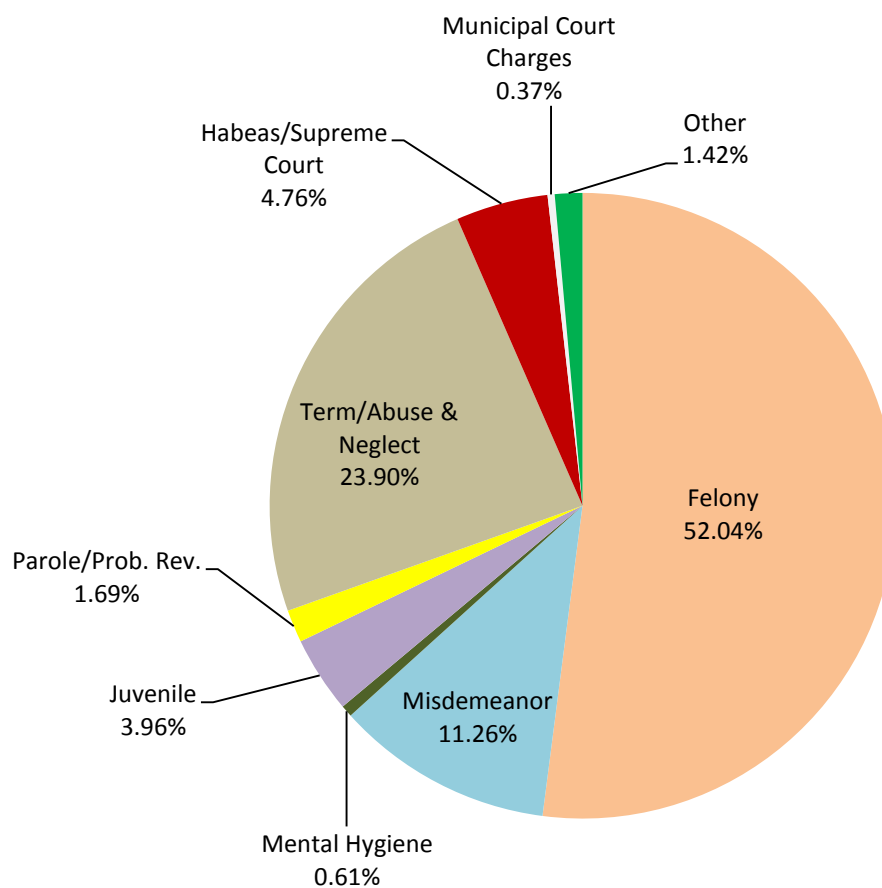
Circuit County	Parole										Total Fee
	Felony	Misd.	Mental Hygiene	Juv.	Prob. Rev.	Term. Abuse	Habeas Sup. Ct.	Other	Muni. Court	Total Fee	
27 Circuit	339,372.50	193,166.50	1,106.50	23,893.00	1,284.00	254,519.00	2,952.00	3,561.50	0.00	0.00	819,855.00
Wyoming	339,372.50	193,166.50	1,106.50	23,893.00	1,284.00	254,519.00	2,952.00	3,561.50	0.00	0.00	819,855.00
28 Circuit	59,765.50	11,799.50	0.00	4,893.50	1,811.50	133,871.00	4,817.50	1,180.50	0.00	0.00	218,139.00
Nicholas	59,765.50	11,799.50	0.00	4,893.50	1,811.50	133,871.00	4,817.50	1,180.50	0.00	0.00	218,139.00
29 Circuit	311,765.50	239,523.50	32,094.00	85,517.50	20,792.50	31,243.50	5,580.50	19,036.50	455.00	0.00	746,008.50
Putnam	311,765.50	239,523.50	32,094.00	85,517.50	20,792.50	31,243.50	5,580.50	19,036.50	455.00	0.00	746,008.50
30 Circuit	151,493.00	23,078.00	1,904.00	15,778.50	3,810.00	183,601.50	14,835.00	8,754.00	0.00	0.00	403,254.00
Mingo	151,493.00	23,078.00	1,904.00	15,778.50	3,810.00	183,601.50	14,835.00	8,754.00	0.00	0.00	403,254.00
31 Circuit	114,389.50	43,152.00	1,064.00	17,046.00	6,073.00	64,124.50	3,307.50	1,072.50	0.00	0.00	250,229.00
Monroe	53,516.00	28,022.50	133.00	9,644.00	753.50	20,381.50	3,307.50	892.50	0.00	0.00	116,650.50
Summers	60,873.50	15,129.50	931.00	7,402.00	5,319.50	43,743.00	0.00	180.00	0.00	0.00	133,578.50
WV Total	8,014,030.00	3,838,232.41	578,822.00	1,988,236.00	577,842.59	7,793,639.55	720,627.00	451,197.41	179,559.22	0.00	24,142,186.18

AC EXPENSES PAID BY CASE TYPE

APPOINTED COUNSEL EXPENSES PAID IN FY 2011 INCLUDING DIRECT EXPENSES

Felony	1,123,594.20
Misdemeanor	243,008.96
Mental Hygiene	13,077.42
Juvenile	85,480.67
Parole/Prob. Rev.	36,532.79
Term/Abuse & Neglect	516,060.64
Habeas/Supreme Court	102,717.43
Municipal Court Charges	7,921.48
Other	30,645.83
<small>(Rev., Mag. Ct. Appeal, Mandamus/Prohibition, Extradition, Contempt, Fugitive, Other)</small>	
Total Expenses Paid	2,159,039.42

APPOINTED COUNSEL EXPENSES PAID CHART



**WEST VIRGINIA PUBLIC DEFENDER SERVICES
 FY 2011 APPOINTED COUNSEL EXPENSES BY CIRCUIT & CASE TYPE**

Circuit	Felony	Misd.	Mental Hygiene	Juv.	Parole			Term. Abuse	Habeas Sup. Ct.	Muni. Court	Other	Total Expenses
					Prob. Rev.	Prob.	Rev.					
01	33,546.59	4,987.32	546.69	1,844.01	992.03	31,570.49	9,781.29	0.00	1,132.85	84,401.27		
02	10,259.75	812.10	3,129.57	874.79	352.32	15,859.20	8,804.02	0.00	168.67	40,260.42		
03	33,931.13	13,597.23	208.94	4,360.19	2,562.17	25,715.71	3,270.27	0.00	578.34	84,223.98		
04	148,409.44	58,777.83	1,909.02	6,873.58	4,409.94	48,531.99	9,322.55	11.79	6,361.67	284,607.81		
05	42,807.45	7,688.76	72.11	2,009.92	2,138.22	19,059.31	1,538.38	0.00	1,009.49	76,323.64		
06	48,459.75	896.86	44.20	520.11	232.75	4,432.59	3,487.37	0.00	425.02	58,498.65		
07	9,966.69	3,029.61	0.00	1,962.47	445.74	3,243.53	378.75	0.00	428.60	19,455.39		
08	11,621.96	2,104.06	2.00	319.13	0.00	4,318.66	1,952.12	0.00	195.67	20,513.60		
09	117,599.73	12,277.85	1,421.10	6,870.72	3,418.77	41,783.85	16,827.72	2,752.70	1,314.25	204,266.69		
10	27,278.31	9,327.26	0.00	659.37	4,948.50	33,862.12	1,313.72	0.00	485.58	77,874.86		
11	3,259.72	1,185.86	111.45	158.64	156.56	5,819.73	0.00	71.92	160.19	10,924.07		
12	10,776.72	520.71	0.00	492.55	182.31	5,787.29	554.08	8.10	0.00	18,321.76		
13	59,608.14	7,513.70	0.00	5,618.28	976.92	28,085.19	3,194.40	2,437.45	374.83	107,808.91		
14	38,996.33	17,133.50	48.60	10,037.81	3,106.94	47,975.04	2,918.44	77.85	1,306.29	121,600.80		
15	18,693.24	7,635.51	281.50	617.34	241.60	14,112.22	2,004.68	0.00	151.58	43,737.67		
16	29,573.31	3,781.22	107.71	2,610.03	1,281.19	6,544.64	346.05	199.62	379.20	44,822.97		
17	20,887.90	6,739.05	8.81	3,889.13	1,257.69	3,480.03	2,986.17	214.80	798.32	40,261.90		
18	3,833.86	1,354.26	12.21	728.71	153.45	6,643.07	539.21	0.00	579.20	13,843.97		
19	7,086.81	3,919.14	47.60	4,156.99	308.52	12,115.72	652.53	0.00	597.31	28,884.62		
20	10,966.71	6,258.98	20.48	3,675.78	906.15	5,176.79	718.85	2,027.52	210.19	29,961.45		
21	56,084.37	4,673.13	58.02	4,148.95	1,075.13	3,909.11	568.14	0.00	5,882.60	76,399.45		
22	46,833.75	7,575.79	38.48	6,745.61	558.94	9,799.90	5,095.10	0.00	528.05	77,175.62		
23	104,754.08	3,645.14	0.00	2,184.04	2,200.09	70,473.38	5,903.08	43.68	1,147.05	190,350.54		
24	16,151.43	1,019.76	0.00	365.98	691.25	14,344.23	1,080.25	34.94	431.80	34,119.64		
25	54,464.33	1,921.61	616.57	2,399.64	671.98	5,708.50	10,844.48	0.00	225.80	76,852.91		
26	24,582.87	4,219.15	3,381.29	3,369.87	801.73	7,941.22	1,374.77	0.00	343.69	46,014.59		
27	72,114.82	33,772.85	16.63	2,072.44	111.21	18,793.86	3,838.86	0.00	177.84	130,898.51		
28	7,403.07	849.90	0.00	10.95	297.14	9,008.19	1,625.96	0.00	0.00	19,195.21		
29	29,571.54	12,967.16	916.12	4,667.32	1,264.48	3,487.23	914.06	41.11	5,072.19	58,901.21		
30	5,185.86	30.58	1.60	0.00	109.00	3,964.12	629.41	0.00	52.09	9,972.66		
31	18,884.54	2,793.08	76.72	1,236.32	680.07	4,513.73	252.72	0.00	127.47	28,564.65		
WV Total	1,123,594.20	243,008.96	13,077.42	85,480.67	36,532.79	516,060.64	102,717.43	7,921.48	30,645.83	2,159,039.42		

**WEST VIRGINIA PUBLIC DEFENDER SERVICES
 APPOINTED COUNSEL EXPENSES BY CIRCUIT & CASE TYPE
 FISCAL YEAR 2011**

Circuit County	Parole											Muni. Court	Total Expenses
	Felony	Misd.	Mental Hygiene	Juv.	Prob. Rev.	Term. Abuse	Habeas Sup. Ct.	Other	Muni. Court	Total Expenses			
01 Circuit	33,546.59	4,987.32	546.69	1,844.01	992.03	31,570.49	9,781.29	1,132.85	0.00	0.00	84,401.27		
Brooke	4,407.02	1,580.04	360.09	923.12	439.05	10,963.43	0.00	449.79	0.00	0.00	19,122.54		
Hancock	15,562.53	1,884.03	186.60	874.73	535.77	10,364.31	310.00	228.24	0.00	0.00	29,946.21		
Ohio	13,577.04	1,523.25	0.00	46.16	17.21	10,242.75	9,471.29	454.82	0.00	0.00	35,332.52		
02 Circuit	10,259.75	812.10	3,129.57	874.79	352.32	15,859.20	8,804.02	168.67	0.00	0.00	40,260.42		
Marshall	8,311.44	371.28	710.93	270.40	63.62	12,082.27	339.52	106.05	0.00	0.00	22,255.51		
Tyler	823.35	248.51	489.96	329.37	95.97	1,282.13	8,448.84	62.62	0.00	0.00	11,780.75		
Wetzel	1,124.96	192.31	1,928.68	275.02	192.73	2,494.80	15.66	0.00	0.00	0.00	6,224.16		
03 Circuit	33,931.13	13,597.23	208.94	4,360.19	2,562.17	25,715.71	3,270.27	578.34	0.00	0.00	84,223.98		
Doddridge	11,535.05	4,052.00	175.74	1,625.87	2,443.76	7,848.94	0.00	384.46	0.00	0.00	28,065.82		
Pleasants	12,920.36	2,615.73	33.20	827.35	6.50	6,616.21	1,472.75	29.82	0.00	0.00	24,521.92		
Ritchie	9,475.72	6,929.50	0.00	1,906.97	111.91	11,250.56	1,797.52	164.06	0.00	0.00	31,636.24		
04 Circuit	148,409.44	58,777.83	1,909.02	6,873.58	4,409.94	48,531.99	9,322.55	6,361.67	11.79	11.79	284,607.81		
Wirt	2,099.19	3,027.79	36.80	1,788.72	370.40	1,335.38	559.71	188.75	0.00	0.00	9,406.74		
Wood	146,310.25	55,750.04	1,872.22	5,084.86	4,039.54	47,196.61	8,762.84	6,172.92	11.79	11.79	275,201.07		
05 Circuit	42,807.45	7,688.76	72.11	2,009.92	2,138.22	19,059.31	1,538.38	1,009.49	0.00	0.00	76,323.64		
Calhoun	3,355.19	1,250.29	3.40	20.25	154.88	8,659.14	15.90	368.02	0.00	0.00	13,827.07		
Jackson	20,572.19	2,515.76	68.71	660.82	1,114.80	3,428.01	1,190.86	3.34	0.00	0.00	29,554.49		
Mason	6,290.70	1,268.31	0.00	93.95	585.16	746.38	16.86	377.95	0.00	0.00	9,379.31		
Roane	12,589.37	2,654.40	0.00	1,234.90	283.38	6,225.78	314.76	260.18	0.00	0.00	23,562.77		
06 Circuit	48,459.75	896.86	44.20	520.11	232.75	4,432.59	3,487.37	425.02	0.00	0.00	58,498.65		
Cabell	48,459.75	896.86	44.20	520.11	232.75	4,432.59	3,487.37	425.02	0.00	0.00	58,498.65		
07 Circuit	9,966.69	3,029.61	0.00	1,962.47	445.74	3,243.53	378.75	428.60	0.00	0.00	19,455.39		
Logan	9,966.69	3,029.61	0.00	1,962.47	445.74	3,243.53	378.75	428.60	0.00	0.00	19,455.39		
08 Circuit	11,621.96	2,104.06	2.00	319.13	0.00	4,318.66	1,952.12	195.67	0.00	0.00	20,513.60		
McDowell	11,621.96	2,104.06	2.00	319.13	0.00	4,318.66	1,952.12	195.67	0.00	0.00	20,513.60		

**WEST VIRGINIA PUBLIC DEFENDER SERVICES
 APPOINTED COUNSEL EXPENSES BY CIRCUIT & CASE TYPE
 FISCAL YEAR 2011**

Circuit County	Parole											Total Expenses
	Felony	Misd.	Mental Hygiene	Juv.	Prob. Rev.	Term. Abuse	Habeas Sup. Ct.	Other Court	Muni. Court	Total		
09 Circuit	117,599.73	12,277.85	1,421.10	6,870.72	3,418.77	41,783.85	16,827.72	1,314.25	2,752.70	204,266.69		
Mercer	117,599.73	12,277.85	1,421.10	6,870.72	3,418.77	41,783.85	16,827.72	1,314.25	2,752.70	204,266.69		
10 Circuit	27,278.31	9,327.26	0.00	659.37	4,948.50	33,862.12	1,313.72	485.58	0.00	77,874.86		
Raleigh	27,278.31	9,327.26	0.00	659.37	4,948.50	33,862.12	1,313.72	485.58	0.00	77,874.86		
11 Circuit	3,259.72	1,185.86	111.45	158.64	156.56	5,819.73	0.00	160.19	71.92	10,924.07		
Greenbrier	609.79	87.42	0.00	29.04	54.50	3,810.88	0.00	90.53	71.92	4,754.08		
Pocahontas	2,649.93	1,098.44	111.45	129.60	102.06	2,008.85	0.00	69.66	0.00	6,169.99		
12 Circuit	10,776.72	520.71	0.00	492.55	182.31	5,787.29	554.08	0.00	8.10	18,321.76		
Fayette	10,776.72	520.71	0.00	492.55	182.31	5,787.29	554.08	0.00	8.10	18,321.76		
13 Circuit	59,608.14	7,513.70	0.00	5,618.28	976.92	28,085.19	3,194.40	374.83	2,437.45	107,808.91		
Kanawha	59,608.14	7,513.70	0.00	5,618.28	976.92	28,085.19	3,194.40	374.83	2,437.45	107,808.91		
14 Circuit	38,996.33	17,133.50	48.60	10,037.81	3,106.94	47,975.04	2,918.44	1,306.29	77.85	121,600.80		
Braxton	8,612.73	7,197.72	0.00	2,801.11	2,103.41	10,820.07	227.78	17.41	0.00	31,780.23		
Clay	5,416.32	5,171.18	0.00	1,191.14	351.00	17,311.53	412.23	158.57	0.00	30,011.97		
Gilmer	4,582.86	2,242.90	48.60	4,317.74	41.07	4,495.37	225.78	658.24	77.85	16,690.41		
Webster	20,384.42	2,521.70	0.00	1,727.82	611.46	15,348.07	2,052.65	472.07	0.00	43,118.19		
15 Circuit	18,693.24	7,635.51	281.50	617.34	241.60	14,112.22	2,004.68	151.58	0.00	43,737.67		
Harrison	18,693.24	7,635.51	281.50	617.34	241.60	14,112.22	2,004.68	151.58	0.00	43,737.67		
16 Circuit	29,573.31	3,781.22	107.71	2,610.03	1,281.19	6,544.64	346.05	379.20	199.62	44,822.97		
Marion	29,573.31	3,781.22	107.71	2,610.03	1,281.19	6,544.64	346.05	379.20	199.62	44,822.97		
17 Circuit	20,887.90	6,739.05	8.81	3,889.13	1,257.69	3,480.03	2,986.17	798.32	214.80	40,261.90		
Monongalia	20,887.90	6,739.05	8.81	3,889.13	1,257.69	3,480.03	2,986.17	798.32	214.80	40,261.90		
18 Circuit	3,833.86	1,354.26	12.21	728.71	153.45	6,643.07	539.21	579.20	0.00	13,843.97		
Preston	3,833.86	1,354.26	12.21	728.71	153.45	6,643.07	539.21	579.20	0.00	13,843.97		

**WEST VIRGINIA PUBLIC DEFENDER SERVICES
 APPOINTED COUNSEL EXPENSES BY CIRCUIT & CASE TYPE
 FISCAL YEAR 2011**

Circuit County	Parole											Total Expenses
	Felony	Misd.	Mental Hygiene	Juv.	Prob. Rev.	Term. Abuse	Habeas Sup. Ct.	Other	Muni. Court	Total		
19 Circuit	7,086.81	3,919.14	47.60	4,156.99	308.52	12,115.72	652.53	597.31	0.00	0.00	28,884.62	
Barbour	2,821.25	2,751.50	13.86	1,929.07	119.01	6,282.56	486.93	246.24	0.00	0.00	14,650.42	
Taylor	4,265.56	1,167.64	33.74	2,227.92	189.51	5,833.16	165.60	351.07	0.00	0.00	14,234.20	
20 Circuit	10,966.71	6,258.98	20.48	3,675.78	906.15	5,176.79	718.85	210.19	2,027.52	0.00	29,961.45	
Randolph	10,966.71	6,258.98	20.48	3,675.78	906.15	5,176.79	718.85	210.19	2,027.52	0.00	29,961.45	
21 Circuit	56,084.37	4,673.13	58.02	4,148.95	1,075.13	3,909.11	568.14	5,882.60	0.00	0.00	76,399.45	
Grant	28,788.52	371.48	0.00	24.10	111.64	2,356.84	134.39	65.84	0.00	0.00	31,852.81	
Mineral	22,590.48	3,654.82	36.31	3,948.70	640.58	1,488.79	383.91	5,741.86	0.00	0.00	38,485.45	
Tucker	4,705.37	646.83	21.71	176.15	322.91	63.48	49.84	74.90	0.00	0.00	6,061.19	
22 Circuit	46,833.75	7,575.79	38.48	6,745.61	558.94	9,799.90	5,095.10	528.05	0.00	0.00	77,175.62	
Hampshire	18,970.65	2,203.81	0.00	5,500.77	106.42	6,818.73	4,488.23	85.05	0.00	0.00	38,173.66	
Hardy	22,888.77	4,486.16	0.00	568.95	290.01	2,350.72	606.87	293.96	0.00	0.00	31,485.44	
Pendleton	4,974.33	885.82	38.48	675.89	162.51	630.45	0.00	149.04	0.00	0.00	7,516.52	
23 Circuit	104,754.08	3,645.14	0.00	2,184.04	2,200.09	70,473.38	5,903.08	1,147.05	43.68	0.00	190,350.54	
Berkeley	77,962.15	868.89	0.00	852.90	340.57	40,435.83	5,824.57	1,007.74	43.68	0.00	127,336.33	
Jefferson	19,607.19	1,204.92	0.00	661.25	342.51	25,742.84	34.77	45.39	0.00	0.00	47,638.87	
Morgan	7,184.74	1,571.33	0.00	669.89	1,517.01	4,294.71	43.74	93.92	0.00	0.00	15,375.34	
24 Circuit	16,151.43	1,019.76	0.00	365.98	691.25	14,344.23	1,080.25	431.80	34.94	0.00	34,119.64	
Wayne	16,151.43	1,019.76	0.00	365.98	691.25	14,344.23	1,080.25	431.80	34.94	0.00	34,119.64	
25 Circuit	54,464.33	1,921.61	616.57	2,399.64	671.98	5,708.50	10,844.48	225.80	0.00	0.00	76,852.91	
Boone	43,949.54	310.38	0.00	742.73	154.37	2,702.43	946.65	90.91	0.00	0.00	48,897.01	
Lincoln	10,514.79	1,611.23	616.57	1,656.91	517.61	3,006.07	9,897.83	134.89	0.00	0.00	27,955.90	
26 Circuit	24,582.87	4,219.15	3,381.29	3,369.87	801.73	7,941.22	1,374.77	343.69	0.00	0.00	46,014.59	
Lewis	14,906.76	2,841.54	3,201.92	935.95	523.72	1,786.67	0.00	146.18	0.00	0.00	24,342.74	
Upshur	9,676.11	1,377.61	179.37	2,433.92	278.01	6,154.55	1,374.77	197.51	0.00	0.00	21,671.85	

**WEST VIRGINIA PUBLIC DEFENDER SERVICES
 APPOINTED COUNSEL EXPENSES BY CIRCUIT & CASE TYPE
 FISCAL YEAR 2011**

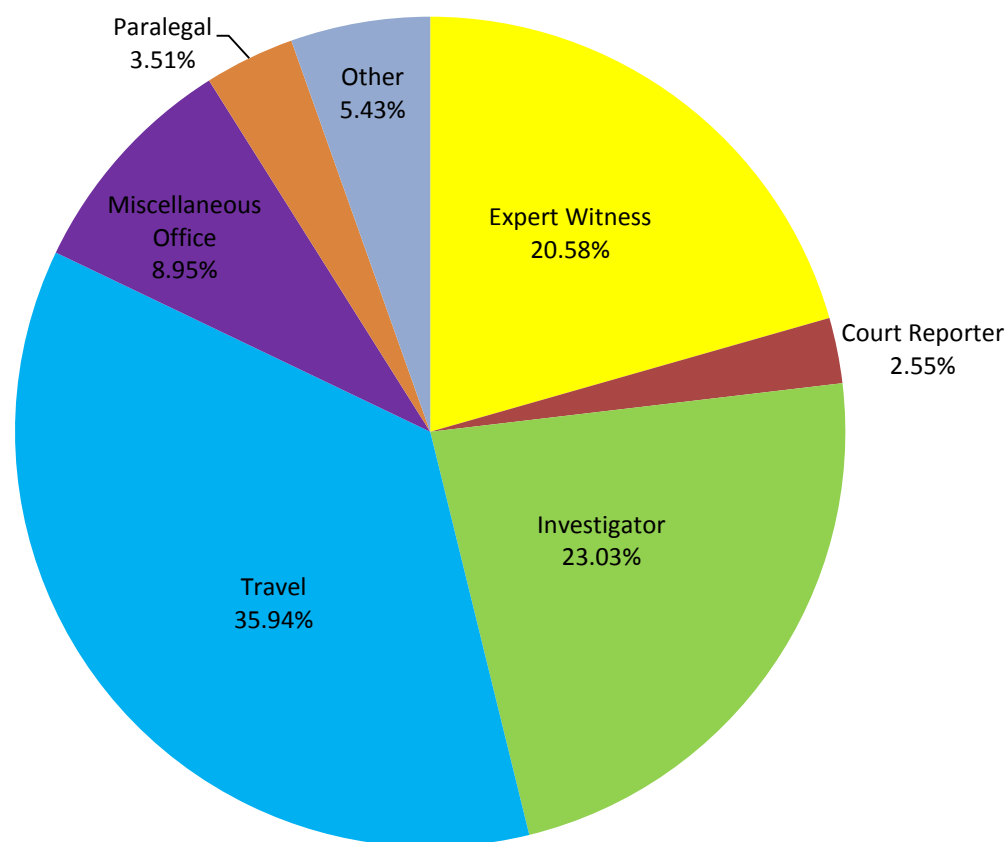
Circuit County	Parole											Total Expenses
	Felony	Misd.	Mental Hygiene	Juv.	Prob. Rev.	Term. Abuse	Habeas Sup. Ct.	Other	Muni. Court	Total		
27 Circuit Wyoming	72,114.82	33,772.85	16.63	2,072.44	111.21	18,793.86	3,838.86	177.84	0.00	0.00	130,898.51	
28 Circuit Nicholas	7,403.07	849.90	0.00	10.95	297.14	9,008.19	1,625.96	0.00	0.00	0.00	19,195.21	
29 Circuit Putnam	29,571.54	12,967.16	916.12	4,667.32	1,264.48	3,487.23	914.06	5,072.19	41.11	41.11	58,901.21	
30 Circuit Mingo	5,185.86	30.58	1.60	0.00	109.00	3,964.12	629.41	52.09	0.00	0.00	9,972.66	
31 Circuit Monroe	18,884.54	2,793.08	76.72	1,236.32	680.07	4,513.73	252.72	127.47	0.00	0.00	28,564.65	
Summers	5,173.79	746.91	48.24	518.16	641.62	3,059.68	0.00	0.00	0.00	0.00	10,188.40	
WV Total	1,123,594.20	243,008.96	13,077.42	85,480.67	36,532.79	516,060.64	102,717.43	30,645.83	7,921.48	7,921.48	2,159,039.42	

AC EXPENSES PAID BY CATEGORY

WEST VIRGINIA PUBLIC DEFENDER SERVICES APPOINTED COUNSEL EXPENSES BY CATEGORY FOR FY 2011

Expert Witness	562,790.19
Court Reporter	69,779.22
Investigator	629,911.05
Travel	982,852.91
Miscellaneous Office	244,772.97
Paralegal	96,051.74
Other	148,526.00
Total Expenses	2,734,684.08

APPOINTED COUNSEL EXPENSES BY CATEGORY CHART



**WEST VIRGINIA PUBLIC DEFENDER SERVICES
 APPOINTED COUNSEL TOTAL EXPENSES BY CIRCUIT & CATEGORY
 FISCAL YEAR 2011**

Circuit	Expert	Court		Travel	Misc.	Paralegal	Other	Expense Total
	Witness	Reporter	Investigator		Office			
01	15,800.00	1,939.25	4,004.10	36,197.43	11,311.37	177.00	14,972.12	84,401.27
02	10,270.00	2,275.95	2,030.03	12,154.98	2,712.89	0.00	10,816.57	40,260.42
03	3,432.40	1,772.10	38,696.75	31,560.39	4,091.83	2,683.20	1,987.31	84,223.98
04	28,962.61	8,656.20	160,984.81	50,263.91	22,157.81	7,779.80	5,802.67	284,607.81
05	5,930.00	2,830.60	1,528.10	53,791.36	9,397.12	0.00	2,846.46	76,323.64
06	1,400.00	2,354.50	19,252.50	6,480.37	4,944.09	15,202.07	8,865.12	58,498.65
07	840.00	4,755.80	2,941.84	5,734.15	2,639.65	1,988.95	555.00	19,455.39
08	0.00	193.05	6,878.20	7,528.30	3,326.83	688.00	1,899.22	20,513.60
09	36,236.85	6,772.54	41,512.10	68,589.08	15,308.22	17,700.10	18,147.80	204,266.69
10	7,700.00	1,117.64	24,804.37	34,017.28	4,488.00	4,836.00	911.57	77,874.86
11	2,859.50	0.00	969.89	6,671.77	347.91	10.00	65.00	10,924.07
12	5,925.00	150.15	1,842.49	8,332.70	1,884.89	0.00	186.53	18,321.76
13	15,760.00	1,787.00	26,929.66	28,841.57	16,287.38	4,209.10	13,994.20	107,808.91
14	10,166.73	2,385.10	3,551.93	88,427.01	9,032.20	3,474.83	4,563.00	121,600.80
15	6,691.25	979.60	3,550.54	10,459.60	6,756.30	4,260.12	11,040.26	43,737.67
16	2,750.00	4,734.05	15,249.94	10,703.21	10,835.64	63.00	487.13	44,822.97
17	4,662.50	0.00	8,533.00	11,600.19	9,050.00	275.00	6,141.21	40,261.90
18	1,913.50	55.05	249.59	8,641.20	2,813.11	38.00	133.52	13,843.97
19	1,150.00	37.50	30.00	13,747.68	13,701.94	0.00	217.50	28,884.62
20	0.00	1,205.35	0.00	8,106.27	8,405.08	9,734.32	2,510.43	29,961.45
21	28,608.96	1,523.60	7,137.92	10,828.57	5,353.88	427.11	22,519.41	76,399.45
22	44,881.25	34.11	6,744.08	14,006.09	7,932.57	1,048.56	2,528.96	77,175.62
23	122,219.24	9,642.25	14,225.87	19,238.52	8,940.60	5,564.18	10,519.88	190,350.54
24	2,000.00	0.00	6,637.29	12,937.03	2,714.37	8,150.00	1,680.95	34,119.64
25	8,995.30	3,087.55	26,280.85	13,568.77	4,088.47	1,729.00	19,102.97	76,852.91
26	3,241.77	106.00	14,746.47	22,381.40	4,339.83	232.30	966.82	46,014.59
27	5,585.88	425.10	73,518.04	27,234.50	4,956.49	18,775.50	403.00	130,898.51
28	1,538.35	69.30	930.49	13,574.37	1,917.85	760.00	404.85	19,195.21
29	9,946.50	1,560.30	3,595.07	29,835.17	9,213.28	3,284.99	1,465.90	58,901.21
30	0.00	0.00	1,615.00	6,520.44	787.22	0.00	1,050.00	9,972.66
31	7,300.00	682.00	1,845.73	15,903.78	1,593.64	0.00	1,239.50	28,564.65
WV Total	396,767.59	61,131.64	520,816.65	687,877.09	211,330.46	113,091.13	168,024.86	2,159,039.42

WEST VIRGINIA PUBLIC DEFENDER SERVICES
DETAIL APPOINTED COUNSEL TOTAL EXPENSES BY CIRCUIT & CATEGORY
FISCAL YEAR 2011

Circuit County	Expert	Court			Misc.			Expense
	Witness	Reporter	Investigator	Travel	Office	Paralegal	Other	Total
01 Circuit	69,801.81	9,055.43	29,305.68	46,370.78	18,707.78	3,384.85	13,104.08	189,730.41
Brooke	4,800.00	1,912.55	3,547.91	15,679.52	3,449.97	231.00	1,881.90	31,502.85
Hancock	35,047.50	2,514.85	13,199.10	17,735.99	6,145.11	890.10	3,716.34	79,248.99
Ohio	29,954.31	4,628.03	12,558.67	12,955.27	9,112.70	2,263.75	7,505.84	78,978.57
02 Circuit	0.00	851.90	375.00	14,696.41	2,030.09	94.78	0.00	18,048.18
Marshall	0.00	543.90	375.00	3,114.08	844.22	84.10	0.00	4,961.30
Tyler	0.00	308.00	0.00	2,232.63	41.27	0.00	0.00	2,581.90
Wetzel	0.00	0.00	0.00	9,349.70	1,144.60	10.68	0.00	10,504.98
03 Circuit	5,390.19	1,894.10	53,709.49	47,417.90	5,372.23	2,968.24	1,767.29	118,519.44
Doddridge	0.00	979.40	12,641.73	21,108.22	2,069.87	1,336.04	1,263.76	39,399.02
Pleasants	4,103.19	304.60	19,041.55	11,167.39	895.39	1,003.70	368.03	36,883.85
Ritchie	1,287.00	610.10	22,026.21	15,142.29	2,406.97	628.50	135.50	42,236.57
04 Circuit	26,228.60	2,738.70	208,209.64	80,080.30	26,695.36	7,894.70	16,621.94	368,469.24
Wirt	500.00	0.00	6,845.78	9,030.19	1,016.00	190.40	0.00	17,582.37
Wood	25,728.60	2,738.70	201,363.86	71,050.11	25,679.36	7,704.30	16,621.94	350,886.87
05 Circuit	11,792.66	3,721.10	5,317.45	77,117.35	15,493.10	1,412.26	4,532.81	119,386.73
Calhoun	0.00	94.00	237.50	8,602.44	295.02	20.00	0.00	9,248.96
Jackson	3,882.80	2,076.90	1,119.54	26,524.01	5,129.26	200.00	1,625.65	40,558.16
Mason	6,334.86	244.30	2,994.48	17,962.21	7,603.96	0.00	2,679.56	37,819.37
Roane	1,575.00	1,305.90	965.93	24,028.69	2,464.86	1,192.26	227.60	31,760.24
06 Circuit	24,434.56	6,503.53	41,450.11	11,860.70	7,058.96	6,037.60	9,720.22	107,065.68
Cabell	24,434.56	6,503.53	41,450.11	11,860.70	7,058.96	6,037.60	9,720.22	107,065.68
07 Circuit	3,989.37	8,327.30	11,392.17	7,299.12	4,926.71	2,222.13	2,042.44	40,199.24
Logan	3,989.37	8,327.30	11,392.17	7,299.12	4,926.71	2,222.13	2,042.44	40,199.24
08 Circuit	16,861.57	4,806.10	6,553.49	17,904.88	2,725.73	4,860.00	9,989.17	63,700.94
McDowell	16,861.57	4,806.10	6,553.49	17,904.88	2,725.73	4,860.00	9,989.17	63,700.94
09 Circuit	75,500.50	3,706.98	39,326.17	110,793.23	17,370.66	8,163.50	25,214.03	280,075.07
Mercer	75,500.50	3,706.98	39,326.17	110,793.23	17,370.66	8,163.50	25,214.03	280,075.07
10 Circuit	15,755.96	468.25	24,149.88	22,842.25	4,879.09	3,183.65	4,129.47	75,408.55
Raleigh	15,755.96	468.25	24,149.88	22,842.25	4,879.09	3,183.65	4,129.47	75,408.55
11 Circuit	2,493.75	111.25	0.00	9,292.20	749.18	46.00	76.20	12,768.58
Greenbrier	2,493.75	0.00	0.00	2,000.99	363.21	46.00	30.00	4,933.95
Pocahontas	0.00	111.25	0.00	7,291.21	385.97	0.00	46.20	7,834.63
12 Circuit	903.50	920.15	0.00	7,876.02	2,163.75	0.00	437.90	12,301.32
Fayette	903.50	920.15	0.00	7,876.02	2,163.75	0.00	437.90	12,301.32
13 Circuit	13,059.60	2,175.40	31,745.67	37,434.52	18,051.28	3,591.65	5,944.49	112,002.61
Kanawha	13,059.60	2,175.40	31,745.67	37,434.52	18,051.28	3,591.65	5,944.49	112,002.61

**WEST VIRGINIA PUBLIC DEFENDER SERVICES
 DETAIL APPOINTED COUNSEL TOTAL EXPENSES BY CIRCUIT & CATEGORY
 FISCAL YEAR 2011**

Circuit County	Expert Witness	Court Reporter	Investigator	Travel	Misc. Office	Paralegal	Other	Expense Total
14 Circuit	305.76	1,658.88	5,334.72	138,362.22	9,019.52	258.00	326.02	155,265.12
Braxton	0.00	187.90	0.00	60,587.25	2,008.84	0.00	56.00	62,839.99
Clay	0.00	0.00	3,834.72	28,927.92	1,274.79	118.00	0.00	34,155.43
Gilmer	0.00	375.55	1,500.00	23,066.47	799.31	0.00	177.50	25,918.83
Webster	305.76	1,095.43	0.00	25,780.58	4,936.58	140.00	92.52	32,350.87
15 Circuit	2,206.25	1,164.25	6,340.61	14,306.11	9,099.63	1,533.00	8,064.05	42,713.90
Harrison	2,206.25	1,164.25	6,340.61	14,306.11	9,099.63	1,533.00	8,064.05	42,713.90
16 Circuit	19,070.73	2,357.10	18,310.23	16,698.55	9,636.39	34.00	2,395.84	68,502.84
Marion	19,070.73	2,357.10	18,310.23	16,698.55	9,636.39	34.00	2,395.84	68,502.84
17 Circuit	29,751.21	1,270.49	23,188.81	21,941.28	14,364.09	510.00	5,275.68	96,301.56
Monongalia	29,751.21	1,270.49	23,188.81	21,941.28	14,364.09	510.00	5,275.68	96,301.56
18 Circuit	26,980.49	1,536.48	7,782.08	17,289.69	3,847.36	400.00	2,957.46	60,793.56
Preston	26,980.49	1,536.48	7,782.08	17,289.69	3,847.36	400.00	2,957.46	60,793.56
19 Circuit	381.25	1,978.90	0.00	16,040.50	9,565.55	478.75	337.60	28,782.55
Barbour	381.25	0.00	0.00	3,352.31	4,551.97	478.75	312.00	9,076.28
Taylor	0.00	1,978.90	0.00	12,688.19	5,013.58	0.00	25.60	19,706.27
20 Circuit	0.00	932.64	196.82	14,108.97	9,040.93	6,142.85	4,332.01	34,754.22
Randolph	0.00	932.64	196.82	14,108.97	9,040.93	6,142.85	4,332.01	34,754.22
21 Circuit	16,685.56	276.25	1,844.95	12,514.43	5,172.04	1,462.00	3,022.39	40,977.62
Grant	4,993.00	255.25	0.00	3,217.65	717.12	0.00	2,560.80	11,743.82
Mineral	9,592.15	21.00	1,844.95	4,458.64	3,436.01	62.00	328.05	19,742.80
Tucker	2,100.41	0.00	0.00	4,838.14	1,018.91	1,400.00	133.54	9,491.00
22 Circuit	75,191.30	47.35	370.33	18,109.21	6,989.83	932.00	2,901.27	104,541.29
Hampshire	34,582.10	42.35	0.00	8,773.13	4,230.81	568.00	495.77	48,692.16
Hardy	29,230.45	5.00	370.33	4,063.70	2,021.79	364.00	404.16	36,459.43
Pendleton	11,378.75	0.00	0.00	5,272.38	737.23	0.00	2,001.34	19,389.70
23 Circuit	104,203.18	8,346.09	9,039.87	25,463.72	10,878.31	5,008.60	3,705.85	166,645.62
Berkeley	74,996.43	3,832.54	3,113.57	10,280.40	6,633.51	1,750.20	1,358.89	101,965.54
Jefferson	20,460.32	4,463.55	5,240.50	9,410.38	3,387.44	3,258.40	2,346.96	48,567.55
Morgan	8,746.43	50.00	685.80	5,772.94	857.36	0.00	0.00	16,112.53
24 Circuit	0.00	323.40	1,021.77	18,039.31	2,904.91	11,337.85	254.50	33,881.74
Wayne	0.00	323.40	1,021.77	18,039.31	2,904.91	11,337.85	254.50	33,881.74
25 Circuit	3,059.75	581.08	19,318.45	19,000.57	3,564.60	0.00	9,275.11	54,799.56
Boone	2,400.00	338.80	17,490.34	5,800.66	1,957.83	0.00	9,096.11	37,083.74
Lincoln	659.75	242.28	1,828.11	13,199.91	1,606.77	0.00	179.00	17,715.82
26 Circuit	3,106.08	5.00	2,564.24	43,277.39	5,244.33	13.92	180.12	54,391.08
Lewis	0.00	0.00	1,119.36	20,534.01	2,290.12	0.00	173.09	24,116.58
Upshur	3,106.08	5.00	1,444.88	22,743.38	2,954.21	13.92	7.03	30,274.50

**WEST VIRGINIA PUBLIC DEFENDER SERVICES
 DETAIL APPOINTED COUNSEL TOTAL EXPENSES BY CIRCUIT & CATEGORY
 FISCAL YEAR 2011**

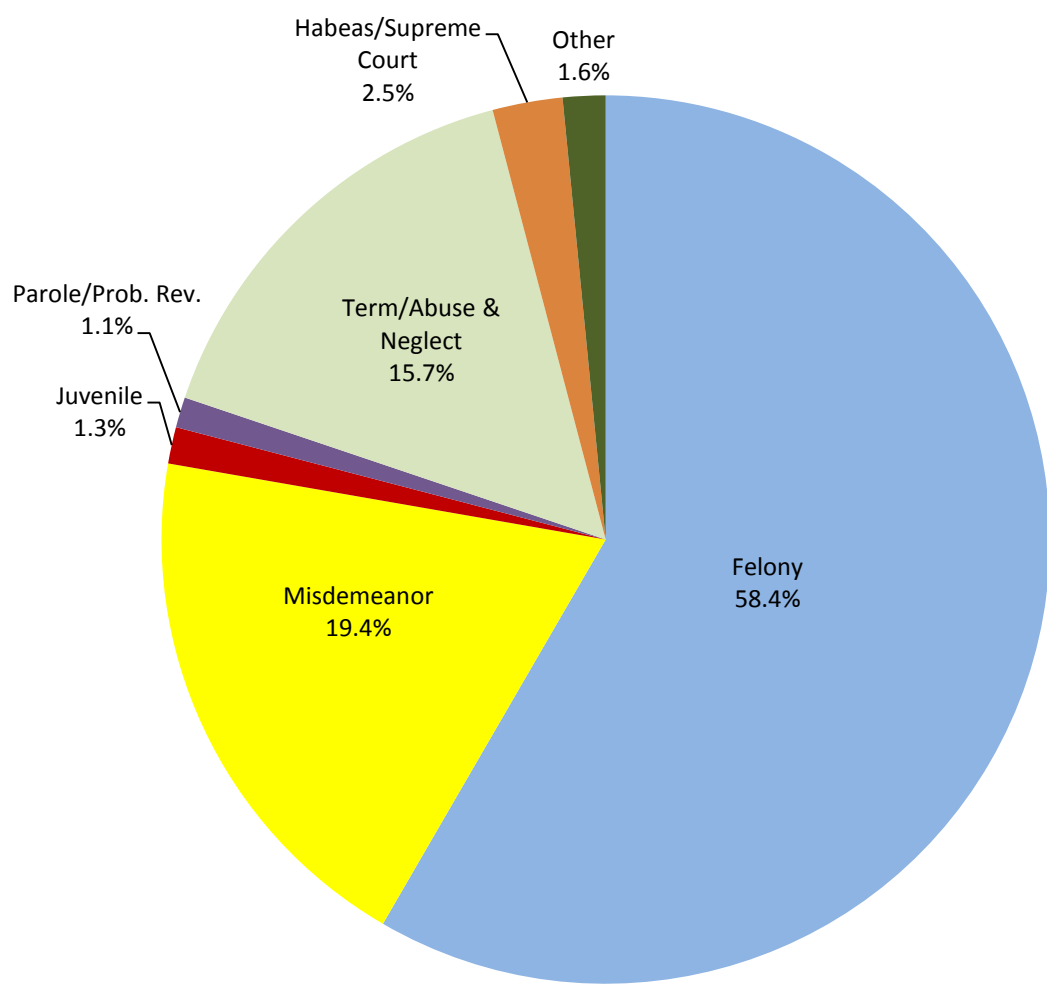
Circuit County	Expert Witness	Court Reporter	Investigator	Travel	Misc. Office	Paralegal	Other	Expense Total
27 Circuit	2,956.59	543.90	73,575.87	33,925.82	5,028.87	19,467.00	829.28	136,327.33
Wyoming	2,956.59	543.90	73,575.87	33,925.82	5,028.87	19,467.00	829.28	136,327.33
28 Circuit	0.00	23.10	411.90	8,439.76	1,362.34	146.00	443.40	10,826.50
Nicholas	0.00	23.10	411.90	8,439.76	1,362.34	146.00	443.40	10,826.50
29 Circuit	10,667.47	2,709.47	4,450.65	37,252.81	8,990.86	4,356.41	9,866.67	78,294.34
Putnam	10,667.47	2,709.47	4,450.65	37,252.81	8,990.86	4,356.41	9,866.67	78,294.34
30 Circuit	0.00	0.00	4,625.00	12,971.49	1,190.70	0.00	0.00	18,787.19
Mingo	0.00	0.00	4,625.00	12,971.49	1,190.70	0.00	0.00	18,787.19
31 Circuit	2,012.50	744.65	0.00	24,125.42	2,648.79	112.00	778.71	30,422.07
Monroe	1,200.00	0.00	0.00	13,526.16	1,102.52	0.00	646.22	16,474.90
Summers	812.50	744.65	0.00	10,599.26	1,546.27	112.00	132.49	13,947.17
WV Total	562,790.19	69,779.22	629,911.05	982,852.91	244,772.97	96,051.74	148,526.00	2,734,684.08

AC DIRECT EXPENSE CLAIMS BY CASE TYPE

**WEST VIRGINIA PUBLIC DEFENDER SERVICES
 APPOINTED COUNSEL DIRECT EXPENSE CLAIMS PAID IN FY 2011**

Felony	527
Misdemeanor	175
Juvenile	12
Parole/Prob. Rev.	10
Term/Abuse & Neglect	142
Habeas/Supreme Court	23
Other	14
(Mag. Ct. Appeal, Mandamus/Prohibition, Extradition, Contempt, Fugitive, Other)	
Total Claims Paid	903

APPOINTED COUNSEL DIRECT EXPENSE CLAIMS PAID CHART



**WEST VIRGINIA PUBLIC DEFENDER SERVICES
 TOTAL DIRECT EXPENSE CLAIMS PAID FY 2011**

Circuit	Mental			Parole			Habeas Sup. Ct.	Other	Total Claims
	Felony	Misd.	Hygiene	Juv.	Prob. Rev.	Term. Abuse			
01	6	0	0	1	0	6	0	0	13
02	4	0	0	0	0	4	1	0	9
03	29	12	0	1	1	9	2	0	54
04	166	88	0	0	4	25	5	4	292
05	4	0	0	0	0	2	0	0	6
06	14	0	0	0	0	0	1	0	15
07	2	0	0	0	0	1	0	0	3
08	2	0	0	0	0	0	0	0	2
09	43	0	0	0	0	7	2	0	52
10	14	10	0	0	3	12	0	0	39
11	1	0	0	0	0	1	0	0	2
12	3	0	0	0	0	0	0	0	3
13	28	1	0	1	0	8	1	0	39
14	4	0	0	1	1	4	0	0	10
15	1	1	0	0	0	4	0	0	6
16	5	0	0	1	0	0	0	0	6
17	10	2	0	0	0	0	3	0	15
18	1	0	0	0	0	1	0	0	2
19	0	0	0	1	0	2	0	0	3
20	0	0	0	0	0	2	0	0	2
21	15	1	0	2	0	0	0	8	26
22	22	1	0	4	0	4	3	0	34
23	55	1	0	0	1	40	1	0	98
24	2	0	0	0	0	0	0	0	2
25	11	0	0	0	0	0	3	0	14
26	5	1	0	0	0	2	0	0	8
27	64	57	0	0	0	5	1	0	127
28	0	0	0	0	0	0	0	0	0
29	6	0	0	0	0	1	0	2	9
30	3	0	0	0	0	2	0	0	5
31	7	0	0	0	0	0	0	0	7
WV Total	527	175	0	12	10	142	23	14	903

**WEST VIRGINIA PUBLIC DEFENDER SERVICES
 TOTAL DIRECT EXPENSE CLAIMS PAID FY 2011**

Circuit County	Mental			Parole			Habeas Sup. Ct.	Other	Total Claims
	Felony	Misd.	Hygiene	Juv.	Prob. Rev.	Term. Abuse			
01 Circuit	6	0	0	1	0	6	0	0	13
Brooke	1	0	0	1	0	2	0	0	4
Hancock	3	0	0	0	0	3	0	0	6
Ohio	2	0	0	0	0	1	0	0	3
02 Circuit	4	0	0	0	0	4	1	0	9
Marshall	4	0	0	0	0	3	0	0	7
Tyler	0	0	0	0	0	0	1	0	1
Wetzel	0	0	0	0	0	1	0	0	1
03 Circuit	29	12	0	1	1	9	2	0	54
Doddridge	9	3	0	1	1	2	0	0	16
Pleasants	11	1	0	0	0	1	1	0	14
Ritchie	9	8	0	0	0	6	1	0	24
04 Circuit	166	88	0	0	4	25	5	4	292
Wirt	2	1	0	0	0	0	0	0	3
Wood	164	87	0	0	4	25	5	4	289
05 Circuit	4	0	0	0	0	2	0	0	6
Calhoun	0	0	0	0	0	1	0	0	1
Jackson	3	0	0	0	0	1	0	0	4
Mason	0	0	0	0	0	0	0	0	0
Roane	1	0	0	0	0	0	0	0	1
06 Circuit	14	0	0	0	0	0	1	0	15
Cabell	14	0	0	0	0	0	1	0	15
07 Circuit	2	0	0	0	0	1	0	0	3
Logan	2	0	0	0	0	1	0	0	3
08 Circuit	2	0	0	0	0	0	0	0	2
McDowell	2	0	0	0	0	0	0	0	2
09 Circuit	43	0	0	0	0	7	2	0	52
Mercer	43	0	0	0	0	7	2	0	52
10 Circuit	14	10	0	0	3	12	0	0	39
Raleigh	14	10	0	0	3	12	0	0	39
11 Circuit	1	0	0	0	0	1	0	0	2
Greenbrier	0	0	0	0	0	1	0	0	1
Pocahontas	1	0	0	0	0	0	0	0	1
12 Circuit	3	0	0	0	0	0	0	0	3
Fayette	3	0	0	0	0	0	0	0	3
13 Circuit	28	1	0	1	0	8	1	0	39
Kanawha	28	1	0	1	0	8	1	0	39

**WEST VIRGINIA PUBLIC DEFENDER SERVICES
 TOTAL DIRECT EXPENSE CLAIMS PAID FY 2011**

Circuit County	Mental			Parole			Habeas Sup. Ct.	Other	Total Claims
	Felony	Misd.	Hygiene	Juv.	Prob. Rev.	Term. Abuse			
14 Circuit	4	0	0	1	1	4	0	0	10
Braxton	0	0	0	0	1	1	0	0	2
Clay	0	0	0	0	0	2	0	0	2
Gilmer	0	0	0	1	0	0	0	0	1
Webster	4	0	0	0	0	1	0	0	5
15 Circuit	1	1	0	0	0	4	0	0	6
Harrison	1	1	0	0	0	4	0	0	6
16 Circuit	5	0	0	1	0	0	0	0	6
Marion	5	0	0	1	0	0	0	0	6
17 Circuit	10	2	0	0	0	0	3	0	15
Monongalia	10	2	0	0	0	0	3	0	15
18 Circuit	1	0	0	0	0	1	0	0	2
Preston	1	0	0	0	0	1	0	0	2
19 Circuit	0	0	0	1	0	2	0	0	3
Barbour	0	0	0	0	0	0	0	0	0
Taylor	0	0	0	1	0	2	0	0	3
20 Circuit	0	0	0	0	0	2	0	0	2
Randolph	0	0	0	0	0	2	0	0	2
21 Circuit	15	1	0	2	0	0	0	8	26
Grant	7	0	0	0	0	0	0	0	7
Mineral	8	1	0	2	0	0	0	8	19
22 Circuit	22	1	0	4	0	4	3	0	34
Hampshire	10	0	0	4	0	4	2	0	20
Hardy	11	1	0	0	0	0	1	0	13
Pendleton	1	0	0	0	0	0	0	0	1
23 Circuit	55	1	0	0	1	40	1	0	98
Berkeley	37	0	0	0	0	26	1	0	64
Jefferson	14	0	0	0	0	12	0	0	26
Morgan	4	1	0	0	1	2	0	0	8
24 Circuit	2	0	0	0	0	0	0	0	2
Wayne	2	0	0	0	0	0	0	0	2
25 Circuit	11	0	0	0	0	0	3	0	14
Boone	10	0	0	0	0	0	0	0	10
Lincoln	1	0	0	0	0	0	3	0	4
26 Circuit	5	1	0	0	0	2	0	0	8
Lewis	3	1	0	0	0	1	0	0	5
Upshur	2	0	0	0	0	1	0	0	3
27 Circuit	64	57	0	0	0	5	1	0	127
Wyoming	64	57	0	0	0	5	1	0	127

**WEST VIRGINIA PUBLIC DEFENDER SERVICES
 TOTAL DIRECT EXPENSE CLAIMS PAID FY 2011**

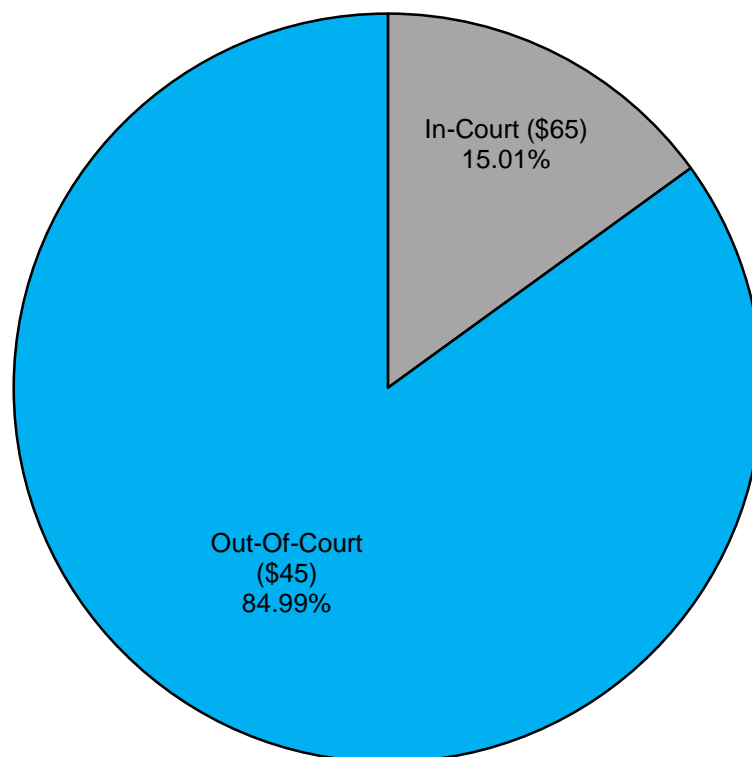
Circuit County	Mental			Parole		Term. Abuse	Habeas Sup. Ct.	Other	Total Claims
	Felony	Misd.	Hygiene	Juv.	Prob. Rev.				
28 Circuit	0	0	0	0	0	0	0	0	0
Nicholas	0	0	0	0	0	0	0	0	0
29 Circuit	6	0	0	0	0	1	0	2	9
Putnam	6	0	0	0	0	1	0	2	9
30 Circuit	3	0	0	0	0	2	0	0	5
Mingo	3	0	0	0	0	2	0	0	5
31 Circuit	7	0	0	0	0	0	0	0	7
Monroe	5	0	0	0	0	0	0	0	5
Summers	2	0	0	0	0	0	0	0	2
WV Total	527	175	0	12	10	142	23	14	903

AC HOURS PAID IN COURT/OUT OF COURT

**APPOINTED COUNSEL HOURS PAID IN/OUT-OF-COURT
FISCAL YEAR 2011**

In-Court (\$65)	75,505.90
Out-Of-Court (\$45)	427,428.51
Total Hours Paid	502,934.41

**APPOINTED COUNSEL HOURS PAID
IN/OUT-OF-COURT**



**WEST VIRGINIA PUBLIC DEFENDER SERVICES
 DETAIL APPOINTED COUNSEL IN/OUT-OF-COURT HOURS
 FISCAL YEAR 2011**

Circuit	In-Court	Out-of-Court	Total Hours
01	3,512.50	26,748.16	30,260.66
02	1,349.10	6,454.10	7,803.20
03	1,344.00	10,123.10	11,467.10
04	5,455.16	40,125.68	45,580.84
05	3,321.70	16,786.90	20,108.60
06	4,730.20	15,194.00	19,924.20
07	1,814.80	7,508.00	9,322.80
08	1,060.10	7,281.64	8,341.74
09	4,325.90	25,613.38	29,939.28
10	2,618.70	14,227.40	16,846.10
11	810.20	7,057.50	7,867.70
12	992.30	4,899.28	5,891.58
13	5,483.24	35,237.00	40,720.24
14	4,482.60	20,168.60	24,651.20
15	1,762.10	10,225.20	11,987.30
16	1,986.80	21,746.49	23,733.29
17	2,696.10	16,964.01	19,660.11
18	409.70	4,135.20	4,544.90
19	1,381.60	16,389.00	17,770.60
20	1,936.70	9,965.50	11,902.20
21	1,914.30	11,015.10	12,929.40
22	2,635.10	11,295.10	13,930.20
23	3,242.20	13,740.64	16,982.84
24	2,730.60	5,364.26	8,094.86
25	3,995.80	13,633.13	17,628.93
26	1,988.00	12,235.30	14,223.30
27	1,962.00	15,385.00	17,347.00
28	889.50	3,562.70	4,452.20
29	2,011.90	13,671.88	15,683.78
30	1,712.50	6,487.55	8,200.05
31	950.50	4,187.70	5,138.20
WV Total	75,505.90	427,428.51	502,934.41

**WEST VIRGINIA PUBLIC DEFENDER SERVICES
 DETAIL APPOINTED COUNSEL IN/OUT-OF-COURT HOURS
 FISCAL YEAR 2011**

Circuit/County	In-Court	Out-of-Court	Total Hours
01 Circuit	3,512.50	26,748.16	30,260.66
Brooke	770.50	5,575.54	6,346.04
Hancock	972.10	6,942.32	7,914.42
Ohio	1,769.90	14,230.30	16,000.20
02 Circuit	1,349.10	6,454.10	7,803.20
Marshall	695.50	3,724.90	4,420.40
Tyler	229.70	1,045.70	1,275.40
Wetzel	423.90	1,683.50	2,107.40
03 Circuit	1,344.00	10,123.10	11,467.10
Doddridge	532.20	3,494.30	4,026.50
Pleasants	288.50	2,461.00	2,749.50
Ritchie	523.30	4,167.80	4,691.10
04 Circuit	5,455.16	40,125.68	45,580.84
Wirt	218.30	2,003.90	2,222.20
Wood	5,236.86	38,121.78	43,358.64
05 Circuit	3,321.70	16,786.90	20,108.60
Calhoun	454.10	2,230.80	2,684.90
Jackson	939.80	5,446.70	6,386.50
Mason	1,207.10	5,303.50	6,510.60
Roane	720.70	3,805.90	4,526.60
06 Circuit	4,730.20	15,194.00	19,924.20
Cabell	4,730.20	15,194.00	19,924.20
07 Circuit	1,814.80	7,508.00	9,322.80
Logan	1,814.80	7,508.00	9,322.80
08 Circuit	1,060.10	7,281.64	8,341.74
McDowell	1,060.10	7,281.64	8,341.74
09 Circuit	4,325.90	25,613.38	29,939.28
Mercer	4,325.90	25,613.38	29,939.28
10 Circuit	2,618.70	14,227.40	16,846.10
Raleigh	2,618.70	14,227.40	16,846.10
11 Circuit	810.20	7,057.50	7,867.70
Greenbrier	487.80	4,635.20	5,123.00
Pocahontas	322.40	2,422.30	2,744.70
12 Circuit	992.30	4,899.28	5,891.58
Fayette	992.30	4,899.28	5,891.58
13 Circuit	5,483.24	35,237.00	40,720.24
Kanawha	5,483.24	35,237.00	40,720.24

**WEST VIRGINIA PUBLIC DEFENDER SERVICES
 DETAIL APPOINTED COUNSEL IN/OUT-OF-COURT HOURS
 FISCAL YEAR 2011**

Circuit/County	In-Court	Out-of-Court	Total Hours
14 Circuit	4,482.60	20,168.60	24,651.20
Braxton	1,381.10	5,729.60	7,110.70
Clay	1,299.30	5,720.50	7,019.80
Gilmer	604.50	3,050.90	3,655.40
Webster	1,197.70	5,667.60	6,865.30
15 Circuit	1,762.10	10,225.20	11,987.30
Harrison	1,762.10	10,225.20	11,987.30
16 Circuit	1,986.80	21,746.49	23,733.29
Marion	1,986.80	21,746.49	23,733.29
17 Circuit	2,696.10	16,964.01	19,660.11
Monongalia	2,696.10	16,964.01	19,660.11
18 Circuit	409.70	4,135.20	4,544.90
Preston	409.70	4,135.20	4,544.90
19 Circuit	1,381.60	16,389.00	17,770.60
Barbour	711.20	9,073.20	9,784.40
Taylor	670.40	7,315.80	7,986.20
20 Circuit	1,936.70	9,965.50	11,902.20
Randolph	1,936.70	9,965.50	11,902.20
21 Circuit	1,914.30	11,015.10	12,929.40
Grant	712.20	4,398.00	5,110.20
Mineral	1,106.20	5,866.20	6,972.40
Tucker	95.90	750.90	846.80
22 Circuit	2,635.10	11,295.10	13,930.20
Hampshire	1,071.80	5,134.70	6,206.50
Hardy	1,204.30	4,733.10	5,937.40
Pendleton	359.00	1,427.30	1,786.30
23 Circuit	3,242.20	13,740.64	16,982.84
Berekeley	2,130.20	9,450.94	11,581.14
Jefferson	823.90	2,921.30	3,745.20
Morgan	288.10	1,368.40	1,656.50
24 Circuit	2,730.60	5,364.26	8,094.86
Wayne	2,730.60	5,364.26	8,094.86
25 Circuit	3,995.80	13,633.13	17,628.93
Boone	2,816.60	6,300.63	9,117.23
Lincoln	1,179.20	7,332.50	8,511.70
26 Circuit	1,988.00	12,235.30	14,223.30
Lewis	949.50	4,784.10	5,733.60
Upshur	1,038.50	7,451.20	8,489.70
27 Circuit	1,962.00	15,385.00	17,347.00
Wyoming	1,962.00	15,385.00	17,347.00

**WEST VIRGINIA PUBLIC DEFENDER SERVICES
DETAIL APPOINTED COUNSEL IN/OUT-OF-COURT HOURS
FISCAL YEAR 2011**

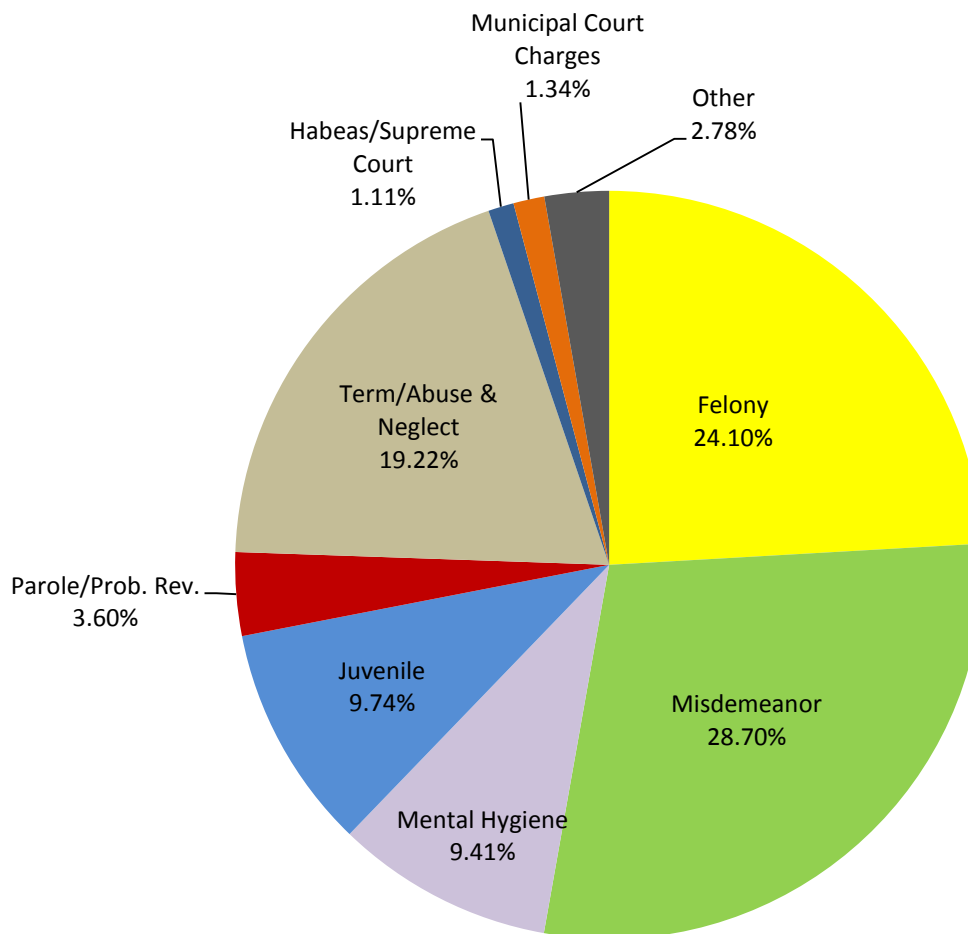
Circuit/County	In-Court	Out-of-Court	Total Hours
28 Circuit	889.50	3,562.70	4,452.20
Nicholas	889.50	3,562.70	4,452.20
29 Circuit	2,011.90	13,671.88	15,683.78
Putnam	2,011.90	13,671.88	15,683.78
30 Circuit	1,712.50	6,487.55	8,200.05
Mingo	1,712.50	6,487.55	8,200.05
31 Circuit	950.50	4,187.70	5,138.20
Monroe	498.00	1,872.90	2,370.90
Summers	452.50	2,314.80	2,767.30
WV Total	75,505.90	427,428.51	502,934.41

AC CLAIMS PAID BY CASE TYPE

**WEST VIRGINIA PUBLIC DEFENDER SERVICES
 APPOINTED COUNSEL CLAIMS PAID IN FY 2011
 INCLUDING DIRECT EXPENSES**

Felony	8,236
Misdemeanor	9,809
Mental Hygiene	3,218
Juvenile	3,328
Parole/Prob. Rev.	1,231
Term/Abuse & Neglect	6,571
Habeas/Supreme Court	379
Municipal Court Charges	459
Other	949
(Mag. Ct. Appeal, Mandamus/Prohibition, Extradition, Contempt, Fugitive, Other)	
Total Claims Paid	34,180

APPOINTED COUNSEL CLAIMS PAID



**WEST VIRGINIA PUBLIC DEFENDER SERVICES
 APPOINTED COUNSEL CLAIMS BY CIRCUIT & CASE TYPE
 FISCAL YEAR 2011**

Circuit	Felony	Misd.	Parole				Habeas Sup. Ct.	Other	Muni. Court	Total Claims
			Mental Hygiene	Juv.	Prob. Rev.	Term. Abuse				
01	282	192	428	131	27	367	22	24	0	1,473
02	84	82	225	53	16	105	5	7	0	577
03	153	224	23	48	33	141	5	19	0	646
04	797	1,391	431	315	111	619	55	179	1	3,899
05	318	381	126	83	61	357	14	33	0	1,373
06	478	231	473	293	93	238	19	39	1	1,865
07	160	337	0	139	22	156	4	15	0	833
08	86	121	17	21	1	78	8	6	0	338
09	551	329	75	78	59	400	28	39	50	1,609
10	264	211	2	40	23	478	12	14	0	1,044
11	66	44	14	14	12	130	1	13	7	301
12	102	95	1	7	8	156	4	1	1	375
13	764	777	0	246	75	573	46	50	196	2,727
14	284	483	20	89	51	436	15	84	1	1,463
15	100	151	61	59	28	211	16	15	0	641
16	398	629	204	239	80	305	9	47	43	1,954
17	332	563	309	127	68	102	10	48	39	1,598
18	49	41	4	14	4	62	3	13	0	190
19	221	330	8	242	46	120	9	50	0	1,026
20	161	281	19	96	38	100	6	16	81	798
21	363	527	28	196	98	101	4	37	0	1,354
22	297	452	25	70	48	88	17	63	1	1,061
23	342	194	0	76	33	246	21	14	6	932
24	77	30	109	18	24	191	4	18	31	502
25	289	212	114	286	37	177	16	19	0	1,150
26	226	255	367	103	47	112	5	17	0	1,132
27	293	417	3	46	2	168	2	11	0	942
28	82	47	0	15	8	128	4	5	0	289
29	312	507	120	123	59	31	4	33	1	1,190
30	151	85	6	18	9	131	9	18	0	427
31	154	190	6	43	10	64	2	2	0	471
WV Total	8,236	9,809	3,218	3,328	1,231	6,571	379	949	459	34,180

**WEST VIRGINIA PUBLIC DEFENDER SERVICES
 DETAIL APPOINTED COUNSEL CLAIMS BY CIRCUIT & CASE TYPE
 FISCAL YEAR 2011**

Circuit County	Parole									Total Claims
	Felony	Misd.	Mental Hygiene	Juv.	Prob. Rev.	Term. Abuse	Habeas Sup. Ct.	Other	Muni. Court	
01 Circuit	282	192	428	131	27	367	22	24	0	1,473
Brooke	77	52	52	21	10	76	0	10	0	298
Hancock	125	75	27	18	16	98	2	7	0	368
Ohio	80	65	349	92	1	193	20	7	0	807
02 Circuit	84	82	225	53	16	105	5	7	0	577
Marshall	52	64	113	24	9	64	2	2	0	330
Tyler	13	9	14	9	1	15	2	4	0	67
Wetzel	19	9	98	20	6	26	1	1	0	180
03 Circuit	153	224	23	48	33	141	5	19	0	646
Doddridge	49	74	14	21	28	45	0	12	0	243
Pleasants	44	55	5	12	3	20	3	4	0	146
Ritchie	60	95	4	15	2	76	2	3	0	257
04 Circuit	797	1,391	431	315	111	619	55	179	1	3,899
Wirt	23	54	5	32	4	25	5	6	0	154
Wood	774	1,337	426	283	107	594	50	173	1	3,745
05 Circuit	318	381	126	83	61	357	14	33	0	1,373
Calhoun	16	16	7	3	3	123	2	6	0	176
Jackson	101	58	6	22	17	39	6	3	0	252
Mason	140	262	113	50	36	42	3	22	0	668
Roane	61	45	0	8	5	153	3	2	0	277
06 Circuit	478	231	473	293	93	238	19	39	1	1,865
Cabell	478	231	473	293	93	238	19	39	1	1,865
07 Circuit	160	337	0	139	22	156	4	15	0	833
Logan	160	337	0	139	22	156	4	15	0	833
08 Circuit	86	121	17	21	1	78	8	6	0	338
McDowell	86	121	17	21	1	78	8	6	0	338
09 Circuit	551	329	75	78	59	400	28	39	50	1,609
Mercer	551	329	75	78	59	400	28	39	50	1,609
10 Circuit	264	211	2	40	23	478	12	14	0	1,044
Raleigh	264	211	2	40	23	478	12	14	0	1,044
11 Circuit	66	44	14	14	12	130	1	13	7	301
Greenbrier	39	20	2	11	9	82	1	10	7	181
Pocahontas	27	24	12	3	3	48	0	3	0	120
12 Circuit	102	95	1	7	8	156	4	1	1	375
Fayette	102	95	1	7	8	156	4	1	1	375
13 Circuit	764	777	0	246	75	573	46	50	196	2,727
Kanawha	764	777	0	246	75	573	46	50	196	2,727

WEST VIRGINIA PUBLIC DEFENDER SERVICES
DETAIL APPOINTED COUNSEL CLAIMS BY CIRCUIT & CASE TYPE
FISCAL YEAR 2011

Circuit County	Parole									Total Claims
	Felony	Misd.	Mental Hygiene	Juv.	Prob. Rev.	Term. Abuse	Habeas Sup. Ct.	Other	Muni. Court	
14 Circuit	284	483	20	89	51	436	15	84	1	1,463
Braxton	124	173	14	31	27	89	2	22	0	482
Clay	53	122	0	12	7	184	3	6	0	387
Gilmer	43	68	3	19	4	50	1	45	1	234
Webster	64	120	3	27	13	113	9	11	0	360
15 Circuit	100	151	61	59	28	211	16	15	0	641
Harrison	100	151	61	59	28	211	16	15	0	641
16 Circuit	398	629	204	239	80	305	9	47	43	1,954
Marion	398	629	204	239	80	305	9	47	43	1,954
17 Circuit	332	563	309	127	68	102	10	48	39	1,598
Monongalia	332	563	309	127	68	102	10	48	39	1,598
18 Circuit	49	41	4	14	4	62	3	13	0	190
Preston	49	41	4	14	4	62	3	13	0	190
19 Circuit	221	330	8	242	46	120	9	50	0	1,026
Barbour	109	216	3	102	12	48	4	15	0	509
Taylor	112	114	5	140	34	72	5	35	0	517
20 Circuit	161	281	19	96	38	100	6	16	81	798
Randolph	161	281	19	96	38	100	6	16	81	798
21 Circuit	363	527	28	196	98	101	4	37	0	1,354
Grant	83	90	9	16	23	30	1	7	0	259
Mineral	262	411	18	168	71	69	2	27	0	1,028
Tucker	18	26	1	12	4	2	1	3	0	67
22 Circuit	297	452	25	70	48	88	17	63	1	1,061
Hampshire	174	226	13	26	19	43	12	39	0	552
Hardy	100	195	6	33	27	37	3	19	1	421
Pendleton	23	31	6	11	2	8	2	5	0	88
23 Circuit	342	194	0	76	33	246	21	14	6	932
Berkeley	193	92	0	44	16	175	18	10	6	554
Jefferson	119	85	0	24	11	61	2	1	0	303
Morgan	30	17	0	8	6	10	1	3	0	75
24 Circuit	77	30	109	18	24	191	4	18	31	502
Wayne	77	30	109	18	24	191	4	18	31	502
25 Circuit	289	212	114	286	37	177	16	19	0	1,150
Boone	147	118	0	231	15	103	9	11	0	634
Lincoln	142	94	114	55	22	74	7	8	0	516
26 Circuit	226	255	367	103	47	112	5	17	0	1,132
Lewis	93	90	347	15	15	33	0	4	0	597
Upshur	133	165	20	88	32	79	5	13	0	535

**WEST VIRGINIA PUBLIC DEFENDER SERVICES
 DETAIL APPOINTED COUNSEL CLAIMS BY CIRCUIT & CASE TYPE
 FISCAL YEAR 2011**

Circuit County	Mental			Parole			Habeas		Muni. Court	Total Claims
	Felony	Misd.	Hygiene	Juv.	Prob. Rev.	Term. Abuse	Sup. Ct.	Other		
27 Circuit	293	417	3	46	2	168	2	11	0	942
Wyoming	293	417	3	46	2	168	2	11	0	942
28 Circuit	82	47	0	15	8	128	4	5	0	289
Nicholas	82	47	0	15	8	128	4	5	0	289
29 Circuit	312	507	120	123	59	31	4	33	1	1,190
Putnam	312	507	120	123	59	31	4	33	1	1,190
30 Circuit	151	85	6	18	9	131	9	18	0	427
Mingo	151	85	6	18	9	131	9	18	0	427
31 Circuit	154	190	6	43	10	64	2	2	0	471
Monroe	67	112	1	20	3	22	2	1	0	228
Summers	87	78	5	23	7	42	0	1	0	243
WV Total	8,236	9,809	3,218	3,328	1,231	6,571	379	949	459	34,180

AC AVERAGE COST BY PRIMARY CHARGE

**WEST VIRGINIA PUBLIC DEFENDER SERVICES
 AVERAGE COSTS BY PRIMARY CHARGE FOR FY 2011
 DESCENDING ORDER BY TOTAL \$**

CRIMINAL CHARGE	AVERAGE	TOTAL \$	# OF CLAIMS
ABUSE & NEGLECT	1264.90	8,307,862.03	6,568
JUVENILE	623.11	2,073,716.67	3,328
CONTROLLED SUBSTANCES	744.56	1,804,080.07	2,423
DOMESTIC VIOLENCE	433.19	1,050,041.82	2,424
MURDER	5281.61	934,845.17	177
BURGLARY	894.00	714,308.09	799
PAROLE/PROBATION	499.09	614,375.38	1,231
GRAND LARCENY	911.72	610,854.84	670
MENTAL HYGIENE	183.93	591,899.42	3,218
ASSAULT & BATTERY	437.68	555,420.03	1,269
HABEAS CORPUS	2204.11	542,210.01	246
SEXUAL ASSAULT	2108.57	489,187.46	232
BREAKING & ENTERING	885.87	443,820.21	501
MAL WOUNDING/ASSAULT	1215.72	440,090.99	362
SUSPEND/REV LICENSE	456.01	415,426.93	911
DUI 1ST OFFENSE	400.26	381,852.44	954
SEXUAL ABUSE	2047.87	362,472.61	177
FORGERY & UTTERING	791.71	354,688.12	448
CONSPIRACY	816.27	331,403.91	406
ROBBERY	1369.61	273,922.14	200
PETIT LARCENY	404.19	270,001.86	668
OBSTRUCTION JUSTICE	400.45	269,503.65	673
MFG/POSS OR DIST OF METH	1048.86	266,409.50	254
REC/TRANS STOLEN PRO	607.09	237,979.21	392
FRAUD	744.42	232,257.80	312
SUPREME COURT APPEAL	2291.47	229,147.48	100
AGGRAVATED ROBBERY	1621.33	205,908.38	127
DESTRUCTION OF PROPERTY	472.66	204,660.61	433
ATTEMPT	980.22	182,320.03	186
SENTENCE REDUCTION	493.44	175,171.47	355
KIDNAPPING	2280.30	171,022.73	75
DUI 3RD OFFENSE	903.20	170,704.51	189
FAIL TO REG SEX OFFENDER	799.07	157,416.20	197
ARSON	1358.38	126,329.43	93
FALSE PRETENSES	601.15	116,022.01	193
WANTON ENDANGERMENT	1014.80	114,672.41	113
DUI 2ND OFFENSE	449.64	110,612.57	246
FALSE SWEARING	490.41	96,120.03	196
DEADLY WEAPON	586.15	86,750.84	148

**WEST VIRGINIA PUBLIC DEFENDER SERVICES
 AVERAGE COSTS BY PRIMARY CHARGE FOR FY 2011
 DESCENDING ORDER BY TOTAL \$**

CRIMINAL CHARGE	AVERAGE	TOTAL \$	# OF CLAIMS
ABUSE & NEGLECT	1264.90	8,307,862.03	6,568
EMBEZZLEMENT	793.34	84,887.79	107
DUI W/ INJURY	1542.41	84,832.47	55
FAIL PAY CHILD SUPPORT	921.73	80,190.09	87
HOME CONFINEMENT	445.09	76,555.98	172
SHOPLIFTING	472.47	75,595.76	160
GUARDIAN CHILDREN	1292.83	59,470.28	46
ABUSE & NEGLECT APPEAL	1575.36	51,986.94	33
MAGISTRATE APPEAL	1111.08	49,998.52	45
WELFARE FRAUD	952.32	49,520.58	52
DISORDERLY CONDUCT	339.64	49,247.59	145
BRANDISHING WEAPON	514.21	48,335.93	94
UNLAWFUL WOUNDING	980.45	43,139.79	44
HARASSMENT	388.03	40,355.37	104
OTHER	718.21	40,220.00	56
CRUELTY TO ANIMALS	707.82	38,930.33	55
PORNOGRAPHY	1808.48	37,978.11	21
TRESPASSING	385.72	37,415.25	97
CONTRIBUTE DEL MINOR	414.33	34,803.31	84
FLEEING VEHICLE W/DUI	657.18	34,173.12	52
ACCESSORY	822.80	32,089.14	39
LEAVE SCENE ACCIDENT	420.97	27,784.08	66
BOND REDUCTION	789.55	26,844.61	34
INCEST	2920.94	26,288.46	9
SOLICIT/PROSTITUTION	836.59	25,097.67	30
UNDER AGE DRINKING	364.72	24,801.16	68
FUGITIVE/JUSTICE	188.11	24,642.73	131
FAILURE TO APPEAR	484.80	24,240.16	50
STALKING	662.02	23,170.60	35
DNR CHARGE	441.79	22,531.10	51
RECKLESS DRIVING	450.42	22,520.96	50
EXTRADITION	193.28	18,941.83	98
COUNTERFEITING	603.38	18,704.89	31
JAIL ESCAPE	669.58	17,409.20	26
AUTO TAMPERING	421.78	16,871.11	40
JOYRIDING	556.29	15,576.12	28
ANIMAL CONTROL	468.12	13,575.51	29
PUBLIC INTOXICATION	399.59	12,387.22	31
PERMITTING DUI	384.01	12,288.23	32

**WEST VIRGINIA PUBLIC DEFENDER SERVICES
 AVERAGE COSTS BY PRIMARY CHARGE FOR FY 2011
 DESCENDING ORDER BY TOTAL \$**

CRIMINAL CHARGE	AVERAGE	TOTAL \$	# OF CLAIMS
ABUSE & NEGLECT	1264.90	8,307,862.03	6,568
TRUANCY	448.58	11,663.00	26
ADULT ABUSE	1044.07	11,484.76	11
DISTURB THE PEACE	380.11	11,403.37	30
AIDING & ABETTING	468.37	10,772.42	23
CIVIL RIGHTS VIOLATION	3119.83	9,359.50	3
DEL CONTRABAND INMATE	700.46	9,105.92	13
FORFEITURE	2107.85	8,431.41	4
VOL MANSLAUGHTER	1939.19	7,756.77	4
INDECENT EXPOSURE	388.29	7,377.50	19
WITNESS	1468.18	7,340.90	5
RECIDIVIST	1364.95	6,824.74	5
MOTOR VEHICLE SAFETY	349.47	6,639.95	19
NO PROOF OF INS	362.23	6,157.83	17
RESTITUTION	459.93	5,519.14	12
CONTEMPT	217.78	5,444.58	25
INTIMIDATE WITNESS	482.67	4,344.03	9
INVOL MANSLAUGHTER	806.32	4,031.58	5
SHOOT W/N 500 FEET	356.36	3,919.97	11
FAIL MAINTAIN CONTROL	526.33	3,684.34	7
EXTORTION	1052.67	3,158.02	3
PERMIT UNAUTH/DRIVE	277.03	2,770.31	10
OPEN CONTAINER	344.95	2,759.59	8
CONCEAL A MINOR	519.26	2,596.31	5
PEACE WARRANT	591.27	2,365.07	4
RESISTING ARREST	357.29	2,143.76	6
TERM PARENTAL RIGHTS	612.72	1,838.16	3
NO OPERATORS	301.32	1,506.58	5
LITTERING	204.65	613.96	3
WORK RELEASE	556.52	556.52	1
SPEEDING UNDER	538.21	538.21	1
EXPUNGEMENT	134.85	134.85	1
MAKE/USE EXPLOSIVES	91.50	91.50	1

WV AVERAGE

769.49

WV TOTAL \$ AND CLAIMS

26,301,225.60 34,180

APPENDIX B: PUBLIC DEFENDER CORPORATIONS STATISTICAL INFORMATION

PD CORPORATIONS BOARD OF DIRECTORS CHAIRPERSONS

CIRCUIT	COUNTIES	CHAIRS
1 ST	BROOKE HANCOCK OHIO	KAREN E. KAHLE, ESQ. CHAIR WHEELING, WV
2 ND	MARSHALL TYLER WETZEL	VICKI VOORHIS, CHAIR NEW MARTINSVILLE, WV
5 TH	CALHOUN JACKSON MASON ROANE	JEANETTE ATKINSON, CHAIR SPENCER, WV
6 TH /24 TH	CABELL WAYNE	JOHN F. CYRUS, ESQ., CHAIR HUNTINGTON, WV
7 TH	LOGAN	DON WANDLING, ESQ., CHAIR LOGAN, WV
8 TH	MCDOWELL	RONALD HASSAN, ESQ., CHAIR WELCH, WV
9 TH	MERCER	WILLIAM O. HUFFMAN, ESQ., CHAIR PRINCETON, WV
10 TH	RALEIGH	JANE CALVERT, CHAIR CRAB ORCHARD, WV
11 TH	GREENBRIER POCAHONTAS	PERRY PAULEY, ESQ. ACTING CHAIR LEWISBURG, WV
12 TH	FAYETTE	FREDERICK H. JESSER, III, ESQ., CHAIR FAYETTEVILLE, WV
13 TH	KANAWHA	LONNIE SIMMONS, ESQ., CHAIR CHARLESTON, WV
15 TH	HARRISON	GEORGE F. FORDHAM, ESQ., CHAIR CLARKSBURG, WV

PUBLIC DEFENDER CORPORATIONS BOARD CHAIRS CONTINUED

CIRCUIT	COUNTIES	CHAIRS
18 TH	PRESTON	CHARLES BROWN, ESQ., CHAIR KINGWOOD, WV
23 RD	BERKLEY JEFFERSON MORGAN	NORWOOD BENTLEY, ESQ., CHAIR MARTINSBURG, WV
25 TH	BOONE LINCOLN	CRAIG LAVENDER, ESQ., ACTING CHAIR MADISON, WV
28 TH	NICHOLAS	STEVEN F. KHURI, CHAIR RICHWOOD, WV
30 TH	MINGO	JANE MORAN, ESQ., CHAIR WILLIAMSON, WV

**WV PUBLIC DEFENDER SERVICES GRANTS
 CASH DISBURSEMENTS TO PUBLIC DEFENDER CORPORATIONS
 July 1, 2010 to June 30, 2011**

CIRCUIT	DISBURSED CONTRACTUAL AMOUNTS	TOTAL FUNDS ALLOCATED TO EACH CIRCUIT	TOTAL DISBURSED
1ST	\$1,222,502.00	\$10,651.84	\$1,233,153.84
2ND	\$557,174.00	\$6,671.93	\$563,845.93
5TH	\$790,902.00	\$7,575.90	\$798,477.90
6TH/24TH	\$1,919,055.00	\$16,311.77	\$1,935,366.77
7TH	\$690,333.00	\$7,704.92	\$698,037.92
8TH	\$347,715.00	\$6,032.94	\$353,747.94
9TH	\$1,036,292.00	\$9,881.87	\$1,046,173.87
10TH	\$961,074.00	\$10,205.34	\$971,279.34
11TH	\$665,145.00	\$7,704.92	\$672,849.92
12TH	\$580,188.00	\$7,320.93	\$587,508.93
13TH	\$3,337,140.00	\$27,926.44	\$3,365,066.44
15TH	\$1,189,812.00	\$12,201.84	\$1,202,013.84
18TH	\$479,094.00	\$6,286.94	\$485,380.94
23RD	\$2,836,546.00	\$19,961.66	\$2,856,507.66
25TH	\$646,848.00	\$8,856.88	\$655,704.88
28TH	\$375,918.00	\$5,651.96	\$381,569.96
30TH	\$602,766.00	\$7,705.92	\$610,471.92
TOTALS	\$18,238,504.00	\$178,654.00	\$18,417,158.00

NOTES: Total funds Allocated to Each Circuit represents funds disbursed by the WVPDS on behalf of the Public Defender Corporations for Legal Research, Auditing Services, Information Technology Services, and Auditor Transaction Fees.

PD HOURS WORKED BY ATTORNEY, BY MONTH

PUBLIC DEFENDER TIME REPORT PER CIRCUIT FOR PERIOD 07/01/2010 TO 06/30/2011

	JULY	AUG	SEP	OCT	NOV	DEC	JAN	FEB	MAR	APR	MAY	JUN	TOTAL
1ST CIRCUIT													
AMK	0.00	0.00	67.60	128.50	134.20	152.20	141.00	118.80	156.40	152.40	142.90	137.70	1,331.70
FWB	196.80	184.20	183.80	181.60	188.90	188.90	177.90	164.90	206.30	183.40	195.90	181.20	2,233.80
JW	186.90	190.20	180.80	173.70	178.60	204.70	138.80	163.70	204.00	181.70	191.30	181.10	2,175.50
JMIH	169.30	161.50	164.90	159.10	158.40	166.90	157.20	135.40	171.20	160.10	135.50	167.80	1,907.30
JW	165.40	165.20	164.30	158.10	165.60	165.00	157.50	157.70	172.50	158.30	169.60	166.80	1,966.00
RLT	177.20	181.60	186.80	170.70	180.60	188.30	174.00	168.70	199.20	172.00	194.60	182.70	2,176.40
SRS	163.90	170.70	166.30	160.40	168.40	178.80	161.80	152.20	175.80	162.20	169.30	166.90	1,996.70
SMW	180.80	172.90	179.00	165.70	174.10	184.40	172.60	160.20	186.70	172.70	176.80	181.10	2,107.00
TM	176.00	173.20	183.80	167.40	163.50	176.80	164.80	168.20	193.90	178.50	180.50	182.10	2,108.70
Total	1,416.30	1,399.50	1,477.30	1,465.20	1,512.30	1,606.00	1,445.60	1,389.80	1,666.00	1,521.30	1,556.40	1,547.40	18,003.10
2ND CIRCUIT													
DLZ	173.60	167.90	182.40	161.30	179.70	182.20	169.10	153.40	188.50	165.60	172.80	176.50	2,073.00
JLG	156.60	156.30	161.00	149.90	163.20	164.50	152.50	142.70	162.50	149.10	156.70	168.00	1,883.00
JEG	173.70	172.40	177.20	173.30	177.60	190.30	165.40	160.00	190.90	166.20	172.60	165.10	2,084.70
JRA	182.40	194.30	173.00	175.60	174.00	180.10	165.30	162.90	179.00	166.80	173.00	172.60	2,099.00
Total	686.30	690.90	693.60	660.10	694.50	717.10	652.30	619.00	720.90	647.70	675.10	682.20	8,139.70
5TH CIRCUIT TOTAL													
KBP	133.80	151.90	140.70	137.90	162.10	164.90	141.20	141.50	141.40	145.90	165.60	141.50	1,768.40
NW	177.50	187.90	181.00	173.60	183.80	181.80	157.50	142.20	166.60	152.30	162.10	171.40	2,037.70
PGM	133.30	160.90	139.60	134.40	145.50	133.70	138.30	136.80	166.60	148.10	146.00	133.90	1,717.10
RSJ	159.40	153.70	139.90	141.30	144.90	135.20	135.80	134.90	149.50	136.30	141.40	134.60	1,706.90
SAS	185.50	142.00	162.70	163.50	151.80	134.20	136.10	137.40	168.90	135.70	135.70	140.30	1,793.80
TCM	181.20	183.20	182.70	178.80	179.80	189.00	169.00	166.40	184.50	170.00	186.00	176.10	2,146.70
Total	970.70	979.60	946.60	929.50	967.90	938.80	877.90	859.20	977.50	888.30	936.80	897.80	11,170.60

6TH CIRCUIT															
AHW	137.10	137.50	135.40	138.90	136.70	136.00	0.00	0.00	0.00	0.00	0.00	0.00	0.00	0.00	821.60
BWW	158.00	138.80	140.70	139.50	145.30	153.50	142.70	154.20	156.30	160.30	160.30	167.90	167.90	159.20	1,816.40
GOH	184.80	199.20	201.30	193.40	185.80	179.40	196.20	179.20	199.50	166.20	166.20	179.30	179.30	181.00	2,245.30
GS	162.00	154.00	157.00	150.00	162.00	165.00	150.00	141.00	158.00	147.00	147.00	156.00	156.00	159.00	1,861.00
HLH	77.60	56.60	68.00	68.20	43.10	46.90	63.70	5.00	64.20	39.10	39.10	64.20	64.20	64.00	660.60
JSH	137.00	135.20	138.10	142.30	136.60	138.30	150.00	140.70	153.30	136.80	136.80	136.00	136.00	151.60	1,695.90
JPG	167.00	102.00	151.00	136.00	137.50	152.00	135.00	137.00	140.00	137.00	137.00	141.00	141.00	138.00	1,673.50
KC1	174.50	162.70	161.70	149.30	169.80	162.20	161.90	151.40	169.70	155.70	155.70	159.40	159.40	167.10	1,945.40
LJL	158.70	155.60	156.70	152.10	168.70	164.70	148.00	147.00	171.00	150.30	150.30	149.70	149.70	160.70	1,883.20
PEJ	188.00	178.50	181.00	178.00	177.50	186.00	170.00	159.50	190.50	169.00	169.00	176.50	176.50	179.00	2,133.50
PDL	136.30	129.80	137.20	139.10	162.40	151.50	140.90	145.40	148.20	128.90	128.90	147.50	147.50	147.30	1,714.50
REW	152.00	158.20	161.60	148.60	167.60	161.70	164.50	169.10	188.70	159.70	159.70	153.90	153.90	165.10	1,950.70
VW	166.10	177.60	165.80	131.50	152.20	180.20	162.60	160.40	176.70	153.30	153.30	168.20	168.20	171.20	1,965.80
Total	1,999.10	1,885.70	1,955.50	1,866.90	1,945.20	1,977.40	1,785.50	1,689.90	1,916.10	1,703.30	1,703.30	1,799.60	1,799.60	1,843.20	22,367.40

7TH CIRCUIT															
ACD	135.6	137.1	137	145.4	151.7	143.8	136.9	150.9	155.2	143.3	143.3	145.7	145.7	154.7	1,737.30
DSM	152	152.6	160	140.8	172	170.9	172.3	134.6	169.8	157.1	157.1	162.2	162.2	143.6	1,887.90
DJA	163.8	173.6	172.9	153.6	208.9	169.9	182.1	163.9	182.5	150.2	150.2	173.4	173.4	198.7	2,093.50
GWM	137.8	133.9	133.5	135.7	135.8	134.4	142.4	140.3	137.1	132.5	132.5	137.9	137.9	135.3	1,636.60
Total	589.2	597.2	603.4	575.5	668.4	619	633.7	589.7	644.6	583.1	583.1	619.2	619.2	632.3	7,355.30

8TH CIRCUIT															
FAA	147.20	178.50	160.30	170.60	151.00	172.10	171.90	98.10	180.50	167.70	167.70	157.90	157.90	167.70	1,923.50
JMA	163.10	144.20	158.50	173.60	142.30	160.00	131.50	160.70	177.60	150.70	150.70	130.30	130.30	166.50	1,859.00
REB	160.00	166.40	157.20	167.20	136.20	160.30	135.60	103.00	166.00	143.70	143.70	143.70	143.70	172.00	1,811.30
Total	470.30	489.10	476.00	511.40	429.50	492.40	439.00	361.80	524.10	462.10	462.10	431.90	431.90	506.20	5,593.80

9TH CIRCUIT															
DCS	147.60	162.20	164.00	162.90	164.90	180.20	164.60	156.20	177.80	161.40	160.00	169.60	1,971.40		
EHH	164.00	169.30	165.20	159.00	169.30	164.90	166.30	150.20	180.70	160.50	169.00	165.00	1,983.40		
EAF	153.40	152.00	162.40	139.90	161.40	157.90	145.10	145.10	182.10	163.30	166.40	153.00	1,882.00		
GRL	170.90	171.30	171.10	164.30	162.10	173.00	191.80	166.10	187.90	178.30	176.10	180.20	2,093.10		
KNK	168.90	174.80	177.80	164.10	176.00	150.50	172.40	158.60	182.60	159.20	165.70	173.10	2,023.70		
SWH	136.20	152.90	133.90	152.90	144.10	148.80	145.00	141.00	149.40	141.90	137.60	137.70	1,721.40		
TPB	156.80	155.30	160.30	153.80	159.80	165.40	150.30	140.00	164.60	153.00	157.40	162.30	1,879.00		
Total	1,097.80	1,137.80	1,134.70	1,096.90	1,137.60	1,140.70	1,135.50	1,057.20	1,225.10	1,117.60	1,132.20	1,140.90	13,554.00		
10TH CIRCUIT TOTAL															
CEG	0.00	55.00	188.10	169.30	148.00	155.00	95.50	145.00	174.00	166.00	180.60	173.60	1,650.10		
DPB	177.10	176.00	176.00	168.00	176.00	185.00	185.00	158.70	184.00	169.00	173.50	177.00	2,105.30		
EBS	176.00	183.00	179.00	168.00	181.00	186.00	170.00	161.00	186.00	168.00	177.00	177.00	2,112.00		
GWF	190.40	194.80	183.10	177.40	186.20	189.00	177.80	186.80	200.70	177.10	194.30	181.70	2,239.30		
JAN	203.30	197.50	181.40	174.70	145.00	189.00	156.70	155.60	210.80	207.90	172.50	181.70	2,176.10		
MLH	171.10	165.00	162.70	160.30	162.50	161.40	153.80	152.30	157.80	149.70	163.30	157.70	1,917.60		
MJH	0.00	0.00	72.00	169.00	176.00	184.20	168.00	161.50	185.00	170.00	179.50	176.00	1,641.20		
RPD	164.40	203.30	27.70	0.00	0.00	0.00	0.00	0.00	0.00	0.00	0.00	0.00	395.40		
Total	1,082.30	1,174.60	1,170.00	1,186.70	1,174.70	1,249.60	1,106.80	1,120.90	1,298.30	1,207.70	1,240.70	1,224.70	14,237.00		
11TH CIRCUIT															
DWB	168.50	168.50	167.00	159.00	169.00	174.00	160.00	155.00	174.00	160.50	169.00	168.50	1,993.00		
DWD	172.00	168.10	157.50	163.00	164.50	172.50	172.20	157.50	181.50	172.00	165.10	172.50	2,018.40		
JLE	176.00	168.50	176.00	157.50	166.00	183.10	157.40	156.50	174.50	176.00	170.00	179.40	2,040.90		
SP	181.00	179.00	173.00	166.00	184.50	173.50	178.00	162.50	192.50	176.00	190.00	195.50	2,151.50		
Total	697.50	684.10	673.50	645.50	684.00	703.10	667.60	631.50	722.50	684.50	694.10	715.90	8,203.80		
12TH CIRCUIT															
ES	171.50	178.70	175.60	162.00	161.00	160.20	160.40	171.40	185.20	168.40	168.40	167.30	2,030.10		
EC	168.70	176.60	170.40	164.50	175.70	175.80	158.10	162.50	186.60	167.80	168.30	125.50	2,000.50		
JA	177.20	175.90	176.50	173.50	176.00	184.00	168.00	160.00	184.00	168.00	176.00	163.70	2,082.80		
NF	183.00	180.50	183.60	186.00	176.50	183.90	168.50	164.40	188.90	171.00	182.60	187.90	2,156.80		
Total	700.40	711.70	706.10	686.00	689.20	703.90	655.00	658.30	744.70	675.20	695.30	644.40	8,270.20		

13TH CIRCUIT

AEB	0.00	0.00	0.00	0.00	0.00	0.00	0.00	0.00	0.00	0.00	0.00	0.00	32.20	154.00	178.70	184.90	549.80
BAB	186.00	172.00	179.00	161.00	174.00	175.00	165.00	175.50	201.00	175.00	176.00	178.00	176.00	175.00	176.00	178.00	2,117.50
CCR	165.00	150.90	149.90	150.40	165.90	173.30	0.00	0.00	0.00	0.00	0.00	0.00	0.00	0.00	0.00	0.00	955.40
CW	175.50	187.60	177.30	161.90	167.50	176.50	169.00	149.00	176.00	167.20	165.60	155.00	165.60	167.20	165.60	155.00	2,028.10
DLM	155.00	164.50	155.00	144.50	155.50	158.70	146.80	133.00	161.50	156.00	166.00	174.50	166.00	156.00	166.00	174.50	1,871.00
DKP	176.00	172.50	175.70	168.10	178.30	182.20	168.00	160.20	177.30	153.40	176.00	176.00	176.00	153.40	176.00	176.00	2,063.70
GM	195.00	187.00	184.10	186.00	193.00	190.10	182.20	161.10	197.90	196.70	181.70	178.40	181.70	196.70	181.70	178.40	2,233.20
GC	176.60	180.80	181.00	171.10	181.60	184.20	184.80	173.80	185.30	180.60	181.40	184.80	181.40	180.60	181.40	184.80	2,166.00
GA	216.00	216.60	231.90	186.20	186.70	203.30	194.50	216.10	256.80	188.50	206.00	203.80	206.00	188.50	206.00	203.80	2,506.40
JDP	201.40	179.10	176.40	163.30	178.00	184.30	169.80	160.60	182.80	167.60	176.90	176.00	176.90	167.60	176.90	176.00	2,116.20
JPS	176.00	174.00	176.00	168.00	176.00	184.00	168.00	156.00	184.00	170.00	176.00	175.00	176.00	170.00	176.00	175.00	2,083.00
JMM	0.00	0.00	0.00	0.00	0.00	0.00	0.00	0.00	0.00	112.50	176.40	171.30	176.40	112.50	176.40	171.30	460.20
JMC	167.00	178.50	175.00	168.00	174.00	184.00	178.80	168.50	201.50	208.00	175.50	181.00	175.50	208.00	175.50	181.00	2,159.80
KHA	164.70	181.80	184.50	165.40	176.00	191.30	166.90	176.90	200.30	176.10	187.40	200.00	187.40	176.10	187.40	200.00	2,171.30
KAK	156.30	155.80	149.90	147.30	153.90	158.10	159.80	138.90	156.60	146.90	155.70	156.90	155.70	146.90	155.70	156.90	1,836.10
LMP	0.00	0.00	138.50	176.70	181.70	188.90	190.00	164.30	191.30	177.00	189.10	182.20	189.10	177.00	189.10	182.20	1,779.70
MBD	180.80	183.60	206.10	174.40	177.40	211.60	175.20	170.00	188.40	178.90	184.70	181.20	184.70	178.90	184.70	181.20	2,212.30
REH	192.20	196.50	179.70	188.90	170.80	181.10	195.70	167.80	176.70	174.40	180.60	186.60	180.60	174.40	180.60	186.60	2,191.00
RC	176.00	176.00	178.00	168.00	176.00	184.00	168.00	161.50	183.70	167.70	174.00	176.70	174.00	167.70	174.00	176.70	2,089.60
RMS	199.10	194.80	192.10	189.90	184.80	195.90	193.50	179.70	224.10	194.30	206.70	221.80	206.70	194.30	206.70	221.80	2,376.70
SEW	0.00	0.00	0.00	0.00	90.30	187.00	210.20	195.20	229.10	209.90	190.10	221.90	190.10	209.90	190.10	221.90	1,533.70
SPW	179.20	180.00	167.50	171.10	197.10	182.30	176.20	155.50	180.50	177.50	179.60	178.00	179.60	177.50	179.60	178.00	2,124.50
SJC	0.00	0.00	0.00	0.00	0.00	0.00	8.00	159.30	176.10	167.80	177.40	175.60	177.40	167.80	177.40	175.60	864.20
TSS	175.00	177.00	174.00	166.00	176.00	186.00	169.00	164.00	184.00	173.00	176.00	171.00	176.00	173.00	176.00	171.00	2,091.00
TLG	169.10	167.70	165.70	153.00	170.00	177.70	0.00	0.00	0.00	0.00	0.00	0.00	0.00	0.00	0.00	0.00	1,003.20
ZAS	172.00	177.00	174.30	168.20	177.00	182.20	165.50	161.00	182.50	162.00	174.00	179.50	174.00	162.00	174.00	179.50	2,075.20
Total	3,753.90	3,753.70	3,871.60	3,697.40	3,961.50	4,221.70	3,704.90	3,647.90	4,229.60	4,135.00	4,311.50	4,370.10	4,311.50	4,135.00	4,311.50	4,370.10	47,658.80

15TH CIRCUIT															
GLD	188.80	171.80	184.30	189.60	187.40	196.40	186.00	166.80	180.20	175.70	187.30	193.90	2,208.20		
HKS	191.10	166.60	168.00	175.80	169.80	184.90	159.50	157.30	178.40	166.20	172.20	172.20	2,062.00		
JEC	175.60	165.10	169.70	158.10	164.70	175.40	153.60	144.50	173.00	155.80	154.20	164.20	1,953.90		
KAC	163.00	162.00	167.30	157.20	164.10	182.40	155.80	146.70	169.70	159.50	161.00	173.50	1,962.20		
LAS	173.30	169.20	182.10	159.10	165.90	171.80	180.40	166.30	180.70	144.90	0.00	0.00	1,693.70		
NCU	181.60	172.30	181.50	168.30	163.50	176.50	166.00	167.90	193.40	170.00	180.30	189.70	2,111.00		
VW	162.00	170.00	172.70	161.30	175.60	180.20	166.80	159.30	187.50	162.00	172.10	169.30	2,038.80		
WWN	163.40	167.10	162.90	162.90	210.60	187.00	150.30	142.50	183.00	138.30	171.40	157.20	1,996.60		
WRW	2.00	0.30	0.00	0.00	0.80	5.10	0.00	0.60	0.90	0.50	171.50	161.10	342.80		
Total	1,400.80	1,344.40	1,388.50	1,332.30	1,402.40	1,459.70	1,318.40	1,251.90	1,446.80	1,272.90	1,370.00	1,381.10	16,369.20		

18TH CIRCUIT															
CLN	168.10	167.70	162.80	160.30	169.90	171.50	168.50	149.40	168.60	154.90	161.40	163.40	1,966.50		
GMV	0.00	0.00	0.00	0.00	0.00	0.00	0.00	0.00	0.10	0.00	0.00	0.00	0.10		
RRG	165.00	170.40	163.60	160.60	170.30	169.90	157.80	150.70	162.90	154.60	158.40	173.90	1,958.10		
SCC	192.10	164.50	169.50	154.90	182.70	164.20	158.00	165.30	178.10	158.90	162.80	175.60	2,026.60		
Total	525.20	502.60	495.90	475.80	522.90	505.60	484.30	465.40	509.70	468.40	482.60	512.90	5,951.30		

23RD CIRCUIT															
BAB	177.50	166.00	171.50	165.00	177.50	180.50	168.50	145.00	188.00	162.00	170.50	169.50	2,041.50		
CLL	158.00	157.00	157.00	142.00	161.00	165.00	149.00	148.00	163.00	149.00	156.00	160.00	1,865.00		
DAL	176.50	180.30	176.20	177.00	177.00	184.50	171.30	160.80	176.00	169.00	176.00	178.20	2,102.80		
DMW	146.00	142.50	148.50	139.00	149.00	146.50	139.50	138.00	143.00	142.00	145.50	157.00	1,736.50		
FHP	171.50	170.00	181.00	164.00	172.50	175.00	163.00	155.50	176.00	165.20	169.50	173.50	2,036.70		
HAS	171.90	177.00	173.90	167.00	177.60	182.20	147.30	159.20	180.50	171.60	175.50	158.80	2,042.50		
JBR	21.60	53.00	14.80	19.80	14.40	13.60	30.30	20.10	32.70	24.50	27.90	39.60	312.30		
JJG	156.00	155.00	155.00	151.00	156.00	169.00	148.00	142.00	163.00	148.00	154.00	157.00	1,854.00		
JMW	174.50	174.50	181.50	179.00	183.60	172.10	195.50	172.00	192.20	169.60	189.00	178.50	2,162.00		
JPA	176.50	161.00	188.90	162.00	173.50	177.50	157.70	149.50	169.50	164.50	169.00	168.50	2,018.10		
JHL	170.50	167.50	172.70	156.00	170.00	175.50	166.40	154.00	179.00	158.50	167.50	165.50	2,003.10		
JSM	158.50	158.00	132.00	142.00	161.00	163.50	139.00	144.00	154.50	150.50	149.00	155.00	1,807.00		

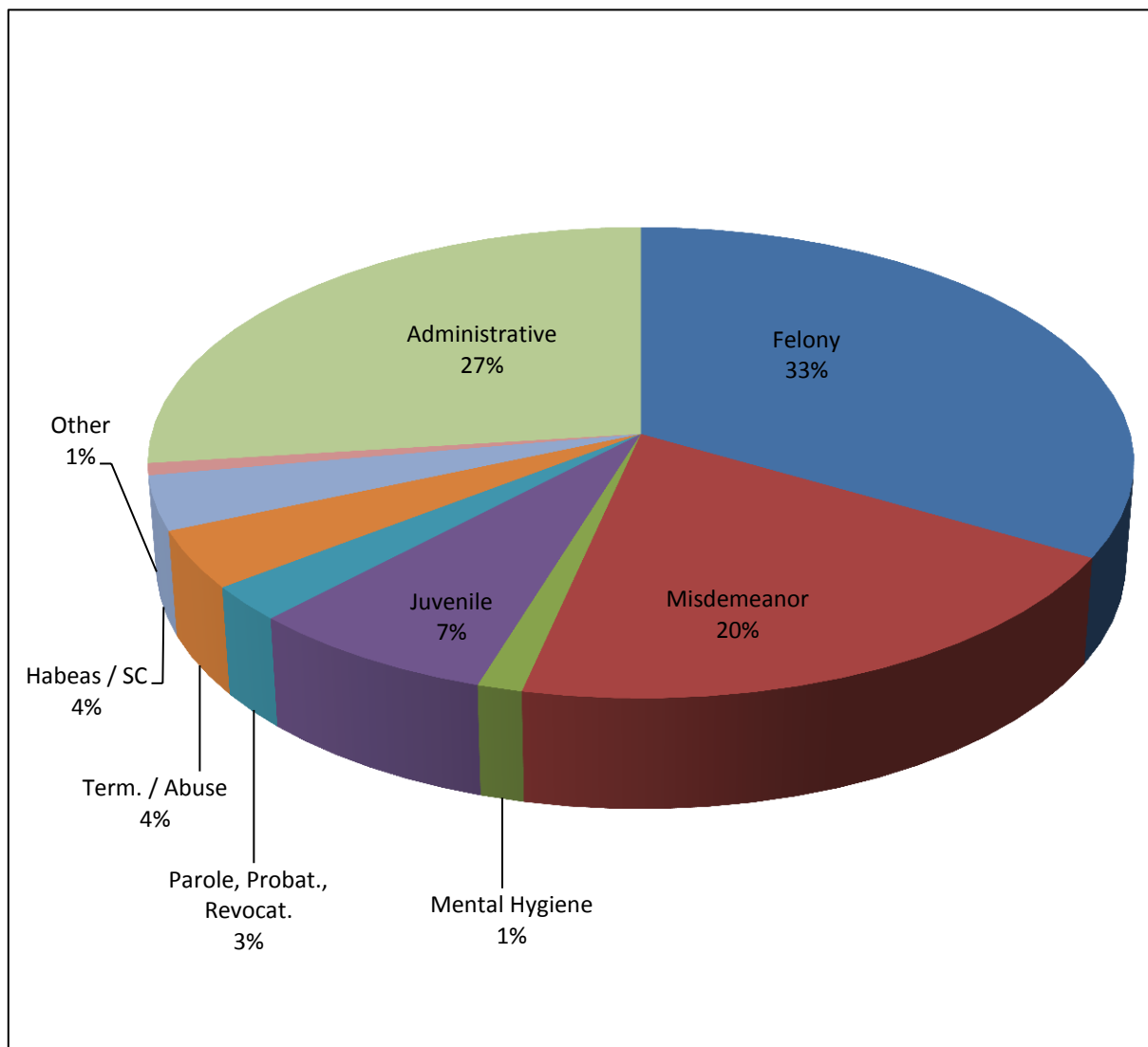
JRW	172.60	161.50	167.50	160.00	172.00	136.20	158.00	145.40	179.00	161.00	168.00	168.50	1,949.70
MTS	173.00	176.50	177.00	163.00	175.00	184.00	169.00	159.50	184.00	163.00	180.00	177.00	2,081.00
MKF	156.90	161.20	160.50	162.90	156.50	170.50	148.80	150.90	164.50	149.80	162.00	167.00	1,911.50
TED	183.50	172.00	169.00	165.00	185.00	187.00	169.10	199.00	182.10	179.00	212.00	189.50	2,192.20
TS	193.50	185.40	165.00	161.00	175.30	171.70	173.30	156.50	185.50	177.00	173.00	159.00	2,076.20
TBC	178.60	204.10	179.10	172.00	178.70	184.60	168.00	165.50	184.80	169.00	176.40	176.50	2,137.30
WD	168.40	174.00	169.80	167.70	172.50	138.30	159.20	158.30	185.00	164.50	152.50	167.40	1,977.60
Total	3,085.50	3,096.50	3,040.90	2,915.40	3,088.10	3,077.20	2,920.90	2,823.20	3,182.30	2,937.70	3,073.30	3,066.00	36,307.00
24TH CIRCUIT													
DRQ	172.50	164.60	167.90	163.80	166.00	173.10	165.50	153.70	161.10	174.10	164.50	167.00	1,993.80
DLP	183.20	178.50	186.20	175.50	169.10	175.60	179.30	171.30	189.40	168.00	178.90	187.80	2,142.80
JPW	156.60	148.60	164.30	146.10	167.00	108.10	148.30	160.10	167.00	144.00	147.30	160.80	1,818.20
REW	9.80	25.10	16.00	11.80	10.00	13.90	15.80	11.30	15.90	23.60	9.10	18.40	180.70
Total	522.10	516.80	534.40	497.20	512.10	470.70	508.90	496.40	533.40	509.70	499.80	534.00	6,135.50
25TH CIRCUIT													
DJL	168.00	177.00	174.00	168.00	136.00	184.00	185.20	136.00	184.00	168.00	168.00	152.00	2,000.20
HCW	181.80	176.00	186.00	181.00	190.00	186.50	172.00	172.20	196.00	166.90	176.00	177.10	2,161.50
HRN	166.20	160.00	165.60	128.10	136.40	166.10	139.50	176.10	175.40	164.30	154.10	156.90	1,888.70
MNM	171.90	166.90	168.00	159.80	171.90	175.70	158.00	153.50	180.10	163.40	162.70	164.00	1,995.90
RMR	172.60	177.90	165.60	164.50	173.40	169.70	164.00	150.00	176.50	163.40	169.20	165.70	2,012.50
RLW	174.20	175.20	176.00	171.90	160.00	176.00	168.00	160.30	195.00	122.00	179.70	148.60	2,006.90
Total	1,034.70	1,033.00	1,035.20	973.30	967.70	1,058.00	986.70	948.10	1,107.00	948.00	1,009.70	964.30	12,065.70
28TH CIRCUIT													
CAS	187.60	179.50	175.40	177.90	177.00	182.90	158.00	160.80	174.80	166.40	173.40	174.70	2,088.40
SW	157.50	172.00	152.00	164.00	154.00	161.50	145.50	145.00	163.00	148.00	146.00	153.00	1,861.50
Total	345.10	351.50	327.40	341.90	331.00	344.40	303.50	305.80	337.80	314.40	319.40	327.70	3,949.90

30TH CIRCUIT													
DAF	173.50	184.80	173.60	182.00	171.90	184.20	150.60	159.10	182.30	169.00	202.80	177.50	2,111.30
JJ	176.60	179.50	187.60	181.40	205.30	193.80	178.30	180.90	204.40	178.00	189.70	186.40	2,241.90
SJK	146.40	136.40	138.50	156.70	220.50	137.40	138.60	145.60	180.10	145.10	166.50	143.40	1,855.20
TM	134.80	142.90	176.30	150.90	164.70	164.80	153.30	141.90	185.20	168.20	159.30	178.70	1,921.00
Total	631.30	643.60	676.00	671.00	762.40	680.20	620.80	627.50	752.00	660.30	718.30	686.00	8,129.40
TOTAL	21,008.50	20,992.30	21,206.60	20,528.00	21,451.40	21,965.50	20,247.30	19,543.50	22,538.40	20,737.20	21,565.90	21,677.10	253,461.70

PD HOURS WORKED BY CASE TYPE BY ATTORNEY

PUBLIC DEFENDER CORPORATION TIME BY CASE TYPE FY 2011

	HOURS	% of Total Hours
Felony	84,276.5	33.4%
Misdemeanor	50,702.0	20.1%
Mental Hygiene	3,345.0	1.3%
Juvenile	18,541.8	7.3%
Parole, Probat., Revocat.	6,118.3	2.4%
Term. / Abuse	10,022.0	4.0%
Habeas / SC	9,383.0	3.7%
Other	2,066.7	0.8%
Administrative	68,139.1	27.0%
Total Time	252,594.4	100.0%



ATTORNEY TIME BY CASE TYPE FOR 2011 (JULY 1, 2010-JUNE 30, 2011)

CIRCUIT/ ATTORNEY	FELONY	MISD.	PAROLE					HABEAS SC	OTHER	ADMIN	TOTAL
			MENTAL HYGIENE	JUVENILE	PROBATE REVOCAT.	TERM/ ABUSE					
1ST CIRCUIT											
AMK	607.1	228.6	0.0	115.3	38.6	45.7	30.2	7.7	258.5	1,331.7	
FWB	940.8	68.0	0.0	227.5	100.9	408.5	0.0	43.4	444.7	2,233.8	
JJW	716.7	929.8	0.0	5.4	49.2	0.0	0.0	9.4	255.5	1,966.0	
JMH	675.9	483.5	0.0	172.2	92.3	0.0	0.0	8.6	474.8	1,907.3	
JW	659.6	413.3	0.0	208.3	99.6	0.3	0.0	64.1	650.3	2,095.5	
RLT	464.0	1,182.8	0.0	0.1	86.3	8.6	0.0	16.5	418.1	2,176.4	
SMW	737.7	569.9	0.0	26.3	35.4	16.2	0.0	13.3	708.2	2,107.0	
SRS	1,049.1	669.1	0.0	30.1	1.2	1.2	0.0	11.0	235.0	1,996.7	
TM	846.9	749.8	0.0	12.5	117.9	0.0	0.0	47.8	333.8	2,108.7	
TOTAL	6,697.8	5,294.8	0.0	797.7	621.4	480.5	30.2	221.8	3,778.9	17,923.1	
2ND CIRCUIT											
DLZ	325.0	15.0	0.0	419.4	3.9	246.1	0.7	4.5	1,058.4	2,073.0	
JEG	605.1	798.1	0.0	31.1	62.2	80.4	5.1	56.5	446.2	2,084.7	
JLG	744.8	376.1	0.0	185.6	55.0	152.1	0.0	5.6	363.8	1,883.0	
JRA	1,370.4	103.2	0.0	7.5	119.6	12.9	52.1	46.6	386.7	2,099.0	
TOTAL	3,045.3	1,292.4	0.0	643.6	240.7	491.5	57.9	113.2	2,255.1	8,139.7	
5TH CIRCUIT											
KBP	1,143.2	50.4	56.8	13.9	16.3	3.3	0.0	27.9	456.6	1,768.4	
NW	579.1	356.5	3.4	318.7	0.0	239.9	0.0	5.8	534.3	2,037.7	
PGM	971.3	412.0	3.6	3.0	12.2	37.7	0.0	1.8	275.5	1,717.1	
RSJ	275.0	315.1	15.0	392.5	15.3	277.3	0.0	0.0	416.7	1,706.9	
SAS	325.6	38.9	4.5	333.9	17.4	356.0	0.0	2.5	715.0	1,793.8	
TCM	846.4	456.8	37.0	149.2	0.0	212.0	0.0	2.0	443.3	2,146.7	
TOTAL	4,140.6	1,629.7	120.3	1,211.2	61.2	1,126.2	0.0	40.0	2,841.4	11,170.6	
6TH CIRCUIT											
AHW	388.6	282.6	0.0	1.0	2.0	0.0	0.0	0.0	147.4	821.6	
BWW	438.9	850.5	0.0	5.0	24.0	0.0	0.0	0.5	491.5	1,810.4	
GOH	1,605.1	163.2	0.0	0.0	57.7	1.0	0.0	1.8	416.5	2,245.3	
GS	56.0	0.0	0.0	0.0	0.0	0.0	1,474.0	0.0	331.0	1,861.0	
HLH	1.6	4.5	654.3	0.2	0.0	0.0	0.0	0.0	0.0	660.6	
JPG	845.5	439.0	0.0	1.0	24.0	0.0	0.0	0.0	364.0	1,673.5	
JSH	569.9	695.0	1.0	7.5	8.5	0.0	0.0	4.0	276.0	1,561.9	
KC1	765.2	638.5	1.1	0.0	2.7	0.5	0.6	0.4	536.4	1,945.4	
LJL	1,293.1	18.0	2.0	0.0	143.6	0.0	0.0	3.0	423.5	1,883.2	
PDL	399.5	5.3	2.5	876.1	3.0	1.0	0.0	10.3	416.8	1,714.5	
PEJ	911.0	655.0	0.0	3.0	25.5	10.0	2.5	0.0	526.5	2,133.5	
REW	150.1	124.2	4.4	49.0	4.1	787.9	54.2	14.6	762.2	1,950.7	
VW	1,022.6	585.6	4.0	9.3	0.1	0.0	0.0	1.3	342.9	1,965.8	
TOTAL	8,447.1	4,461.4	669.3	952.1	295.2	800.4	1,531.3	35.9	5,034.7	22,227.4	

7TH CIRCUIT

ACD	287.4	254.8	15.3	275.2	19.7	350.3	1.7	19.8	450.4	1,674.6
DJA	1,327.6	89.0	13.0	20.9	44.7	90.7	0.9	14.0	486.7	2,087.5
DSM	936.0	228.2	1.3	5.2	99.9	29.6	0.0	37.2	550.5	1,887.9
GWM	911.0	123.6	8.7	0.0	8.5	68.3	0.0	4.0	512.5	1,636.6
TOTAL	3,462.0	695.6	38.3	301.3	172.8	538.9	2.6	75.0	2,000.1	7,286.6

8TH CIRCUIT

FAA	981.2	367.7	9.9	151.3	0.0	104.6	0.0	37.3	271.5	1,923.5
JMA	489.6	409.3	3.0	321.7	0.0	294.1	0.0	42.3	299.0	1,859.0
REB	419.9	1,157.2	3.2	33.5	0.7	24.2	0.0	10.4	162.2	1,811.3
TOTAL	1,890.7	1,934.2	16.1	506.5	0.7	422.9	0.0	90.0	732.7	5,593.8

9TH CIRCUIT

DCS	733.6	618.8	0.0	186.1	51.2	18.3	10.0	28.5	318.9	1,965.4
EAF	438.7	889.1	0.0	48.2	27.1	3.0	0.0	5.1	470.8	1,882.0
EHH	507.7	490.6	0.5	234.6	71.6	17.0	0.8	61.4	599.2	1,983.4
GRL	43.9	33.1	0.2	287.5	1.0	788.7	115.9	0.6	822.2	2,093.1
KNK	713.4	575.7	0.0	176.2	62.2	34.1	5.3	22.3	416.5	2,005.7
SWH	442.4	455.7	0.3	84.2	62.9	22.3	0.0	55.7	597.9	1,721.4
TPB	91.4	522.7	0.0	10.1	9.6	4.1	0.0	4.1	1,199.7	1,841.7
TOTAL	2,971.1	3,585.7	1.0	1,026.9	285.6	887.5	132.0	177.7	4,425.2	13,492.7

10TH CIRCUIT

CEG	444.9	494.3	39.5	79.0	109.8	50.0	0.0	17.2	415.4	1,650.1
DPB	668.2	766.1	32.5	134.5	138.0	74.7	0.0	35.8	255.5	2,105.3
EBS	650.5	505.5	53.0	89.0	82.0	57.0	0.0	41.0	634.0	2,112.0
GWF	703.9	569.5	39.4	115.3	130.0	27.0	30.3	14.0	609.9	2,239.3
JAN	838.9	461.8	51.3	10.3	184.7	11.6	1.0	29.8	586.7	2,176.1
MJH	502.0	541.1	25.5	55.0	122.6	104.0	0.0	19.5	271.5	1,641.2
MLH	618.4	478.5	40.9	156.3	132.9	11.8	0.0	24.0	454.8	1,917.6
RPD	133.9	112.3	8.7	21.1	37.9	4.4	0.0	5.1	72.0	395.4
TOTAL	4,560.7	3,929.1	290.8	660.5	937.9	340.5	31.3	186.4	3,299.8	14,237.0

11TH CIRCUIT

DWB	672.5	37.5	195.5	8.0	2.0	3.0	2.5	20.5	1,051.5	1,993.0
DWD	962.8	715.8	41.0	8.5	0.0	30.8	0.0	8.0	251.5	2,018.4
JLE	584.1	579.1	49.5	200.1	31.8	255.8	0.0	19.0	314.0	2,033.4
SP	249.0	541.5	48.0	701.0	0.0	318.5	0.0	8.0	285.5	2,151.5
TOTAL	2,468.4	1,873.9	334.0	917.6	33.8	608.1	2.5	55.5	1,902.5	8,196.3

12TH CIRCUIT

EC	662.9	403.0	28.5	174.6	50.0	222.6	0.0	52.0	406.9	2,000.5
ES	777.5	245.2	2.1	232.0	77.6	20.3	0.7	19.8	654.9	2,030.1
JA	1,080.1	330.5	16.8	134.7	41.9	45.3	0.0	10.0	423.5	2,082.8
NF	795.3	343.6	14.9	153.5	69.9	208.3	0.5	14.2	556.6	2,156.8
TOTAL	3,315.8	1,322.3	62.3	694.8	239.4	496.5	1.2	96.0	2,041.9	8,270.2

13TH CIRCUIT

AEB	2.8	419.3	0.5	0.9	0.0	0.0	0.0	0.8	125.5	549.8
BAB	1,342.0	4.0	0.0	0.0	231.5	10.0	0.0	14.0	516.0	2,117.5
CCR	4.9	287.3	352.2	18.9	0.0	0.0	35.3	1.3	255.5	955.4
CW	44.5	185.5	4.0	2.5	62.5	0.0	1,035.1	0.0	694.0	2,028.1
DKP	682.6	5.0	2.4	8.7	192.2	3.0	1.7	7.1	1,161.0	2,063.7
DLM	596.3	474.5	0.0	0.0	50.0	0.0	0.0	14.0	736.2	1,871.0
GA	0.9	17.4	2.4	1.1	0.0	0.0	1,455.4	1.2	1,028.0	2,506.4
GC	378.4	56.7	2.4	74.9	11.1	0.4	465.3	66.1	1,110.7	2,166.0
GM	1,643.3	35.5	0.0	0.0	260.7	0.0	0.0	19.2	274.5	2,233.2
JDP	1,258.8	34.5	1.7	0.0	109.0	0.0	299.7	42.1	370.4	2,116.2
JMC	1,693.7	13.6	0.3	0.0	111.2	0.0	2.5	14.7	310.3	2,146.3
JMM	17.6	309.7	0.0	1.7	3.7	0.1	0.0	1.2	126.2	460.2
JPS	1,644.0	20.0	4.0	12.0	107.0	14.0	0.0	17.0	265.0	2,083.0
KAK	47.7	1,111.1	33.0	8.5	2.6	0.0	0.0	0.3	632.9	1,836.1
KHA	0.0	284.4	2.5	1,178.5	0.0	0.0	0.0	15.0	690.9	2,171.3
LMP	49.9	32.6	68.0	323.3	0.0	0.0	675.5	0.0	630.4	1,779.7
MDB	1.8	0.0	0.0	0.0	0.0	0.0	1,467.0	0.0	743.5	2,212.3
RC	2.0	5.0	20.7	0.0	0.0	0.0	1,392.7	0.0	669.2	2,089.6
REH	1,266.0	68.9	17.6	9.6	147.6	2.8	221.5	43.5	413.5	2,191.0
RMS	1,161.3	130.5	9.2	5.5	103.6	0.0	4.0	22.3	670.0	2,106.4
SEW	7.7	1,029.9	39.8	0.0	5.9	0.0	0.0	0.4	450.0	1,533.7
SJC	0.8	5.3	415.8	13.7	0.0	0.0	113.6	0.0	315.0	864.2
SPW	78.2	107.4	235.6	1,059.9	0.0	0.0	3.0	0.5	639.9	2,124.5
TLG	55.2	720.7	2.0	0.0	1.0	0.0	0.0	0.0	224.3	1,003.2
TSS	341.0	1,327.0	4.0	0.0	44.0	0.0	0.0	2.0	373.0	2,091.0
ZAS	1,398.7	43.0	0.0	0.0	136.0	0.0	0.0	18.5	479.0	2,075.2
TOTAL	13,720.1	6,728.8	1,218.1	2,719.7	1,579.6	30.3	7,172.3	301.2	13,904.9	47,375.0

15TH CIRCUIT

GLD	1,124.6	20.5	6.5	292.7	105.8	32.9	104.8	21.4	499.0	2,208.2
HKS	987.0	6.9	2.0	217.8	104.9	110.3	0.0	3.8	629.3	2,062.0
JEC	6.3	1,176.7	3.9	325.8	1.9	0.0	15.2	14.0	410.1	1,953.9
KAC	6.8	1,256.4	2.5	325.5	0.0	9.0	0.0	0.0	362.0	1,962.2
LAS	962.4	18.3	5.1	198.0	72.9	5.4	33.8	3.2	394.6	1,693.7
NCU	1,137.5	155.7	1.1	201.0	116.0	4.6	17.8	19.3	458.0	2,111.0
VW	240.4	1,164.6	9.7	295.4	1.3	0.4	0.0	0.0	327.0	2,038.8
WRW	237.6	4.5	1.0	42.3	31.4	0.0	4.2	5.0	16.8	342.8
WWN	1,255.5	12.4	1.6	147.0	83.6	1.4	0.5	16.9	477.7	1,996.6
TOTAL	5,958.1	3,816.0	33.4	2,045.5	517.8	164.0	176.3	83.6	3,574.5	16,369.2

18TH CIRCUIT

CLN	581.2	334.1	4.3	256.9	62.6	185.7	1.3	34.9	456.5	1,917.5
GMV	0.0	0.1	0.0	0.0	0.0	0.0	0.0	0.0	0.0	0.1
RRG	333.8	335.3	32.6	214.1	26.3	0.2	22.3	17.3	976.2	1,958.1
SCC	482.7	341.4	1.0	201.7	77.2	118.9	87.7	53.6	662.4	2,026.6
TOTAL	1,397.7	1,010.9	37.9	672.7	166.1	304.8	111.3	105.8	2,095.1	5,902.3

23RD CIRCUIT

BAB	827.5	102.0	1.0	590.0	19.0	0.0	0.0	0.0	502.0	2,041.5
CLL	561.0	939.0	0.0	0.0	15.0	0.0	0.0	20.0	330.0	1,865.0
DAL	316.0	132.8	0.0	16.0	0.0	5.0	0.0	0.0	1,633.0	2,102.8
DMW	529.0	83.0	0.0	680.5	41.0	102.5	0.0	10.5	290.0	1,736.5
FHP	815.7	570.0	0.0	5.0	9.5	0.5	0.0	0.0	636.0	2,036.7
HAS	1,105.7	381.9	0.0	12.3	6.3	0.0	0.0	1.0	535.3	2,042.5
JBR	0.5	141.8	133.5	0.0	0.0	0.0	0.0	1.0	35.5	312.3
JHL	823.2	68.5	0.5	642.5	0.0	2.0	0.0	0.0	466.4	2,003.1
JJG	0.0	8.0	0.0	81.0	0.0	1,476.0	0.0	0.0	289.0	1,854.0
JMW	969.3	270.5	0.0	46.5	115.0	314.7	0.0	49.0	397.0	2,162.0
JPA	47.7	171.4	4.5	27.7	0.0	25.0	3.0	1.5	1,737.3	2,018.1
JRW	1,353.7	126.3	0.0	22.5	9.0	4.0	0.0	8.5	425.7	1,949.7
JSM	355.5	971.0	6.0	7.0	10.5	0.0	0.0	11.0	446.0	1,807.0
MKF	25.0	394.6	8.6	821.4	0.0	197.9	0.0	0.0	464.0	1,911.5
MTS	134.5	1,634.5	0.0	0.0	8.0	0.0	0.0	0.0	304.0	2,081.0
TBC	350.2	1,014.5	4.5	0.0	1.5	0.4	0.0	0.0	766.2	2,137.3
TED	1,060.5	456.0	2.0	0.0	15.0	3.0	0.0	68.5	587.2	2,192.2
TS	1,689.8	94.9	0.0	0.0	0.0	0.0	0.0	3.5	288.0	2,076.2
WD	1,456.4	69.9	0.5	0.5	28.3	0.0	0.0	0.0	422.0	1,977.6
TOTAL	12,421.2	7,630.6	161.1	2,952.9	278.1	2,131.0	3.0	174.5	10,554.6	36,307.0

24TH CIRCUIT

DLP	843.9	502.5	0.0	298.1	131.7	0.0	0.7	9.2	356.7	2,142.8
DRQ	830.1	236.2	0.0	30.0	103.0	0.0	2.0	12.1	744.9	1,958.3
JPW	1,253.3	218.2	0.0	4.5	14.6	0.0	42.5	7.0	278.1	1,818.2
REW	10.0	1.6	0.0	0.0	0.0	0.0	51.9	0.0	117.2	180.7
TOTAL	2,937.3	958.5	0.0	332.6	249.3	0.0	97.1	28.3	1,496.9	6,100.0

25TH CIRCUIT

DJL	827.0	70.0	66.0	113.2	111.0	469.0	34.0	44.0	266.0	2,000.2
HCW	1,070.3	348.3	5.0	41.0	168.7	30.5	0.0	11.0	460.7	2,135.5
HRN	23.1	1,373.2	6.6	5.5	13.8	0.0	0.0	0.0	465.5	1,887.7
MNM	503.8	542.2	36.0	61.0	70.1	57.9	0.0	9.0	654.0	1,934.0
RLW	568.7	35.2	21.4	5.0	11.2	14.2	0.0	0.0	1,351.2	2,006.9
RMR	452.4	26.6	9.6	585.4	41.8	21.7	0.0	18.1	804.3	1,959.9
TOTAL	3,445.3	2,395.5	144.6	811.1	416.6	593.3	34.0	82.1	4,001.7	11,924.2

28TH CIRCUIT

CAS	409.0	619.5	24.7	296.6	0.0	79.3	0.0	2.8	656.5	2,088.4
SW	303.8	354.8	4.0	258.1	3.0	507.3	0.0	7.0	423.5	1,861.5
TOTAL	712.8	974.3	28.7	554.7	3.0	586.6	0.0	9.8	1,080.0	3,949.9

30TH CIRCUIT

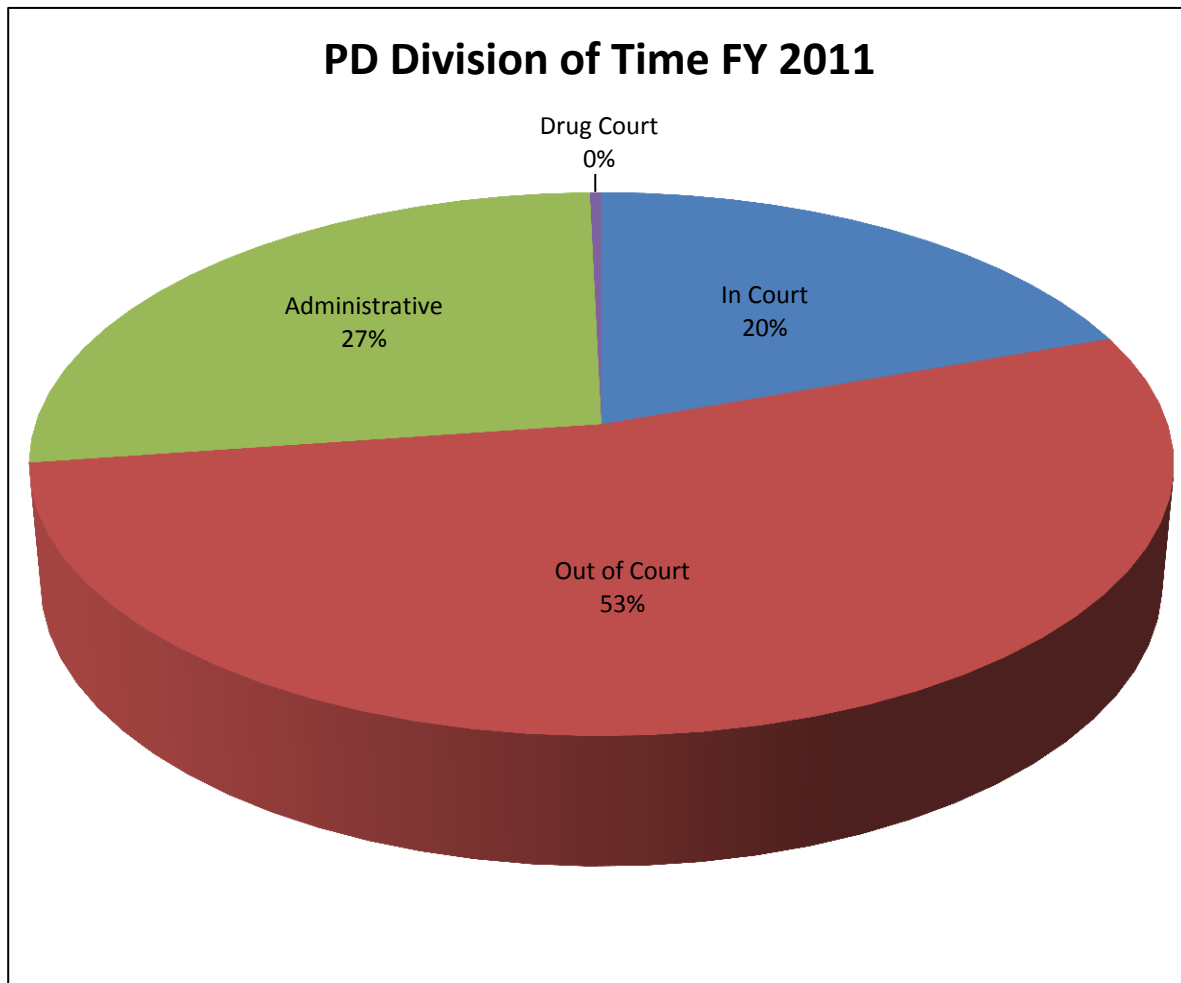
DAF	845.6	370.9	37.7	35.2	1.2	0.0	0.0	140.3	680.4	2,111.3
JJ	971.3	521.3	16.5	26.0	15.8	0.0	0.0	15.1	675.9	2,241.9
SJK	648.5	195.1	91.1	9.3	1.2	3.9	0.0	20.7	885.4	1,855.2
TM	219.1	81.0	43.8	669.9	0.9	15.1	0.0	13.8	877.4	1,921.0
TOTAL	2,684.5	1,168.3	189.1	740.4	19.1	19.0	0.0	189.9	3,119.1	8,129.4

PD TOTAL	84,276.5	50,702.0	3,345.0	18,541.8	6,118.3	10,022.0	9,383.0	2,066.7	68,139.1	252,594.4
-----------------	-----------------	-----------------	----------------	-----------------	----------------	-----------------	----------------	----------------	-----------------	------------------

**PD HOURS WORKED
BY ATTORNEY IN
COURT / OUT OF
COURT /
ADMINISTRATIVE /
DRUG COURT**

**PUBLIC DEFENDER CORPORATION TIME FOR FY 2011
BY IN COURT / OUT OF COURT / ADMINISTRATIVE / DRUG COURT**

In Court	49,502.8
Out of Court	134,867.0
Administrative	68,139.1
Drug Court	952.8
TOTAL TIME	253,461.7



**WV PUBLIC DEFENDER CORPORATIONS ATTORNEY TIME
 BY IN COURT/OUT OF COURT/ADMINISTRATION/ DRUG COURT FOR FY 2011**

CIRCUIT/ ATTORNEY	IN COURT	OUT OF COURT	ADMIN.	DRUG COURT	TOTAL
1ST CIRCUIT					
AMK	90.8	982.4	258.5	0.0	1,331.7
FWB	361.4	1,427.7	444.7	0.0	2,233.8
JJW	273.2	1,171.2	650.3	80.8	2,175.5
JMH	221.4	1,211.1	474.8	0.0	1,907.3
JW	394.5	1,316.0	255.5	0.0	1,966.0
RLT	218.6	1,539.7	418.1	0.0	2,176.4
SMW	229.8	1,169.0	708.2	0.0	2,107.0
SRS	120.9	1,640.8	235.0	0.0	1,996.7
TM	300.8	1,474.1	333.8	0.0	2,108.7
TOTAL	2,211.4	11,932.0	3,778.9	80.8	18,003.1
2ND CIRCUIT					
DLZ	136.5	878.1	1,058.4	0.0	2,073.0
JEG	206.3	1,432.2	446.2	0.0	2,084.7
JLG	307.9	1,211.3	363.8	0.0	1,883.0
JRA	195.9	1,516.4	386.7	0.0	2,099.0
TOTAL	846.6	5,038.0	2,255.1	0.0	8,139.7
5TH CIRCUIT					
KBP	273.8	1,038.0	456.6	0.0	1,768.4
NW	506.0	997.4	534.3	0.0	2,037.7
PGM	281.0	1,160.6	275.5	0.0	1,717.1
RSJ	314.8	975.4	416.7	0.0	1,706.9
SAS	161.4	917.4	715.0	0.0	1,793.8
TCM	472.5	1,230.9	443.3	0.0	2,146.7
TOTAL	2,009.5	6,319.7	2,841.4	0.0	11,170.6
6TH CIRCUIT					
AHW	360.8	313.4	147.4	0.0	821.6
BWW	696.9	622.0	491.5	6.0	1,816.4
GOH	464.6	1,364.2	416.5	0.0	2,245.3
GS	4.0	1,526.0	331.0	0.0	1,861.0
HLH	142.7	517.9	0.0	0.0	660.6
JPG	495.5	814.0	364.0	0.0	1,673.5
JSH	834.4	451.5	276.0	134.0	1,695.9
KC1	509.3	899.7	536.4	0.0	1,945.4
LJL	237.8	1,221.9	423.5	0.0	1,883.2
PDL	376.2	849.3	416.8	72.2	1,714.5
PEJ	666.5	940.5	526.5	0.0	2,133.5
REW	123.6	1,064.9	762.2	0.0	1,950.7
VW	530.0	1,092.9	342.9	0.0	1,965.8
TOTAL	5,442.3	11,678.2	5,034.7	212.2	22,367.4

7TH CIRCUIT

ACD	271.1	953.1	450.4	62.7	1,737.3
DJA	190.6	1,410.2	486.7	6.0	2,093.5
DSM	280.2	1,057.2	550.5	0.0	1,887.9
GWM	271.1	853.0	512.5	0.0	1,636.6
TOTAL	1,013.0	4,273.5	2,000.1	68.7	7,355.3

8TH CIRCUIT

FAA	256.4	1,395.6	271.5	0.0	1,923.5
JMA	346.3	1,213.7	299.0	0.0	1,859.0
REB	546.9	1,102.2	162.2	0.0	1,811.3
TOTAL	1,149.6	3,711.5	732.7	0.0	5,593.8

9TH CIRCUIT

DCS	372.9	1,273.6	318.9	6.0	1,971.4
EAF	273.1	1,138.1	470.8	0.0	1,882.0
EHH	393.6	990.6	599.2	0.0	1,983.4
GRL	277.6	993.3	822.2	0.0	2,093.1
KNK	383.1	1,205.1	416.5	19.0	2,023.7
SWH	442.0	681.5	597.9	0.0	1,721.4
TPB	121.7	520.3	1,199.7	37.3	1,879.0
TOTAL	2,264.0	6,802.5	4,425.2	62.3	13,554.0

10TH CIRCUIT

CEG	430.5	804.2	415.4	0.0	1,650.1
DPB	759.7	1,090.1	255.5	0.0	2,105.3
EBS	1,000.0	478.0	634.0	0.0	2,112.0
GWF	390.4	1,239.0	609.9	0.0	2,239.3
JAN	458.7	1,130.7	586.7	0.0	2,176.1
MJH	359.2	1,010.5	271.5	0.0	1,641.2
MLH	280.6	1,182.2	454.8	0.0	1,917.6
RPD	84.0	239.4	72.0	0.0	395.4
TOTAL	3,763.1	7,174.1	3,299.8	0.0	14,237.0

11TH CIRCUIT

DWB	347.5	594.0	1,051.5	0.0	1,993.0
DWD	441.2	1,325.7	251.5	0.0	2,018.4
JLE	440.1	1,279.3	314.0	7.5	2,040.9
SP	472.5	1,393.5	285.5	0.0	2,151.5
TOTAL	1,701.3	4,592.5	1,902.5	7.5	8,203.8

12TH CIRCUIT

EC	494.1	1,096.1	654.9	0.0	2,245.1
ES	279.1	1,099.5	406.9	0.0	1,785.5
JA	522.1	1,137.2	423.5	0.0	2,082.8
NF	375.3	1,224.9	556.6	0.0	2,156.8
TOTAL	1,670.6	4,557.7	2,041.9	0.0	8,270.2

13TH CIRCUIT

AEB	228.6	195.7	125.5	0.0	549.8
BAB	455.5	1,146.0	516.0	0.0	2,117.5
CCR	493.2	206.7	255.5	0.0	955.4
CW	26.0	1,308.1	694.0	0.0	2,028.1
DKP	143.8	758.9	1,161.0	0.0	2,063.7
DLM	440.3	694.5	736.2	0.0	1,871.0
GA	15.1	1,463.3	1,028.0	0.0	2,506.4
GC	85.2	970.1	1,110.7	0.0	2,166.0
GM	513.0	1,445.7	274.5	0.0	2,233.2
JDP	361.5	1,384.3	370.4	0.0	2,116.2
JMC	549.9	1,288.1	310.3	11.5	2,159.8
JMM	187.8	146.2	126.2	0.0	460.2
JPS	536.0	1,282.0	265.0	0.0	2,083.0
KAK	767.0	436.2	632.9	0.0	1,836.1
KHA	855.5	624.9	690.9	0.0	2,171.3
LMP	152.4	995.9	630.4	1.0	1,779.7
MDB	0.7	1,468.1	743.5	0.0	2,212.3
RC	45.2	1,375.2	669.2	0.0	2,089.6
REH	506.6	1,270.9	413.5	0.0	2,191.0
RMS	270.4	1,164.0	670.0	272.3	2,376.7
SEW	458.3	625.4	450.0	0.0	1,533.7
SJC	408.2	141.0	315.0	0.0	864.2
SPW	1,060.4	424.2	639.9	0.0	2,124.5
TLG	296.0	482.9	224.3	0.0	1,003.2
TSS	952.0	766.0	373.0	0.0	2,091.0
ZAS	391.7	1,204.5	479.0	0.0	2,075.2
TOTAL	10,200.3	23,268.8	13,904.9	284.8	47,658.8

15TH CIRCUIT

GLD	279.9	1,429.3	499.0	0.0	2,208.2
HKS	256.6	1,176.1	629.3	0.0	2,062.0
JEC	359.5	1,184.3	410.1	0.0	1,953.9
KAC	319.2	1,281.0	362.0	0.0	1,962.2
LAS	212.3	1,086.8	394.6	0.0	1,693.7
NCU	377.6	1,275.4	458.0	0.0	2,111.0
VW	230.0	1,481.8	327.0	0.0	2,038.8
WRW	36.6	289.4	16.8	0.0	342.8
WWN	312.3	1,206.6	477.7	0.0	1,996.6
TOTAL	2,384.0	10,410.7	3,574.5	0.0	16,369.2

18TH CIRCUIT

CLN	219.1	1,241.9	456.5	49.0	1,966.5
GMV	0.0	0.1	0.0	0.0	0.1
RRG	258.0	723.9	976.2	0.0	1,958.1
SCC	185.1	1,172.3	662.4	6.8	2,026.6
TOTAL	662.2	3,138.2	2,095.1	55.8	5,951.3

23RD CIRCUIT

BAB	406.5	1,133.0	502.0	0.0	2,041.5
CLL	573.0	962.0	330.0	0.0	1,865.0
DAL	210.5	259.3	1,633.0	0.0	2,102.8
DMW	429.0	1,017.5	290.0	0.0	1,736.5
FHP	272.2	1,128.5	636.0	0.0	2,036.7
HAS	539.9	967.3	535.3	0.0	2,042.5
JBR	152.9	123.9	35.5	0.0	312.3
JHL	418.5	1,118.2	466.4	0.0	2,003.1
JJG	451.0	1,114.0	289.0	0.0	1,854.0
JMW	518.0	1,247.0	397.0	0.0	2,162.0
JPA	234.4	46.4	1,737.3	0.0	2,018.1
JRW	294.0	1,230.0	425.7	0.0	1,949.7
JSM	414.0	947.0	446.0	0.0	1,807.0
MKF	637.0	810.5	464.0	0.0	1,911.5
MTS	546.5	1,230.5	304.0	0.0	2,081.0
TBC	518.6	852.5	766.2	0.0	2,137.3
TED	426.5	1,178.5	587.2	0.0	2,192.2
TS	416.5	1,371.7	288.0	0.0	2,076.2
WD	520.9	1,034.7	422.0	0.0	1,977.6
TOTAL	7,979.9	17,772.5	10,554.6	0.0	36,307.0

24TH CIRCUIT

DLP	740.8	626.1	744.9	35.5	2,147.3
DRQ	587.3	1,045.3	356.7	0.0	1,989.3
JPW	233.9	1,306.2	278.1	0.0	1,818.2
REW	0.0	63.5	117.2	0.0	180.7
TOTAL	1,562.0	3,041.1	1,496.9	35.5	6,135.5

25TH CIRCUIT

DJL	764.2	970.0	266.0	0.0	2,000.2
HCW	432.5	1,242.3	460.7	26.0	2,161.5
HRN	329.9	1,092.3	465.5	1.0	1,888.7
MNM	462.0	818.0	654.0	61.9	1,995.9
RLW	180.4	475.3	1,351.2	0.0	2,006.9
RMR	221.9	930.0	804.3	56.3	2,012.5
TOTAL	2,390.9	5,527.9	4,001.7	145.2	12,065.7

28TH CIRCUIT

CAS	584.9	847.0	656.5	0.0	2,088.4
SW	763.8	674.2	423.5	0.0	1,861.5
TOTAL	1,348.7	1,521.2	1,080.0	0.0	3,949.9

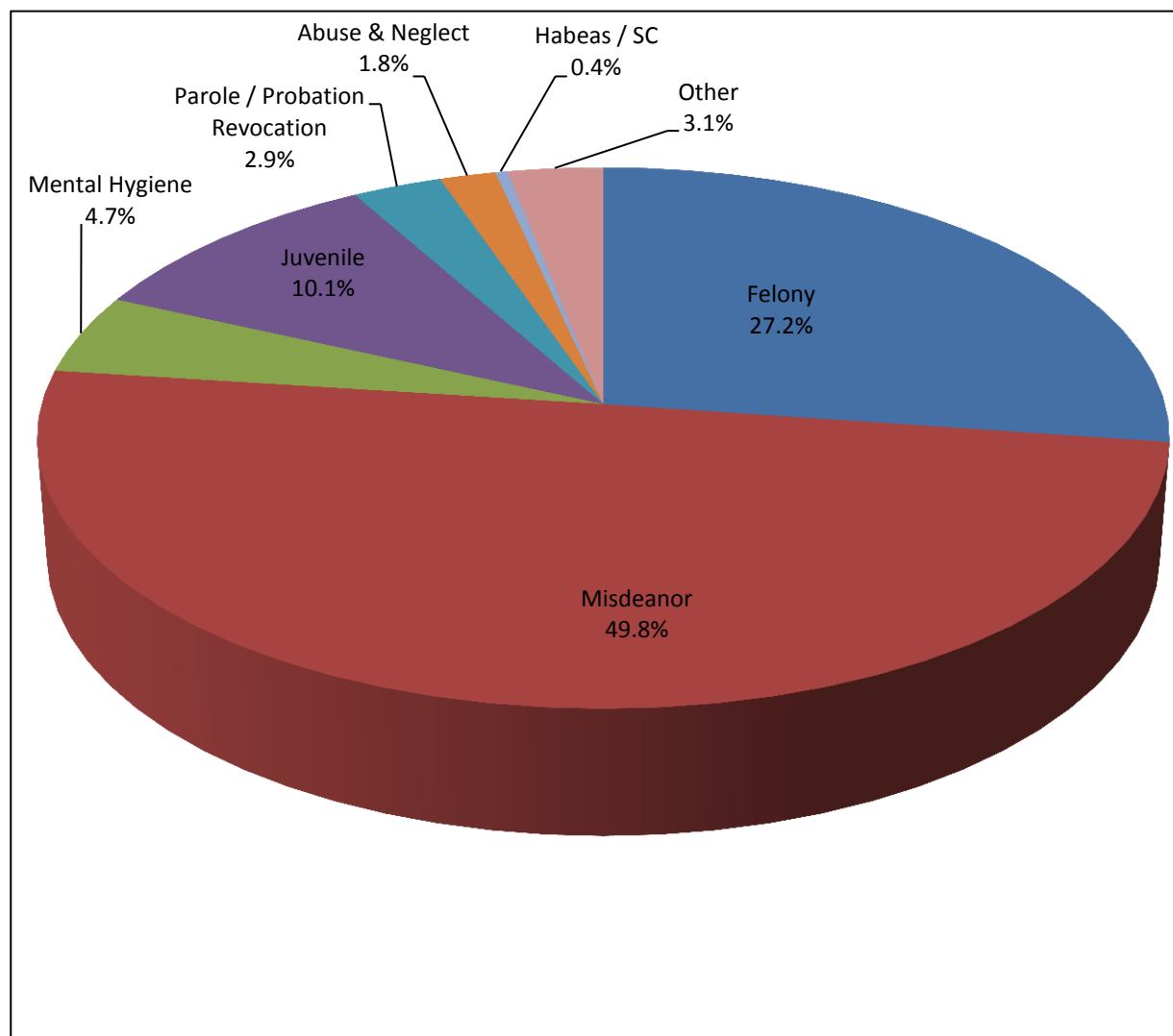
30TH CIRCUIT

DAF	241.3	1,189.6	680.4	0.0	2,111.3
JJ	179.1	1,386.9	675.9	0.0	2,241.9
SJK	324.5	645.3	885.4	0.0	1,855.2
TM	158.5	885.1	877.4	0.0	1,921.0
TOTAL	903.4	4,106.9	3,119.1	0.0	8,129.4
PD TOTAL	49,502.8	134,867.0	68,139.1	952.8	253,461.7

PD CORPORATIONS CASES AND CHARGES REPRESENTED, OPENED, AND CLOSED BY CASE TYPE

**PUBLIC DEFENDER CORPORATION
TOTAL CASES REPRESENTED FOR FY 2011**

Felony	16,757
Misdemeanor	30,640
Mental Hygiene	2,913
Juvenile	6,195
Parole / Probation Revocation	1,779
Abuse & Neglect	1,112
Habeas / SC	244
Other	1,890
<hr/>	
Total Cases	61,530

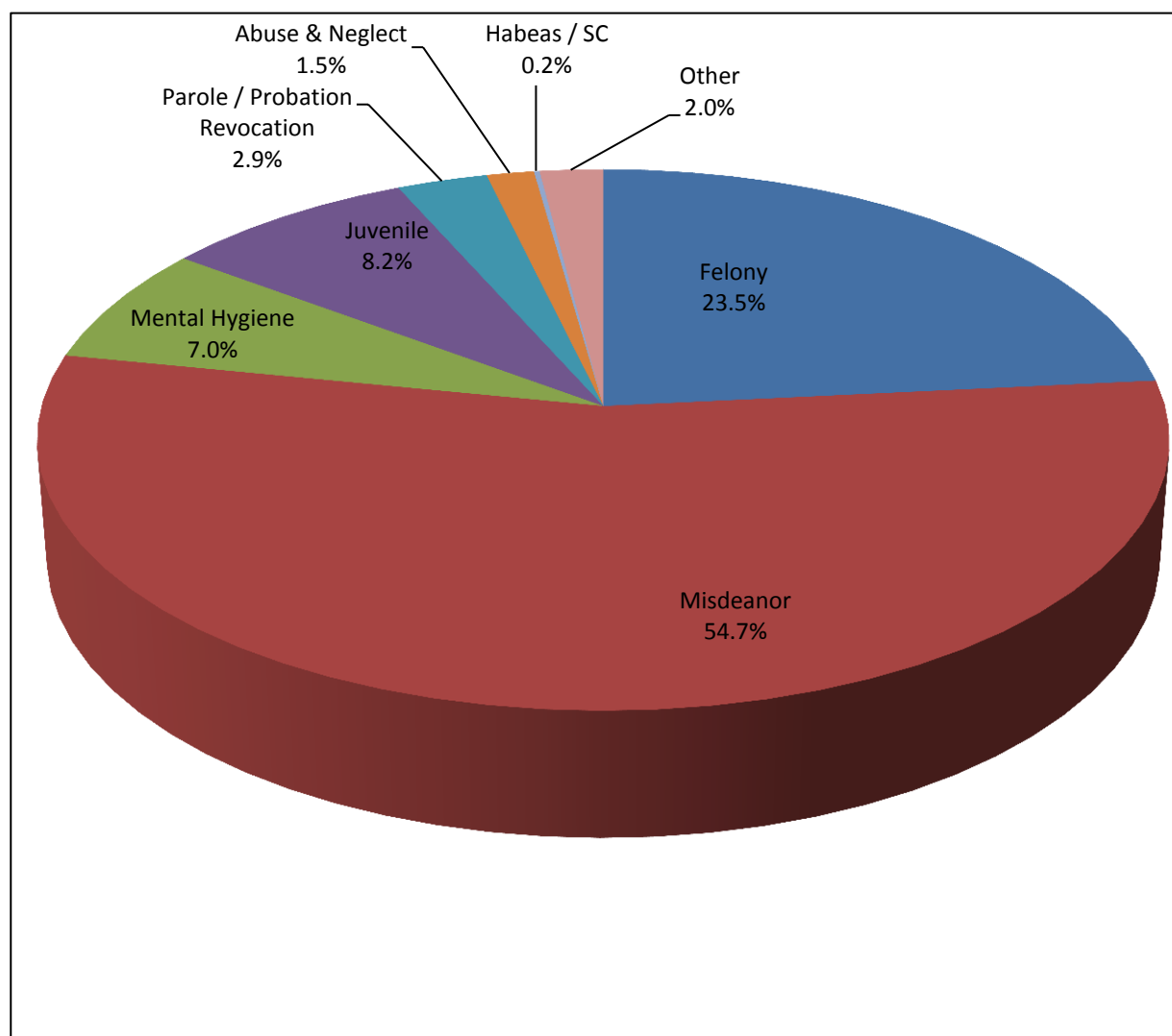


**WV PUBLIC DEFENDER CORPORATIONS
 CASES REPRESENTED BY CASE TYPE FOR FY 2011**

PD Circuit	Felony	Misd.	Mental Hygiene	Juv.	Parole Prob. Rev.	Termin/ Abuse	Habeas SC	Other	TOTAL
1ST	1,038	2,371	92	344	163	78	19	222	4,327
2ND	412	527	0	182	73	35	5	28	1,262
5TH	447	806	51	124	14	68	2	17	1,529
6TH	2,319	4,445	560	876	83	61	18	22	8,384
7TH	788	682	54	125	67	93	5	552	2,366
8TH	1,294	2,206	26	296	7	99	3	86	4,017
9TH	433	1,791	0	164	62	117	5	95	2,667
10TH	1,189	1,956	281	290	337	43	4	116	4,216
11TH	570	940	260	244	21	64	15	60	2,174
12TH	372	555	44	59	46	34	1	35	1,146
13TH	3,470	6,661	1,048	1,277	455	12	133	282	13,338
15TH	602	1,335	41	467	102	10	4	49	2,610
18TH	334	326	36	134	60	38	9	72	1,009
23RD	1,907	3,571	164	749	64	222	15	92	6,784
24TH	456	675	0	226	108	0	1	9	1,475
25TH	546	1,009	57	363	104	67	2	24	2,172
28TH	220	382	28	116	4	62	2	17	831
30TH	360	402	171	159	9	9	1	112	1,223
Total	16,757	30,640	2,913	6,195	1,779	1,112	244	1,890	61,530

**PUBLIC DEFENDER CORPORATION
TOTAL CASES OPEN FOR FY 2011**

Felony	7,738
Misdeanor	18,031
Mental Hygiene	2,320
Juvenile	2,698
Parole / Probation Revocation	964
Abuse & Neglect	504
Habeas / SC	60
Other	673
<hr/>	
Total Cases	32,988



**WV PUBLIC DEFENDER CORPORATIONS
 CASES OPEN BY CASE TYPE FOR FY 2011**

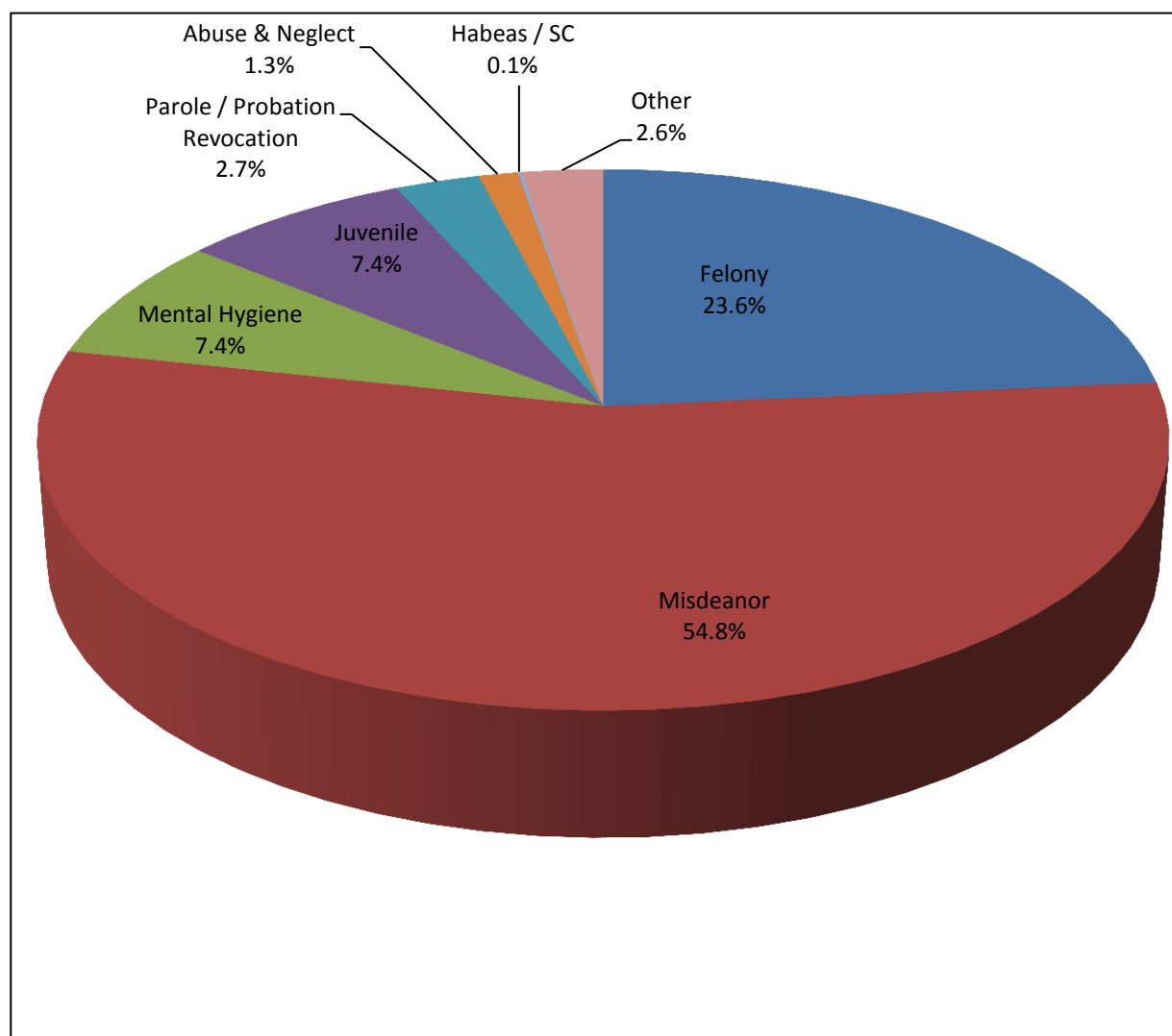
PD Circuit	Felony	Misd.	Mental Hygiene	Juv.	Parole Prob. Rev.	Termin/ Abuse	Habeas SC	Other	TOTAL
1ST	372	1,077	0	72	62	20	4	69	1,676
2ND	297	433	0	91	60	19	3	20	923
5TH	263	584	52	78	4	38	0	12	1,031
6TH	1,159	2,567	538	240	33	27	4	14	4,582
7TH	252	248	51	33	35	37	0	29	685
8TH	270	637	6	79	0	25	0	34	1,051
9TH	288	1,324	0	73	38	58	5	87	1,873
10TH	610	1,351	210	134	182	18	0	83	2,588
11TH	235	426	126	96	2	28	0	22	935
12TH	220	433	39	32	39	12	0	31	806
13TH	1,279	3,870	1,011	644	268	0	41	77	7,190
15TH	342	823	26	218	65	4	0	29	1,507
18TH	126	192	16	29	19	7	2	48	439
23RD	1,168	2,413	131	373	19	142	1	58	4,305
24TH	315	469	0	170	72	0	0	8	1,034
25TH	250	654	57	234	62	27	0	11	1,295
28TH	139	292	13	62	2	42	0	9	559
30TH	153	238	44	40	2	0	0	32	509
Total	7,738	18,031	2,320	2,698	964	504	60	673	32,988

**WV PUBLIC DEFENDER CORPORATIONS
 CASES OPEN BY CASE TYPE WITH ALL CHARGES FOR FY 2011**

PD Circuit	Felony		Misd.		Mental Hygiene		Juv.		Parole		Termin/ Abuse		Habeas SC		Other		TOTAL	
	Prim. Charg.	Prim. Charg.	Prim. Charg.	Prim. Charg.	Prim. Charg.	Prim. Charg.	Prim. Charg.	Prim. Charg.	Prob. Rev.	Prim. Charg.	Abuse Prim. Charg.	SC Prim. Charg.	Other Prim. Charg.	Other Prim. Charg.	TOTAL Prim. Charg.	TOTAL Prim. Charg.		
1ST	372	617	1,077	1,769	0	0	72	92	62	64	20	33	4	4	69	72	1,676	2,651
2ND	297	627	433	829	0	0	91	124	60	80	19	46	3	3	20	23	923	1,732
5TH	263	665	584	1,150	52	53	78	99	4	4	38	83	0	0	12	12	1,031	2,066
6TH	1,159	2,526	2,567	4,744	538	540	240	261	33	33	27	31	4	4	14	14	4,582	8,153
7TH	252	1,405	248	677	51	51	33	34	35	35	37	44	0	0	29	29	685	2,275
8TH	270	1,023	637	1,506	6	6	79	157	0	0	25	53	0	0	34	34	1,051	2,779
9TH	288	980	1,324	2,859	0	0	73	106	38	38	58	130	5	6	87	89	1,873	4,208
10TH	610	1,516	1,351	28,651	210	8,366	134	196	182	182	18	30	0	0	83	85	2,588	39,026
11TH	235	581	426	623	126	127	96	127	2	2	28	55	0	0	22	24	935	1,539
12TH	220	790	433	919	39	39	32	36	39	39	12	17	0	0	31	40	806	1,880
13TH	1,279	2,537	3,870	6,876	1,011	60	644	863	268	286	0	0	41	41	77	92	7,190	10,755
15TH	342	604	823	1,326	26	26	218	550	65	65	4	4	0	0	29	29	1,507	2,604
18TH	126	207	192	329	16	16	29	34	19	19	7	12	2	2	48	48	439	667
23RD	1,168	2,809	2,413	4,966	131	134	373	595	19	20	142	152	1	1	58	69	4,305	8,746
24TH	315	658	469	865	0	0	170	190	72	76	0	0	0	0	8	8	1,034	1,797
25TH	250	742	654	1,668	57	57	234	251	62	62	27	61	0	0	11	11	1,295	2,852
28TH	139	488	292	592	13	13	62	68	2	2	42	82	0	0	9	9	559	1,254
30TH	153	552	238	513	44	44	40	43	2	2	0	0	0	0	32	32	509	1,186
Total	7,738	19,327	18,031	60,862	2,320	9,532	2,698	3,826	964	1,009	504	833	60	61	673	720	32,988	96,170

PUBLIC DEFENDER CORPORATION
TOTAL CASES CLOSED FOR FY 2011

Felony	7,911
Misdemeanor	18,381
Mental Hygiene	2,496
Juvenile	2,495
Parole / Probation Revocation	917
Abuse & Neglect	423
Habeas / SC	45
Other	876
<hr/>	
Total Cases	33,544



**WV PUBLIC DEFENDER CORPORATIONS
 CASES CLOSED BY CASE TYPE FOR FY 2011**

PD Circuit	Felony	Misd.	Mental Hygiene	Juv.	Parole Prob. Rev.	Termin/ Abuse	Habeas SC	Other	TOTAL
1ST	389	1,192	0	49	55	14	3	105	1,807
2ND	325	497	0	132	68	27	3	26	1,078
5TH	245	556	52	65	12	46	1	12	989
6TH	1,291	2,539	535	184	41	23	7	8	4,628
7TH	242	255	49	54	29	30	0	27	686
8TH	173	605	6	81	1	22	0	33	921
9TH	301	1,361	0	87	47	56	0	90	1,942
10TH	511	1,198	216	138	192	14	0	86	2,355
11TH	223	564	189	74	7	28	2	32	1,119
12TH	200	426	40	29	31	20	0	33	779
13TH	1,562	4,046	1,011	574	205	1	21	193	7,613
15TH	296	747	32	198	58	4	0	29	1,364
18TH	129	155	31	31	12	6	2	51	417
23RD	1,149	2,429	130	308	19	80	5	56	4,176
24TH	363	554	0	162	82	0	0	9	1,170
25TH	183	702	56	207	53	23	0	11	1,235
28TH	110	278	19	54	3	27	0	7	498
30TH	219	277	130	68	2	2	1	68	767
Total	7,911	18,381	2,496	2,495	917	423	45	876	33,544

**WV PUBLIC DEFENDER CORPORATIONS
 CASES CLOSED BY CASE TYPE WITH ALL CHARGES FOR FY 2011**

PD Circuit	Felony		Misd.		Mental Hygiene		Juv.		Parole		Termin/ Abuse		Habeas SC		Other		TOTAL	
	Prim. Charg.	Prim. Charg.	Prim. Charg.	Prim. Charg.	Prim. Charg.	Prim. Charg.	Prim. Charg.	Prim. Charg.	Prob. Rev.	Prim. Charg.	Abuse Prim. Charg.	SC	Prim. Charg.	Other Prim. Charg.	TOTAL Prim. Charg.	TOTAL Prim. Charg.		
1ST	389	603	1,192	1,895	0	0	49	55	63	14	30	3	3	105	108	1,807	2,757	
2ND	325	737	497	916	0	0	132	193	88	27	59	3	4	26	31	1,078	2,028	
5TH	245	659	556	1,102	52	53	65	89	13	46	107	1	1	12	12	989	2,036	
6TH	1,291	2,909	2,539	4,788	535	537	184	219	41	23	26	7	7	8	8	4,628	8,535	
7TH	242	705	255	692	49	49	54	55	29	30	34	0	0	27	30	686	1,596	
8TH	173	635	605	1,462	6	6	81	195	1	22	59	0	0	33	33	921	2,391	
9TH	301	1,109	1,361	2,932	0	0	87	198	47	56	122	0	0	90	91	1,942	4,499	
10TH	511	1,245	1,198	28,346	216	8,372	138	215	192	14	31	0	0	86	88	2,355	38,489	
11TH	223	510	564	922	189	189	74	147	7	28	56	2	2	32	35	1,119	1,870	
12TH	200	889	426	905	40	40	29	36	31	20	23	0	0	33	42	779	1,966	
13TH	1,562	2,995	4,046	7,218	1,011	1,060	574	832	205	1	1	21	21	193	385	7,613	12,723	
15TH	296	607	747	1,174	32	32	198	269	58	4	4	0	0	29	29	1,364	2,173	
18TH	129	237	155	292	31	31	31	39	12	6	11	2	2	51	51	417	675	
23RD	1,149	2,948	2,429	4,933	130	133	308	460	19	80	89	5	5	56	69	4,176	8,657	
24TH	363	762	554	1,037	0	0	162	193	82	0	0	0	0	9	9	1,170	2,088	
25TH	183	469	702	1,756	56	56	207	221	53	23	57	0	0	11	14	1,235	2,626	
28TH	110	442	278	533	19	19	54	59	3	27	48	0	0	7	7	498	1,111	
30TH	219	678	277	578	130	130	68	73	2	2	4	1	1	68	77	767	1,543	
Total	7,911	19,139	18,381	61,481	2,496	10,707	2,495	3,548	917	962	423	761	46	876	1,119	33,544	97,763	

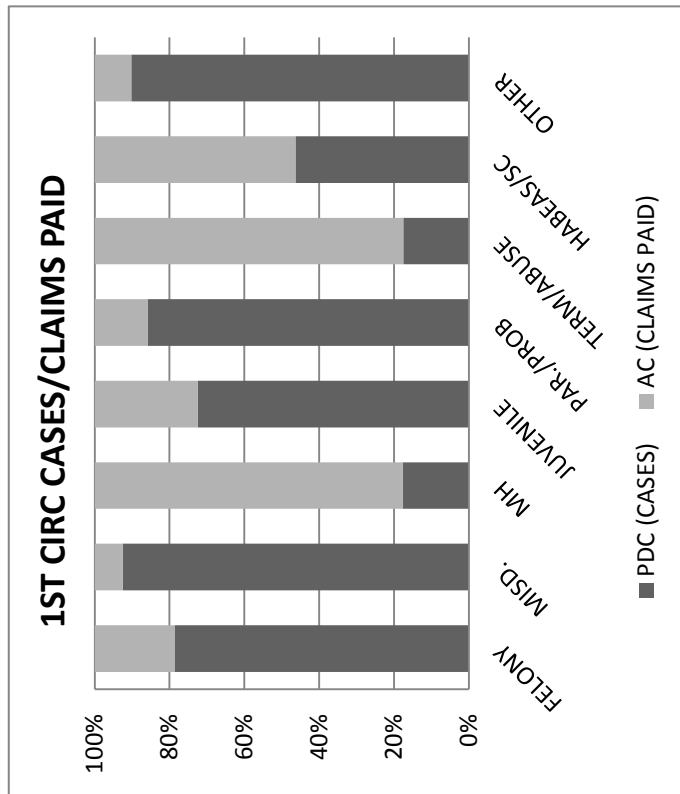
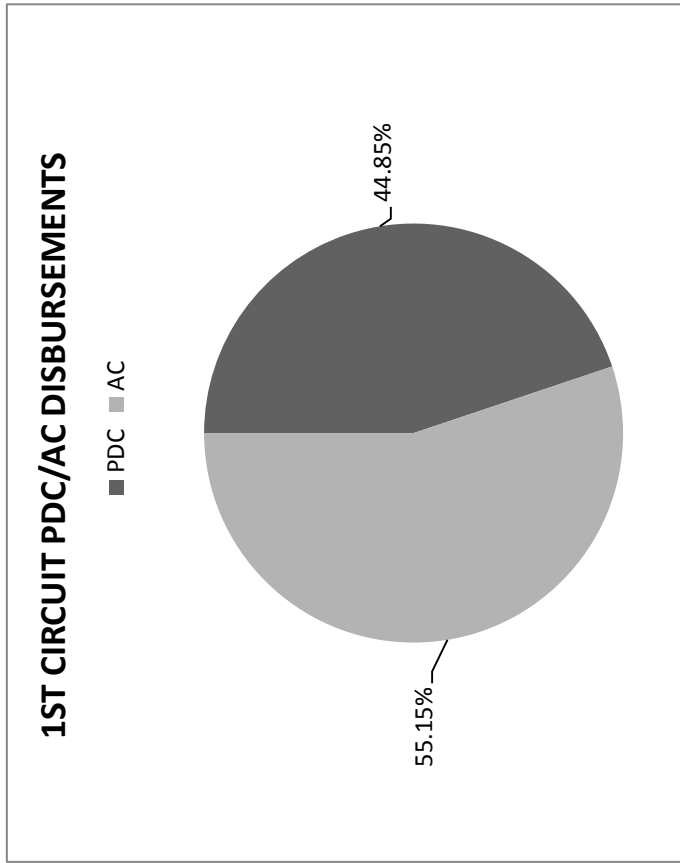
APPENDIX C: APPOINTED COUNSEL / PUBLIC DEFENDER COMPARISONS

PD & AC COMPARISON OF REPRESENTED CASES

**1ST CIRCUIT (BROOKE, HANCOCK & OHIO COUNTIES)
 PDC CASES REPRESENTED COMPARED TO AC CLAIMS PAID FY 2011**

CASE TYPES	PDC		AC		TOTAL		%PDC		%AC	
	DISBURSEMENTS	AC	DISBURSEMENTS	AC	DISBURSEMENTS	AC	DISBURSEMENTS	AC	DISBURSEMENTS	AC
FELONY	\$1,233,153.84	\$1,516,381.82	\$1,233,153.84	\$1,516,381.82	\$2,749,535.66	\$2,749,535.66	44.85%	44.85%	55.15%	55.15%
MISD.										
MH										
JUVENILE										
PAR./PROB										
TERM/ABUSE										
HABEAS/SC										
OTHER										
TOTAL	\$1,233,153.84	\$1,516,381.82	\$2,749,535.66	\$2,749,535.66	\$2,749,535.66	\$2,749,535.66	44.85%	44.85%	55.15%	55.15%

CASE TYPES	PDC		AC		TOTAL		%PDC		%AC	
	DISBURSEMENTS	AC	DISBURSEMENTS	AC	DISBURSEMENTS	AC	DISBURSEMENTS	AC	DISBURSEMENTS	AC
FELONY	\$284.99	\$1,029.45	\$284.99	\$1,029.45	\$284.99	\$1,029.45	27.68%	27.68%	72.32%	72.32%
MISD.										
MH										
JUVENILE										
PAR./PROB										
TERM/ABUSE										
HABEAS/SC										
OTHER										
TOTAL	\$284.99	\$1,029.45	\$284.99	\$1,029.45	\$284.99	\$1,029.45	27.68%	27.68%	72.32%	72.32%

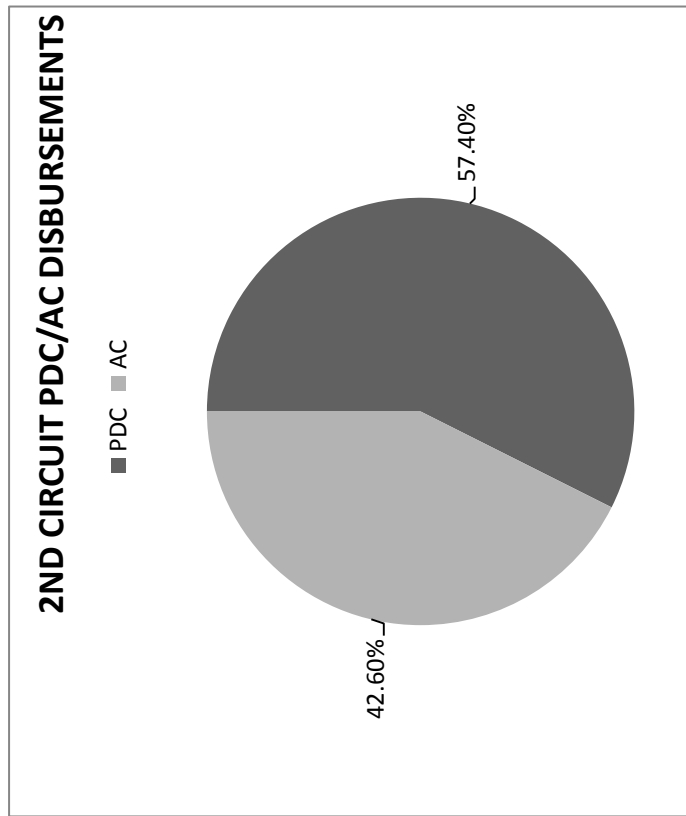
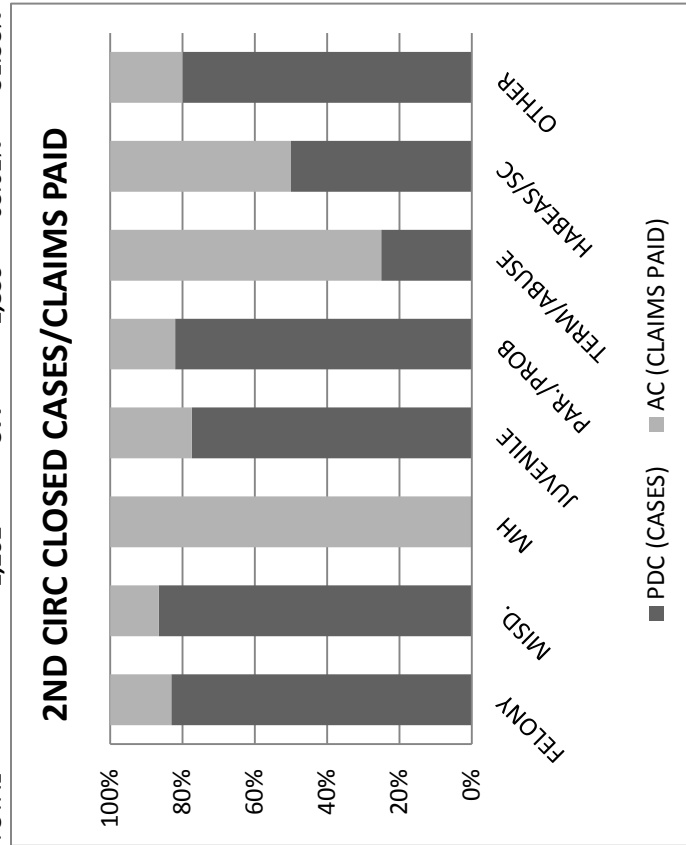


**2ND CIRCUIT (MARSHALL, TYLER & WETZEL COUNTIES)
 PDC CASES REPRESENTED COMPARED TO AC CLAIMS PAID FY 2011**

CASE TYPES	PDC	AC	TOTAL	%PDC	%AC
FELONY	412	84	496	83.06%	16.94%
MISD.	527	82	609	86.54%	13.46%
MH	0	225	225	0.00%	100.00%
JUVENILE	182	53	235	77.45%	22.55%
PAR./PROB	73	16	89	82.02%	17.98%
TERM/ABUSE	35	105	140	25.00%	75.00%
HABEAS/SC	5	5	10	50.00%	50.00%
OTHER	28	7	35	80.00%	20.00%
TOTAL	1,262	577	1,839	68.62%	31.38%

	PDC DISBURSEMENTS	AC DISBURSEMENTS	TOTAL	%PDC	%AC
	\$563,845.93	\$418,392.92	\$982,238.85	57.40%	42.60%

	AVG PDC COST PER CASE	AVG AC COST PER CASE
	\$446.79	\$725.12



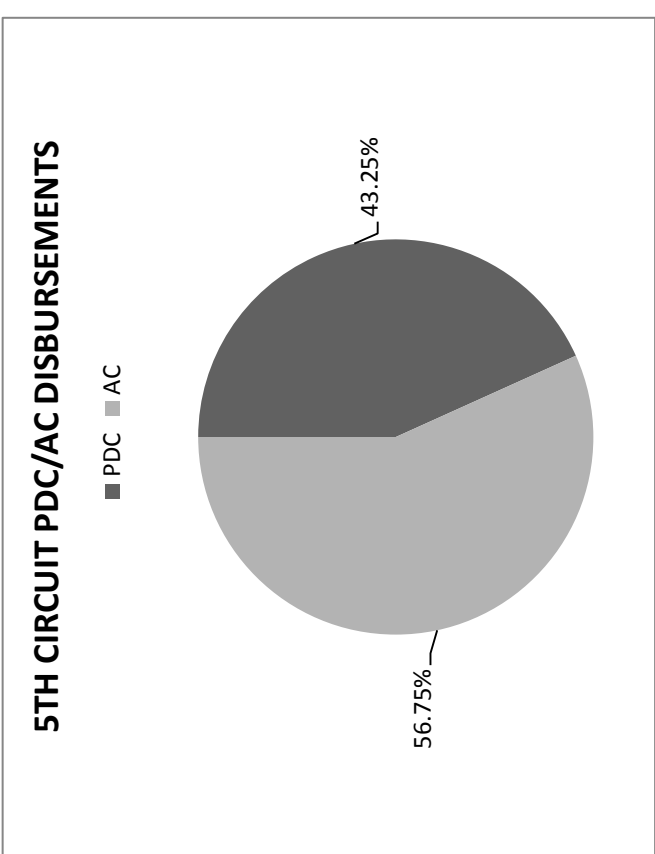
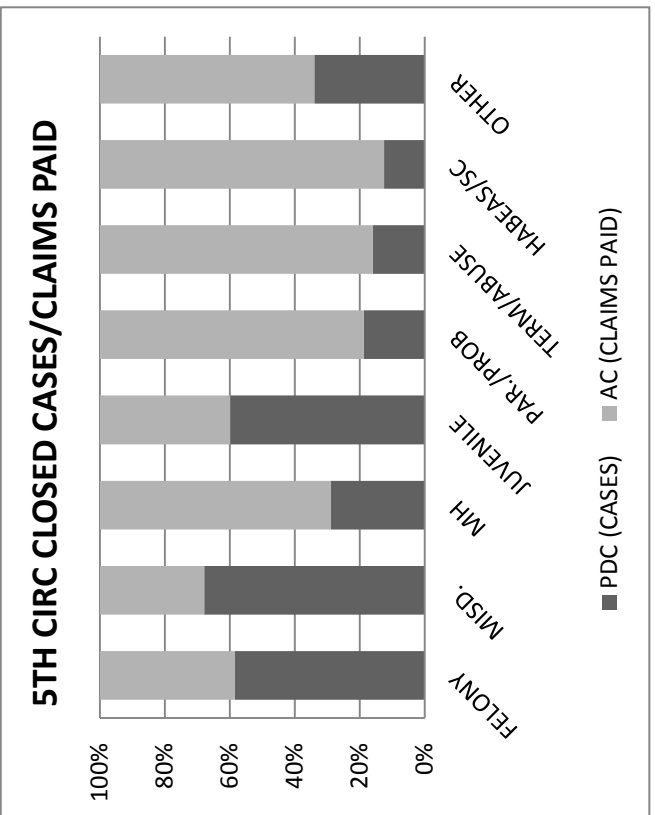
**5TH CIRCUIT (CALHOUN, JACKSON, MASON & ROANE COUNTIES)
 PDC CASES REPRESENTED COMPARED TO AC CLAIMS PAID FY 2011**

*A Circuit Court order prohibits PDC work in Mason County. All indigent work is performed by Appointed Counsel

CASE TYPES	PDC			AC		
	PDC	AC	TOTAL	%PDC	%AC	TOTAL
FELONY	447	318	765	58.43%	41.57%	
MISD.	806	381	1,187	67.90%	32.10%	
MH	51	126	177	28.81%	71.19%	
JUVENILE	124	83	207	59.90%	40.10%	
PAR./PROB	14	61	75	18.67%	81.33%	
TERM/ABUSE	68	357	425	16.00%	84.00%	
HABEAS/SC	2	14	16	12.50%	87.50%	
OTHER	17	33	50	34.00%	66.00%	
TOTAL	1,529	1,373	2,902	52.69%	47.31%	

PDC		AC	
DISBURSEMENTS	COST	DISBURSEMENTS	AVG AC COST
\$798,477.90		\$1,047,644.64	
AVG PDC COST	PER CASE	AVG AC COST	PER CASE
\$522.22		\$763.03	

PDC		AC	
DISBURSEMENTS	TOTAL	%PDC	%AC
\$1,047,644.64	\$1,846,122.54	43.25%	56.75%



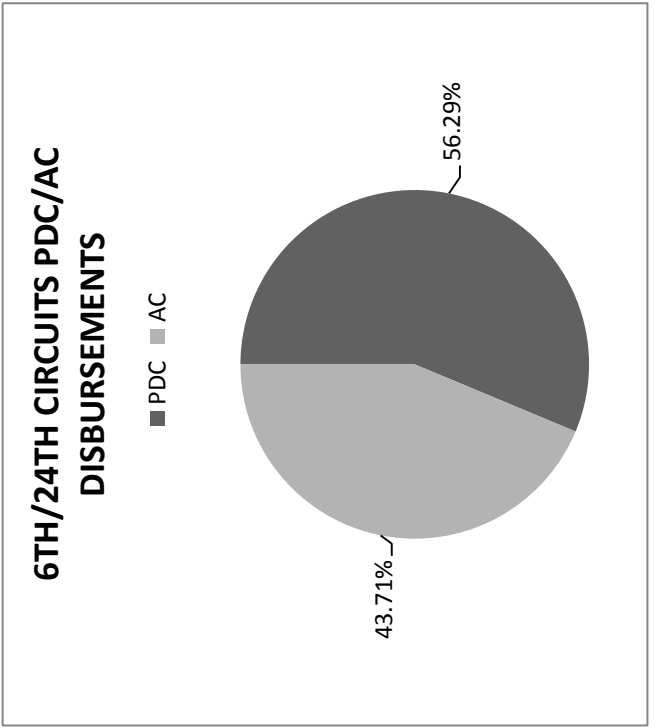
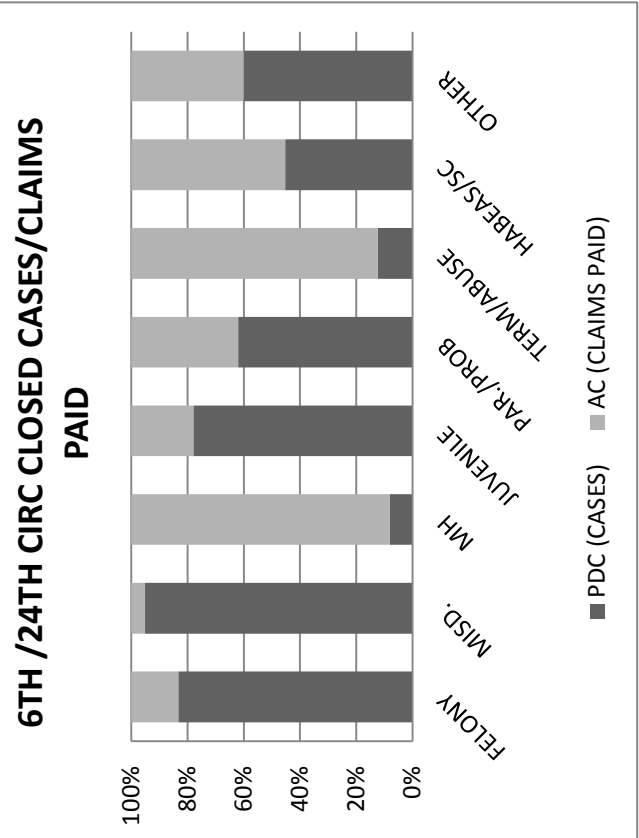
6TH CIRCUIT and 24TH CIRCUIT (CABELL & WAYNE COUNTIES)

PDC CASES REPRESENTED COMPARED TO AC CLAIMS PAID FY 2011

*The 6th/24th Circuits operate under one Public Defender Corporation. AC figures include both Cabell and Wayne Counties

CASE TYPES	PDC		AC		TOTAL		%PDC		%AC	
	DISBURSEMENTS	PER CASE	DISBURSEMENTS	PER CASE	DISBURSEMENTS	PER CASE	DISBURSEMENTS	PER CASE	DISBURSEMENTS	PER CASE
FELONY	2,775		555		3,330		83.33%		16.67%	
MISD.	5,120		261		5,381		95.15%		4.85%	
MH	51		582		633		8.06%		91.94%	
JUVENILE	1,102		311		1,413		77.99%		22.01%	
PAR./PROB	191		117		308		62.01%		37.99%	
TERM/ABUSE	61		429		490		12.45%		87.55%	
HABEAS/SC	19		23		42		45.24%		54.76%	
OTHER	134		89		223		60.09%		39.91%	
TOTAL	9,453		2,367		11,820		79.97%		20.03%	

PDC		AC	
DISBURSEMENTS	PER CASE	DISBURSEMENTS	PER CASE
\$1,935,366.77		\$1,502,692.29	
\$204.74	\$634.85	\$3,438,059.06	43.71%

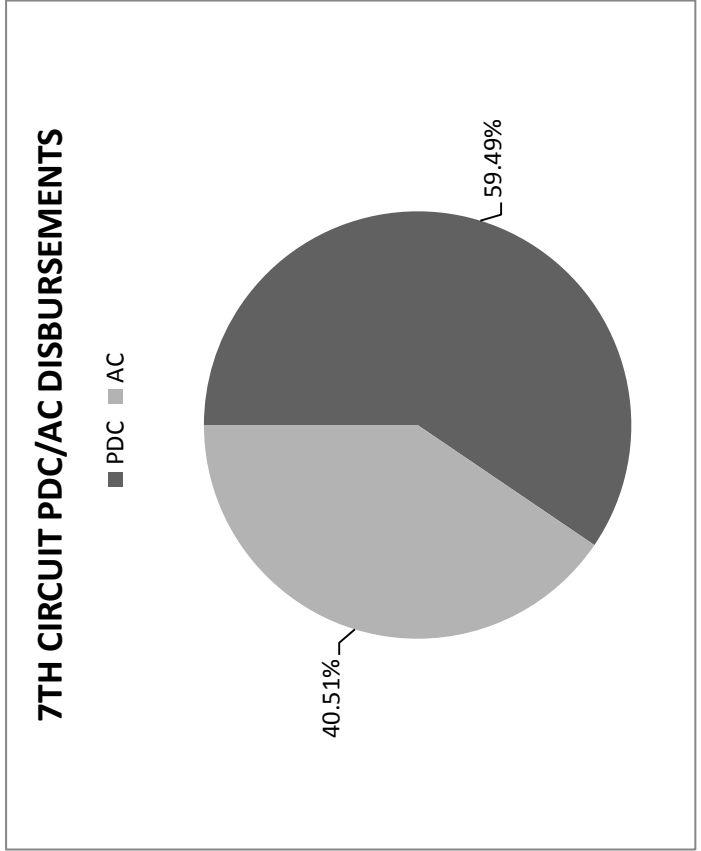
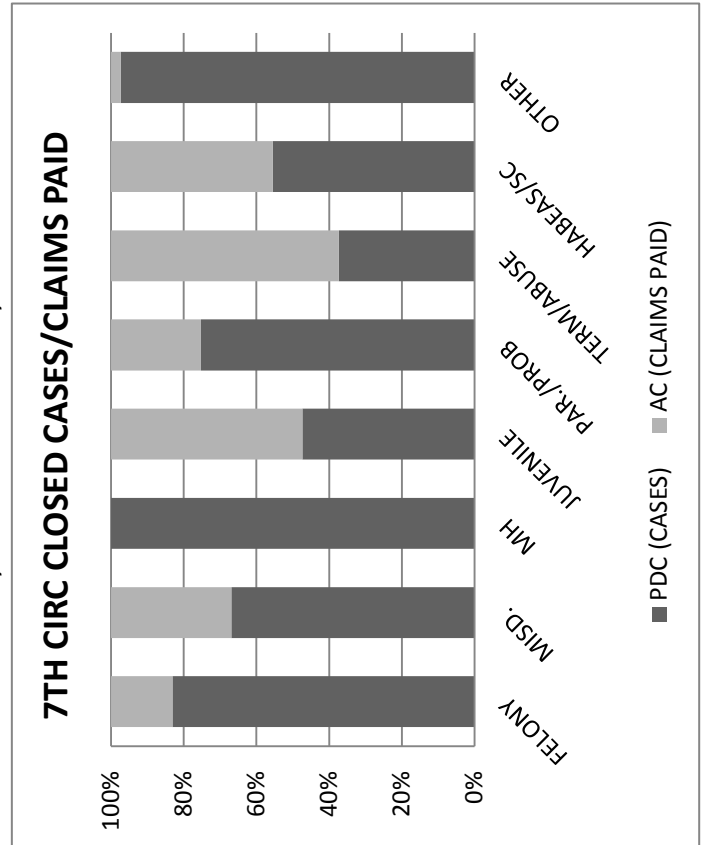


**7TH CIRCUIT (LOGAN COUNTY)
 PDC CASES REPRESENTED COMPARED TO AC CLAIMS PAID FY 2011**

CASE TYPES	PDC	AC	TOTAL	%PDC	%AC
FELONY	788	160	948	83.12%	16.88%
MISD.	682	337	1,019	66.93%	33.07%
MH	54	0	54	100.00%	0.00%
JUVENILE	125	139	264	47.35%	52.65%
PAR./PROB	67	22	89	75.28%	24.72%
TERM/ABUSE	93	156	249	37.35%	62.65%
HABEAS/SC	5	4	9	55.56%	44.44%
OTHER	552	15	567	97.35%	2.65%
TOTAL	2,366	833	3,199	73.96%	26.04%

	PDC DISBURSEMENTS	AC DISBURSEMENTS	TOTAL	%PDC	%AC
	\$698,037.92	\$475,277.39	\$1,173,315.31	59.49%	40.51%

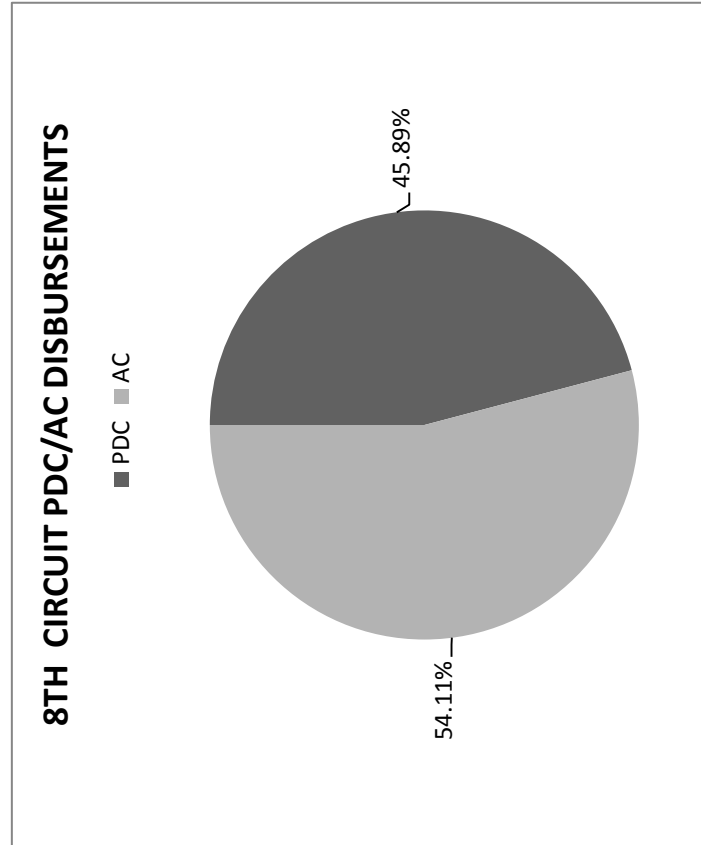
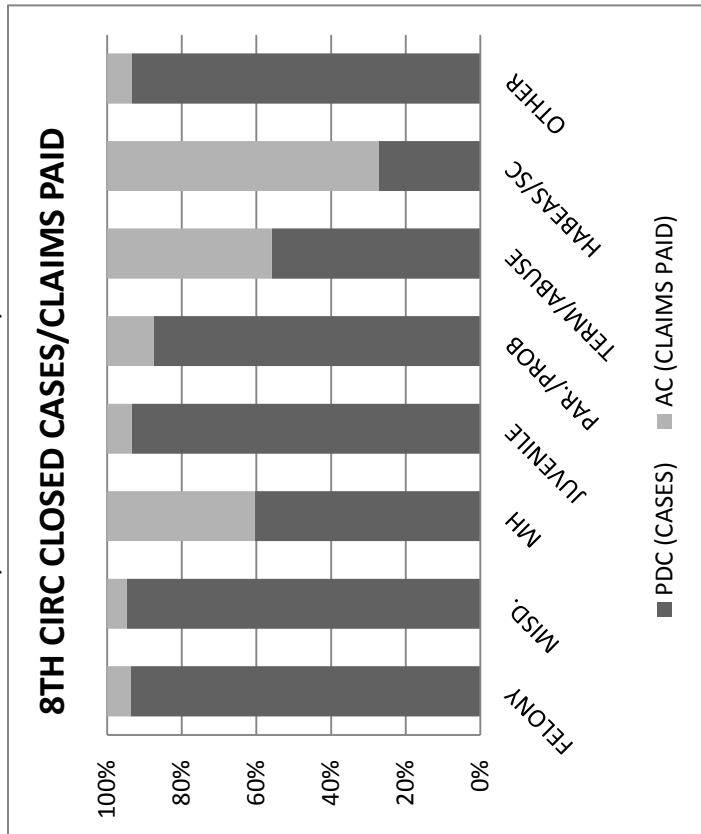
	AVG PDC COST PER CASE	AVG AC COST PER CASE
	\$295.03	\$570.56



**8TH CIRCUIT (MCDOWELL COUNTY)
 PDC CASES REPRESENTED COMPARED TO AC CLAIMS PAID FY 2011**

CASE TYPES	PDC	AC	TOTAL	%PDC	%AC
FELONY	1,294	86	1,380	93.77%	6.23%
MISD.	2,206	121	2,327	94.80%	5.20%
MH	26	17	43	60.47%	39.53%
JUVENILE	296	21	317	93.38%	6.62%
PAR./PROB	7	1	8	87.50%	12.50%
TERM/ABUSE	99	78	177	55.93%	44.07%
HABEAS/SC	3	8	11	27.27%	72.73%
OTHER	86	6	92	93.48%	6.52%
TOTAL	4,017	338	4,355	92.24%	7.76%

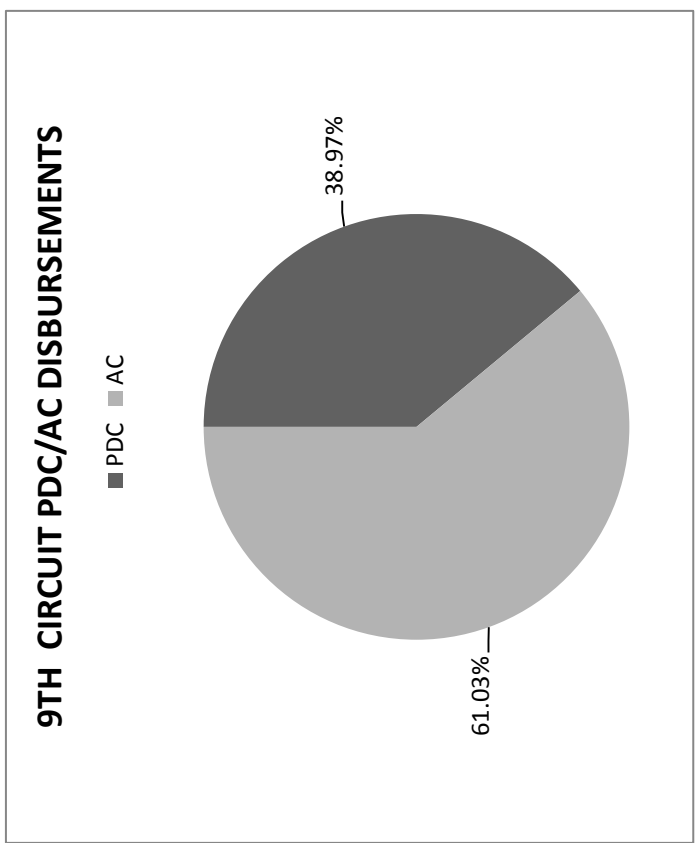
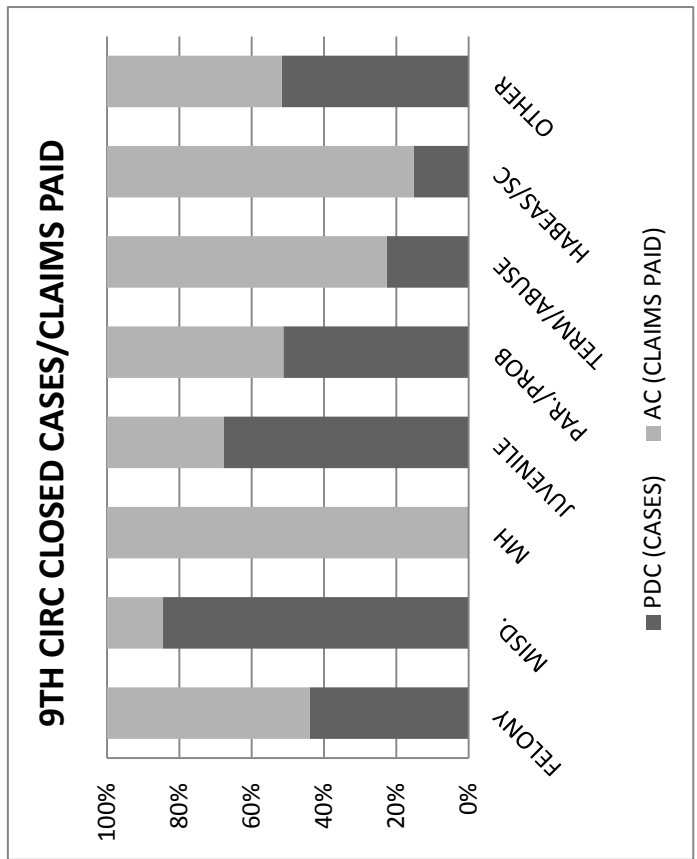
	PDC	AC	TOTAL	%PDC	%AC
DISBURSEMENTS	\$353,747.94	\$417,094.60	\$770,842.54	45.89%	54.11%
AVG PDC COST PER CASE	\$88.06	\$1,234.01			



**9TH CIRCUIT (MERCER COUNTY)
PDC CASES REPRESENTED COMPARED TO AC CLAIMS PAID FY 2011**

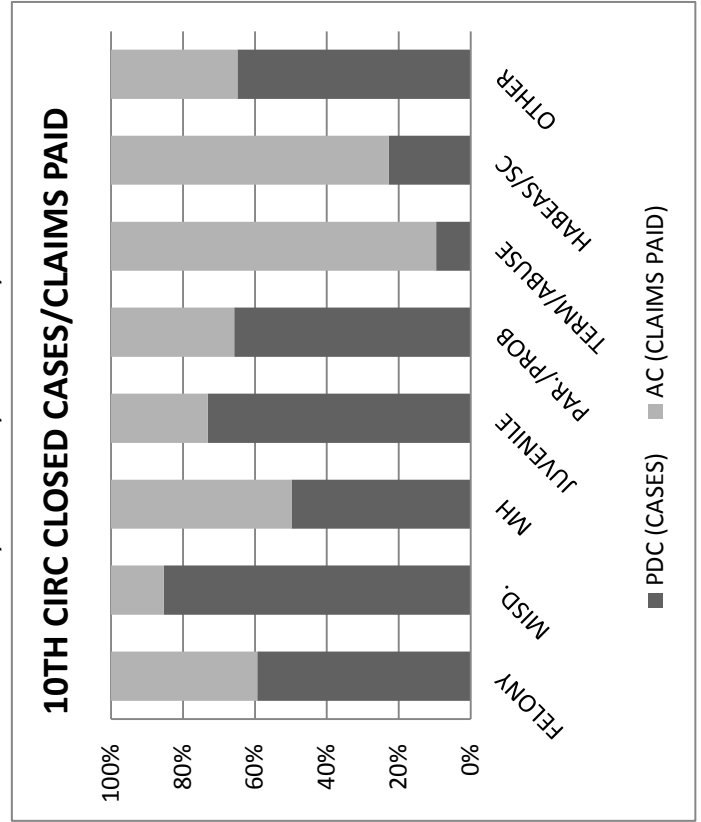
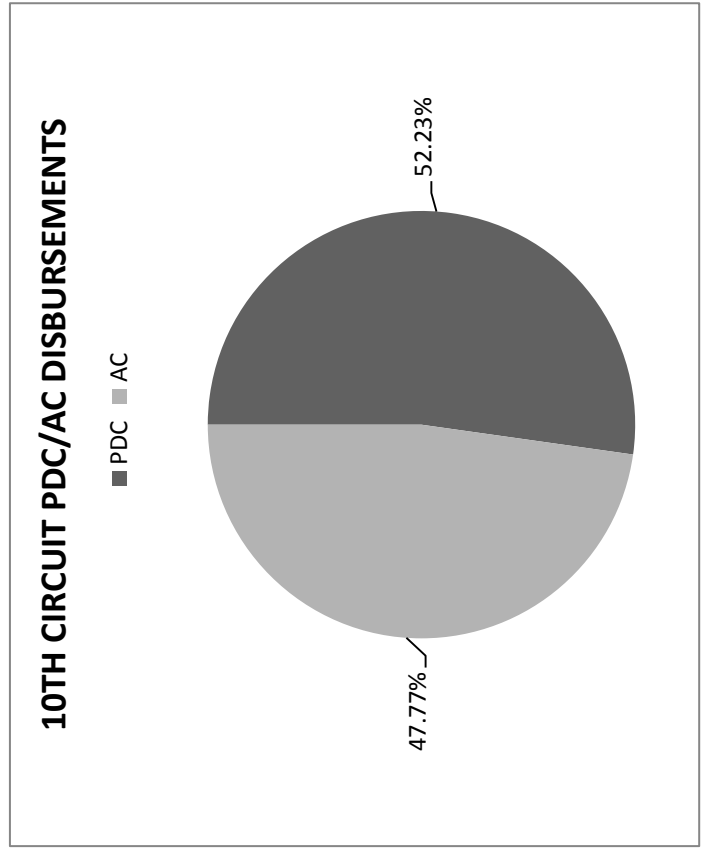
CASE TYPES	PDC			AC		
	DISBURSEMENTS	%PDC	%AC	DISBURSEMENTS	%PDC	%AC
FELONY	433	44.00%	56.00%	551	44.00%	56.00%
MISD.	1,791	84.48%	15.52%	329	84.48%	15.52%
MH	0	0.00%	100.00%	75	0.00%	100.00%
JUVENILE	164	78	242	67.77%	32.23%	
PAR./PROB	62	59	121	51.24%	48.76%	
TERM/ABUSE	117	400	517	22.63%	77.37%	
HABEAS/SC	5	28	33	15.15%	84.85%	
OTHER	95	89	184	51.63%	48.37%	
TOTAL	2,667	1,609	4,276	62.37%	37.63%	

PDC		AC	
DISBURSEMENTS	TOTAL	DISBURSEMENTS	TOTAL
\$1,046,173.87	\$2,684,226.06	\$1,638,052.19	\$2,684,226.06
AVG PDC COST PER CASE	\$392.27	AVG AC COST PER CASE	\$1,018.06



10TH CIRCUIT (RALEIGH COUNTY)
PDC CASES REPRESENTED COMPARED TO AC CLAIMS PAID FY 2011

CASE TYPES	PDC		AC		TOTAL		%PDC		%AC	
	DISBURSEMENTS	PER CASE	DISBURSEMENTS	PER CASE	DISBURSEMENTS	PER CASE	DISBURSEMENTS	PER CASE	DISBURSEMENTS	PER CASE
FELONY	\$971,279.34	\$230.38	\$888,323.36	\$850.88	\$1,859,602.70	\$850.88	52.23%	47.77%	52.23%	47.77%
MISD.										
MH										
JUVENILE										
PAR./PROB										
TERM/ABUSE										
HABEAS/SC										
OTHER										
TOTAL	\$971,279.34	\$230.38	\$888,323.36	\$850.88	\$1,859,602.70	\$850.88	52.23%	47.77%	52.23%	47.77%

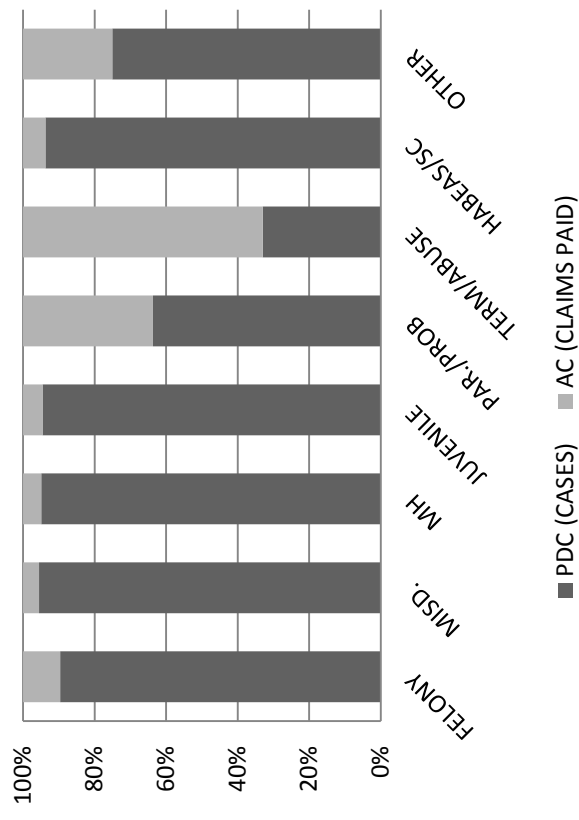


**11TH CIRCUIT (GREENBRIER & POCAHONTAS COUNTIES)
 PDC CASES REPRESENTED COMPARED TO AC CLAIMS PAID FY 2011**

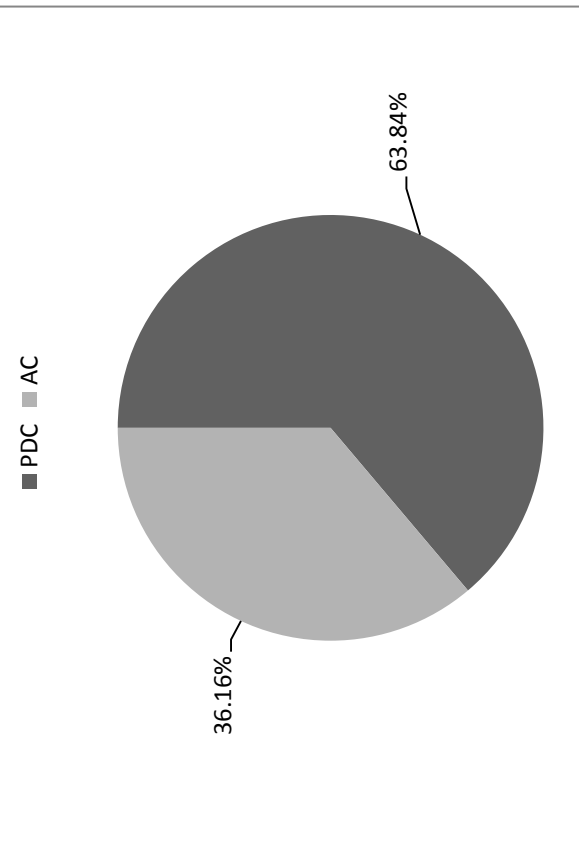
CASE TYPES	PDC	AC	TOTAL	%PDC	%AC
FELONY	570	66	636	89.62%	10.38%
MISD.	940	44	984	95.53%	4.47%
MH	260	14	274	94.89%	5.11%
JUVENILE	244	14	258	94.57%	5.43%
PAR./PROB	21	12	33	63.64%	36.36%
TERM/ABUSE	64	130	194	32.99%	67.01%
HABEAS/SC	15	1	16	93.75%	6.25%
OTHER	60	20	80	75.00%	25.00%
TOTAL	2174	301	2475	87.84%	12.16%

	PDC DISBURSEMENTS	AC DISBURSEMENTS	TOTAL	%PDC	%AC
	\$672,849.92	\$381,174.57	\$1,054,024.49	63.84%	36.16%
AVG PDC COST PER CASE	\$309.50	\$1,266.36			

11TH CIRC CLOSED CASES/CLAIMS PAID



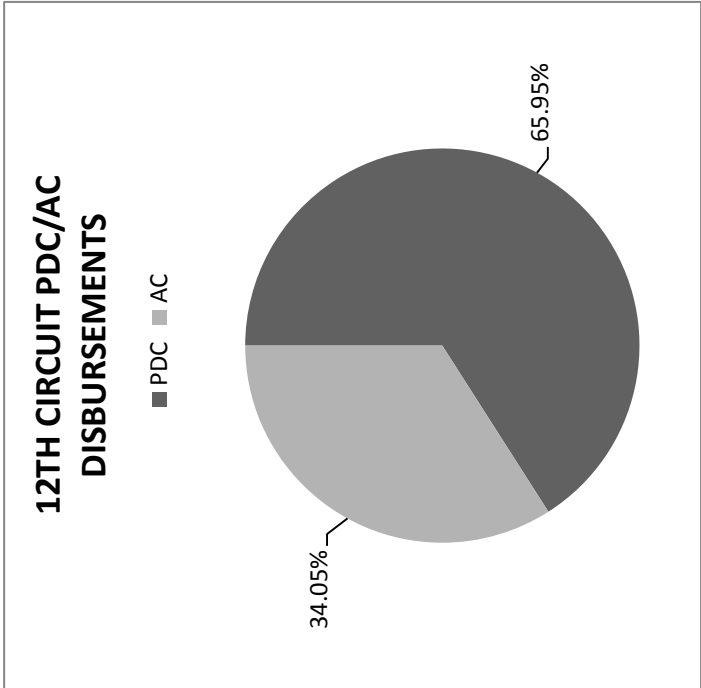
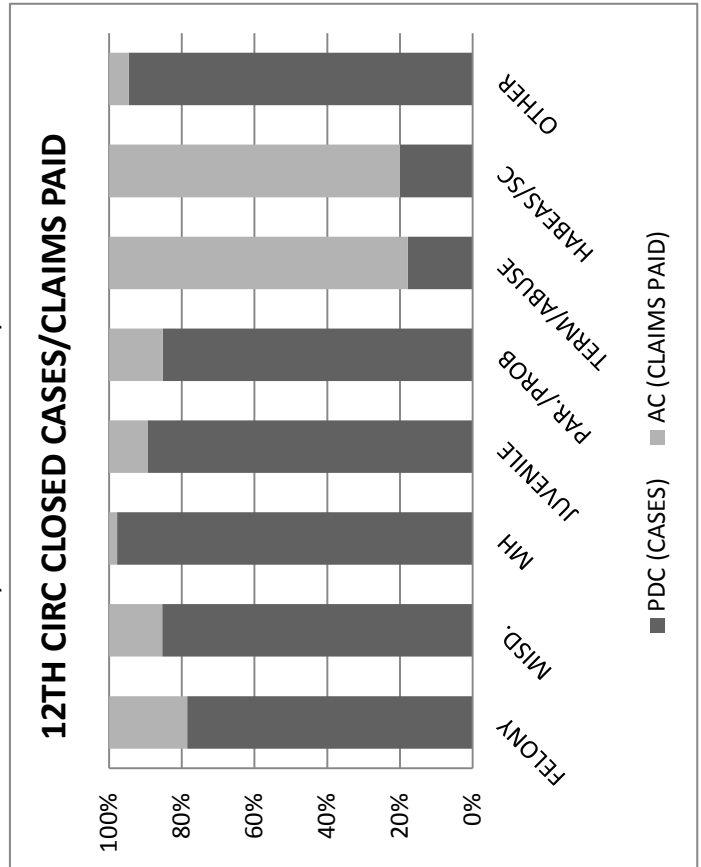
11TH CIRCUIT PDC/AC DISBURSEMENTS



**12TH CIRCUIT (FAYETTE COUNTY)
 PDC CASES REPRESENTED COMPARED TO AC CLAIMS PAID FY 2011**

CASE TYPES	PDC		AC		TOTAL	%PDC	%AC
	DISBURSEMENTS	PER CASE	DISBURSEMENTS	PER CASE			
FELONY	\$587,508.93	\$512.66	372	102	474	78.48%	21.52%
MISD.			555	95	650	85.38%	14.62%
MH			44	1	45	97.78%	2.22%
JUVENILE			59	7	66	89.39%	10.61%
PAR./PROB			46	8	54	85.19%	14.81%
TERM/ABUSE			34	156	190	17.89%	82.11%
HABEAS/SC			1	4	5	20.00%	80.00%
OTHER			35	2	37	94.59%	5.41%
TOTAL	\$890,797.69	\$808.77	1,146	375	1,521	75.35%	24.65%

PDC		AC	
DISBURSEMENTS	PER CASE	DISBURSEMENTS	PER CASE
\$587,508.93	\$512.66	\$303,288.76	\$808.77

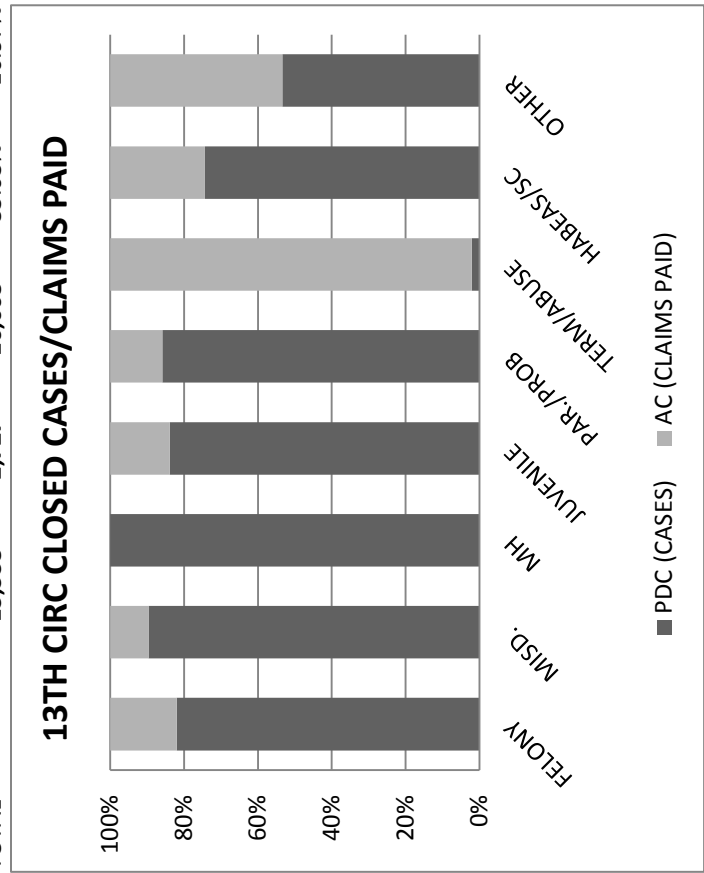
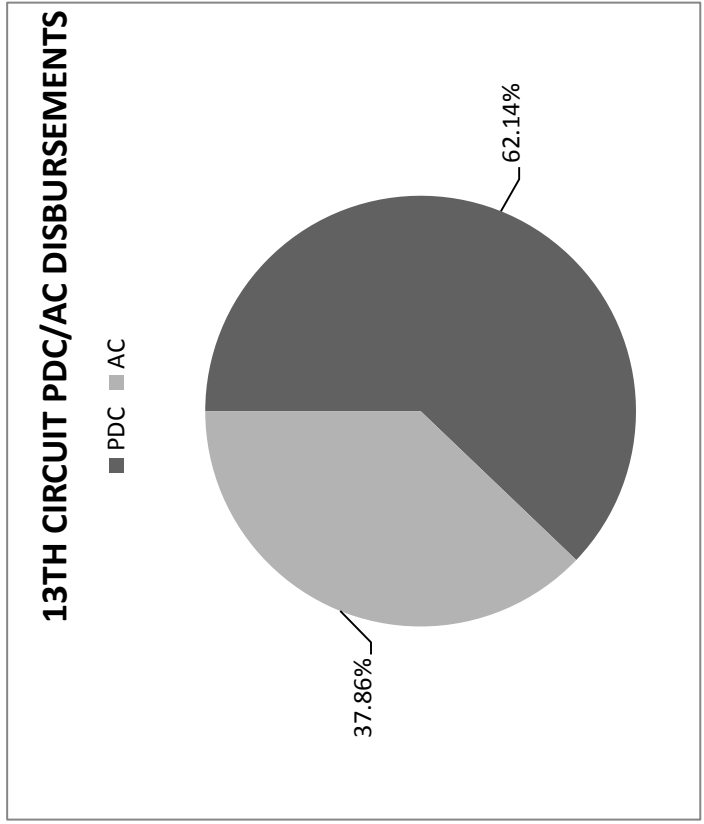


**13TH CIRCUIT (KANAWHA COUNTY)
 PDC CASES REPRESENTED COMPARED TO AC CLAIMS PAID FY 2011**

CASE TYPES	PDC		AC		TOTAL		%PDC		%AC	
	DISBURSEMENTS	PER CASE	DISBURSEMENTS	PER CASE	DISBURSEMENTS	PER CASE	DISBURSEMENTS	PER CASE	DISBURSEMENTS	PER CASE
FELONY	3,470	764	4,234	81.96%	18.04%					
MISD.	6,661	777	7,438	89.55%	10.45%					
MH	1,048	0	1,048	100.00%	0.00%					
JUVENILE	1,277	246	1,523	83.85%	16.15%					
PAR./PROB	455	75	530	85.85%	14.15%					
TERM/ABUSE	12	573	585	2.05%	97.95%					
HABEAS/SC	133	46	179	74.30%	25.70%					
OTHER	282	246	528	53.41%	46.59%					
TOTAL	13,338	2,727	16,065	83.03%	16.97%					

PDC		AC	
DISBURSEMENTS	PER CASE	DISBURSEMENTS	PER CASE
\$3,365,066.44	\$252.29	\$2,049,885.69	\$751.70

TOTAL	
DISBURSEMENTS	%AC
\$5,414,952.13	62.14%

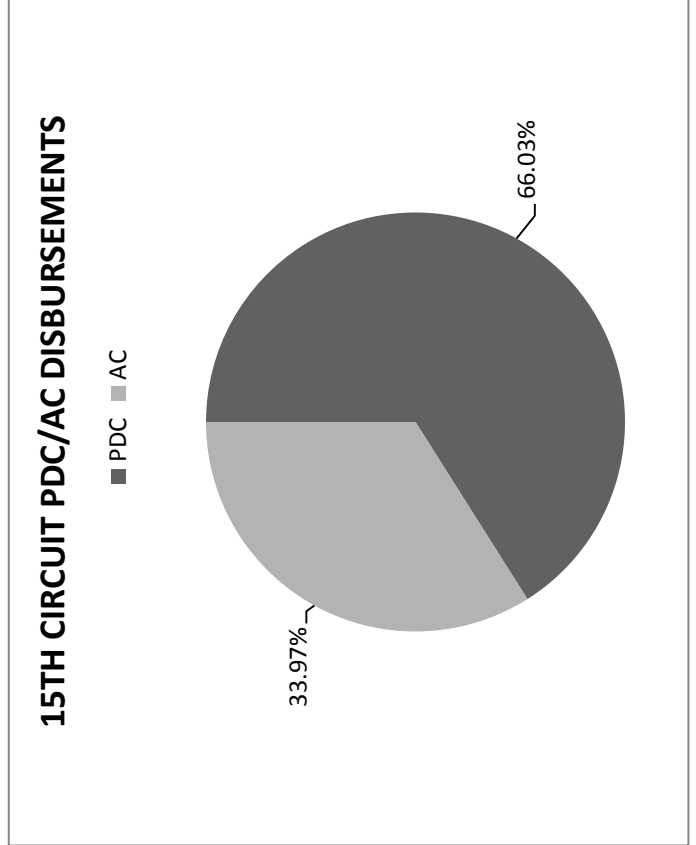
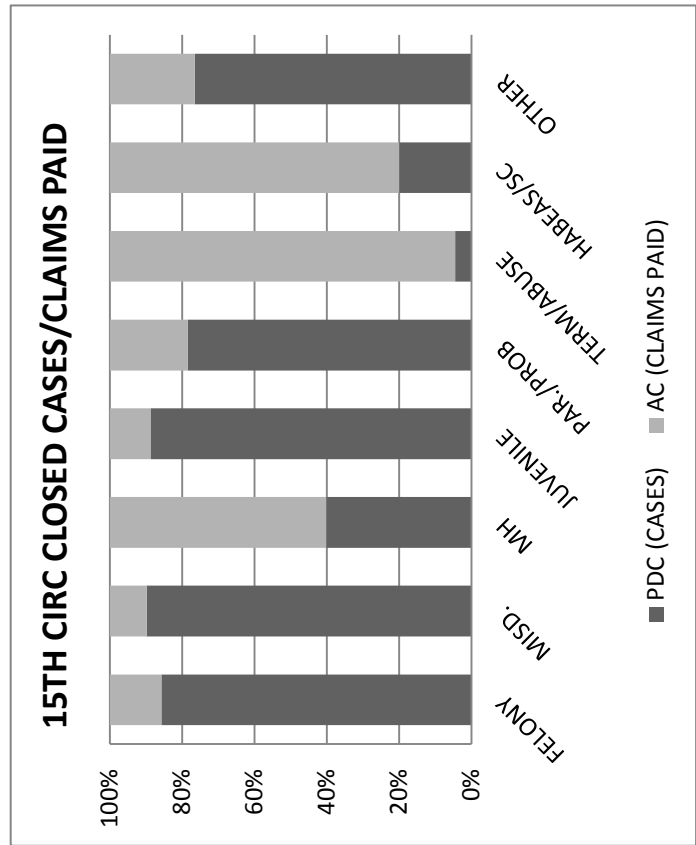


**15TH CIRCUIT (HARRISON COUNTY)
 PDC CASES REPRESENTED COMPARED TO AC CLAIMS PAID FY 2011**

CASE TYPES	PDC		AC		TOTAL	%PDC		%AC	
	DISBURSEMENTS	AC	DISBURSEMENTS	AC		DISBURSEMENTS	AC	DISBURSEMENTS	AC
FELONY	602	100	702	14.25%	702	85.75%	14.25%		
MISD.	1,335	151	1,486	10.16%	1,486	89.84%	10.16%		
MH	41	61	102	59.80%	102	40.20%	59.80%		
JUVENILE	467	59	526	11.22%	526	88.78%	11.22%		
PAR./PROB	102	28	130	21.54%	130	78.46%	21.54%		
TERM/ABUSE	10	211	221	95.48%	221	4.52%	95.48%		
HABEAS/SC	4	16	20	80.00%	20	20.00%	80.00%		
OTHER	49	15	64	23.44%	64	76.56%	23.44%		
TOTAL	2,610	641	3,251	19.72%	3,251	80.28%	19.72%		

	PDC DISBURSEMENTS	AC DISBURSEMENTS	TOTAL	%PDC	%AC
	\$1,202,013.84	\$618,408.17	\$1,820,422.01	66.03%	33.97%

	AVG PDC COST PER CASE	AVG AC COST PER CASE
	\$460.54	\$964.76




**18TH CIRCUIT (PRESTON COUNTY)
 PDC CASES REPRESENTED COMPARED TO AC CLAIMS PAID FY 2011**

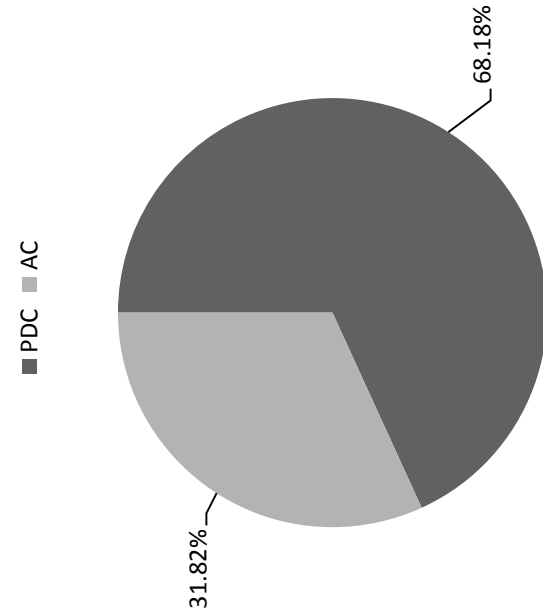
CASE TYPES	PDC		AC		TOTAL	%PDC		%AC	
	DISBURSEMENTS	PER CASE	DISBURSEMENTS	PER CASE		DISBURSEMENTS	PER CASE	DISBURSEMENTS	PER CASE
FELONY	334		49		383	87.21%		12.79%	
MISD.	326		41		367	88.83%		11.17%	
MH	36		4		40	90.00%		10.00%	
JUVENILE	134		14		148	90.54%		9.46%	
PAR./PROB	60		4		64	93.75%		6.25%	
TERM/ABUSE	38		62		100	38.00%		62.00%	
HABEAS/SC	9		3		12	75.00%		25.00%	
OTHER	72		13		85	84.71%		15.29%	
TOTAL	1009		190		1199	84.15%		15.85%	

PDC		AC		TOTAL	%PDC	%AC
DISBURSEMENTS	PER CASE	DISBURSEMENTS	PER CASE			
\$485,380.94		\$226,558.47		\$711,939.41	68.18%	31.82%
\$481.05		\$1,192.41				

18TH CIRC CLOSED CASES/CLAIMS PAID



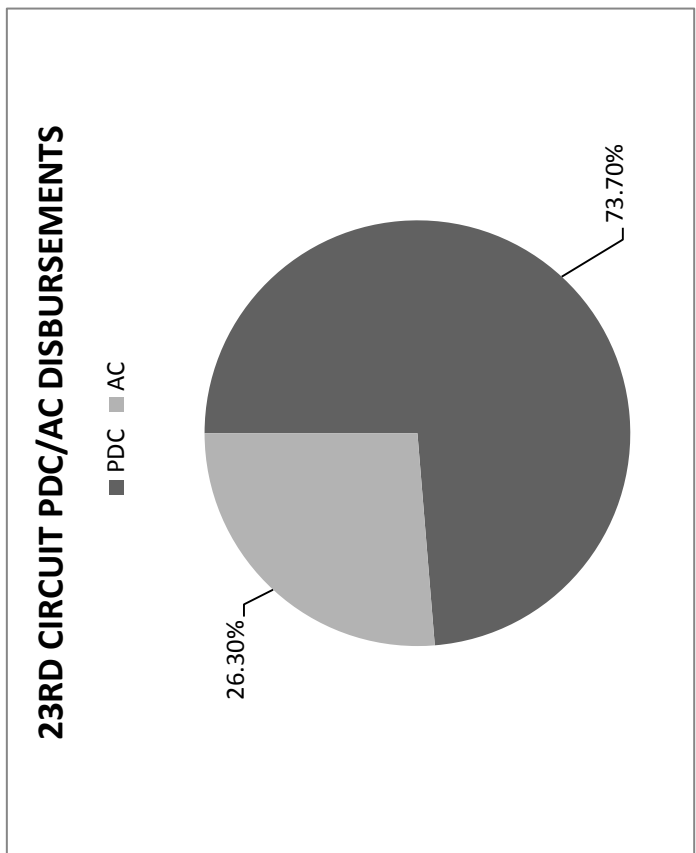
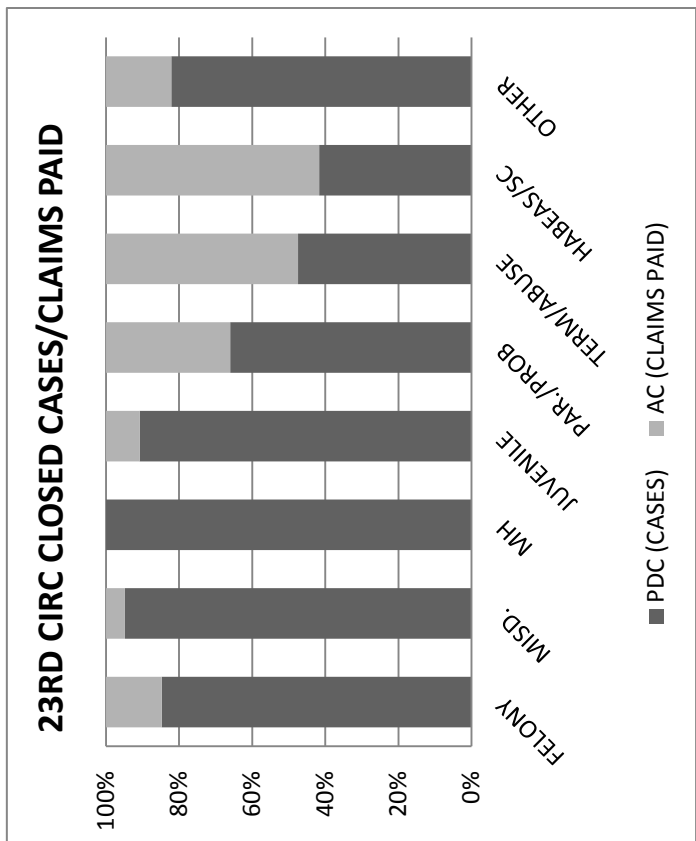
18TH CIRCUIT PDC/AC DISBURSEMENTS



**23RD CIRCUIT (BERKELEY, JEFFERSON & MORGAN COUNTIES)
 PDC CASES REPRESENTED COMPARED TO AC CLAIMS PAID FY 2011**

CASE TYPES	PDC		AC		TOTAL		%AC	
	PDC	AC	PDC	AC	PDC	AC	%PDC	%AC
FELONY	1,907	342	2,249	84.79%	2,249	15.21%	84.79%	15.21%
MISD.	3,571	194	3,765	94.85%	3,765	5.15%	94.85%	5.15%
MH	164	0	164	100.00%	164	0.00%	100.00%	0.00%
JUVENILE	749	76	825	90.79%	825	9.21%	90.79%	9.21%
PAR./PROB	64	33	97	65.98%	97	34.02%	65.98%	34.02%
TERM/ABUSE	222	246	468	47.44%	468	52.56%	47.44%	52.56%
HABEAS/SC	15	21	36	41.67%	36	58.33%	41.67%	58.33%
OTHER	92	20	112	82.14%	112	17.86%	82.14%	17.86%
TOTAL	6,784	932	7,716	87.92%	7,716	12.08%	87.92%	12.08%

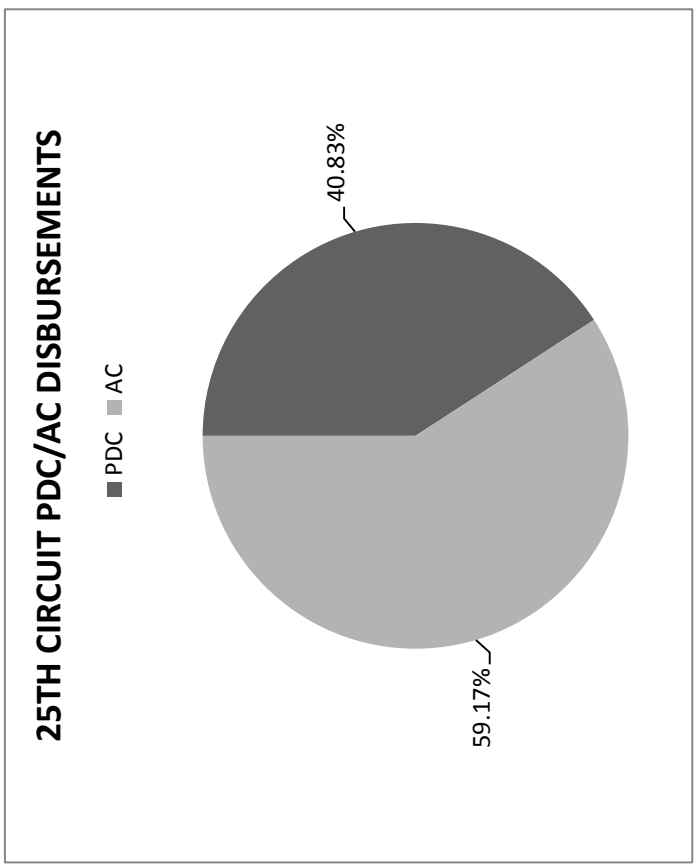
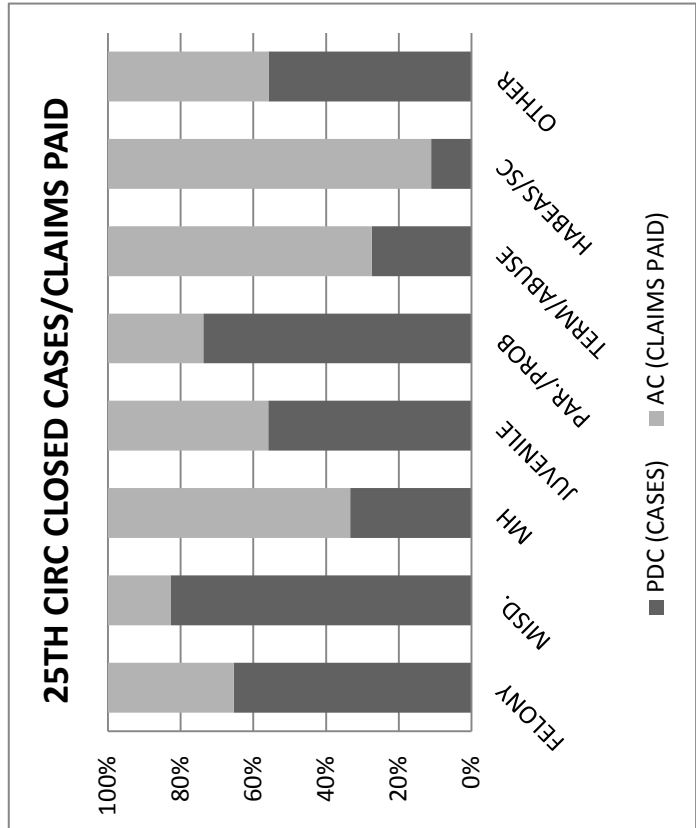
PDC		AC		TOTAL	%PDC	%AC
DISBURSEMENTS	PER CASE	DISBURSEMENTS	PER CASE			
\$2,856,507.66	\$421.07	\$1,019,422.54	\$1,093.80	\$3,875,930.20	73.70%	26.30%



**25TH CIRCUIT (BOONE & LINCOLN COUNTIES)
 PDC CASES REPRESENTED COMPARED TO AC CLAIMS PAID FY 2011**

CASE TYPES	PDC		AC		TOTAL		%PDC		%AC	
	DISBURSEMENTS	AC	DISBURSEMENTS	AC	DISBURSEMENTS	AC	DISBURSEMENTS	AC	DISBURSEMENTS	AC
FELONY	546	289	835	835	65.39%	34.61%				
MISD.	1,009	212	1,221	1,221	82.64%	17.36%				
MH	57	114	171	171	33.33%	66.67%				
JUVENILE	363	286	649	649	55.93%	44.07%				
PAR./PROB	104	37	141	141	73.76%	26.24%				
TERM/ABUSE	67	177	244	244	27.46%	72.54%				
HABEAS/SC	2	16	18	18	11.11%	88.89%				
OTHER	24	19	43	43	55.81%	44.19%				
TOTAL	2,172	1,150	3,322	3,322	65.38%	34.62%				

PDC		AC		TOTAL		%PDC		%AC	
DISBURSEMENTS	AC	DISBURSEMENTS	AC	DISBURSEMENTS	AC	DISBURSEMENTS	AC	DISBURSEMENTS	AC
\$655,704.88	\$950,070.91	\$655,704.88	\$950,070.91	\$1,605,775.79	\$1,605,775.79	40.83%	59.17%	40.83%	59.17%
AVG PDC COST PER CASE	AVG AC COST PER CASE	AVG PDC COST PER CASE	AVG AC COST PER CASE	AVG PDC COST PER CASE	AVG AC COST PER CASE				
\$301.89	\$826.15	\$301.89	\$826.15	\$301.89	\$826.15				

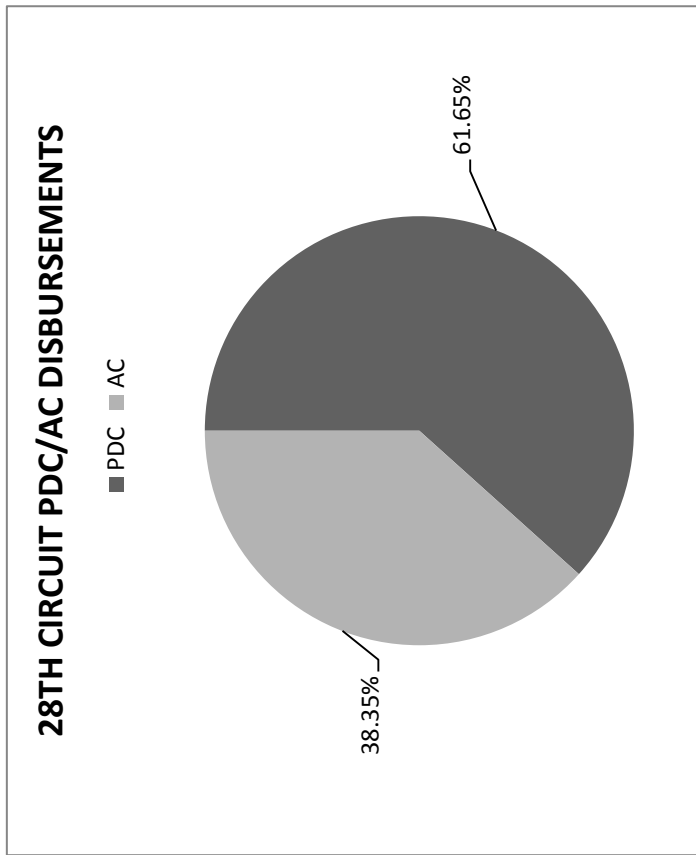
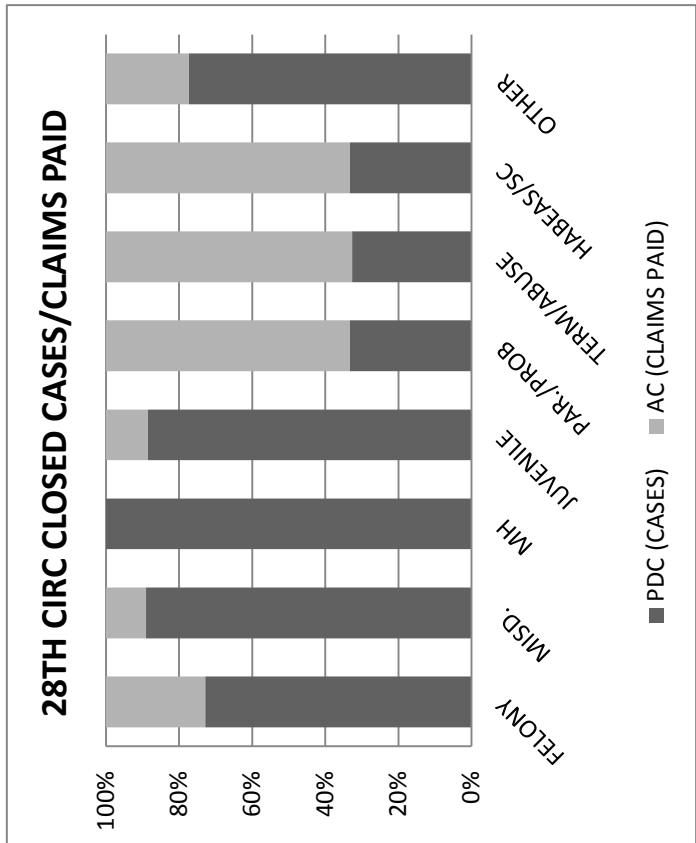


**28TH CIRCUIT (NICHOLAS COUNTY)
 PDC CASES REPRESENTED COMPARED TO AC CLAIMS PAID FY 2011**

CASE TYPES	PDC	AC	TOTAL	%PDC	%AC
FELONY	220	82	302	72.85%	27.15%
MISD.	382	47	429	89.04%	10.96%
MH	28	0	28	100.00%	0.00%
JUVENILE	116	15	131	88.55%	11.45%
PAR./PROB	4	8	12	33.33%	66.67%
TERM/ABUSE	62	128	190	32.63%	67.37%
HABEAS/SC	2	4	6	33.33%	66.67%
OTHER	17	5	22	77.27%	22.73%
TOTAL	831	289	1120	74.20%	25.80%

	PDC DISBURSEMENTS	AC DISBURSEMENTS	TOTAL	%PDC	%AC
	\$381,569.96	\$237,334.21	\$618,904.17	61.65%	38.35%

	AVG PDC COST PER CASE	AVG AC COST PER CASE
	\$459.17	\$821.23

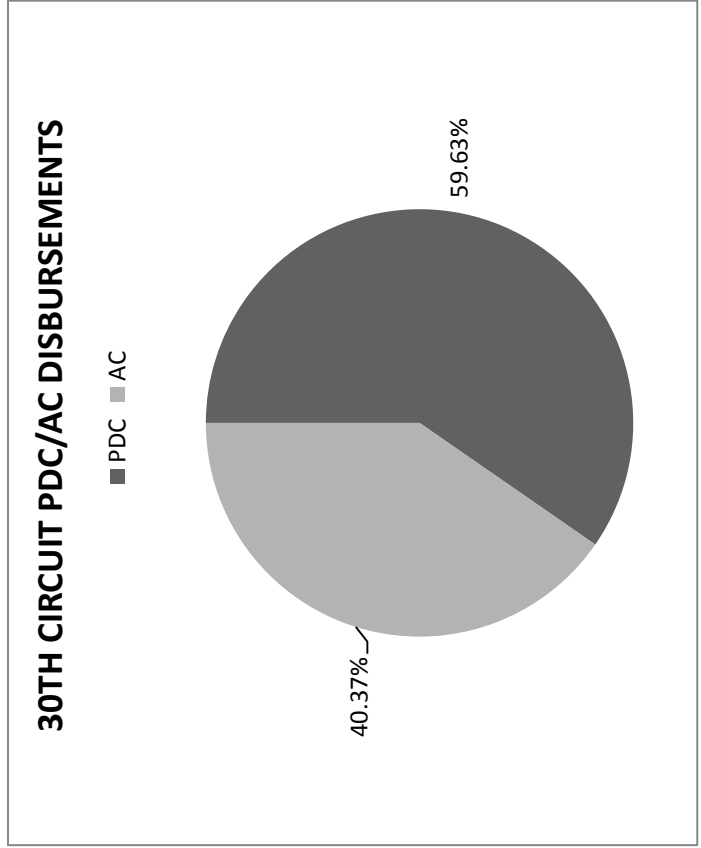
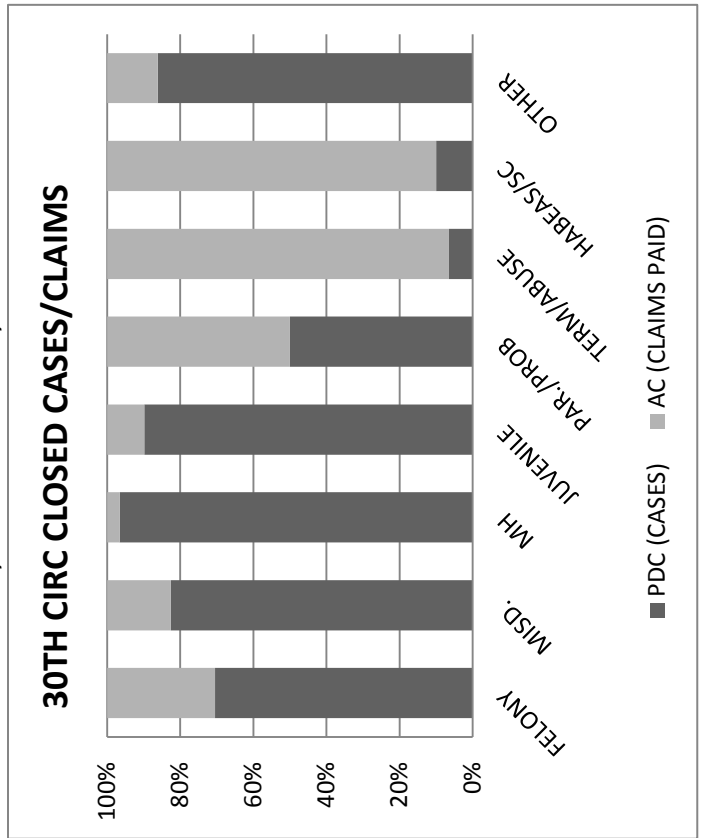


**30TH CIRCUIT (MINGO COUNTY)
 PDC CASES REPRESENTED COMPARED TO AC CLAIMS PAID FY 2011**

CASE TYPES	PDC		AC		TOTAL	%PDC	%AC
	DISBURSEMENTS	DISBURSEMENTS	DISBURSEMENTS	DISBURSEMENTS			
FELONY	360	151	511	29.55%			
MISD.	402	85	487	17.45%			
MH	171	6	177	3.39%			
JUVENILE	159	18	177	10.17%			
PAR./PROB	9	9	18	50.00%			
TERM/ABUSE	9	131	140	93.57%			
HABEAS/SC	1	9	10	10.00%			
OTHER	112	18	130	13.85%			
TOTAL	1,223	427	1,650	25.88%			

PDC		AC		TOTAL	%PDC	%AC
DISBURSEMENTS	DISBURSEMENTS	DISBURSEMENTS	DISBURSEMENTS			
\$610,471.92	\$413,226.66	\$1,023,698.58	40.37%	59.63%	40.37%	

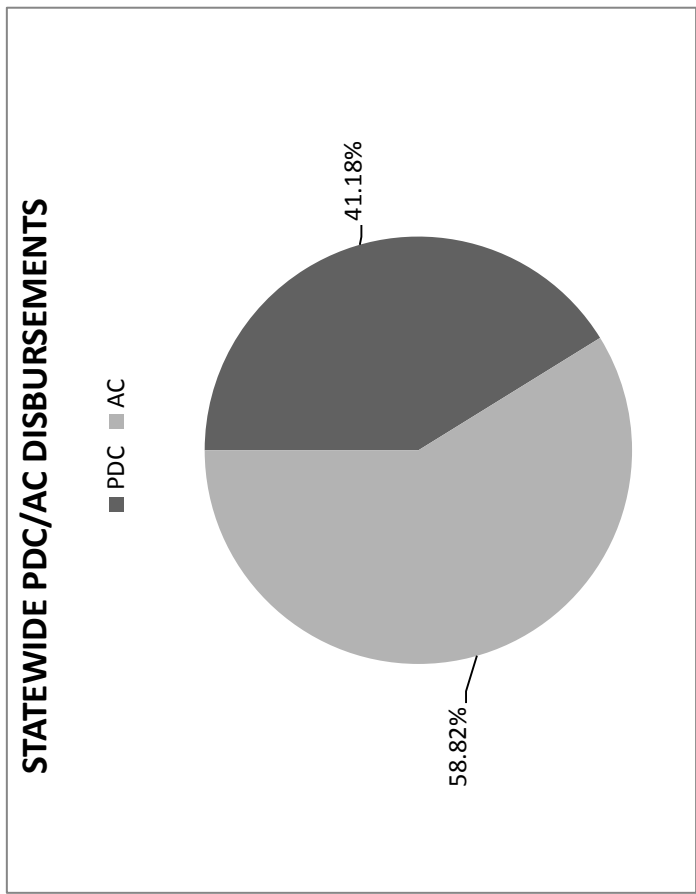
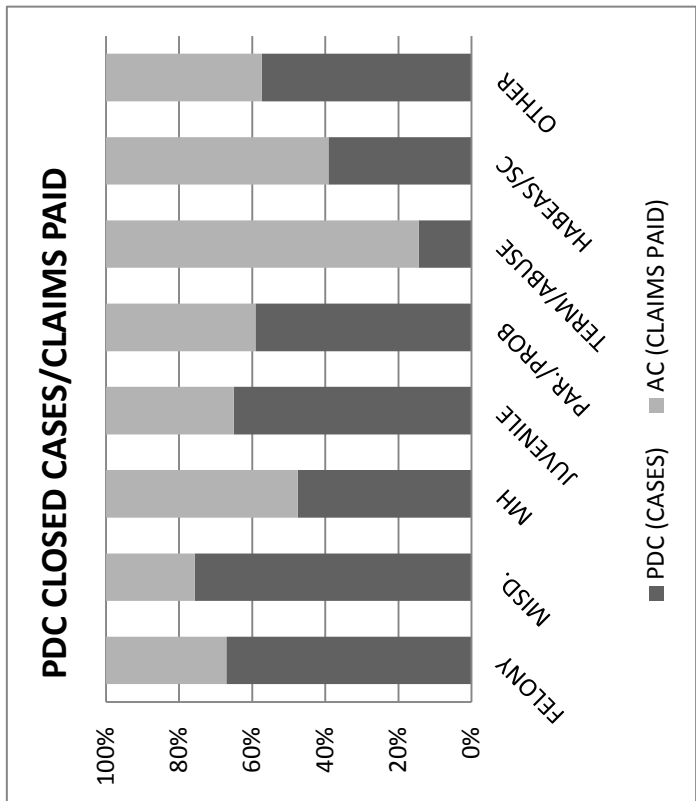
AVG PDC COST PER CASE		AVG AC COST PER CASE	
\$499.16	\$967.74		



**STATISTICS FOR BOTH PDC AND APPOINTED COUNSEL STATEWIDE
 PDC CASES REPRESENTED COMPARED TO AC CLAIMS PAID FY 2011**

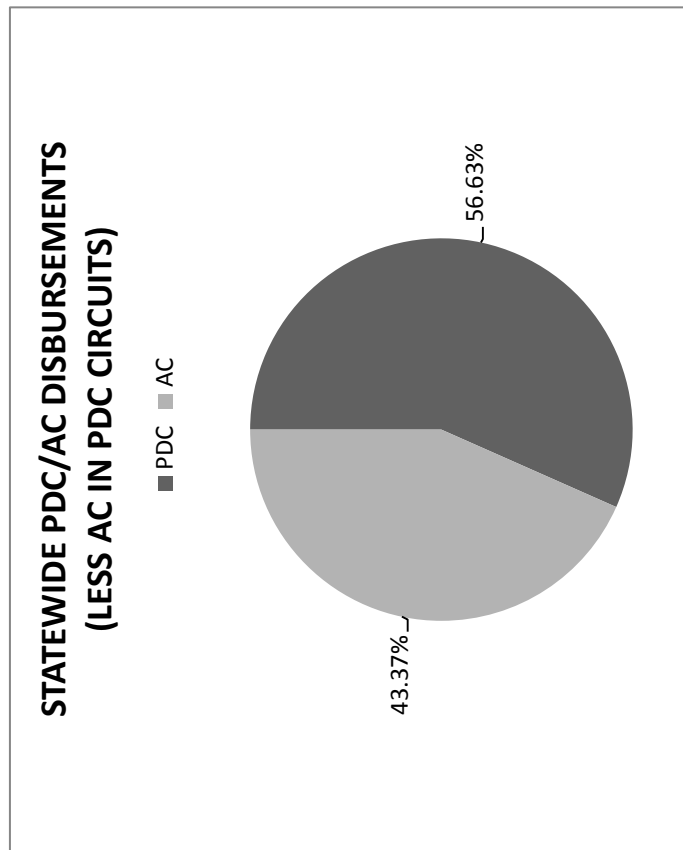
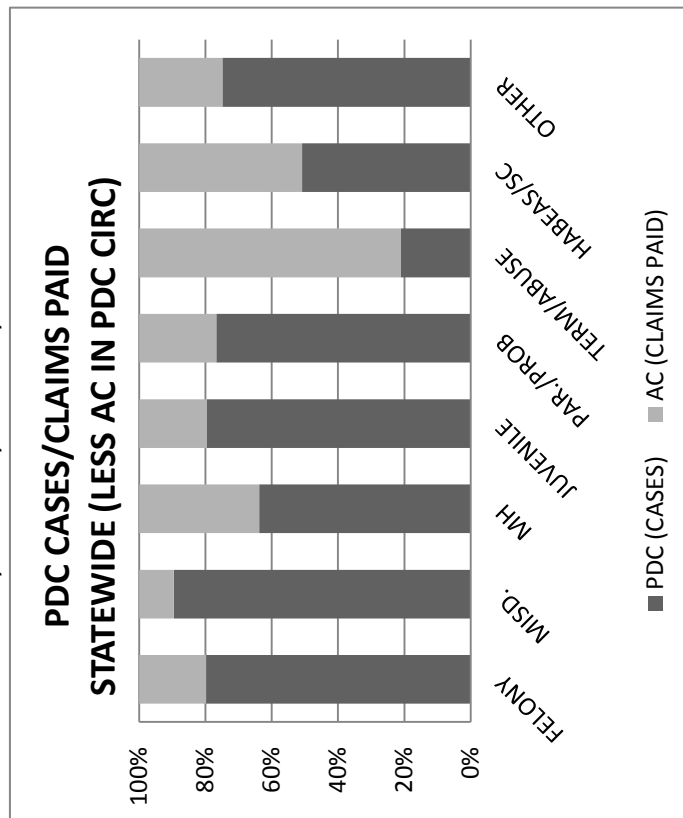
CASE TYPES	PDC			AC		
	PDC	AC	TOTAL	%PDC	%AC	TOTAL
FELONY	16,757	8,236	24,993	67.05%	32.95%	\$44,718,383.60
MISD.	30,640	9,809	40,449	75.75%	24.25%	\$26,301,225.60
MH	2,913	3,218	6,131	47.51%	52.49%	
JUVENILE	6,195	3,328	9,523	65.05%	34.95%	
PAR./PROB	1,779	1,231	3,010	59.10%	40.90%	
TERM/ABUSE	1,112	6,571	7,683	14.47%	85.53%	
HABEAS/SC	244	379	623	39.17%	60.83%	
OTHER	1,890	1,408	3,298	57.31%	42.69%	
TOTAL	61,530	34,180	95,710	64.29%	35.71%	

PDC		AC	
DISBURSEMENTS	PER CASE	DISBURSEMENTS	PER CASE
\$18,417,158.00	\$299.32	\$26,301,225.60	\$769.49



**STATISTICS FOR BOTH PDC AND APPOINTED COUNSEL STATEWIDE (LESS AC CLAIMS IN PDC CIRCUITS)
 PDC CASES REPRESENTED COMPARED TO AC CLAIMS PAID FY 2011**

CASE TYPES	PDC	AC	TOTAL	%PDC	%AC	PDC DISBURSEMENTS	AC DISBURSEMENTS	TOTAL	%PDC	%AC
FELONY	16,757	4,245	21,002	79.79%	20.21%	\$18,417,158.00	\$14,103,229.19	\$32,520,387.19	56.63%	43.37%
MISD.	30,640	3,560	34,200	89.59%	10.41%					
MH	2,913	1,655	4,568	63.77%	36.23%					
JUVENILE	6,195	1,591	7,786	79.57%	20.43%					
PAR./PROB	1,779	540	2,319	76.71%	23.29%					
TERM/ABUSE	1,112	4,184	5,296	21.00%	79.00%					
HABEAS/SC	244	236	480	50.83%	49.17%					
OTHER	1,890	635	2,525	74.85%	25.15%					
TOTAL	61,530	16,646	78,176	78.71%	21.29%	\$299.32	\$847.24			



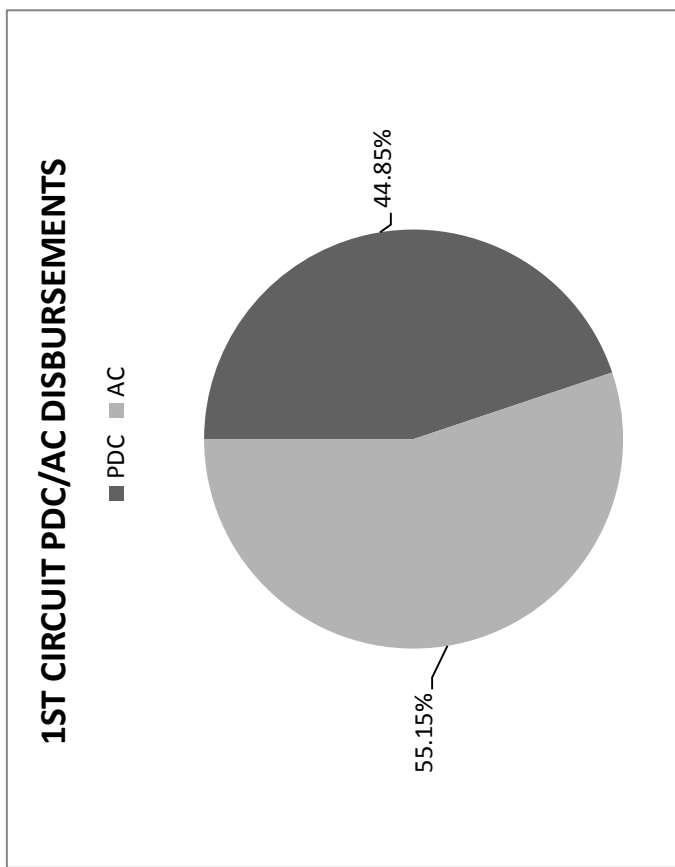
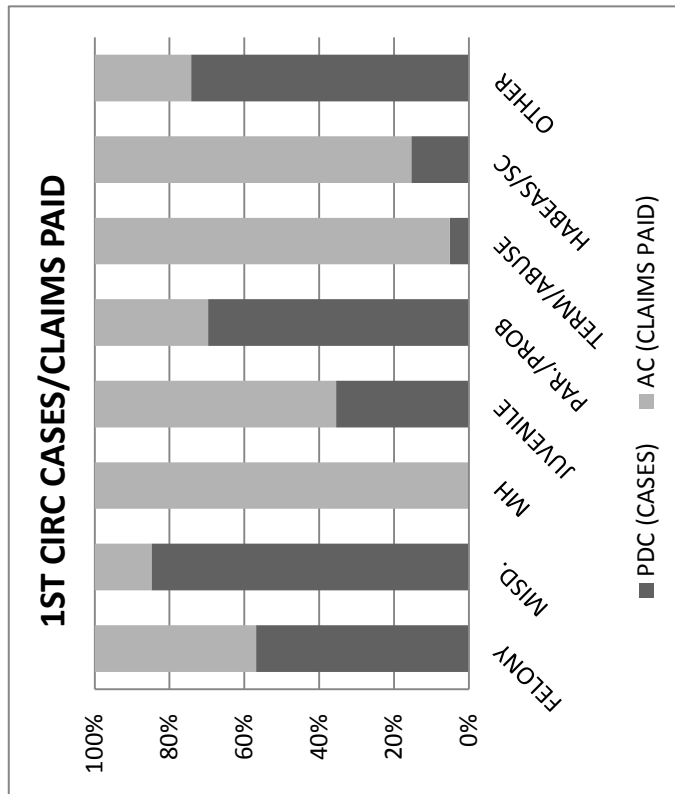
PD & AC COMPARISON OF OPENED CASES

**1ST CIRCUIT (BROOKE, HANCOCK & OHIO COUNTIES)
 PDC CASES OPENED COMPARED TO AC CLAIMS PAID FY 2011**

CASE TYPES	PDC		AC		TOTAL	%PDC		%AC	
	DISBURSEMENTS	AC	DISBURSEMENTS	AC		DISBURSEMENTS	AC	DISBURSEMENTS	AC
FELONY	\$1,233,153.84	\$1,516,381.82	\$282	282	654	56.88%	43.12%		
MISD.			1,077	192	1,269	84.87%	15.13%		
MH			0	428	428	0.00%	100.00%		
JUVENILE			72	131	203	35.47%	64.53%		
PAR./PROB			62	27	89	69.66%	30.34%		
TERM/ABUSE			20	367	387	5.17%	94.83%		
HABEAS/SC			4	22	26	15.38%	84.62%		
OTHER			69	24	93	74.19%	25.81%		
TOTAL	\$1,233,153.84	\$1,516,381.82	1,676	1,473	3,149	53.22%	46.78%		

	AVG PDC COST PER CASE	AVG AC COST PER CASE
	\$735.77	\$1,029.45

	DISBURSEMENTS	TOTAL	%PDC	%AC
	\$1,233,153.84	\$2,749,535.66	44.85%	55.15%

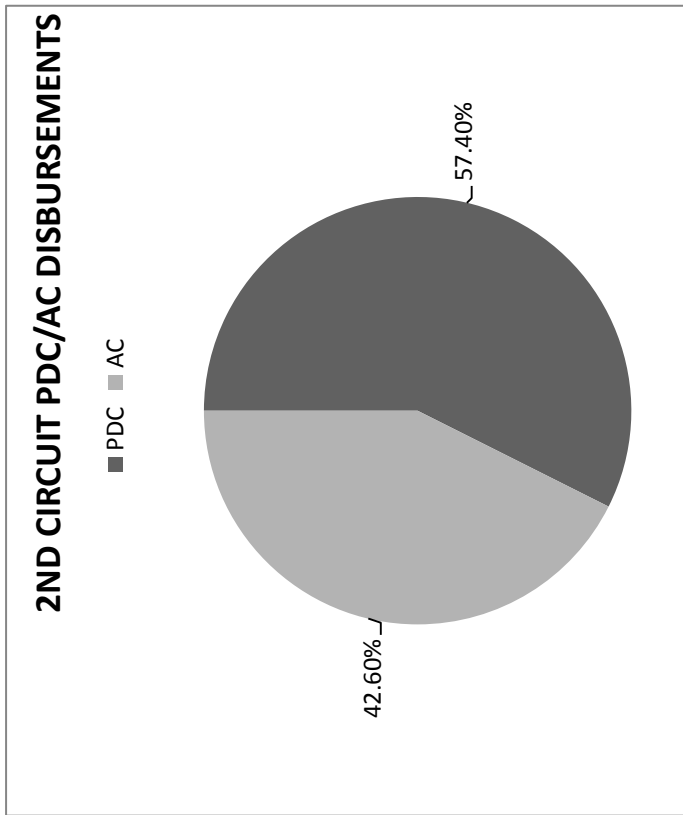
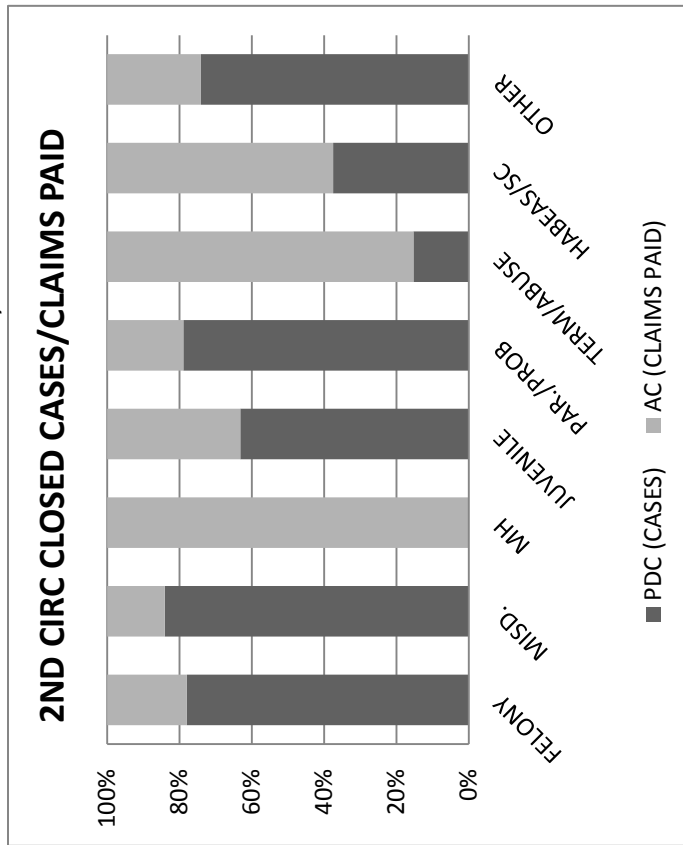


**2ND CIRCUIT (MARSHALL, TYLER & WETZEL COUNTIES)
 PDC CASES OPENED COMPARED TO AC CLAIMS PAID FY 2011**

CASE TYPES	PDC	AC	TOTAL	%PDC	%AC
FELONY	297	84	381	77.95%	22.05%
MISD.	433	82	515	84.08%	15.92%
MH	0	225	225	0.00%	100.00%
JUVENILE	91	53	144	63.19%	36.81%
PAR./PROB	60	16	76	78.95%	21.05%
TERM/ABUSE	19	105	124	15.32%	84.68%
HABEAS/SC	3	5	8	37.50%	62.50%
OTHER	20	7	27	74.07%	25.93%
TOTAL	923	577	1,500	61.53%	38.47%

	PDC DISBURSEMENTS	AC DISBURSEMENTS	TOTAL	%PDC	%AC
	\$563,845.93	\$418,392.92	\$982,238.85	57.40%	42.60%

	AVG PDC COST PER CASE	AVG AC COST PER CASE
	\$610.88	\$725.12



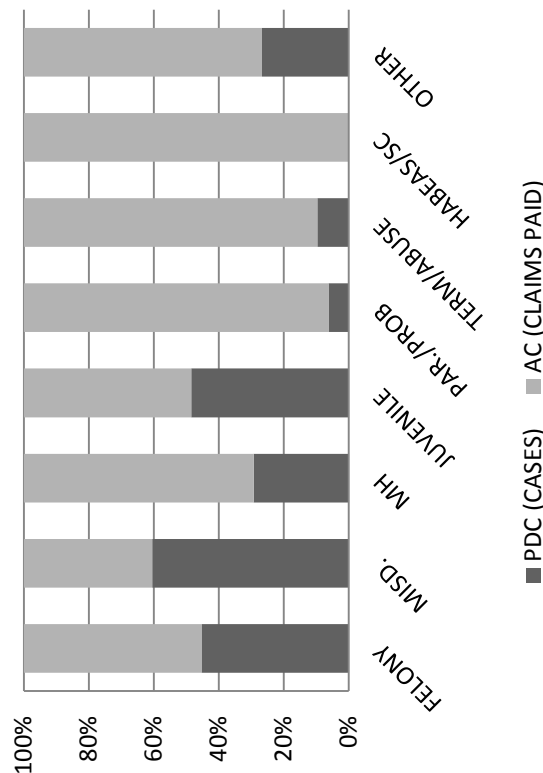
**5TH CIRCUIT (CALHOUN, JACKSON, MASON & ROANE COUNTIES)
 PDC CASES OPENED COMPARED TO AC CLAIMS PAID FY 2011**

*A Circuit Court order prohibits PDC work in Mason County. All indigent work is performed by Appointed Counsel

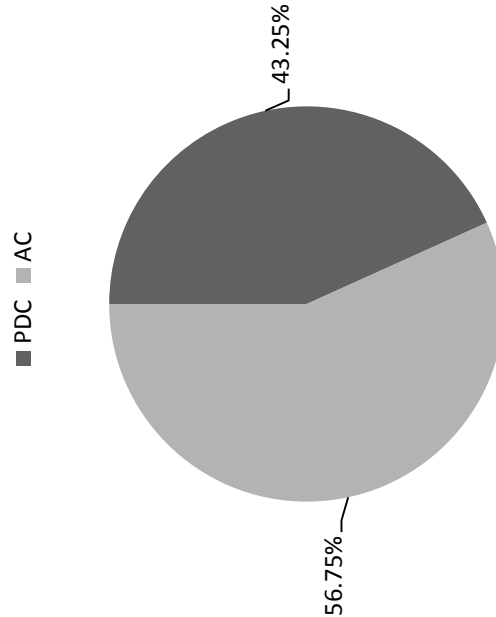
CASE TYPES	PDC		AC		TOTAL		DISBURSEMENTS		TOTAL		%AC	
	PDC	AC	PDC	AC	PDC	AC	PDC	AC	PDC	AC	PDC	AC
FELONY	263	318	581	54.73%			\$798,477.90	\$1,047,644.64	\$1,846,122.54	43.25%	56.75%	
MISD.	584	381	965	39.48%								
MH	52	126	178	70.79%								
JUVENILE	78	83	161	51.55%								
PAR./PROB	4	61	65	93.85%								
TERM/ABUSE	38	357	395	90.38%								
HABEAS/SC	0	14	14	100.00%								
OTHER	12	33	45	73.33%								
TOTAL	1,031	1,373	2,404	57.11%								

	AVG PDC COST PER CASE	AVG AC COST PER CASE
	\$774.47	\$763.03

5TH CIRC CLOSED CASES/CLAIMS PAID



5TH CIRCUIT PDC/AC DISBURSEMENTS



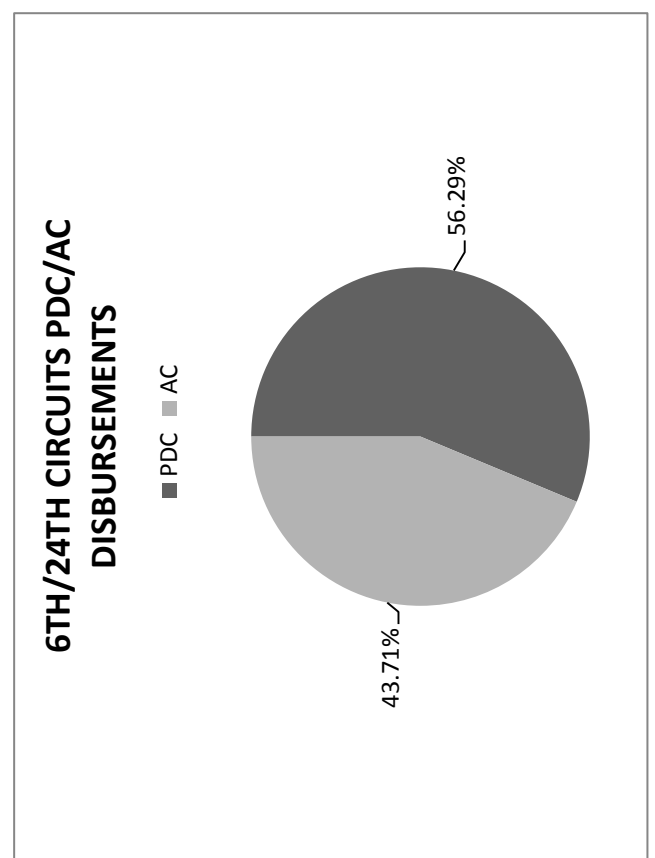
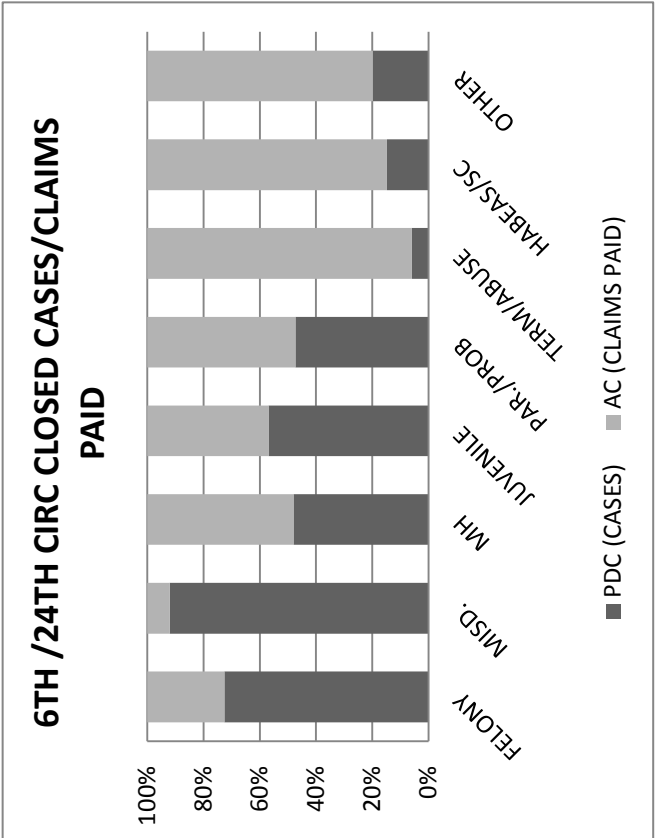
6TH CIRCUIT and 24TH CIRCUIT (CABELL & WAYNE COUNTIES)

PDC CASES OPENED COMPARED TO AC CLAIMS PAID FY 2011

*The 6th/24th Circuits operate under one Public Defender Corporation. AC figures include both Cabell and Wayne Counties

CASE TYPES	PDC		AC		TOTAL		PDC		AC		TOTAL	%PDC	%AC
	DISBURSEMENTS	DISBURSEMENTS	DISBURSEMENTS	DISBURSEMENTS	DISBURSEMENTS	DISBURSEMENTS	DISBURSEMENTS	DISBURSEMENTS					
FELONY	1,474	555	2,029	72.65%	27.35%								
MISD.	3,036	261	3,297	92.08%	7.92%								
MH	538	582	1,120	48.04%	51.96%								
JUVENILE	410	311	721	56.87%	43.13%								
PAR./PROB	105	117	222	47.30%	52.70%								
TERM/ABUSE	27	429	456	5.92%	94.08%								
HABEAS/SC	4	23	27	14.81%	85.19%								
OTHER	22	89	111	19.82%	80.18%								
TOTAL	5,616	2,367	7,983	70.35%	29.65%								

	PDC	AC	AVG PDC COST PER CASE	AVG AC COST PER CASE
	\$1,935,366.77	\$1,502,692.29	\$344.62	\$634.85

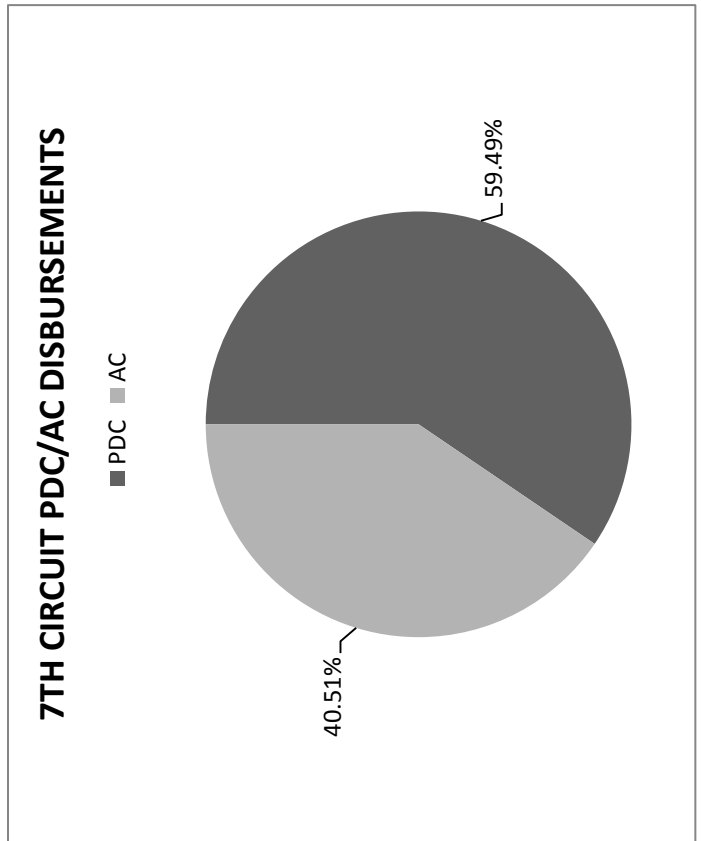
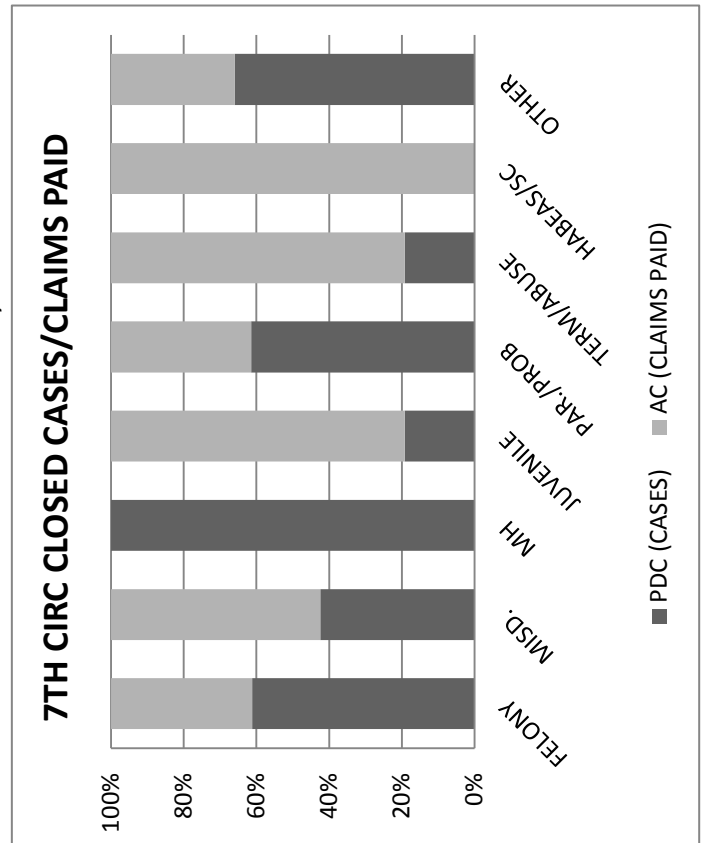


**7TH CIRCUIT (LOGAN COUNTY)
 PDC CASES OPENED COMPARED TO AC CLAIMS PAID FY 2011**

CASE TYPES	PDC	AC	TOTAL	%PDC	%AC
FELONY	252	160	412	61.17%	38.83%
MISD.	248	337	585	42.39%	57.61%
MH	51	0	51	100.00%	0.00%
JUVENILE	33	139	172	19.19%	80.81%
PAR./PROB	35	22	57	61.40%	38.60%
TERM/ABUSE	37	156	193	19.17%	80.83%
HABEAS/SC	0	4	4	0.00%	100.00%
OTHER	29	15	44	65.91%	34.09%
TOTAL	685	833	1,518	45.13%	54.87%

	PDC DISBURSEMENTS	AC DISBURSEMENTS	TOTAL	%PDC	%AC
	\$698,037.92	\$475,277.39	\$1,173,315.31	59.49%	40.51%

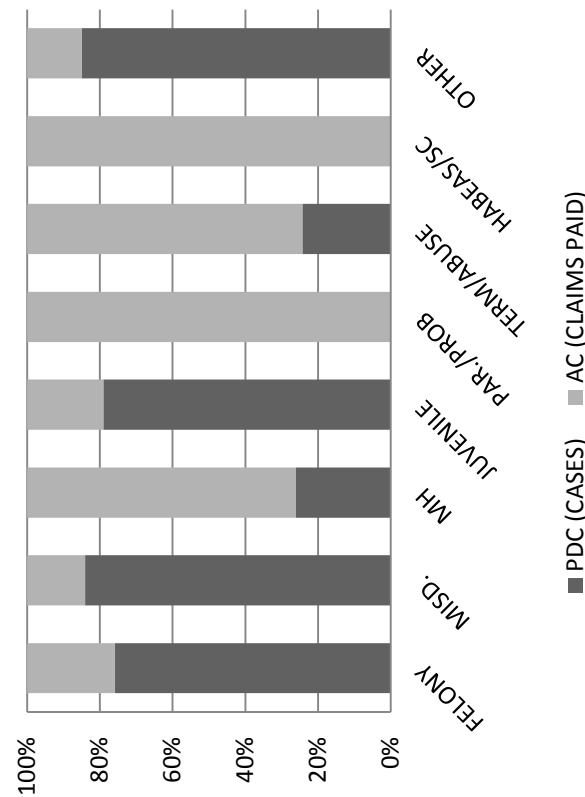
	AVG PDC COST PER CASE	AVG AC COST PER CASE
	\$1,019.03	\$570.56



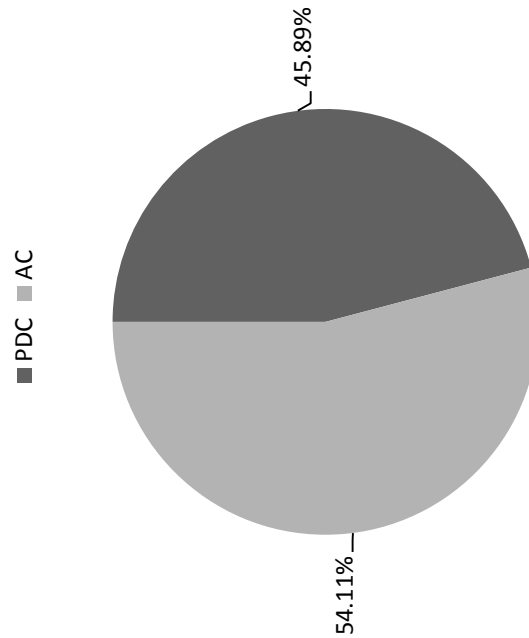
**8TH CIRCUIT (MCDOWELL COUNTY)
 PDC CASES OPENED COMPARED TO AC CLAIMS PAID FY 2011**

CASE TYPES	PDC		AC		TOTAL	%PDC		%AC	
	DISBURSEMENTS	AC	DISBURSEMENTS	AC		DISBURSEMENTS	AC	DISBURSEMENTS	AC
FELONY	\$353,747.94	\$417,094.60	\$770,842.54	45.89%	54.11%				
MISD.									
MH									
JUVENILE									
PAR./PROB									
TERM/ABUSE									
HABEAS/SC									
OTHER									
TOTAL	\$336.58	\$1,234.01	\$770,842.54	45.89%	54.11%				

8TH CIRC CLOSED CASES/CLAIMS PAID



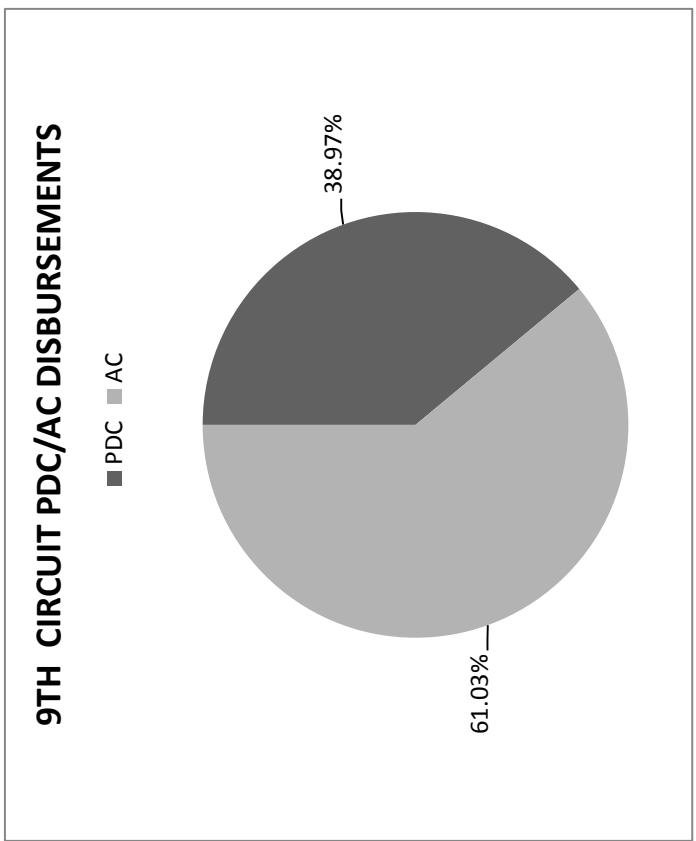
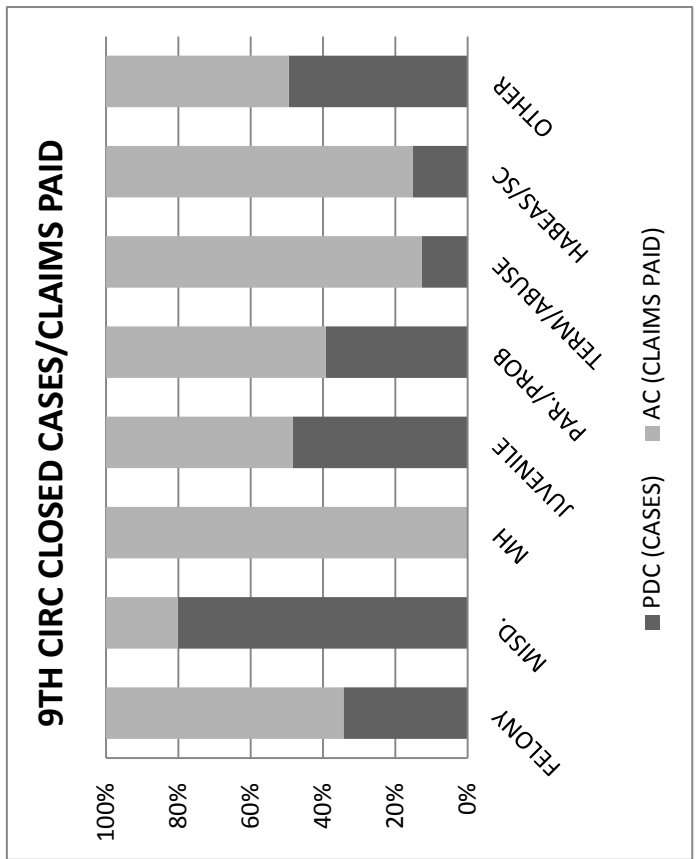
8TH CIRCUIT PDC/AC DISBURSEMENTS



**9TH CIRCUIT (MERCER COUNTY)
 PDC CASES OPENED COMPARED TO AC CLAIMS PAID FY 2011**

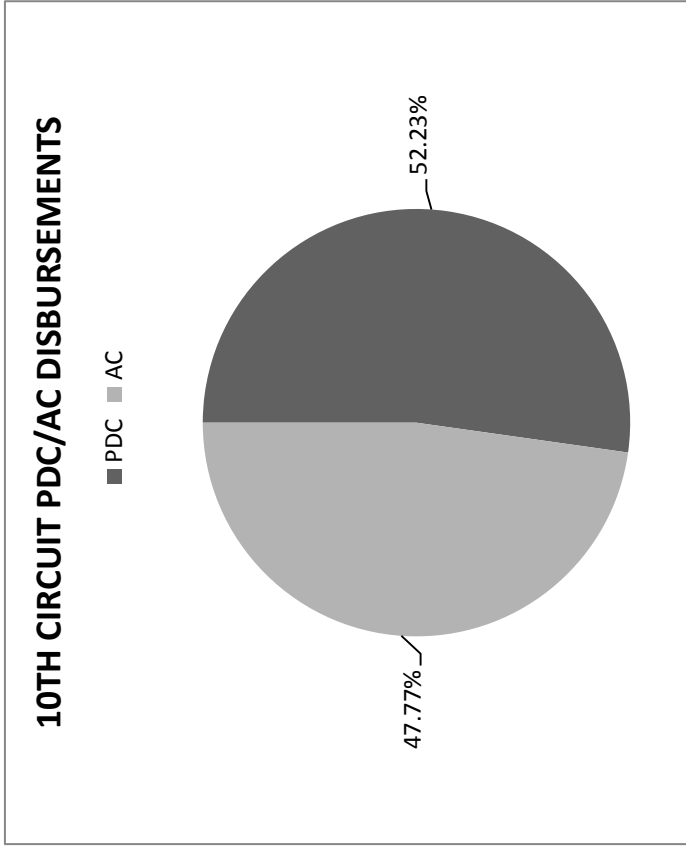
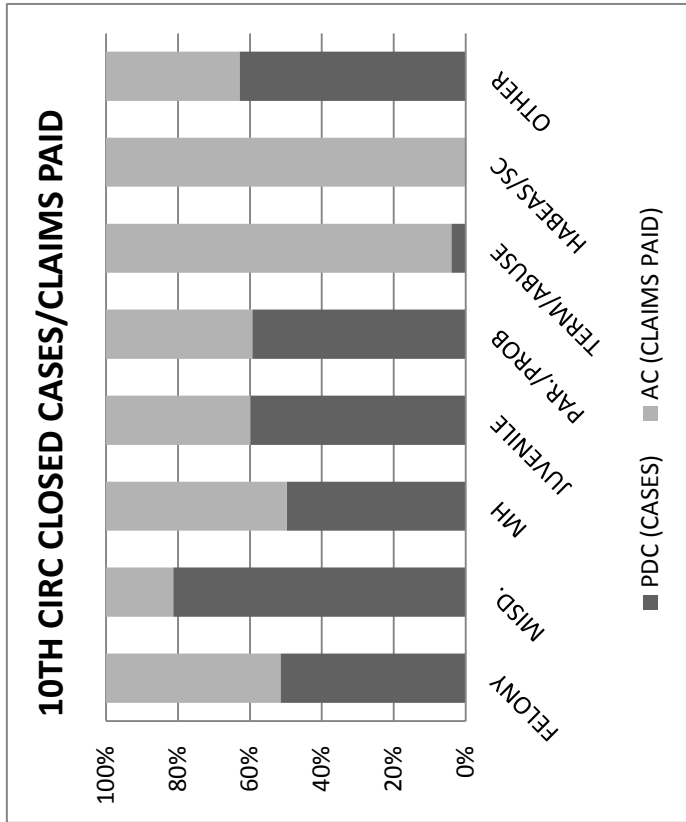
CASE TYPES	PDC			AC		
	DISBURSEMENTS	PER CASE	%PDC	DISBURSEMENTS	PER CASE	%AC
FELONY	288	551	839	34.33%	65.67%	
MISD.	1,324	329	1,653	80.10%	19.90%	
MH	0	75	75	0.00%	100.00%	
JUVENILE	73	78	151	48.34%	51.66%	
PAR./PROB	38	59	97	39.18%	60.82%	
TERM/ABUSE	58	400	458	12.66%	87.34%	
HABEAS/SC	5	28	33	15.15%	84.85%	
OTHER	87	89	176	49.43%	50.57%	
TOTAL	1,873	1,609	3,482	53.79%	46.21%	

PDC		AC		TOTAL		%AC	
DISBURSEMENTS	PER CASE	DISBURSEMENTS	PER CASE	DISBURSEMENTS	PER CASE	DISBURSEMENTS	PER CASE
\$1,046,173.87	\$558.56	\$1,638,052.19	\$1,018.06	\$2,684,226.06		\$2,684,226.06	
						38.97%	61.03%



**10TH CIRCUIT (RALEIGH COUNTY)
 PDC CASES OPENED COMPARED TO AC CLAIMS PAID FY 2011**

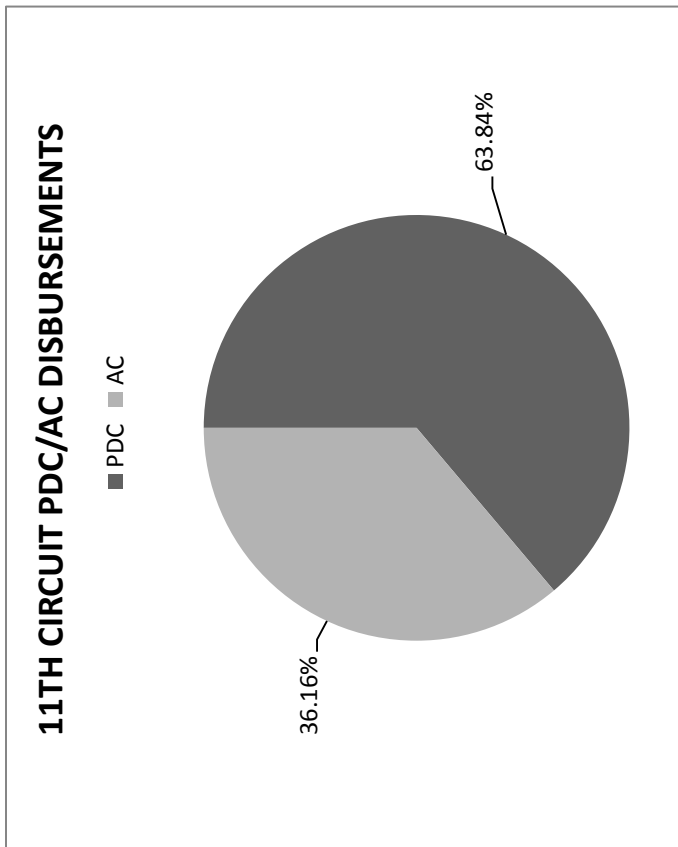

CASE TYPES	PDC		AC		TOTAL	%PDC		%AC	
	DISBURSEMENTS	PER CASE	DISBURSEMENTS	PER CASE		DISBURSEMENTS	PER CASE	DISBURSEMENTS	PER CASE
FELONY	\$971,279.34	\$375.30	\$888,323.36	\$850.88	1,859,602.70	52.23%	47.77%	52.23%	47.77%
MISD.									
MH									
JUVENILE									
PAR./PROB									
TERM/ABUSE									
HABEAS/SC									
OTHER									
TOTAL	\$971,279.34	\$375.30	\$888,323.36	\$850.88	\$1,859,602.70	52.23%	47.77%	52.23%	47.77%



**11TH CIRCUIT (GREENBRIER & POCAHONTAS COUNTIES)
 PDC CASES OPENED COMPARED TO AC CLAIMS PAID FY 2011**

CASE TYPES	PDC	AC	TOTAL	%PDC	%AC
FELONY	235	66	301	78.07%	21.93%
MISD.	426	44	470	90.64%	9.36%
MH	126	14	140	90.00%	10.00%
JUVENILE	96	14	110	87.27%	12.73%
PAR./PROB	2	12	14	14.29%	85.71%
TERM/ABUSE	28	130	158	17.72%	82.28%
HABEAS/SC	0	1	1	0.00%	100.00%
OTHER	22	20	42	52.38%	47.62%
TOTAL	935	301	1236	75.65%	24.35%

	PDC	AC	TOTAL	%PDC	%AC
DISBURSEMENTS	\$672,849.92	\$381,174.57	\$1,054,024.49	63.84%	36.16%
AVG PDC COST PER CASE	\$719.63	\$1,266.36			
AVG AC COST PER CASE					

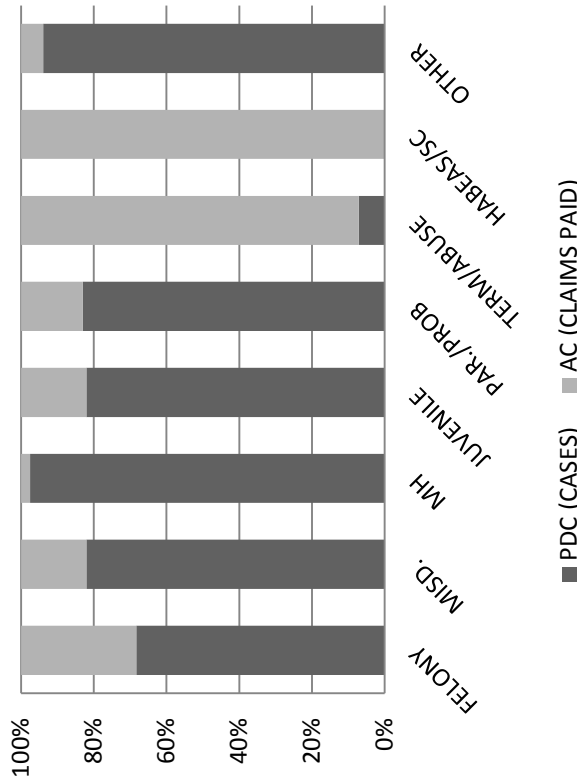


**12TH CIRCUIT (FAYETTE COUNTY)
 PDC CASES OPENED COMPARED TO AC CLAIMS PAID FY 2011**

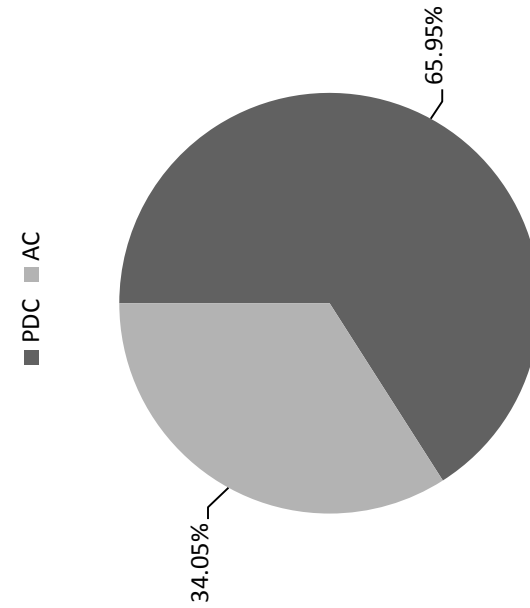
CASE TYPES	PDC		AC		TOTAL	%PDC		%AC	
	DISBURSEMENTS	PER CASE	DISBURSEMENTS	PER CASE		DISBURSEMENTS	PER CASE	DISBURSEMENTS	PER CASE
FELONY	220	220	102	102	322	68.32%	31.68%		
MISD.	433	433	95	95	528	82.01%	17.99%		
MH	39	39	1	1	40	97.50%	2.50%		
JUVENILE	32	32	7	7	39	82.05%	17.95%		
PAR./PROB	39	39	8	8	47	82.98%	17.02%		
TERM/ABUSE	12	12	156	156	168	7.14%	92.86%		
HABEAS/SC	0	0	4	4	4	0.00%	100.00%		
OTHER	31	31	2	2	33	93.94%	6.06%		
TOTAL	806	806	375	375	1,181	68.25%	31.75%		

	PDC DISBURSEMENTS	AC DISBURSEMENTS	TOTAL	%PDC	%AC
	\$587,508.93	\$303,288.76	\$890,797.69	65.95%	34.05%
AVG PDC COST PER CASE	\$728.92	\$808.77			

12TH CIRC CLOSED CASES/CLAIMS PAID

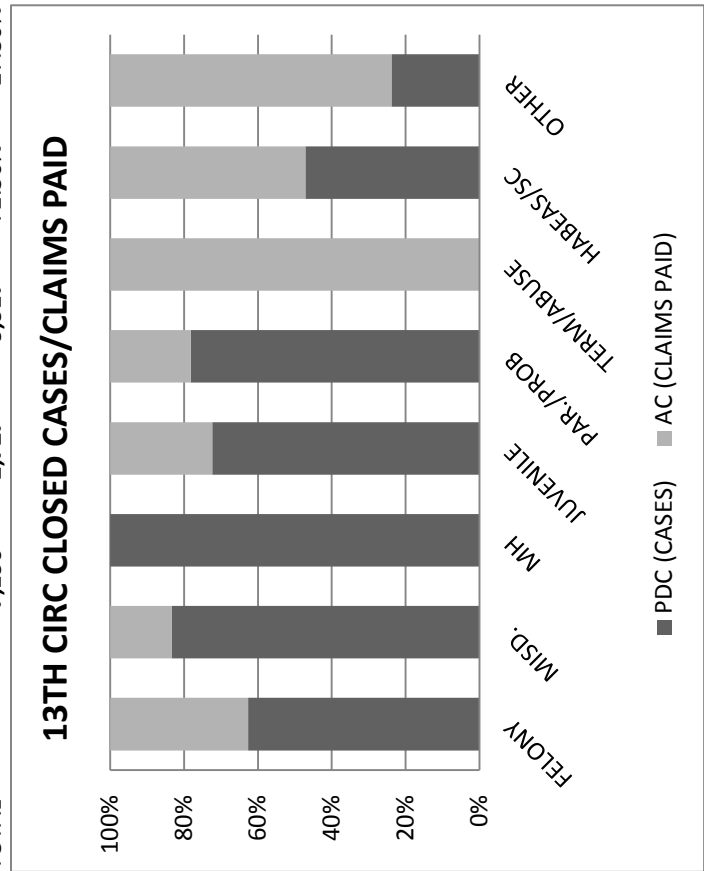
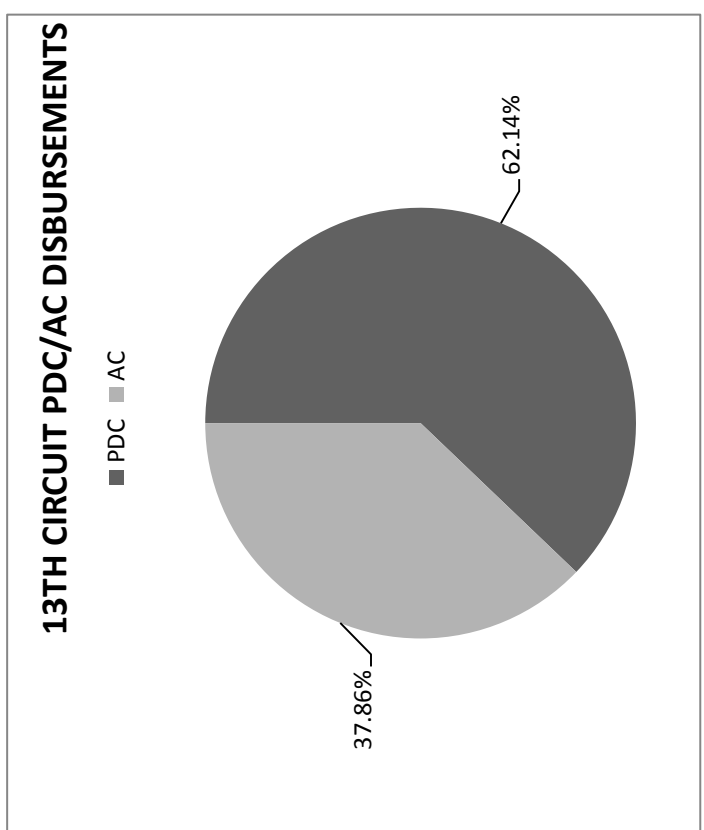


12TH CIRCUIT PDC/AC DISBURSEMENTS



**13TH CIRCUIT (KANAWHA COUNTY)
 PDC CASES OPENED COMPARED TO AC CLAIMS PAID FY 2011**

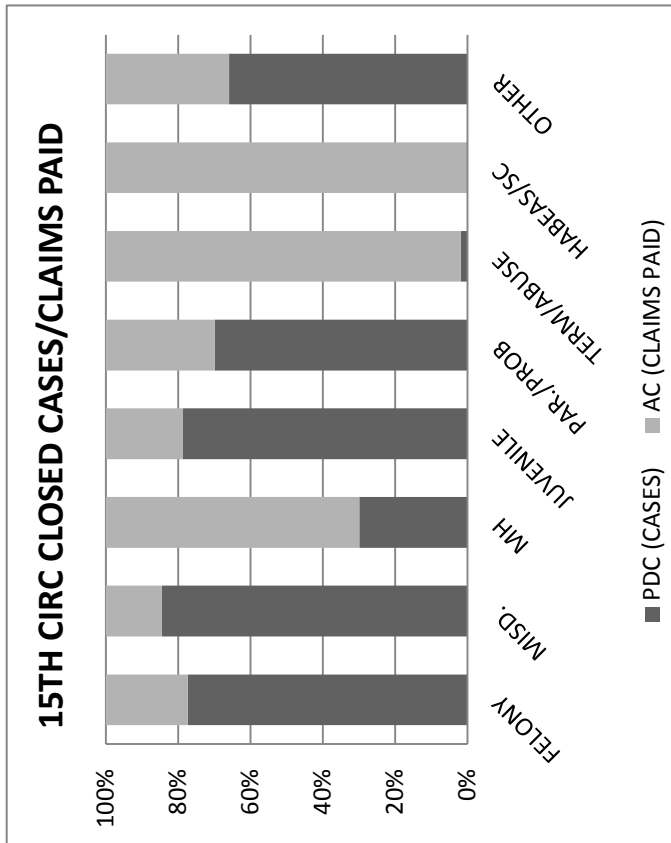
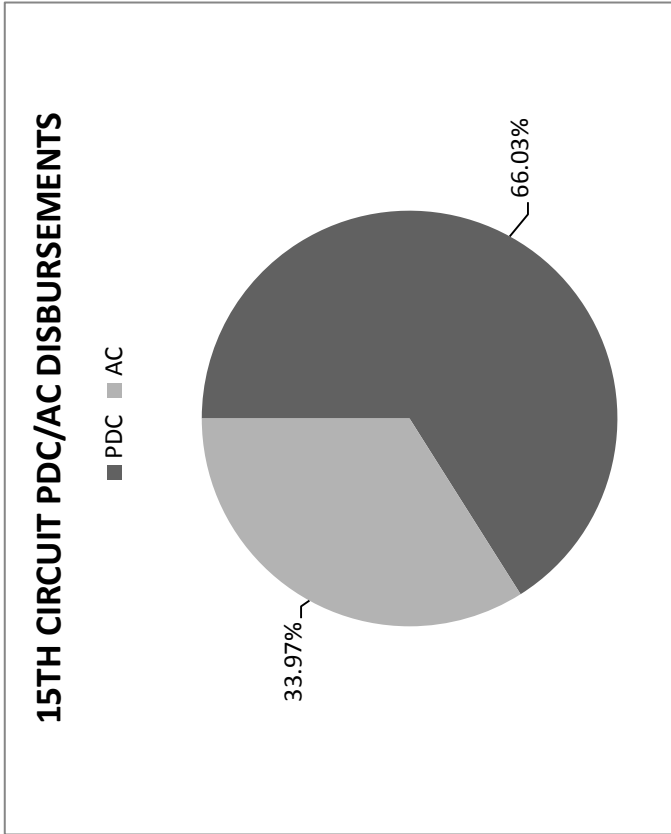
CASE TYPES	PDC		AC		TOTAL		%PDC		%AC	
	DISBURSEMENTS	PER CASE	DISBURSEMENTS	PER CASE						
FELONY	\$3,365,066.44	\$468.02	\$2,049,885.69	\$751.70	2,043	764	2,043	62.60%	2,043	37.40%
MISD.					4,647	777	4,647	83.28%	4,647	16.72%
MH					1,011	0	1,011	100.00%	0	0.00%
JUVENILE					890	246	890	72.36%	246	27.64%
PAR./PROB					343	75	343	78.13%	75	21.87%
TERM/ABUSE					573	0	573	100.00%	0	0.00%
HABEAS/SC					87	46	87	47.13%	46	52.87%
OTHER					323	246	323	23.84%	246	76.16%
TOTAL					9,917	2,727	9,917	72.50%	2,727	27.50%



**15TH CIRCUIT (HARRISON COUNTY)
 PDC CASES OPENED COMPARED TO AC CLAIMS PAID FY 2011**

CASE TYPES	PDC		AC		TOTAL		%PDC		%AC	
	DISBURSEMENTS	AC	DISBURSEMENTS	AC	DISBURSEMENTS	AC	DISBURSEMENTS	AC	DISBURSEMENTS	AC
FELONY	\$1,202,013.84	\$618,408.17	\$1,820,422.01	\$1,820,422.01	66.03%	33.97%				
MISD.										
MH										
JUVENILE										
PAR./PROB										
TERM/ABUSE										
HABEAS/SC										
OTHER										
TOTAL	\$1,202,013.84	\$618,408.17	\$1,820,422.01	\$1,820,422.01	66.03%	33.97%				

PDC		AC	
DISBURSEMENTS	AC	DISBURSEMENTS	AC
\$797.62	\$964.76		
PER CASE	PER CASE		
\$797.62	\$964.76		
AVG PDC COST	AVG AC COST		
PER CASE	PER CASE		

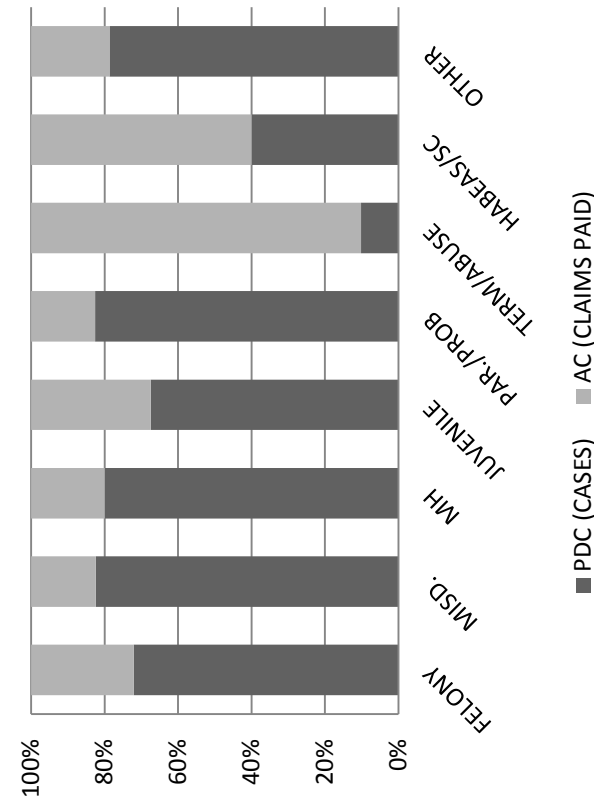


**18TH CIRCUIT (PRESTON COUNTY)
 PDC CASES OPENED COMPARED TO AC CLAIMS PAID FY 2011**

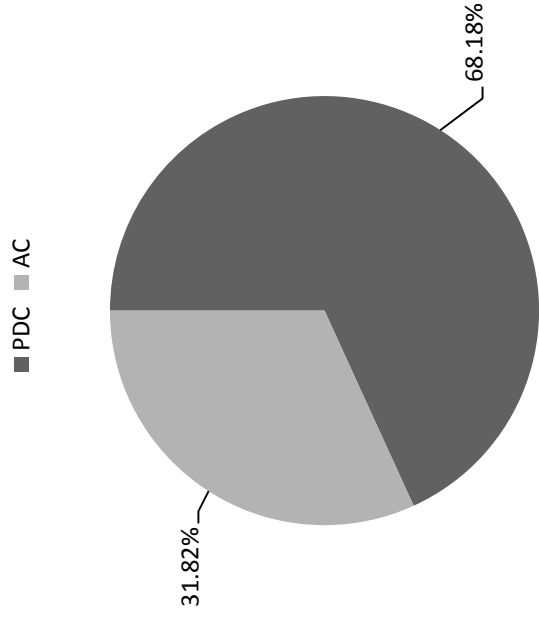
CASE TYPES	PDC		AC		TOTAL	%PDC		%AC	
	DISBURSEMENTS	AC	DISBURSEMENTS	AC		DISBURSEMENTS	AC	DISBURSEMENTS	AC
FELONY	\$485,380.94	\$226,558.47	\$711,939.41	68.18%	175	72.00%	28.00%		
MISD.					233	82.40%	17.60%		
MH					20	80.00%	20.00%		
JUVENILE					43	67.44%	32.56%		
PAR./PROB					23	82.61%	17.39%		
TERM/ABUSE					69	10.14%	89.86%		
HABEAS/SC					5	40.00%	60.00%		
OTHER					61	78.69%	21.31%		
TOTAL					629	69.79%	30.21%		

	AVG PDC COST PER CASE	AVG AC COST PER CASE
	\$1,105.65	\$1,192.41

18TH CIRC CLOSED CASES/CLAIMS PAID



18TH CIRCUIT PDC/AC DISBURSEMENTS

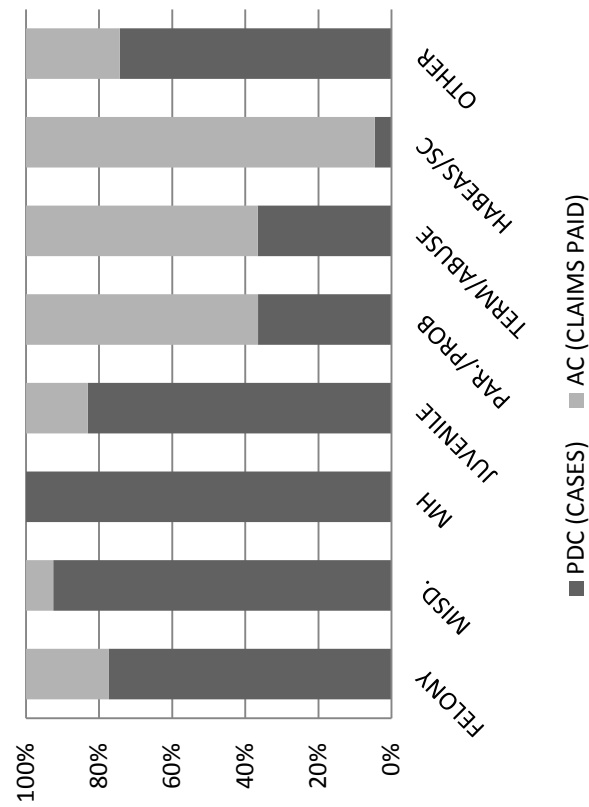


**23RD CIRCUIT (BERKELEY, JEFFERSON & MORGAN COUNTIES)
 PDC CASES OPENED COMPARED TO AC CLAIMS PAID FY 2011**

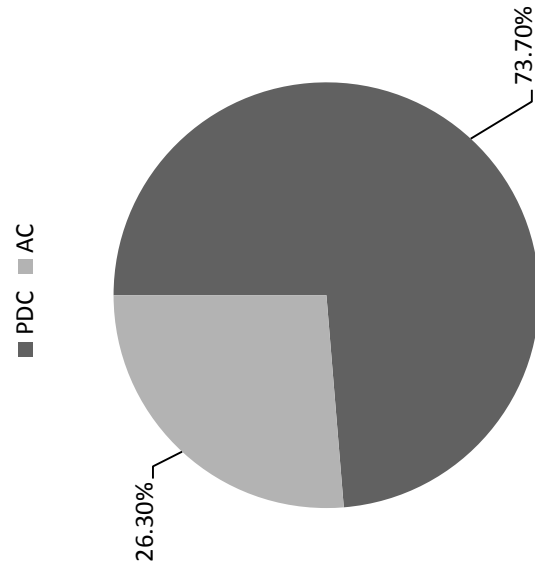
CASE TYPES	PDC		AC		TOTAL		%AC	
	PDC	AC	PDC	AC	PDC	AC	%PDC	%AC
FELONY	1,168	342	1,510	22.65%				
MISD.	2,413	194	2,607	7.44%				
MH	131	0	131	0.00%				
JUVENILE	373	76	449	16.93%				
PAR./PROB	19	33	52	63.46%				
TERM/ABUSE	142	246	388	63.40%				
HABEAS/SC	1	21	22	95.45%				
OTHER	58	20	78	25.64%				
TOTAL	4,305	932	5,237	17.80%				

	PDC	AC	TOTAL	%PDC	%AC
DISBURSEMENTS	\$2,856,507.66	\$1,019,422.54	\$3,875,930.20	73.70%	26.30%
AVG PDC COST PER CASE	\$663.53				
AVG AC COST PER CASE		\$1,093.80			

23RD CIRC CLOSED CASES/CLAIMS PAID



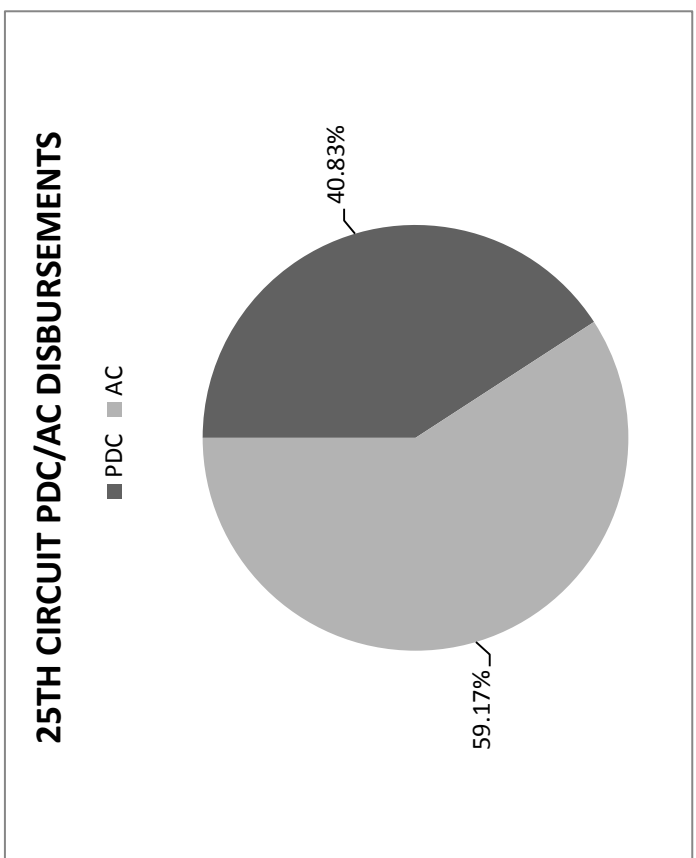
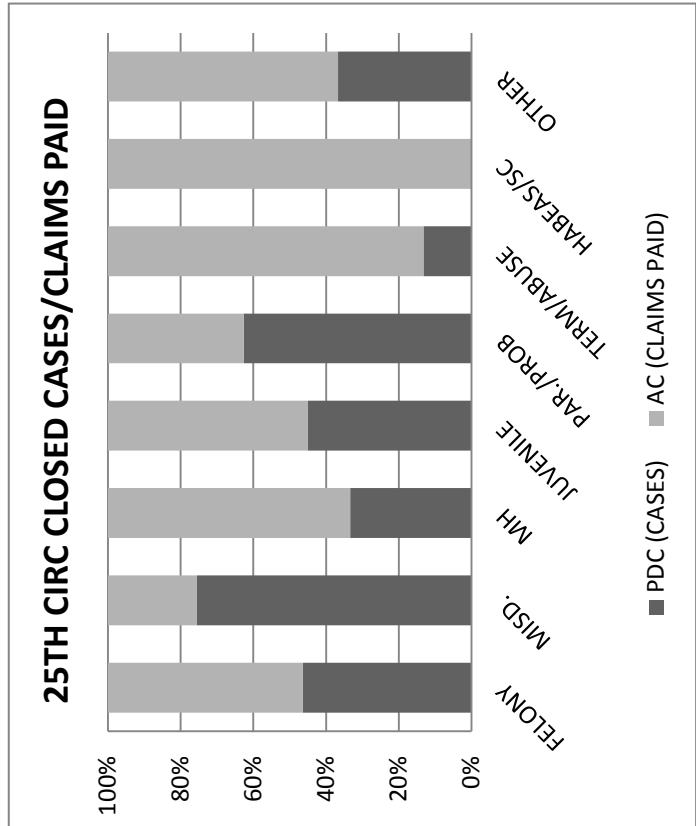
23RD CIRCUIT PDC/AC DISBURSEMENTS



**25TH CIRCUIT (BOONE & LINCOLN COUNTIES)
 PDC CASES OPENED COMPARED TO AC CLAIMS PAID FY 2011**

CASE TYPES	PDC	AC	TOTAL	%PDC	%AC
FELONY	250	289	539	46.38%	53.62%
MISD.	654	212	866	75.52%	24.48%
MH	57	114	171	33.33%	66.67%
JUVENILE	234	286	520	45.00%	55.00%
PAR./PROB	62	37	99	62.63%	37.37%
TERM/ABUSE	27	177	204	13.24%	86.76%
HABEAS/SC	0	16	16	0.00%	100.00%
OTHER	11	19	30	36.67%	63.33%
TOTAL	1,295	1,150	2,445	52.97%	47.03%

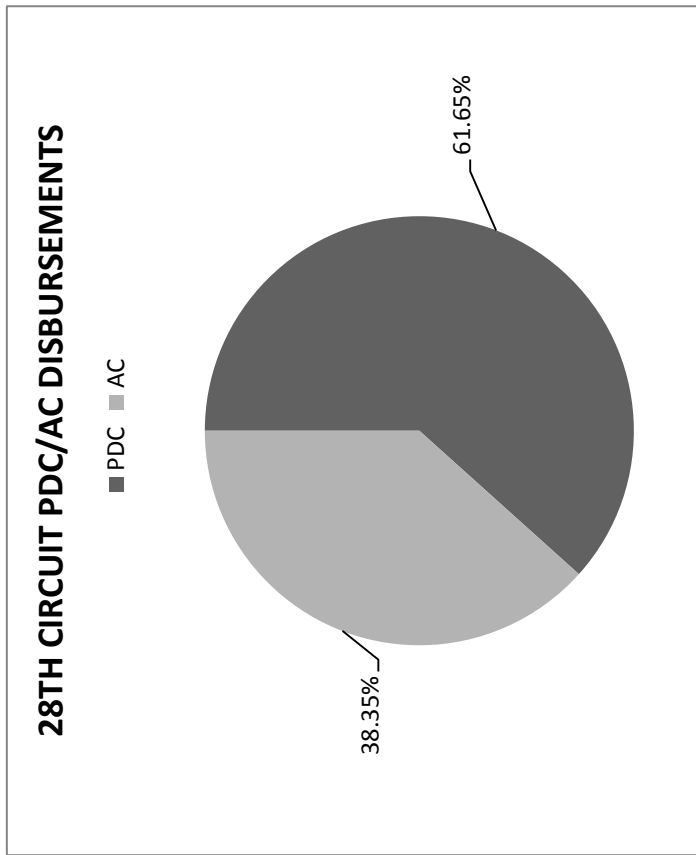
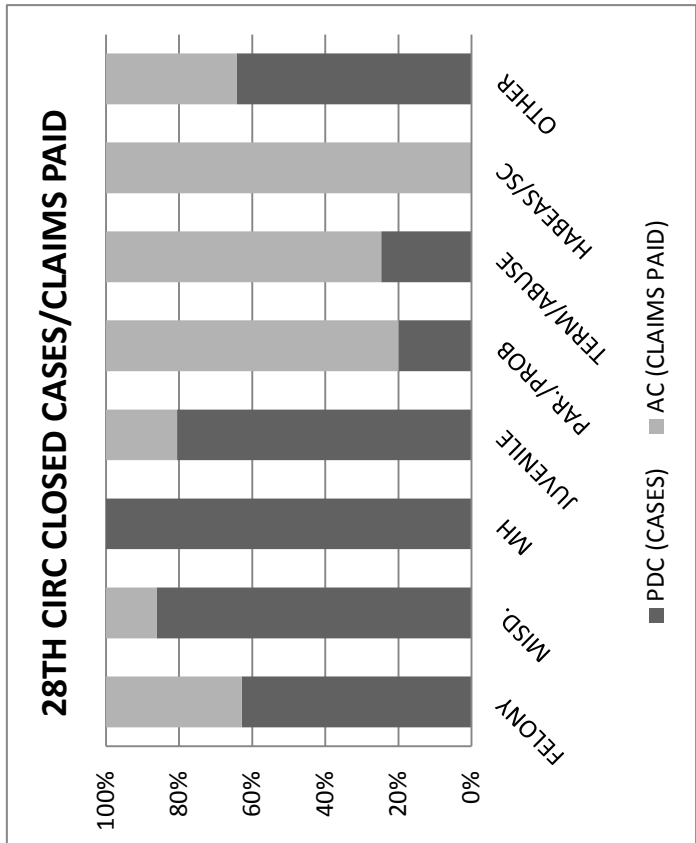
	PDC	AC	TOTAL	%PDC	%AC
DISBURSEMENTS	\$655,704.88	\$950,070.91	\$1,605,775.79	40.83%	59.17%
AVG PDC COST PER CASE	\$506.34				
AVG AC COST PER CASE		\$826.15			



**28TH CIRCUIT (NICHOLAS COUNTY)
 PDC CASES OPENED COMPARED TO AC CLAIMS PAID FY 2011**

CASE TYPES	PDC		AC		TOTAL	%PDC		%AC	
	DISBURSEMENTS	PER CASE	DISBURSEMENTS	PER CASE		DISBURSEMENTS	PER CASE	DISBURSEMENTS	PER CASE
FELONY	139	82	221	37.10%	221	62.90%	37.10%		
MISD.	292	47	339	13.86%	339	86.14%	13.86%		
MH	13	0	13	0.00%	13	100.00%	0.00%		
JUVENILE	62	15	77	19.48%	77	80.52%	19.48%		
PAR./PROB	2	8	10	80.00%	10	20.00%	80.00%		
TERM/ABUSE	42	128	170	75.29%	170	24.71%	75.29%		
HABEAS/SC	0	4	4	100.00%	4	0.00%	100.00%		
OTHER	9	5	14	35.71%	14	64.29%	35.71%		
TOTAL	559	289	848	34.08%	848	65.92%	34.08%		

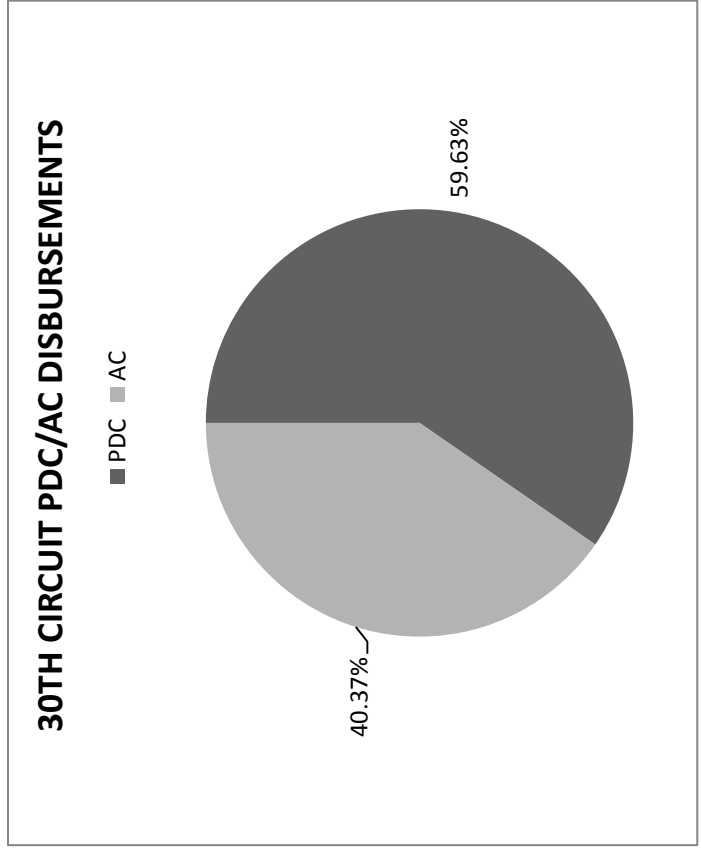
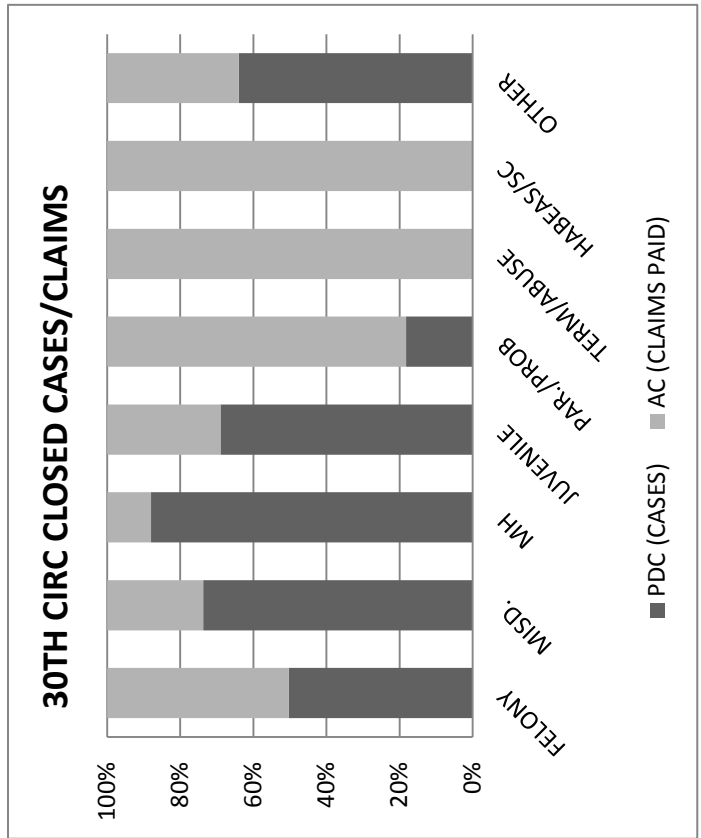
PDC		AC		TOTAL	%PDC	%AC
DISBURSEMENTS	PER CASE	DISBURSEMENTS	PER CASE			
\$381,569.96	\$682.59	\$237,334.21	\$821.23	\$618,904.17	61.65%	38.35%



**30TH CIRCUIT (MINGO COUNTY)
 PDC CASES OPENED COMPARED TO AC CLAIMS PAID FY 2011**

CASE TYPES	PDC		AC		TOTAL	%PDC	%AC
	DISBURSEMENTS	DISBURSEMENTS	DISBURSEMENTS	DISBURSEMENTS			
FELONY	153	151	304	50.33%	49.67%		
MISD.	238	85	323	73.68%	26.32%		
MH	44	6	50	88.00%	12.00%		
JUVENILE	40	18	58	68.97%	31.03%		
PAR./PROB	2	9	11	18.18%	81.82%		
TERM/ABUSE	0	131	131	0.00%	100.00%		
HABEAS/SC	0	9	9	0.00%	100.00%		
OTHER	32	18	50	64.00%	36.00%		
TOTAL	509	427	936	54.38%	45.62%		

PDC		AC	
DISBURSEMENTS	DISBURSEMENTS	TOTAL	%AC
\$610,471.92	\$413,226.66	\$1,023,698.58	59.63%
AVG PDC COST PER CASE	AVG AC COST PER CASE	\$967.74	40.37%

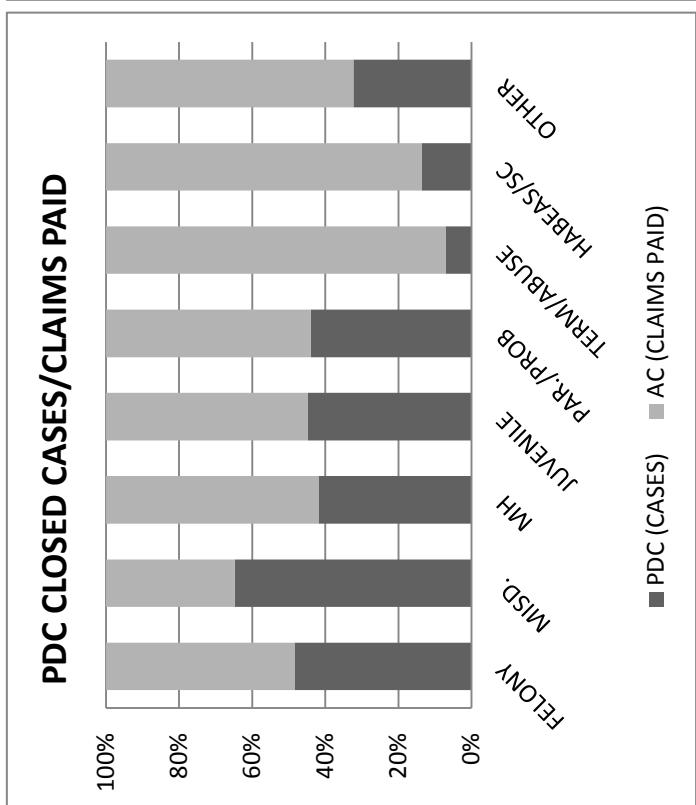
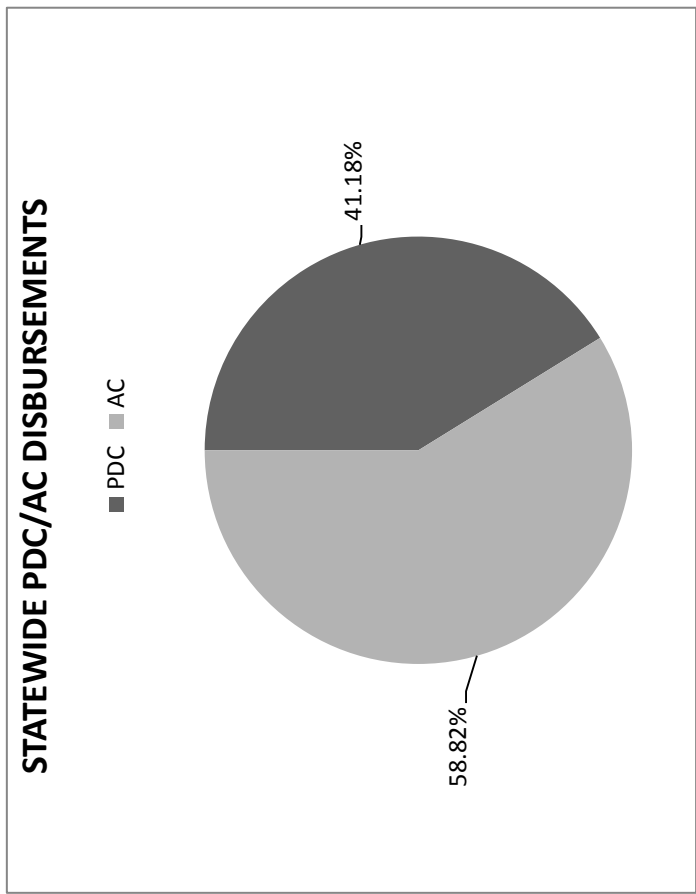


**STATISTICS FOR BOTH PDC AND APPOINTED COUNSEL STATEWIDE
 PDC CASES OPENED COMPARED TO AC CLAIMS PAID FY 2011**

CASE TYPES	PDC			AC		
	PDC	AC	TOTAL	%PDC	%AC	%TOTAL
FELONY	7,738	8,236	15,974	48.44%	51.56%	
MISD.	18,031	9,809	27,840	64.77%	35.23%	
MH	2,320	3,218	5,538	41.89%	58.11%	
JUVENILE	2,698	3,328	6,026	44.77%	55.23%	
PAR./PROB	964	1,231	2,195	43.92%	56.08%	
TERM/ABUSE	504	6,571	7,075	7.12%	92.88%	
HABEAS/SC	60	379	439	13.67%	86.33%	
OTHER	673	1,408	2,081	32.34%	67.66%	
TOTAL	32,988	34,180	67,168	49.11%	50.89%	

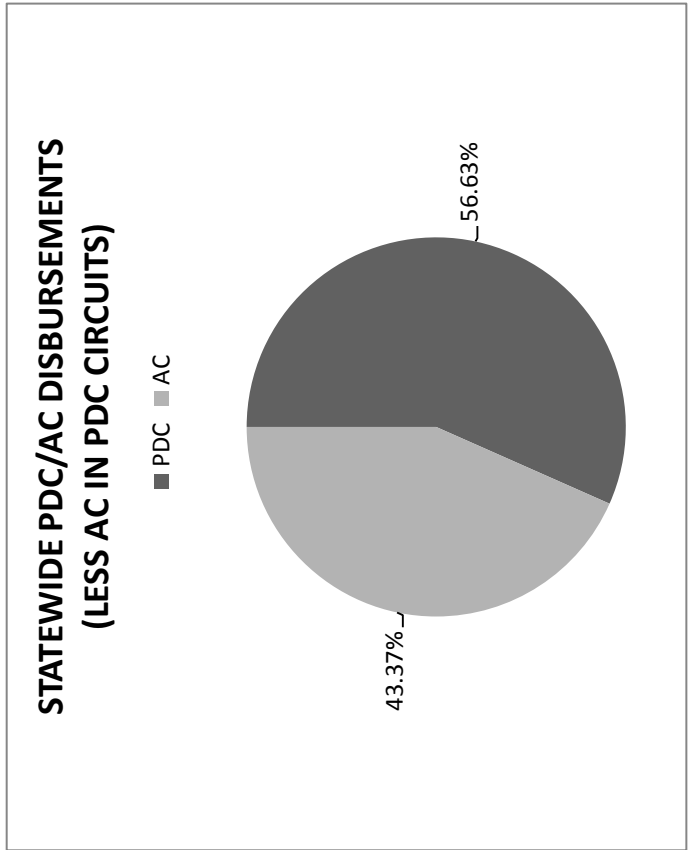
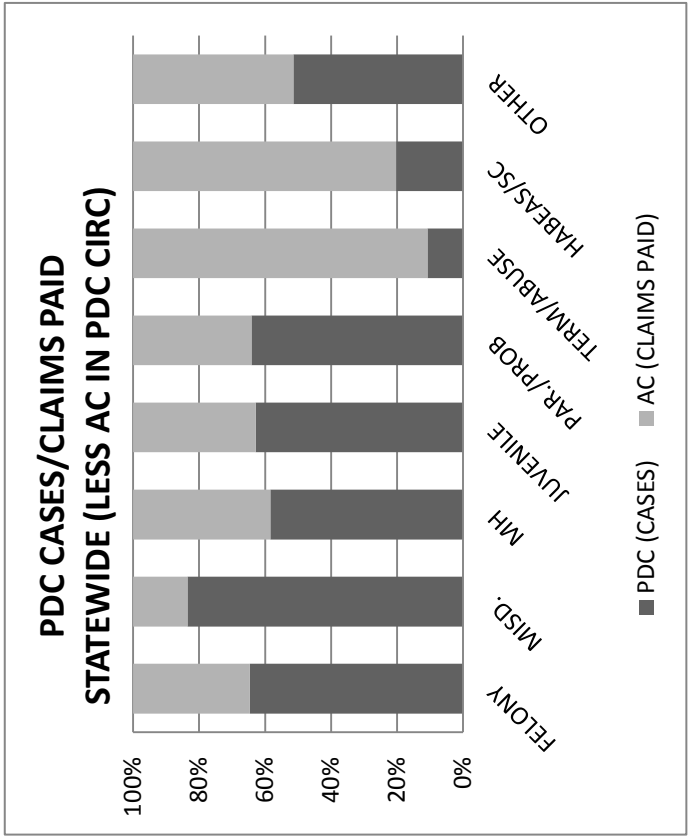
	PDC DISBURSEMENTS	AC DISBURSEMENTS	TOTAL	%PDC	%AC
	\$18,417,158.00	\$26,301,225.60	\$44,718,383.60	41.18%	58.82%

	AVG PDC COST PER CASE	AVG AC COST PER CASE
	\$558.30	\$769.49



**STATISTICS FOR BOTH PDC AND APPOINTED COUNSEL STATEWIDE (LESS AC CLAIMS IN PDC CIRCUITS)
 PDC CASES OPENED COMPARED TO AC CLAIMS PAID FY 2011**

CASE TYPES	PDC		AC		%PDC		%AC		PDC		AC		TOTAL	%PDC	%AC
	DISBURSEMENTS	DISBURSEMENTS	DISBURSEMENTS	DISBURSEMENTS	DISBURSEMENTS	DISBURSEMENTS	DISBURSEMENTS	DISBURSEMENTS	DISBURSEMENTS	DISBURSEMENTS	DISBURSEMENTS	DISBURSEMENTS			
FELONY	7,738	4,245	11,983	64.57%	35.43%	\$18,417,158.00	\$14,103,229.19	\$32,520,387.19	56.63%	43.37%					
MISD.	18,031	3,560	21,591	83.51%	16.49%										
MH	2,320	1,655	3,975	58.36%	41.64%										
JUVENILE	2,698	1,591	4,289	62.91%	37.09%										
PAR./PROB	964	540	1,504	64.10%	35.90%										
TERM/ABUSE	504	4,184	4,688	10.75%	89.25%										
HABEAS/SC	60	236	296	20.27%	79.73%										
OTHER	673	635	1,308	51.45%	48.55%										
TOTAL	32,988	16,646	49,634	66.46%	33.54%	\$558.30	\$847.24								



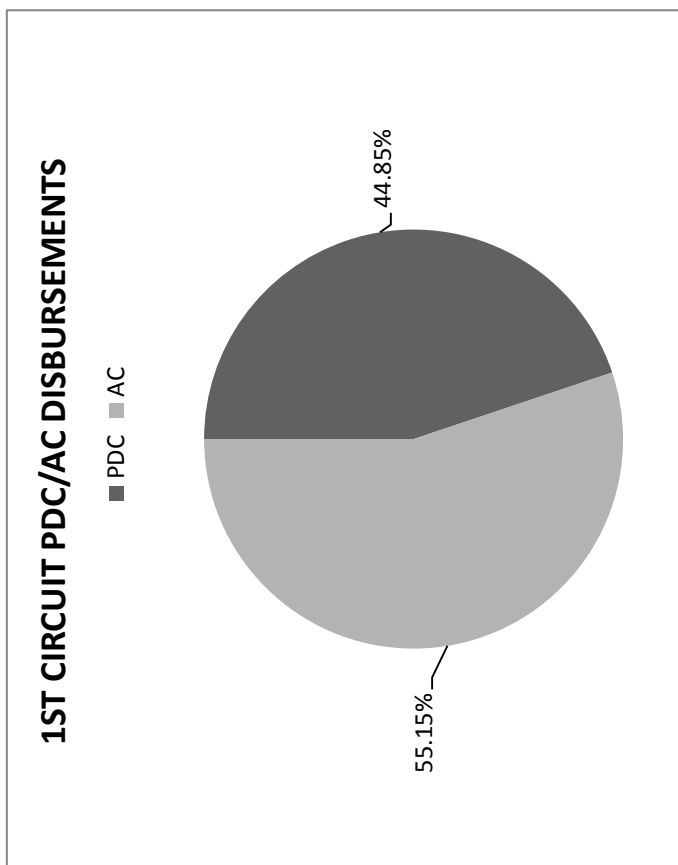
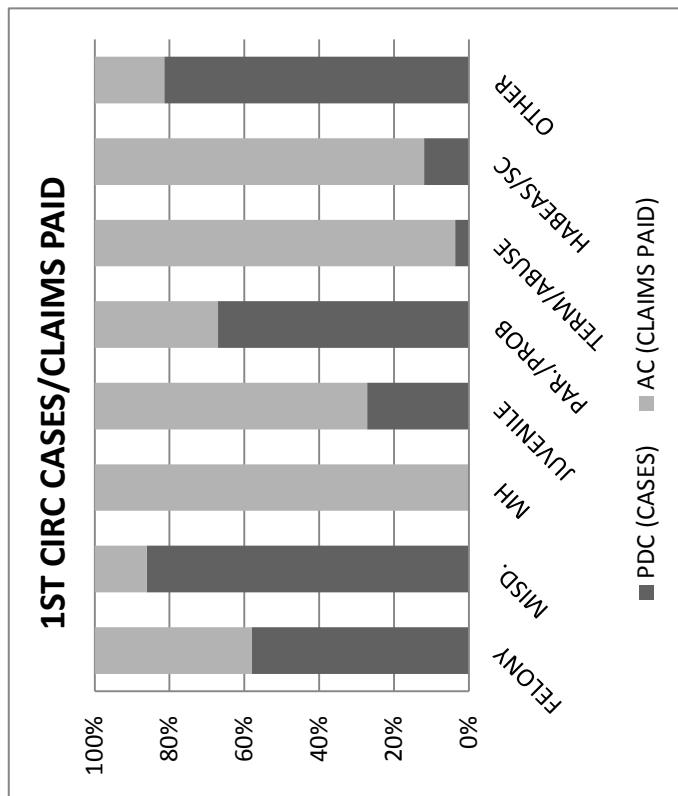
PD & AC COMPARISON OF CLOSED CASES

**1ST CIRCUIT (BROOKE, HANCOCK & OHIO COUNTIES)
 PDC CASES CLOSED COMPARED TO AC CLAIMS PAID FY 2011**

CASE TYPES	PDC		AC		TOTAL	%PDC		%AC	
	DISBURSEMENTS	AC	DISBURSEMENTS	AC		DISBURSEMENTS	AC	DISBURSEMENTS	AC
FELONY	\$1,233,153.84	\$1,516,381.82	\$282	389	671	57.97%	42.03%		
MISD.			192	1,192	1,384	86.13%	13.87%		
MH			428	0	428	0.00%	100.00%		
JUVENILE			131	49	180	27.22%	72.78%		
PAR./PROB			27	55	82	67.07%	32.93%		
TERM/ABUSE			367	14	381	3.67%	96.33%		
HABEAS/SC			22	3	25	12.00%	88.00%		
OTHER			24	105	129	81.40%	18.60%		
TOTAL	\$1,233,153.84	\$1,516,381.82	1,473	1,807	3,280	55.09%	44.91%		

	AVG PDC COST PER CASE	AVG AC COST PER CASE
	\$682.43	\$1,029.45

	TOTAL	%PDC	%AC
	\$2,749,535.66	44.85%	55.15%

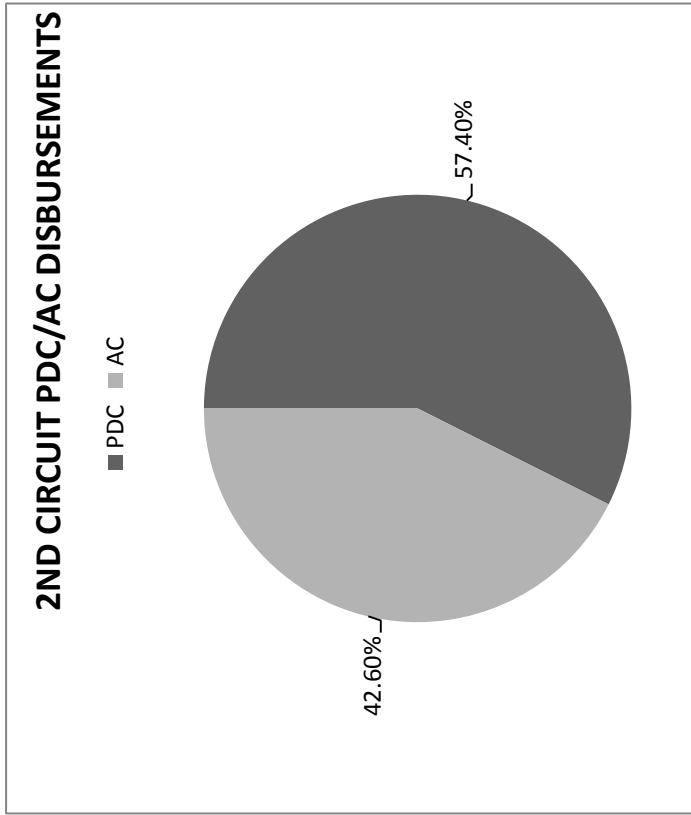
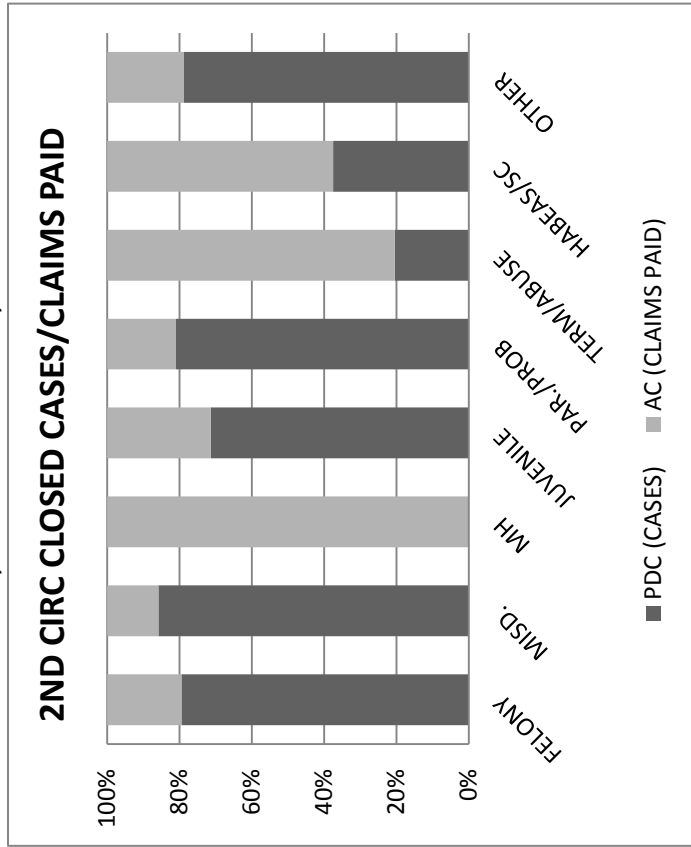


**2ND CIRCUIT (MARSHALL, TYLER & WETZEL COUNTIES)
 PDC CASES CLOSED COMPARED TO AC CLAIMS PAID FY 2011**

CASE TYPES	PDC	AC	TOTAL	%PDC	%AC
FELONY	325	84	409	79.46%	20.54%
MISD.	497	82	579	85.84%	14.16%
MH	0	225	225	0.00%	100.00%
JUVENILE	132	53	185	71.35%	28.65%
PAR./PROB	68	16	84	80.95%	19.05%
TERM/ABUSE	27	105	132	20.45%	79.55%
HABEAS/SC	3	5	8	37.50%	62.50%
OTHER	26	7	33	78.79%	21.21%
TOTAL	1,078	577	1,655	65.14%	34.86%

	PDC DISBURSEMENTS	AC DISBURSEMENTS	TOTAL	%PDC	%AC
	\$563,845.93	\$418,392.92	\$982,238.85	57.40%	42.60%

	AVG PDC COST PER CASE	AVG AC COST PER CASE
	\$523.05	\$725.12



5TH CIRCUIT (CALHOUN, JACKSON, MASON & ROANE COUNTIES)

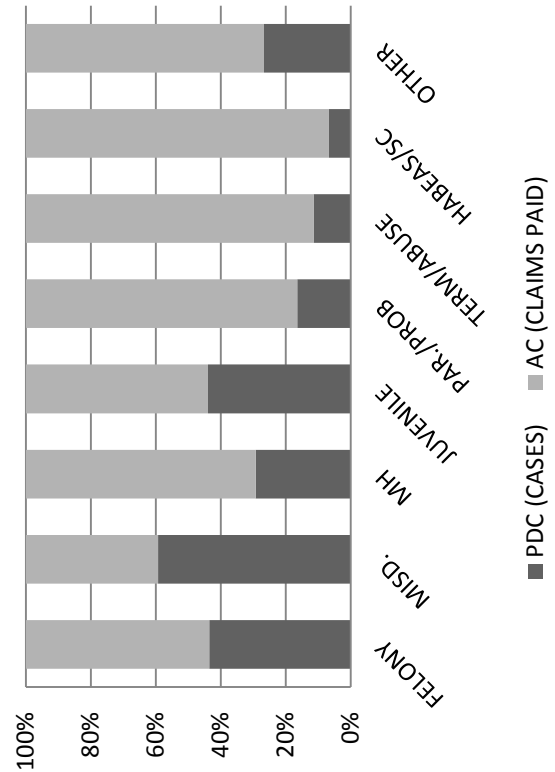
PDC CASES CLOSED COMPARED TO AC CLAIMS PAID FY 2011

*A Circuit Court order prohibits PDC work in Mason County. All indigent work is performed by Appointed Counsel

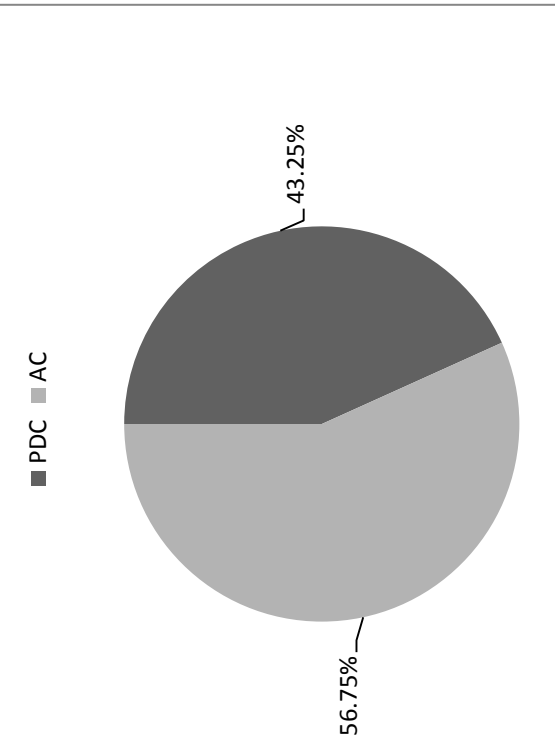
CASE TYPES	PDC		AC		TOTAL	DISBURSEMENTS		TOTAL	%AC	
	PDC	AC	DISBURSEMENTS	%PDC		DISBURSEMENTS	%AC			
FELONY	245	318	\$798,477.90	43.52%	563	\$1,047,644.64	43.25%	\$1,846,122.54	43.25%	56.75%
MISD.	556	381		59.34%	937					
MH	52	126		29.21%	178					
JUVENILE	65	83		43.92%	148					
PAR./PROB	12	61		16.44%	73					
TERM/ABUSE	46	357		11.41%	403					
HABEAS/SC	1	14		6.67%	15					
OTHER	12	33		26.67%	45					
TOTAL	989	1,373		41.87%	2,362					58.13%

	AVG PDC COST PER CASE	AVG AC COST PER CASE
	\$807.36	\$763.03

5TH CIRC CLOSED CASES/CLAIMS PAID



5TH CIRCUIT PDC/AC DISBURSEMENTS



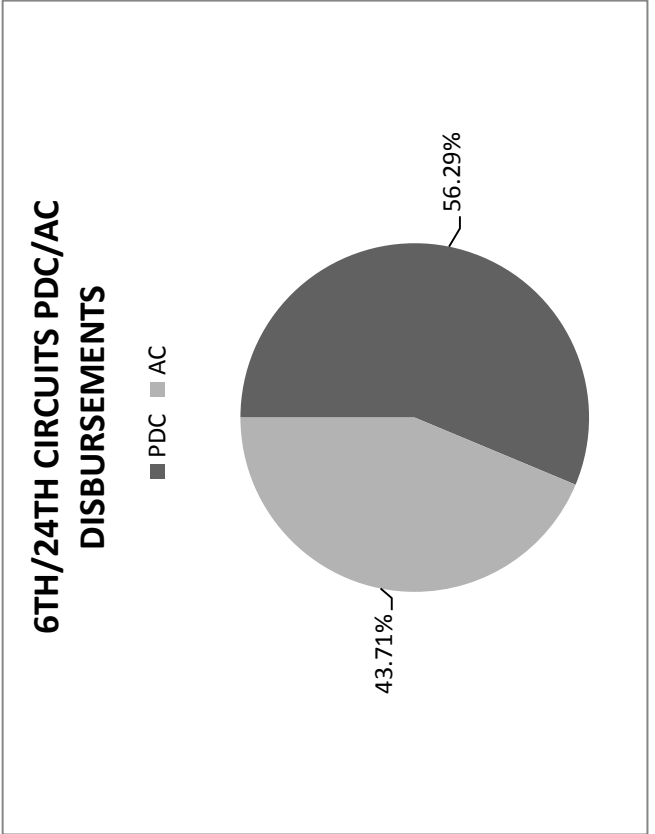
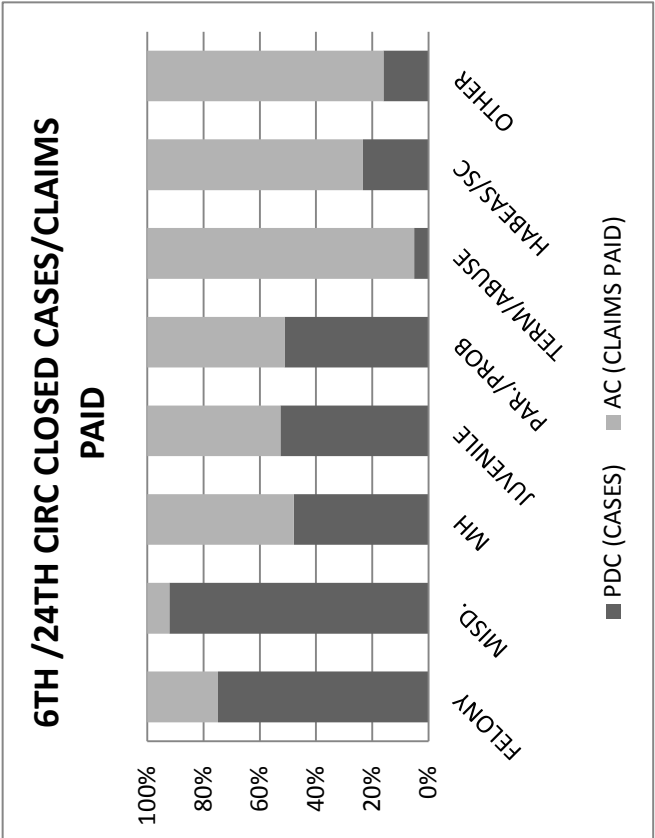
6TH CIRCUIT and 24TH CIRCUIT (CABELL & WAYNE COUNTIES)

PDC CASES CLOSED COMPARED TO AC CLAIMS PAID FY 2011

*The 6th/24th Circuits operate under one Public Defender Corporation. AC figures include both Cabell and Wayne Counties

CASE TYPES	PDC			AC		
	PDC	AC	TOTAL	%PDC	%AC	%TOTAL
FELONY	1,654	555	2,209	74.88%	25.12%	
MISD.	3,093	261	3,354	92.22%	7.78%	
MH	535	582	1,117	47.90%	52.10%	
JUVENILE	346	311	657	52.66%	47.34%	
PAR./PROB	123	117	240	51.25%	48.75%	
TERM/ABUSE	23	429	452	5.09%	94.91%	
HABEAS/SC	7	23	30	23.33%	76.67%	
OTHER	17	89	106	16.04%	83.96%	
TOTAL	5,798	2,367	8,165	71.01%	28.99%	

	PDC		AC	
	DISBURSEMENTS	%PDC	DISBURSEMENTS	%AC
	\$1,935,366.77	56.29%	\$1,502,692.29	43.71%
AVG PDC COST PER CASE	\$333.80		AVG AC COST PER CASE	\$634.85
TOTAL	\$3,438,059.06		\$3,438,059.06	

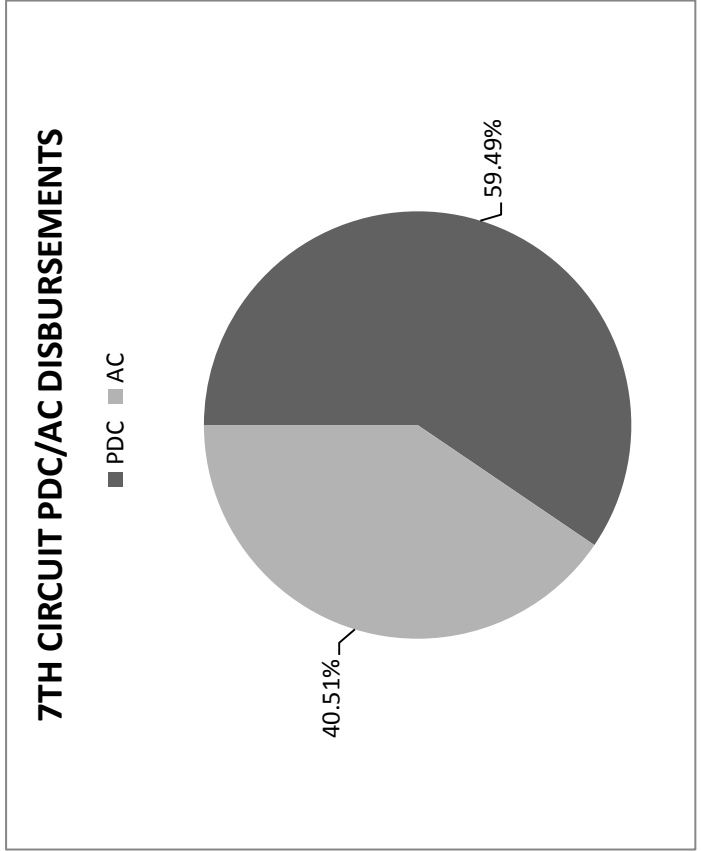
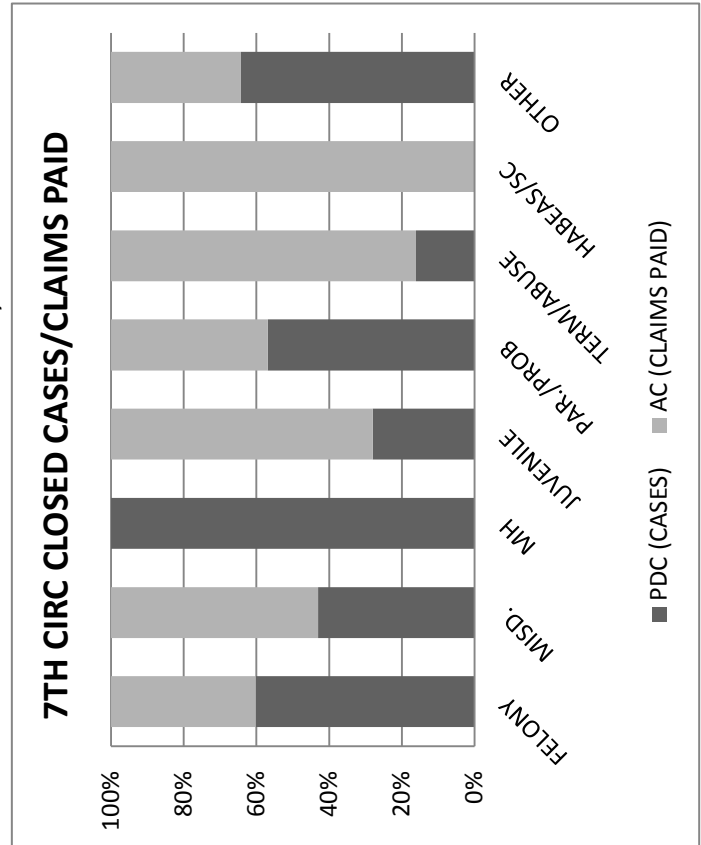


**7TH CIRCUIT (LOGAN COUNTY)
 PDC CASES CLOSED COMPARED TO AC CLAIMS PAID FY 2011**

CASE TYPES	PDC	AC	TOTAL	%PDC	%AC
FELONY	242	160	402	60.20%	39.80%
MISD.	255	337	592	43.07%	56.93%
MH	49	0	49	100.00%	0.00%
JUVENILE	54	139	193	27.98%	72.02%
PAR./PROB	29	22	51	56.86%	43.14%
TERM/ABUSE	30	156	186	16.13%	83.87%
HABEAS/SC	0	4	4	0.00%	100.00%
OTHER	27	15	42	64.29%	35.71%
TOTAL	686	833	1,519	45.16%	54.84%

	PDC DISBURSEMENTS	AC DISBURSEMENTS	TOTAL	%PDC	%AC
	\$698,037.92	\$475,277.39	\$1,173,315.31	59.49%	40.51%

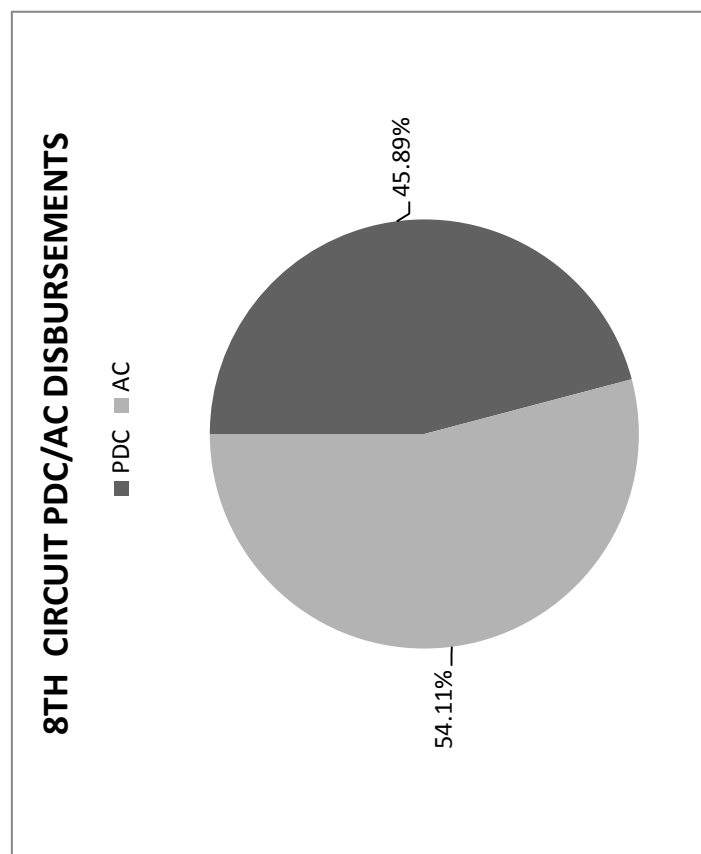
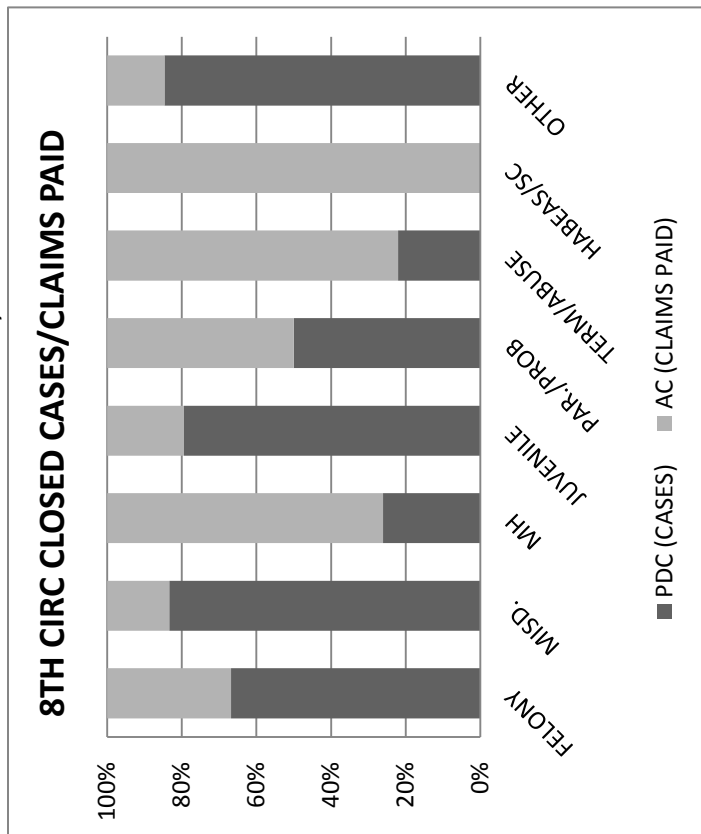
	AVG PDC COST PER CASE	AVG AC COST PER CASE
	\$1,017.55	\$570.56



**8TH CIRCUIT (MCDOWELL COUNTY)
 PDC CASES CLOSED COMPARED TO AC CLAIMS PAID FY 2011**

CASE TYPES	PDC	AC	TOTAL	%PDC	%AC
FELONY	173	86	259	66.80%	33.20%
MISD.	605	121	726	83.33%	16.67%
MH	6	17	23	26.09%	73.91%
JUVENILE	81	21	102	79.41%	20.59%
PAR./PROB	1	1	2	50.00%	50.00%
TERM/ABUSE	22	78	100	22.00%	78.00%
HABEAS/SC	0	8	8	0.00%	100.00%
OTHER	33	6	39	84.62%	15.38%
TOTAL	921	338	1,259	73.15%	26.85%

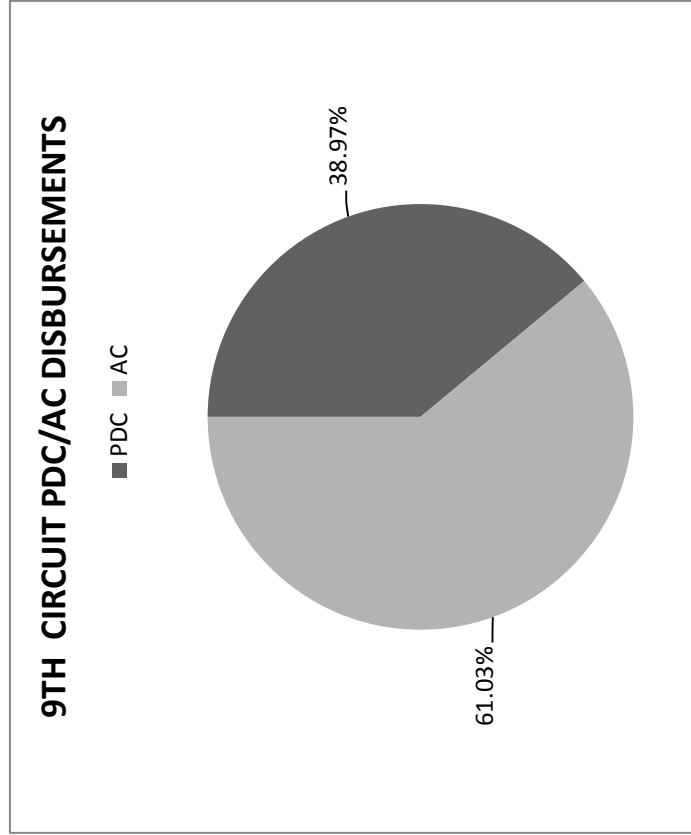
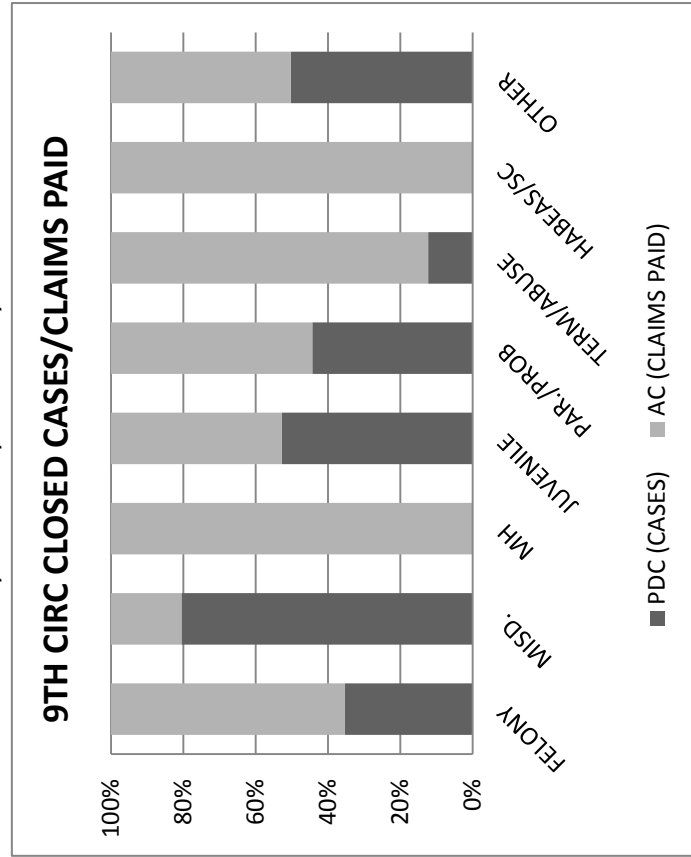
	PDC	AC	TOTAL	%PDC	%AC
DISBURSEMENTS	\$353,747.94	\$417,094.60	\$770,842.54	45.89%	54.11%
AVG PDC COST PER CASE	\$384.09	\$1,234.01			
AVG AC COST PER CASE					



**9TH CIRCUIT (MERCER COUNTY)
 PDC CASES CLOSED COMPARED TO AC CLAIMS PAID FY 2011**

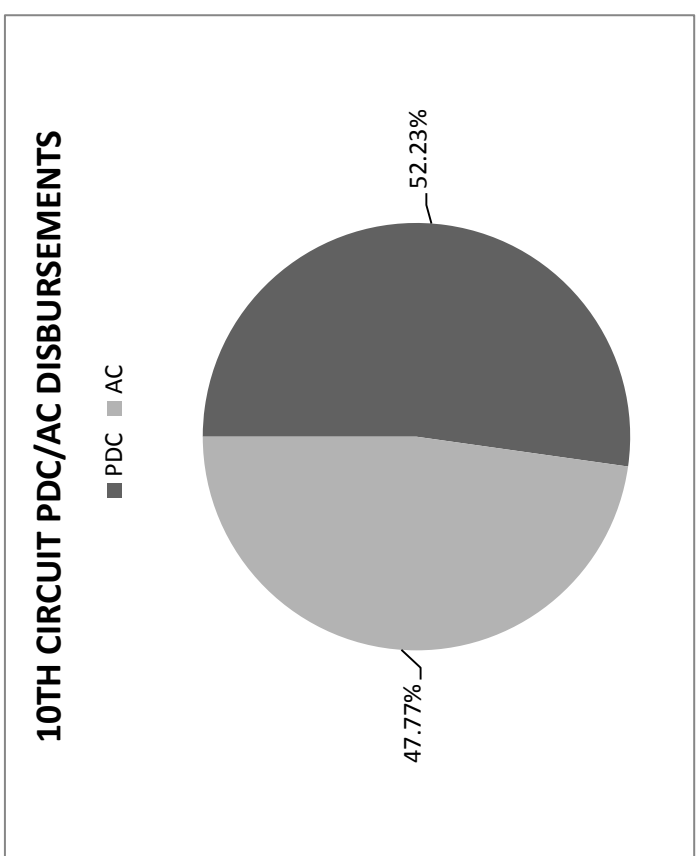
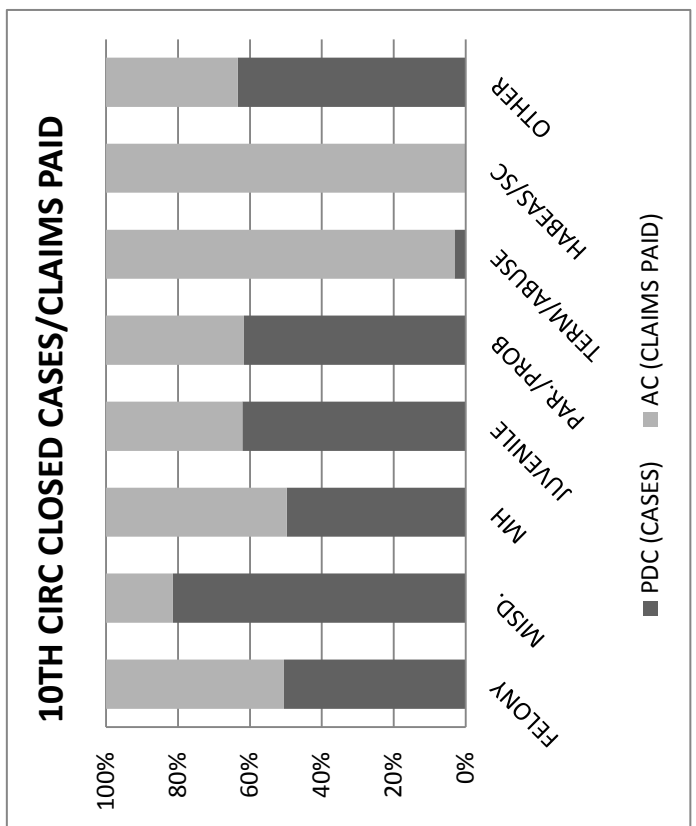
CASE TYPES	PDC			AC		
	DISBURSEMENTS	%PDC	%AC	DISBURSEMENTS	%PDC	%AC
FELONY	\$1,046,173.87	35.33%	64.67%	\$1,638,052.19	38.97%	61.03%
MISD.		80.53%	19.47%			
MH		0.00%	100.00%			
JUVENILE		52.73%	47.27%			
PAR./PROB		44.34%	55.66%			
TERM/ABUSE		12.28%	87.72%			
HABEAS/SC		0.00%	100.00%			
OTHER		50.28%	49.72%			
TOTAL	\$1,046,173.87	35.33%	64.67%	\$1,638,052.19	38.97%	61.03%

	PDC	AC
AVG PDC COST PER CASE	\$538.71	\$1,018.06
AVG AC COST PER CASE		



**10TH CIRCUIT (RALEIGH COUNTY)
 PDC CASES CLOSED COMPARED TO AC CLAIMS PAID FY 2011**

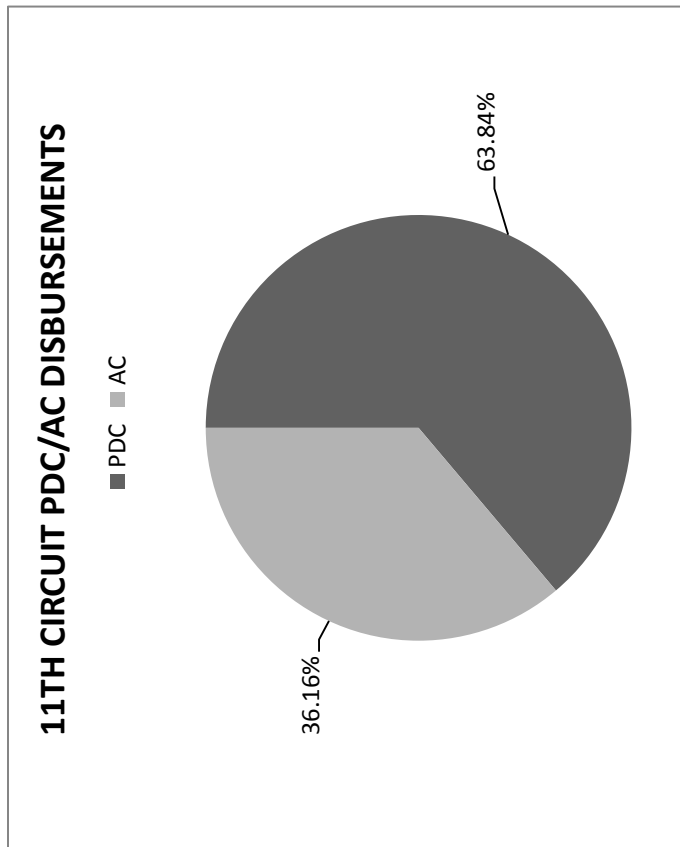
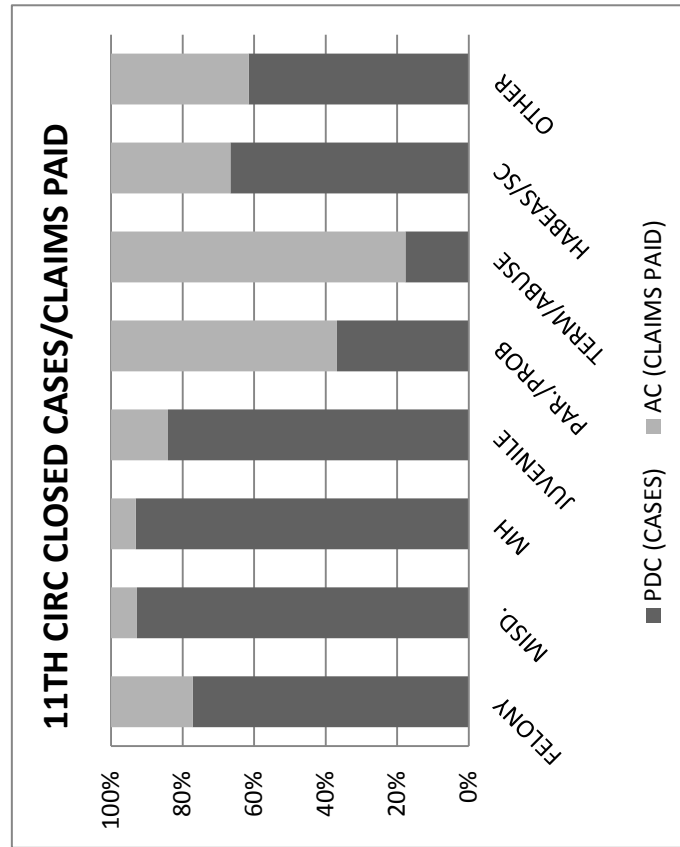
CASE TYPES	PDC		AC		TOTAL	%PDC		%AC	
	DISBURSEMENTS	PER CASE	DISBURSEMENTS	PER CASE		DISBURSEMENTS	PER CASE	DISBURSEMENTS	PER CASE
FELONY	\$971,279.34	\$412.43	\$888,323.36	\$850.88	1,859,602.70	52.23%	47.77%	52.23%	47.77%
MISD.									
MH									
JUVENILE									
PAR./PROB									
TERM/ABUSE									
HABEAS/SC									
OTHER									
TOTAL	\$971,279.34	\$412.43	\$888,323.36	\$850.88	\$1,859,602.70	52.23%	47.77%	52.23%	47.77%



**11TH CIRCUIT (GREENBRIER & POCAHONTAS COUNTIES)
 PDC CASES CLOSED COMPARED TO AC CLAIMS PAID FY 2011**

CASE TYPES	PDC	AC	TOTAL	%PDC	%AC
FELONY	223	66	289	77.16%	22.84%
MISD.	564	44	608	92.76%	7.24%
MH	189	14	203	93.10%	6.90%
JUVENILE	74	14	88	84.09%	15.91%
PAR./PROB	7	12	19	36.84%	63.16%
TERM/ABUSE	28	130	158	17.72%	82.28%
HABEAS/SC	2	1	3	66.67%	33.33%
OTHER	32	20	52	61.54%	38.46%
TOTAL	1119	301	1420	78.80%	21.20%

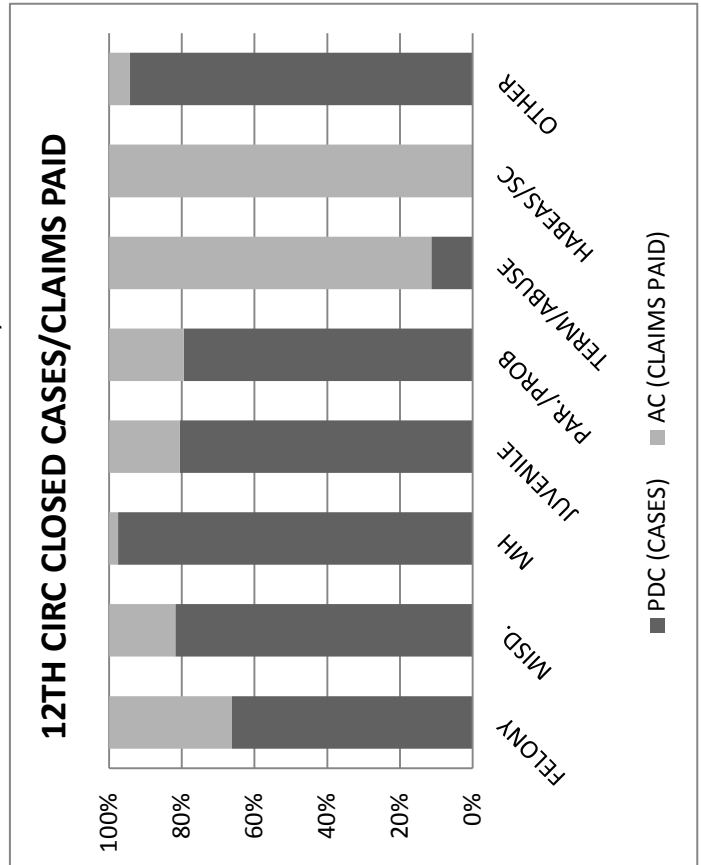
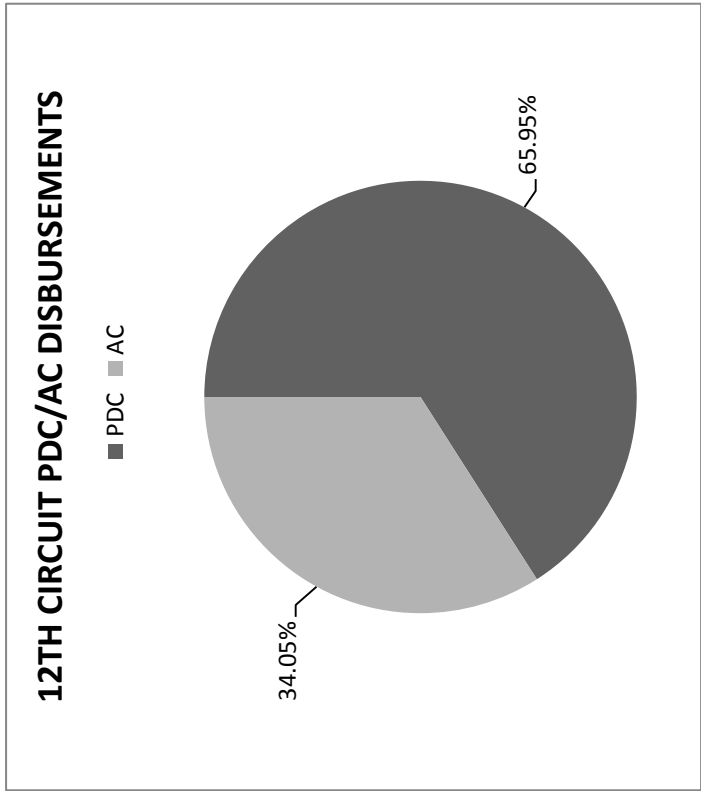
	PDC DISBURSEMENTS	AC DISBURSEMENTS	TOTAL	%PDC	%AC
	\$672,849.92	\$381,174.57	\$1,054,024.49	63.84%	36.16%
AVG PDC COST PER CASE	\$601.30	AVG AC COST PER CASE	\$1,266.36		



**12TH CIRCUIT (FAYETTE COUNTY)
 PDC CASES CLOSED COMPARED TO AC CLAIMS PAID FY 2011**

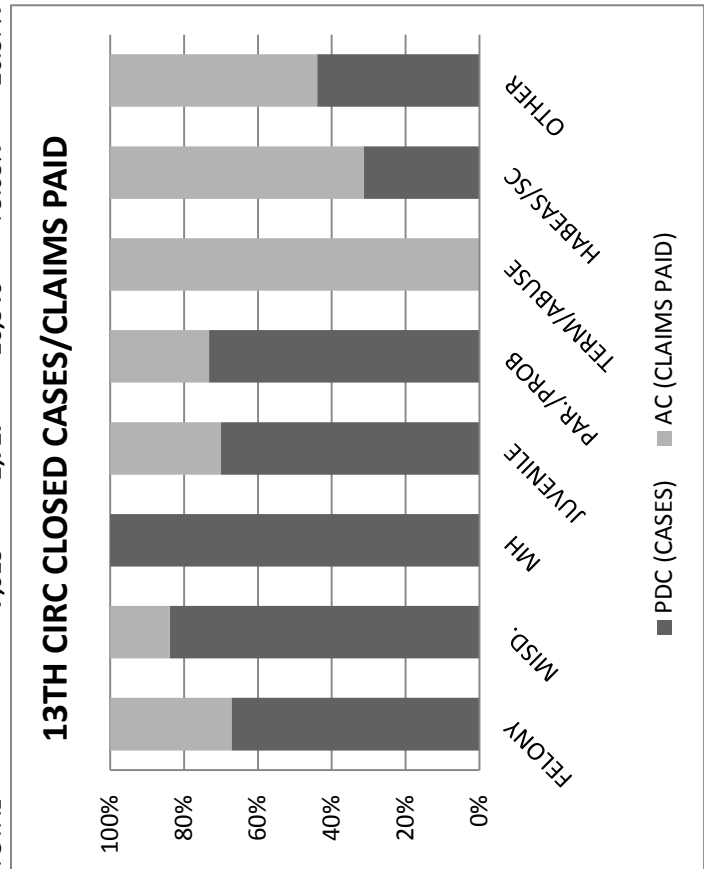
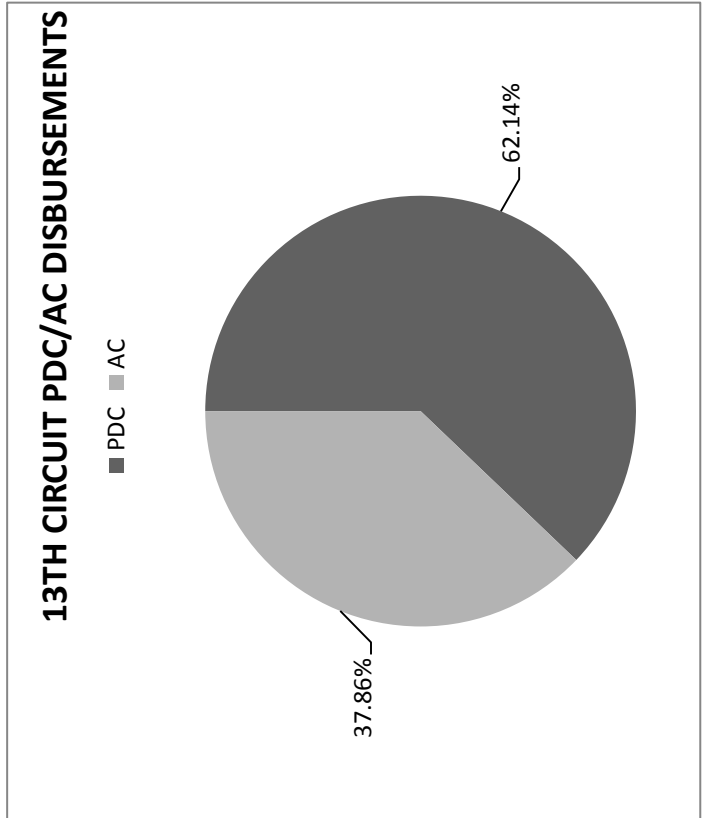
CASE TYPES	PDC	AC	TOTAL	%PDC	%AC
FELONY	200	102	302	66.23%	33.77%
MISD.	426	95	521	81.77%	18.23%
MH	40	1	41	97.56%	2.44%
JUVENILE	29	7	36	80.56%	19.44%
PAR./PROB	31	8	39	79.49%	20.51%
TERM/ABUSE	20	156	176	11.36%	88.64%
HABEAS/SC	0	4	4	0.00%	100.00%
OTHER	33	2	35	94.29%	5.71%
TOTAL	779	375	1,154	67.50%	32.50%

	PDC	AC	TOTAL	%PDC	%AC
DISBURSEMENTS	\$587,508.93	\$303,288.76	\$890,797.69	65.95%	34.05%
AVG PDC COST PER CASE	\$754.18	AVG AC COST PER CASE	\$808.77		



**13TH CIRCUIT (KANAWHA COUNTY)
 PDC CASES CLOSED COMPARED TO AC CLAIMS PAID FY 2011**

CASE TYPES	PDC			AC			TOTAL			%PDC			%AC		
	DISBURSEMENTS	PER CASE	AVG PDC COST	DISBURSEMENTS	PER CASE	AVG AC COST	DISBURSEMENTS	PER CASE	AVG AC COST	DISBURSEMENTS	PER CASE	AVG AC COST	DISBURSEMENTS	PER CASE	AVG AC COST
FELONY	\$3,365,066.44	\$442.02	\$442.02	\$2,049,885.69	\$751.70	\$751.70	\$5,414,952.13	\$751.70	\$751.70	62.14%	37.86%	37.86%	62.14%	37.86%	37.86%
MISD.															
MH															
JUVENILE															
PAR./PROB															
TERM/ABUSE															
HABEAS/SC															
OTHER															
TOTAL	\$3,365,066.44	\$442.02	\$442.02	\$2,049,885.69	\$751.70	\$751.70	\$5,414,952.13	\$751.70	\$751.70	62.14%	37.86%	37.86%	62.14%	37.86%	37.86%

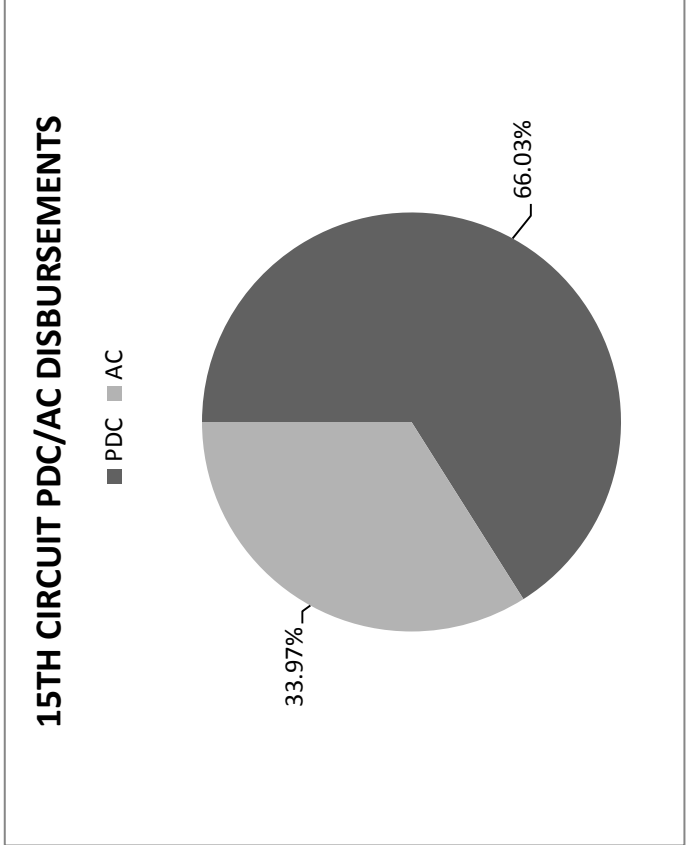
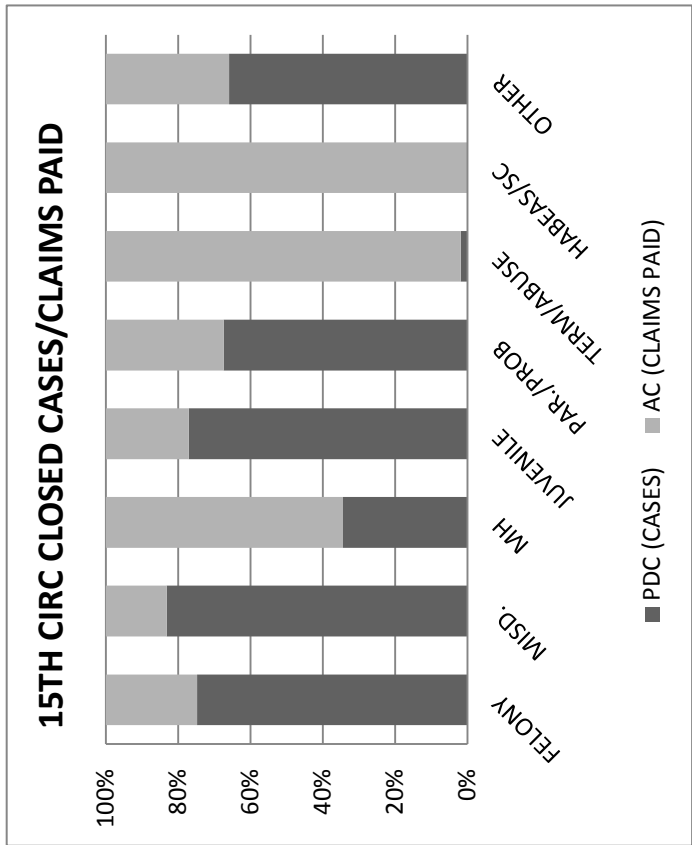


**15TH CIRCUIT (HARRISON COUNTY)
 PDC CASES CLOSED COMPARED TO AC CLAIMS PAID FY 2011**

CASE TYPES	PDC		AC		TOTAL	%PDC		%AC	
	DISBURSEMENTS	AC	DISBURSEMENTS	AC		DISBURSEMENTS	AC	DISBURSEMENTS	AC
FELONY	296	100	396	74.75%	25.25%				
MISD.	747	151	898	83.18%	16.82%				
MH	32	61	93	34.41%	65.59%				
JUVENILE	198	59	257	77.04%	22.96%				
PAR./PROB	58	28	86	67.44%	32.56%				
TERM/ABUSE	4	211	215	1.86%	98.14%				
HABEAS/SC	0	16	16	0.00%	100.00%				
OTHER	29	15	44	65.91%	34.09%				
TOTAL	1,364	641	2,005	68.03%	31.97%				

	PDC	AC
DISBURSEMENTS	\$1,202,013.84	\$618,408.17
TOTAL	\$1,820,422.01	\$1,820,422.01
%PDC	66.03%	33.97%

	PDC	AC
AVG PDC COST PER CASE	\$881.24	\$964.76
AVG AC COST PER CASE		

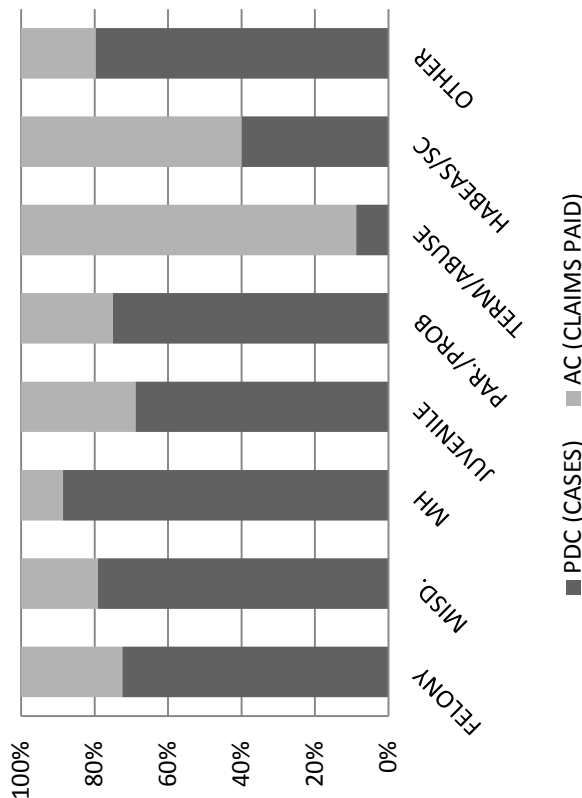


**18TH CIRCUIT (PRESTON COUNTY)
 PDC CASES CLOSED COMPARED TO AC CLAIMS PAID FY 2011**

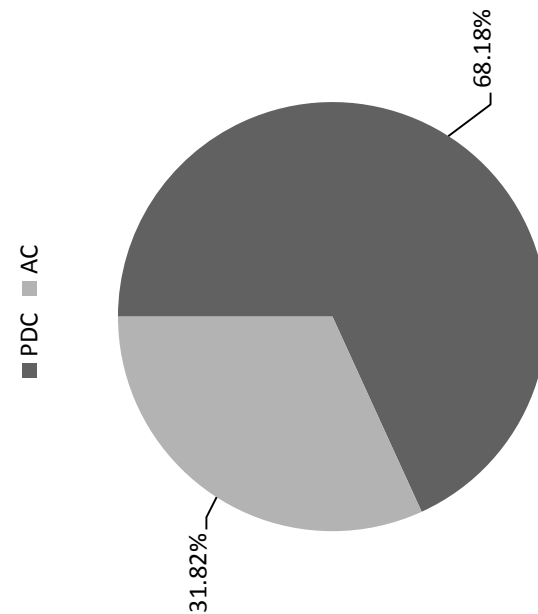
CASE TYPES	PDC		AC		TOTAL		%PDC		%AC	
	DISBURSEMENTS	AC	DISBURSEMENTS	AC	DISBURSEMENTS	AC	DISBURSEMENTS	AC	DISBURSEMENTS	AC
FELONY	129	49	178	72.47%	27.53%					
MISD.	155	41	196	79.08%	20.92%					
MH	31	4	35	88.57%	11.43%					
JUVENILE	31	14	45	68.89%	31.11%					
PAR./PROB	12	4	16	75.00%	25.00%					
TERM/ABUSE	6	62	68	8.82%	91.18%					
HABEAS/SC	2	3	5	40.00%	60.00%					
OTHER	51	13	64	79.69%	20.31%					
TOTAL	417	190	607	68.70%	31.30%					

PDC		AC		TOTAL		AVG AC COST PER CASE	
DISBURSEMENTS	AC	DISBURSEMENTS	AC	DISBURSEMENTS	AC	DISBURSEMENTS	AC
\$485,380.94		\$226,558.47		\$711,939.41		68.18%	31.82%
\$1,163.98		\$1,192.41					

18TH CIRC CLOSED CASES/CLAIMS PAID



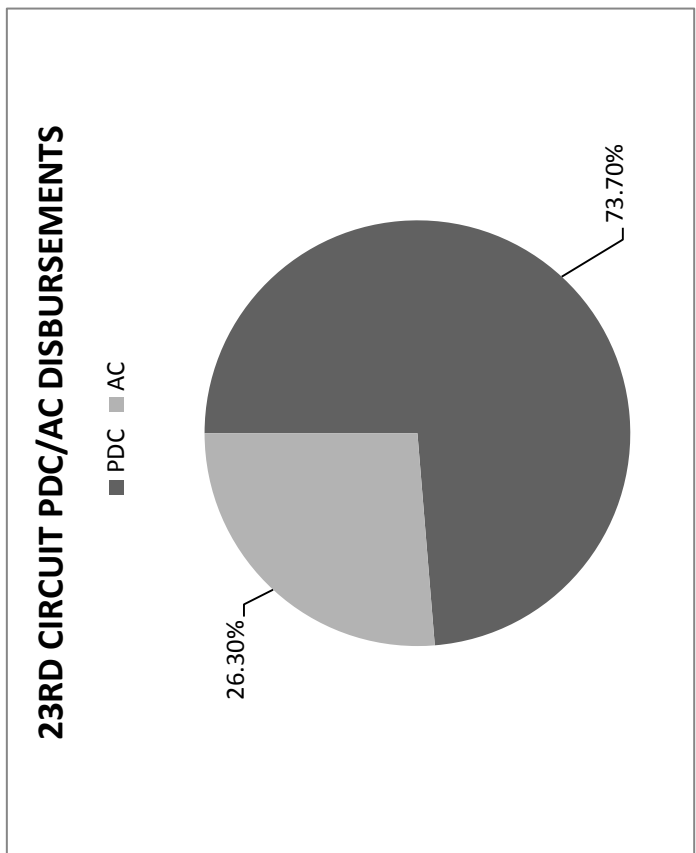
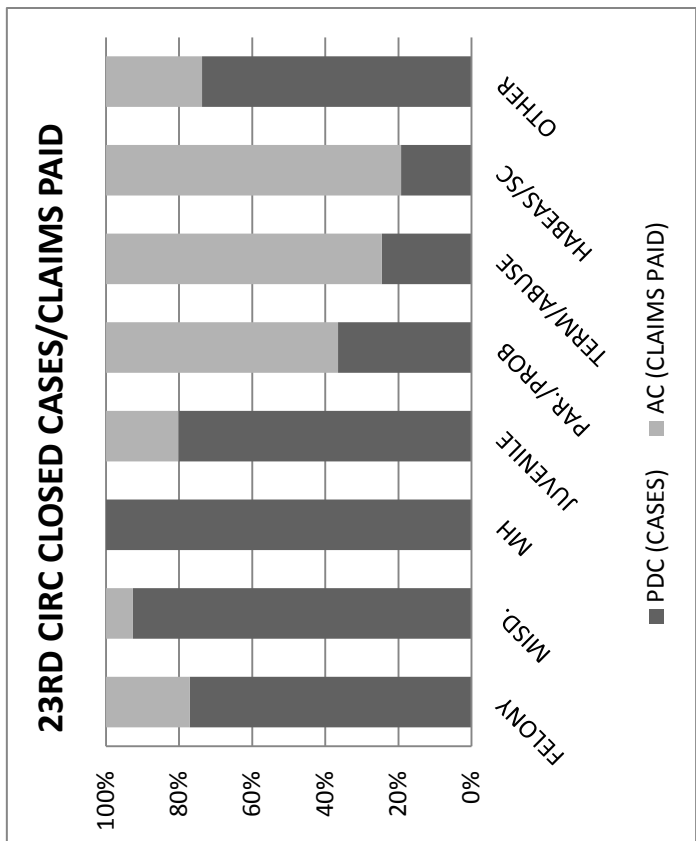
18TH CIRCUIT PDC/AC DISBURSEMENTS



**23RD CIRCUIT (BERKELEY, JEFFERSON & MORGAN COUNTIES)
 PDC CASES CLOSED COMPARED TO AC CLAIMS PAID FY 2011**

CASE TYPES	PDC		AC		TOTAL		%PDC		%AC	
	DISBURSEMENTS	PER CASE	DISBURSEMENTS	PER CASE	DISBURSEMENTS	PER CASE	DISBURSEMENTS	PER CASE	DISBURSEMENTS	PER CASE
FELONY	1,149		342		1,491		77.06%		22.94%	
MISD.	2,429		194		2,623		92.60%		7.40%	
MH	130		0		130		100.00%		0.00%	
JUVENILE	308		76		384		80.21%		19.79%	
PAR./PROB	19		33		52		36.54%		63.46%	
TERM/ABUSE	80		246		326		24.54%		75.46%	
HABEAS/SC	5		21		26		19.23%		80.77%	
OTHER	56		20		76		73.68%		26.32%	
TOTAL	4,176		932		5,108		81.75%		18.25%	

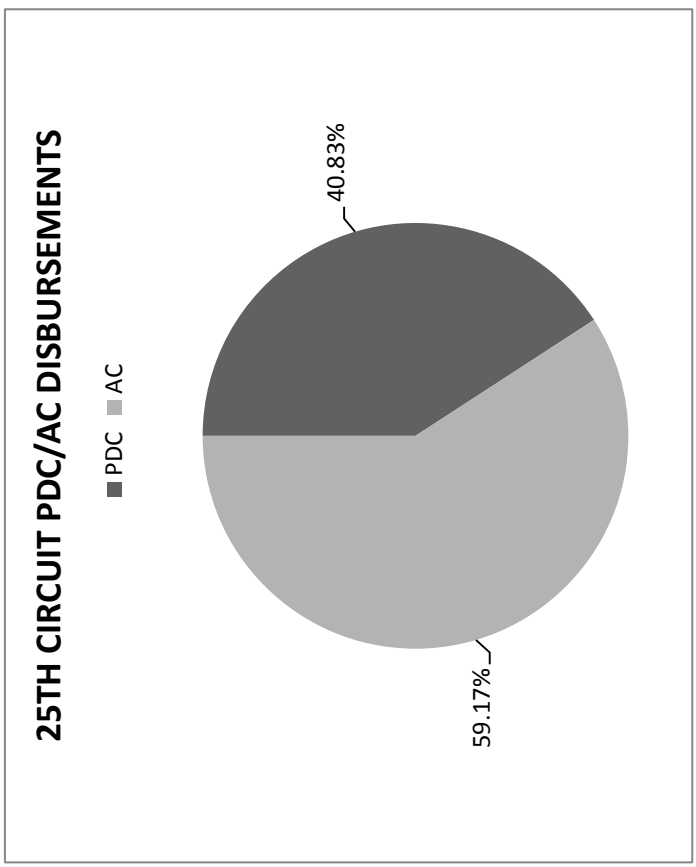
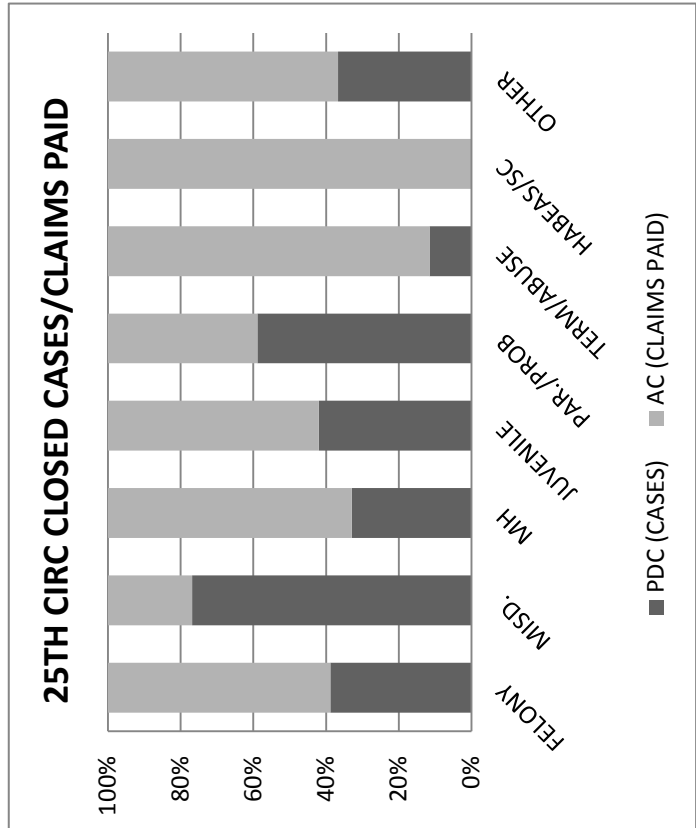
PDC		AC		TOTAL		%PDC		%AC	
DISBURSEMENTS	PER CASE	DISBURSEMENTS	PER CASE	DISBURSEMENTS	PER CASE	DISBURSEMENTS	PER CASE	DISBURSEMENTS	PER CASE
\$2,856,507.66		\$1,019,422.54		\$3,875,930.20		73.70%		26.30%	
\$684.03		\$1,093.80							



**25TH CIRCUIT (BOONE & LINCOLN COUNTIES)
 PDC CASES CLOSED COMPARED TO AC CLAIMS PAID FY 2011**

CASE TYPES	PDC		AC		TOTAL		%PDC		%AC	
	DISBURSEMENTS	AC	DISBURSEMENTS	AC	DISBURSEMENTS	AC	DISBURSEMENTS	AC	DISBURSEMENTS	AC
FELONY	183	289	472	61.23%	38.77%	472	289	61.23%	38.77%	61.23%
MISD.	702	212	914	76.81%	23.19%	914	212	76.81%	23.19%	23.19%
MH	56	114	170	32.94%	67.06%	170	114	32.94%	67.06%	67.06%
JUVENILE	207	286	493	41.99%	58.01%	493	286	41.99%	58.01%	58.01%
PAR./PROB	53	37	90	58.89%	41.11%	90	37	58.89%	41.11%	41.11%
TERM/ABUSE	23	177	200	11.50%	88.50%	200	177	11.50%	88.50%	88.50%
HABEAS/SC	0	16	16	0.00%	100.00%	16	16	0.00%	100.00%	100.00%
OTHER	11	19	30	36.67%	63.33%	30	19	36.67%	63.33%	63.33%
TOTAL	1,235	1,150	2,385	51.78%	48.22%	2,385	1,150	51.78%	48.22%	48.22%

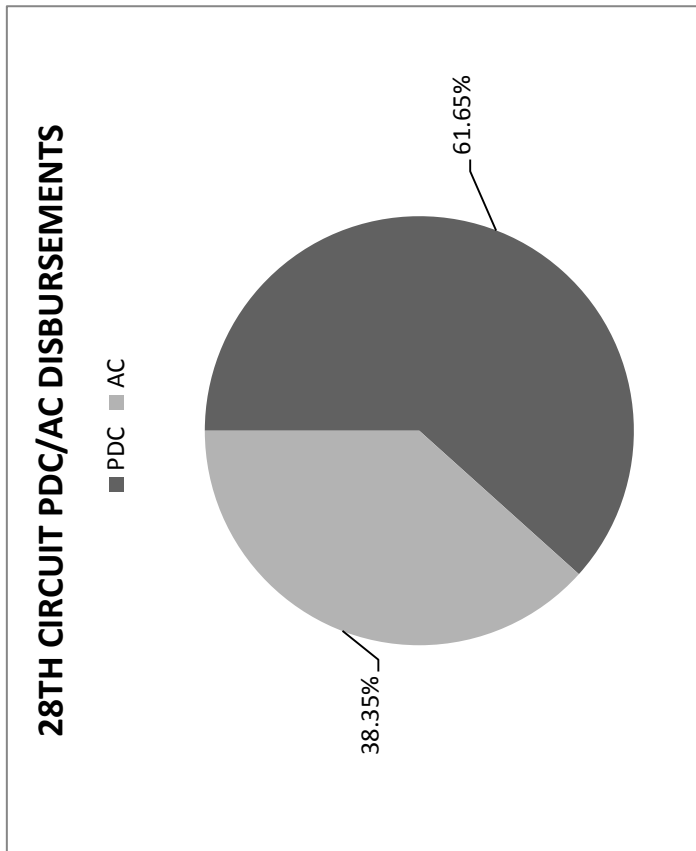
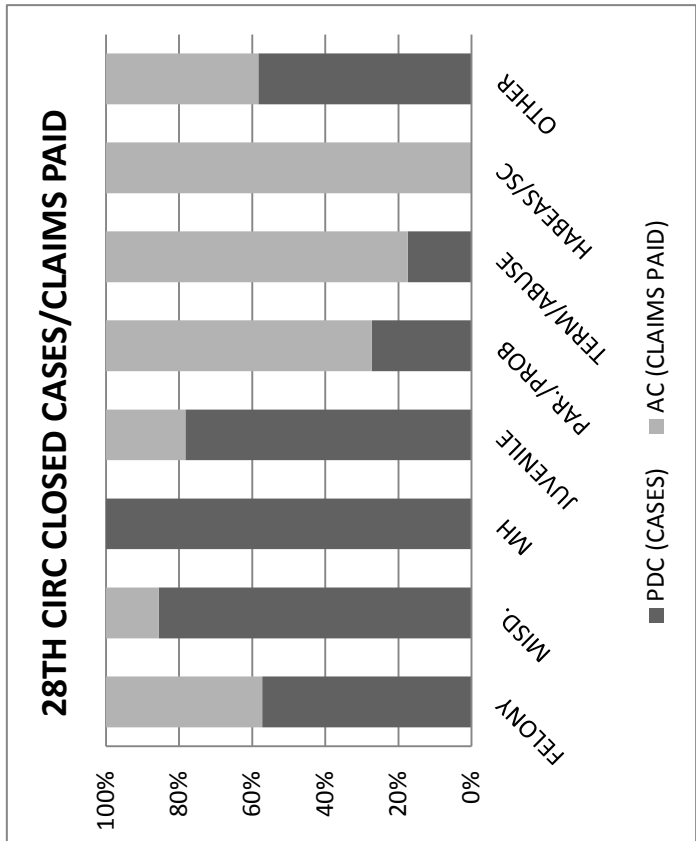
PDC		AC		TOTAL		%PDC		%AC	
DISBURSEMENTS	AC	DISBURSEMENTS	AC	DISBURSEMENTS	AC	DISBURSEMENTS	AC	DISBURSEMENTS	AC
\$655,704.88	\$950,070.91	\$1,605,775.79	40.83%	\$1,605,775.79	59.17%	40.83%	59.17%	40.83%	59.17%
AVG PDC COST PER CASE	\$530.94	AVG AC COST PER CASE	\$826.15						



**28TH CIRCUIT (NICHOLAS COUNTY)
 PDC CASES CLOSED COMPARED TO AC CLAIMS PAID FY 2011**

CASE TYPES	PDC	AC	TOTAL	%PDC	%AC
FELONY	110	82	192	57.29%	42.71%
MISD.	278	47	325	85.54%	14.46%
MH	19	0	19	100.00%	0.00%
JUVENILE	54	15	69	78.26%	21.74%
PAR./PROB	3	8	11	27.27%	72.73%
TERM/ABUSE	27	128	155	17.42%	82.58%
HABEAS/SC	0	4	4	0.00%	100.00%
OTHER	7	5	12	58.33%	41.67%
TOTAL	498	289	787	63.28%	36.72%

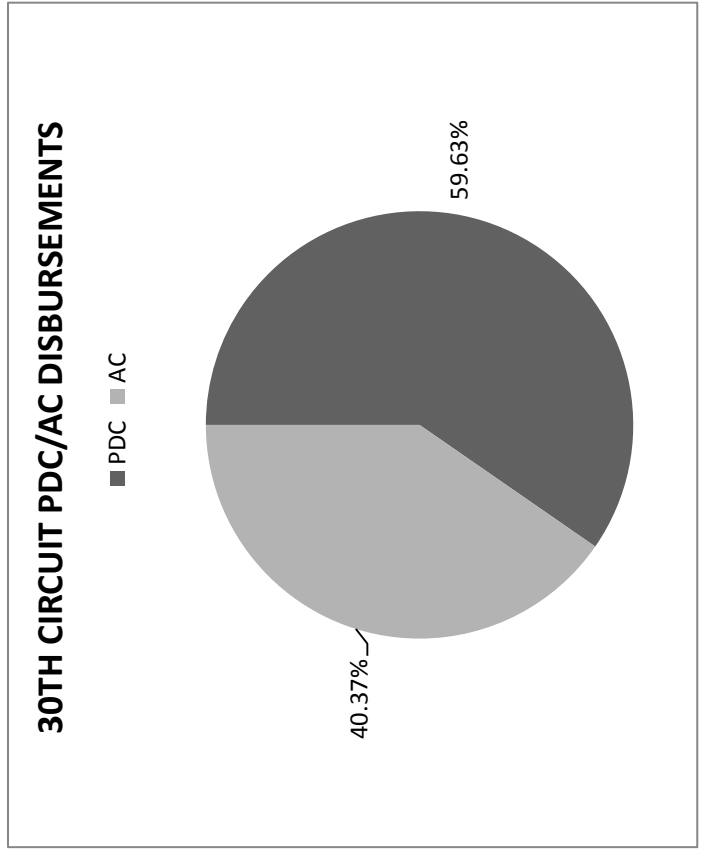
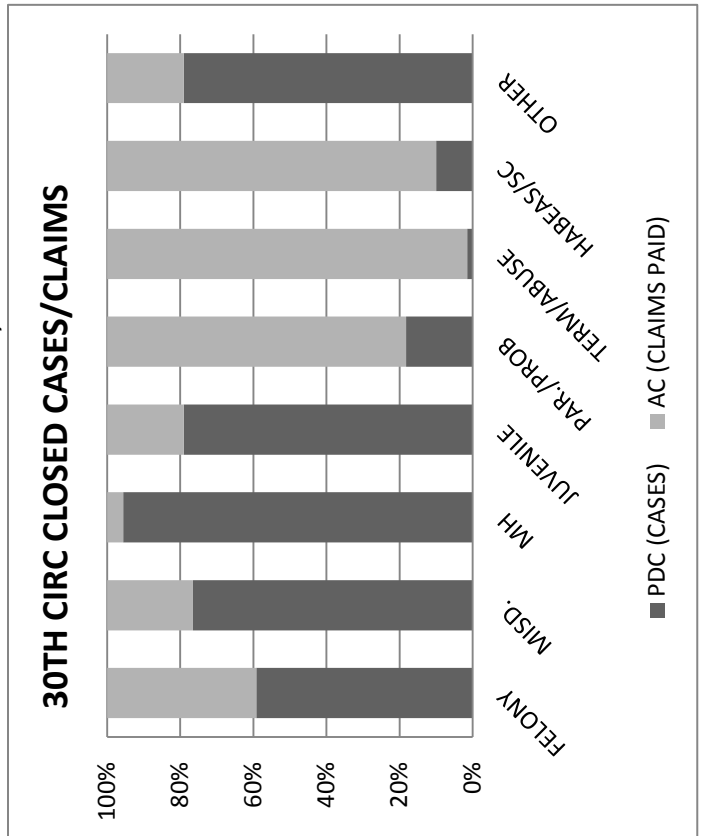
	PDC	AC	TOTAL	%PDC	%AC
DISBURSEMENTS	\$381,569.96	\$237,334.21	\$618,904.17	61.65%	38.35%
AVG PDC COST PER CASE	\$766.20				
AVG AC COST PER CASE		\$821.23			



**30TH CIRCUIT (MINGO COUNTY)
 PDC CASES CLOSED COMPARED TO AC CLAIMS PAID FY 2011**

CASE TYPES	PDC		AC		TOTAL	%PDC	%AC
	DISBURSEMENTS	DISBURSEMENTS	DISBURSEMENTS	DISBURSEMENTS			
FELONY	219	151	370	59.19%	40.81%		
MISD.	277	85	362	76.52%	23.48%		
MH	130	6	136	95.59%	4.41%		
JUVENILE	68	18	86	79.07%	20.93%		
PAR./PROB	2	9	11	18.18%	81.82%		
TERM/ABUSE	2	131	133	1.50%	98.50%		
HABEAS/SC	1	9	10	10.00%	90.00%		
OTHER	68	18	86	79.07%	20.93%		
TOTAL	767	427	1,194	64.24%	35.76%		

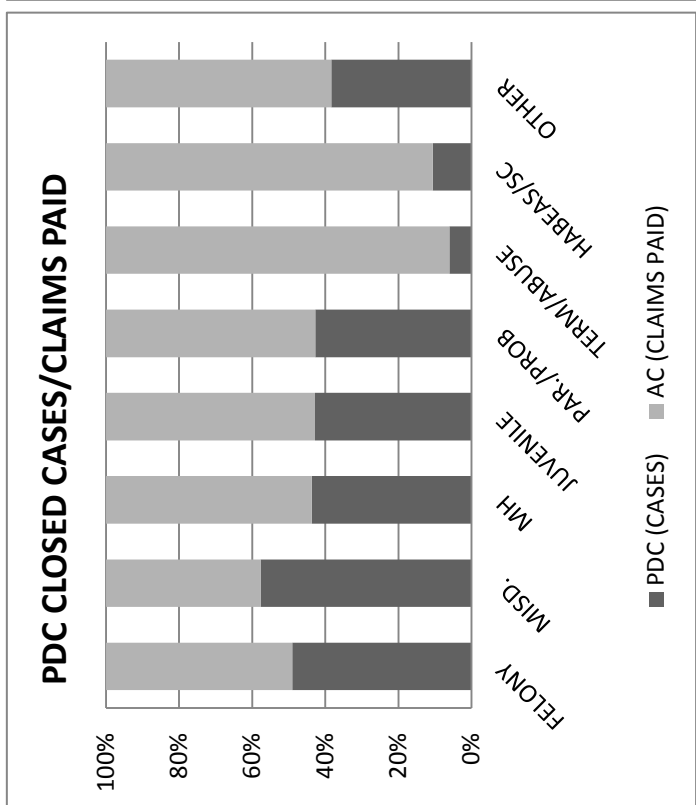
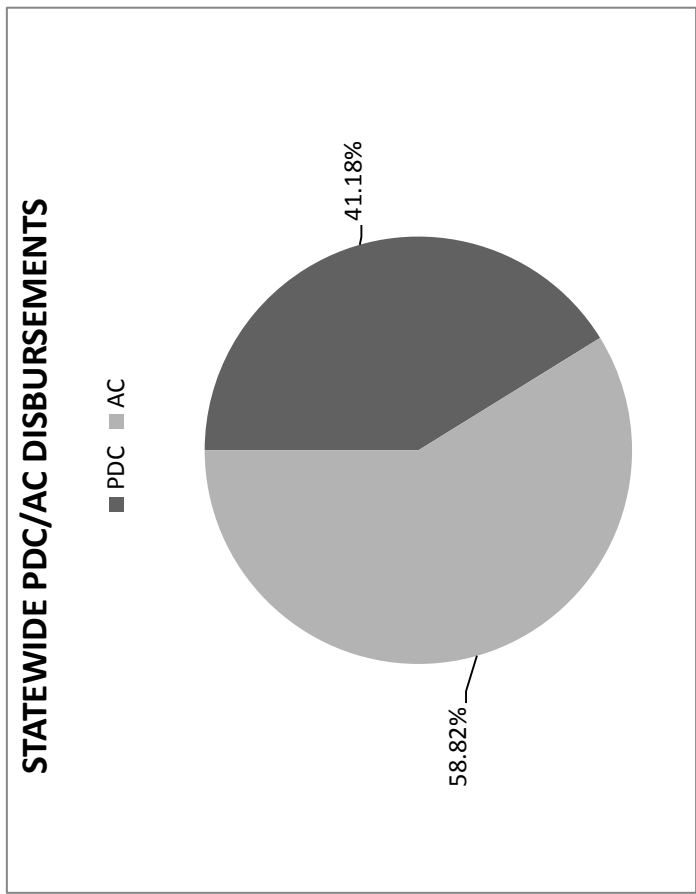
PDC		AC	
DISBURSEMENTS	DISBURSEMENTS	TOTAL	%AC
\$610,471.92	\$413,226.66	\$1,023,698.58	59.63%
AVG PDC COST PER CASE	AVG AC COST PER CASE	\$967.74	40.37%



**STATISTICS FOR BOTH PDC AND APPOINTED COUNSEL STATEWIDE
 PDC CASES CLOSED COMPARED TO AC CLAIMS PAID FY 2011**

CASE TYPES	PDC				AC				
	PDC	AC	TOTAL	%PDC	%AC	DISBURSEMENTS	DISBURSEMENTS	TOTAL	%AC
FELONY	7,911	8,236	16,147	48.99%	51.01%	\$18,417,158.00	\$26,301,225.60	\$44,718,383.60	41.18%
MISD.	13,381	9,809	23,190	57.70%	42.30%				58.82%
MH	2,496	3,218	5,714	43.68%	56.32%				
JUVENILE	2,495	3,328	5,823	42.85%	57.15%				
PAR./PROB	917	1,231	2,148	42.69%	57.31%				
TERM/ABUSE	423	6,571	6,994	6.05%	93.95%				
HABEAS/SC	45	379	424	10.61%	89.39%				
OTHER	876	1,408	2,284	38.35%	61.65%				
TOTAL	28,544	34,180	62,724	45.51%	54.49%				

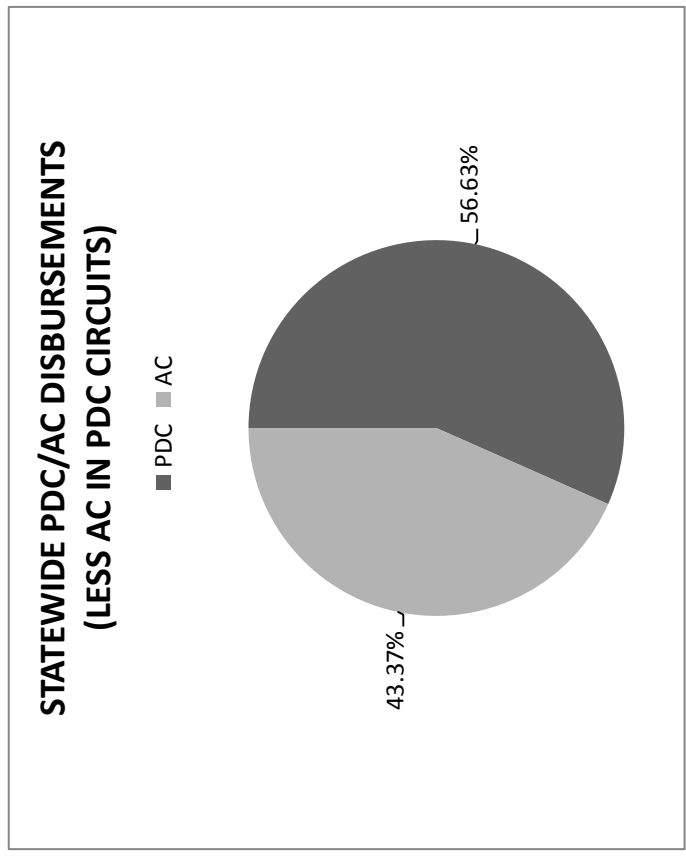
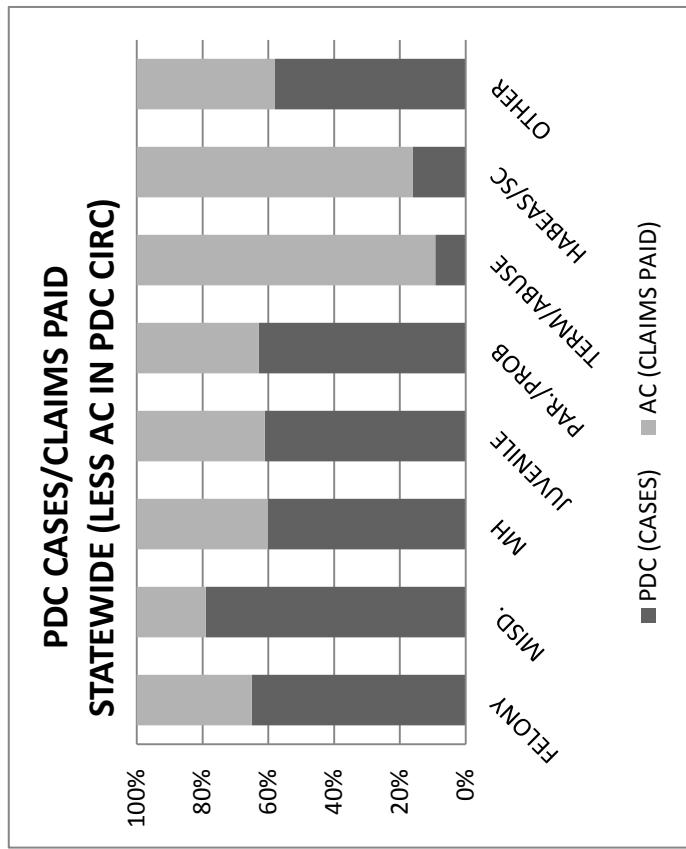
	AVG PDC COST PER CASE	AVG AC COST PER CASE
	\$645.22	\$769.49



**STATISTICS FOR BOTH PDC AND APPOINTED COUNSEL STATEWIDE (LESS AC CLAIMS IN PDC CIRCUITS)
 PDC CASES CLOSED COMPARED TO AC CLAIMS PAID FY 2010**

CASE TYPES	PDC		AC		%PDC		%AC		DISBURSEMENTS		TOTAL	%PDC	%AC
	PDC	AC	TOTAL	%PDC	%AC	PDC	AC	DISBURSEMENTS	DISBURSEMENTS				
FELONY	7,911	4,245	12,156	65.08%	34.92%	\$18,417,158.00	\$14,103,229.19	\$32,520,387.19	56.63%	43.37%			
MISD.	13,381	3,560	16,941	78.99%	21.01%								
MH	2,496	1,655	4,151	60.13%	39.87%								
JUVENILE	2,495	1,591	4,086	61.06%	38.94%								
PAR./PROB	917	540	1,457	62.94%	37.06%								
TERM/ABUSE	423	4,184	4,607	9.18%	90.82%								
HABEAS/SC	45	236	281	16.01%	83.99%								
OTHER	876	635	1,511	57.97%	42.03%								
TOTAL	28,544	16,646	45,190	63.16%	36.84%								

	PDC	AC	PER CASE
AVG PDC COST	\$645.22		
AVG AC COST		\$847.24	



APPENDIX D: APPOINTED COUNSEL INDEX PAYEE TOTAL FOR FISCAL YEAR 2011

APPOINTED COUNSEL FEES & EXPENSES PAID BY PAYEE TOTAL CLAIMS IN DESCENDING ORDER

**WEST VIRGINIA PUBLIC DEFENDER SERVICES
 APPOINTED COUNSEL FEES AND EXPENSES PAID
 FISCAL YEAR 2011**

Appointed Counsel and Service Providers Separate

PAYEE	TOTAL \$	# OF CLAIMS
SUMMERS WILLIAM B	482,379.16	661
CASTEEL & POLING PLLC	477,735.17	315
LESTER WILLIAM M	367,115.91	364
NANNERS & WILLETT LC LAW OFFICES OF	294,497.47	311
VICTOR VICTOR & HELGOE LLP	276,385.35	261
MULLINS CHARLES B II	260,093.28	137
FLINCHUM R KEITH	237,324.51	146
JACOVETTY GERALD G JR LC	228,290.99	490
FOLICKMAN PAMELA R LAW OFFICE OF	227,106.81	328
MOUNTAINEER LEGAL SERVICES PLLC	216,089.30	288
DRAKE LAW OFFICE LC	192,477.82	196
DILLON WELLS H	190,590.98	226
GARRETT & GARRETT	184,312.75	191
EVANS THOMAS HANNA PLLC	182,735.89	126
WILLIAMS JOHN E JR	182,482.00	108
STARCHER & FRUM PLLC	178,211.07	252
TYSON DAVID R	175,280.05	336
HARVEY & JANUTOLO	172,919.94	177
SHERMAN LAWRENCE E JR LC	171,299.81	265
POWELL ERIC K	169,356.18	276
COREY DANIEL S	166,548.00	176
MOFFATT CHRISTOPHER G	165,059.39	102
MOSES JOSEPH J	156,382.52	50
BLEDSON LAW OFFICE	155,691.17	66
HAMILTON CHARLES R	155,418.25	219
MCNEER HIGHLAND MCMUNN VARNER LC	152,549.75	178
LUPARDUS LAW OFFICE	149,211.50	169
SKAGGS G ERNEST	147,780.29	128
BRISCOE L SCOTT	146,858.68	208
MAZZEI ROCCO E	146,061.48	91
KELLEY DAVID B LAW OFFICE	145,210.67	134
WHITEMAN BURDETTE PLLC	136,190.50	190
COOKE MICHAEL P	134,779.01	248
COURTRIGHT LAW OFFICES	133,502.27	289
GRINDO DANIEL R LAW OFFICE OF PLLC	133,464.13	168
WHITE KEITH	132,984.10	153
WINDOM RODNEY C	132,784.58	150
NEISWONGER & WHITE	130,026.26	257
HAWKINS JAMES E JR	123,613.93	224

**WEST VIRGINIA PUBLIC DEFENDER SERVICES
 APPOINTED COUNSEL FEES AND EXPENSES PAID
 FISCAL YEAR 2011**

Appointed Counsel and Service Providers Separate

PAYEE	TOTAL \$	# OF CLAIMS
REBROOK EDWARD E III	123,110.02	96
NESSEL LAW FIRM	123,107.36	80
BAYLISS SHAWN D	122,619.30	133
RUTH LAW OFFICES PLLC	121,907.64	146
GRUBB JASON R	119,812.96	134
MCGRAW LAW OFFICES	117,593.63	54
RICE WILLIAM T	117,431.17	53
HOOSIER LAW FIRM PLLC	116,517.97	103
SHOUGH SCOTT A	116,464.85	183
COLVIN NICHOLAS FORREST ESQ LAW OFFICE OF PLLC	116,188.82	90
HAUGHT IRA M	115,726.00	58
DASCOLI LAW OFFICES	115,065.00	80
RYAN KOURTNEY A & ASSOCIATES	113,345.00	24
WEESE LISA A	113,112.88	81
BRYANT CARL P	112,769.13	195
CONWAY LAW OFFICE	111,931.65	262
BARKER SHARON K	109,499.01	94
WIEDEL DIANA CARTER	108,511.50	71
CLYBURN BRENT A LAW OFFICE	108,310.05	85
HARSH LAW LC	107,780.89	133
SIMMONS HUNTER D	105,577.20	372
OSHOWAY F JOHN	104,687.95	124
ESCUE & PRITT LAW OFFICE CO	103,458.12	255
BAILEY BRIAN W	101,616.13	127
HUGHART KEVIN W	99,833.35	122
MONTORO HARRY P LAW OFFICE OF PLLC	98,907.62	154
MUNOZ A JOSEPH LAW FIRM OF	98,611.00	85
BELLOMY & TURNER LC	98,480.79	359
GEARY & GEARY LC	97,695.04	71
HILL JOHNSON LAW PLLC	96,348.97	167
PULLIN FOWLER FLANAGAN BROWN & POE PLLC	96,222.55	233
KURELAC LAW OFFICE PLLC	95,353.68	105
HIVELY HERBERT L II	95,034.81	227
THORNTON KIT LAW OFFICE PLLC	94,748.10	284
FAERBER KRISTOPHER	94,274.16	65
AVIS WITTEN & WANDLING LC	93,534.94	197
LACARIA PHILIP A	92,455.00	79
ARBUCKLE DOUGLAS H	90,350.11	117
TICHENOR LAW OFFICE	90,297.68	110

**WEST VIRGINIA PUBLIC DEFENDER SERVICES
 APPOINTED COUNSEL FEES AND EXPENSES PAID
 FISCAL YEAR 2011**

Appointed Counsel and Service Providers Separate

PAYEE	TOTAL \$	# OF CLAIMS
GUNNOE LAW OFFICE	90,191.79	154
MCFARLAND JOSEPH W JR	89,104.16	130
HOLLANDSWORTH RICHARD W	85,917.35	46
MANYPENNY J PERRY	85,492.91	87
BAILESS LAW PLLC	85,144.06	109
NAVY L VICTOR	82,309.62	112
LAISHLEY JOHN	81,618.96	59
ROTH LEGAL SERVICES LC	81,261.24	116
CHILDLAW SERVICES INC	81,168.15	76
WHITT MICHAEL R	80,835.52	32
PARTAIN LAW OFFICES	79,336.64	142
SHAW & TATTERSON LC	79,176.72	202
MIELKE WAYNE ROBERT	79,130.92	17
BAILEY DENNIS R	79,117.67	103
COOK & COOK	77,878.12	88
THOMPSON JOHN M JR	77,794.21	100
MORGAN E LAVOYD JR	77,499.84	53
WHITEMAN FRANCES C	77,424.97	79
FUDA THOMAS L	76,185.15	62
CARL KEATON FRAZER & MILLESON PLLC	75,686.97	116
BARRY CHAD D LC	75,554.32	160
SANDERS AUSTIN FLANIGAN & FLANIGAN	74,257.62	67
MORGAN DENNIE S JR	72,592.26	28
HALL DWIGHT R	72,196.10	75
LONG LAW OFFICES PLLC	72,178.23	100
DALBY NANCY A ATTY AT LAW PLLC	71,365.61	29
RODGERS JEFFREY S	70,243.37	135
BLYLER HOWARD J	69,316.41	113
HARMAN MARLA ZELENE	68,651.55	47
WEST STEPHEN BROOKS II	67,697.94	78
SHAFFER & SHAFFER	65,094.46	95
ORNDORFF DAVID L	64,989.09	81
PRICE LOUIE T	64,808.81	36
WALTERS KRAUSKOPF & BAKER	64,786.65	99
BALDWIN SHANNON L ATTY AT LAW PLLC	64,674.10	83
REES JAMES B	64,664.42	80
HOLROYD FRED F III	64,617.16	60
WALLACE MICHAEL K	64,440.41	94
BULLMAN & BULLMAN	64,146.44	77

**WEST VIRGINIA PUBLIC DEFENDER SERVICES
 APPOINTED COUNSEL FEES AND EXPENSES PAID
 FISCAL YEAR 2011**

Appointed Counsel and Service Providers Separate

PAYEE	TOTAL \$	# OF CLAIMS
LONG ROBBY N LAW OFFICE OF LC	63,536.48	92
WILCHER GEOFFREY S	63,451.06	96
FITTRO JONATHAN	63,251.64	58
RIBEL KATICA	63,191.57	102
SHAY DANA R	63,039.49	76
MICHAEL NELSON M LC	62,935.60	185
KUPEC & ASSOCIATES PLLC	62,931.50	62
GERBER JAY	62,371.46	127
ROLLO LANCE E	62,348.86	67
DALTON MARSHA	62,266.58	76
NOGAY CATHRYN A	62,216.98	29
ORNDORFF & HATFIELD ATTY AT LAW	61,916.47	65
WALL RANDALL D	61,296.57	173
FERRIS HOWARD M	61,236.00	133
BAILEY REGGIE R	60,676.79	105
SALMONS RONALD G ATTORNEY AT LAW PLLC	60,492.34	73
DEMOSS DAVID B	60,357.14	87
NESTOR WILLIAM T PLLC	59,438.46	95
MAIER LAW OFFICE LLC	58,786.26	91
LORD JASON S	58,524.06	74
WEESE ROGER R	58,283.50	60
RADMAN SCOTT S	58,274.11	149
NOONE ROBERT T	57,529.08	29
SELDEN LAW OFFICES LC	57,162.26	47
ATKINS JAMES B	55,640.33	74
ASBURY LAW OFFICE PLLC	55,410.77	31
SIMMONS & SIMMONS LC	55,393.68	56
KARICKHOFF DAVID	55,378.00	127
PRATT LENA D	55,329.42	86
SINKKANEN DREAMA D LAW OFFICES	55,135.35	79
DUFFY KEVIN C	54,966.97	34
CALLAGHAN & CALLAGHAN PLLC	54,937.09	23
LUTTRELL & PREZIOSO PLLC	54,934.42	38
SCHEETZ CHRISTOPHER A	54,282.59	106
TROISI JOSEPH G	54,131.89	73
HASSAN LAW OFFICE	54,105.00	64
SOUTHERN WV LAW CLINIC	53,671.46	65
ROSENLIEB DUANE C JR	53,556.62	40
CISCO-STURGELL KATHRYN	53,512.50	56

**WEST VIRGINIA PUBLIC DEFENDER SERVICES
 APPOINTED COUNSEL FEES AND EXPENSES PAID
 FISCAL YEAR 2011**

Appointed Counsel and Service Providers Separate

PAYEE	TOTAL \$	# OF CLAIMS
HAYES MORGAN B LAW OFFICES OF PLLC	52,573.30	40
HAYNIE BELINDA A	51,891.83	81
COSNER LAW OFFICE	51,597.58	176
HUFFMAN WILLIAM O	51,471.94	77
MCCOY JAMES A JR	51,086.00	32
FARNSWORTH LAW OFFICE	50,816.73	53
MARTENEY MICHAEL PAUL	50,550.30	82
HART DAVID W	50,244.92	93
REDMAN & PAYNE	49,597.80	35
DOUGLASS ERNEST M	49,374.74	122
ROSINSKY LAW OFFICE LC	48,961.92	27
EACHUS MICHAEL N	48,765.80	61
SAAD ABRAHAM J PLLC	48,545.47	72
BLAIR JERRY	48,478.96	76
LYALL JERRY M	48,061.61	83
KATZ KANTOR & PERKINS	48,008.68	83
GARNES DESIREE LYNNETTE	47,950.28	48
CARR JOHN A ATTORNEY AT LAW PLLC	47,897.88	43
BROOKS JOHN B	47,484.44	37
THORNE STEVEN M	47,081.50	99
TORRES GEORGE M	47,056.08	101
MUSGRAVE & MUSGRAVE	46,859.26	83
REEDER LAW OFFICES PLLC	46,794.26	48
JARRELL ROBERT STEPHEN	46,658.68	65
MICHAEL GREGORY G	46,563.15	98
HAYDEN & HART PLLC	46,488.03	65
BARR JACK C	46,378.35	207
HATFIELD & HATFIELD PLLC	46,263.39	82
ORTEZA AILYNN MAE	45,975.95	17
LEFLER & BOGGS PLLC	45,683.41	60
HOUCK G TODD ATTORNEY AT LAW LC	45,662.80	79
COWDEN ALLISON ADYNI EC	45,416.86	16
WARMAN CHERYL L	45,403.02	74
STURM HEIDI M GEORGI	45,347.34	47
MORGAN WARD	45,336.92	42
HODGES & CAMPBELL PC	45,311.99	35
VANNOSTRAND & MORTON	45,206.61	77
SPONAUGLE & SPONAUGLE	44,951.45	51
FURNER DEAN A ATTORNEY AT LAW PLLC	44,864.62	97

**WEST VIRGINIA PUBLIC DEFENDER SERVICES
 APPOINTED COUNSEL FEES AND EXPENSES PAID
 FISCAL YEAR 2011**

Appointed Counsel and Service Providers Separate

PAYEE	TOTAL \$	# OF CLAIMS
WILMOTH DAVID H LC	44,696.49	80
GENTILOZZI & ASSOCIATES PLLC	44,580.89	77
WHITE MAX H PLLC	44,505.67	151
COLLINS LAW FIRM	44,198.95	91
ELLEM LAW OFFICE	43,934.18	109
STEPHENS GLORIA M	43,520.36	29
PRALL THOMAS J	43,455.92	93
MCQUADE RUTH A LAW OFFICE OF	43,423.81	53
STOBBS R RUSSELL	43,227.59	67
STEPTOE & JOHNSON	42,833.33	64
ROLL W DAN	42,653.55	77
CONRAD & CONRAD	42,260.07	35
CHATTIN ANDREW B	42,240.42	61
CICCARELLO DEL GUIDICE & LAFON	42,201.32	62
JACKSON-GILLISON HELEN L	42,137.07	29
LASH FRANKLIN W	41,963.79	28
PRENTICE TIMOTHY H	41,803.61	73
FORBES LAW OFFICES PLLC	41,619.88	44
WRIGHT LACY W JR	41,453.44	53
HERNDON STEPHEN D	41,328.81	31
MCCAMIC SACCO PIZZUTI & MCCOID PLLC	40,488.37	34
GRIFFITH BETSY	40,209.36	58
PELLEGRIN MARK P	40,162.27	55
WEBB DAVID HAMILTON	40,152.33	78
CURNUTTE LAW OFFICE	39,825.86	77
SNYDER & HASSIG	39,701.74	34
BENFORD LEE F II	39,478.14	17
BRECKINRIDGE DAVIS SPROLES & CHAPMAN PLLC	39,367.81	59
SIMMONS EUGENE M	39,163.20	35
SCHAMBERGER LEGAL SERVICES	38,611.20	52
WEBB-RUMORA MARSHA	38,457.19	33
MANFORD BYRON CRAIG	38,129.86	8
STURM JOSHUA PAUL	37,722.07	40
CZARNIK R THOMAS & ASSOCIATES	37,352.52	51
TIPTON LAW OFFICES	37,306.27	71
ATKINS & OGLE LAW OFFICE LC	36,964.30	47
ERHARD CRAIG P	36,944.53	71
BOTTNER & SKILLMAN	36,831.88	56
JONES STEVEN A LC	36,660.84	41

**WEST VIRGINIA PUBLIC DEFENDER SERVICES
 APPOINTED COUNSEL FEES AND EXPENSES PAID
 FISCAL YEAR 2011
 Appointed Counsel and Service Providers Separate**

PAYEE	TOTAL \$	# OF CLAIMS
GIATRAS LAW FIRM PLLC	36,607.50	52
FLAHERTY SENSABAUGH & BONASSO PLLC	36,394.98	1
LANTZ LAW OFFICE	36,368.01	30
SKEEN KENNAD LEE II	36,275.37	18
MORGAN TONY	36,078.90	70
WITT RICHARD C	35,526.97	38
BAILEY & HOWARD PLLC	35,015.80	47
DEAN WILLIAM P	34,964.43	46
SAVILLE ROYCE B PLLC	34,825.50	89
WEESE TRACY	34,818.81	17
BURDETTE KRISTINE ADELE	34,703.96	96
THOMPSON & PARDO PLLC	34,693.68	55
BREWER & GIGGENBACH PLLC	34,595.94	33
ROSSI LAW FIRM	34,359.33	26
WOODS JEFF C LAW OFFICE OF	34,300.48	62
SAFFER MARTIN V	33,870.00	32
HEDGES LYONS & SHEPHERD PLLC	33,512.12	30
THOMPSON LAW OFFICE PLLC	33,323.50	41
HANDLEY & HUNT PLLC	33,033.50	84
YOUNG WILLIAM PRENTICE	32,844.52	9
LANHAM JOHN S	32,686.71	45
CALLEN CHRIS F	32,589.84	25
DRIVER CHARLES S III	32,559.90	52
WILLIAMSON MAGANN & GURGANUS PLLC	32,320.13	46
BODEN NEIL V	32,229.59	28
MIZE LAW FIRM PLLC	32,027.17	28
OGLE CANDACE L	31,995.80	197
SMITH LILLY & BALL PLLC	31,921.50	27
RISOVICH LAW OFFICES	31,732.64	34
LOCKWOOD & LOCKWOOD	31,504.00	52
MOORE DAVID K	31,323.70	31
FITZ STEPHEN S	31,157.58	55
FREEMAN & NIEZGODA PLLC	31,062.49	82
HEWITT JENNIFER DAY	30,571.69	39
SANTER & SANTER	30,479.93	71
DYER LAW OFFICES	30,193.32	27
HART LAW CENTER	29,914.84	27
CAMPBELL FLANNERY PC	29,553.58	11
SMITH RICHARD D JR LAW OFFICES OF	29,273.59	52

**WEST VIRGINIA PUBLIC DEFENDER SERVICES
 APPOINTED COUNSEL FEES AND EXPENSES PAID
 FISCAL YEAR 2011**

Appointed Counsel and Service Providers Separate

PAYEE	TOTAL \$	# OF CLAIMS
JAMES LAW FIRM	29,258.40	21
CHASE JOHN K IV	29,130.60	22
PHILLIPS P TODD	28,742.92	36
BALL GREGORY K	28,457.24	42
TREADWAY JOHN H JR	28,426.59	47
MORGAN THEODORE E	28,186.74	23
ASHLEY ANITA HAROLD	27,746.60	112
HINERMAN HOLLY W	27,690.46	35
WEESE HEATHER M LAW OFFICE OF PLLC	27,540.31	33
ALBERTY MICHAEL C	27,464.24	12
BUCK DALE LAW OFFICE OF PLLC	27,450.52	24
ARNOLD & BAILEY PLLC	27,337.30	57
WILSON CHRISTOPHER M LAW OFFICE PLLC	27,337.28	62
ZERBE CARTER & ASSOCIATES PLLC	26,621.18	36
CASEYS LAW OFFICE	26,614.56	29
CHRIST KATRINA M LAW FIRM LC	26,438.40	51
PENNINGTON WILLIAM L	26,229.74	45
GRUNAU DAVID M	26,207.30	41
FORESTER WILLIAM T	26,197.37	93
FOLWELL NORMAN L	26,151.77	164
RANDOLPH D KEITH LAW OFFICE PLLC	25,595.59	56
VAN ZANT SUSAN J LC	25,530.77	44
LOGUE SEAN PLLC	25,390.09	34
CILIBERTI LAW OFFICE PLLC	25,388.58	33
KIRKPATRICK LAW OFFICE PLLC	25,336.22	11
SKLAVOUNAKIS LAW OFFICE	25,329.19	20
CARR LAW OFFICES PLLC	24,583.00	37
KLATT LAW OFFICES	24,468.40	23
WINTER KURT J	24,433.33	73
KARR THOMAS B	24,375.85	96
PAYNE WILBERT A	24,148.30	68
CAREY JAMES T	23,961.94	33
GREENBAUM STEVEN A ESQ ATTY AT LAW PLLC	23,957.74	59
TYREE EMBREE & ASSOCIATES PLLC	23,589.45	57
BAKER & BROWN PLLC	23,416.98	90
SCALES CINDA L	23,399.23	40
SMITH MICHAEL CLAY	23,258.86	51
BRADLEY LAW OFFICE PLLC	22,873.32	32
HILL DAVID L	22,761.80	47

**WEST VIRGINIA PUBLIC DEFENDER SERVICES
 APPOINTED COUNSEL FEES AND EXPENSES PAID
 FISCAL YEAR 2011
 Appointed Counsel and Service Providers Separate**

PAYEE	TOTAL \$	# OF CLAIMS
DEVALLO OLIVIA S HARRIS	22,740.85	31
BEAN & BEAN	22,718.54	42
BOWERS JEFFREY S	22,701.53	14
MOOREHEAD CHRISTOPHER S	21,946.05	32
OURS JOHN G	21,905.82	33
MENDELSON ANDREW	21,745.96	15
KARR DAVID JR	21,559.20	11
KOHOUT EDWARD R LAW OFFICES OF	21,432.48	41
ROLLO EDMUND J	21,418.00	35
SHOCKLEY JAMES B	21,381.15	20
GALL D CONRAD	21,312.24	40
WATERS WARNER & HARRIS PLLC	21,220.49	22
HYER & LITTLEPAGE	21,141.09	15
WEST & JONES	20,780.78	44
STEWART JOYCE E	20,728.00	15
KELLEY LAW OFFICE	20,678.50	30
KIGER TIMOTHY R	20,649.06	58
HARRIS CHRISTIAN R	20,473.50	18
KUENZEL & ASSOCIATES PLLC	20,327.32	22
STEPHENS JENNIFER L	20,054.95	26
PARKULO JOHN F	19,748.50	24
BUZY WINIFRED L	19,627.00	11
SCHARF WILLIAM H	19,551.85	28
CONAWAY & CONAWAY	19,538.40	59
KING WAYNE	19,351.50	12
KAYSER LAYNE & CLARK PLLC	19,343.85	27
RUMORA & RUMORA LC	19,279.00	15
MAUZY JEFFERY T	19,180.87	31
HODGES & RIFFLE PLLC	19,078.95	14
JUDY & JUDY	19,050.25	50
COOPER LAW OFFICES PLLC	18,959.34	1
MIRHOSEINI DAVID C	18,824.00	6
MCDERMOTT DANA P	18,663.26	2
HANCOCK & SEARS	18,554.32	9
BURTON DEANDRA	18,485.00	11
FRIEND & ROZAS LLC	18,433.52	23
MCGEELAW	18,315.50	25
WINTERS J MINGO ATTY AT LAW PLLC	18,243.84	36
PRESTON & WEESE LC	18,132.25	14

**WEST VIRGINIA PUBLIC DEFENDER SERVICES
 APPOINTED COUNSEL FEES AND EXPENSES PAID
 FISCAL YEAR 2011**

Appointed Counsel and Service Providers Separate

PAYEE	TOTAL \$	# OF CLAIMS
SMITH & SCANTLEBURY LC	18,122.75	2
SAL NATALIE J	18,122.55	8
SUPPLE LAW OFFICES PLLC	17,964.86	46
EVERETT MARK ATTORNEY AT LAW PLLC	17,955.99	32
CALHOUN JONATHAN MITCHELL	17,933.85	32
WESTON LAW OFFICE	17,881.59	24
RICHARDSON RICHARDSON & CAMPBELL	17,865.05	45
SMITH MCMUNN & GLOVER PLLC	17,827.67	18
BRYAN CARSON N	17,609.26	56
BARRAT ROBERT E	17,596.89	46
GREGORY BETTY SUE CLARK	17,390.14	16
ALBRIGHT JOSEPH P JR	17,325.83	20
THORN LAW OFFICES	17,263.51	10
GUTMANN RICHARD M LC	17,164.58	18
JURCO JOHN M	17,138.45	10
KRATOVIL & AMORE PLLC	17,094.71	37
DAVIS R STEPHEN	16,934.50	8
ROOP & SMITH LAW OFFICE PLLC	16,766.50	10
MARTINO GARY J	16,434.50	39
PALUMBO CHESTER L	16,425.20	26
CURRY AMOS & ASSOCIATES LC	16,297.64	38
HALL KAREN L	16,215.00	128
STOLLINGS HARLEY E	16,153.75	24
MAUSER BERNARD R	16,100.32	30
FAST LAW OFFICE LC	15,705.00	11
LOVE JAY CARTER	15,704.50	10
BYRER F SAMUEL PLLC	15,646.44	13
RIST LAW OFFICES LC	15,573.36	26
HUMBERSON DON A	15,221.25	24
MYERS JESSICA E	15,215.41	15
PENNINGTON DEANNA L	15,068.00	17
PANEPINTO MARK D	14,913.64	14
DAWSON DAVID M	14,851.49	48
PRITT & PRITT PLLC	14,768.00	12
GIGGENBACH ELIZABETH	14,765.96	21
ROMAIN JULIE GOWER	14,702.00	58
ROKISKY & ASSOCIATES	14,599.93	5
FAIR MATTHEW H	14,556.50	40
BARNETT KENNETH J PC	14,513.58	16

**WEST VIRGINIA PUBLIC DEFENDER SERVICES
 APPOINTED COUNSEL FEES AND EXPENSES PAID
 FISCAL YEAR 2011**

Appointed Counsel and Service Providers Separate

PAYEE	TOTAL \$	# OF CLAIMS
MOLESSA HEATHER IRELAND	14,062.61	15
STARCHER MELISSA L	13,989.52	22
HYRE LAW OFFICE PLLC	13,846.00	19
ROLLINS CHARLES MATTHEW	13,787.72	20
SULLIVAN JESSICA A	13,739.44	10
WOOTON LAW FIRM	13,683.50	26
HOUSTON & CLARK PLLC	13,659.31	24
HOOVER ANDREWS	13,580.31	7
CLARKE D RANDALL	13,469.10	11
TISSUE PHILIP J	13,466.25	15
FROBLE MICHAEL E	13,206.01	18
GREINER & CYRUS LC	13,140.61	23
MORAN JANE LAW OFFICE	13,037.23	30
HAMILTON NEAL J	12,651.58	32
MEYER FORD GLASSER & RADMAN PLLC	12,541.01	63
HOPKINS VIRGINIA JACKSON	12,536.96	5
VITAL RICHARD L	12,398.50	17
HEDGES JONES WHITTIER & HEDGES	12,313.32	7
GARLOW RICHELLE KEENER	12,141.13	24
MCINTYRE RHONDA M	12,129.80	11
JOHNSTON HOLROYD & ASSOCIATES	11,881.28	1
CASSIDY MYERS COGAN & VOEGELIN LC	11,755.86	3
ROAHRIG RANDAL W	11,528.69	25
EKENASI GEOFFREY I	11,516.29	9
CARBONE & BLAYDES PLLC	11,507.72	40
WHITE THOMAS E	11,250.39	9
DINARDI PETER D	11,224.70	20
DITRAPANO BARRETT & DIPIERO	10,980.57	1
COLLINS LAW OFFICE PLLC	10,833.06	18
TAYLOR PAUL G	10,789.91	16
RICHARDSON & DAVIS	10,743.83	21
HUDNALL MARK D	10,684.78	32
THORN MATTHEW T	10,574.00	10
RODRIGUEZ VANESSA LYNN LAW OFFICES	10,540.15	22
ABRAHAM & ILDERTON PLLC	10,479.60	36
FRAGILE PAT C	10,269.00	8
SIMMS MICHAEL	10,230.88	26
SAMMONS OLIVERO & PARASCHOS PLLC	10,111.14	7
PATTERSON CLAYTON W	10,065.20	9

**WEST VIRGINIA PUBLIC DEFENDER SERVICES
 APPOINTED COUNSEL FEES AND EXPENSES PAID
 FISCAL YEAR 2011
 Appointed Counsel and Service Providers Separate**

PAYEE	TOTAL \$	# OF CLAIMS
SUTTON & JANELLE PLLC	10,027.20	41
HEWITT & SALVATORE PLLC	9,943.99	16
BRANCAZIO HELEN M	9,767.74	30
MALLET SHANE M LAW OFFICES	9,727.01	11
SHARLEY MICHAEL J	9,716.00	18
WALKER LELA ATTY AT LAW PLLC	9,566.27	37
SMITH CLINTON W	9,356.88	33
LOUDERBACK ROBIN R	9,312.00	16
HOBBS MARK E	9,175.00	5
SIEGRIST & WHITE PLLC	9,105.50	2
OOTEN GRAYDON C JR	8,770.75	4
BETER GEORGE D	8,719.00	1
RUNDLE JULIET WALKER	8,670.00	13
COX KEITH A	8,590.80	19
DINSMORE & SHOHL LLP	8,552.47	6
FORMAN & RIST LC	8,477.88	15
ALMASE MARIA L	8,389.71	5
STEIN RONALD F JR PLLC	8,288.81	34
TURNER MICHAEL	8,277.06	18
KOSTOL KAREN B	7,981.90	15
SMITH GREG K	7,918.20	11
POWELL LAW OFFICES	7,911.00	16
STANTON SHIRLEY J	7,809.08	12
POWELL & MAJESTRO PLLC	7,763.00	12
TURNER & JOHNS PLLC	7,672.91	16
BAILEY RILEY BUCH & HARMAN LC	7,627.16	3
CARRICO LAW OFFICES LC	7,431.43	7
STANTON G PATRICK JR	7,307.22	20
FILE PAYNE SCHERER & FILE	7,296.82	9
ESTEP & SHAFFER LC	7,273.29	1
SELLARO AMBER URTSO	7,251.50	11
SIMS DAVID A LAW OFFICES PLLC	7,129.42	7
KAUFMAN & MCPHERSON PLLC	7,011.46	10
LAMBERT SHERMAN L SR PLLC	6,897.09	1
DREW PATTON LAW OFFICE	6,846.00	7
HARBOUR PAULA L PLLC	6,787.21	7
PRESTON SILAS M	6,752.00	4
JUSTICE FOR ALL LEGAL SERVICES	6,568.34	31
BAILEY & WYANT PLLC	6,545.20	3

**WEST VIRGINIA PUBLIC DEFENDER SERVICES
 APPOINTED COUNSEL FEES AND EXPENSES PAID
 FISCAL YEAR 2011**

Appointed Counsel and Service Providers Separate

PAYEE	TOTAL \$	# OF CLAIMS
WEST CHARLES STANFORD	6,534.00	4
MILLS KEVIN D & ASSOCIATES PLLC	6,512.44	3
REYNOLDS & ASSOCIATES PLLC	6,491.21	7
STONE ROBERT C JR	6,337.71	6
GALFORD RANDALL W	6,222.25	11
WEBER & WEBER	6,194.18	7
CLIFFORD MICHAEL T	6,157.00	4
BORDAS & BORDAS PLLC	6,098.05	1
HOWLEY LOREN B	6,047.50	21
RADCLIFF PLLC	6,035.31	1
GIBSON LEFLER & ASSOCIATES	6,009.74	16
THOMPSON LOUDOUN L PLLC	6,006.00	34
JONES BENNY G	5,815.02	15
MINTZER SAROWITZ ZERIS LEDVA & MYERS LLP	5,805.79	1
MURPHY LEGAL SOLUTIONS PLLC	5,789.58	13
WIDMER-EBY & ASSOCIATES	5,778.91	11
TUCKER GREGORY A PLLC	5,497.99	17
MESLER LAW OFFICES	5,490.04	10
NEW STEPHEN P LC	5,463.92	7
FRAME DAVID W	5,395.80	1
HOLDREN JASON D	5,377.50	16
BRYAN JOHN H	5,345.62	13
TROZZO LOWERY WESTON & ROCK	5,227.32	12
POMEROY LAW OFFICE PLLC	5,195.50	7
CAGLE JAMES M	5,168.65	1
MARTIN R A LAW	5,153.87	11
RILEY V ALAN ATTORNEY AT LAW PLLC	5,136.66	1
MONTGOMERY PAUL A	5,125.55	8
LAMP O'DELL BARTRAM LEVY TRAUTWEIN & PERRY PLLC	5,094.29	1
SCOTT JOHN A	5,088.00	20
THOMPSON & WEATHERHOLT PLLC	5,002.45	1
BLACKBURN GREGORY A PSC	5,000.00	1
ADAMS FISHER & CHAPPELL PLLC	4,930.95	2
ROSE JOAN A	4,903.90	3
GREENE TRACIE L	4,896.05	4
BREWSTER MORHOUS CAMERON CARUTH MOORE KERSEY & STAFFORD PLLC	4,891.05	7
HICKS NATHAN A PLLC	4,773.37	1
CRISWELL & FRENCH PLLC	4,322.78	4
HENDERSON HENDERSON & STAPLES LC	4,181.82	3

**WEST VIRGINIA PUBLIC DEFENDER SERVICES
 APPOINTED COUNSEL FEES AND EXPENSES PAID
 FISCAL YEAR 2011
 Appointed Counsel and Service Providers Separate**

PAYEE	TOTAL \$	# OF CLAIMS
BOUCHILLON CROSSAN & COLBURN LC	4,130.50	2
BUSCH ZURBUCH & THOMPSON PLLC	3,998.54	2
WOLFE DORWIN J LC INC	3,985.22	4
MOYE LAW OFFICE	3,967.29	8
SMITH COURTLANDT	3,923.56	2
BISCHOFF LAW FIRM PLLC	3,912.22	8
MCINTYRE-NICHOLSON RACHELLE D	3,888.54	4
BOWLES RICE MCDAVID GRAFF & LOVE	3,862.53	10
SPILMAN THOMAS & BATTLE PLLC	3,855.00	1
SPARACINO ANTHONY J JR	3,597.50	5
SMITH S F RAYMOND	3,590.36	7
BIDDLE JACQUELYN STOUT	3,560.06	5
ROBINSON & MCELWEE	3,548.51	7
FITZWATER TRAVIS R	3,519.16	5
NOONAN & NOONAN LLC	3,481.00	31
DOOLEY LAW FIRM	3,277.97	9
DUNLAP ROBERT ESQ PLLC	3,267.18	7
REESE PAUL K	3,222.64	4
GIGGENBACH MELISSA J	3,217.01	1
SIRK TIMOTHY M	3,200.63	7
LEWIS GLASSER CASEY & ROLLINS LLP	3,166.74	1
CASTEEL LAW OFFICE PLLC	3,036.42	7
STAPLETON LAW OFFICES LC	3,010.00	2
BUEL TOBY J LAWYER PLLC	2,867.32	3
CALWELL PRACTICE PLLC	2,866.33	7
POORE MESHEA L LAW OFFICE OF	2,861.76	10
KROGER LAW OFFICE	2,807.00	1
DAVIS KEVIN P	2,804.50	7
KENTUCKY LAW OFFICE OF CECIL C VARNEY PSC	2,776.49	1
COODE JAMES M	2,763.88	1
STEED DEBRA L	2,748.66	18
CASTO & CASTO LC	2,706.70	1
BAILEY STULTZ OLDAKER & GREENE PLLC	2,691.22	2
OLIVIO & GRIFFITH ATTORNEYS AT LAW PLLC	2,688.00	2
TATE REBECCA L	2,666.50	4
MCFADDEN JEROME J	2,649.84	14
VAN BIBBER G WAYNE LAW OFFICES OF	2,617.18	2
TRUMP & TRUMP LC	2,579.03	2
GIANOLA BARNUM WIGAL & LONDON LC	2,540.42	3

**WEST VIRGINIA PUBLIC DEFENDER SERVICES
 APPOINTED COUNSEL FEES AND EXPENSES PAID
 FISCAL YEAR 2011**

Appointed Counsel and Service Providers Separate

PAYEE	TOTAL \$	# OF CLAIMS
RUSEN & AUVIL PLLC	2,515.07	2
ANDERSON CHARLES E	2,417.50	4
GRUEL WILLIAM LAW OFFICE OF	2,403.77	3
BUCCI BAILEY & JAVINS LC	2,303.96	6
GARVIN LAW PLLC	2,298.89	9
ROHRIG FREDERICK M DEAN	2,297.19	2
PHILLIPS GARDILL KAISER & ALTMAYER	2,284.65	5
LORD LAW FIRM PLLC	2,282.11	16
HATFIELD MCGINNIS E	2,277.58	1
ARONSON FINEMAN & DAVIS CO LPA	2,251.29	1
MAPOTHER & MAPOTHER PSC	2,200.70	3
BROWN-BAILEY COLLEEN MICHELLE	2,166.49	1
SHEEHAN & NUGENT PLLC	2,090.00	1
MITCHELL JOHN R LC	1,982.50	8
PROCTOR LAW OFFICES PLLC	1,980.50	6
STANTON GEORGE P III	1,945.92	2
AMICK LAW FIRM PLLC	1,903.50	9
ZIMAROWSKI JAMES B ESQ	1,895.00	4
PATTERSON THOMAS K A LEGAL CORP	1,831.00	5
HOOVER RANDY D	1,812.50	9
WARE BENJAMIN B LAW OFFICES OF PLLC	1,790.88	6
TRIPLETT & TRIPLETT LC	1,744.50	2
PARMER LAW OFFICE	1,738.94	1
JOHNSON SHANNON S	1,677.26	4
LEWISLAW	1,631.24	1
STEVENS CHARLES JEFFREY	1,619.35	3
BRUCE BARRY L & ASSOCIATES LC	1,616.20	2
WILLIAMS TRENA LAW OFFICE OF PLLC	1,608.50	6
HAMILTON BURGESS YOUNG & POLLARD PLLC	1,491.29	2
GILLISPIE SHAWN C	1,401.50	1
COOK BRANDON S	1,300.00	4
TABOR LINDSAY & ASSOCIATES PLLC	1,284.84	9
HENRY REGINALD D ATTORNEY AT LAW PLLC	1,228.00	3
RYAN WILLIAM D	1,186.69	4
ADKINS CARL PLLC	1,103.00	6
BLAIR LAW OFFICES PLLC	1,093.50	1
SELBY BEVERLY S	1,073.00	1
HARDING WILLIAM H	1,071.26	1
SAL SELLARO CULPEPPER LEGAL GROUP PLLC	1,050.18	3

**WEST VIRGINIA PUBLIC DEFENDER SERVICES
 APPOINTED COUNSEL FEES AND EXPENSES PAID
 FISCAL YEAR 2011**

Appointed Counsel and Service Providers Separate

PAYEE	TOTAL \$	# OF CLAIMS
ABSTEN ROBERT W	1,047.64	1
NOVOBILSKI JEROME R	1,017.87	1
MOYE LISA M	995.50	2
DEMARINO SHELLY PLLC	979.50	2
PEYTON LAW FIRM PLLC	960.68	2
BATES HEATHER RENEE	957.82	3
VANTASSEL SHERRILYN F	950.82	1
BALGO & KAMINSKI LC	936.50	1
BUTLER JOHN M	873.18	2
RUCKMAN LAW OFFICE	857.50	1
THOMPSON BARNEY	838.50	2
SCARPONE DAVID J LAW OFFICE OF	818.36	1
WEBB EUGENE E III	776.00	1
AUCREMANNE JOSEPH	732.11	1
MCPHAIL SHARI	708.50	1
BUSH FRANK P JR LAW OFFICE OF	669.19	4
KEESEY RYAN HAMILTON	666.34	1
SPANOVICH & PATEL LLC	660.44	2
DAVIS & CHAPMAN PLLC	647.13	6
MITCHELL JOHN R JR LAW OFFICE OF LC	642.00	2
KLIE LAW OFFICES PLLC	610.35	1
SIMMERMAN LAW OFFICE PLLC	598.86	1
CARROLL GALE E	591.09	3
FARMER CLINE & CAMPBELL PLLC	585.00	3
KERNS TIMOTHY J	585.00	1
WILLS LAW OFFICE	506.10	2
CURRY & SWISHER PLLC	502.90	1
CRICHTON & CRICHTON	421.50	2
HALLINAN LAW OFFICES PLLC	415.54	2
FRANCIS ERIC M	389.05	2
BONINSEGNA SANTE JR	327.42	1
BAUMGARTEL ROLF E	261.37	3
FORBES WILLIAM J	238.10	1
ZAHRADNIK NEIL LAW OFFICE OF PLLC	216.94	1
WHITE ANGELA M	215.16	1
ATHEY JOHN D	198.50	1
LUSK KYLE G	195.50	1
GREER LAW OFFICES PLLC	193.00	1
WHITE THOMAS W THE LAW OFFICE OF PLLC	172.50	1

**WEST VIRGINIA PUBLIC DEFENDER SERVICES
 APPOINTED COUNSEL FEES AND EXPENSES PAID
 FISCAL YEAR 2011**

Appointed Counsel and Service Providers Separate

PAYEE	TOTAL \$	# OF CLAIMS
PALMER & TITUS	171.25	1
MORGAN JENNIFER L LAW OFFICE OF PLLC	165.21	1
BRIDI JOHN L	153.50	1
SCHILLACE LAW OFFICE	133.94	1
WRIGHT DAYA MASADA LAW OFFICE PLLC	122.50	2
BLAND & BLAND	110.00	1
WEHNER LAW OFFICES	87.50	1
HARDISON RICHARD E JR	82.00	1
MOORE JERRY D	61.00	1
APPOINTED COUNSEL TOTAL	25,380,491.33	33,277
TRI-S INVESTIGATIONS INC	116,952.62	227
FORENSIC PSYCHOLOGY CENTER INC	76,520.61	49
LANE DANNY INC	46,492.35	10
VAUGHAN INVESTIGATIONS	43,482.02	56
WOODS INVESTIGATIONS	31,032.02	38
DEAK INVESTIGATIONS	29,276.01	63
R S WHITE FORENSIC SERVICES	26,525.00	5
FORENSIC PSYCHIATRY PLLC	22,375.00	13
CAPITOL CITY INVESTIGATIONS INC	22,019.42	15
KRIEG FRED JAY PHD & ASSOCIATES PLLC	21,250.00	12
KRADEL PAUL F	19,512.50	7
RICHARDSON DON R ASSOCIATES INC	18,000.00	2
UNIVERSITY HEALTH ASSOCIATES	17,737.50	9
JONES INVESTIGATIONS	17,271.87	16
CLAYMAN & ASSOCIATES PLLC	14,430.50	5
PRIMARY PSYCHOLOGICAL CARE PLLC	13,425.00	7
CRASHTEAMS PA WV	12,517.03	1
MOUNTAIN STATE PSYCHOLOGICAL SERVICES PLLC	12,005.76	8
STEWART ROBERT D	11,984.04	18
BISHOP GREGORY A	11,630.68	39
MARANATHA PROFESSIONAL SERVICES	10,851.43	11
KLM INVESTIGATIONS	10,758.41	24
FULERO SOLOMON M PHD JD	9,106.02	2
HENDERSHOT PROCESS SERVING & INVESTIGATIONS	8,822.40	12
WOLFE PARALEGAL SERVICES LLC	8,473.67	1
PETERS LARRY A INC	8,459.80	10
INVESTIGATION DIVISION INC	7,987.45	4
CLAY BOB INVESTIGATIONS	7,859.23	4

**WEST VIRGINIA PUBLIC DEFENDER SERVICES
 APPOINTED COUNSEL FEES AND EXPENSES PAID
 FISCAL YEAR 2011**

Appointed Counsel and Service Providers Separate

PAYEE	TOTAL \$	# OF CLAIMS
WYATT WILLIAM J	7,500.00	2
EASTERN PSYCHOLOGICAL SERVICES INC	7,416.25	11
PETROPLUS & GAUDINO PLLC	7,080.00	1
BRAMBLE CHARLES E III \$ ASSOCIATES	6,563.92	6
PEACE OF MIND PSYCHOLOGICAL SERVICE	6,000.00	4
INTEGRATED SERVICES GROUP INC	6,000.00	1
SPITZ DANIEL J	5,975.00	1
CABELLS PRIVATE INVESTIGATION	5,917.33	8
PSYCH SERVICES OF ROANE CO INC	5,750.00	3
KHAN ASAD H	5,700.00	4
COMMONWEALTH MEDICAL LEGAL SERVICES	5,500.00	2
ORCHID CELLMARK INC	5,380.00	2
OLSEN ENGINEERING INC	5,243.91	1
FRANKLIN STREET PEDIATRICS	5,000.00	3
CYRIL H WECHT & PATHOLOGY ASSOCIATES INC	5,000.00	1
NOVELLO JOSEPH R MD & ASSOCIATES	4,875.00	2
SAAR PSYCHOLOGICAL GROUP PLLC	4,710.00	3
DNA DIAGNOSTICS CENTER	4,705.56	1
TASA GROUP INC	4,610.00	1
PSYCHOLOGICAL CONSULTING INC	4,550.00	4
BAKER LYNDE G	4,381.25	3
BUZZO BILL J JR	4,381.24	3
COOK MARY K	4,148.00	9
CALLAHAN PETER J PLLC	4,085.00	6
JAMES RICHARD L PI	3,939.63	6
FREMOUW SIGLEY PSYCHOLOGICAL ASSOC PLLC	3,825.00	3
ARCO CHRISTINA M PH D PLLC	3,825.00	1
COOPERS INVESTIGATIVE AGENCY	3,785.32	2
ASHBURN CAROL A	3,389.00	1
MORRISON STEPHEN M	3,095.62	1
WINTERLING VINCENT ED D LLC	3,091.73	1
MACDONALD ROBERT J AGENCY INC	3,072.36	8
TONG DEAN	3,000.00	1
OWL INVESTIGATIONS INC	3,000.00	1
BRALEY & THOMPSON INC	2,849.80	1
NEUROSCIENCE CONSULTING INC	2,846.25	1
LAW-SCIENCE TECHNOLOGIES INC	2,789.13	1
BEHAVIORAL SCIENCE ASSOCIATES INC	2,750.00	1
LABORATORY CORP OF AMERICA HOLDINGS	2,645.30	2

**WEST VIRGINIA PUBLIC DEFENDER SERVICES
 APPOINTED COUNSEL FEES AND EXPENSES PAID
 FISCAL YEAR 2011**

Appointed Counsel and Service Providers Separate

PAYEE	TOTAL \$	# OF CLAIMS
STEVENS JOHN L	2,598.77	2
KELLEY SHAMELLE D	2,360.05	2
THE MACKENZIE GROUP LTD	2,223.75	2
WATSON JAMES V	2,101.25	2
USCINSKI RONALD H MD INC	2,000.00	1
LUNSFORD WILLIAM G	2,000.00	6
HUDSON CLIFTON R PHD	2,000.00	2
CHARLESTON PSYCHIATRIC GROUP INC	2,000.00	1
PATHOLOGY ASSOCIATES OF AMERICA INC	1,950.00	1
HARLOW STACY LLC	1,948.60	4
LOPEZ GINA M	1,929.12	1
MCBRIDE THOMAS L	1,896.91	3
SHAMROCK & ASSOCIATES PRIVATE INVESTIGATION & SECURITY INC	1,842.49	1
CITADEL INVESTIGATIVE SERVICES LLC	1,831.12	1
21ST CENTURY STRATEGIC SOLUTIONS INC	1,800.00	1
ROTOLO SUZANNE L	1,800.00	1
MOUNTAIN STATE INVESTIGATIONS	1,681.14	2
CHANDLER MARCIA L	1,590.05	1
HALL JEANNE S	1,559.25	2
YOUNG SHERI K	1,553.25	3
SIGLEY TERRY LAURITA	1,450.00	1
TRAINOR GREGORY E MA & ASSOC	1,437.50	2
BROWNING INVESTIGATIONS LLC	1,434.94	3
MAXIM REPORTING LLC	1,432.20	1
ALLEGHENY CONSULTANT SERVICES INC	1,411.86	2
YONOVITZ & JOE LLP	1,400.00	1
RATLIFF DOUGLAS M	1,367.29	1
CLARK MARIA K	1,331.10	1
PYROCOP INC	1,320.00	2
FROST JAMES L MD	1,290.00	1
BECKETT HERMAN H	1,282.40	1
LANHAM KATRINA R	1,250.00	1
RAGUS MORRIS E	1,200.00	2
IVAUN BARBARA A	1,149.90	4
PATTERSON PAMELA A	1,076.70	2
VESEL FRANK J	1,008.70	2
RALEIGH PSYCHIATRIC SERVICES INC	1,000.00	2
PROFESSIONAL SECURITY SERVICES LLC	969.89	1
VANHORN & VANHORN INC	956.87	1

**WEST VIRGINIA PUBLIC DEFENDER SERVICES
 APPOINTED COUNSEL FEES AND EXPENSES PAID
 FISCAL YEAR 2011**

Appointed Counsel and Service Providers Separate

PAYEE	TOTAL \$	# OF CLAIMS
REESMAN SHAWN D	927.95	1
PHARMCO CONSULTING SERVICES INC	900.00	1
QUINLISK JON	850.00	1
WARSHAW ENGINEERING	800.00	1
SOLUTIONS OUTPATIENT SERVICES INC	800.00	1
MCCLLOUD LISA SUE	800.00	1
GREENE JUDITH A	784.70	2
RODIN HAROLD F	750.00	1
DONATHAN P TWYLA	731.50	1
BACKGROUND INVESTIGATIONS	693.76	1
SUTPHIN CYNTHIA A	670.00	2
BROWN PEGGY S	622.15	2
STEVENS PRIVATE INVESTIGATIONS & SECURITY	615.00	3
WEAVERS FORENSIC SERVICES	600.00	1
VICTORY SERVICES	600.00	1
PROFESSIONAL COUNSELING & CONSULTING	600.00	1
MARTIN ROBERT G	600.00	1
ASSURED POLYGRAPH SERVICES INC	600.00	1
WHITT DAYTON B	593.65	1
NET WORKS LLC	570.00	1
HART LESLIE W	568.00	1
MONROE CO HEALTH CENTER	553.00	1
OFFICE OF CHIEF MEDICAL EXAMINER	540.00	1
COUNTY COURT REPORTERS INC	521.15	1
BOYD MARY S MD	500.00	1
HERRON-RICE TRACY P	466.65	1
LITTLE KATHRYN S	446.60	2
WHEELER INVESTIGATIONS	432.25	1
NATL MEDICAL SERVICES INC	426.00	1
J D PRODUCTIONS	410.00	1
HAMNER PSYCHOLOGICAL SERVICES	400.00	1
WINCHESTER MEDICAL CENTER INC	358.50	1
OWENS ANNE R	331.25	1
MILLER-MAIRS DONNA KAY	314.25	1
INDEPENDENT PARALEGAL SERVICES	310.00	1
TOTAL PROTECTION SERVICES	300.00	1
GUERTIN STEPHEN R MD	300.00	1
BLANKENSHIP D SHANNON	293.00	1
CHAFFIN JOSHUA C	285.00	1

**WEST VIRGINIA PUBLIC DEFENDER SERVICES
APPOINTED COUNSEL FEES AND EXPENSES PAID
FISCAL YEAR 2011**

Appointed Counsel and Service Providers Separate

PAYEE	TOTAL \$	# OF CLAIMS
STOLLINGS KAREN S	269.50	1
NATALE-JACK ROXANNA E	203.08	1
UNITED SUMMIT CENTER INC	200.00	1
SENECA HEALTH SERVICES	200.00	1
EAST RIDGE HEALTH SYSTEMS	200.00	1
HEALTHPORT TECHNOLOGIES LLC	148.29	1
BAZZIE ANETA M	79.00	1
SERVICE PROVIDER TOTAL	920,734.27	903
GRAND TOTAL	26,301,225.60	34,180

APPOINTED COUNSEL FEES & EXPENSES PAID BY PAYEE ALPHABETICAL ORDER

**WEST VIRGINIA PUBLIC DEFENDER SERVICES
 APPOINTED COUNSEL FEES AND EXPENSES PAID
 FISCAL YEAR 2011
 ALPHABETICAL ORDER**

PAYEE	TOTAL \$	# OF CLAIMS
A		
ABRAHAM & ILBERTON PLLC	10,479.60	36
ABSTEN ROBERT W	1,047.64	1
ADAMS FISHER & CHAPPELL PLLC	4,930.95	2
ADKINS CARL PLLC	1,103.00	6
ALBERTY MICHAEL C	27,464.24	12
ALBRIGHT JOSEPH P JR	17,325.83	20
ALMASE MARIA L	8,389.71	5
AMICK LAW FIRM PLLC	1,903.50	9
ANDERSON CHARLES E	2,417.50	4
ARBUCKLE DOUGLAS H	90,350.11	117
ARNOLD & BAILEY PLLC	27,337.30	57
ARONSON FINEMAN & DAVIS CO LPA	2,251.29	1
ASBURY LAW OFFICE PLLC	55,410.77	31
ASHLEY ANITA HAROLD	27,746.60	112
ATHEY JOHN D	198.50	1
ATKINS & OGLE LAW OFFICE LC	36,964.30	47
ATKINS JAMES B	55,640.33	74
AUCREMANNE JOSEPH	732.11	1
AVIS WITTEN & WANDLING LC	93,534.94	197
B		
BAILESS LAW PLLC	85,144.06	109
BAILEY & HOWARD PLLC	35,015.80	47
BAILEY & WYANT PLLC	6,545.20	3
BAILEY BRIAN W	101,616.13	127
BAILEY DENNIS R	79,117.67	103
BAILEY REGGIE R	60,676.79	105
BAILEY RILEY BUCH & HARMAN LC	7,627.16	3
BAILEY STULTZ OLDAKER & GREENE PLLC	2,691.22	2
BAKER & BROWN PLLC	23,416.98	90
BALDWIN SHANNON L ATTY AT LAW PLLC	64,674.10	83
BALGO & KAMINSKI LC	936.50	1
BALL GREGORY K	28,457.24	42
BARKER SHARON K	109,499.01	94
BARNETT KENNETH J PC	14,513.58	16
BARR JACK C	46,378.35	207
BARRAT ROBERT E	17,596.89	46

**WEST VIRGINIA PUBLIC DEFENDER SERVICES
 APPOINTED COUNSEL FEES AND EXPENSES PAID
 FISCAL YEAR 2011
 ALPHABETICAL ORDER**

PAYEE	TOTAL \$	# OF CLAIMS
BARRY CHAD D LC	75,554.32	160
BATES HEATHER RENEE	957.82	3
BAUMGARTEL ROLF E	261.37	3
BAYLISS SHAWN D	122,619.30	133
BEAN & BEAN	22,718.54	42
BELLOMY & TURNER LC	98,480.79	359
BENFORD LEE F II	39,478.14	17
BETER GEORGE D	8,719.00	1
BIDDLE JACQUELYN STOUT	3,560.06	5
BISCHOFF LAW FIRM PLLC	3,912.22	8
BLACKBURN GREGORY A PSC	5,000.00	1
BLAIR JERRY	48,478.96	76
BLAIR LAW OFFICES PLLC	1,093.50	1
BLAND & BLAND	110.00	1
BLEDSON LAW OFFICE	155,691.17	66
BLYLER HOWARD J	69,316.41	113
BODEN NEIL V	32,229.59	28
BONINSEGNA SANTE JR	327.42	1
BORDAS & BORDAS PLLC	6,098.05	1
BOTTNER & SKILLMAN	36,831.88	56
BOUCHILLON CROSSAN & COLBURN LC	4,130.50	2
BOWERS JEFFREY S	22,701.53	14
BOWLES RICE MCDAVID GRAFF & LOVE	3,862.53	10
BRADLEY LAW OFFICE PLLC	22,873.32	32
BRANCAZIO HELEN M	9,767.74	30
BRECKINRIDGE DAVIS SPROLES & CHAPMAN PLLC	39,367.81	59
BREWER & GIGGENBACH PLLC	34,595.94	33
BREWSTER MORHOUS CAMERON CARUTH MOORE KERSEY & STAFFORD PLLC	4,891.05	7
BRIDI JOHN L	153.50	1
BRISCOE L SCOTT	146,858.68	208
BROOKS JOHN B	47,484.44	37
BROWN-BAILEY COLLEEN MICHELLE	2,166.49	1
BRUCE BARRY L & ASSOCIATES LC	1,616.20	2
BRYAN CARSON N	17,609.26	56
BRYAN JOHN H	5,345.62	13
BRYANT CARL P	112,769.13	195
BUCCI BAILEY & JAVINS LC	2,303.96	6
BUCK DALE LAW OFFICE OF PLLC	27,450.52	24

**WEST VIRGINIA PUBLIC DEFENDER SERVICES
 APPOINTED COUNSEL FEES AND EXPENSES PAID
 FISCAL YEAR 2011
 ALPHABETICAL ORDER**

PAYEE	TOTAL \$	# OF CLAIMS
BUCY WINIFRED L	19,627.00	11
BUEL TOBY J LAWYER PLLC	2,867.32	3
BULLMAN & BULLMAN	64,146.44	77
BURDETTE KRISTINE ADELE	34,703.96	96
BURTON DEANDRA	18,485.00	11
BUSCH ZURBUCH & THOMPSON PLLC	3,998.54	2
BUSH FRANK P JR LAW OFFICE OF	669.19	4
BUTLER JOHN M	873.18	2
BYRER F SAMUEL PLLC	15,646.44	13
C		
CAGLE JAMES M	5,168.65	1
CALHOUN JONATHAN MITCHELL	17,933.85	32
CALLAGHAN & CALLAGHAN PLLC	54,937.09	23
CALLEN CHRIS F	32,589.84	25
CALWELL PRACTICE PLLC	2,866.33	7
CAMPBELL FLANNERY PC	29,553.58	11
CARBONE & BLAYDES PLLC	11,507.72	40
CAREY JAMES T	23,961.94	33
CARL KEATON FRAZER & MILLESON PLLC	75,686.97	116
CARR JOHN A ATTORNEY AT LAW PLLC	47,897.88	43
CARR LAW OFFICES PLLC	24,583.00	37
CARRICO LAW OFFICES LC	7,431.43	7
CARROLL GALE E	591.09	3
CASEYS LAW OFFICE	26,614.56	29
CASSIDY MYERS COGAN & VOEGELIN LC	11,755.86	3
CASTEEL & POLING PLLC	477,735.17	315
CASTEEL LAW OFFICE PLLC	3,036.42	7
CASTO & CASTO LC	2,706.70	1
CHASE JOHN K IV	29,130.60	22
CHATTIN ANDREW B	42,240.42	61
CHILDLAW SERVICES INC	81,168.15	76
CHRIST KATRINA M LAW FIRM LC	26,438.40	51
CICCARELLO DEL GUIDICE & LAFON	42,201.32	62
CILIBERTI LAW OFFICE PLLC	25,388.58	33
CISCO-STURGELL KATHRYN	53,512.50	56
CLARKE D RANDALL	13,469.10	11
CLIFFORD MICHAEL T	6,157.00	4

**WEST VIRGINIA PUBLIC DEFENDER SERVICES
 APPOINTED COUNSEL FEES AND EXPENSES PAID
 FISCAL YEAR 2011
 ALPHABETICAL ORDER**

PAYEE	TOTAL \$	# OF CLAIMS
CLYBURN BRENT A LAW OFFICE	108,310.05	85
COLLINS LAW FIRM	44,198.95	91
COLLINS LAW OFFICE PLLC	10,833.06	18
COLVIN NICHOLAS FORREST ESQ LAW OFFICE OF PLLC	116,188.82	90
CONAWAY & CONAWAY	19,538.40	59
CONRAD & CONRAD	42,260.07	35
CONWAY LAW OFFICE	111,931.65	262
COODE JAMES M	2,763.88	1
COOK & COOK	77,878.12	88
COOK BRANDON S	1,300.00	4
COOKE MICHAEL P	134,779.01	248
COOPER LAW OFFICES PLLC	18,959.34	1
COREY DANIEL S	166,548.00	176
COSNER LAW OFFICE	51,597.58	176
COURTRIGHT LAW OFFICES	133,502.27	289
COWDEN ALLISON ADYNEIC	45,416.86	16
COX KEITH A	8,590.80	19
CRICHTON & CRICHTON	421.50	2
CRISWELL & FRENCH PLLC	4,322.78	4
CURNUTTE LAW OFFICE	39,825.86	77
CURRY & SWISHER PLLC	502.90	1
CURRY AMOS & ASSOCIATES LC	16,297.64	38
CZARNIK R THOMAS & ASSOCIATES	37,352.52	51
D		
DALBY NANCY A ATTY AT LAW PLLC	71,365.61	29
DALTON MARSHA	62,266.58	76
DASCOLI LAW OFFICES	115,065.00	80
DAVIS & CHAPMAN PLLC	647.13	6
DAVIS KEVIN P	2,804.50	7
DAVIS R STEPHEN	16,934.50	8
DAWSON DAVID M	14,851.49	48
DEAN WILLIAM P	34,964.43	46
DEMARINO SHELLY PLLC	979.50	2
DEMOSS DAVID B	60,357.14	87
DEVALL OLIVIA S HARRIS	22,740.85	31
DILLON WELLS H	190,590.98	226
DINARDI PETER D	11,224.70	20

**WEST VIRGINIA PUBLIC DEFENDER SERVICES
 APPOINTED COUNSEL FEES AND EXPENSES PAID
 FISCAL YEAR 2011
 ALPHABETICAL ORDER**

PAYEE	TOTAL \$	# OF CLAIMS
DINSMORE & SHOHL LLP	8,552.47	6
DITRAPANO BARRETT & DIPIERO	10,980.57	1
DOOLEY LAW FIRM	3,277.97	9
DOUGLASS ERNEST M	49,374.74	122
DRAKE LAW OFFICE LC	192,477.82	196
DREW PATTON LAW OFFICE	6,846.00	7
DRIVER CHARLES S III	32,559.90	52
DUFFY KEVIN C	54,966.97	34
DUNLAP ROBERT ESQ PLLC	3,267.18	7
DYER LAW OFFICES	30,193.32	27
E		
EACHUS MICHAEL N	48,765.80	61
EKENASI GEOFFREY I	11,516.29	9
ELLEM LAW OFFICE	43,934.18	109
ERHARD CRAIG P	36,944.53	71
ESCUE & PRITT LAW OFFICE CO	103,458.12	255
ESTEP & SHAFFER LC	7,273.29	1
EVANS THOMAS HANNA PLLC	182,735.89	126
EVERETT MARK ATTORNEY AT LAW PLLC	17,955.99	32
F		
FAERBER KRISTOPHER	94,274.16	65
FAIR MATTHEW H	14,556.50	40
FARMER CLINE & CAMPBELL PLLC	585.00	3
FARNSWORTH LAW OFFICE	50,816.73	53
FAST LAW OFFICE LC	15,705.00	11
FERRIS HOWARD M	61,236.00	133
FILE PAYNE SCHERER & FILE	7,296.82	9
FITTRO JONATHAN	63,251.64	58
FITZ STEPHEN S	31,157.58	55
FITZWATER TRAVIS R	3,519.16	5
FLAHERTY SENSABAUGH & BONASSO PLLC	36,394.98	1
FLINCHUM R KEITH	237,324.51	146
FOLICKMAN PAMELA R LAW OFFICE OF	227,106.81	328
FOLWELL NORMAN L	26,151.77	164
FORBES LAW OFFICES PLLC	41,619.88	44
FORBES WILLIAM J	238.10	1

**WEST VIRGINIA PUBLIC DEFENDER SERVICES
 APPOINTED COUNSEL FEES AND EXPENSES PAID
 FISCAL YEAR 2011
 ALPHABETICAL ORDER**

PAYEE	TOTAL \$	# OF CLAIMS
FORESTER WILLIAM T	26,197.37	93
FORMAN & RIST LC	8,477.88	15
FRAGILE PAT C	10,269.00	8
FRAME DAVID W	5,395.80	1
FRANCIS ERIC M	389.05	2
FREEMAN & NIEZGODA PLLC	31,062.49	82
FRIEND & ROZAS LLC	18,433.52	23
FROBLE MICHAEL E	13,206.01	18
FUDA THOMAS L	76,185.15	62
FURNER DEAN A ATTORNEY AT LAW PLLC	44,864.62	97
G		
GALFORD RANDALL W	6,222.25	11
GALL D CONRAD	21,312.24	40
GARLOW RICHELLE KEENER	12,141.13	24
GARNES DESIREE LYNNETTE	47,950.28	48
GARRETT & GARRETT	184,312.75	191
GARVIN LAW PLLC	2,298.89	9
GEARY & GEARY LC	97,695.04	71
GENTILOZZI & ASSOCIATES PLLC	44,580.89	77
GERBER JAY	62,371.46	127
GIANOLA BARNUM WIGAL & LONDON LC	2,540.42	3
GIATRAS LAW FIRM PLLC	36,607.50	52
GIBSON LEFLER & ASSOCIATES	6,009.74	16
GIGGENBACH ELIZABETH	14,765.96	21
GIGGENBACH MELISSA J	3,217.01	1
GILLISPIE SHAWN C	1,401.50	1
GREENBAUM STEVEN A ESQ ATTY AT LAW PLLC	23,957.74	59
GREENE TRACIE L	4,896.05	4
GREER LAW OFFICES PLLC	193.00	1
GREGORY BETTY SUE CLARK	17,390.14	16
GREINER & CYRUS LC	13,140.61	23
GRIFFITH BETSY	40,209.36	58
GRINDO DANIEL R LAW OFFICE OF PLLC	133,464.13	168
GRUBB JASON R	119,812.96	134
GRUEL WILLIAM LAW OFFICE OF	2,403.77	3
GRUNAU DAVID M	26,207.30	41
GUNNOE LAW OFFICE	90,191.79	154

**WEST VIRGINIA PUBLIC DEFENDER SERVICES
 APPOINTED COUNSEL FEES AND EXPENSES PAID
 FISCAL YEAR 2011
 ALPHABETICAL ORDER**

PAYEE	TOTAL \$	# OF CLAIMS
GUTMANN RICHARD M LC	17,164.58	18
H		
HALL DWIGHT R	72,196.10	75
HALL KAREN L	16,215.00	128
HALLINAN LAW OFFICES PLLC	415.54	2
HAMILTON BURGESS YOUNG & POLLARD PLLC	1,491.29	2
HAMILTON CHARLES R	155,418.25	219
HAMILTON NEAL J	12,651.58	32
HANCOCK & SEARS	18,554.32	9
HANDLEY & HUNT PLLC	33,033.50	84
HARBOUR PAULA L PLLC	6,787.21	7
HARDING WILLIAM H	1,071.26	1
HARDISON RICHARD E JR	82.00	1
HARMAN MARLA ZELENE	68,651.55	47
HARRIS CHRISTIAN R	20,473.50	18
HARSH LAW LC	107,780.89	133
HART DAVID W	50,244.92	93
HART LAW CENTER	29,914.84	27
HARVEY & JANUTOLO	172,919.94	177
HASSAN LAW OFFICE	54,105.00	64
HATFIELD & HATFIELD PLLC	46,263.39	82
HATFIELD MCGINNIS E	2,277.58	1
HAUGHT IRA M	115,726.00	58
HAWKINS JAMES E JR	123,613.93	224
HAYDEN & HART PLLC	46,488.03	65
HAYES MORGAN B LAW OFFICES OF PLLC	52,573.30	40
HAYNIE BELINDA A	51,891.83	81
HEDGES JONES WHITTIER & HEDGES	12,313.32	7
HEDGES LYONS & SHEPHERD PLLC	33,512.12	30
HENDERSON HENDERSON & STAPLES LC	4,181.82	3
HENRY REGINALD D ATTORNEY AT LAW PLLC	1,228.00	3
HERNDON STEPHEN D	41,328.81	31
HEWITT & SALVATORE PLLC	9,943.99	16
HEWITT JENNIFER DAY	30,571.69	39
HICKS NATHAN A PLLC	4,773.37	1
HILL DAVID L	22,761.80	47
HILL JOHNSON LAW PLLC	96,348.97	167

**WEST VIRGINIA PUBLIC DEFENDER SERVICES
 APPOINTED COUNSEL FEES AND EXPENSES PAID
 FISCAL YEAR 2011
 ALPHABETICAL ORDER**

PAYEE	TOTAL \$	# OF CLAIMS
HINERMAN HOLLY W	27,690.46	35
HIVELY HERBERT L II	95,034.81	227
HOBBS MARK E	9,175.00	5
HODGES & CAMPBELL PC	45,311.99	35
HODGES & RIFFLE PLLC	19,078.95	14
HOLDREN JASON D	5,377.50	16
HOLLANDSWORTH RICHARD W	85,917.35	46
HOLROYD FRED F III	64,617.16	60
HOOSIER LAW FIRM PLLC	116,517.97	103
HOOVER ANDREWS	13,580.31	7
HOOVER RANDY D	1,812.50	9
HOPKINS VIRGINIA JACKSON	12,536.96	5
HOUCK G TODD ATTORNEY AT LAW LC	45,662.80	79
HOUSTON & CLARK PLLC	13,659.31	24
HOWLEY LOREN B	6,047.50	21
HUDNALL MARK D	10,684.78	32
HUFFMAN WILLIAM O	51,471.94	77
HUGHART KEVIN W	99,833.35	122
HUMBERSON DON A	15,221.25	24
HYER & LITTLEPAGE	21,141.09	15
HYRE LAW OFFICE PLLC	13,846.00	19
J		
JACKSON-GILLISON HELEN L	42,137.07	29
JACOVETTY GERALD G JR LC	228,290.99	490
JAMES LAW FIRM	29,258.40	21
JARRELL ROBERT STEPHEN	46,658.68	65
JOHNSON SHANNON S	1,677.26	4
JOHNSTON HOLROYD & ASSOCIATES	11,881.28	1
JONES BENNY G	5,815.02	15
JONES STEVEN A LC	36,660.84	41
JUDY & JUDY	19,050.25	50
JURCO JOHN M	17,138.45	10
JUSTICE FOR ALL LEGAL SERVICES	6,568.34	31
K		
KARICKHOFF DAVID	55,378.00	127
KARR DAVID JR	21,559.20	11

**WEST VIRGINIA PUBLIC DEFENDER SERVICES
 APPOINTED COUNSEL FEES AND EXPENSES PAID
 FISCAL YEAR 2011
 ALPHABETICAL ORDER**

PAYEE	TOTAL \$	# OF CLAIMS
KARR THOMAS B	24,375.85	96
KATZ KANTOR & PERKINS	48,008.68	83
KAUFMAN & MCPHERSON PLLC	7,011.46	10
KAYSER LAYNE & CLARK PLLC	19,343.85	27
KEESEE RYAN HAMILTON	666.34	1
KELLEY DAVID B LAW OFFICE	145,210.67	134
KELLEY LAW OFFICE	20,678.50	30
KENTUCKY LAW OFFICE OF CECIL C VARNEY PSC	2,776.49	1
KERNS TIMOTHY J	585.00	1
KIGER TIMOTHY R	20,649.06	58
KING WAYNE	19,351.50	12
KIRKPATRICK LAW OFFICE PLLC	25,336.22	11
KLATT LAW OFFICES	24,468.40	23
KLIE LAW OFFICES PLLC	610.35	1
KOHOUT EDWARD R LAW OFFICES OF	21,432.48	41
KOSTOL KAREN B	7,981.90	15
KRATOVIL & AMORE PLLC	17,094.71	37
KROGER LAW OFFICE	2,807.00	1
KUENZEL & ASSOCIATES PLLC	20,327.32	22
KUPEC & ASSOCIATES PLLC	62,931.50	62
KURELAC LAW OFFICE PLLC	95,353.68	105
L		
LACARIA PHILIP A	92,455.00	79
LAISHLEY JOHN	81,618.96	59
LAMBERT SHERMAN L SR PLLC	6,897.09	1
LAMP O'DELL BARTRAM LEVY TRAUTWEIN & PERRY PLLC	5,094.29	1
LANHAM JOHN S	32,686.71	45
LANTZ LAW OFFICE	36,368.01	30
LASH FRANKLIN W	41,963.79	28
LEFLER & BOGGS PLLC	45,683.41	60
LESTER WILLIAM M	367,115.91	364
LEWIS GLASSER CASEY & ROLLINS LLP	3,166.74	1
LEWISLAW	1,631.24	1
LOCKWOOD & LOCKWOOD	31,504.00	52
LOGUE SEAN PLLC	25,390.09	34
LONG LAW OFFICES PLLC	72,178.23	100
LONG ROBBY N LAW OFFICE OF LC	63,536.48	92

**WEST VIRGINIA PUBLIC DEFENDER SERVICES
 APPOINTED COUNSEL FEES AND EXPENSES PAID
 FISCAL YEAR 2011
 ALPHABETICAL ORDER**

PAYEE	TOTAL \$	# OF CLAIMS
LORD JASON S	58,524.06	74
LORD LAW FIRM PLLC	2,282.11	16
LOUDERBACK ROBIN R	9,312.00	16
LOVE JAY CARTER	15,704.50	10
LUPARDUS LAW OFFICE	149,211.50	169
LUSK KYLE G	195.50	1
LUTTRELL & PREZIOSO PLLC	54,934.42	38
LYALL JERRY M	48,061.61	83
M		
MAIER LAW OFFICE LLC	58,786.26	91
MALLET SHANE M LAW OFFICES	9,727.01	11
MANFORD BYRON CRAIG	38,129.86	8
MANYPENNY J PERRY	85,492.91	87
MAPOTHER & MAPOTHER PSC	2,200.70	3
MARTENEY MICHAEL PAUL	50,550.30	82
MARTIN R A LAW	5,153.87	11
MARTINO GARY J	16,434.50	39
MAUSER BERNARD R	16,100.32	30
MAUZY JEFFERY T	19,180.87	31
MAZZEI ROCCO E	146,061.48	91
MCCAMIC SACCO PIZZUTI & MCCOID PLLC	40,488.37	34
MCCOY JAMES A JR	51,086.00	32
MCDERMOTT DANA P	18,663.26	2
MCFADDEN JEROME J	2,649.84	14
MCFARLAND JOSEPH W JR	89,104.16	130
MCGEELAW	18,315.50	25
MCGRAW LAW OFFICES	117,593.63	54
MCINTYRE RHONDA M	12,129.80	11
MCINTYRE-NICHOLSON RACHELLE D	3,888.54	4
MCNEER HIGHLAND MCMUNN VARNER LC	152,549.75	178
MCPHAIL SHARI	708.50	1
MCQUADE RUTH A LAW OFFICE OF	43,423.81	53
MENDELSON ANDREW	21,745.96	15
MESLER LAW OFFICES	5,490.04	10
MEYER FORD GLASSER & RADMAN PLLC	12,541.01	63
MICHAEL GREGORY G	46,563.15	98
MICHAEL NELSON M LC	62,935.60	185

**WEST VIRGINIA PUBLIC DEFENDER SERVICES
 APPOINTED COUNSEL FEES AND EXPENSES PAID
 FISCAL YEAR 2011
 ALPHABETICAL ORDER**

PAYEE	TOTAL \$	# OF CLAIMS
MIELKE WAYNE ROBERT	79,130.92	17
MILLS KEVIN D & ASSOCIATES PLLC	6,512.44	3
MINTZER SAROWITZ ZERIS LEDVA & MYERS LLP	5,805.79	1
MIRHOSEINI DAVID C	18,824.00	6
MITCHELL JOHN R JR LAW OFFICE OF LC	642.00	2
MITCHELL JOHN R LC	1,982.50	8
MIZE LAW FIRM PLLC	32,027.17	28
MOFFATT CHRISTOPHER G	165,059.39	102
MOLESSA HEATHER IRELAND	14,062.61	15
MONTGOMERY PAUL A	5,125.55	8
MONTORO HARRY P LAW OFFICE OF PLLC	98,907.62	154
MOORE DAVID K	31,323.70	31
MOORE JERRY D	61.00	1
MOOREHEAD CHRISTOPHER S	21,946.05	32
MORAN JANE LAW OFFICE	13,037.23	30
MORGAN DENNIE S JR	72,592.26	28
MORGAN E LAVOYD JR	77,499.84	53
MORGAN JENNIFER L LAW OFFICE OF PLLC	165.21	1
MORGAN THEODORE E	28,186.74	23
MORGAN TONY	36,078.90	70
MORGAN WARD	45,336.92	42
MOSES JOSEPH J	156,382.52	50
MOUNTAINEER LEGAL SERVICES PLLC	216,089.30	288
MOYE LAW OFFICE	3,967.29	8
MOYE LISA M	995.50	2
MULLINS CHARLES B II	260,093.28	137
MUNOZ A JOSEPH LAW FIRM OF	98,611.00	85
MURPHY LEGAL SOLUTIONS PLLC	5,789.58	13
MUSGRAVE & MUSGRAVE	46,859.26	83
MYERS JESSICA E	15,215.41	15
N		
NANNERS & WILLETT LC LAW OFFICES OF	294,497.47	311
NAVY L VICTOR	82,309.62	112
NEISWONGER & WHITE	130,026.26	257
NESSSEL LAW FIRM	123,107.36	80
NESTOR WILLIAM T PLLC	59,438.46	95
NEW STEPHEN P LC	5,463.92	7

**WEST VIRGINIA PUBLIC DEFENDER SERVICES
 APPOINTED COUNSEL FEES AND EXPENSES PAID
 FISCAL YEAR 2011
 ALPHABETICAL ORDER**

PAYEE	TOTAL \$	# OF CLAIMS
NOGAY CATHRYN A	62,216.98	29
NOONAN & NOONAN LLC	3,481.00	31
NOONE ROBERT T	57,529.08	29
NOVOBILSKI JEROME R	1,017.87	1
O		
OGLE CANDACE L	31,995.80	197
OLIVIO & GRIFFITH ATTORNEYS AT LAW PLLC	2,688.00	2
OOTEN GRAYDON C JR	8,770.75	4
ORNDORFF & HATFIELD ATTY AT LAW	61,916.47	65
ORNDORFF DAVID L	64,989.09	81
ORTEZA AILYNN MAE	45,975.95	17
OSHOWAY F JOHN	104,687.95	124
OURS JOHN G	21,905.82	33
P		
PALMER & TITUS	171.25	1
PALUMBO CHESTER L	16,425.20	26
PANEPINTO MARK D	14,913.64	14
PARKULO JOHN F	19,748.50	24
PARMER LAW OFFICE	1,738.94	1
PARTAIN LAW OFFICES	79,336.64	142
PATTERSON CLAYTON W	10,065.20	9
PATTERSON THOMAS K A LEGAL CORP	1,831.00	5
PAYNE WILBERT A	24,148.30	68
PELLEGRIN MARK P	40,162.27	55
PENNINGTON DEANNA L	15,068.00	17
PENNINGTON WILLIAM L	26,229.74	45
PEYTON LAW FIRM PLLC	960.68	2
PHILLIPS GARDILL KAISER & ALTMAYER	2,284.65	5
PHILLIPS P TODD	28,742.92	36
POMEROY LAW OFFICE PLLC	5,195.50	7
POORE MESHEA L LAW OFFICE OF	2,861.76	10
POWELL & MAJESTRO PLLC	7,763.00	12
POWELL ERIC K	169,356.18	276
POWELL LAW OFFICES	7,911.00	16
PRALL THOMAS J	43,455.92	93
PRATT LENA D	55,329.42	86

**WEST VIRGINIA PUBLIC DEFENDER SERVICES
 APPOINTED COUNSEL FEES AND EXPENSES PAID
 FISCAL YEAR 2011
 ALPHABETICAL ORDER**

PAYEE	TOTAL \$	# OF CLAIMS
PRENTICE TIMOTHY H	41,803.61	73
PRESTON & WEESE LC	18,132.25	14
PRESTON SILAS M	6,752.00	4
PRICE LOUIE T	64,808.81	36
PRITT & PRITT PLLC	14,768.00	12
PROCTOR LAW OFFICES PLLC	1,980.50	6
PULLIN FOWLER FLANAGAN BROWN & POE PLLC	96,222.55	233
R		
RADCLIFF PLLC	6,035.31	1
RADMAN SCOTT S	58,274.11	149
RANDOLPH D KEITH LAW OFFICE PLLC	25,595.59	56
REBROOK EDWARD E III	123,110.02	96
REDMAN & PAYNE	49,597.80	35
REEDER LAW OFFICES PLLC	46,794.26	48
REES JAMES B	64,664.42	80
REESE PAUL K	3,222.64	4
REYNOLDS & ASSOCIATES PLLC	6,491.21	7
RIBEL KATICA	63,191.57	102
RICE WILLIAM T	117,431.17	53
RICHARDSON & DAVIS	10,743.83	21
RICHARDSON RICHARDSON & CAMPBELL	17,865.05	45
RILEY V ALAN ATTORNEY AT LAW PLLC	5,136.66	1
RISOVICH LAW OFFICES	31,732.64	34
RIST LAW OFFICES LC	15,573.36	26
ROHRIG RANDAL W	11,528.69	25
ROBINSON & MCELWEE	3,548.51	7
RODGERS JEFFREY S	70,243.37	135
RODRIGUEZ VANESSA LYNN LAW OFFICES	10,540.15	22
ROHRIG FREDERICK M DEAN	2,297.19	2
ROKISKY & ASSOCIATES	14,599.93	5
ROLL W DAN	42,653.55	77
ROLLINS CHARLES MATTHEW	13,787.72	20
ROLLO EDMUND J	21,418.00	35
ROLLO LANCE E	62,348.86	67
ROMAIN JULIE GOWER	14,702.00	58
ROOP & SMITH LAW OFFICE PLLC	16,766.50	10
ROSE JOAN A	4,903.90	3

**WEST VIRGINIA PUBLIC DEFENDER SERVICES
 APPOINTED COUNSEL FEES AND EXPENSES PAID
 FISCAL YEAR 2011
 ALPHABETICAL ORDER**

PAYEE	TOTAL \$	# OF CLAIMS
ROSENLIEB DUANE C JR	53,556.62	40
ROSINSKY LAW OFFICE LC	48,961.92	27
ROSSI LAW FIRM	34,359.33	26
ROTH LEGAL SERVICES LC	81,261.24	116
RUCKMAN LAW OFFICE	857.50	1
RUMORA & RUMORA LC	19,279.00	15
RUNDLE JULIET WALKER	8,670.00	13
RUSEN & AUVIL PLLC	2,515.07	2
RUTH LAW OFFICES PLLC	121,907.64	146
RYAN KOURTNEY A & ASSOCIATES	113,345.00	24
RYAN WILLIAM D	1,186.69	4
S		
SAAD ABRAHAM J PLLC	48,545.47	72
SAFFER MARTIN V	33,870.00	32
SAL NATALIE J	18,122.55	8
SAL SELLARO CULPEPPER LEGAL GROUP PLLC	1,050.18	3
SALMONS RONALD G ATTORNEY AT LAW PLLC	60,492.34	73
SAMMONS OLIVERO & PARASCHOS PLLC	10,111.14	7
SANDERS AUSTIN FLANIGAN & FLANIGAN	74,257.62	67
SANTER & SANTER	30,479.93	71
SAVILLE ROYCE B PLLC	34,825.50	89
SCALES CINDA L	23,399.23	40
SCARPONE DAVID J LAW OFFICE OF	818.36	1
SCHAMBERGER LEGAL SERVICES	38,611.20	52
SCHARF WILLIAM H	19,551.85	28
SCHEETZ CHRISTOPHER A	54,282.59	106
SCHILLACE LAW OFFICE	133.94	1
SCOTT JOHN A	5,088.00	20
SELBY BEVERLY S	1,073.00	1
SELDEN LAW OFFICES LC	57,162.26	47
SELLARO AMBER URTSO	7,251.50	11
SHAFFER & SHAFFER	65,094.46	95
SHARLEY MICHAEL J	9,716.00	18
SHAW & TATTERSON LC	79,176.72	202
SHAY DANA R	63,039.49	76
SHEEHAN & NUGENT PLLC	2,090.00	1
SHERMAN LAWRENCE E JR LC	171,299.81	265

**WEST VIRGINIA PUBLIC DEFENDER SERVICES
 APPOINTED COUNSEL FEES AND EXPENSES PAID
 FISCAL YEAR 2011
 ALPHABETICAL ORDER**

PAYEE	TOTAL \$	# OF CLAIMS
SHOCKLEY JAMES B	21,381.15	20
SHOUGH SCOTT A	116,464.85	183
SIEGRIST & WHITE PLLC	9,105.50	2
SIMMERMAN LAW OFFICE PLLC	598.86	1
SIMMONS & SIMMONS LC	55,393.68	56
SIMMONS EUGENE M	39,163.20	35
SIMMONS HUNTER D	105,577.20	372
SIMMS MICHAEL	10,230.88	26
SIMS DAVID A LAW OFFICES PLLC	7,129.42	7
SINKKANEN DREAMA D LAW OFFICES	55,135.35	79
SIRK TIMOTHY M	3,200.63	7
SKAGGS G ERNEST	147,780.29	128
SKEEN KENNAD LEE II	36,275.37	18
SKLAVOUNAKIS LAW OFFICE	25,329.19	20
SMITH & SCANTLEBURY LC	18,122.75	2
SMITH CLINTON W	9,356.88	33
SMITH COURTLANDT	3,923.56	2
SMITH GREG K	7,918.20	11
SMITH LILLY & BALL PLLC	31,921.50	27
SMITH MCMUNN & GLOVER PLLC	17,827.67	18
SMITH MICHAEL CLAY	23,258.86	51
SMITH RICHARD D JR LAW OFFICES OF	29,273.59	52
SMITH S F RAYMOND	3,590.36	7
SNYDER & HASSIG	39,701.74	34
SOUTHERN WV LAW CLINIC	53,671.46	65
SPANOVICH & PATEL LLC	660.44	2
SPARACINO ANTHONY J JR	3,597.50	5
SPILMAN THOMAS & BATTLE PLLC	3,855.00	1
SPONAUGLE & SPONAUGLE	44,951.45	51
STANTON G PATRICK JR	7,307.22	20
STANTON GEORGE P III	1,945.92	2
STANTON SHIRLEY J	7,809.08	12
STAPLETON LAW OFFICES LC	3,010.00	2
STARCHER & FRUM PLLC	178,211.07	252
STARCHER MELISSA L	13,989.52	22
STEED DEBRA L	2,748.66	18
STEIN RONALD F JR PLLC	8,288.81	34
STEPHENS GLORIA M	43,520.36	29

**WEST VIRGINIA PUBLIC DEFENDER SERVICES
 APPOINTED COUNSEL FEES AND EXPENSES PAID
 FISCAL YEAR 2011
 ALPHABETICAL ORDER**

PAYEE	TOTAL \$	# OF CLAIMS
STEPHENS JENNIFER L	20,054.95	26
STEPTOE & JOHNSON	42,833.33	64
STEVENS CHARLES JEFFREY	1,619.35	3
STEWART JOYCE E	20,728.00	15
STOBBS R RUSSELL	43,227.59	67
STOLLINGS HARLEY E	16,153.75	24
STONE ROBERT C JR	6,337.71	6
STURM HEIDI M GEORGI	45,347.34	47
STURM JOSHUA PAUL	37,722.07	40
SULLIVAN JESSICA A	13,739.44	10
SUMMERS WILLIAM B	482,379.16	661
SUPPLE LAW OFFICES PLLC	17,964.86	46
SUTTON & JANELLE PLLC	10,027.20	41
T		
TABOR LINDSAY & ASSOCIATES PLLC	1,284.84	9
TATE REBECCA L	2,666.50	4
TAYLOR PAUL G	10,789.91	16
THOMPSON & PARDO PLLC	34,693.68	55
THOMPSON & WEATHERHOLT PLLC	5,002.45	1
THOMPSON BARNEY	838.50	2
THOMPSON JOHN M JR	77,794.21	100
THOMPSON LAW OFFICE PLLC	33,323.50	41
THOMPSON LOUDOUN L PLLC	6,006.00	34
THORN LAW OFFICES	17,263.51	10
THORN MATTHEW T	10,574.00	10
THORNE STEVEN M	47,081.50	99
THORNTON KIT LAW OFFICE PLLC	94,748.10	284
TICHENOR LAW OFFICE	90,297.68	110
TIPTON LAW OFFICES	37,306.27	71
TISSUE PHILIP J	13,466.25	15
TORRES GEORGE M	47,056.08	101
TREADWAY JOHN H JR	28,426.59	47
TRIPLETT & TRIPLETT LC	1,744.50	2
TROISI JOSEPH G	54,131.89	73
TROZZO LOWERY WESTON & ROCK	5,227.32	12
TRUMP & TRUMP LC	2,579.03	2
TUCKER GREGORY A PLLC	5,497.99	17

**WEST VIRGINIA PUBLIC DEFENDER SERVICES
 APPOINTED COUNSEL FEES AND EXPENSES PAID
 FISCAL YEAR 2011
 ALPHABETICAL ORDER**

PAYEE	TOTAL \$	# OF CLAIMS
TURNER & JOHNS PLLC	7,672.91	16
TURNER MICHAEL	8,277.06	18
TYREE EMBREE & ASSOCIATES PLLC	23,589.45	57
TYSON DAVID R	175,280.05	336
V		
VAN BIBBER G WAYNE LAW OFFICES OF	2,617.18	2
VAN ZANT SUSAN J LC	25,530.77	44
VANNOSTRAND & MORTON	45,206.61	77
VANTASSEL SHERRILYN F	950.82	1
VICTOR VICTOR & HELGOE LLP	276,385.35	261
VITAL RICHARD L	12,398.50	17
W		
WALKER LELA ATTY AT LAW PLLC	9,566.27	37
WALL RANDALL D	61,296.57	173
WALLACE MICHAEL K	64,440.41	94
WALTERS KRAUSKOPF & BAKER	64,786.65	99
WARE BENJAMIN B LAW OFFICES OF PLLC	1,790.88	6
WARMAN CHERYL L	45,403.02	74
WATERS WARNER & HARRIS PLLC	21,220.49	22
WEBB DAVID HAMILTON	40,152.33	78
WEBB EUGENE E III	776.00	1
WEBB-RUMORA MARSHA	38,457.19	33
WEBER & WEBER	6,194.18	7
WEESE HEATHER M LAW OFFICE OF PLLC	27,540.31	33
WEESE LISA A	113,112.88	81
WEESE ROGER R	58,283.50	60
WEESE TRACY	34,818.81	17
WEHNER LAW OFFICES	87.50	1
WEST & JONES	20,780.78	44
WEST CHARLES STANFORD	6,534.00	4
WEST STEPHEN BROOKS II	67,697.94	78
WESTON LAW OFFICE	17,881.59	24
WHITE ANGELA M	215.16	1
WHITE KEITH	132,984.10	153
WHITE MAX H PLLC	44,505.67	151
WHITE THOMAS E	11,250.39	9

**WEST VIRGINIA PUBLIC DEFENDER SERVICES
 APPOINTED COUNSEL FEES AND EXPENSES PAID
 FISCAL YEAR 2011
 ALPHABETICAL ORDER**

PAYEE	TOTAL \$	# OF CLAIMS
WHITE THOMAS W THE LAW OFFICE OF PLLC	172.50	1
WHITEMAN BURDETTE PLLC	136,190.50	190
WHITEMAN FRANCES C	77,424.97	79
WHITT MICHAEL R	80,835.52	32
WIDMER-EBY & ASSOCIATES	5,778.91	11
WIEDEL DIANA CARTER	108,511.50	71
WILCHER GEOFFREY S	63,451.06	96
WILLIAMS JOHN E JR	182,482.00	108
WILLIAMS TRENA LAW OFFICE OF PLLC	1,608.50	6
WILLIAMSON MAGANN & GURGANUS PLLC	32,320.13	46
WILLS LAW OFFICE	506.10	2
WILMOTH DAVID H LC	44,696.49	80
WILSON CHRISTOPHER M LAW OFFICE PLLC	27,337.28	62
WINDOM RODNEY C	132,784.58	150
WINTER KURT J	24,433.33	73
WINTERS J MINGO ATTY AT LAW PLLC	18,243.84	36
WITT RICHARD C	35,526.97	38
WOLFE DORWIN J LC INC	3,985.22	4
WOODS JEFF C LAW OFFICE OF	34,300.48	62
WOOTON LAW FIRM	13,683.50	26
WRIGHT DAYA MASADA LAW OFFICE PLLC	122.50	2
WRIGHT LACY W JR	41,453.44	53
Y		
YOUNG WILLIAM PRENTICE	32,844.52	9
Z		
ZAHRADNIK NEIL LAW OFFICE OF PLLC	216.94	1
ZERBE CARTER & ASSOCIATES PLLC	26,621.18	36
ZIMAROWSKI JAMES B ESQ	1,895.00	4
APPOINTED COUNSEL TOTAL	25,380,491.33	33,277

**WEST VIRGINIA PUBLIC DEFENDER SERVICES
 APPOINTED COUNSEL FEES AND EXPENSES PAID
 FISCAL YEAR 2011
 ALPHABETICAL ORDER**

PAYEE NUMBER	TOTAL \$	# OF CLAIMS
21ST CENTURY STRATEGIC SOLUTIONS INC	1,800.00	1
A		
ALLEGHENY CONSULTANT SERVICES INC	1,411.86	2
ARCO CHRISTINA M PH D PLLC	3,825.00	1
ASHBURN CAROL A	3,389.00	1
ASSURED POLYGRAPH SERVICES INC	600.00	1
B		
BACKGROUND INVESTIGATIONS	693.76	1
BAKER LYNDE G	4,381.25	3
BAZZIE ANETA M	79.00	1
BECKETT HERMAN H	1,282.40	1
BEHAVIORAL SCIENCE ASSOCIATES INC	2,750.00	1
BISHOP GREGORY A	11,630.68	39
BLANKENSHIP D SHANNON	293.00	1
BOYD MARY S MD	500.00	1
BRALEY & THOMPSON INC	2,849.80	1
BRAMBLE CHARLES E III \$ ASSOCIATES	6,563.92	6
BROWN PEGGY S	622.15	2
BROWNING INVESTIGATIONS LLC	1,434.94	3
BUZZO BILL J JR	4,381.24	3
C		
CABELLS PRIVATE INVESTIGATION	5,917.33	8
CALLAHAN PETER J PLLC	4,085.00	6
CAPITOL CITY INVESTIGATIONS INC	22,019.42	15
CHAFFIN JOSHUA C	285.00	1
CHANDLER MARCIA L	1,590.05	1
CHARLESTON PSYCHIATRIC GROUP INC	2,000.00	1
CITADEL INVESTIGATIVE SERVICES LLC	1,831.12	1
CLARK MARIA K	1,331.10	1
CLAY BOB INVESTIGATIONS	7,859.23	4
CLAYMAN & ASSOCIATES PLLC	14,430.50	5
COMMONWEALTH MEDICAL LEGAL SERVICES	5,500.00	2
COOK MARY K	4,148.00	9
COOPERS INVESTIGATIVE AGENCY	3,785.32	2

**WEST VIRGINIA PUBLIC DEFENDER SERVICES
 APPOINTED COUNSEL FEES AND EXPENSES PAID
 FISCAL YEAR 2011
 ALPHABETICAL ORDER**

PAYEE	TOTAL \$	# OF CLAIMS
COUNTY COURT REPORTERS INC	521.15	1
CRASSTEAMS PA WV	12,517.03	1
CYRIL H WECHT & PATHOLOGY ASSOCIATES INC	5,000.00	1
D		
DEAK INVESTIGATIONS	29,276.01	63
DNA DIAGNOSTICS CENTER	4,705.56	1
DONATHAN P TWYLA	731.50	1
E		
EAST RIDGE HEALTH SYSTEMS	200.00	1
EASTERN PSYCHOLOGICAL SERVICES INC	7,416.25	11
F		
FORENSIC PSYCHIATRY PLLC	22,375.00	13
FORENSIC PSYCHOLOGY CENTER INC	76,520.61	49
FRANKLIN STREET PEDIATRICS	5,000.00	3
FREMOUW SIGLEY PSYCHOLOGICAL ASSOC PLLC	3,825.00	3
FROST JAMES L MD	1,290.00	1
FULERO SOLOMON M PHD JD	9,106.02	2
G		
GREENE JUDITH A	784.70	2
GUERTIN STEPHEN R MD	300.00	1
H		
HALL JEANNE S	1,559.25	2
HAMNER PSYCHOLOGICAL SERVICES	400.00	1
HARLOW STACY LLC	1,948.60	4
HART LESLIE W	568.00	1
HEALTHPORT TECHNOLOGIES LLC	148.29	1
HENDERSHOT PROCESS SERVING & INVESTIGATIONS	8,822.40	12
HERRON-RICE TRACY P	466.65	1
HUDSON CLIFTON R PHD	2,000.00	2
I		
INDEPENDENT PARALEGAL SERVICES	310.00	1
INTEGRATED SERVICES GROUP INC	6,000.00	1

**WEST VIRGINIA PUBLIC DEFENDER SERVICES
 APPOINTED COUNSEL FEES AND EXPENSES PAID
 FISCAL YEAR 2011
 ALPHABETICAL ORDER**

PAYEE	TOTAL \$	# OF CLAIMS
INVESTIGATION DIVISION INC	7,987.45	4
IVAUN BARBARA A	1,149.90	4
J		
J D PRODUCTIONS	410.00	1
JAMES RICHARD L PI	3,939.63	6
JONES INVESTIGATIONS	17,271.87	16
K		
KELLEY SHAMELLE D	2,360.05	2
KHAN ASAD H	5,700.00	4
KLM INVESTIGATIONS	10,758.41	24
KRADEL PAUL F	19,512.50	7
KRIEG FRED JAY PHD & ASSOCIATES PLLC	21,250.00	12
L		
LABORATORY CORP OF AMERICA HOLDINGS	2,645.30	2
LANE DANNY INC	46,492.35	10
LANHAM KATRINA R	1,250.00	1
LAW-SCIENCE TECHNOLOGIES INC	2,789.13	1
LITTLE KATHRYN S	446.60	2
LOPEZ GINA M	1,929.12	1
LUNSFORD WILLIAM G	2,000.00	6
M		
MACDONALD ROBERT J AGENCY INC	3,072.36	8
MARANATHA PROFESSIONAL SERVICES	10,851.43	11
MARTIN ROBERT G	600.00	1
MAXIM REPORTING LLC	1,432.20	1
MCBRIDE THOMAS L	1,896.91	3
MCCLLOUD LISA SUE	800.00	1
MILLER-MAIRS DONNA KAY	314.25	1
MONROE CO HEALTH CENTER	553.00	1
MORRISON STEPHEN M	3,095.62	1
MOUNTAIN STATE INVESTIGATIONS	1,681.14	2
MOUNTAIN STATE PSYCHOLOGICAL SERVICES PLLC	12,005.76	8

**WEST VIRGINIA PUBLIC DEFENDER SERVICES
 APPOINTED COUNSEL FEES AND EXPENSES PAID
 FISCAL YEAR 2011
 ALPHABETICAL ORDER**

PAYEE	TOTAL \$	# OF CLAIMS
N		
NATALE-JACK ROXANNA E	203.08	1
NATL MEDICAL SERVICES INC	426.00	1
NET WORKS LLC	570.00	1
NEUROSCIENCE CONSULTING INC	2,846.25	1
NOVELLO JOSEPH R MD & ASSOCIATES	4,875.00	2
O		
OFFICE OF CHIEF MEDICAL EXAMINER	540.00	1
OLSEN ENGINEERING INC	5,243.91	1
ORCHID CELLMARK INC	5,380.00	2
OWENS ANNE R	331.25	1
OWL INVESTIGATIONS INC	3,000.00	1
P		
PATHOLOGY ASSOCIATES OF AMERICA INC	1,950.00	1
PATTERSON PAMELA A	1,076.70	2
PEACE OF MIND PSYCHOLOGICAL SERVICE	6,000.00	4
PETERS LARRY A INC	8,459.80	10
PETROPLUS & GAUDINO PLLC	7,080.00	1
PHARMCO CONSULTING SERVICES INC	900.00	1
PRIMARY PSYCHOLOGICAL CARE PLLC	13,425.00	7
PROFESSIONAL COUNSELING & CONSULTING	600.00	1
PROFESSIONAL SECURITY SERVICES LLC	969.89	1
PSYCH SERVICES OF ROANE CO INC	5,750.00	3
PSYCHOLOGICAL CONSULTING INC	4,550.00	4
PYROCOP INC	1,320.00	2
Q		
QUINLISK JON	850.00	1
R		
R S WHITE FORENSIC SERVICES	26,525.00	5
RAGUS MORRIS E	1,200.00	2
RALEIGH PSYCHIATRIC SERVICES INC	1,000.00	2
RATLIFF DOUGLAS M	1,367.29	1
REESMAN SHAWN D	927.95	1

**WEST VIRGINIA PUBLIC DEFENDER SERVICES
 APPOINTED COUNSEL FEES AND EXPENSES PAID
 FISCAL YEAR 2011
 ALPHABETICAL ORDER**

PAYEE	TOTAL \$	# OF CLAIMS
RICHARDSON DON R ASSOCIATES INC	18,000.00	2
RODIN HAROLD F	750.00	1
ROTOLO SUZANNE L	1,800.00	1
S		
SAAR PSYCHOLOGICAL GROUP PLLC	4,710.00	3
SENECA HEALTH SERVICES	200.00	1
SHAMROCK & ASSOCIATES PRIVATE INVESTIGATION & SECURITY INC	1,842.49	1
SIGLEY TERRY LAURITA	1,450.00	1
SOLUTIONS OUTPATIENT SERVICES INC	800.00	1
SPITZ DANIEL J	5,975.00	1
STEVENS JOHN L	2,598.77	2
STEVENS PRIVATE INVESTIGATIONS & SECURITY	615.00	3
STEWART ROBERT D	11,984.04	18
STOLLINGS KAREN S	269.50	1
SUTPHIN CYNTHIA A	670.00	2
T		
TASA GROUP INC	4,610.00	1
THE MACKENZIE GROUP LTD	2,223.75	2
TONG DEAN	3,000.00	1
TOTAL PROTECTION SERVICES	300.00	1
TRAINOR GREGORY E MA & ASSOC	1,437.50	2
TRI-S INVESTIGATIONS INC	116,952.62	227
U		
UNITED SUMMIT CENTER INC	200.00	1
UNIVERSITY HEALTH ASSOCIATES	17,737.50	9
USCINSKI RONALD H MD INC	2,000.00	1
V		
VANHORN & VANHORN INC	956.87	1
VAUGHAN INVESTIGATIONS	43,482.02	56
VESEL FRANK J	1,008.70	2
VICTORY SERVICES	600.00	1
W		
WARSHAW ENGINEERING	800.00	1

**WEST VIRGINIA PUBLIC DEFENDER SERVICES
 APPOINTED COUNSEL FEES AND EXPENSES PAID
 FISCAL YEAR 2011
 ALPHABETICAL ORDER**

PAYEE	TOTAL \$	# OF CLAIMS
WATSON JAMES V	2,101.25	2
WEAVERS FORENSIC SERVICES	600.00	1
WHEELER INVESTIGATIONS	432.25	1
WHITT DAYTON B	593.65	1
WINCHESTER MEDICAL CENTER INC	358.50	1
WINTERLING VINCENT ED D LLC	3,091.73	1
WOLFE PARALEGAL SERVICES LLC	8,473.67	1
WOODS INVESTIGATIONS	31,032.02	38
WYATT WILLIAM J	7,500.00	2
Y		
YONOVITZ & JOE LLP	1,400.00	1
YOUNG SHERI K	1,553.25	3
SERVICE PROVIDER TOTAL	920,734.27	903
GRAND TOTAL	26,301,225.60	34,180