

WEST VIRGINIA PUBLIC DEFENDER SERVICES

ANNUAL REPORT
FISCAL YEAR 2001-2002



JOHN A. ROGERS
EXECUTIVE DIRECTOR

Table of Contents

Introduction	1
Appointed Counsel System	1
The Public Defender Corporation System	2
The Criminal Law Research Center	5
The Appellate Advocacy Division	5
Accounting and Voucher Processing Division	6
Administration/Public Defender Operations Division	6
Employee Listing	8
Financial Data	8
Statistical Information	14
Appointed Counsel	15
Public Defender Corporations	16
Appendix A: Appointed Counsel Statistical Information	17
Summary Report	18
Average Cost by Case Type	25
Average Costs by Primary Charge	30
Appointed Counsel Claims Paid	33
Direct Expense Claims Paid	39
Appointed Counsel Hours Paid	45
Appointed Counsel Fees Paid	51
Appointed Counsel Expenses Paid	58
Appointed Counsel Expenses Paid by Category	65
Appointed Counsel Hours In Court/Out of Court Paid	70
Appendix B: Public Defender Corporations Statistical Information	76
Boards of Directors Chairpersons	77
Cash Disbursements for Corporations	79
Public Defender Hours Worked	80
Public Defender Cases Represented Pending, Opened and Closed	87
Appendix C: Appointed Counsel/Public Defender Comparisons	97
Appendix D: Appointed Counsel Index Payee Totals for FY2002	101

Introduction

Pursuant to the requirements of West Virginia Code §5-1-20, Public Defender Services, an agency of the Executive Branch, submits this report for fiscal year 2001-2002 to his Excellency, Governor Bob Wise and to the West Virginia Legislature. This report describes the agency's activities during fiscal year 2001-2002.

Public Defender Services, originally Public Legal Services Council, was established July 1, 1981, by WV Code §29-21-1, et seq., and given the responsibility for administering the provision of legal representation to indigent persons as required by the Sixth Amendment to the United States Constitution and by Article III, Section 14 of the West Virginia Constitution. The Executive Director, appointed by the Governor, by and with the advice and consent of the West Virginia Senate, is responsible for the administration of the appointed counsel system; the Public Defender Corporation system; the Public Defender Services appellate division; and the Criminal Law Research Center within Public Defender Services.

Appointed Counsel System

The appointed counsel system operates in all 55 counties of West Virginia. Approximately 800 appointed counsel and service providers are reimbursed annually by Public Defender Services for fees and expenses incurred in the representation of indigents in criminal matters.

In December, 1987, Millard Jewell, a Mingo County attorney whose case load was composed of 30 percent appointed cases, filed suit in the West Virginia Supreme Court. The Court appointed a Special Master and evidentiary hearings were held at three locations in the state. In July, 1989, the Court found certain aspects of the indigent defense system unconstitutional. The Court required the Legislature to increase appointed counsel rates from \$20/\$25 per hour to \$45/\$65

per hour, and to raise the fee cap to \$3,000. During the 1990 Regular Session of the Legislature, these mandates were enacted into WV Code §29-21-13a and became effective July 1, 1990. This action more than doubled the costs of the appointed counsel system.

Using appropriated, re-appropriated, and supplemental funds for fiscal year 2001-2002, Public Defender Services processed over **\$13,987,546.19** in payments for **21,812** claims by appointed counsel and other providers. Because all funds were exhausted, these figures represent only 9.5 months of invoice processing. Unpaid claims were estimated to total \$3 million dollars. The average hourly appointed counsel cost was **\$54.30** and the average appointed counsel cost per claim was **\$641.28**. Appointed counsel statistical information is found in **Appendix A**.

The Public Defender Corporation System

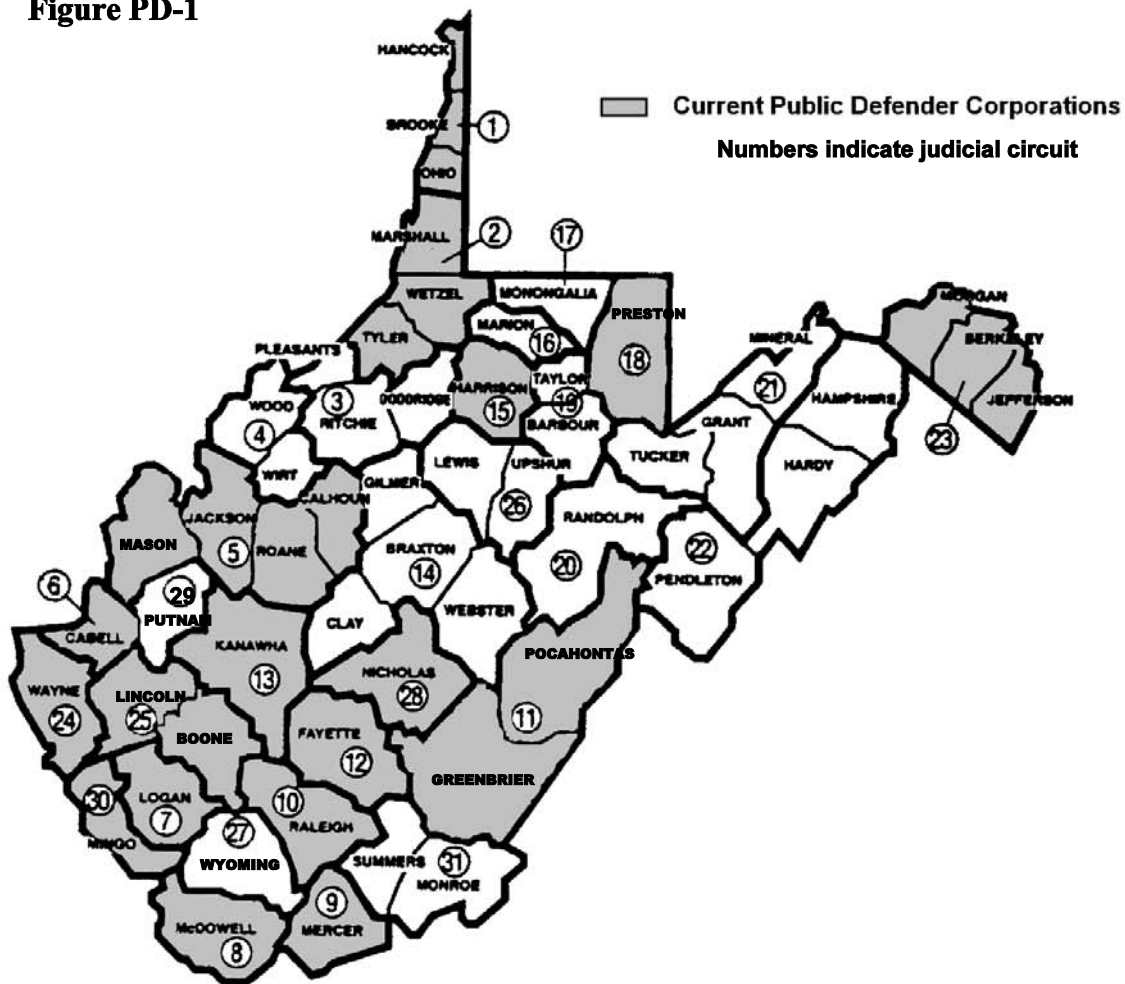
The Public Defender Corporation system is an efficient, cost-effective alternative to the appointed counsel system. As specialists in criminal law, Defenders do not need to research issues as often as private counsel who only occasionally do criminal work. In addition, Public Defenders do not charge an hourly rate so they are not paid extra for travel time or for time awaiting hearings. Each office operates as a non-profit corporation with its own board of directors. Each Corporation receives all its funding from Public Defender Services.

Prior to fiscal year 1990-1991, Public Defender Corporation offices operated in the 2nd, 10th, 23rd/31st (combined), and 28th Judicial Circuits. During fiscal year 1989-1990, the 1st, 8th, 12th, 13th, and 30th Circuits opened Public Defender offices. In fiscal year 1990-1991, the 7th and 9th Circuit offices opened. In fiscal year 1993-1994, the 15th Circuit office opened. In fiscal year 1994-1995, the 6th and 24th Circuit offices opened. In fiscal year 1995-1996, the 5th Circuit offices opened. In fiscal year 1999-2000, the 11th and 25th Circuit offices opened, and, in FY 2000-2001, the 18th Circuit office opened.

The 1st Circuit offices are located in Wheeling and Weirton; the 2nd Circuit, in Moundsville; the 5th Circuit, in Ripley and Spencer; the 6th Circuit, in Huntington; the 7th Circuit, in Logan; the 8th Circuit, in Welch; the 9th Circuit, in Princeton; the 10th Circuit, in Beckley; the 11th Circuit, in Lewisburg and Marlinton; the 12th Circuit, in Fayetteville; the 13th Circuit, in Charleston; the 15th Circuit, in Clarksburg; the 18th Circuit, in Kingwood; the 23rd Circuit, in Martinsburg and Charles Town; the 24th Circuit, in Wayne; the 25th Circuit, in Madison and Hamlin; the 28th Circuit, in Summersville; and the 30th Circuit, in Williamson. When fully staffed, the system employs 120 attorneys and 78 staff employees. **Figure PD-1** shows the circuits and counties that currently have Public Defender Corporations.

During fiscal year 2001-2002, the Corporations provided representation in **28,339** judicial proceedings; pursuant to contracts, Public Defender Services issued disbursements totaling **\$11,339,074** for Public Defender Corporations. The average hourly cost was **\$53.94** and the average cost per case represented was **\$400.12**. Full Public Defender statistical, grant, and board composition information can be found in **Appendix B**.

Figure PD-1



Note: Public Defender Corporations are established in each Judicial Circuit per WV Code §29-21-1, et seq. After the 5th Circuit Corporation offices were opened, Mason County was added to that Circuit. Currently PDS is enjoined from opening an office in Mason County.

The Criminal Law Research Center (3 employees)

By statute the Research Center is charged with producing legal materials useful to West Virginia criminal law practitioners. The Criminal Law Digest summarizes and indexes recent West Virginia Supreme Court of Appeals decisions. An e-mail update of cases is also sent in between dates of publication of hard copy. Recent Supreme Court decisions are also available through a quarterly newsletter, which also includes other matters of interest.

In addition the Center produces an extensive Criminal Law Jury Instructions manual, with commentary and reference citations and a Motions Manual with commonly used motions. All of the above publications are available on the Agency's web site at www.wvpds.org.

Finally, the Center is responsible for producing continuing legal education programs. On average, four to six programs are presented annually, with the most recent program in collaboration with the Marshall University Forensics Sciences Center. An additional six to eight programs are available to Public Defenders by contract with an outside provider and an annual day and one half seminar, held as part of the Public Defender annual meeting, is open to all practitioners at no charge.

The Appellate Advocacy Division (2.5 employees)

Public Defender Services is also required by statute to have an appellate division. Because of limited funding, this division is incapable of handling a significant number of appeals. The division serves primarily as an outlet for both private counsel and Public Defender cases which are difficult for local practitioners to pursue due to conflicts or other individual peculiarities. In fiscal year 2001-2002, the Appellate Division represented 12 clients before the WV Supreme Court of

Appeals and various Circuit Courts, and 2 clients with issues before Federal Court, but who requested development of the underlying state-based issues. One additional client died and one case was refused following review.

Accounting and Voucher Processing Division (4 employees)

This division prepares all financial reports for the agency, including budget documents, payroll and benefits, central office expenditures, Public Defender expenditures and private appointed counsel expenditures. The division is also responsible for preparing budget requests and monitoring expenditure schedules, as well as reporting for the Comprehensive Annual Financial Report.

Most importantly, the division processes approximately 25,000 claims per year from private counsel and other service providers, checking for legal compliance as well as for routine errors. The agency reduces claimed amounts of payment when appropriate, resulting in a savings of \$350,000 or more annually. Extensive statistical reporting is maintained, as well as 1099 reports produced for payees at the end of the calendar year.

Administration/Public Defender Operations Division (3 employees)

This division maintains all routine office processes, including payment of central office bills, purchasing equipment and supplies, maintaining payroll, personnel and leave records, records management, fixed asset inventories, and responds to various administrative report requirements of the Secretary of Administration.

Most importantly, the division budgets, coordinates and oversees operations of eighteen Public Defender Corporations throughout the state. Extensive data collection for both financial information and case information is maintained. Reporting is done on both a monthly and annual basis, with ongoing analysis of needs. Cash flow management results in monthly disbursements of only sufficient cash for ongoing operations, resulting in some shifting of funds to private

counsel. Suggested policies are developed as needed, including suggested office procedures, accounting policies and data entry protocols for case management.

This division is also responsible for answering inquiries from legislative and executive branch officials, judges, prosecuting attorneys, various news media and the general public, as well as Public Defenders and private appointed counsel.

**WEST VIRGINIA PUBLIC DEFENDER SERVICES
EMPLOYEE LISTING**

JOHN A. ROGERS, ESQ. EXECUTIVE DIRECTOR

CRIMINAL LAW RESEARCH CENTER:

RUSSELL S. COOK, ESQ. DIRECTOR
ERIN V. AKERS ADMINISTRATIVE ASSISTANT
PAMELA R. CLARK SECRETARY

APPELLATE ADVOCACY DIVISION:

JACK L. HICKOK, ESQ. DIRECTOR
PAUL R. STONE, ESQ. STAFF ATTORNEY (part-time)
THOMAS D. BOOTH PARALEGAL

ACCOUNTING AND VOUCHER PROCESSING DIVISION:

MARJORIE "KITTY" WILSON DIRECTOR
SHEILA J. COUGHLIN ADMINISTRATIVE ASSISTANT
TERESA G. SIDERS SUPERVISOR
ROSA F. MCFARLAND CLAIMS PROCESSOR

ADMINISTRATION AND PUBLIC DEFENDER OPERATIONS:

KELLIE J. CARPER DIRECTOR
RALPH E. MCKINNEY, JR. ACCOUNTANT
HEATHER E. ATKINS SECRETARY

**PUBLIC DEFENDER SERVICES
FINANCIAL DATA**

**SUMMARY OF APPROPRIATIONS, EXPENDITURES, AND FUND BALANCES BY ACTIVITY FOR THE FUND 0226-2002-0221
 FOR THE PERIOD JULY 1, 2001 TO JUNE 30, 2002**

	001	004	010	099	127	497	913	TOTAL
TOTAL APPROPRIATIONS								
2002 APPROPRIATIONS	\$472,094.00	\$7,550.00	\$156,509.00	\$396,078.00	\$23,665,497.00	\$1,273.00	\$30,930.00	\$24,729,931.00
REAPPROPRIATIONS	\$0.00	\$0.00	\$0.00	\$88,499.94	\$1,755,299.53	\$0.00	\$0.00	\$1,843,799.47
TOTAL FUND APPROPRIATIONS	\$472,094.00	\$7,550.00	\$156,509.00	\$484,577.94	\$25,420,796.53	\$1,273.00	\$30,930.00	\$26,573,730.47
TOTAL EXPENDITURES								
PERSONAL SERVICES:								
Personal Services	\$468,886.60	\$0.00	\$0.00	\$0.00	\$0.00	\$1,087.00	\$0.00	\$469,973.60
Annual Increment	\$0.00	\$7,550.00	\$0.00	\$0.00	\$0.00	\$0.00	\$0.00	\$7,550.00
Total Personal Services	\$468,886.60	\$7,550.00	\$0.00	\$0.00	\$0.00	\$1,087.00	\$0.00	\$477,523.60
EMPLOYEE BENEFITS:								
PERS/PEIA Adm Fees	\$0.00	\$0.00	\$2,955.27	\$0.00	\$0.00	\$186.00	\$0.00	\$3,141.27
FICA	\$0.00	\$0.00	\$35,804.68	\$0.00	\$0.00	\$0.00	\$0.00	\$35,804.68
Public Emp Insurance	\$0.00	\$0.00	\$57,648.71	\$0.00	\$0.00	\$0.00	\$0.00	\$57,648.71
Unemployment Comp	\$0.00	\$0.00	\$2,071.33	\$0.00	\$0.00	\$0.00	\$0.00	\$2,071.33
Workers Comp	\$0.00	\$0.00	\$2,934.47	\$0.00	\$0.00	\$0.00	\$0.00	\$2,934.47
Pension & Retirement	\$0.00	\$0.00	\$45,229.58	\$0.00	\$0.00	\$0.00	\$0.00	\$45,229.58
Public Employees Insurance Transfer	\$0.00	\$0.00	\$4,865.00	\$0.00	\$0.00	\$0.00	\$0.00	\$4,865.00
Total Benefits	\$0.00	\$0.00	\$151,509.04	\$0.00	\$0.00	\$186.00	\$0.00	\$151,695.04
CURRENT EXPENSES:								
020 Office Expense	\$0.00	\$0.00	\$0.00	\$12,484.18	\$1,498.00	\$0.00	\$0.00	\$13,982.18
021 Printing & Binding	\$0.00	\$0.00	\$0.00	\$6,528.64	\$0.00	\$0.00	\$0.00	\$6,528.64
022 Rental Expense	\$0.00	\$0.00	\$0.00	\$33,660.00	\$0.00	\$0.00	\$0.00	\$33,660.00
023 Utilities	\$0.00	\$0.00	\$0.00	\$700.70	\$0.00	\$0.00	\$0.00	\$700.70
024 Telecommunications	\$0.00	\$0.00	\$0.00	\$4,789.01	\$0.00	\$0.00	\$0.00	\$4,789.01
025 Contractual & Professional	\$0.00	\$0.00	\$0.00	\$38,389.72	\$12,055,522.58	\$0.00	\$30,930.00	\$12,124,842.30
026 Travel	\$0.00	\$0.00	\$0.00	\$10,719.53	\$0.00	\$0.00	\$0.00	\$10,719.53
027 IS&C/WVNET	\$0.00	\$0.00	\$0.00	\$32,189.97	\$125,846.50	\$0.00	\$0.00	\$158,036.47
031 Assoc Dues & Prof Memb	\$0.00	\$0.00	\$0.00	\$1,051.25	\$0.00	\$0.00	\$0.00	\$1,051.25
032 Fire Auto Bond & Other Ins	\$0.00	\$0.00	\$0.00	\$7,791.00	\$0.00	\$0.00	\$0.00	\$7,791.00

page 1 of 2

	001	004	010	099	127	497	913	TOTAL
035 Advertising	\$0.00	\$0.00	\$0.00	\$341.72	\$0.00	\$0.00	\$0.00	\$341.72
038 Maintenance Contracts	\$0.00	\$0.00	\$0.00	\$2,725.60	\$0.00	\$0.00	\$0.00	\$2,725.60
052 Training & Development	\$0.00	\$0.00	\$0.00	\$4,415.00	\$0.00	\$0.00	\$0.00	\$4,415.00
053 Postal & Freight	\$0.00	\$0.00	\$0.00	\$15,175.38	\$0.00	\$0.00	\$0.00	\$15,175.38
054 Computer Supplies	\$0.00	\$0.00	\$0.00	\$3,616.38	\$0.00	\$0.00	\$0.00	\$3,616.38
056 Attorney Legal Service Payments	\$0.00	\$0.00	\$0.00	\$0.00	\$12,529,419.38	\$0.00	\$0.00	\$12,529,419.38
057 Attorney Reimbursable Expenses	\$0.00	\$0.00	\$0.00	\$0.00	\$619,527.26	\$0.00	\$0.00	\$619,527.26
058 Miscellaneous Equipment Purchases	\$0.00	\$0.00	\$0.00	\$3,876.31	\$0.00	\$0.00	\$0.00	\$3,876.31
Total Current Expenses	\$0.00	\$0.00	\$0.00	\$178,454.39	\$25,331,813.72	\$0.00	\$30,930.00	\$25,541,198.11
REPAIRS & ALTERATIONS								
061 Office & Comm Equipmt Repairs	\$0.00	\$0.00	\$0.00	\$384.00	\$0.00	\$0.00	\$0.00	\$384.00
063 Bldg Repairs & Alterations	\$0.00	\$0.00	\$0.00	\$1,618.23	\$0.00	\$0.00	\$0.00	\$1,618.23
064 Building Repairs	\$0.00	\$0.00	\$0.00	\$3,680.55	\$0.00	\$0.00	\$0.00	\$3,680.55
Total Repairs & Alterations	\$0.00	\$0.00	\$0.00	\$5,682.78	\$0.00	\$0.00	\$0.00	\$5,682.78
EQUIPMENT								
070 Office & Comm Equipment	\$0.00	\$0.00	\$0.00	\$7,495.00	\$0.00	\$0.00	\$0.00	\$7,495.00
073 Household Equipment and Furnishings	\$0.00	\$0.00	\$0.00	\$975.60	\$0.00	\$0.00	\$0.00	\$975.60
077 Books & Periodicals	\$0.00	\$0.00	\$0.00	\$2,809.46	\$0.00	\$0.00	\$0.00	\$2,809.46
170 Computer Equipment	\$0.00	\$0.00	\$0.00	\$14,839.00	\$0.00	\$0.00	\$0.00	\$14,839.00
171 Computer Software	\$0.00	\$0.00	\$0.00	\$2,289.95	\$0.00	\$0.00	\$0.00	\$2,289.95
Total Expenses	\$0.00	\$0.00	\$0.00	\$28,409.01	\$0.00	\$0.00	\$0.00	\$28,409.01
TOTAL FUND EXPENDITURES	\$468,886.60	\$7,550.00	\$151,509.04	\$212,546.18	\$25,331,813.72	\$1,273.00	\$30,930.00	\$26,204,508.54
FUND BALANCE	\$3,207.40	\$0.00	\$4,999.96	\$272,031.76	\$88,982.81	\$0.00	\$0.00	\$369,221.93

Amounts shown in Total Expenditures in columns 127 (025; 027; 056; & 057) include deposits of monies collected from duplicate payments or overpayments to counsel and service providers.

*West Virginia Public Defender Services
Statement of Revenues, Expenditures
and Changes in Fund Balance
For the Period July 1, 2001 to June 30, 2002*

2420-2002-0221

REVENUES

Sales of Publications	\$16,532.20
CLE 10/30/2001	\$1,050.00

TOTAL REVENUES

\$17,582.20

EXPENDITURES

020 Office Expenses	\$681.02
021 Printing	\$10,135.37
022 Rent (CLE Room)	\$200.00
026 Travel	\$2,272.13
042 Hospitality	\$78.98
058 Misc. Equipment	\$525.00

TOTAL EXPENDITURES

\$13,892.50

Revenues Over (under) Expenditures

\$3,689.70

Fund Balance Beginning of Period

\$9,061.35

Fund Balance, June 30, 2002

\$12,751.05

2421-2002-0221

Fund Balance Beginning of Period

\$232.21

Add: Consumer Sales Collections \$802.36

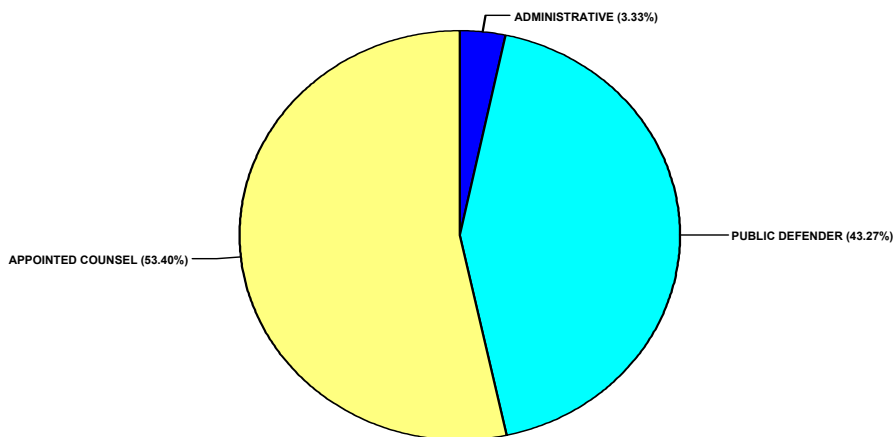
Less: Remittance of Taxes \$788.87

Fund Balance, June 30, 2002

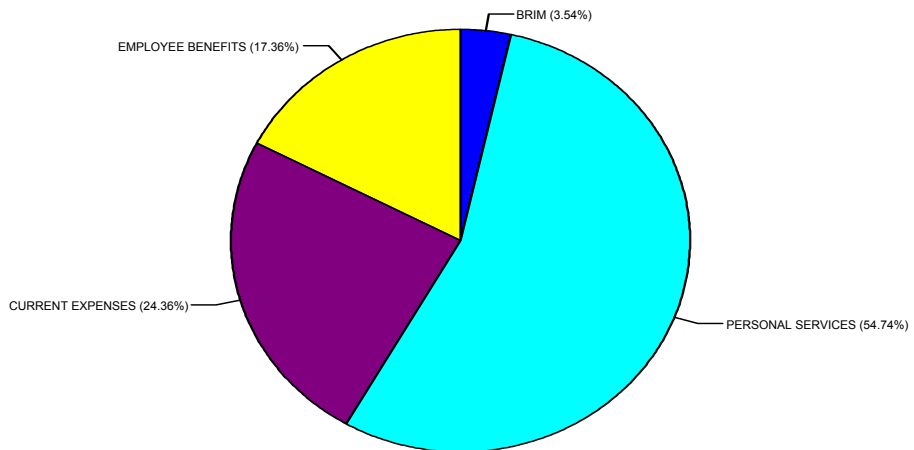
\$245.70

WV PUBLIC DEFENDER SERVICES TOTAL FUND EXPENDITURES FY 2001/2002

TOTAL EXPENDITURES BY PROGRAM



TOTAL ADMINISTRATIVE EXPENSES



**APPOINTED COUNSEL AND PUBLIC DEFENDER
STATISTICAL INFORMATION**

**WV PUBLIC DEFENDER SERVICES
STATISTICAL REPORT
APPOINTED COUNSEL FY 2001/2002**

Total Number of Claims Paid	21,812
Total Number of Direct Expense Claims Paid	1002
Total Number of Hours Paid	257,585
Total Amount Paid in Claims	\$13,987,546.19
Total Fees Paid to Counsel	\$12,529,844.72
Total Expenses Paid	\$1,457,701.47
Average Total Cost Per Claim	\$641.28
Average Counsel Fee Per Claim	\$574.45
Average Expenses Per Claim	\$66.83
Percent of Total Claims Attributable to Fees	89.58%
Percent of Total Claims Attributable to Expenses	10.42%
Average Total Cost Per Hour	\$54.30
Total Hours In-Court	46,916
Total Hours Out-of-Court	210,669
Percent of Total Hours In-Court	18.21%
Percent of Total Hours Out-of-Court	81.79%

NOTE: Figures represent payments made for 9.5 months. Claims received from July 1, 2001 to April 19, 2002.

**WV PUBLIC DEFENDER SERVICES
STATISTICAL REPORT
PUBLIC DEFENDER CORPORATIONS FY 2001/2002**

Total Number of Cases Pending July 1, 2001	4,510
Total Number of Cases Opened	23,829
Total Number of Cases Closed	22,309
Total Number of Cases Represented during FY 2002	28,339
Total Number of Charges Associated with Cases Pending July 1, 2001	8,238
Total Number of Charges Associated with Cases Opened	43,490
Total Number of Charges Associated with Cases Closed	40,072
Total Number of Charges Associated with Cases Represented	51,517
Total Amount Disbursed for Corporations	\$11,339,074
Average Total Cost Per Cases Represented	\$400.12
Average Total Cost Per Opened Cases	\$475.85
Average Total Cost Per Closed Cases	\$508.27
Total Number of Hours During FY 2002	210,200
Average Total Cost Per Hour	\$53.94

**APPENDIX A:
APPOINTED COUNSEL
STATISTICAL INFORMATION**

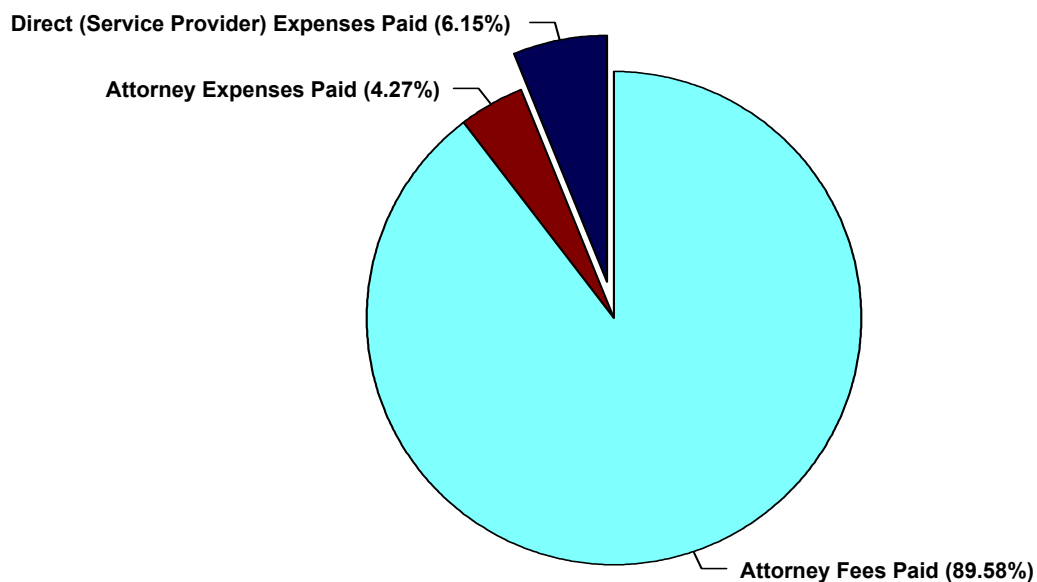
**APPOINTED COUNSEL SUMMARY REPORTS
OF COSTS**

SUMMARY OF DOLLARS SPENT FOR FY 2002

Attorney Fees Paid	\$12,529,844.72
Attorney Expenses Paid	\$597,867.25
Direct (Service Provider) Expenses Paid	\$859,834.22
Total Dollars Paid	\$13,987,546.19

APPOINTED COUNSEL DOLLARS SPENT

FY 2002



**WEST VIRGINIA PUBLIC DEFENDER SERVICES
 SUMMARY REPORT FOR ATTORNEY HOURS/FEES/EXPENSES
 FISCAL YEAR 2002**

CIRCUIT	ATTORNEY TOTAL HOURS	ATTORNEY FEE AMOUNT IN \$	ATTORNEY EXPENSE AMOUNT IN \$	DIRECT EXPENSE AMOUNT IN \$	EXPENSE AMOUNT IN \$	GRAND TOTAL AMOUNT IN \$
01 CIRCUIT	10,094.60	478,279.00	33,477.91	25,713.41	59,191.32	537,470.32
02 CIRCUIT	2,761.50	135,579.50	4,101.95	0.00	4,101.95	139,681.45
03 CIRCUIT	7,896.10	373,636.50	22,839.76	48,856.67	71,696.43	445,332.93
04 CIRCUIT	24,043.12	1,150,800.50	76,010.46	225,415.52	301,425.98	1,452,226.48
05 CIRCUIT	10,294.78	507,481.00	17,221.95	4,150.83	21,372.78	528,853.78
06 CIRCUIT	9,495.29	484,716.00	10,420.99	38,562.11	48,983.10	533,699.10
07 CIRCUIT	7,374.00	355,452.00	15,662.66	10,974.89	26,637.55	382,089.55
08 CIRCUIT	2,840.10	136,258.50	3,423.76	1,259.13	4,682.89	140,941.39
09 CIRCUIT	7,146.03	360,199.50	24,718.81	29,413.21	54,132.02	414,331.52
10 CIRCUIT	8,631.40	425,591.00	15,158.59	34,284.96	49,443.55	475,034.55
11 CIRCUIT	4,922.77	237,442.50	10,030.83	713.90	10,744.73	248,187.23
12 CIRCUIT	1,806.40	85,836.00	2,402.15	0.00	2,402.15	88,238.15
13 CIRCUIT	17,788.46	888,546.55	36,271.55	37,240.54	73,512.09	962,058.64
14 CIRCUIT	10,935.55	531,105.27	39,444.99	17,537.44	56,982.43	588,087.70
15 CIRCUIT	7,593.39	357,253.00	10,677.36	16,440.04	27,117.40	384,370.40
16 CIRCUIT	17,488.00	830,938.00	25,661.48	31,156.14	56,817.62	887,755.62
17 CIRCUIT	10,245.70	489,346.50	15,117.47	34,158.48	49,275.95	538,622.45
18 CIRCUIT	4,489.57	213,342.50	11,368.93	2,229.15	13,598.08	226,940.58
19 CIRCUIT	6,130.50	292,254.50	3,103.69	1,853.03	4,956.72	297,211.22
20 CIRCUIT	8,122.40	397,662.00	12,677.94	0.00	12,677.94	410,339.94
21 CIRCUIT	7,018.10	338,588.50	9,131.25	18,205.54	27,336.79	365,925.29
22 CIRCUIT	8,935.10	438,365.50	48,092.43	19,586.23	67,678.66	506,044.16
23 CIRCUIT	12,154.70	602,057.50	43,766.74	150,729.73	194,496.47	796,553.97
24 CIRCUIT	5,920.60	293,189.00	23,723.57	12,623.69	36,347.26	329,536.26
25 CIRCUIT	8,064.80	404,128.00	12,075.43	9,308.63	21,384.06	425,512.06
26 CIRCUIT	12,494.10	609,180.50	32,497.16	15,156.42	47,653.58	656,834.08
27 CIRCUIT	3,885.20	186,962.00	2,524.07	43,020.55	45,544.62	232,506.62
28 CIRCUIT	2,460.50	120,948.50	3,100.33	1,300.00	4,400.33	125,348.83
29 CIRCUIT	9,670.07	465,443.00	13,523.76	18,143.57	31,667.33	497,110.33
30 CIRCUIT	3,133.47	156,919.06	6,495.28	0.00	6,495.28	163,414.34
31 CIRCUIT	3,748.80	182,358.00	13,128.84	11,800.41	24,929.25	207,287.25
STATE TOTAL	257,585.08	12,529,859.88	597,852.09	859,834.22	1,457,686.31	13,987,546.19

**WEST VIRGINIA PUBLIC DEFENDER SERVICES
 SUMMARY REPORT FOR ATTORNEY HOURS/FEE/EXPENSES
 FISCAL YEAR 2002**

CIRCUIT COUNTY	ATTORNEY TOTAL HOURS	ATTORNEY FEE AMOUNT IN \$	ATTORNEY EXPENSE AMOUNT IN \$	DIRECT EXPENSE AMOUNT IN \$	EXPENSE AMOUNT IN \$	GRAND TOTAL AMOUNT IN \$
01 CIRCUIT						
BROOKE	1,566.20	74,727.00	2,675.10	1,450.00	4,125.10	78,852.10
HANCOCK	2,617.60	124,694.00	3,580.48	4,340.66	7,921.14	132,615.14
OHIO	5,910.80	278,858.00	27,222.33	19,922.75	47,145.08	326,003.08
CIRCUIT TOTAL	10,094.60	478,279.00	33,477.91	25,713.41	59,191.32	537,470.32
02 CIRCUIT						
MARSHALL	1,340.40	65,932.00	955.78	0.00	955.78	66,887.78
TYLER	519.00	26,085.00	1,694.70	0.00	1,694.70	27,779.70
WETZEL	902.10	43,562.50	1,451.47	0.00	1,451.47	45,013.97
CIRCUIT TOTAL	2,761.50	135,579.50	4,101.95	0.00	4,101.95	139,681.45
03 CIRCUIT						
DODDRIDGE	2,324.00	110,402.00	7,758.23	11,743.76	19,501.99	129,903.99
PLEASANTS	1,585.50	74,863.50	3,978.50	5,520.25	9,498.75	84,362.25
RITCHIE	3,986.60	188,371.00	11,103.03	31,592.66	42,695.69	231,066.69
CIRCUIT TOTAL	7,896.10	373,636.50	22,839.76	48,856.67	71,696.43	445,332.93
04 CIRCUIT						
WIRT	2,148.70	102,205.50	7,166.69	13,899.16	21,065.85	123,271.35
WOOD	21,894.42	1,048,595.00	68,843.77	211,516.36	280,360.13	1,328,955.13
CIRCUIT TOTAL	24,043.12	1,150,800.50	76,010.46	225,415.52	301,425.98	1,452,226.48
05 CIRCUIT						
CALHOUN	584.00	30,204.00	647.90	0.00	647.90	30,851.90
JACKSON	2,350.68	116,908.50	6,462.38	916.83	7,379.21	124,287.71
MASON	5,807.60	280,344.00	8,315.69	1,434.00	9,749.69	290,093.69
ROANE	1,552.50	80,024.50	1,795.98	1,800.00	3,595.98	83,620.48
CIRCUIT TOTAL	10,294.78	507,481.00	17,221.95	4,150.83	21,372.78	528,853.78
06 CIRCUIT						
CABELL	9,495.29	484,716.00	10,420.99	38,562.11	48,983.10	533,699.10
CIRCUIT TOTAL	9,495.29	484,716.00	10,420.99	38,562.11	48,983.10	533,699.10
07 CIRCUIT						
LOGAN	7,374.00	355,452.00	15,662.66	10,974.89	26,637.55	382,089.55
CIRCUIT TOTAL	7,374.00	355,452.00	15,662.66	10,974.89	26,637.55	382,089.55
08 CIRCUIT						
MCDOWELL	2,840.10	136,258.50	3,423.76	1,259.13	4,682.89	140,941.39
CIRCUIT TOTAL	2,840.10	136,258.50	3,423.76	1,259.13	4,682.89	140,941.39
09 CIRCUIT						
MERCER	7,146.03	360,199.50	24,718.81	29,413.21	54,132.02	414,331.52
CIRCUIT TOTAL	7,146.03	360,199.50	24,718.81	29,413.21	54,132.02	414,331.52
10 CIRCUIT						
RALEIGH	8,631.40	425,591.00	15,158.59	34,284.96	49,443.55	475,034.55
CIRCUIT TOTAL	8,631.40	425,591.00	15,158.59	34,284.96	49,443.55	475,034.55
11 CIRCUIT						
GREENBRIER	3,334.60	161,461.00	8,348.45	713.90	9,062.35	170,523.35
POCAHONTAS	1,588.17	75,981.50	1,682.38	0.00	1,682.38	77,663.88
CIRCUIT TOTAL	4,922.77	237,442.50	10,030.83	713.90	10,744.73	248,187.23

**WEST VIRGINIA PUBLIC DEFENDER SERVICES
 SUMMARY REPORT FOR ATTORNEY HOURS/FEE/EXPENSES
 FISCAL YEAR 2002**

CIRCUIT COUNTY	ATTORNEY TOTAL HOURS	ATTORNEY FEE AMOUNT IN \$	ATTORNEY EXPENSE AMOUNT IN \$	DIRECT EXPENSE AMOUNT IN \$	EXPENSE AMOUNT IN \$	GRAND TOTAL AMOUNT IN \$
12 CIRCUIT						
FAYETTE	1,806.40	85,836.00	2,402.15	0.00	2,402.15	88,238.15
CIRCUIT TOTAL	1,806.40	85,836.00	2,402.15	0.00	2,402.15	88,238.15
13 CIRCUIT						
KANAWHA	17,788.46	888,546.55	36,271.55	37,240.54	73,512.09	962,058.64
CIRCUIT TOTAL	17,788.46	888,546.55	36,271.55	37,240.54	73,512.09	962,058.64
14 CIRCUIT						
BRAXTON	4,087.55	199,335.27	15,171.05	8,602.17	23,773.22	223,108.49
CLAY	3,061.70	151,426.50	9,217.56	3,079.40	12,296.96	163,723.46
GILMER	1,857.20	87,606.00	8,344.40	1,162.92	9,507.32	97,113.32
WEBSTER	1,929.10	92,737.50	6,711.98	4,692.95	11,404.93	104,142.43
CIRCUIT TOTAL	10,935.55	531,105.27	39,444.99	17,537.44	56,982.43	588,087.70
15 CIRCUIT						
HARRISON	7,593.39	357,253.00	10,677.36	16,440.04	27,117.40	384,370.40
CIRCUIT TOTAL	7,593.39	357,253.00	10,677.36	16,440.04	27,117.40	384,370.40
16 CIRCUIT						
MARION	17,488.00	830,938.00	25,661.48	31,156.14	56,817.62	887,755.62
CIRCUIT TOTAL	17,488.00	830,938.00	25,661.48	31,156.14	56,817.62	887,755.62
17 CIRCUIT						
MONONGALIA	10,245.70	489,346.50	15,117.47	34,158.48	49,275.95	538,622.45
CIRCUIT TOTAL	10,245.70	489,346.50	15,117.47	34,158.48	49,275.95	538,622.45
18 CIRCUIT						
PRESTON	4,489.57	213,342.50	11,368.93	2,229.15	13,598.08	226,940.58
CIRCUIT TOTAL	4,489.57	213,342.50	11,368.93	2,229.15	13,598.08	226,940.58
19 CIRCUIT						
BARBOUR	3,010.50	143,512.50	1,161.38	0.00	1,161.38	144,673.88
TAYLOR	3,120.00	148,742.00	1,942.31	1,853.03	3,795.34	152,537.34
CIRCUIT TOTAL	6,130.50	292,254.50	3,103.69	1,853.03	4,956.72	297,211.22
20 CIRCUIT						
RANDOLPH	8,122.40	397,662.00	12,677.94	0.00	12,677.94	410,339.94
CIRCUIT TOTAL	8,122.40	397,662.00	12,677.94	0.00	12,677.94	410,339.94
21 CIRCUIT						
GRANT	2,121.90	102,751.50	3,743.28	3,110.64	6,853.92	109,605.42
MINERAL	4,665.80	224,557.00	4,416.91	14,672.50	19,089.41	243,646.41
TUCKER	230.40	11,280.00	971.06	422.40	1,393.46	12,673.46
CIRCUIT TOTAL	7,018.10	338,588.50	9,131.25	18,205.54	27,336.79	365,925.29
22 CIRCUIT						
HAMPSHIRE	3,451.20	170,954.00	13,237.78	4,502.48	17,740.26	188,694.26
HARDY	3,863.70	188,812.50	30,186.38	10,798.75	40,985.13	229,797.63
PENDLETON	1,620.20	78,599.00	4,668.27	4,285.00	8,953.27	87,552.27
CIRCUIT TOTAL	8,935.10	438,365.50	48,092.43	19,586.23	67,678.66	506,044.16

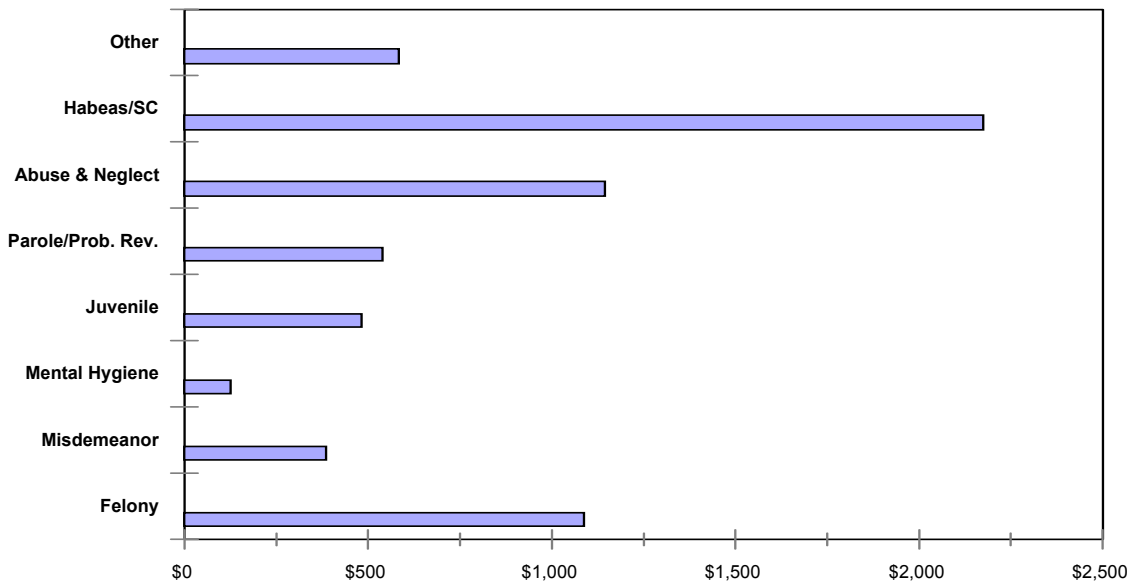
**WEST VIRGINIA PUBLIC DEFENDER SERVICES
 SUMMARY REPORT FOR ATTORNEY HOURS/FEE/EXPENSES
 FISCAL YEAR 2002**

CIRCUIT COUNTY	ATTORNEY TOTAL HOURS	ATTORNEY FEE AMOUNT IN \$	ATTORNEY EXPENSE AMOUNT IN \$	DIRECT EXPENSE AMOUNT IN \$	EXPENSE AMOUNT IN \$	GRAND TOTAL AMOUNT IN \$
23 CIRCUIT						
BERKELEY	6,606.30	326,291.50	24,919.85	80,823.06	105,742.91	432,034.41
JEFFERSON	3,587.80	175,951.00	11,200.93	25,106.20	36,307.13	212,258.13
MORGAN	1,960.60	99,815.00	7,645.96	44,800.47	52,446.43	152,261.43
CIRCUIT TOTAL	12,154.70	602,057.50	43,766.74	150,729.73	194,496.47	796,553.97
24 CIRCUIT						
WAYNE	5,920.60	293,189.00	23,723.57	12,623.69	36,347.26	329,536.26
CIRCUIT TOTAL	5,920.60	293,189.00	23,723.57	12,623.69	36,347.26	329,536.26
25 CIRCUIT						
BOONE	3,629.20	187,042.00	2,804.27	2,028.00	4,832.27	191,874.27
LINCOLN	4,435.60	217,086.00	9,271.16	7,280.63	16,551.79	233,637.79
CIRCUIT TOTAL	8,064.80	404,128.00	12,075.43	9,308.63	21,384.06	425,512.06
26 CIRCUIT						
LEWIS	5,117.30	249,130.50	11,897.97	2,999.61	14,897.58	264,028.08
UPSHUR	7,376.80	360,050.00	20,599.19	12,156.81	32,756.00	392,806.00
CIRCUIT TOTAL	12,494.10	609,180.50	32,497.16	15,156.42	47,653.58	656,834.08
27 CIRCUIT						
WYOMING	3,885.20	186,962.00	2,524.07	43,020.55	45,544.62	232,506.62
CIRCUIT TOTAL	3,885.20	186,962.00	2,524.07	43,020.55	45,544.62	232,506.62
28 CIRCUIT						
NICHOLAS	2,460.50	120,948.50	3,100.33	1,300.00	4,400.33	125,348.83
CIRCUIT TOTAL	2,460.50	120,948.50	3,100.33	1,300.00	4,400.33	125,348.83
29 CIRCUIT						
PUTNAM	9,670.07	465,443.00	13,523.76	18,143.57	31,667.33	497,110.33
CIRCUIT TOTAL	9,670.07	465,443.00	13,523.76	18,143.57	31,667.33	497,110.33
30 CIRCUIT						
MINGO	3,133.47	156,919.06	6,495.28	0.00	6,495.28	163,414.34
CIRCUIT TOTAL	3,133.47	156,919.06	6,495.28	0.00	6,495.28	163,414.34
31 CIRCUIT						
MONROE	910.80	44,602.00	3,439.24	1,952.28	5,391.52	49,993.52
SUMMERS	2,838.00	137,756.00	9,689.60	9,848.13	19,537.73	157,293.73
CIRCUIT TOTAL	3,748.80	182,358.00	13,128.84	11,800.41	24,929.25	207,287.25
STATE TOTAL	257,585.08	12,529,859.88	597,852.09	859,834.22	1,457,686.31	13,987,546.19

Appointed Counsel Average Costs for FY 2002

Felony	\$1,083.51
Misdemeanor	\$383.48
Mental Hygiene	\$121.23
Juvenile	\$474.96
Parole/Prob. Rev.	\$533.81
Abuse & Neglect	\$1,140.63
Habeas/SC	\$2,169.50
Other	\$577.90

Appointed Counsel Average Costs FY2002 by Case Type



WEST VIRGINIA PUBLIC DEFENDER SERVICES

AVERAGE COST BY CASE TYPE

FISCAL YEAR 2002

						PAROLE			
			MENTAL			PROBAT	TERM	HABEAS	
CIRCUIT	FELONY	MISD	HYGIENE	JUVENILE	REV	ABUSE	SUP. CT.	OTHER	CIRCUIT AVERAGE
01 CIRCUIT	1,334.85	457.61	203.09	570.02	555.67	1,335.43	3,900.18	899.65	\$961.49
02 CIRCUIT	907.27	290.39	165.19	398.42	612.13	1,241.83	1,232.08	1,803.28	\$541.40
03 CIRCUIT	1,818.46	532.12	334.28	758.15	570.54	1,681.12	3,012.29	448.50	\$1,075.68
04 CIRCUIT	910.85	496.28	118.86	442.27	472.79	978.49	2,292.90	315.92	\$584.63
05 CIRCUIT	898.37	420.28	162.39	671.94	622.34	981.03	1,179.79	846.49	\$650.50
06 CIRCUIT	1,198.28	290.81	47.24	244.45	530.59	875.18	1,697.89	372.20	\$358.91
07 CIRCUIT	1,010.26	273.69	48.50	564.47	557.62	855.91	5,027.49	240.81	\$530.68
08 CIRCUIT	1,972.97	550.75	142.50	514.21	787.10	1,033.77	878.67	104.00	\$1,028.77
09 CIRCUIT	1,179.62	303.33	140.84	904.49	923.40	960.84	2,019.34	843.21	\$850.78
10 CIRCUIT	1,223.06	342.06	65.17	394.57	395.35	1,105.34	2,909.93	1,901.35	\$827.59
11 CIRCUIT	1,323.62	379.93	99.45	358.89	441.14	1,992.07	5,315.99	817.50	\$844.17
12 CIRCUIT	968.74	239.53	123.50	439.79	338.00	908.59	883.18	325.88	\$735.32
13 CIRCUIT	1,028.22	301.75	120.84	462.22	489.22	910.55	1,432.04	903.40	\$435.32
14 CIRCUIT	1,266.13	379.28	248.59	485.83	613.26	1,476.26	3,006.60	468.49	\$822.50
15 CIRCUIT	1,561.32	538.57	44.00	642.10	1,323.40	1,476.63	2,716.81	1,673.69	\$1,150.81
16 CIRCUIT	1,122.04	320.48	134.20	508.09	553.05	823.15	1,407.97	344.70	\$558.69
17 CIRCUIT	1,111.95	453.34	114.15	647.24	288.04	1,817.77	1,428.99	604.35	\$590.59
18 CIRCUIT	1,615.79	580.89	135.40	736.61	176.26	1,225.34	2,556.50	207.95	\$1,085.84
19 CIRCUIT	510.23	260.32	209.02	250.91	195.59	804.75	1,262.92	186.22	\$381.04
20 CIRCUIT	959.39	433.72	116.74	480.72	394.59	1,225.29	2,303.41	252.91	\$634.22
21 CIRCUIT	675.28	371.31	107.64	427.07	543.33	1,387.31	1,473.11	677.18	\$628.74
22 CIRCUIT	1,606.11	386.41	173.20	840.90	734.10	998.49	1,153.86	727.19	\$826.87
23 CIRCUIT	1,209.81	422.25	243.91	485.21	773.67	1,358.50	2,517.74	722.50	\$980.98
24 CIRCUIT	1,995.77	634.85	106.27	391.68	359.25	1,131.40	1,845.33	553.47	\$902.84
25 CIRCUIT	945.52	375.09	263.89	460.30	595.45	1,530.30	3,439.01	803.04	\$712.75
26 CIRCUIT	1,053.24	365.06	128.97	764.01	514.54	1,032.94	1,268.15	848.25	\$560.44
27 CIRCUIT	641.23	367.78	85.00	347.13	0.00	755.48	0.00	532.77	\$462.24
28 CIRCUIT	642.33	367.34	129.00	451.06	925.94	1,352.36	1,749.90	160.00	\$895.35
29 CIRCUIT	1,046.40	391.40	222.30	491.26	279.62	1,710.43	1,532.52	669.18	\$669.96
30 CIRCUIT	756.88	212.42	58.60	359.27	267.54	1,178.25	1,888.88	287.74	\$630.94
31 CIRCUIT	1,158.30	293.72	106.52	548.24	283.55	1,307.05	1,480.91	1,758.48	\$727.32
STATE AVERAGE	1,083.51	383.48	121.23	474.96	533.81	1,140.63	2,169.50	577.90	\$641.28

WEST VIRGINIA PUBLIC DEFENDER SERVICES

AVERAGE COST BY CASE TYPE

FISCAL YEAR 2002

						PAROLE				
			MENTAL			PROBAT	TERM	HABEAS		CIRCUIT
CIRCUIT	FELONY	MISD	HYGIENE	JUVENILE		REV	ABUSE	SUP. CT.	OTHER	AVERAGE
01 CIRCUIT										
BROOKE	1,069.76	604.86	269.36	265.73		1,045.25	2,034.12	1,416.94	0.00	\$812.91
HANCOCK	1,119.69	489.56	260.19	557.59		327.81	2,100.35	2,284.51	899.65	\$954.07
OHIO	1,547.74	405.89	86.75	654.80		521.80	1,137.81	8,787.01	0.00	\$1,009.30
CIRCUIT AVERAGE	1,334.85	457.61	203.09	570.02		555.67	1,335.43	3,900.18	899.65	\$961.49
02 CIRCUIT										
MARSHALL	824.72	292.09	133.61	324.95		714.07	911.85	1,299.50	0.00	\$426.04
TYLER	671.03	331.60	269.06	674.18		591.67	1,037.37	0.00	3,364.20	\$771.66
WETZEL	1,540.56	236.28	208.94	367.23		564.63	1,978.90	1,029.80	762.67	\$692.52
CIRCUIT AVERAGE	907.27	290.39	165.19	398.42		612.13	1,241.83	1,232.08	1,803.28	\$541.40
03 CIRCUIT										
DODDRIDGE	1,083.73	651.02	400.55	963.59		505.33	2,270.45	0.00	425.99	\$1,047.61
PLEASANTS	1,283.28	592.80	0.00	853.91		820.86	1,427.15	1,987.59	306.56	\$897.47
RITCHIE	2,652.11	443.33	241.50	662.30		265.50	1,426.79	4,378.55	687.72	\$1,178.91
CIRCUIT AVERAGE	1,818.46	532.12	334.28	758.15		570.54	1,681.12	3,012.29	448.50	\$1,075.68
04 CIRCUIT										
WIRT	1,110.62	502.82	153.81	407.27		734.38	1,430.76	1,039.62	287.13	\$821.81
WOOD	887.48	495.92	118.19	444.06		460.62	941.15	2,427.18	317.36	\$569.39
CIRCUIT AVERAGE	910.85	496.28	118.86	442.27		472.79	978.49	2,292.90	315.92	\$584.63
05 CIRCUIT										
CALHOUN	1,145.75	461.50	0.00	440.40		0.00	829.73	1,248.50	320.00	\$771.30
JACKSON	1,352.00	441.00	212.88	931.90		1,039.15	1,007.31	1,255.68	0.00	\$941.57
MASON	758.86	402.91	154.51	665.57		272.48	959.66	1,371.24	916.69	\$536.22
ROANE	1,042.68	589.18	189.75	607.57		792.09	1,069.11	319.70	0.00	\$836.20
CIRCUIT AVERAGE	898.37	420.28	162.39	671.94		622.34	981.03	1,179.79	846.49	\$650.50
06 CIRCUIT										
CABELL	1,198.28	290.81	47.24	244.45		530.59	875.18	1,697.89	372.20	\$358.91
CIRCUIT AVERAGE	1,198.28	290.81	47.24	244.45		530.59	875.18	1,697.89	372.20	\$358.91
07 CIRCUIT										
LOGAN	1,010.26	273.69	48.50	564.47		557.62	855.91	5,027.49	240.81	\$530.68
CIRCUIT AVERAGE	1,010.26	273.69	48.50	564.47		557.62	855.91	5,027.49	240.81	\$530.68

WEST VIRGINIA PUBLIC DEFENDER SERVICES

AVERAGE COST BY CASE TYPE

FISCAL YEAR 2002

						PAROLE				
			MENTAL			PROBAT	TERM	HABEAS		CIRCUIT
CIRCUIT	FELONY	MISD	HYGIENE	JUVENILE		REV	ABUSE	SUP. CT.	OTHER	AVERAGE
08 CIRCUIT										
MCDOWELL	1,972.97	550.75	142.50	514.21		787.10	1,033.77	878.67	104.00	\$1,028.77
CIRCUIT AVERAGE	1,972.97	550.75	142.50	514.21		787.10	1,033.77	878.67	104.00	\$1,028.77
09 CIRCUIT										
MERCER	1,179.62	303.33	140.84	904.49		923.40	960.84	2,019.34	843.21	\$850.78
CIRCUIT AVERAGE	1,179.62	303.33	140.84	904.49		923.40	960.84	2,019.34	843.21	\$850.78
10 CIRCUIT										
RALEIGH	1,223.06	342.06	65.17	394.57		395.35	1,105.34	2,909.93	1,901.35	\$827.59
CIRCUIT AVERAGE	1,223.06	342.06	65.17	394.57		395.35	1,105.34	2,909.93	1,901.35	\$827.59
11 CIRCUIT										
GREENBRIER	1,221.16	291.15	100.76	363.89		459.16	2,023.26	5,315.99	965.00	\$827.78
POCAHONTAS	1,415.83	453.49	89.56	315.13		315.00	1,850.00	0.00	375.00	\$882.54
CIRCUIT AVERAGE	1,323.62	379.93	99.45	358.89		441.14	1,992.07	5,315.99	817.50	\$844.17
12 CIRCUIT										
FAYETTE	968.74	239.53	123.50	439.79		338.00	908.59	883.18	325.88	\$735.32
CIRCUIT AVERAGE	968.74	239.53	123.50	439.79		338.00	908.59	883.18	325.88	\$735.32
13 CIRCUIT										
KANAWHA	1,028.22	301.75	120.84	462.22		489.22	910.55	1,432.04	903.40	\$435.32
CIRCUIT AVERAGE	1,028.22	301.75	120.84	462.22		489.22	910.55	1,432.04	903.40	\$435.32
14 CIRCUIT										
BRAXTON	1,113.48	422.77	170.96	549.91		570.08	1,848.55	3,247.14	463.82	\$892.43
CLAY	1,527.94	373.30	189.30	411.59		1,301.56	1,499.09	2,986.24	644.50	\$761.50
GILMER	1,610.77	469.45	453.59	715.20		429.37	1,394.84	5,101.23	329.38	\$1,067.18
WEBSTER	1,031.58	273.64	135.62	325.04		397.00	1,069.10	1,019.76	109.94	\$654.98
CIRCUIT AVERAGE	1,266.13	379.28	248.59	485.83		613.26	1,476.26	3,006.60	468.49	\$822.50
15 CIRCUIT										
HARRISON	1,561.32	538.57	44.00	642.10		1,323.40	1,476.63	2,716.81	1,673.69	\$1,150.81
CIRCUIT AVERAGE	1,561.32	538.57	44.00	642.10		1,323.40	1,476.63	2,716.81	1,673.69	\$1,150.81
16 CIRCUIT										
MARION	1,122.04	320.48	134.20	508.09		553.05	823.15	1,407.97	344.70	\$558.69
CIRCUIT AVERAGE	1,122.04	320.48	134.20	508.09		553.05	823.15	1,407.97	344.70	\$558.69

WEST VIRGINIA PUBLIC DEFENDER SERVICES

AVERAGE COST BY CASE TYPE

FISCAL YEAR 2002

						PAROLE				
			MENTAL			PROBAT	TERM	HABEAS		CIRCUIT
CIRCUIT	FELONY	MISD	HYGIENE	JUVENILE	REV	ABUSE	SUP. CT.	OTHER		AVERAGE
17 CIRCUIT										
MONONGALIA	1,111.95	453.34	114.15	647.24	288.04	1,817.77	1,428.99	604.35		\$590.59
CIRCUIT AVERAGE	1,111.95	453.34	114.15	647.24	288.04	1,817.77	1,428.99	604.35		\$590.59
18 CIRCUIT										
PRESTON	1,615.79	580.89	135.40	736.61	176.26	1,225.34	2,556.50	207.95		\$1,085.84
CIRCUIT AVERAGE	1,615.79	580.89	135.40	736.61	176.26	1,225.34	2,556.50	207.95		\$1,085.84
19 CIRCUIT										
BARBOUR	570.72	284.89	263.81	223.18	225.08	756.27	1,304.38	154.75		\$409.84
TAYLOR	477.59	244.92	169.58	278.38	175.92	891.57	1,180.01	196.72		\$357.23
CIRCUIT AVERAGE	510.23	260.32	209.02	250.91	195.59	804.75	1,262.92	186.22		\$381.04
20 CIRCUIT										
RANDOLPH	959.39	433.72	116.74	480.72	394.59	1,225.29	2,303.41	252.91		\$634.22
CIRCUIT AVERAGE	959.39	433.72	116.74	480.72	394.59	1,225.29	2,303.41	252.91		\$634.22
21 CIRCUIT										
GRANT	976.51	361.51	113.17	710.93	398.89	1,914.05	1,818.00	934.43		\$817.95
MINERAL	589.59	383.73	99.78	364.61	611.30	1,265.45	1,423.84	226.99		\$585.69
TUCKER	499.80	304.08	132.50	821.75	0.00	353.58	0.00	0.00		\$396.05
CIRCUIT AVERAGE	675.28	371.31	107.64	427.07	543.33	1,387.31	1,473.11	677.18		\$628.74
22 CIRCUIT										
HAMPSHIRE	1,308.94	302.11	177.43	596.78	1,006.05	837.51	468.55	935.16		\$683.67
HARDY	1,822.79	465.89	165.64	980.23	581.56	1,227.94	1,381.39	615.70		\$926.60
PENDLETON	1,884.35	437.20	182.75	921.03	678.00	1,738.87	1,156.61	707.54		\$994.91
CIRCUIT AVERAGE	1,606.11	386.41	173.20	840.90	734.10	998.49	1,153.86	727.19		\$826.87
23 CIRCUIT										
BERKELEY	1,152.19	437.91	253.49	349.43	839.10	1,260.36	2,450.90	1,661.55		\$901.95
JEFFERSON	1,097.93	421.22	205.40	703.30	1,104.50	1,148.36	2,577.55	501.05		\$964.81
MORGAN	1,570.94	283.98	275.91	488.39	543.75	1,903.33	0.00	531.86		\$1,347.45
CIRCUIT AVERAGE	1,209.81	422.25	243.91	485.21	773.67	1,358.50	2,517.74	722.50		\$980.98
24 CIRCUIT										
WAYNE	1,995.77	634.85	106.27	391.68	359.25	1,131.40	1,845.33	553.47		\$902.84
CIRCUIT AVERAGE	1,995.77	634.85	106.27	391.68	359.25	1,131.40	1,845.33	553.47		\$902.84

WEST VIRGINIA PUBLIC DEFENDER SERVICES

AVERAGE COST BY CASE TYPE

FISCAL YEAR 2002

			MENTAL			PAROLE				
			HYGIENE	JUVENILE	PROBAT	TERM	HABEAS			CIRCUIT
CIRCUIT	FELONY	MISD			REV	ABUSE	SUP. CT.	OTHER		AVERAGE
25 CIRCUIT										
BOONE	792.58	305.87	137.00	418.28	728.77	2,013.59	3,215.02	1,013.60		\$746.59
LINCOLN	1,081.05	486.62	268.96	489.71	548.40	1,136.92	3,663.00	381.93		\$687.17
CIRCUIT AVERAGE	945.52	375.09	263.89	460.30	595.45	1,530.30	3,439.01	803.04		\$712.75
26 CIRCUIT										
LEWIS	994.96	352.96	129.78	564.54	297.57	919.77	1,445.60	851.12		\$400.04
UPSHUR	1,084.91	371.79	121.23	872.20	612.18	1,131.02	1,122.96	844.43		\$767.20
CIRCUIT AVERAGE	1,053.24	365.06	128.97	764.01	514.54	1,032.94	1,268.15	848.25		\$560.44
27 CIRCUIT										
WYOMING	641.23	367.78	85.00	347.13	0.00	755.48	0.00	532.77		\$462.24
CIRCUIT AVERAGE	641.23	367.78	85.00	347.13	0.00	755.48	0.00	532.77		\$462.24
28 CIRCUIT										
NICHOLAS	642.33	367.34	129.00	451.06	925.94	1,352.36	1,749.90	160.00		\$895.35
CIRCUIT AVERAGE	642.33	367.34	129.00	451.06	925.94	1,352.36	1,749.90	160.00		\$895.35
29 CIRCUIT										
PUTNAM	1,046.40	391.40	222.30	491.26	279.62	1,710.43	1,532.52	669.18		\$669.96
CIRCUIT AVERAGE	1,046.40	391.40	222.30	491.26	279.62	1,710.43	1,532.52	669.18		\$669.96
30 CIRCUIT										
MINGO	756.88	212.42	58.60	359.27	267.54	1,178.25	1,888.88	287.74		\$630.94
CIRCUIT AVERAGE	756.88	212.42	58.60	359.27	267.54	1,178.25	1,888.88	287.74		\$630.94
31 CIRCUIT										
MONROE	818.39	330.08	0.00	368.70	338.09	540.08	0.00	490.93		\$490.13
SUMMERS	1,285.20	265.32	106.52	700.16	247.19	1,838.03	1,480.91	3,026.02		\$859.53
CIRCUIT AVERAGE	1,158.30	293.72	106.52	548.24	283.55	1,307.05	1,480.91	1,758.48		\$727.32
STATE AVERAGE	1,083.51	383.48	121.23	474.96	533.81	1,140.63	2,169.50	577.90		\$641.28

WEST VIRGINIA PUBLIC DEFENDER SERVICES			
AVERAGE COSTS BY PRIMARY CHARGE FOR FY 2002			
DESCENDING ORDER BY TOTAL \$			
			CLAIMS
CRIMINAL CHARGE	AVERAGE	TOTAL \$	COUNT
ABUSE & NEGLECT	\$1,136.35	\$3,886,324.05	3,420
JUVENILE	\$474.96	\$1,375,016.50	2,895
MURDER	\$4,637.66	\$649,272.76	140
DOMESTIC VIOLENCE	\$395.28	\$607,544.29	1,537
CONTROLLED SUBSTANCES	\$706.00	\$598,690.12	848
HABEAS CORPUS	\$2,320.20	\$438,517.06	189
MENTAL HYGIENE	\$121.23	\$432,300.27	3,566
ASSAULT & BATTERY	\$404.49	\$399,230.41	987
SEXUAL ASSAULT	\$1,550.42	\$324,038.51	209
PAROLE/PROBATION	\$533.81	\$275,447.10	516
GRAND LARCENY	\$794.41	\$274,071.36	345
BURGLARY	\$822.99	\$271,585.90	330
DUI 3RD OFFENSE	\$935.35	\$264,422.10	283
FORGERY & UTTERING	\$733.53	\$256,003.60	349
BREAKING & ENTERING	\$886.09	\$252,535.29	285
SUPREME COURT APPEAL	\$1,945.24	\$247,045.85	127
MAL WOUNDING/ASSAULT	\$1,031.24	\$246,466.75	239
SUSPEND/REV LICENSE	\$413.59	\$241,949.22	585
DUI 1ST OFFENSE	\$365.22	\$238,486.59	653
FRAUD	\$977.08	\$167,081.44	171
AGGRAVATED ROBBERY	\$1,216.24	\$141,083.33	116
DUI 2ND OFFENSE	\$470.20	\$132,127.30	281
SEXUAL ABUSE	\$1,624.19	\$131,559.65	81
OBSTRUCTION JUSTICE	\$360.12	\$124,602.98	346
REC/TRANS STOLEN PRO	\$804.84	\$107,848.62	134
PETIT LARCENY	\$393.50	\$106,245.39	270
TERM PARENTAL RIGHTS	\$1,352.48	\$93,321.08	69
WANTON ENDANGERMENT	\$1,120.98	\$90,799.77	81
FALSE PRETENSES	\$706.92	\$89,778.82	127
DESTRUCTION OF PROPERTY	\$353.64	\$87,348.82	247
CONSPIRACY	\$896.91	\$77,134.57	86
ATTEMPT	\$958.22	\$71,866.44	75
FAIL PAY CHILD SUPPORT	\$648.22	\$68,711.74	106
KIDNAPPING	\$1,542.99	\$64,805.52	42
SENTENCE REDUCTION	\$542.62	\$64,571.67	119
RESISTING ARREST	\$457.18	\$53,947.70	118
MAGISTRATE APPEAL	\$960.20	\$50,890.52	53
ROBBERY	\$1,148.20	\$50,520.82	44
SHOPLIFTING	\$592.86	\$49,800.53	84
ARSON	\$895.98	\$45,694.92	51
INCEST	\$3,658.35	\$43,900.16	12
OTHER	\$459.94	\$40,934.44	89
WELFARE FRAUD	\$723.17	\$35,435.11	49
FLEEING VEHICLE W/DUI	\$814.08	\$35,005.62	43
DUI W/ INJURY	\$1,069.22	\$34,215.15	32
BRANDISHING WEAPON	\$418.28	\$33,462.34	80
CONTRIBUTE DEL MINOR	\$374.82	\$33,358.63	89
FALSE SWEARING	\$365.16	\$31,768.55	87

WEST VIRGINIA PUBLIC DEFENDER SERVICES			
AVERAGE COSTS BY PRIMARY CHARGE FOR FY 2002			
DESCENDING ORDER BY TOTAL \$			
			CLAIMS
CRIMINAL CHARGE	AVERAGE	TOTAL \$	COUNT
FALSE SWEARING	\$365.16	\$31,768.55	87
GUARDIAN CHILDREN	\$1,118.21	\$31,309.92	28
HOME CONFINEMENT	\$400.67	\$27,245.69	68
RECKLESS DRIVING	\$450.66	\$25,236.96	56
FUGITIVE/JUSTICE	\$300.86	\$24,670.24	82
ACCESSORY	\$576.07	\$24,195.05	42
CRUELTY TO ANIMALS	\$893.38	\$24,121.31	27
PERMITTING DUI	\$461.38	\$22,146.04	48
TRESPASSING	\$336.83	\$21,220.42	63
DEADLY WEAPON	\$413.21	\$20,660.25	50
HARASSMENT	\$381.76	\$20,233.02	53
EMBEZZLEMENT	\$617.90	\$19,155.01	31
FAILURE TO APPEAR	\$429.62	\$18,903.46	44
JAIL ESCAPE	\$878.06	\$17,561.14	20
EXTRADITION	\$448.42	\$17,039.85	38
RECIDIVIST	\$3,258.86	\$16,294.31	5
UNDER AGE DRINKING	\$288.07	\$16,131.92	56
AIDING & ABETTING	\$643.97	\$15,455.24	24
DNR CHARGE	\$367.77	\$13,975.12	38
LEAVE SCENE ACCIDENT	\$389.43	\$12,461.65	32
STALKING	\$493.63	\$10,859.84	22
CONCEAL A MINOR	\$1,520.62	\$10,644.32	7
DISORDERLY CONDUCT	\$354.44	\$10,633.28	30
UNLAWFUL WOUNDING	\$440.82	\$9,257.17	21
INTIMIDATE WITNESS	\$431.16	\$9,054.42	21
JOYRIDING	\$332.06	\$8,965.56	27
ADULT ABUSE	\$1,110.87	\$8,886.94	8
PORNOGRAPHY	\$1,597.28	\$7,986.38	5
MANDAMUS	\$3,168.68	\$6,337.36	2
DEL CONTRABAND INMATE	\$1,231.39	\$6,156.96	5
TRUANCY	\$323.58	\$6,148.10	19
AUTO TAMPERING	\$361.55	\$5,784.86	16
INVOL MANSLAUGHTER	\$5,299.05	\$5,299.05	1
MAKE/USE EXPLOSIVES	\$687.05	\$4,809.36	7
SOLICIT/PROSTITUTION	\$291.94	\$4,670.98	16
MOTOR VEHICLE SAFETY	\$346.76	\$4,161.12	12
INDECENT EXPOSURE	\$404.30	\$4,042.95	10
COUNTERFEITING	\$628.42	\$3,770.51	6
NEGLIGENT HOMICIDE	\$1,808.24	\$3,616.48	2
CIVIL RIGHTS VIOLATION	\$577.06	\$3,462.38	6
SHOOT W/N 500 FEET	\$416.86	\$3,334.90	8
ANIMAL CONTROL	\$411.46	\$3,291.66	8
PERMIT UNAUTH/DRIVE	\$400.02	\$3,200.14	8
CONTEMPT	\$177.15	\$3,188.67	18
PEACE WARRANT	\$486.06	\$2,916.36	6
FAIL MAINTAIN CONTROL	\$618.71	\$2,474.84	4
DISTURB THE PEACE	\$400.08	\$2,000.39	5
PERJURY	\$1,896.45	\$1,896.45	1

WEST VIRGINIA PUBLIC DEFENDER SERVICES			
AVERAGE COSTS BY PRIMARY CHARGE FOR FY 2002			
DESCENDING ORDER BY TOTAL \$			
			CLAIMS
CRIMINAL CHARGE	AVERAGE	TOTAL \$	COUNT
NO OPERATORS	\$296.72	\$1,780.30	6
PUBLIC INTOXICATION	\$250.64	\$1,253.18	5
SPEEDING	\$512.10	\$1,024.20	2
LITTERING	\$352.93	\$705.86	2
NO PROOF OF INS	\$277.75	\$555.50	2
FAIL TO REG SEX OFFENDER	\$173.25	\$346.50	2
WITNESS	\$172.26	\$172.26	1
EXTORTION	\$71.00	\$71.00	1
STATE AVERAGE	\$641.28	\$13,987,546.19	21,812

**APPOINTED COUNSEL CLAIMS
BY CASE TYPE**

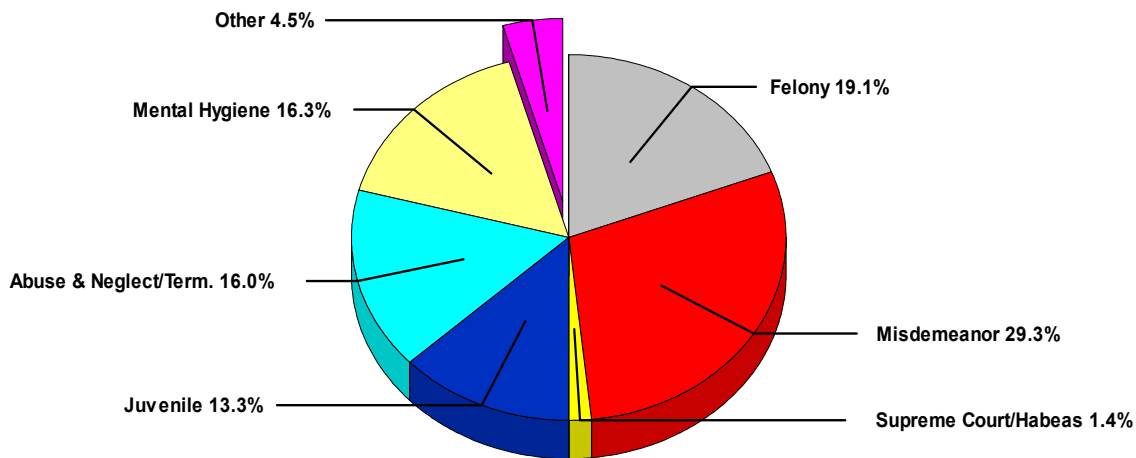
APPOINTED COUNSEL CLAIMS PAID IN FY 2002

Felony	4,172
Misdemeanor	6,399
Supreme Court/Habeas	316
Juvenile	2,895
Abuse & Neglect/Term.	3,489
Mental Hygiene	3,566
Other	975

Paternity, Parole/Probation Rev., Mag. Ct. Mandamus/Prohibition, Extradition, Contempt, Fugitive, Other

TOTAL CLAIMS PAID 21,812

APPOINTED COUNSEL CLAIMS PAID FY 2002 BY CASE TYPE



WEST VIRGINIA PUBLIC DEFENDER SERVICES									
APPOINTED COUNSEL CLAIMS PAID BY CASE TYPE									
FISCAL YEAR 2002									
					PAROLE				
			MENTAL		PROBAT	TERM	HABEAS		TOTAL
CIRCUIT	FELONY	MISD	HYGIENE	JUVENILE	REV	ABUSE	SUP. CT .	OTHER	CLAIMS
01 CIRCUIT TOTAL	107	86	109	39	8	194	11	5	559
02 CIRCUIT TOTAL	39	48	83	36	8	35	4	5	258
03 CIRCUIT TOTAL	94	171	12	30	6	73	7	21	414
04 CIRCUIT TOTAL	525	968	369	226	45	236	31	84	2,484
05 CIRCUIT TOTAL	171	343	46	63	14	148	11	17	813
06 CIRCUIT TOTAL	115	121	664	296	12	247	17	15	1,487
07 CIRCUIT TOTAL	103	411	1	85	21	71	8	20	720
08 CIRCUIT TOTAL	37	49	1	17	2	26	4	1	137
09 CIRCUIT TOTAL	117	70	48	44	4	189	9	6	487
10 CIRCUIT TOTAL	131	107	69	51	9	193	10	4	574
11 CIRCUIT TOTAL	57	64	68	39	8	50	4	4	294
12 CIRCUIT TOTAL	48	26	1	9	1	29	5	1	120
13 CIRCUIT TOTAL	314	658	756	184	30	229	11	28	2,210
14 CIRCUIT TOTAL	155	264	34	86	21	117	15	23	715
15 CIRCUIT TOTAL	62	78	1	68	7	99	14	5	334
16 CIRCUIT TOTAL	267	466	213	288	79	217	20	39	1,589
17 CIRCUIT TOTAL	162	363	207	75	23	52	3	27	912
18 CIRCUIT TOTAL	37	11	10	57	6	71	11	6	209
19 CIRCUIT TOTAL	117	244	43	219	15	120	6	16	780
20 CIRCUIT TOTAL	116	204	81	118	16	96	8	8	647
21 CIRCUIT TOTAL	167	136	32	120	25	83	8	11	582
22 CIRCUIT TOTAL	133	238	17	79	32	78	10	25	612
23 CIRCUIT TOTAL	226	130	83	94	14	213	36	16	812
24 CIRCUIT TOTAL	52	32	65	66	5	130	12	3	365
25 CIRCUIT TOTAL	149	94	52	187	23	78	2	12	597
26 CIRCUIT TOTAL	196	210	401	91	58	168	20	28	1,172
27 CIRCUIT TOTAL	126	294	1	43	0	35	0	4	503
28 CIRCUIT TOTAL	33	25	1	13	7	57	3	1	140
29 CIRCUIT TOTAL	154	275	86	118	11	76	4	18	742
30 CIRCUIT TOTAL	59	99	1	30	1	57	10	2	259
31 CIRCUIT TOTAL	103	114	11	24	5	22	2	4	285
STATE TOTAL	4,172	6,399	3,566	2,895	516	3,489	316	459	21,812

WEST VIRGINIA PUBLIC DEFENDER SERVICES									
APPOINTED COUNSEL CLAIMS PAID BY CASE TYPE									
FISCAL YEAR 2002									
					PAROLE				
CIRCUIT			MENTAL		PROBAT	TERM	HABEAS		TOTAL
COUNTY	FELONY	MISD	HYGIENE	JUVENILE	REV	ABUSE	SUP. CT.	OTHER	CLAIMS
01 CIRCUIT									
BROOKE	19	11	40	6	2	17	2	0	97
HANCOCK	32	27	31	10	4	24	6	5	139
OHIO	56	48	38	23	2	153	3	0	323
CIRCUIT TOTAL	107	86	109	39	8	194	11	5	559
02 CIRCUIT									
MARSHALL	26	38	53	17	2	18	3	0	157
TYLER	7	5	6	6	3	7	0	2	36
WETZEL	6	5	24	13	3	10	1	3	65
CIRCUIT TOTAL	39	48	83	36	8	35	4	5	258
03 CIRCUIT									
DODDRIDGE	36	40	7	7	3	22	0	9	124
PLEASANTS	16	46	0	4	2	15	4	7	94
RITCHIE	42	85	5	19	1	36	3	5	196
CIRCUIT TOTAL	94	171	12	30	6	73	7	21	414
04 CIRCUIT									
WIRT	55	50	7	11	2	18	3	4	150
WOOD	470	918	362	215	43	218	28	80	2,334
CIRCUIT TOTAL	525	968	369	226	45	236	31	84	2,484
05 CIRCUIT									
CALHOUN	4	4	0	5	0	23	2	2	40
JACKSON	29	28	5	9	3	51	7	0	132
MASON	120	286	39	34	6	40	1	15	541
ROANE	18	25	2	15	5	34	1	0	100
CIRCUIT TOTAL	171	343	46	63	14	148	11	17	813
06 CIRCUIT									
CABELL	115	121	664	296	12	247	17	15	1,487
CIRCUIT TOTAL	115	121	664	296	12	247	17	15	1,487
07 CIRCUIT									
LOGAN	103	411	1	85	21	71	8	20	720
CIRCUIT TOTAL	103	411	1	85	21	71	8	20	720
08 CIRCUIT									
MCDOWELL	37	49	1	17	2	26	4	1	137
CIRCUIT TOTAL	37	49	1	17	2	26	4	1	137
09 CIRCUIT									
MERCER	117	70	48	44	4	189	9	6	487
CIRCUIT TOTAL	117	70	48	44	4	189	9	6	487
10 CIRCUIT									
RALEIGH	131	107	69	51	9	193	10	4	574
CIRCUIT TOTAL	131	107	69	51	9	193	10	4	574

WEST VIRGINIA PUBLIC DEFENDER SERVICES									
APPOINTED COUNSEL CLAIMS PAID BY CASE TYPE									
FISCAL YEAR 2002									
					PAROLE				
CIRCUIT			MENTAL		PROBAT	TERM	HABEAS		TOTAL
COUNTY	FELONY	MISD	HYGIENE	JUVENILE	REV	ABUSE	SUP. CT.	OTHER	CLAIMS
11 CIRCUIT									
GREENBRIER	27	29	60	35	7	41	4	3	206
POCAHONTAS	30	35	8	4	1	9	0	1	88
CIRCUIT TOTAL	57	64	68	39	8	50	4	4	294
12 CIRCUIT									
FAYETTE	48	26	1	9	1	29	5	1	120
CIRCUIT TOTAL	48	26	1	9	1	29	5	1	120
13 CIRCUIT									
KANAWHA	314	658	756	184	30	229	11	28	2,210
CIRCUIT TOTAL	314	658	756	184	30	229	11	28	2,210
14 CIRCUIT									
BRAXTON	57	86	11	27	10	39	7	13	250
CLAY	37	104	11	22	3	31	1	6	215
GILMER	23	24	9	15	3	12	3	2	91
WEBSTER	38	50	3	22	5	35	4	2	159
CIRCUIT TOTAL	155	264	34	86	21	117	15	23	715
15 CIRCUIT									
HARRISON	62	78	1	68	7	99	14	5	334
CIRCUIT TOTAL	62	78	1	68	7	99	14	5	334
16 CIRCUIT									
MARION	267	466	213	288	79	217	20	39	1,589
CIRCUIT TOTAL	267	466	213	288	79	217	20	39	1,589
17 CIRCUIT									
MONONGALIA	162	363	207	75	23	52	3	27	912
CIRCUIT TOTAL	162	363	207	75	23	52	3	27	912
18 CIRCUIT									
PRESTON	37	11	10	57	6	71	11	6	209
CIRCUIT TOTAL	37	11	10	57	6	71	11	6	209
19 CIRCUIT									
BARBOUR	41	94	18	109	6	77	4	4	353
TAYLOR	76	150	25	110	9	43	2	12	427
CIRCUIT TOTAL	117	244	43	219	15	120	6	16	780
20 CIRCUIT									
RANDOLPH	116	204	81	118	16	96	8	8	647
CIRCUIT TOTAL	116	204	81	118	16	96	8	8	647
21 CIRCUIT									
GRANT	40	33	9	19	8	17	1	7	134
MINERAL	114	91	19	99	17	65	7	4	416
TUCKER	13	12	4	2	0	1	0	0	32
CIRCUIT TOTAL	167	136	32	120	25	83	8	11	582

WEST VIRGINIA PUBLIC DEFENDER SERVICES									
APPOINTED COUNSEL CLAIMS PAID BY CASE TYPE									
FISCAL YEAR 2002									
					PAROLE				
CIRCUIT			MENTAL		PROBAT	TERM	HABEAS		TOTAL
COUNTY	FELONY	MISD	HYGIENE	JUVENILE	REV	ABUSE	SUP. CT.	OTHER	CLAIMS
22 CIRCUIT									
HAMPSHIRE	58	112	8	25	9	55	2	7	276
HARDY	59	106	7	30	12	16	6	12	248
PENDLETON	16	20	2	24	11	7	2	6	88
CIRCUIT TOTAL	133	238	17	79	32	78	10	25	612
23 CIRCUIT									
BERKELEY	126	82	65	47	9	130	17	3	479
JEFFERSON	61	39	17	29	1	43	19	11	220
MORGAN	39	9	1	18	4	40	0	2	113
CIRCUIT TOTAL	226	130	83	94	14	213	36	16	812
24 CIRCUIT									
WAYNE	52	32	65	66	5	130	12	3	365
CIRCUIT TOTAL	52	32	65	66	5	130	12	3	365
25 CIRCUIT									
BOONE	70	58	2	77	6	35	1	8	257
LINCOLN	79	36	50	110	17	43	1	4	340
CIRCUIT TOTAL	149	94	52	187	23	78	2	12	597
26 CIRCUIT									
LEWIS	69	75	363	32	18	78	9	16	660
UPSHUR	127	135	38	59	40	90	11	12	512
CIRCUIT TOTAL	196	210	401	91	58	168	20	28	1,172
27 CIRCUIT									
WYOMING	126	294	1	43	0	35	0	4	503
CIRCUIT TOTAL	126	294	1	43	0	35	0	4	503
28 CIRCUIT									
NICHOLAS	33	25	1	13	7	57	3	1	140
CIRCUIT TOTAL	33	25	1	13	7	57	3	1	140
29 CIRCUIT									
PUTNAM	154	275	86	118	11	76	4	18	742
CIRCUIT TOTAL	154	275	86	118	11	76	4	18	742
30 CIRCUIT									
MINGO	59	99	1	30	1	57	10	2	259
CIRCUIT TOTAL	59	99	1	30	1	57	10	2	259
31 CIRCUIT									
MONROE	28	50	0	11	2	9	0	2	102
SUMMERS	75	64	11	13	3	13	2	2	183
CIRCUIT TOTAL	103	114	11	24	5	22	2	4	285
STATE TOTAL	4,172	6,399	3,566	2,895	516	3,489	316	459	21,812

**DIRECT EXPENSE CLAIMS
BY CASE TYPE**

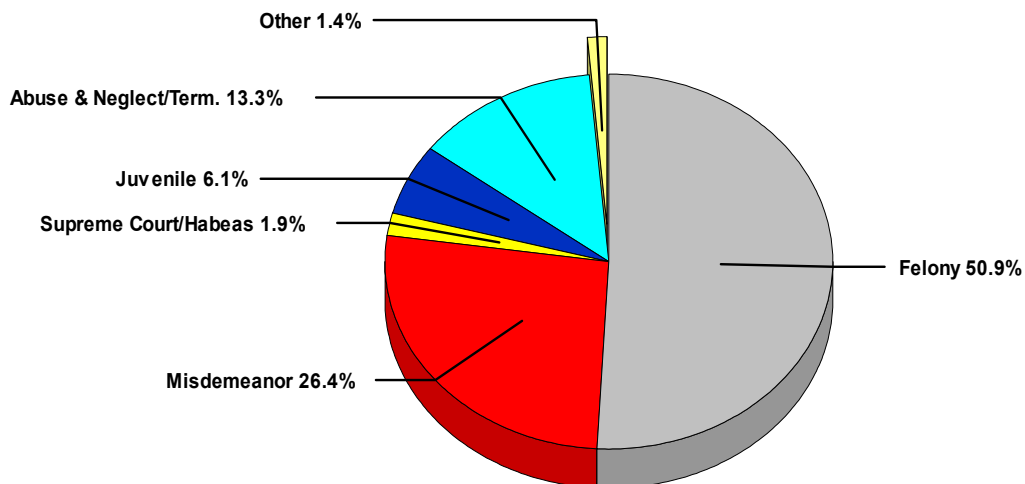
APPOINTED COUNSEL DIRECT EXPENSE CLAIMS PAID IN FY 2002

Felony	510
Misdemeanor	265
Supreme Court/Habeas	19
Juvenile	61
Abuse & Neglect/Term.	133
Other	14

Paternity, Parole/Probation Rev., Mag. Ct., Mandamus/Prohibition, Extradition, Contempt, Fugitive, Other
--

TOTAL CLAIMS PAID **1,002**

APPOINTED COUNSEL DIRECT EXPENSE CLAIMS PAID FY 2002 BY CASE TYPE



WEST VIRGINIA PUBLIC DEFENDER SERVICES									
TOTAL DIRECT EXPENSE CLAIMS PAID FY 2002									
					PAROLE				
			MENTAL		PROBAT	TERM	HABEAS		TOTAL
CIRCUIT	FELONY	MISD.	MENTAL	JUVENILE	REV	ABUSE	SUP. CT.	OTHER	CLAIMS
01 CIRCUIT TOTAL	20	1	0	1	0	2	0	0	24
03 CIRCUIT TOTAL	24	25	0	4	0	10	0	0	63
04 CIRCUIT TOTAL	174	159	0	28	2	57	6	1	427
05 CIRCUIT TOTAL	6	1	0	0	0	1	0	0	8
06 CIRCUIT TOTAL	12	1	0	0	0	3	0	0	16
07 CIRCUIT TOTAL	4	0	0	0	0	0	0	0	4
08 CIRCUIT TOTAL	1	0	0	0	0	0	0	0	1
09 CIRCUIT TOTAL	27	0	0	2	0	2	0	0	31
10 CIRCUIT TOTAL	13	0	0	0	0	0	0	0	13
11 CIRCUIT TOTAL	1	3	0	0	0	0	0	0	4
13 CIRCUIT TOTAL	26	2	0	3	2	10	2	0	45
14 CIRCUIT TOTAL	13	0	0	1	0	3	0	0	17
15 CIRCUIT TOTAL	9	1	0	1	0	3	0	0	14
16 CIRCUIT TOTAL	17	0	0	3	0	4	1	0	25
17 CIRCUIT TOTAL	14	1	0	0	0	0	1	0	16
18 CIRCUIT TOTAL	2	0	0	0	0	0	0	0	2
19 CIRCUIT TOTAL	0	2	0	0	0	0	0	0	2
21 CIRCUIT TOTAL	7	2	0	1	0	2	1	1	14
22 CIRCUIT TOTAL	9	2	0	5	1	2	0	0	19
23 CIRCUIT TOTAL	55	7	0	4	1	22	6	3	98
24 CIRCUIT TOTAL	5	1	0	1	0	3	2	0	12
25 CIRCUIT TOTAL	8	1	0	0	0	2	0	0	11
26 CIRCUIT TOTAL	6	4	0	0	1	5	0	0	16
27 CIRCUIT TOTAL	32	50	0	6	0	1	0	1	90
28 CIRCUIT TOTAL	0	1	0	0	0	0	0	0	1
29 CIRCUIT TOTAL	8	1	0	1	0	1	0	0	11
31 CIRCUIT TOTAL	17	0	0	0	0	0	0	1	18
STATE TOTAL	510	265		61	7	133	19	7	1,002

WEST VIRGINIA PUBLIC DEFENDER SERVICES									
TOTAL DIRECT EXPENSE CLAIMS PAID FY 2002									
					PAROLE				
CIRCUIT			MENTAL		PROBAT	TERM	HABEAS		TOTAL
COUNTY	FELONY	MISD.	HYGIENE	JUVENILE	REV	ABUSE	SUP. CT.	OTHER	CLAIMS
01 CIRCUIT									
BROOKE	3	0	0	0	0	0	0	0	3
HANCOCK	3	1	0	0	0	0	0	0	4
OHIO	14	0	0	1	0	2	0	0	17
CIRCUIT TOTAL	20	1	0	1	0	2	0	0	24
03 CIRCUIT									
DODDRIDGE	11	6	0	0	0	6	0	0	23
PLEASANTS	2	6	0	0	0	2	0	0	10
RITCHIE	11	13	0	4	0	2	0	0	30
CIRCUIT TOTAL	24	25	0	4	0	10	0	0	63
04 CIRCUIT									
WIRT	10	11	0	2	0	1	1	0	25
WOOD	164	148	0	26	2	56	5	1	402
CIRCUIT TOTAL	174	159	0	28	2	57	6	1	427
05 CIRCUIT									
JACKSON	2	1	0	0	0	0	0	0	3
MASON	4	0	0	0	0	0	0	0	4
ROANE	0	0	0	0	0	1	0	0	1
CIRCUIT TOTAL	6	1	0	0	0	1	0	0	8
06 CIRCUIT									
CABELL	12	1	0	0	0	3	0	0	16
CIRCUIT TOTAL	12	1	0	0	0	3	0	0	16
07 CIRCUIT									
LOGAN	4	0	0	0	0	0	0	0	4
CIRCUIT TOTAL	4	0	0	0	0	0	0	0	4
08 CIRCUIT									
MCDOWELL	1	0	0	0	0	0	0	0	1
CIRCUIT TOTAL	1	0	0	0	0	0	0	0	1
09 CIRCUIT									
MERCER	27	0	0	2	0	2	0	0	31
CIRCUIT TOTAL	27	0	0	2	0	2	0	0	31
10 CIRCUIT									
RALEIGH	13	0	0	0	0	0	0	0	13
CIRCUIT TOTAL	13	0	0	0	0	0	0	0	13
11 CIRCUIT									
GREENBRIER	1	3	0	0	0	0	0	0	4
CIRCUIT TOTAL	1	3	0	0	0	0	0	0	4
13 CIRCUIT									
KANAWHA	26	2	0	3	2	10	2	0	45
CIRCUIT TOTAL	26	2	0	3	2	10	2	0	45
14 CIRCUIT									
BRAXTON	4	0	0	0	0	2	0	0	6
CLAY	3	0	0	0	0	0	0	0	3
GILMER	2	0	0	0	0	0	0	0	2
WEBSTER	4	0	0	1	0	1	0	0	6
CIRCUIT TOTAL	13	0	0	1	0	3	0	0	17

WEST VIRGINIA PUBLIC DEFENDER SERVICES									
TOTAL DIRECT EXPENSE CLAIMS PAID FY 2002									
					PAROLE				
CIRCUIT			MENTAL		PROBAT	TERM	HABEAS		TOTAL
COUNTY	FELONY	MISD.	HYGIENE	JUVENILE	REV	ABUSE	SUP. CT.	OTHER	CLAIMS
15 CIRCUIT									
HARRISON	9	1	0	1	0	3	0	0	14
CIRCUIT TOTAL	9	1	0	1	0	3	0	0	14
16 CIRCUIT									
MARION	17	0	0	3	0	4	1	0	25
CIRCUIT TOTAL	17	0	0	3	0	4	1	0	25
17 CIRCUIT									
MONONGALIA	14	1	0	0	0	0	1	0	16
CIRCUIT TOTAL	14	1	0	0	0	0	1	0	16
18 CIRCUIT									
PRESTON	2	0	0	0	0	0	0	0	2
CIRCUIT TOTAL	2	0	0	0	0	0	0	0	2
19 CIRCUIT									
TAYLOR	0	2	0	0	0	0	0	0	2
CIRCUIT TOTAL	0	2	0	0	0	0	0	0	2
21 CIRCUIT									
GRANT	1	0	0	0	0	1	0	1	3
MINERAL	5	2	0	1	0	1	1	0	10
TUCKER	1	0	0	0	0	0	0	0	1
CIRCUIT TOTAL	7	2	0	1	0	2	1	1	14
22 CIRCUIT									
HAMPSHIRE	4	0	0	1	1	1	0	0	7
HARDY	4	2	0	2	0	1	0	0	9
PENDLETON	1	0	0	2	0	0	0	0	3
CIRCUIT TOTAL	9	2	0	5	1	2	0	0	19
23 CIRCUIT									
BERKELEY	36	4	0	0	1	11	0	0	52
JEFFERSON	11	3	0	3	0	4	6	3	30
MORGAN	8	0	0	1	0	7	0	0	16
CIRCUIT TOTAL	55	7	0	4	1	22	6	3	98
24 CIRCUIT									
WAYNE	5	1	0	1	0	3	2	0	12
CIRCUIT TOTAL	5	1	0	1	0	3	2	0	12
25 CIRCUIT									
BOONE	2	0	0	0	0	2	0	0	4
LINCOLN	6	1	0	0	0	0	0	0	7
CIRCUIT TOTAL	8	1	0	0	0	2	0	0	11
26 CIRCUIT									
LEWIS	3	1	0	0	0	3	0	0	7
UPSHUR	3	3	0	0	1	2	0	0	9
CIRCUIT TOTAL	6	4	0	0	1	5	0	0	16
27 CIRCUIT									
WYOMING	32	50	0	6	0	1	0	1	90
CIRCUIT TOTAL	32	50	0	6	0	1	0	1	90
28 CIRCUIT									
NICHOLAS	0	1	0	0	0	0	0	0	1
CIRCUIT TOTAL	0	1	0	0	0	0	0	0	1

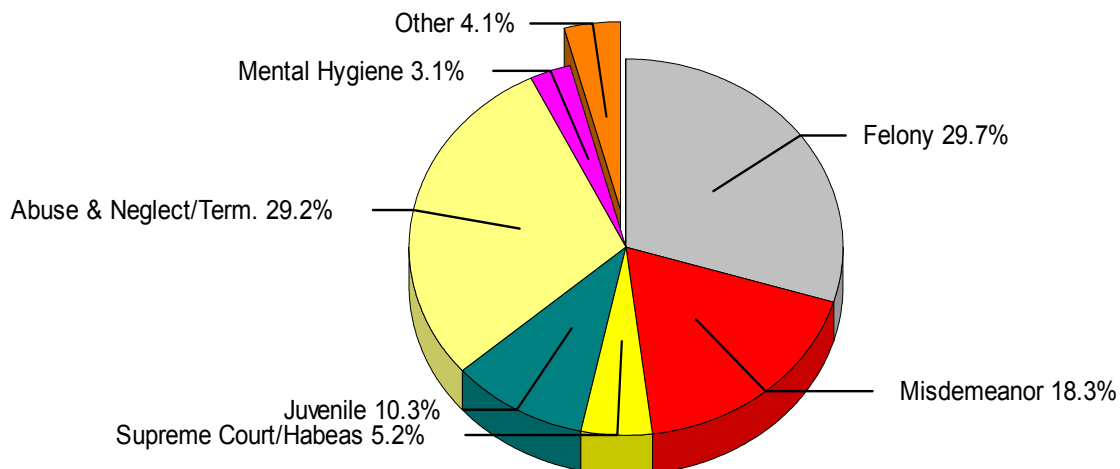
WEST VIRGINIA PUBLIC DEFENDER SERVICES									
TOTAL DIRECT EXPENSE CLAIMS PAID FY 2002									
					PAROLE				
CIRCUIT			MENTAL		PROBAT	TERM	HABEAS		TOTAL
COUNTY	FELONY	MISD.	HYGIENE	JUVENILE	REV	ABUSE	SUP. CT.	OTHER	CLAIMS
29 CIRCUIT									
PUTNAM	8	1	0	1	0	1	0	0	11
CIRCUIT TOTAL	8	1	0	1	0	1	0	0	11
31 CIRCUIT									
MONROE	4	0	0	0	0	0	0	0	4
SUMMERS	13	0	0	0	0	0	0	1	14
CIRCUIT TOTAL	17	0	0	0	0	0	0	1	18
STATE TOTAL	510	265		61	7	133	19	7	1,002

**APPOINTED COUNSEL ATTORNEY HOURS
BY CASE TYPE**

APPOINTED COUNSEL HOURS PAID IN FY 2002

Felony	76,591.69
Misdemeanor	47,161.82
Supreme Court/Habeas	13,368.84
Juvenile	26,590.63
Abuse & Neglect/Term.	75,225.36
Mental Hygiene	8,068.50
Other	10,578.24
Paternity, Parole/Probation Rev., Mag. Ct., Mandamus/Prohibition, Extradition, Contempt, Fugitive, Other	
TOTAL HOURS PAID	257,585.08

APPOINTED COUNSEL HOURS PAID IN FY 2002 BY CASE TYPE



WEST VIRGINIA PUBLIC DEFENDER SERVICES										
APPOINTED COUNSEL HOURS PAID BY CASE TYPE										
FISCAL YEAR 2002										
						PAROLE				
			MENTAL			PROBAT	TERM	HABEAS		TOTAL
CIRCUIT	FELONY	MISD	HYGIENE	JUVENILE	PAT.	REV	ABUSE	SUP. CT.	OTHER	HOURS
01 CIRCUIT	2,329.40	777.70	425.80	436.40	0.00	91.90	5,083.20	858.20	92.00	10,094.60
02 CIRCUIT	713.00	280.90	257.40	284.80	0.00	97.00	851.40	108.80	168.20	2,761.50
03 CIRCUIT	2,782.90	1,594.40	77.10	416.10	0.00	68.90	2,318.90	457.50	180.30	7,896.10
04 CIRCUIT	7,060.10	8,445.92	778.10	1,742.90	0.00	407.00	3,963.00	1,109.30	536.80	24,043.12
05 CIRCUIT	2,997.80	2,927.70	145.70	833.30	0.00	175.30	2,745.28	261.60	208.10	10,294.78
06 CIRCUIT	2,056.00	689.60	596.00	1,374.20	0.00	131.10	3,934.09	600.30	114.00	9,495.29
07 CIRCUIT	1,798.40	2,259.00	0.90	1,009.70	0.00	240.80	1,227.30	747.50	90.40	7,374.00
08 CIRCUIT	1,468.50	554.50	2.50	172.90	0.00	31.20	534.20	74.30	2.00	2,840.10
09 CIRCUIT	2,041.43	400.60	114.10	681.60	0.00	69.20	3,368.30	364.40	106.40	7,146.03
10 CIRCUIT	2,339.20	744.50	78.60	408.90	0.00	72.80	4,237.80	597.10	152.50	8,631.40
11 CIRCUIT	1,495.57	491.30	117.70	278.30	0.00	73.90	1,963.90	430.50	71.60	4,922.77
12 CIRCUIT	946.90	123.10	1.90	80.40	0.00	6.80	543.60	97.00	6.70	1,806.40
13 CIRCUIT	5,552.02	3,932.10	1,666.20	1,606.30	0.00	299.00	3,936.77	288.60	507.47	17,788.46
14 CIRCUIT	3,441.69	1,936.40	156.80	797.30	0.00	258.97	3,251.94	894.85	197.60	10,935.55
15 CIRCUIT	1,729.64	851.40	0.80	895.03	0.00	195.60	2,968.21	786.41	166.30	7,593.39
16 CIRCUIT	5,498.90	3,118.80	520.80	2,972.30	0.00	881.70	3,642.70	573.60	279.20	17,488.00
17 CIRCUIT	3,034.60	3,388.90	460.80	946.70	0.00	136.90	1,863.90	79.60	334.30	10,245.70
18 CIRCUIT	1,165.19	128.70	21.60	841.00	0.00	20.90	1,688.20	599.18	24.80	4,489.57
19 CIRCUIT	1,242.60	1,280.10	160.50	1,164.90	0.00	60.60	1,996.20	164.10	61.50	6,130.50
20 CIRCUIT	2,202.30	1,770.80	169.20	1,126.80	0.00	124.30	2,316.20	370.80	42.00	8,122.40
21 CIRCUIT	2,116.30	978.90	64.20	1,024.00	0.00	278.70	2,228.30	205.60	122.10	7,018.10
22 CIRCUIT	3,359.50	1,778.60	51.10	1,221.70	0.00	463.70	1,488.80	227.70	344.00	8,935.10
23 CIRCUIT	3,406.60	997.30	383.30	840.00	0.00	204.50	4,417.40	1,702.50	203.10	12,154.70
24 CIRCUIT	1,689.70	390.10	131.40	463.10	0.00	32.80	2,777.40	404.80	31.30	5,920.60
25 CIRCUIT	2,635.80	683.40	257.50	1,657.90	0.00	265.30	2,231.50	149.10	184.30	8,064.80
26 CIRCUIT	3,891.40	1,472.10	1,017.90	1,334.70	0.00	562.90	3,232.70	522.30	460.10	12,494.10
27 CIRCUIT	1,278.10	1,801.60	1.40	246.00	0.00	0.00	524.00	0.00	34.10	3,885.20
28 CIRCUIT	421.00	152.60	2.20	119.00	0.00	130.20	1,523.30	109.00	3.20	2,460.50
29 CIRCUIT	2,967.17	2,159.60	385.70	1,153.20	0.00	61.60	2,574.10	132.90	235.80	9,670.07
30 CIRCUIT	874.09	394.40	1.00	207.10	0.00	5.10	1,252.78	387.40	11.60	3,133.47
31 CIRCUIT	2,055.90	656.80	20.30	254.10	0.00	25.70	540.00	63.90	132.10	3,748.80
STATE TOTAL	76,591.69	47,161.82	8,068.50	26,590.63	0.00	5,474.37	75,225.36	13,368.84	5,103.87	257,584.75

WEST VIRGINIA PUBLIC DEFENDER SERVICES									
APPOINTED COUNSEL HOURS PAID BY CASE TYPE									
FISCAL YEAR 2002									
					PAROLE				
CIRCUIT				MENTAL	PROBAT	TERM	HABEAS		TOTAL
COUNTY	FELONY	MISD	HYGIENE	JUVENILE	REV	ABUSE	SUP. CT.	OTHER	HOURS
01 CIRCUIT									
BROOKE	379.70	129.00	206.10	31.20	44.50	715.30	60.40	0.00	1,566.20
HANCOCK	643.60	243.90	152.40	113.00	26.50	1,062.70	283.50	92.00	2,617.60
OHIO	1,306.10	404.80	67.30	292.20	20.90	3,305.20	514.30	0.00	5,910.80
CIRCUIT TOTAL	2,329.40	777.70	425.80	436.40	91.90	5,083.20	858.20	92.00	10,094.60
02 CIRCUIT									
MARSHALL	432.60	226.00	135.60	111.20	29.20	319.30	86.50	0.00	1,340.40
TYLER	92.60	31.20	28.70	77.30	35.40	133.50	0.00	120.30	519.00
WETZEL	187.80	23.70	93.10	96.30	32.40	398.60	22.30	47.90	902.10
CIRCUIT TOTAL	713.00	280.90	257.40	284.80	97.00	851.40	108.80	168.20	2,761.50
03 CIRCUIT									
DODDRIDGE	672.80	449.60	54.00	133.00	29.50	907.30	0.00	77.80	2,324.00
PLEASANTS	385.70	482.90	0.00	69.60	33.90	398.50	170.70	44.20	1,585.50
RITCHIE	1,724.40	661.90	23.10	213.50	5.50	1,013.10	286.80	58.30	3,986.60
CIRCUIT TOTAL	2,782.90	1,594.40	77.10	416.10	68.90	2,318.90	457.50	180.30	7,896.10
04 CIRCUIT									
WIRT	1,052.20	398.20	20.30	75.50	28.60	508.90	42.40	22.60	2,148.70
WOOD	6,007.90	8,047.72	757.80	1,667.40	378.40	3,454.10	1,066.90	514.20	21,894.42
CIRCUIT TOTAL	7,060.10	8,445.92	778.10	1,742.90	407.00	3,963.00	1,109.30	536.80	24,043.12
05 CIRCUIT									
CALHOUN	88.20	37.00	0.00	40.40	0.00	351.10	55.00	12.30	584.00
JACKSON	717.60	234.30	19.60	162.60	59.70	986.08	170.80	0.00	2,350.68
MASON	1,819.00	2,377.90	119.80	459.90	34.50	771.90	28.80	195.80	5,807.60
ROANE	373.00	278.50	6.30	170.40	81.10	636.20	7.00	0.00	1,552.50
CIRCUIT TOTAL	2,997.80	2,927.70	145.70	833.30	175.30	2,745.28	261.60	208.10	10,294.78
06 CIRCUIT									
CABELL	2,056.00	689.60	596.00	1,374.20	131.10	3,934.09	600.30	114.00	9,495.29
CIRCUIT TOTAL	2,056.00	689.60	596.00	1,374.20	131.10	3,934.09	600.30	114.00	9,495.29
07 CIRCUIT									
LOGAN	1,798.40	2,259.00	0.90	1,009.70	240.80	1,227.30	747.50	90.40	7,374.00
CIRCUIT TOTAL	1,798.40	2,259.00	0.90	1,009.70	240.80	1,227.30	747.50	90.40	7,374.00
08 CIRCUIT									
MCDOWELL	1,468.50	554.50	2.50	172.90	31.20	534.20	74.30	2.00	2,840.10
CIRCUIT TOTAL	1,468.50	554.50	2.50	172.90	31.20	534.20	74.30	2.00	2,840.10
09 CIRCUIT									
MERCER	2,041.43	400.60	114.10	681.60	69.20	3,368.30	364.40	106.40	7,146.03
CIRCUIT TOTAL	2,041.43	400.60	114.10	681.60	69.20	3,368.30	364.40	106.40	7,146.03
10 CIRCUIT									
RALEIGH	2,339.20	744.50	78.60	408.90	72.80	4,237.80	597.10	152.50	8,631.40
CIRCUIT TOTAL	2,339.20	744.50	78.60	408.90	72.80	4,237.80	597.10	152.50	8,631.40

WEST VIRGINIA PUBLIC DEFENDER SERVICES									
APPOINTED COUNSEL HOURS PAID BY CASE TYPE									
FISCAL YEAR 2002									
					PAROLE				
CIRCUIT				MENTAL	PROBAT	TERM	HABEAS		TOTAL
COUNTY	FELONY	MISD	HYGIENE	JUVENILE	REV	ABUSE	SUP. CT.	OTHER	HOURS
11 CIRCUIT									
GREENBRIER	621.60	163.50	102.40	252.20	66.90	1,634.10	430.50	63.40	3,334.60
POCAHONTAS	873.97	327.80	15.30	26.10	7.00	329.80	0.00	8.20	1,588.17
CIRCUIT TOTAL	1,495.57	491.30	117.70	278.30	73.90	1,963.90	430.50	71.60	4,922.77
12 CIRCUIT									
FAYETTE	946.90	123.10	1.90	80.40	6.80	543.60	97.00	6.70	1,806.40
CIRCUIT TOTAL	946.90	123.10	1.90	80.40	6.80	543.60	97.00	6.70	1,806.40
13 CIRCUIT									
KANAWHA	5,552.02	3,932.10	1,666.20	1,606.30	299.00	3,936.77	288.60	507.47	17,788.46
CIRCUIT TOTAL	5,552.02	3,932.10	1,666.20	1,606.30	299.00	3,936.77	288.60	507.47	17,788.46
14 CIRCUIT									
BRAXTON	1,061.39	697.30	32.40	280.70	111.47	1,306.14	486.75	111.40	4,087.55
CLAY	1,018.20	740.70	36.70	168.80	81.30	891.20	54.40	70.40	3,061.70
GILMER	699.70	221.70	79.90	211.90	26.40	335.60	270.20	11.80	1,857.20
WEBSTER	662.40	276.70	7.80	135.90	39.80	719.00	83.50	4.00	1,929.10
CIRCUIT TOTAL	3,441.69	1,936.40	156.80	797.30	258.97	3,251.94	894.85	197.60	10,935.55
15 CIRCUIT									
HARRISON	1,729.64	851.40	0.80	895.03	195.60	2,968.21	786.41	166.30	7,593.39
CIRCUIT TOTAL	1,729.64	851.40	0.80	895.03	195.60	2,968.21	786.41	166.30	7,593.39
16 CIRCUIT									
MARION	5,498.90	3,118.80	520.80	2,972.30	881.70	3,642.70	573.60	279.20	17,488.00
CIRCUIT TOTAL	5,498.90	3,118.80	520.80	2,972.30	881.70	3,642.70	573.60	279.20	17,488.00
17 CIRCUIT									
MONONGALIA	3,034.60	3,388.90	460.80	946.70	136.90	1,863.90	79.60	334.30	10,245.70
CIRCUIT TOTAL	3,034.60	3,388.90	460.80	946.70	136.90	1,863.90	79.60	334.30	10,245.70
18 CIRCUIT									
PRESTON	1,165.19	128.70	21.60	841.00	20.90	1,688.20	599.18	24.80	4,489.57
CIRCUIT TOTAL	1,165.19	128.70	21.60	841.00	20.90	1,688.20	599.18	24.80	4,489.57
19 CIRCUIT									
BARBOUR	487.10	555.70	81.40	515.10	28.10	1,214.60	115.50	13.00	3,010.50
TAYLOR	755.50	724.40	79.10	649.80	32.50	781.60	48.60	48.50	3,120.00
CIRCUIT TOTAL	1,242.60	1,280.10	160.50	1,164.90	60.60	1,996.20	164.10	61.50	6,130.50
20 CIRCUIT									
RANDOLPH	2,202.30	1,770.80	169.20	1,126.80	124.30	2,316.20	370.80	42.00	8,122.40
CIRCUIT TOTAL	2,202.30	1,770.80	169.20	1,126.80	124.30	2,316.20	370.80	42.00	8,122.40
21 CIRCUIT									
GRANT	741.30	240.70	18.50	266.70	64.00	647.30	40.40	103.00	2,121.90
MINERAL	1,258.40	674.40	35.70	723.90	214.70	1,574.40	165.20	19.10	4,665.80
TUCKER	116.60	63.80	10.00	33.40	0.00	6.60	0.00	0.00	230.40
CIRCUIT TOTAL	2,116.30	978.90	64.20	1,024.00	278.70	2,228.30	205.60	122.10	7,018.10

WEST VIRGINIA PUBLIC DEFENDER SERVICES									
APPOINTED COUNSEL HOURS PAID BY CASE TYPE									
FISCAL YEAR 2002									
					PAROLE				
CIRCUIT				MENTAL	PROBAT	TERM	HABEAS		TOTAL
COUNTY	FELONY	MISD	HYGIENE	JUVENILE	REV	ABUSE	SUP. CT.	OTHER	HOURS
22 CIRCUIT									
HAMPSHIRE	1,256.30	684.50	24.40	277.20	174.30	888.60	18.40	127.50	3,451.20
HARDY	1,578.80	920.10	20.00	560.40	138.30	356.80	161.50	127.80	3,863.70
PENDLETON	524.40	174.00	6.70	384.10	151.10	243.40	47.80	88.70	1,620.20
CIRCUIT TOTAL	3,359.50	1,778.60	51.10	1,221.70	463.70	1,488.80	227.70	344.00	8,935.10
23 CIRCUIT									
BERKELEY	1,660.00	640.50	312.10	314.70	137.40	2,613.00	834.80	93.80	6,606.30
JEFFERSON	998.50	307.50	66.20	369.90	24.10	866.00	867.70	87.90	3,587.80
MORGAN	748.10	49.30	5.00	155.40	43.00	938.40	0.00	21.40	1,960.60
CIRCUIT TOTAL	3,406.60	997.30	383.30	840.00	204.50	4,417.40	1,702.50	203.10	12,154.70
24 CIRCUIT									
WAYNE	1,689.70	390.10	131.40	463.10	32.80	2,777.40	404.80	31.30	5,920.60
CIRCUIT TOTAL	1,689.70	390.10	131.40	463.10	32.80	2,777.40	404.80	31.30	5,920.60
25 CIRCUIT									
BOONE	1,050.00	342.60	4.80	624.60	85.60	1,301.40	67.70	152.50	3,629.20
LINCOLN	1,585.80	340.80	252.70	1,033.30	179.70	930.10	81.40	31.80	4,435.60
CIRCUIT TOTAL	2,635.80	683.40	257.50	1,657.90	265.30	2,231.50	149.10	184.30	8,064.80
26 CIRCUIT									
LEWIS	1,343.10	503.10	935.00	337.20	102.40	1,364.90	277.50	254.10	5,117.30
UPSHUR	2,548.30	969.00	82.90	997.50	460.50	1,867.80	244.80	206.00	7,376.80
CIRCUIT TOTAL	3,891.40	1,472.10	1,017.90	1,334.70	562.90	3,232.70	522.30	460.10	12,494.10
27 CIRCUIT									
WYOMING	1,278.10	1,801.60	1.40	246.00	0.00	524.00	0.00	34.10	3,885.20
CIRCUIT TOTAL	1,278.10	1,801.60	1.40	246.00	0.00	524.00	0.00	34.10	3,885.20
28 CIRCUIT									
NICHOLAS	421.00	152.60	2.20	119.00	130.20	1,523.30	109.00	3.20	2,460.50
CIRCUIT TOTAL	421.00	152.60	2.20	119.00	130.20	1,523.30	109.00	3.20	2,460.50
29 CIRCUIT									
PUTNAM	2,967.17	2,159.60	385.70	1,153.20	61.60	2,574.10	132.90	235.80	9,670.07
CIRCUIT TOTAL	2,967.17	2,159.60	385.70	1,153.20	61.60	2,574.10	132.90	235.80	9,670.07
30 CIRCUIT									
MINGO	874.09	394.40	1.00	207.10	5.10	1,252.78	387.40	11.60	3,133.47
CIRCUIT TOTAL	874.09	394.40	1.00	207.10	5.10	1,252.78	387.40	11.60	3,133.47
31 CIRCUIT									
MONROE	398.70	318.20	0.00	73.70	12.50	89.30	0.00	18.40	910.80
SUMMERS	1,657.20	338.60	20.30	180.40	13.20	450.70	63.90	113.70	2,838.00
CIRCUIT TOTAL	2,055.90	656.80	20.30	254.10	25.70	540.00	63.90	132.10	3,748.80
STATE TOTAL	76,591.69	47,161.82	8,068.50	26,590.63	5,474.37	75,225.36	13,368.84	5,103.87	257,584.75

**APPOINTED COUNSEL FEES PAID
BY CASE TYPE**

APPOINTED COUNSEL FEES PAID IN FY 2002

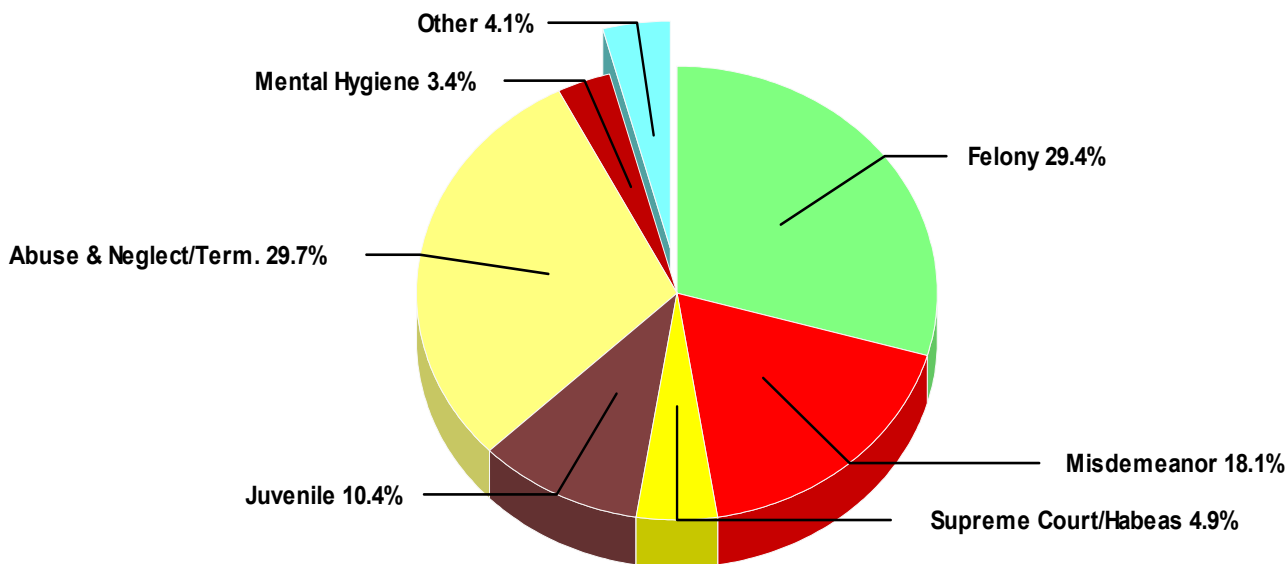
Felony	\$3,684,069.50
Misdemeanor	\$2,272,708.00
Supreme Court/Habeas	\$613,711.61
Juvenile	\$1,305,878.52
Abuse & Neglect/Term.	\$3,719,143.25
Mental Hygiene	\$424,810.50
Other	\$509,538.50

Paternity, Parole/Probation Rev., Mag. Ct., Mandamus/Prohibition, Extradition, Contempt, Fugitive, Other
--

\$12,529,859.88

TOTAL FEES PAID

APPOINTED COUNSEL FEES PAID IN FY 2002 BY CASE TYPE



WEST VIRGINIA PUBLIC DEFENDER SERVICES									
APPOINTED COUNSEL FEES PAID BY CASE TYPE									
FISCAL YEAR 2002									
					PAROLE				
			MENTAL		PROBAT	TERM	HABEAS		TOTAL
CIRCUIT	FELONY	MISD	HYGIENE	JUVENILE	REV	ABUSE	SUP. CT.	OTHER	FEE
01 CIRCUIT	\$110,643.00	\$37,788.50	\$20,677.00	\$20,952.00	\$4,343.50	\$240,454.00	\$39,033.00	\$4,388.00	\$478,279.00
02 CIRCUIT	\$34,765.00	\$13,770.50	\$13,327.00	\$14,204.00	\$4,779.00	\$41,763.00	\$4,914.00	\$8,057.00	\$135,579.50
03 CIRCUIT	\$130,542.50	\$76,092.00	\$3,919.50	\$20,114.50	\$3,264.50	\$110,450.50	\$20,665.50	\$8,587.50	\$373,636.50
04 CIRCUIT	\$333,816.50	\$403,606.50	\$43,456.50	\$84,738.50	\$19,293.00	\$190,379.00	\$50,326.50	\$25,184.00	\$1,150,800.50
05 CIRCUIT	\$146,617.00	\$141,524.50	\$7,422.50	\$41,862.50	\$8,360.50	\$139,961.50	\$11,998.00	\$9,734.50	\$507,481.00
06 CIRCUIT	\$100,718.00	\$34,442.00	\$31,364.00	\$71,589.00	\$6,319.50	\$206,696.00	\$28,083.50	\$5,504.00	\$484,716.00
07 CIRCUIT	\$87,298.00	\$109,859.00	\$48.50	\$47,872.50	\$11,414.00	\$59,996.50	\$34,415.50	\$4,548.00	\$355,452.00
08 CIRCUIT	\$70,042.50	\$26,588.50	\$142.50	\$8,728.50	\$1,522.00	\$25,685.00	\$3,445.50	\$104.00	\$136,258.50
09 CIRCUIT	\$100,630.50	\$19,985.00	\$6,738.50	\$34,278.00	\$3,436.00	\$172,547.50	\$17,556.00	\$5,028.00	\$360,199.50
10 CIRCUIT	\$115,106.00	\$36,200.50	\$4,449.00	\$19,682.50	\$3,472.00	\$212,009.00	\$27,131.50	\$7,540.50	\$425,591.00
11 CIRCUIT	\$70,714.50	\$23,496.50	\$6,760.50	\$13,793.50	\$3,481.50	\$95,285.50	\$20,640.50	\$3,270.00	\$237,442.50
12 CIRCUIT	\$44,978.50	\$6,061.50	\$123.50	\$3,898.00	\$338.00	\$25,750.00	\$4,385.00	\$301.50	\$85,836.00
13 CIRCUIT	\$268,655.00	\$196,124.50	\$90,327.00	\$80,791.50	\$14,295.00	\$200,112.55	\$13,087.00	\$25,154.00	\$888,546.55
14 CIRCUIT	\$166,562.00	\$92,998.00	\$8,188.00	\$38,964.50	\$12,605.50	\$161,510.00	\$40,780.11	\$9,482.00	\$531,090.11
15 CIRCUIT	\$80,604.00	\$39,817.00	\$44.00	\$42,550.50	\$9,190.00	\$140,379.50	\$36,750.50	\$7,917.50	\$357,253.00
16 CIRCUIT	\$256,786.50	\$146,786.00	\$28,584.00	\$143,031.50	\$41,732.50	\$174,735.50	\$26,016.00	\$13,266.00	\$830,938.00
17 CIRCUIT	\$143,925.00	\$159,170.50	\$23,594.00	\$46,453.50	\$6,450.50	\$90,481.50	\$3,582.00	\$15,689.50	\$489,346.50
18 CIRCUIT	\$54,717.50	\$5,991.50	\$1,354.00	\$39,497.00	\$1,012.50	\$82,215.00	\$27,365.00	\$1,190.00	\$213,342.50
19 CIRCUIT	\$59,525.00	\$60,802.50	\$8,634.50	\$54,888.50	\$2,933.00	\$95,089.00	\$7,412.50	\$2,969.50	\$292,254.50
20 CIRCUIT	\$106,783.50	\$85,402.00	\$9,392.00	\$55,964.00	\$6,091.50	\$114,889.00	\$17,136.00	\$2,004.00	\$397,662.00
21 CIRCUIT	\$101,089.50	\$47,444.50	\$3,439.00	\$49,654.00	\$13,245.50	\$108,587.50	\$9,280.00	\$5,848.50	\$338,588.50
22 CIRCUIT	\$165,207.50	\$85,409.00	\$2,889.50	\$60,298.50	\$22,552.50	\$74,686.00	\$10,448.50	\$16,874.00	\$438,365.50
23 CIRCUIT	\$167,955.00	\$49,350.50	\$19,400.50	\$42,146.00	\$9,938.50	\$225,277.00	\$78,150.50	\$9,839.50	\$602,057.50
24 CIRCUIT	\$83,052.50	\$18,872.50	\$6,727.00	\$22,969.50	\$1,736.00	\$139,475.00	\$18,706.00	\$1,650.50	\$293,189.00
25 CIRCUIT	\$129,945.00	\$34,023.00	\$13,169.50	\$83,243.50	\$13,358.50	\$114,089.50	\$6,789.50	\$9,509.50	\$404,128.00
26 CIRCUIT	\$187,257.00	\$70,946.50	\$50,547.50	\$66,799.50	\$27,906.50	\$160,099.50	\$23,791.50	\$21,832.50	\$609,180.50
27 CIRCUIT	\$61,452.50	\$86,172.00	\$85.00	\$12,198.00	\$0.00	\$25,344.00	\$0.00	\$1,710.50	\$186,962.00
28 CIRCUIT	\$20,581.00	\$7,489.00	\$129.00	\$5,827.00	\$6,355.00	\$75,340.50	\$5,067.00	\$160.00	\$120,948.50
29 CIRCUIT	\$141,548.50	\$104,454.00	\$18,684.50	\$56,094.00	\$2,976.00	\$124,144.50	\$5,990.50	\$11,551.00	\$465,443.00
30 CIRCUIT	\$43,419.00	\$20,156.00	\$57.00	\$10,359.52	\$265.50	\$64,215.04	\$17,875.00	\$572.00	\$156,919.06
31 CIRCUIT	\$99,131.50	\$31,884.00	\$1,135.50	\$12,434.50	\$1,196.50	\$27,480.00	\$2,889.50	\$6,206.50	\$182,358.00
STATE TOTAL	\$3,684,069.50	\$2,272,708.00	\$424,810.50	\$1,305,878.52	\$263,864.50	\$3,719,128.09	\$613,711.61	\$245,674.00	\$12,529,844.72

WEST VIRGINIA PUBLIC DEFENDER SERVICES									
APPOINTED COUNSEL FEES PAID BY CASE TYPE									
FISCAL YEAR 2002									
					PAROLE				
CIRCUIT			MENTAL		PROBAT	TERM	HABEAS		TOTAL
COUNTY	FELONY	MISD	HYGIENE	JUVENILE	REV	ABUSE	SUP. CT.	OTHER	FEE
01 CIRCUIT									
BROOKE	\$18,170.50	\$6,125.00	\$9,908.50	\$1,554.00	\$2,090.50	\$34,160.50	\$2,718.00	\$0.00	\$74,727.00
HANCOCK	\$30,950.00	\$12,427.50	\$7,472.00	\$5,411.00	\$1,230.50	\$49,857.50	\$12,957.50	\$4,388.00	\$124,694.00
OHIO	\$61,522.50	\$19,236.00	\$3,296.50	\$13,987.00	\$1,022.50	\$156,436.00	\$23,357.50	\$0.00	\$278,858.00
CIRCUIT TOTAL	\$110,643.00	\$37,788.50	\$20,677.00	\$20,952.00	\$4,343.50	\$240,454.00	\$39,033.00	\$4,388.00	\$478,279.00
02 CIRCUIT									
MARSHALL	\$21,149.00	\$10,950.00	\$7,068.00	\$5,512.00	\$1,418.00	\$15,936.50	\$3,898.50	\$0.00	\$65,932.00
TYLER	\$4,603.00	\$1,658.00	\$1,531.50	\$4,032.50	\$1,775.00	\$6,691.50	\$0.00	\$5,793.50	\$26,085.00
WETZEL	\$9,013.00	\$1,162.50	\$4,727.50	\$4,659.50	\$1,586.00	\$19,135.00	\$1,015.50	\$2,263.50	\$43,562.50
CIRCUIT TOTAL	\$34,765.00	\$13,770.50	\$13,327.00	\$14,204.00	\$4,779.00	\$41,763.00	\$4,914.00	\$8,057.00	\$135,579.50
03 CIRCUIT									
DODDRIDGE	\$31,162.00	\$21,662.00	\$2,712.00	\$6,447.00	\$1,413.50	\$43,280.50	\$0.00	\$3,725.00	\$110,402.00
PLEASANTS	\$18,146.50	\$23,026.50	\$0.00	\$3,402.00	\$1,585.50	\$18,836.50	\$7,731.50	\$2,135.00	\$74,863.50
RITCHIE	\$81,234.00	\$31,403.50	\$1,207.50	\$10,265.50	\$265.50	\$48,333.50	\$12,934.00	\$2,727.50	\$188,371.00
CIRCUIT TOTAL	\$130,542.50	\$76,092.00	\$3,919.50	\$20,114.50	\$3,264.50	\$110,450.50	\$20,665.50	\$8,587.50	\$373,636.50
04 CIRCUIT									
WIRT	\$50,247.00	\$18,917.00	\$1,071.50	\$3,547.50	\$1,355.00	\$24,064.50	\$1,908.00	\$1,095.00	\$102,205.50
WOOD	\$283,569.50	\$384,689.50	\$42,385.00	\$81,191.00	\$17,938.00	\$166,314.50	\$48,418.50	\$24,089.00	\$1,048,595.00
CIRCUIT TOTAL	\$333,816.50	\$403,606.50	\$43,456.50	\$84,738.50	\$19,293.00	\$190,379.00	\$50,326.50	\$25,184.00	\$1,150,800.50
05 CIRCUIT									
CALHOUN	\$4,459.00	\$1,815.00	\$0.00	\$2,202.00	\$0.00	\$18,637.50	\$2,497.00	\$593.50	\$30,204.00
JACKSON	\$35,874.00	\$11,653.50	\$1,022.00	\$8,079.00	\$2,944.50	\$49,471.50	\$7,864.00	\$0.00	\$116,908.50
MASON	\$87,709.00	\$113,911.50	\$6,021.00	\$22,517.50	\$1,630.50	\$38,091.50	\$1,322.00	\$9,141.00	\$280,344.00
ROANE	\$18,575.00	\$14,144.50	\$379.50	\$9,064.00	\$3,785.50	\$33,761.00	\$315.00	\$0.00	\$80,024.50
CIRCUIT TOTAL	\$146,617.00	\$141,524.50	\$7,422.50	\$41,862.50	\$8,360.50	\$139,961.50	\$11,998.00	\$9,734.50	\$507,481.00
06 CIRCUIT									
CABELL	\$100,718.00	\$34,442.00	\$31,364.00	\$71,589.00	\$6,319.50	\$206,696.00	\$28,083.50	\$5,504.00	\$484,716.00
CIRCUIT TOTAL	\$100,718.00	\$34,442.00	\$31,364.00	\$71,589.00	\$6,319.50	\$206,696.00	\$28,083.50	\$5,504.00	\$484,716.00
07 CIRCUIT									
LOGAN	\$87,298.00	\$109,859.00	\$48.50	\$47,872.50	\$11,414.00	\$59,996.50	\$34,415.50	\$4,548.00	\$355,452.00
CIRCUIT TOTAL	\$87,298.00	\$109,859.00	\$48.50	\$47,872.50	\$11,414.00	\$59,996.50	\$34,415.50	\$4,548.00	\$355,452.00

WEST VIRGINIA PUBLIC DEFENDER SERVICES									
APPOINTED COUNSEL FEES PAID BY CASE TYPE									
FISCAL YEAR 2002									
					PAROLE				
CIRCUIT			MENTAL		PROBAT	TERM	HABEAS		TOTAL
COUNTY	FELONY	MISD	HYGIENE	JUVENILE	REV	ABUSE	SUP. CT.	OTHER	FEE
08 CIRCUIT									
MCDOWELL	\$70,042.50	\$26,588.50	\$142.50	\$8,728.50	\$1,522.00	\$25,685.00	\$3,445.50	\$104.00	\$136,258.50
CIRCUIT TOTAL	\$70,042.50	\$26,588.50	\$142.50	\$8,728.50	\$1,522.00	\$25,685.00	\$3,445.50	\$104.00	\$136,258.50
09 CIRCUIT									
MERCER	\$100,630.50	\$19,985.00	\$6,738.50	\$34,278.00	\$3,436.00	\$172,547.50	\$17,556.00	\$5,028.00	\$360,199.50
CIRCUIT TOTAL	\$100,630.50	\$19,985.00	\$6,738.50	\$34,278.00	\$3,436.00	\$172,547.50	\$17,556.00	\$5,028.00	\$360,199.50
10 CIRCUIT									
RALEIGH	\$115,106.00	\$36,200.50	\$4,449.00	\$19,682.50	\$3,472.00	\$212,009.00	\$27,131.50	\$7,540.50	\$425,591.00
CIRCUIT TOTAL	\$115,106.00	\$36,200.50	\$4,449.00	\$19,682.50	\$3,472.00	\$212,009.00	\$27,131.50	\$7,540.50	\$425,591.00
11 CIRCUIT									
GREENBRIER	\$29,190.00	\$7,939.50	\$6,044.00	\$12,533.00	\$3,166.50	\$79,052.50	\$20,640.50	\$2,895.00	\$161,461.00
POCAHONTAS	\$41,524.50	\$15,557.00	\$716.50	\$1,260.50	\$315.00	\$16,233.00	\$0.00	\$375.00	\$75,981.50
CIRCUIT TOTAL	\$70,714.50	\$23,496.50	\$6,760.50	\$13,793.50	\$3,481.50	\$95,285.50	\$20,640.50	\$3,270.00	\$237,442.50
12 CIRCUIT									
FAYETTE	\$44,978.50	\$6,061.50	\$123.50	\$3,898.00	\$338.00	\$25,750.00	\$4,385.00	\$301.50	\$85,836.00
CIRCUIT TOTAL	\$44,978.50	\$6,061.50	\$123.50	\$3,898.00	\$338.00	\$25,750.00	\$4,385.00	\$301.50	\$85,836.00
13 CIRCUIT									
KANAWHA	\$268,655.00	\$196,124.50	\$90,327.00	\$80,791.50	\$14,295.00	\$200,112.55	\$13,087.00	\$25,154.00	\$888,546.55
CIRCUIT TOTAL	\$268,655.00	\$196,124.50	\$90,327.00	\$80,791.50	\$14,295.00	\$200,112.55	\$13,087.00	\$25,154.00	\$888,546.55
14 CIRCUIT									
BRAXTON	\$51,618.50	\$33,208.50	\$1,788.00	\$13,821.50	\$5,524.00	\$65,879.00	\$22,123.61	\$5,357.00	\$199,335.27
CLAY	\$49,851.00	\$36,337.50	\$2,057.50	\$8,450.00	\$3,866.50	\$44,944.00	\$2,588.00	\$3,332.00	\$151,426.50
GILMER	\$33,136.50	\$10,478.50	\$3,951.50	\$10,121.50	\$1,254.00	\$15,856.00	\$12,219.00	\$589.00	\$87,606.00
WEBSTER	\$31,956.00	\$12,973.50	\$391.00	\$6,571.50	\$1,961.00	\$34,831.00	\$3,849.50	\$204.00	\$92,737.50
CIRCUIT TOTAL	\$166,562.00	\$92,998.00	\$8,188.00	\$38,964.50	\$12,605.50	\$161,510.00	\$40,780.11	\$9,482.00	\$531,090.11
15 CIRCUIT									
HARRISON	\$80,604.00	\$39,817.00	\$44.00	\$42,550.50	\$9,190.00	\$140,379.50	\$36,750.50	\$7,917.50	\$357,253.00
CIRCUIT TOTAL	\$80,604.00	\$39,817.00	\$44.00	\$42,550.50	\$9,190.00	\$140,379.50	\$36,750.50	\$7,917.50	\$357,253.00
16 CIRCUIT									
MARION	\$256,786.50	\$146,786.00	\$28,584.00	\$143,031.50	\$41,732.50	\$174,735.50	\$26,016.00	\$13,266.00	\$830,938.00
CIRCUIT TOTAL	\$256,786.50	\$146,786.00	\$28,584.00	\$143,031.50	\$41,732.50	\$174,735.50	\$26,016.00	\$13,266.00	\$830,938.00

WEST VIRGINIA PUBLIC DEFENDER SERVICES									
APPOINTED COUNSEL FEES PAID BY CASE TYPE									
FISCAL YEAR 2002									
					PAROLE				
CIRCUIT			MENTAL		PROBAT	TERM	HABEAS		TOTAL
COUNTY	FELONY	MISD	HYGIENE	JUVENILE	REV	ABUSE	SUP. CT.	OTHER	FEE
17 CIRCUIT									
MONONGALIA	\$143,925.00	\$159,170.50	\$23,594.00	\$46,453.50	\$6,450.50	\$90,481.50	\$3,582.00	\$15,689.50	\$489,346.50
CIRCUIT TOTAL	\$143,925.00	\$159,170.50	\$23,594.00	\$46,453.50	\$6,450.50	\$90,481.50	\$3,582.00	\$15,689.50	\$489,346.50
18 CIRCUIT									
PRESTON	\$54,717.50	\$5,991.50	\$1,354.00	\$39,497.00	\$1,012.50	\$82,215.00	\$27,365.00	\$1,190.00	\$213,342.50
CIRCUIT TOTAL	\$54,717.50	\$5,991.50	\$1,354.00	\$39,497.00	\$1,012.50	\$82,215.00	\$27,365.00	\$1,190.00	\$213,342.50
19 CIRCUIT									
BARBOUR	\$23,319.50	\$26,318.50	\$4,491.00	\$24,281.50	\$1,350.50	\$57,915.00	\$5,217.50	\$619.00	\$143,512.50
TAYLOR	\$36,205.50	\$34,484.00	\$4,143.50	\$30,607.00	\$1,582.50	\$37,174.00	\$2,195.00	\$2,350.50	\$148,742.00
CIRCUIT TOTAL	\$59,525.00	\$60,802.50	\$8,634.50	\$54,888.50	\$2,933.00	\$95,089.00	\$7,412.50	\$2,969.50	\$292,254.50
20 CIRCUIT									
RANDOLPH	\$106,783.50	\$85,402.00	\$9,392.00	\$55,964.00	\$6,091.50	\$114,889.00	\$17,136.00	\$2,004.00	\$397,662.00
CIRCUIT TOTAL	\$106,783.50	\$85,402.00	\$9,392.00	\$55,964.00	\$6,091.50	\$114,889.00	\$17,136.00	\$2,004.00	\$397,662.00
21 CIRCUIT									
GRANT	\$35,660.50	\$11,789.50	\$1,018.50	\$12,909.50	\$3,142.00	\$31,466.50	\$1,818.00	\$4,947.00	\$102,751.50
MINERAL	\$59,788.00	\$32,520.00	\$1,890.50	\$35,101.50	\$10,103.50	\$76,790.00	\$7,462.00	\$901.50	\$224,557.00
TUCKER	\$5,641.00	\$3,135.00	\$530.00	\$1,643.00	\$0.00	\$331.00	\$0.00	\$0.00	\$11,280.00
CIRCUIT TOTAL	\$101,089.50	\$47,444.50	\$3,439.00	\$49,654.00	\$13,245.50	\$108,587.50	\$9,280.00	\$5,848.50	\$338,588.50
22 CIRCUIT									
HAMPSHIRE	\$62,031.50	\$33,108.50	\$1,414.00	\$14,142.00	\$8,491.50	\$44,459.00	\$898.00	\$6,409.50	\$170,954.00
HARDY	\$77,302.00	\$44,126.50	\$1,110.00	\$27,456.00	\$6,813.50	\$18,322.00	\$7,393.50	\$6,289.00	\$188,812.50
PENDLETON	\$25,874.00	\$8,174.00	\$365.50	\$18,700.50	\$7,247.50	\$11,905.00	\$2,157.00	\$4,175.50	\$78,599.00
CIRCUIT TOTAL	\$165,207.50	\$85,409.00	\$2,889.50	\$60,298.50	\$22,552.50	\$74,686.00	\$10,448.50	\$16,874.00	\$438,365.50
23 CIRCUIT									
BERKELEY	\$81,588.00	\$31,786.50	\$15,784.50	\$15,943.50	\$6,659.00	\$132,235.00	\$37,904.00	\$4,391.00	\$326,291.50
JEFFERSON	\$48,942.50	\$15,049.50	\$3,367.00	\$18,183.50	\$1,104.50	\$44,642.00	\$40,246.50	\$4,415.50	\$175,951.00
MORGAN	\$37,424.50	\$2,514.50	\$249.00	\$8,019.00	\$2,175.00	\$48,400.00	\$0.00	\$1,033.00	\$99,815.00
CIRCUIT TOTAL	\$167,955.00	\$49,350.50	\$19,400.50	\$42,146.00	\$9,938.50	\$225,277.00	\$78,150.50	\$9,839.50	\$602,057.50
24 CIRCUIT									
WAYNE	\$83,052.50	\$18,872.50	\$6,727.00	\$22,969.50	\$1,736.00	\$139,475.00	\$18,706.00	\$1,650.50	\$293,189.00
CIRCUIT TOTAL	\$83,052.50	\$18,872.50	\$6,727.00	\$22,969.50	\$1,736.00	\$139,475.00	\$18,706.00	\$1,650.50	\$293,189.00

WEST VIRGINIA PUBLIC DEFENDER SERVICES									
APPOINTED COUNSEL FEES PAID BY CASE TYPE									
FISCAL YEAR 2002									
					PAROLE				
CIRCUIT			MENTAL		PROBAT	TERM	HABEAS		TOTAL
COUNTY	FELONY	MISD	HYGIENE	JUVENILE	REV	ABUSE	SUP. CT.	OTHER	FEE
25 CIRCUIT									
BOONE	\$53,754.00	\$17,693.00	\$274.00	\$32,035.00	\$4,368.00	\$67,789.00	\$3,126.50	\$8,002.50	\$187,042.00
LINCOLN	\$76,191.00	\$16,330.00	\$12,895.50	\$51,208.50	\$8,990.50	\$46,300.50	\$3,663.00	\$1,507.00	\$217,086.00
CIRCUIT TOTAL	\$129,945.00	\$34,023.00	\$13,169.50	\$83,243.50	\$13,358.50	\$114,089.50	\$6,789.50	\$9,509.50	\$404,128.00
26 CIRCUIT									
LEWIS	\$64,545.50	\$24,423.50	\$45,961.00	\$16,654.00	\$4,970.00	\$67,988.50	\$12,575.50	\$12,012.50	\$249,130.50
UPSHUR	\$122,711.50	\$46,523.00	\$4,586.50	\$50,145.50	\$22,936.50	\$92,111.00	\$11,216.00	\$9,820.00	\$360,050.00
CIRCUIT TOTAL	\$187,257.00	\$70,946.50	\$50,547.50	\$66,799.50	\$27,906.50	\$160,099.50	\$23,791.50	\$21,832.50	\$609,180.50
27 CIRCUIT									
WYOMING	\$61,452.50	\$86,172.00	\$85.00	\$12,198.00	\$0.00	\$25,344.00	\$0.00	\$1,710.50	\$186,962.00
CIRCUIT TOTAL	\$61,452.50	\$86,172.00	\$85.00	\$12,198.00	\$0.00	\$25,344.00	\$0.00	\$1,710.50	\$186,962.00
28 CIRCUIT									
NICHOLAS	\$20,581.00	\$7,489.00	\$129.00	\$5,827.00	\$6,355.00	\$75,340.50	\$5,067.00	\$160.00	\$120,948.50
CIRCUIT TOTAL	\$20,581.00	\$7,489.00	\$129.00	\$5,827.00	\$6,355.00	\$75,340.50	\$5,067.00	\$160.00	\$120,948.50
29 CIRCUIT									
PUTNAM	\$141,548.50	\$104,454.00	\$18,684.50	\$56,094.00	\$2,976.00	\$124,144.50	\$5,990.50	\$11,551.00	\$465,443.00
CIRCUIT TOTAL	\$141,548.50	\$104,454.00	\$18,684.50	\$56,094.00	\$2,976.00	\$124,144.50	\$5,990.50	\$11,551.00	\$465,443.00
30 CIRCUIT									
MINGO	\$43,419.00	\$20,156.00	\$57.00	\$10,359.52	\$265.50	\$64,215.04	\$17,875.00	\$572.00	\$156,919.06
CIRCUIT TOTAL	\$43,419.00	\$20,156.00	\$57.00	\$10,359.52	\$265.50	\$64,215.04	\$17,875.00	\$572.00	\$156,919.06
31 CIRCUIT									
MONROE	\$19,283.50	\$15,581.00	\$0.00	\$3,700.50	\$578.50	\$4,570.50	\$0.00	\$888.00	\$44,602.00
SUMMERS	\$79,848.00	\$16,303.00	\$1,135.50	\$8,734.00	\$618.00	\$22,909.50	\$2,889.50	\$5,318.50	\$137,756.00
CIRCUIT TOTAL	\$99,131.50	\$31,884.00	\$1,135.50	\$12,434.50	\$1,196.50	\$27,480.00	\$2,889.50	\$6,206.50	\$182,358.00
STATE TOTAL	\$3,684,069.50	\$2,272,708.00	\$424,810.50	\$1,305,878.52	\$263,864.50	\$3,719,143.25	\$613,711.61	\$245,674.00	\$12,529,844.72

**APPOINTED COUNSEL EXPENSES PAID
BY CASE TYPE**

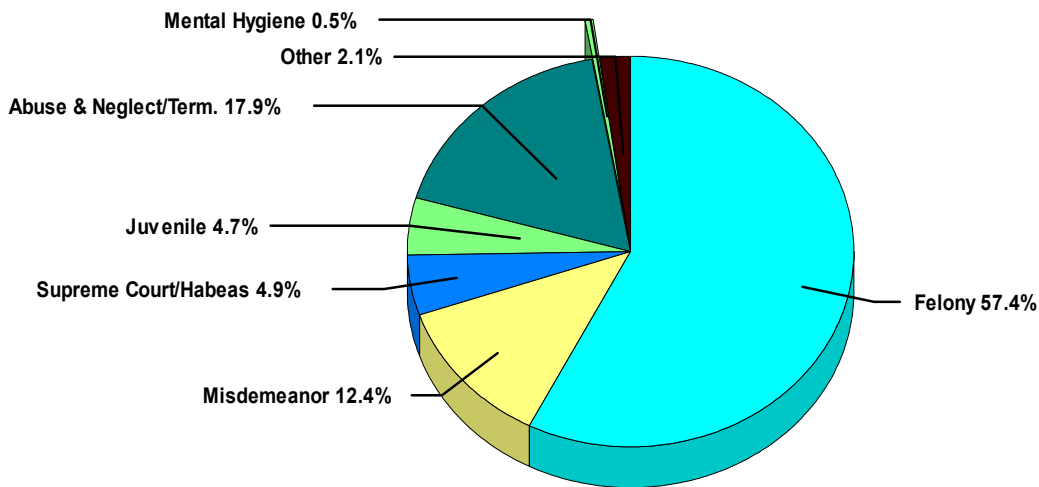
APPOINTED COUNSEL EXPENSES PAID IN FY 2002 INCLUDING DIRECT EXPENSES PAID

Felony	\$836,337.90
Misdemeanor	\$181,201.41
Supreme Court/Habeas	\$71,851.30
Juvenile	\$69,137.98
Abuse & Neglect/Term.	\$260,517.04
Mental Hygiene	\$7,489.77
Other	\$31,166.07

Paternity, Parole/Probation Rev., Mag. Ct., Mandamus/Prohibition, Extradition, Contempt, Fugitive, Other
--

TOTAL EXPENSES PAID **\$1,457,701.47**

APPOINTED COUNSEL EXPENSES PAID FY 2002 BY CASE TYPE



WEST VIRGINIA PUBLIC DEFENDER SERVICES									
APPOINTED COUNSEL EXPENSES PAID BY CASE TYPE									
FISCAL YEAR 2002									
					PAROLE				
			MENTAL		PROBAT	TERM	HABEAS		TOTAL
CIRCUIT	FELONY	MISD	HYGIENE	JUVENILE	REV	ABUSE	SUP. CT.	OTHER	EXPENSES
01 CIRCUIT	\$32,185.84	\$1,566.00	\$1,459.70	\$1,278.68	\$101.83	\$18,620.06	\$3,868.97	\$110.24	\$59,191.32
02 CIRCUIT	\$618.36	\$168.14	\$383.48	\$139.27	\$118.01	\$1,700.99	\$14.30	\$959.40	\$4,101.95
03 CIRCUIT	\$40,392.85	\$14,900.68	\$91.84	\$2,629.93	\$158.71	\$12,270.94	\$420.50	\$830.98	\$71,696.43
04 CIRCUIT	\$144,380.89	\$76,792.86	\$403.34	\$15,214.57	\$1,982.49	\$40,545.17	\$20,753.28	\$1,353.38	\$301,425.98
05 CIRCUIT	\$7,005.05	\$2,631.62	\$47.22	\$469.52	\$352.28	\$5,231.54	\$979.72	\$4,655.83	\$21,372.78
06 CIRCUIT	\$37,083.65	\$746.09	\$3.80	\$767.75	\$47.59	\$9,474.59	\$780.58	\$79.05	\$48,983.10
07 CIRCUIT	\$16,758.67	\$2,629.40	\$0.00	\$107.82	\$296.09	\$772.93	\$5,804.45	\$268.19	\$26,637.55
08 CIRCUIT	\$2,957.44	\$398.10	\$0.00	\$13.04	\$52.19	\$1,192.93	\$69.19	\$0.00	\$4,682.89
09 CIRCUIT	\$37,384.51	\$1,247.83	\$22.01	\$5,519.47	\$257.61	\$9,051.27	\$618.06	\$31.26	\$54,132.02
10 CIRCUIT	\$45,115.21	\$399.53	\$48.00	\$440.40	\$86.17	\$1,321.54	\$1,967.80	\$64.90	\$49,443.55
11 CIRCUIT	\$4,731.85	\$818.86	\$1.86	\$203.11	\$47.64	\$4,317.96	\$623.45	\$0.00	\$10,744.73
12 CIRCUIT	\$1,521.09	\$166.40	\$0.00	\$60.13	\$0.00	\$599.24	\$30.91	\$24.38	\$2,402.15
13 CIRCUIT	\$54,206.53	\$2,427.36	\$1,031.57	\$4,256.17	\$381.46	\$8,402.44	\$2,665.44	\$141.12	\$73,512.09
14 CIRCUIT	\$29,687.40	\$7,132.19	\$264.07	\$2,816.90	\$273.05	\$11,196.75	\$4,318.82	\$1,293.25	\$56,997.59
15 CIRCUIT	\$16,197.67	\$2,191.52	\$0.00	\$1,112.06	\$73.81	\$5,806.53	\$1,284.84	\$450.97	\$27,117.40
16 CIRCUIT	\$42,797.06	\$2,555.45	\$0.00	\$3,297.67	\$1,958.42	\$3,888.04	\$2,143.49	\$177.49	\$56,817.62
17 CIRCUIT	\$36,211.33	\$5,390.22	\$35.62	\$2,089.19	\$174.31	\$4,042.28	\$704.97	\$628.03	\$49,275.95
18 CIRCUIT	\$5,066.85	\$398.28	\$0.00	\$2,489.56	\$45.03	\$4,784.09	\$756.55	\$57.72	\$13,598.08
19 CIRCUIT	\$171.59	\$2,714.54	\$353.52	\$59.90	\$0.78	\$1,481.29	\$165.01	\$10.09	\$4,956.72
20 CIRCUIT	\$4,506.06	\$3,075.88	\$63.87	\$761.20	\$221.92	\$2,738.44	\$1,291.30	\$19.27	\$12,677.94
21 CIRCUIT	\$11,681.55	\$3,053.31	\$5.40	\$1,594.02	\$337.68	\$6,559.50	\$2,504.88	\$1,600.45	\$27,336.79
22 CIRCUIT	\$48,405.26	\$6,555.39	\$54.90	\$6,132.54	\$938.67	\$3,195.95	\$1,090.14	\$1,305.81	\$67,678.66
23 CIRCUIT	\$105,461.91	\$5,542.03	\$844.11	\$3,464.18	\$892.93	\$64,082.60	\$12,488.27	\$1,720.44	\$194,496.47
24 CIRCUIT	\$20,727.60	\$1,442.84	\$180.62	\$2,881.38	\$60.27	\$7,606.62	\$3,438.01	\$9.92	\$36,347.26
25 CIRCUIT	\$10,938.13	\$1,235.62	\$552.62	\$2,831.76	\$336.90	\$5,273.53	\$88.52	\$126.98	\$21,384.06
26 CIRCUIT	\$19,178.47	\$5,716.86	\$1,171.03	\$2,725.64	\$1,937.05	\$13,434.45	\$1,571.45	\$1,918.63	\$47,653.58
27 CIRCUIT	\$19,342.61	\$21,955.16	\$0.00	\$2,728.65	\$0.00	\$1,097.63	\$0.00	\$420.57	\$45,544.62
28 CIRCUIT	\$615.85	\$1,694.41	\$0.00	\$36.75	\$126.61	\$1,744.02	\$182.69	\$0.00	\$4,400.33
29 CIRCUIT	\$19,596.68	\$3,180.58	\$433.36	\$1,874.82	\$99.82	\$5,848.24	\$139.59	\$494.24	\$31,667.33
30 CIRCUIT	\$1,236.65	\$873.92	\$1.60	\$418.63	\$2.04	\$2,945.15	\$1,013.81	\$3.48	\$6,495.28
31 CIRCUIT	\$20,173.29	\$1,600.34	\$36.23	\$723.27	\$221.24	\$1,275.17	\$72.31	\$827.40	\$24,929.25
STATE TOTAL	\$836,337.90	\$181,201.41	\$7,489.77	\$69,137.98	\$11,582.60	\$260,517.04	\$71,851.30	\$19,583.47	\$1,457,701.47

WEST VIRGINIA PUBLIC DEFENDER SERVICES									
APPOINTED COUNSEL EXPENSES PAID BY CASE TYPE									
FISCAL YEAR 2002									
			MENTAL		PAROLE				
			HYGIENE	JUVENILE	PROBAT	TERM	HABEAS		TOTAL
CIRCUIT	FELONY	MISD			REV	ABUSE	SUP. CT.	OTHER	EXPENSES
01 CIRCUIT									
BROOKE	\$2,154.88	\$528.44	\$865.95	\$40.37	\$0.00	\$419.59	\$115.87	\$0.00	\$4,125.10
HANCOCK	\$4,880.20	\$790.71	\$593.75	\$164.93	\$80.73	\$551.00	\$749.58	\$110.24	\$7,921.14
OHIO	\$25,150.76	\$246.85	\$0.00	\$1,073.38	\$21.10	\$17,649.47	\$3,003.52	\$0.00	\$47,145.08
CIRCUIT TOTAL	\$32,185.84	\$1,566.00	\$1,459.70	\$1,278.68	\$101.83	\$18,620.06	\$3,868.97	\$110.24	\$59,191.32
02 CIRCUIT									
MARSHALL	\$293.77	\$149.26	\$13.57	\$12.22	\$10.13	\$476.83	\$0.00	\$0.00	\$955.78
TYLER	\$94.24	\$0.00	\$82.84	\$12.60	\$0.00	\$570.12	\$0.00	\$934.90	\$1,694.70
WETZEL	\$230.35	\$18.88	\$287.07	\$114.45	\$107.88	\$654.04	\$14.30	\$24.50	\$1,451.47
CIRCUIT TOTAL	\$618.36	\$168.14	\$383.48	\$139.27	\$118.01	\$1,700.99	\$14.30	\$959.40	\$4,101.95
03 CIRCUIT									
DODDRIDGE	\$7,852.39	\$4,378.73	\$91.84	\$298.12	\$102.50	\$6,669.46	\$0.00	\$108.95	\$19,501.99
PLEASANTS	\$2,385.97	\$4,242.46	\$0.00	\$13.64	\$56.21	\$2,570.68	\$218.85	\$10.94	\$9,498.75
RITCHIE	\$30,154.49	\$6,279.49	\$0.00	\$2,318.17	\$0.00	\$3,030.80	\$201.65	\$711.09	\$42,695.69
CIRCUIT TOTAL	\$40,392.85	\$14,900.68	\$91.84	\$2,629.93	\$158.71	\$12,270.94	\$420.50	\$830.98	\$71,696.43
04 CIRCUIT									
WIRT	\$10,837.00	\$6,223.82	\$5.17	\$932.47	\$113.76	\$1,689.25	\$1,210.87	\$53.51	\$21,065.85
WOOD	\$133,543.89	\$70,569.04	\$398.17	\$14,282.10	\$1,868.73	\$38,855.92	\$19,542.41	\$1,299.87	\$280,360.13
CIRCUIT TOTAL	\$144,380.89	\$76,792.86	\$403.34	\$15,214.57	\$1,982.49	\$40,545.17	\$20,753.28	\$1,353.38	\$301,425.98
05 CIRCUIT									
CALHOUN	\$124.00	\$31.00	\$0.00	\$0.00	\$0.00	\$446.40	\$0.00	\$46.50	\$647.90
JACKSON	\$3,333.93	\$694.51	\$42.42	\$308.10	\$172.94	\$1,901.53	\$925.78	\$0.00	\$7,379.21
MASON	\$3,353.92	\$1,321.21	\$4.80	\$111.82	\$4.40	\$294.97	\$49.24	\$4,609.33	\$9,749.69
ROANE	\$193.20	\$584.90	\$0.00	\$49.60	\$174.94	\$2,588.64	\$4.70	\$0.00	\$3,595.98
CIRCUIT TOTAL	\$7,005.05	\$2,631.62	\$47.22	\$469.52	\$352.28	\$5,231.54	\$979.72	\$4,655.83	\$21,372.78
06 CIRCUIT									
CABELL	\$37,083.65	\$746.09	\$3.80	\$767.75	\$47.59	\$9,474.59	\$780.58	\$79.05	\$48,983.10
CIRCUIT TOTAL	\$37,083.65	\$746.09	\$3.80	\$767.75	\$47.59	\$9,474.59	\$780.58	\$79.05	\$48,983.10
07 CIRCUIT									
LOGAN	\$16,758.67	\$2,629.40	\$0.00	\$107.82	\$296.09	\$772.93	\$5,804.45	\$268.19	\$26,637.55
CIRCUIT TOTAL	\$16,758.67	\$2,629.40	\$0.00	\$107.82	\$296.09	\$772.93	\$5,804.45	\$268.19	\$26,637.55

WEST VIRGINIA PUBLIC DEFENDER SERVICES									
APPOINTED COUNSEL EXPENSES PAID BY CASE TYPE									
FISCAL YEAR 2002									
					PAROLE				
			MENTAL		PROBAT	TERM	HABEAS		TOTAL
CIRCUIT	FELONY	MISD	HYGIENE	JUVENILE	REV	ABUSE	SUP. CT.	OTHER	EXPENSES
08 CIRCUIT									
MCDOWELL	\$2,957.44	\$398.10	\$0.00	\$13.04	\$52.19	\$1,192.93	\$69.19	\$0.00	\$4,682.89
CIRCUIT TOTAL	\$2,957.44	\$398.10	\$0.00	\$13.04	\$52.19	\$1,192.93	\$69.19	\$0.00	\$4,682.89
09 CIRCUIT									
MERCER	\$37,384.51	\$1,247.83	\$22.01	\$5,519.47	\$257.61	\$9,051.27	\$618.06	\$31.26	\$54,132.02
CIRCUIT TOTAL	\$37,384.51	\$1,247.83	\$22.01	\$5,519.47	\$257.61	\$9,051.27	\$618.06	\$31.26	\$54,132.02
10 CIRCUIT									
RALEIGH	\$45,115.21	\$399.53	\$48.00	\$440.40	\$86.17	\$1,321.54	\$1,967.80	\$64.90	\$49,443.55
CIRCUIT TOTAL	\$45,115.21	\$399.53	\$48.00	\$440.40	\$86.17	\$1,321.54	\$1,967.80	\$64.90	\$49,443.55
11 CIRCUIT									
GREENBRIER	\$3,781.45	\$503.88	\$1.86	\$203.11	\$47.64	\$3,900.96	\$623.45	\$0.00	\$9,062.35
POCAHONTAS	\$950.40	\$314.98	\$0.00	\$0.00	\$0.00	\$417.00	\$0.00	\$0.00	\$1,682.38
CIRCUIT TOTAL	\$4,731.85	\$818.86	\$1.86	\$203.11	\$47.64	\$4,317.96	\$623.45	\$0.00	\$10,744.73
12 CIRCUIT									
FAYETTE	\$1,521.09	\$166.40	\$0.00	\$60.13	\$0.00	\$599.24	\$30.91	\$24.38	\$2,402.15
CIRCUIT TOTAL	\$1,521.09	\$166.40	\$0.00	\$60.13	\$0.00	\$599.24	\$30.91	\$24.38	\$2,402.15
13 CIRCUIT									
KANAWHA	\$54,206.53	\$2,427.36	\$1,031.57	\$4,256.17	\$381.46	\$8,402.44	\$2,665.44	\$141.12	\$73,512.09
CIRCUIT TOTAL	\$54,206.53	\$2,427.36	\$1,031.57	\$4,256.17	\$381.46	\$8,402.44	\$2,665.44	\$141.12	\$73,512.09
14 CIRCUIT									
BRAXTON	\$11,849.63	\$3,149.99	\$92.60	\$1,025.99	\$176.77	\$6,214.43	\$606.34	\$672.63	\$23,788.22
CLAY	\$6,682.63	\$2,485.25	\$24.80	\$604.93	\$38.18	\$1,527.93	\$398.24	\$535.00	\$12,296.96
GILMER	\$3,911.10	\$788.31	\$130.80	\$606.55	\$34.10	\$882.02	\$3,084.69	\$69.75	\$9,507.32
WEBSTER	\$7,244.04	\$708.64	\$15.87	\$579.43	\$24.00	\$2,587.53	\$229.55	\$15.87	\$11,404.93
CIRCUIT TOTAL	\$29,687.40	\$7,132.19	\$264.07	\$2,816.90	\$273.05	\$11,211.91	\$4,318.82	\$1,293.25	\$56,997.59
15 CIRCUIT									
HARRISON	\$16,197.67	\$2,191.52	\$0.00	\$1,112.06	\$73.81	\$5,806.53	\$1,284.84	\$450.97	\$27,117.40
CIRCUIT TOTAL	\$16,197.67	\$2,191.52	\$0.00	\$1,112.06	\$73.81	\$5,806.53	\$1,284.84	\$450.97	\$27,117.40
16 CIRCUIT									
MARION	\$42,797.06	\$2,555.45	\$0.00	\$3,297.67	\$1,958.42	\$3,888.04	\$2,143.49	\$177.49	\$56,817.62
CIRCUIT TOTAL	\$42,797.06	\$2,555.45	\$0.00	\$3,297.67	\$1,958.42	\$3,888.04	\$2,143.49	\$177.49	\$56,817.62

WEST VIRGINIA PUBLIC DEFENDER SERVICES									
APPOINTED COUNSEL EXPENSES PAID BY CASE TYPE									
FISCAL YEAR 2002									
					PAROLE				
			MENTAL		PROBAT	TERM	HABEAS		TOTAL
CIRCUIT	FELONY	MISD	HYGIENE	JUVENILE	REV	ABUSE	SUP. CT.	OTHER	EXPENSES
17 CIRCUIT									
MONONGALIA	\$36,211.33	\$5,390.22	\$35.62	\$2,089.19	\$174.31	\$4,042.28	\$704.97	\$628.03	\$49,275.95
CIRCUIT TOTAL	\$36,211.33	\$5,390.22	\$35.62	\$2,089.19	\$174.31	\$4,042.28	\$704.97	\$628.03	\$49,275.95
18 CIRCUIT									
PRESTON	\$5,066.85	\$398.28	\$0.00	\$2,489.56	\$45.03	\$4,784.09	\$756.55	\$57.72	\$13,598.08
CIRCUIT TOTAL	\$5,066.85	\$398.28	\$0.00	\$2,489.56	\$45.03	\$4,784.09	\$756.55	\$57.72	\$13,598.08
19 CIRCUIT									
BARBOUR	\$80.18	\$460.72	\$257.52	\$45.26	\$0.00	\$317.70	\$0.00	\$0.00	\$1,161.38
TAYLOR	\$91.41	\$2,253.82	\$96.00	\$14.64	\$0.78	\$1,163.59	\$165.01	\$10.09	\$3,795.34
CIRCUIT TOTAL	\$171.59	\$2,714.54	\$353.52	\$59.90	\$0.78	\$1,481.29	\$165.01	\$10.09	\$4,956.72
20 CIRCUIT									
RANDOLPH	\$4,506.06	\$3,075.88	\$63.87	\$761.20	\$221.92	\$2,738.44	\$1,291.30	\$19.27	\$12,677.94
CIRCUIT TOTAL	\$4,506.06	\$3,075.88	\$63.87	\$761.20	\$221.92	\$2,738.44	\$1,291.30	\$19.27	\$12,677.94
21 CIRCUIT									
GRANT	\$3,399.98	\$140.18	\$0.00	\$598.19	\$49.13	\$1,072.43	\$0.00	\$1,594.01	\$6,853.92
MINERAL	\$7,425.12	\$2,399.20	\$5.40	\$995.33	\$288.55	\$5,464.49	\$2,504.88	\$6.44	\$19,089.41
TUCKER	\$856.45	\$513.93	\$0.00	\$0.50	\$0.00	\$22.58	\$0.00	\$0.00	\$1,393.46
CIRCUIT TOTAL	\$11,681.55	\$3,053.31	\$5.40	\$1,594.02	\$337.68	\$6,559.50	\$2,504.88	\$1,600.45	\$27,336.79
22 CIRCUIT									
HAMPSHIRE	\$13,886.86	\$728.01	\$5.40	\$777.57	\$562.94	\$1,603.78	\$39.10	\$136.60	\$17,740.26
HARDY	\$30,242.74	\$5,257.42	\$49.50	\$1,950.83	\$165.26	\$1,325.11	\$894.82	\$1,099.45	\$40,985.13
PENDLETON	\$4,275.66	\$569.96	\$0.00	\$3,404.14	\$210.47	\$267.06	\$156.22	\$69.76	\$8,953.27
CIRCUIT TOTAL	\$48,405.26	\$6,555.39	\$54.90	\$6,132.54	\$938.67	\$3,195.95	\$1,090.14	\$1,305.81	\$67,678.66
23 CIRCUIT									
BERKELEY	\$63,588.37	\$4,122.41	\$692.45	\$479.93	\$892.93	\$31,611.82	\$3,761.36	\$593.64	\$105,742.91
JEFFERSON	\$18,031.39	\$1,378.27	\$124.75	\$2,212.31	\$0.00	\$4,737.42	\$8,726.91	\$1,096.08	\$36,307.13
MORGAN	\$23,842.15	\$41.35	\$26.91	\$771.94	\$0.00	\$27,733.36	\$0.00	\$30.72	\$52,446.43
CIRCUIT TOTAL	\$105,461.91	\$5,542.03	\$844.11	\$3,464.18	\$892.93	\$64,082.60	\$12,488.27	\$1,720.44	\$194,496.47
24 CIRCUIT									
WAYNE	\$20,727.60	\$1,442.84	\$180.62	\$2,881.38	\$60.27	\$7,606.62	\$3,438.01	\$9.92	\$36,347.26
CIRCUIT TOTAL	\$20,727.60	\$1,442.84	\$180.62	\$2,881.38	\$60.27	\$7,606.62	\$3,438.01	\$9.92	\$36,347.26

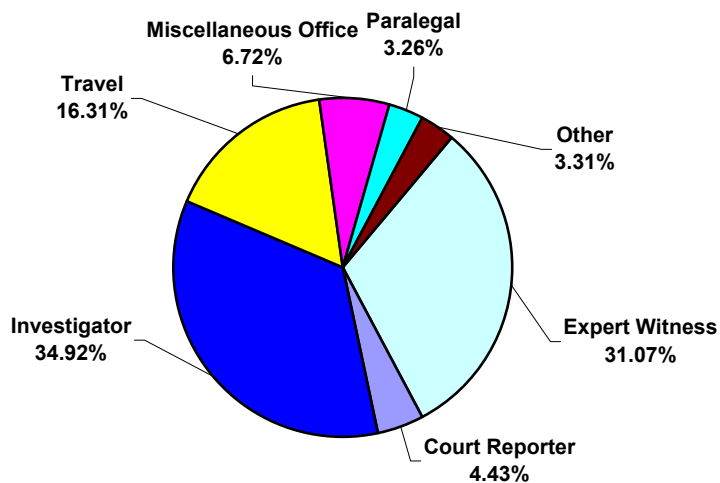
WEST VIRGINIA PUBLIC DEFENDER SERVICES									
APPOINTED COUNSEL EXPENSES PAID BY CASE TYPE									
FISCAL YEAR 2002									
			MENTAL		PAROLE				
CIRCUIT	FELONY	MISD	HYGIENE	JUVENILE	PROBAT	TERM	HABEAS		TOTAL
					REV	ABUSE	SUP. CT.	OTHER	EXPENSES
25 CIRCUIT									
BOONE	\$1,726.31	\$47.30	\$0.00	\$172.56	\$4.62	\$2,686.68	\$88.52	\$106.28	\$4,832.27
LINCOLN	\$9,211.82	\$1,188.32	\$552.62	\$2,659.20	\$332.28	\$2,586.85	\$0.00	\$20.70	\$16,551.79
CIRCUIT TOTAL	\$10,938.13	\$1,235.62	\$552.62	\$2,831.76	\$336.90	\$5,273.53	\$88.52	\$126.98	\$21,384.06
26 CIRCUIT									
LEWIS	\$4,106.77	\$2,048.81	\$1,150.65	\$1,411.38	\$386.26	\$3,753.35	\$434.89	\$1,605.47	\$14,897.58
UPSHUR	\$15,071.70	\$3,668.05	\$20.38	\$1,314.26	\$1,550.79	\$9,681.10	\$1,136.56	\$313.16	\$32,756.00
CIRCUIT TOTAL	\$19,178.47	\$5,716.86	\$1,171.03	\$2,725.64	\$1,937.05	\$13,434.45	\$1,571.45	\$1,918.63	\$47,653.58
27 CIRCUIT									
WYOMING	\$19,342.61	\$21,955.16	\$0.00	\$2,728.65	\$0.00	\$1,097.63	\$0.00	\$420.57	\$45,544.62
CIRCUIT TOTAL	\$19,342.61	\$21,955.16	\$0.00	\$2,728.65	\$0.00	\$1,097.63	\$0.00	\$420.57	\$45,544.62
28 CIRCUIT									
NICHOLAS	\$615.85	\$1,694.41	\$0.00	\$36.75	\$126.61	\$1,744.02	\$182.69	\$0.00	\$4,400.33
CIRCUIT TOTAL	\$615.85	\$1,694.41	\$0.00	\$36.75	\$126.61	\$1,744.02	\$182.69	\$0.00	\$4,400.33
29 CIRCUIT									
PUTNAM	\$19,596.68	\$3,180.58	\$433.36	\$1,874.82	\$99.82	\$5,848.24	\$139.59	\$494.24	\$31,667.33
CIRCUIT TOTAL	\$19,596.68	\$3,180.58	\$433.36	\$1,874.82	\$99.82	\$5,848.24	\$139.59	\$494.24	\$31,667.33
30 CIRCUIT									
MINGO	\$1,236.65	\$873.92	\$1.60	\$418.63	\$2.04	\$2,945.15	\$1,013.81	\$3.48	\$6,495.28
CIRCUIT TOTAL	\$1,236.65	\$873.92	\$1.60	\$418.63	\$2.04	\$2,945.15	\$1,013.81	\$3.48	\$6,495.28
31 CIRCUIT									
MONROE	\$3,631.39	\$923.14	\$0.00	\$355.19	\$97.68	\$290.26	\$0.00	\$93.86	\$5,391.52
SUMMERS	\$16,541.90	\$677.20	\$36.23	\$368.08	\$123.56	\$984.91	\$72.31	\$733.54	\$19,537.73
CIRCUIT TOTAL	\$20,173.29	\$1,600.34	\$36.23	\$723.27	\$221.24	\$1,275.17	\$72.31	\$827.40	\$24,929.25
STATE TOTAL	\$836,337.90	\$181,201.41	\$7,489.77	\$69,137.98	\$11,582.60	\$260,517.04	\$71,851.30	\$19,583.47	\$1,457,701.47

**APPOINTED COUNSEL EXPENSES
BY CATEGORY**

Appointed Counsel Expenses by Category for FY 2002

Expert Witness	\$452,851.47
Court Reporter	\$64,532.12
Investigator	\$508,997.70
Travel	\$237,679.98
Miscellaneous Office	\$97,907.33
Paralegal	\$47,549.92
Other	\$48,182.95
Total Expenses	\$1,457,701.47

APPOINTED COUNSEL EXPENSES BY CATEGORY FOR FY 2002



**WEST VIRGINIA PUBLIC DEFENDER SERVICES
 TOTAL EXPENSES BY CATEGORY
 FISCAL YEAR 2002**

CIRCUIT COUNTY	EXPERT WITNESS	COURT REPORTER	INVESTIGATOR	TRAVEL	MISC OFFICE	PARALEGAL	OTHER	EXPENSE TOTAL
BROOKE	\$1,450.00	\$0.00	\$0.00	\$2,277.20	\$214.41	\$0.00	\$183.49	\$4,125.10
HANCOCK	\$4,340.66	\$207.90	\$0.00	\$2,842.27	\$480.31	\$0.00	\$50.00	\$7,921.14
OHIO	\$16,913.93	\$5,821.80	\$4,293.99	\$3,426.36	\$11,381.81	\$206.00	\$5,101.19	\$47,145.08
01 CIRCUIT	\$22,704.59	\$6,029.70	\$4,293.99	\$8,545.83	\$12,076.53	\$206.00	\$5,334.68	\$59,191.32
MARSHALL	\$0.00	\$0.00	\$0.00	\$628.38	\$287.40	\$0.00	\$40.00	\$955.78
TYLER	\$0.00	\$0.00	\$0.00	\$1,117.50	\$577.20	\$0.00	\$0.00	\$1,694.70
WETZEL	\$0.00	\$0.00	\$0.00	\$1,046.84	\$404.63	\$0.00	\$0.00	\$1,451.47
02 CIRCUIT	\$0.00	\$0.00	\$0.00	\$2,792.72	\$1,269.23	\$0.00	\$40.00	\$4,101.95
DODDRIDGE	\$862.50	\$123.20	\$13,796.41	\$3,584.88	\$580.70	\$194.00	\$360.30	\$19,501.99
PLEASANTS	\$326.50	\$0.00	\$6,633.52	\$1,795.03	\$267.70	\$476.00	\$0.00	\$9,498.75
RITCHIE	\$5,704.14	\$623.35	\$25,256.11	\$3,071.52	\$1,228.87	\$808.00	\$6,003.70	\$42,695.69
03 CIRCUIT	\$6,893.14	\$746.55	\$45,686.04	\$8,451.43	\$2,077.27	\$1,478.00	\$6,364.00	\$71,696.43
WIRT	\$3,545.10	\$627.55	\$11,724.07	\$4,263.03	\$361.85	\$294.25	\$250.00	\$21,065.85
WOOD	\$34,346.58	\$1,668.80	\$208,039.37	\$24,077.33	\$5,622.91	\$4,235.20	\$2,369.94	\$280,360.13
04 CIRCUIT	\$37,891.68	\$2,296.35	\$219,763.44	\$28,340.36	\$5,984.76	\$4,529.45	\$2,619.94	\$301,425.98
CALHOUN	\$0.00	\$0.00	\$0.00	\$647.90	\$0.00	\$0.00	\$0.00	\$647.90
JACKSON	\$0.00	\$0.00	\$916.83	\$3,849.73	\$865.65	\$1,747.00	\$0.00	\$7,379.21
MASON	\$4,062.50	\$33.50	\$1,434.00	\$1,145.38	\$2,424.31	\$0.00	\$650.00	\$9,749.69
ROANE	\$1,950.00	\$281.60	\$0.00	\$854.69	\$44.19	\$0.00	\$465.50	\$3,595.98
05 CIRCUIT	\$6,012.50	\$315.10	\$2,350.83	\$6,497.70	\$3,334.15	\$1,747.00	\$1,115.50	\$21,372.78
CABELL	\$18,631.73	\$1,314.35	\$22,886.34	\$1,539.15	\$3,233.18	\$593.39	\$784.96	\$48,983.10
06 CIRCUIT	\$18,631.73	\$1,314.35	\$22,886.34	\$1,539.15	\$3,233.18	\$593.39	\$784.96	\$48,983.10
LOGAN	\$750.00	\$3,174.35	\$11,619.45	\$4,186.42	\$2,950.52	\$1,391.88	\$2,564.93	\$26,637.55
07 CIRCUIT	\$750.00	\$3,174.35	\$11,619.45	\$4,186.42	\$2,950.52	\$1,391.88	\$2,564.93	\$26,637.55
MCDOWELL	\$0.00	\$0.00	\$1,259.13	\$1,778.87	\$860.89	\$104.00	\$680.00	\$4,682.89
08 CIRCUIT	\$0.00	\$0.00	\$1,259.13	\$1,778.87	\$860.89	\$104.00	\$680.00	\$4,682.89
MERCER	\$29,294.60	\$631.76	\$12,693.32	\$7,933.58	\$2,068.52	\$6.50	\$1,503.74	\$54,132.02
09 CIRCUIT	\$29,294.60	\$631.76	\$12,693.32	\$7,933.58	\$2,068.52	\$6.50	\$1,503.74	\$54,132.02
RALEIGH	\$18,953.32	\$11,202.10	\$3,937.62	\$4,424.81	\$4,890.00	\$4,463.00	\$1,572.70	\$49,443.55
10 CIRCUIT	\$18,953.32	\$11,202.10	\$3,937.62	\$4,424.81	\$4,890.00	\$4,463.00	\$1,572.70	\$49,443.55

**WEST VIRGINIA PUBLIC DEFENDER SERVICES
 TOTAL EXPENSES BY CATEGORY
 FISCAL YEAR 2002**

CIRCUIT COUNTY	EXPERT WITNESS	COURT REPORTER	INVESTIGATOR	TRAVEL	MISC OFFICE	PARALEGAL	OTHER	EXPENSE TOTAL
GREENBRIER	\$5,465.00	\$104.05	\$419.40	\$2,574.65	\$387.01	\$112.24	\$0.00	\$9,062.35
POCAHONTAS	\$0.00	\$0.00	\$0.00	\$1,682.38	\$0.00	\$0.00	\$0.00	\$1,682.38
11 CIRCUIT	\$5,465.00	\$104.05	\$419.40	\$4,257.03	\$387.01	\$112.24	\$0.00	\$10,744.73
FAYETTE	\$0.00	\$579.80	\$149.85	\$1,006.17	\$416.14	\$73.32	\$176.87	\$2,402.15
12 CIRCUIT	\$0.00	\$579.80	\$149.85	\$1,006.17	\$416.14	\$73.32	\$176.87	\$2,402.15
KANAWHA	\$13,933.78	\$4,574.26	\$22,136.51	\$2,611.53	\$4,664.64	\$19,550.90	\$6,040.47	\$73,512.09
13 CIRCUIT	\$13,933.78	\$4,574.26	\$22,136.51	\$2,611.53	\$4,664.64	\$19,550.90	\$6,040.47	\$73,512.09
BRAXTON	\$2,774.00	\$2,802.28	\$3,254.03	\$13,879.04	\$1,072.22	\$6.81	\$0.00	\$23,788.38
CLAY	\$2,449.25	\$950.00	\$118.43	\$6,733.33	\$346.72	\$1,240.38	\$458.85	\$12,296.96
GILMER	\$3,912.92	\$499.55	\$324.79	\$4,422.73	\$287.33	\$0.00	\$60.00	\$9,507.32
WEBSTER	\$2,144.00	\$1,982.65	\$1,283.40	\$5,055.28	\$740.76	\$0.00	\$198.84	\$11,404.93
14 CIRCUIT	\$11,280.17	\$6,234.48	\$4,980.65	\$30,090.38	\$2,447.03	\$1,247.19	\$717.69	\$56,997.59
HARRISON	\$6,967.70	\$267.50	\$9,944.78	\$2,407.68	\$4,748.82	\$470.00	\$2,310.92	\$27,117.40
15 CIRCUIT	\$6,967.70	\$267.50	\$9,944.78	\$2,407.68	\$4,748.82	\$470.00	\$2,310.92	\$27,117.40
MARION	\$26,855.00	\$4,047.00	\$15,590.19	\$5,753.08	\$3,635.54	\$44.00	\$892.81	\$56,817.62
16 CIRCUIT	\$26,855.00	\$4,047.00	\$15,590.19	\$5,753.08	\$3,635.54	\$44.00	\$892.81	\$56,817.62
MONONGALIA	\$17,409.33	\$0.00	\$18,368.94	\$8,520.60	\$4,356.53	\$0.00	\$620.55	\$49,275.95
17 CIRCUIT	\$17,409.33	\$0.00	\$18,368.94	\$8,520.60	\$4,356.53	\$0.00	\$620.55	\$49,275.95
PRESTON	\$1,925.00	\$1,027.95	\$0.00	\$9,477.48	\$1,167.65	\$0.00	\$0.00	\$13,598.08
18 CIRCUIT	\$1,925.00	\$1,027.95	\$0.00	\$9,477.48	\$1,167.65	\$0.00	\$0.00	\$13,598.08
BARBOUR	\$0.00	\$0.00	\$0.00	\$658.74	\$502.64	\$0.00	\$0.00	\$1,161.38
TAYLOR	\$0.00	\$111.65	\$1,853.03	\$989.85	\$828.81	\$0.00	\$12.00	\$3,795.34
19 CIRCUIT	\$0.00	\$111.65	\$1,853.03	\$1,648.59	\$1,331.45	\$0.00	\$12.00	\$4,956.72
RANDOLPH	\$0.00	\$263.00	\$0.00	\$7,377.49	\$3,331.71	\$1,405.87	\$299.87	\$12,677.94
20 CIRCUIT	\$0.00	\$263.00	\$0.00	\$7,377.49	\$3,331.71	\$1,405.87	\$299.87	\$12,677.94
GRANT	\$2,025.00	\$58.50	\$1,570.44	\$2,263.01	\$494.47	\$152.00	\$290.50	\$6,853.92
MINERAL	\$13,580.00	\$1,486.50	\$0.00	\$1,847.61	\$2,175.30	\$0.00	\$0.00	\$19,089.41
TUCKER	\$422.40	\$0.00	\$0.00	\$435.99	\$181.07	\$354.00	\$0.00	\$1,393.46
21 CIRCUIT	\$16,027.40	\$1,545.00	\$1,570.44	\$4,546.61	\$2,850.84	\$506.00	\$290.50	\$27,336.79

**WEST VIRGINIA PUBLIC DEFENDER SERVICES
 TOTAL EXPENSES BY CATEGORY
 FISCAL YEAR 2002**

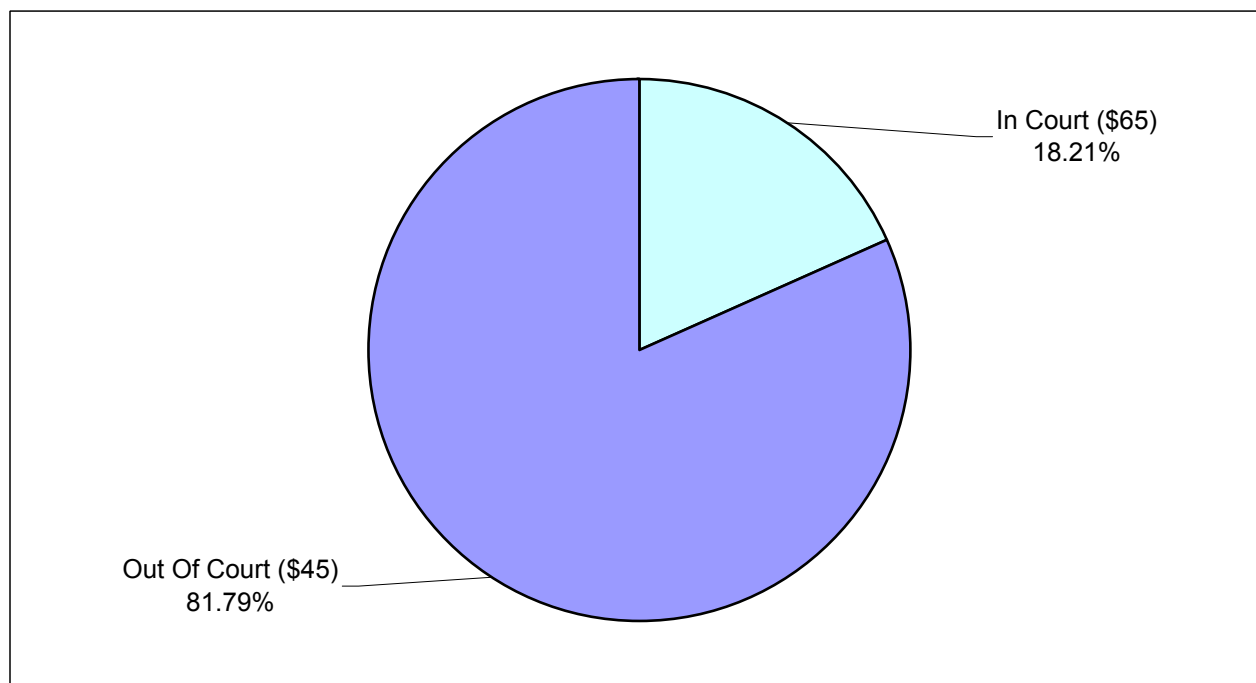
CIRCUIT COUNTY	EXPERT WITNESS	COURT REPORTER	INVESTIGATOR	TRAVEL	MISC OFFICE	PARALEGAL	OTHER	EXPENSE TOTAL
HAMPSHIRE	\$8,317.50	\$0.00	\$4,574.99	\$3,594.56	\$1,213.85	\$18.00	\$21.36	\$17,740.26
HARDY	\$19,170.00	\$99.90	\$5,337.92	\$5,436.15	\$2,142.96	\$0.00	\$8,798.20	\$40,985.13
PENDLETON	\$6,187.50	\$0.00	\$0.00	\$2,093.30	\$615.09	\$0.00	\$57.38	\$8,953.27
22 CIRCUIT	\$33,675.00	\$99.90	\$9,912.91	\$11,124.01	\$3,971.90	\$18.00	\$8,876.94	\$67,678.66
BERKELEY	\$78,990.80	\$4,237.45	\$8,557.78	\$5,537.95	\$4,490.79	\$1,950.00	\$1,978.14	\$105,742.91
JEFFERSON	\$16,270.70	\$6,841.05	\$4,472.41	\$4,508.28	\$2,846.42	\$270.18	\$1,098.09	\$36,307.13
MORGAN	\$45,207.27	\$3,332.30	\$300.00	\$2,818.82	\$698.04	\$90.00	\$0.00	\$52,446.43
23 CIRCUIT	\$140,468.77	\$14,410.80	\$13,330.19	\$12,865.05	\$8,035.25	\$2,310.18	\$3,076.23	\$194,496.47
WAYNE	\$4,290.00	\$1,093.12	\$10,091.32	\$8,742.17	\$4,658.84	\$6,996.00	\$475.81	\$36,347.26
24 CIRCUIT	\$4,290.00	\$1,093.12	\$10,091.32	\$8,742.17	\$4,658.84	\$6,996.00	\$475.81	\$36,347.26
BOONE	\$0.00	\$877.80	\$1,150.20	\$2,134.52	\$528.60	\$0.00	\$141.15	\$4,832.27
LINCOLN	\$1,706.25	\$631.40	\$5,517.48	\$7,293.92	\$1,265.24	\$0.00	\$137.50	\$16,551.79
25 CIRCUIT	\$1,706.25	\$1,509.20	\$6,667.68	\$9,428.44	\$1,793.84	\$0.00	\$278.65	\$21,384.06
LEWIS	\$1,842.24	\$5.00	\$2,037.99	\$8,976.57	\$1,783.78	\$12.00	\$240.00	\$14,897.58
UPSHUR	\$12,474.27	\$216.50	\$6,933.50	\$10,514.10	\$2,386.73	\$230.90	\$0.00	\$32,756.00
26 CIRCUIT	\$14,316.51	\$221.50	\$8,971.49	\$19,490.67	\$4,170.51	\$242.90	\$240.00	\$47,653.58
WYOMING	\$0.00	\$0.00	\$43,574.63	\$1,387.21	\$582.78	\$0.00	\$0.00	\$45,544.62
27 CIRCUIT	\$0.00	\$0.00	\$43,574.63	\$1,387.21	\$582.78	\$0.00	\$0.00	\$45,544.62
NICHOLAS	\$1,300.00	\$40.90	\$413.72	\$1,292.07	\$982.31	\$0.00	\$371.33	\$4,400.33
28 CIRCUIT	\$1,300.00	\$40.90	\$413.72	\$1,292.07	\$982.31	\$0.00	\$371.33	\$4,400.33
PUTNAM	\$12,200.00	\$963.30	\$6,808.27	\$8,645.21	\$2,411.29	\$53.50	\$585.76	\$31,667.33
29 CIRCUIT	\$12,200.00	\$963.30	\$6,808.27	\$8,645.21	\$2,411.29	\$53.50	\$585.76	\$31,667.33
MINGO	\$0.00	\$0.00	\$121.05	\$4,540.80	\$1,538.33	\$0.00	\$295.10	\$6,495.28
30 CIRCUIT	\$0.00	\$0.00	\$121.05	\$4,540.80	\$1,538.33	\$0.00	\$295.10	\$6,495.28
MONROE	\$350.00	\$0.00	\$1,602.28	\$2,966.45	\$431.79	\$0.00	\$41.00	\$5,391.52
SUMMERS	\$3,550.00	\$1,728.45	\$8,000.21	\$5,010.39	\$1,248.08	\$0.60	\$0.00	\$19,537.73
31 CIRCUIT	\$3,900.00	\$1,728.45	\$9,602.49	\$7,976.84	\$1,679.87	\$0.60	\$41.00	\$24,929.25
STATE TOTAL	\$452,851.47	\$64,532.12	\$508,997.70	\$237,679.98	\$97,907.33	\$47,549.92	\$48,182.95	\$1,457,701.47

**APPOINTED COUNSEL HOURS
IN COURT/OUT OF COURT**

APPOINTED COUNSEL HOURS PAID IN COURT/OUT OF COURT FOR FY 2002

In Court (\$65)	46,915.56
Out Of Court (\$45)	210,669.19
Total Hours Paid	257,584.75

APPOINTED COUNSEL HOURS PAID FY 2002 IN COURT/OUT OF COURT



WEST VIRGINIA PUBLIC DEFENDER SERVICES			
APPOINTED COUNSEL IN/OUT OF COURT HOURS			
FISCAL YEAR 2002			
CIRCUIT	IN COURT	OUT OF COURT	TOTAL HOURS
01 CIRCUIT TOTAL	1,201.10	8,893.50	10,094.60
02 CIRCUIT TOTAL	565.60	2,195.90	2,761.50
03 CIRCUIT TOTAL	915.60	6,980.50	7,896.10
04 CIRCUIT TOTAL	3,443.00	20,600.12	24,043.12
05 CIRCUIT TOTAL	2,210.80	8,083.98	10,294.78
06 CIRCUIT TOTAL	2,871.40	6,623.89	9,495.29
07 CIRCUIT TOTAL	1,181.10	6,192.90	7,374.00
08 CIRCUIT TOTAL	422.70	2,417.40	2,840.10
09 CIRCUIT TOTAL	1,931.40	5,214.63	7,146.03
10 CIRCUIT TOTAL	1,858.90	6,772.50	8,631.40
11 CIRCUIT TOTAL	795.90	4,126.87	4,922.77
12 CIRCUIT TOTAL	227.40	1,579.00	1,806.40
13 CIRCUIT TOTAL	4,403.30	13,385.16	17,788.46
14 CIRCUIT TOTAL	1,950.30	8,984.91	10,935.21
15 CIRCUIT TOTAL	766.50	6,826.89	7,593.39
16 CIRCUIT TOTAL	2,198.90	15,289.10	17,488.00
17 CIRCUIT TOTAL	1,414.50	8,831.20	10,245.70
18 CIRCUIT TOTAL	565.60	3,923.97	4,489.57
19 CIRCUIT TOTAL	819.10	5,311.40	6,130.50
20 CIRCUIT TOTAL	1,607.70	6,514.70	8,122.40
21 CIRCUIT TOTAL	1,138.70	5,879.40	7,018.10
22 CIRCUIT TOTAL	1,814.30	7,120.80	8,935.10
23 CIRCUIT TOTAL	2,754.80	9,399.90	12,154.70
24 CIRCUIT TOTAL	1,338.10	4,582.50	5,920.60
25 CIRCUIT TOTAL	2,060.60	6,004.20	8,064.80
26 CIRCUIT TOTAL	2,347.30	10,146.80	12,494.10
27 CIRCUIT TOTAL	606.40	3,278.80	3,885.20
28 CIRCUIT TOTAL	511.30	1,949.20	2,460.50
29 CIRCUIT TOTAL	1,514.50	8,155.57	9,670.07
30 CIRCUIT TOTAL	795.66	2,337.81	3,133.47
31 CIRCUIT TOTAL	683.10	3,065.70	3,748.80
STATE TOTAL	46,915.56	210,669.19	257,584.75

WEST VIRGINIA PUBLIC DEFENDER SERVICES			
APPOINTED COUNSEL IN/OUT OF COURT HOURS			
FISCAL YEAR 2002			
CIRCUIT/COUNTY	IN COURT	OUT OF COURT	TOTAL HOURS
01 CIRCUIT			
BROOKE	212.40	1,353.80	1,566.20
HANCOCK	345.10	2,272.50	2,617.60
OHIO	643.60	5,267.20	5,910.80
CIRCUIT TOTAL	1,201.10	8,893.50	10,094.60
02 CIRCUIT			
MARSHALL	280.70	1,059.70	1,340.40
TYLER	136.50	382.50	519.00
WETZEL	148.40	753.70	902.10
CIRCUIT TOTAL	565.60	2,195.90	2,761.50
03 CIRCUIT			
DODDRIDGE	291.10	2,032.90	2,324.00
PLEASANTS	175.80	1,409.70	1,585.50
RITCHIE	448.70	3,537.90	3,986.60
CIRCUIT TOTAL	915.60	6,980.50	7,896.10
04 CIRCUIT			
WIRT	275.70	1,873.00	2,148.70
WOOD	3,167.30	18,727.12	21,894.42
CIRCUIT TOTAL	3,443.00	20,600.12	24,043.12
05 CIRCUIT			
CALHOUN	196.20	387.80	584.00
JACKSON	556.40	1,794.28	2,350.68
MASON	950.10	4,857.50	5,807.60
ROANE	508.10	1,044.40	1,552.50
CIRCUIT TOTAL	2,210.80	8,083.98	10,294.78
06 CIRCUIT			
CABELL	2,871.40	6,623.89	9,495.29
CIRCUIT TOTAL	2,871.40	6,623.89	9,495.29
07 CIRCUIT			
LOGAN	1,181.10	6,192.90	7,374.00
CIRCUIT TOTAL	1,181.10	6,192.90	7,374.00
08 CIRCUIT			
MCDOWELL	422.70	2,417.40	2,840.10
CIRCUIT TOTAL	422.70	2,417.40	2,840.10
09 CIRCUIT			
MERCER	1,931.40	5,214.63	7,146.03
CIRCUIT TOTAL	1,931.40	5,214.63	7,146.03
10 CIRCUIT			
RALEIGH	1,858.90	6,772.50	8,631.40
CIRCUIT TOTAL	1,858.90	6,772.50	8,631.40
11 CIRCUIT			
GREENBRIER	570.20	2,764.40	3,334.60
POCAHONTAS	225.70	1,362.47	1,588.17
CIRCUIT TOTAL	795.90	4,126.87	4,922.77
12 CIRCUIT			
FAYETTE	227.40	1,579.00	1,806.40
CIRCUIT TOTAL	227.40	1,579.00	1,806.40

WEST VIRGINIA PUBLIC DEFENDER SERVICES			
APPOINTED COUNSEL IN/OUT OF COURT HOURS			
FISCAL YEAR 2002			
CIRCUIT/COUNTY	IN COURT	OUT OF COURT	TOTAL HOURS
13 CIRCUIT			
KANAWHA	4,403.30	13,385.16	17,788.46
CIRCUIT TOTAL	4,403.30	13,385.16	17,788.46
14 CIRCUIT			
BRAXTON	769.80	3,317.41	4,087.21
CLAY	682.50	2,379.20	3,061.70
GILMER	201.60	1,655.60	1,857.20
WEBSTER	296.40	1,632.70	1,929.10
CIRCUIT TOTAL	1,950.30	8,985.91	10,935.21
15 CIRCUIT			
HARRISON	766.50	6,826.89	7,593.39
CIRCUIT TOTAL	766.50	6,826.89	7,593.39
16 CIRCUIT			
MARION	2,198.90	15,289.10	17,488.00
CIRCUIT TOTAL	2,198.90	15,289.10	17,488.00
17 CIRCUIT			
MONONGALIA	1,414.50	8,831.20	10,245.70
CIRCUIT TOTAL	1,414.50	8,831.20	10,245.70
18 CIRCUIT			
PRESTON	565.60	3,923.97	4,489.57
CIRCUIT TOTAL	565.60	3,923.97	4,489.57
19 CIRCUIT			
BARBOUR	402.00	2,608.50	3,010.50
TAYLOR	417.10	2,702.90	3,120.00
CIRCUIT TOTAL	819.10	5,311.40	6,130.50
20 CIRCUIT			
RANDOLPH	1,607.70	6,514.70	8,122.40
CIRCUIT TOTAL	1,607.70	6,514.70	8,122.40
21 CIRCUIT			
GRANT	363.30	1,758.60	2,121.90
MINERAL	729.80	3,936.00	4,665.80
TUCKER	45.60	184.80	230.40
CIRCUIT TOTAL	1,138.70	5,879.40	7,018.10
22 CIRCUIT			
HAMPSHIRE	782.50	2,668.70	3,451.20
HARDY	747.30	3,116.40	3,863.70
PENDLETON	284.50	1,335.70	1,620.20
CIRCUIT TOTAL	1,814.30	7,120.80	8,935.10
23 CIRCUIT			
BERKELEY	1,450.40	5,155.90	6,606.30
JEFFERSON	725.00	2,862.80	3,587.80
MORGAN	579.40	1,381.20	1,960.60
CIRCUIT TOTAL	2,754.80	9,399.90	12,154.70
24 CIRCUIT			
WAYNE	1,338.10	4,582.50	5,920.60
CIRCUIT TOTAL	1,338.10	4,582.50	5,920.60

WEST VIRGINIA PUBLIC DEFENDER SERVICES			
APPOINTED COUNSEL IN/OUT OF COURT HOURS			
FISCAL YEAR 2002			
CIRCUIT/COUNTY	IN COURT	OUT OF COURT	TOTAL HOURS
25 CIRCUIT			
BOONE	1,186.40	2,442.80	3,629.20
LINCOLN	874.20	3,561.40	4,435.60
CIRCUIT TOTAL	2,060.60	6,004.20	8,064.80
26 CIRCUIT			
LEWIS	942.60	4,174.70	5,117.30
UPSHUR	1,404.70	5,972.10	7,376.80
CIRCUIT TOTAL	2,347.30	10,146.80	12,494.10
27 CIRCUIT			
WYOMING	606.40	3,278.80	3,885.20
CIRCUIT TOTAL	606.40	3,278.80	3,885.20
28 CIRCUIT			
NICHOLAS	511.30	1,949.20	2,460.50
CIRCUIT TOTAL	511.30	1,949.20	2,460.50
29 CIRCUIT			
PUTNAM	1,514.50	8,155.57	9,670.07
CIRCUIT TOTAL	1,514.50	8,155.57	9,670.07
30 CIRCUIT			
MINGO	795.66	2,337.81	3,133.47
CIRCUIT TOTAL	795.66	2,337.81	3,133.47
31 CIRCUIT			
MONROE	180.80	730.00	910.80
SUMMERS	502.30	2,335.70	2,838.00
CIRCUIT TOTAL	683.10	3,065.70	3,748.80
STATE TOTAL	46,915.56	210,669.19	257,584.75

**APPENDIX B:
PUBLIC DEFENDER CORPORATIONS
STATISTICAL INFORMATION**

**PUBLIC DEFENDER CORPORATIONS
BOARDS OF DIRECTORS CHAIRPERSONS
AS OF JUNE 30, 2002**

CIRCUIT	COUNTIES	CHAIRS
1 st	BROOKE HANCOCK OHIO	ARCH W. RILEY, ESQ., ACT. CHAIR Bailey, Riley, Buch & Harmon Riley Building, Suite 900 Post Office Box 631 Wheeling, West Virginia 26003
2 nd	MARSHALL TYLER WETZEL	VICKI VOORHIS, CHAIR 250 Foundry Street New Martinsville, West Virginia 26155
5 th	CALHOUN JACKSON MASON ROANE	C.E. GOODWIN, ESQ., CHAIR Post Office Box 636 Ripley, West Virginia 25271
6 th / 24 th	CABELL WAYNE	W. STANLEY JAMES, ESQ., CHAIR 418 18 th Street Suite 211 Huntington, West Virginia 25701
7 th	LOGAN	DON WANDLING, ESQ., CHAIR 111 Stratton Street Logan, West Virginia 25601
8 th	MCDOWELL	RONALD HASSAN, ESQ., CHAIR Post Office Box 1054 Welch, West Virginia 24801
9 th	MERCER	WILLIAM O. HUFFMAN, ESQ., CHAIR 210 South Walker Street Princeton, West Virginia 24740
10 th	RALEIGH	TIM R. BERRY, CHAIR 612 Johnstown Road Beckley, West Virginia 25801
11 th	GREENBRIER POCAHONTAS	RONALD F. MILLER, CHAIR Route 6 Box 359 Lewisburg, West Virginia 24901
12 th	FAYETTE	D. CLINTON GALLAHER IV., ESQ., ACTING CHAIR Post Office Box 127 Fayetteville, West Virginia 25840

Public Defender Corporations Board Chairs Continued

CIRCUIT	COUNTIES	CHAIRS
13 th	KANAWHA	LONNIE SIMMONS, ESQ., CHAIR 604 Virginia Street, E.# 200 Charleston, West Virginia 25301
15 th	HARRISON	GEORGE F. FORDHAM JR.,ESQ., CHAIR 321 West Main Street Goff Building , Suite 500 Clarksburg, West Virginia 26301
18 th	PRESTON	CHARLES BROWN, ESQ., CHAIR 145 Seemont Drive Kingwood, West Virginia 26537
23 rd	BERKELEY JEFFERSON MORGAN	NORWOOD BENTLEY ESQ., ACT. CHAIR Post Office Box 1419 Martinsburg, West Virginia 25401
25 th	BOONE LINCOLN	GEORGE D. BLIZZARD, II., ESQ., CHAIR Post Office Box 69 Madison, West Virginia 25130
28 th	NICHOLAS	CLYDE BAILES, ESQ., ACT. CHAIR c/o Community Trust 507 Main Street Post Office Box 400 Summersville, West Virginia 26651
30 th	MINGO	JANE MORAN, ESQ., CHAIR Post Office Box 171 Williamson, West Virginia 25661

**WV PUBLIC DEFENDER SERVICES GRANTS
 CASH DISBURSEMENTS TO PUBLIC DEFENDER CORPORATIONS
 July 1, 2001 to June 30, 2002**

CIRCUIT	BUDGETED	DISBURSED	UNDER BUDGET	TOTAL FUNDS ALLOCATED TO EACH CIRCUIT*	TOTAL FUNDS DISBURSED FOR EACH CIRCUIT
1ST	\$982,648.00	\$768,996.00	\$213,652.00	\$12,471.70	\$781,467.70
2ND	\$466,340.00	\$279,124.00	\$187,216.00	\$12,471.70	\$291,595.70
5TH	\$516,333.00	\$356,400.00	\$159,933.00	\$12,471.70	\$368,871.70
6TH / 24TH	\$1,047,286.00	\$1,047,286.00	\$0.00	\$12,471.70	\$1,059,757.70
7TH	\$491,315.00	\$247,978.00	\$243,337.00	\$12,471.70	\$260,449.70
8TH	\$373,010.00	\$276,228.00	\$96,782.00	\$12,471.70	\$288,699.70
9TH	\$797,247.00	\$674,938.00	\$122,309.00	\$12,471.70	\$687,409.70
10TH	\$717,523.00	\$612,302.00	\$105,221.00	\$12,471.70	\$624,773.70
11TH	\$443,544.00	\$293,322.00	\$150,222.00	\$12,471.70	\$305,793.70
12TH	\$390,210.00	\$361,352.00	\$28,858.00	\$12,471.70	\$373,823.70
13TH	\$3,255,995.00	\$2,654,553.00	\$601,442.00	\$12,471.79	\$2,667,024.79
15TH	\$947,614.00	\$704,663.00	\$242,951.00	\$12,471.70	\$717,134.70
18TH	\$353,586.00	\$284,263.00	\$69,323.00	\$12,471.70	\$296,734.70
23RD	\$1,557,982.00	\$1,452,083.00	\$105,899.00	\$12,471.70	\$1,464,554.70
25TH	\$447,950.00	\$447,950.00	\$0.00	\$12,471.70	\$460,421.70
28TH	\$250,400.00	\$250,400.00	\$0.00	\$12,471.70	\$262,871.70
30TH	\$545,984.00	\$415,217.00	\$130,767.00	\$12,471.70	\$427,688.70
TOTALS	<u>\$13,584,967.00</u>	<u>\$11,127,055.00</u>	<u>\$2,457,912.00</u>	<u>\$212,018.99</u>	<u>\$11,339,073.99</u>

Notes: TOTAL Funds Allocated To Each Circuit represent funds disbursed by the WV PDS on behalf of the Public Defender Corporations for Westlaw, Forecite, and TimeMatters/IS&C support services.

**PUBLIC DEFENDER HOURS WORKED
BY ATTORNEY, BY MONTH**

**PUBLIC DEFENDER CORPORATIONS
 TIME REPORT FOR PERIOD 07/01/01 TO 06/30/02**

CIRCUIT	JUL	AUG	SEP	OCT	NOV	DEC	JAN	FEB	MAR	APR	MAY	JUN	TOTAL
1ST CIRCUIT													
BLEVINS	203.60	172.65	28.80	0.00	0.00	0.00	0.00	0.00	0.00	0.00	0.00	0.00	405.05
BROGAN, JR.	203.50	200.60	164.30	194.60	185.70	175.10	190.10	165.30	175.20	189.40	193.80	167.30	2204.90
FERRO	108.60	0.00	0.00	0.00	0.00	0.00	0.00	0.00	0.00	0.00	0.00	0.00	108.60
GREEN	180.80	202.00	183.80	201.40	171.90	174.10	184.60	141.70	204.80	183.80	171.00	139.10	2139.00
HART	168.20	175.90	156.90	176.80	168.00	161.00	172.50	151.10	156.20	166.60	174.50	153.00	1980.70
PETTINI	10.00	17.50	8.50	0.00	0.00	0.00	0.00	0.00	0.00	0.00	58.00	126.70	220.70
SMITH	110.00	0.00	0.00	0.00	0.00	0.00	0.00	0.00	0.00	0.00	0.00	0.00	110.00
TWITTY	0.00	38.00	152.30	175.50	186.80	163.00	177.00	169.60	165.30	177.20	178.40	155.00	1738.10
WELLING	120.05	0.00	0.00	0.00	0.00	0.00	0.00	0.00	0.00	0.00	0.00	0.00	120.05
WINIESDORFFER	202.80	218.70	161.20	191.00	170.40	158.40	183.10	158.20	187.60	198.50	181.40	167.20	2178.50
WOOD	218.70	203.10	167.90	198.40	170.50	174.30	211.70	172.50	159.40	193.90	194.30	169.11	2233.81
TOTAL	1526.25	1228.45	1023.70	1137.70	1053.30	1005.90	1119.00	958.40	1048.50	1109.40	1151.40	1077.41	13439.41
2ND CIRCUIT													
ANDERSON	145.50	163.01	130.20	161.70	137.00	96.80	153.70	127.60	147.20	157.60	136.10	167.50	1723.91
GAINER	145.60	164.20	116.50	153.00	102.00	112.70	139.70	125.70	137.40	134.90	145.50	134.00	1611.20
KERN	0.00	0.00	0.00	0.00	0.00	0.00	122.70	141.80	165.50	174.00	136.90	139.90	880.80
SCHOLLE	164.50	184.20	129.40	172.80	143.40	0.60	0.00	0.00	0.00	0.00	0.00	0.00	794.90
ZEHNDER	164.30	88.50	118.30	157.30	150.00	165.00	219.10	143.00	151.80	144.70	161.00	133.90	1796.90
CIRCUIT TOTAL	619.90	599.91	494.40	644.80	532.40	375.10	635.20	538.10	601.90	611.20	579.50	575.30	6807.71
5TH CIRCUIT													
BOSTIC	151.70	151.30	128.59	147.10	86.00	137.85	187.80	137.75	178.20	147.95	122.30	120.60	1697.14
MONK	171.00	184.00	166.40	180.02	182.20	164.52	191.50	159.50	168.50	178.70	179.50	179.50	2105.34
NEAL	0.00	0.00	11.00	9.00	6.00	6.00	9.00	11.00	12.00	3.00	12.00	8.00	87.00
PATTON	151.43	170.06	149.52	171.92	164.01	146.24	8.00	0.00	0.00	0.00	0.00	0.00	961.18
POSTALWAIT	0.00	0.00	12.00	31.75	95.35	67.35	96.54	102.95	111.60	145.20	159.55	150.15	972.44
SHAVER	166.50	186.30	152.00	171.70	161.40	136.60	160.90	151.50	167.30	173.60	170.60	137.45	1935.85
STARCHER	0.00	0.00	0.00	0.00	0.00	0.00	0.00	0.00	0.00	89.28	116.50	91.70	297.48
CIRCUIT TOTAL	640.63	691.66	619.51	711.49	694.96	658.56	653.74	562.70	637.60	737.73	760.45	687.40	8056.43

CIRCUIT	JUL	AUG	SEP	OCT	NOV	DEC	JAN	FEB	MAR	APR	MAY	JUN	TOTAL
6TH CIRCUIT													
BARRY	194.00	204.50	166.00	189.50	189.50	174.00	199.10	172.00	189.00	193.00	201.00	182.00	2253.60
BEHAN	164.70	171.80	138.80	193.80	146.10	150.00	146.10	99.00	0.00	0.00	0.00	0.00	1210.30
BROWN	0.00	0.00	0.00	0.00	0.00	0.00	0.00	0.00	0.00	0.00	118.40	184.50	302.90
BRYSON	183.10	174.00	91.25	127.35	141.25	178.20	216.05	154.25	151.45	203.50	160.45	100.25	1881.10
CAMPBELL	166.90	163.20	145.40	150.40	157.40	155.90	168.10	144.10	151.00	160.60	156.40	149.50	1868.90
CHAKSUPA	187.90	203.80	206.65	217.65	188.00	129.40	192.65	98.95	211.80	238.20	66.80	57.40	1999.20
HENDERSON	203.35	218.05	182.55	197.55	198.80	165.00	197.05	178.25	181.25	201.80	199.20	219.95	2342.80
JORDAN	184.50	198.00	164.00	199.50	186.00	161.00	185.00	169.00	181.00	194.00	209.00	202.25	2233.25
LOCKWOOD	187.25	179.50	160.75	187.25	197.25	170.75	180.25	158.32	177.50	180.25	186.00	169.00	2134.07
QUEEN	174.00	182.00	143.20	181.00	175.00	168.20	184.00	24.00	0.00	0.00	0.00	0.00	1231.40
WATSON	0.00	0.00	0.00	0.00	0.00	0.00	0.00	0.00	0.00	181.00	140.50	0.00	321.50
WEED	150.10	194.30	161.10	189.20	142.30	156.90	169.30	155.40	169.70	168.20	166.90	161.80	1985.20
WILKINSON	164.90	191.50	167.60	191.50	167.00	153.10	202.50	175.90	153.50	175.90	205.00	190.50	2138.90
CIRCUIT TOTAL	1960.70	2080.65	1727.30	2024.70	1888.60	1762.45	2040.10	1529.17	1566.20	1896.45	1809.65	1617.15	21903.12
7TH CIRCUIT													
HOWARD	162.85	170.45	163.35	175.95	0.00	0.00	0.00	0.00	0.00	0.00	0.00	0.00	672.60
MERCERUIO	120.50	143.20	113.60	127.30	133.40	125.00	118.10	118.70	116.40	157.20	153.80	159.90	1587.10
NIEHAUS	112.00	142.55	149.90	161.20	144.35	140.20	151.25	126.70	155.15	142.88	149.35	153.80	1729.33
NIKSA	0.00	0.00	0.00	0.00	0.00	0.00	0.00	0.00	0.00	0.00	0.00	97.80	97.80
PARAGAMIAN	150.80	167.50	148.20	148.10	155.50	148.10	130.90	80.70	0.00	0.00	0.00	0.00	1129.80
SPRADLING	139.80	157.90	145.10	185.90	146.50	138.60	166.50	140.40	151.80	169.90	167.10	127.70	1837.20
CIRCUIT TOTAL	685.95	781.60	720.15	798.45	579.75	551.90	566.75	466.50	423.35	469.98	470.25	539.20	7053.83
8TH CIRCUIT													
ANDERSON	117.60	84.00	116.50	132.40	33.60	92.40	89.70	90.30	68.10	75.40	10.00	27.20	937.20
LYALL	0.00	0.00	0.00	1.30	122.10	118.80	151.10	130.30	177.00	138.20	11.50	20.90	871.20
MANCINI	81.90	189.60	154.20	97.50	54.30	83.50	69.40	121.40	127.40	23.20	3.00	0.00	1005.40
CIRCUIT TOTAL	199.50	273.60	270.70	231.20	210.00	294.70	310.20	342.00	372.50	236.80	24.50	48.10	2813.80

CIRCUIT	JUL	AUG	SEP	OCT	NOV	DEC	JAN	FEB	MAR	APR	MAY	JUN	TOTAL
9TH CIRCUIT													
ASH	171.70	162.50	139.10	182.60	162.80	143.10	175.40	157.90	170.70	166.40	158.90	139.30	1930.40
BEAVERS	0.00	54.40	30.80	0.00	0.00	0.00	0.00	0.00	0.00	0.00	0.00	0.00	85.20
BURKS	171.30	162.80	135.40	167.10	161.90	147.20	165.90	152.50	154.00	170.50	168.70	147.10	1904.40
FRENCH	188.90	186.70	157.60	180.50	189.70	170.90	200.70	167.40	182.60	178.80	182.70	187.40	2173.90
KEECH	0.00	0.00	0.00	0.00	0.00	0.00	0.00	0.00	0.00	0.00	3.50	167.20	170.70
MAIER	132.20	170.80	166.70	207.50	194.00	175.50	206.00	166.00	174.60	183.30	202.70	159.90	2139.20
SAGE	164.20	181.50	154.50	178.10	169.00	157.70	168.80	143.50	158.20	151.70	160.10	148.90	1936.20
SITLER	156.60	183.60	139.90	175.80	161.20	164.50	170.50	150.30	152.20	176.30	179.70	147.00	1957.60
CIRCUIT TOTAL	984.90	1102.30	924.00	1091.60	1038.60	958.90	1087.30	937.60	992.30	1027.00	1056.30	1096.80	12297.60
10TH CIRCUIT													
BUFFINGTON	366.00	184.50	161.00	185.00	176.00	171.00	188.10	163.90	167.00	176.80	186.20	161.10	2286.60
GRIFFITH C	0.00	0.00	0.00	0.00	0.00	0.00	98.40	88.60	87.00	82.40	83.80	93.40	533.60
GRIFFITH M	0.00	0.00	0.00	0.00	0.00	0.00	5.20	0.00	0.00	0.00	0.00	0.00	5.20
HAYDEN	0.00	0.00	0.00	72.20	168.00	156.00	182.00	149.00	143.00	168.50	160.50	153.50	1352.70
MCMILLION	169.70	190.55	145.40	173.20	147.65	147.00	189.35	150.80	163.35	181.90	173.30	88.60	1920.80
MICHELSON	144.90	170.35	155.50	205.25	204.25	40.00	0.00	0.00	0.00	0.00	0.00	0.00	920.25
MOORE	174.00	184.00	166.00	182.50	177.00	167.00	182.00	169.50	164.00	93.00	187.40	165.00	2011.40
NOGGY	237.30	187.20	163.60	194.70	274.30	171.50	225.60	197.80	197.65	193.50	205.60	190.60	2439.35
TURNER	137.00	167.50	118.00	179.00	157.00	158.00	147.00	145.00	157.50	154.00	166.90	152.00	1838.90
VILLANUEVA-MATKOVICH	250.70	93.50	0.00	0.00	0.00	0.00	0.00	0.00	0.00	0.00	0.00	0.00	344.20
CIRCUIT TOTAL	1479.60	1177.60	909.50	1191.85	1304.20	1010.50	1217.65	1064.60	1079.50	1050.10	1163.70	1004.20	13653.00
11TH CIRCUIT													
DANIELL	124.00	45.50	119.00	69.70	69.50	42.70	18.00	139.50	168.00	175.00	127.50	134.00	1232.40
HEBB	0.00	0.00	0.00	0.00	0.00	0.00	0.00	137.00	178.35	180.10	181.70	174.40	851.55
LORENSEN	181.30	190.70	186.90	237.60	158.30	176.80	239.00	159.30	106.70	195.00	206.70	141.20	2179.50
PARAGAMIAN	0.00	0.00	0.00	0.00	0.00	0.00	0.00	22.80	152.70	159.70	177.90	132.50	645.60
PAULEY	139.75	199.05	141.50	173.35	22.00	0.00	0.00	2.00	0.00	0.00	0.00	0.00	677.65
TATANO	155.75	163.90	154.90	134.70	132.00	149.20	121.00	1.50	0.00	0.00	0.00	0.00	1012.95
CIRCUIT TOTAL	600.80	599.15	602.30	615.35	381.80	368.70	378.00	462.10	605.75	709.80	693.80	582.10	6599.65

CIRCUIT	JUL	AUG	SEP	OCT	NOV	DEC	JAN	FEB	MAR	APR	MAY	JUN	TOTAL
12TH CIRCUIT													
BECKNER	180.00	210.50	169.50	178.80	185.50	158.00	194.00	200.00	177.50	197.00	169.50	178.90	2199.20
CATLETT	168.00	176.50	159.50	200.00	178.50	161.50	191.50	161.50	166.50	175.00	189.00	160.50	2088.00
REES	183.10	173.40	165.10	187.60	175.30	167.50	188.10	155.30	163.80	168.10	176.20	162.60	2066.10
THOMPSON	176.80	181.10	165.00	184.30	178.50	165.00	173.80	147.50	157.50	165.50	175.50	152.00	2022.50
CIRCUIT TOTAL	707.90	741.50	659.10	750.70	717.80	652.00	747.40	664.30	665.30	705.60	710.20	654.00	8375.80
13TH CIRCUIT													
ANDERSON	145.50	190.75	154.00	201.45	184.25	170.75	198.50	172.50	166.00	177.25	180.00	184.00	2124.95
ASHLEY	185.00	193.50	172.80	196.00	179.50	170.00	190.50	178.50	183.00	173.00	173.50	157.50	2152.80
AYERS	224.00	213.20	196.70	211.00	217.20	193.50	217.80	184.70	202.10	219.10	213.60	190.40	2483.30
BAILEY	12.00	182.40	155.62	194.74	175.95	8.00	18.00	120.50	168.00	8.00	174.50	159.75	1377.46
BLAIR	180.50	48.00	0.00	0.00	0.00	0.00	2.00	0.00	0.00	0.00	0.00	0.00	230.50
BROWN	185.50	241.00	223.50	183.00	156.00	171.00	182.00	154.00	166.50	170.50	176.00	159.50	2168.50
BYRNE	176.00	184.20	159.80	184.50	175.00	167.70	184.10	161.40	169.50	176.80	184.40	170.50	2093.90
CAMPBELL	195.25	144.00	132.00	185.00	189.50	111.50	195.00	173.00	169.50	176.50	184.50	164.25	2020.00
CASTELLE	200.10	197.80	181.40	202.10	184.10	205.10	208.90	196.50	176.80	215.10	187.20	170.20	2325.30
CHISOLM	169.00	189.00	156.70	184.20	177.30	148.80	180.20	166.30	161.00	158.70	232.20	167.60	2091.00
COGAR MURRAY	175.00	184.90	168.15	183.10	177.10	166.95	186.40	161.00	166.50	176.00	184.00	163.25	2092.35
CRAIG	174.00	184.50	158.00	180.50	154.50	166.00	192.75	84.00	168.00	176.50	185.00	164.00	1987.75
CUNNINGHAM	0.00	0.00	0.00	0.00	8.25	136.50	171.50	157.50	161.25	177.25	188.25	173.50	1174.00
DICKINSON	176.00	186.50	152.00	182.50	176.00	168.00	184.00	159.50	168.00	176.00	186.00	178.00	2092.50
EDDIE	174.73	76.20	0.00	0.00	0.00	0.00	2.00	0.00	0.00	0.00	0.00	0.00	252.93
FORD	0.00	44.70	185.00	189.90	187.40	173.40	201.70	172.10	207.00	190.10	197.60	180.30	1929.20
GEIGER	156.00	168.00	158.00	163.00	0.00	0.00	2.00	0.00	0.00	0.00	0.00	0.00	647.00
HAYES	181.00	0.00	0.00	0.00	0.00	0.00	2.00	0.00	0.00	0.00	0.00	0.00	183.00
HILL	0.00	81.00	135.00	175.50	146.00	142.00	171.00	138.50	151.00	175.50	158.50	144.00	1618.00
HOLICKER	144.30	213.10	146.50	199.60	172.00	176.55	223.00	198.00	185.00	182.00	0.00	0.00	1840.05
MICHELSON	0.00	0.00	0.00	0.00	0.00	64.00	166.00	164.00	152.75	185.50	198.00	230.25	1160.50
MILLER	0.00	0.00	116.00	168.00	167.00	158.50	173.50	172.00	161.00	171.50	183.25	152.50	1623.25
PANUCCI	174.55	190.25	159.90	189.20	175.45	169.00	194.40	159.50	165.65	179.25	190.25	157.50	2104.90
SHAVERS-FLETCHER	175.75	183.00	160.50	182.50	177.50	168.50	181.75	156.50	168.25	197.75	184.00	161.25	2097.25
SHEETS	162.50	177.00	156.00	179.50	161.50	165.50	184.00	147.00	163.50	171.50	167.50	150.25	1985.75
TARR	175.30	185.70	158.60	182.70	187.20	159.50	192.10	159.25	162.50	186.75	194.70	169.25	2113.55
CIRCUIT TOTAL	3541.98	3658.70	3386.17	3917.99	3528.70	3360.75	3398.30	3536.25	3742.80	3820.55	3922.95	3547.75	43969.69

CIRCUIT	JUL	AUG	SEP	OCT	NOV	DEC	JAN	FEB	MAR	APR	MAY	JUN	TOTAL
15TH CIRCUIT													
BLAIR	149.40	174.00	120.58	101.00	43.30	0.00	0.00	0.00	0.00	0.00	0.00	0.00	588.28
COOK	144.40	172.00	144.00	152.68	141.40	123.30	173.10	130.60	154.30	102.90	132.10	127.00	1697.78
DAVIS	163.50	179.80	145.40	175.50	160.00	125.60	167.80	126.20	144.00	165.00	175.50	146.50	1874.80
HAGER	164.70	174.80	140.40	172.60	146.80	135.50	157.10	136.20	155.60	171.50	162.30	150.80	1868.30
REECE	170.00	186.00	162.00	174.00	153.00	143.00	169.50	147.00	159.00	176.00	168.00	153.30	1960.80
SHOCKLEY	0.00	0.00	0.00	0.00	0.00	0.00	134.40	137.80	146.30	160.30	156.50	137.50	872.80
SINKKANEN	158.20	170.20	162.30	161.50	136.50	125.60	163.60	143.80	153.40	166.00	168.60	142.50	1852.20
SKEEN	166.60	170.40	161.80	173.50	148.60	118.10	179.80	132.80	156.40	169.40	167.10	163.90	1908.40
ULRICH	183.10	182.90	127.20	180.00	154.00	138.30	170.30	140.10	158.50	179.80	170.60	156.70	1941.50
CIRCUIT TOTAL	1299.90	1410.10	1163.68	1290.78	1083.60	909.40	1315.60	1094.50	1227.50	1290.90	1300.70	1178.20	14564.86
18TH CIRCUIT													
GIGGENBACH	138.90	180.10	142.30	147.30	183.80	161.20	170.80	132.10	169.60	173.30	141.50	133.80	1874.70
GOODRICH	145.30	200.40	148.90	179.80	172.20	162.10	159.40	149.60	168.30	166.00	188.70	172.10	2012.80
VOORHIS	214.50	187.00	148.10	184.70	172.30	177.80	250.60	160.90	164.90	269.50	225.90	217.20	2373.40
CIRCUIT TOTAL	498.70	567.50	439.30	511.80	528.30	501.10	580.80	442.60	502.80	608.80	556.10	523.10	6260.90
23RD CIRCUIT													
ADAMS	169.00	183.00	166.00	176.00	169.30	183.30	176.00	151.60	171.60	184.00	156.00	152.00	2037.80
DAMBRO	186.00	172.00	144.00	182.00	168.00	168.00	0.00	0.00	0.00	0.00	0.00	0.00	1020.00
DAVIS	161.80	153.90	128.80	148.20	150.80	117.30	124.00	91.50	118.71	145.30	252.38	171.75	1764.44
DEHAVEN	167.20	126.40	131.25	187.05	202.00	176.25	194.25	164.75	184.75	197.20	194.10	142.60	2067.80
DELANEY	171.20	182.20	150.70	181.60	162.00	108.30	155.00	177.50	187.50	213.05	207.15	167.50	2063.70
GEIGER	0.00	0.00	0.00	0.00	0.00	0.00	1.00	0.00	147.26	41.50	8.50	0.00	198.26
GREENBAUM	559.00	166.00	154.00	168.00	148.00	167.00	184.00	132.10	149.30	151.30	145.00	141.00	2264.70
KENT JR.	161.30	126.15	151.00	177.25	154.50	140.25	164.50	150.50	150.50	157.50	182.00	150.50	1865.95
LAWSON	153.50	150.00	128.00	151.00	113.25	127.00	168.00	138.00	145.00	111.00	152.20	89.50	1626.45
PHILLIPS	182.00	187.00	153.00	178.00	165.00	145.00	172.60	134.60	150.00	158.90	150.30	133.00	1909.40
RASHEED	0.00	0.00	0.00	0.00	0.00	0.00	0.00	0.00	0.00	0.00	0.00	84.50	84.50
SPEAKER	173.00	181.50	141.50	178.75	140.55	165.90	183.60	149.60	168.10	171.30	167.40	144.80	1966.00
STANLEY	147.00	180.50	168.75	192.00	187.00	143.50	192.10	180.00	203.75	167.75	175.50	163.00	2100.85
WHITEOAK	156.90	166.90	136.20	168.60	165.50	152.00	168.10	80.50	147.50	156.50	157.00	146.00	1801.70
CIRCUIT TOTAL	2387.90	1975.55	1753.20	2088.45	1925.90	1793.80	1883.15	1550.65	1923.97	1855.30	1947.53	1686.15	22771.55

CIRCUIT	JUL	AUG	SEP	OCT	NOV	DEC	JAN	FEB	MAR	APR	MAY	JUN	TOTAL
24TH CIRCUIT													
PREECE	175.00	174.50	149.50	184.50	193.00	174.50	218.00	174.00	192.50	190.00	217.00	189.50	2232.00
QUEEN	0.00	0.00	0.00	0.00	0.00	0.00	0.00	127.00	166.00	171.00	167.00	183.10	814.10
SMITH	161.50	168.20	126.00	151.00	148.00	160.00	160.00	8.00	0.00	0.00	0.00	0.00	1082.70
CIRCUIT TOTAL	336.50	342.70	275.50	335.50	341.00	334.50	378.00	309.00	358.50	361.00	384.00	372.60	4128.80
25TH CIRCUIT													
JONES	105.30	114.60	99.80	73.50	46.00	32.80	50.20	0.50	0.00	0.00	0.00	0.00	522.70
LOCKWOOD	0.00	0.00	0.00	0.00	0.00	0.00	0.00	71.60	158.75	171.60	171.40	156.10	729.45
MURPHY	171.40	182.10	173.50	170.50	162.40	146.00	170.90	153.50	158.10	170.85	157.80	165.20	1982.25
WHITE	169.40	188.40	162.00	180.00	176.50	166.30	133.60	176.20	121.45	130.80	120.20	109.60	1834.45
WOODS	179.00	210.00	162.90	199.90	142.20	174.20	163.00	139.10	154.70	171.60	183.60	155.50	2035.70
CIRCUIT TOTAL	625.10	695.10	598.20	623.90	527.10	519.30	517.70	540.90	593.00	644.85	633.00	586.40	7104.55
28TH CIRCUIT													
HURLEY	179.50	189.10	163.10	195.60	166.80	149.60	178.90	162.40	170.60	179.00	191.70	170.90	2097.20
STANTON	188.50	194.90	163.60	185.60	166.80	144.80	179.30	155.90	165.90	178.90	186.58	165.20	2075.98
CIRCUIT TOTAL	368.00	384.00	326.70	381.20	333.60	294.40	358.20	318.30	336.50	357.90	378.28	336.10	4173.18
30TH CIRCUIT													
FOLEY	165.40	174.10	151.50	201.20	169.00	151.00	184.80	150.00	163.00	164.50	179.40	170.70	2024.60
KNOPP	178.80	172.50	139.20	217.60	189.80	167.80	194.90	156.70	165.50	189.10	164.40	153.20	2089.50
MCCUNE	147.60	135.10	129.20	157.20	139.80	152.20	151.60	146.70	145.20	137.80	172.50	160.20	1775.10
SNYDER	57.20	62.10	64.40	55.30	59.10	39.10	0.00	0.00	0.00	0.00	0.00	0.00	337.20
CIRCUIT TOTAL	549.00	543.80	484.30	631.30	557.70	510.10	531.30	453.40	473.70	491.40	516.30	484.10	6226.40
STATE TOTAL	19013.21	18853.87	16377.71	18978.76	17227.31	15862.06	17718.39	15771.07	17151.67	17984.76	18058.61	16596.06	210200.28

**PUBLIC DEFENDER CORPORATIONS
CASES AND CHARGES REPRESENTED:
PENDING, OPENED, AND CLOSED
BY CASE TYPE**

Public Defender Corporations Caseload for FY 2002

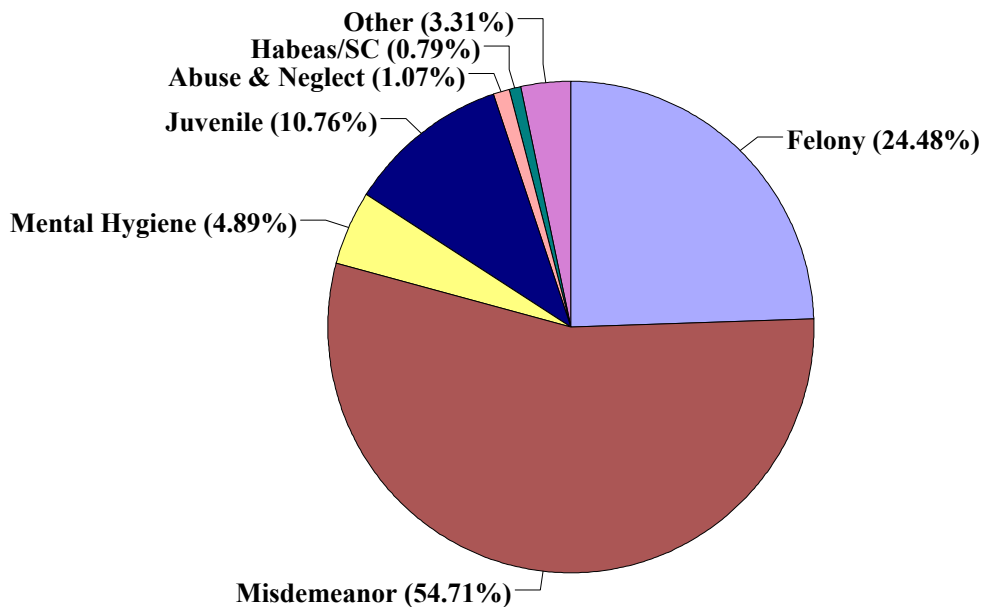
(CASES REPRESENTED)

Felony	6937
Misdemeanor	15503
Mental Hygiene	1385
Juvenile	3049
Abuse & Neglect	304
Habeas/SC	224
Other	937

Parole/Probation Revoc., Extradition, and Contempt

Total Caseload **28339**

PUBLIC DEFENDER CASELOAD FY 2002 by Case Type



PUBLIC DEFENDER CORPORATIONS
CASES REPRESENTED FY 2002
INCLUDES CARRYOVER AND NEW OPENED CASES

CIRCUIT/COUNTY	FELONY	MISDEMEAN	MENTAL		PAROLE				TOTAL
			HYGIENE	JUVENILE	PROBAT. REVOCAT.	TERMIN./ ABUSE	HABEAS SC	OTHER	
1ST CIRCUIT	386	1258	198	202	72	21	16	96	2249
2ND CIRCUIT	154	443	44	120	17	22	2	13	815
5TH CIRCUIT	160	489	117	57	2	27	4	12	868
6TH CIRCUIT	1105	2263	2	560	50	27	4	3	4014
7TH CIRCUIT	299	235	163	81	4	19	15	2	818
8TH CIRCUIT	388	991	12	110	4	20	1	7	1533
9TH CIRCUIT	448	1086	50	87	43	39	13	20	1786
10TH CIRCUIT	488	1023	259	194	61	22	0	6	2053
11TH CIRCUIT	188	350	84	108	6	11	5	15	767
12TH CIRCUIT	182	395	24	12	0	9	0	49	671
13TH CIRCUIT	1373	3174	0	427	9	0	136	26	5145
15TH CIRCUIT	417	770	79	276	53	18	3	120	1736
18TH CIRCUIT	105	155	67	33	2	7	9	17	395
23RD CIRCUIT	605	1306	36	307	33	0	9	73	2369
24TH CIRCUIT	157	305	0	147	0	0	0	4	613
25TH CIRCUIT	186	648	83	113	19	23	6	15	1093
28TH CIRCUIT	127	290	57	50	2	27	0	14	567
30TH CIRCUIT	169	322	110	165	9	12	1	59	847
TOTALS	6937	15503	1385	3049	386	304	224	551	28339

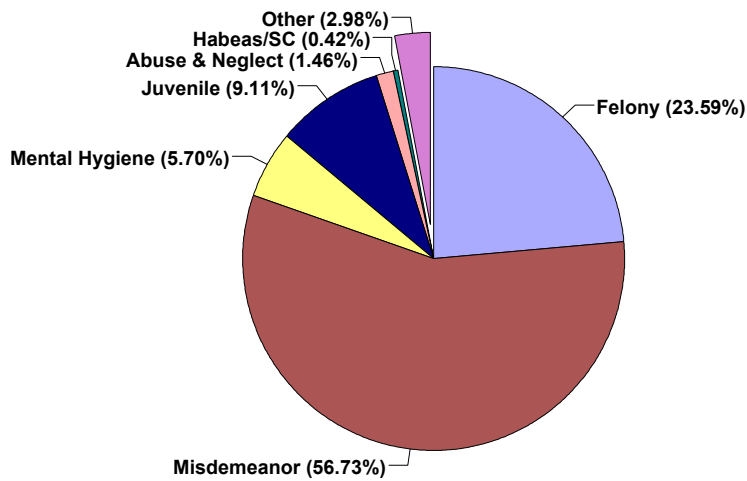
Public Defender Corporations New Open Cases for FY 2002

Felony	5622
Misdemeanor	13518
Mental Hygiene	1359
Juvenile	2171
Abuse & Neglect	347
Habeas/SC	101
Other	711

Parole/Probation Revoc., Extradition, and Contempt

Total Caseload **23829**

PUBLIC DEFENDER NEW OPEN CASES FY 2002 by Case Type



PUBLIC DEFENDER CORPORATIONS
NEW CASES OPENED BY CASE TYPE FOR FY 2002

CIRCUIT	FELONY	MISDEMEAN	MENTAL HYGIENE	JUVENILE	PAROLE PROBAT. REVOCAT	TERMIN/ ABUSE	HABEAS/ SC	OTHER	TOTAL CASES
1ST CIRCUIT	335	1215	197	162	66	13	13	86	2087
2ND CIRCUIT	150	442	44	105	17	13	2	12	785
5TH CIRCUIT	153	467	117	55	2	24	3	10	831
6TH CIRCUIT	917	1933	2	274	45	22	2	3	3198
7TH CIRCUIT	249	216	163	78	4	18	15	2	745
8TH CIRCUIT	215	667	8	57	1	13	0	1	962
9TH CIRCUIT	429	1060	50	71	37	31	11	20	1709
10TH CIRCUIT	457	975	259	176	54	15	0	6	1942
11TH CIRCUIT	165	323	83	81	5	8	3	13	681
12TH CIRCUIT	180	394	24	12	0	9	0	49	668
13TH CIRCUIT	834	2288	0	227	1	0	32	7	3389
15TH CIRCUIT	368	726	77	241	53	11	2	112	1590
18TH CIRCUIT	92	147	67	25	2	6	6	16	361
23RD CIRCUIT	534	1221	36	284	32	0	7	70	2184
24TH CIRCUIT	133	290	0	111	0	0	0	4	538
25TH CIRCUIT	144	568	77	88	18	12	5	14	926
28TH CIRCUIT	120	281	54	40	2	20	0	14	531
30TH CIRCUIT	147	305	101	84	8	6	0	51	702
TOTAL	5622	13518	1359	2171	347	221	101	490	23829

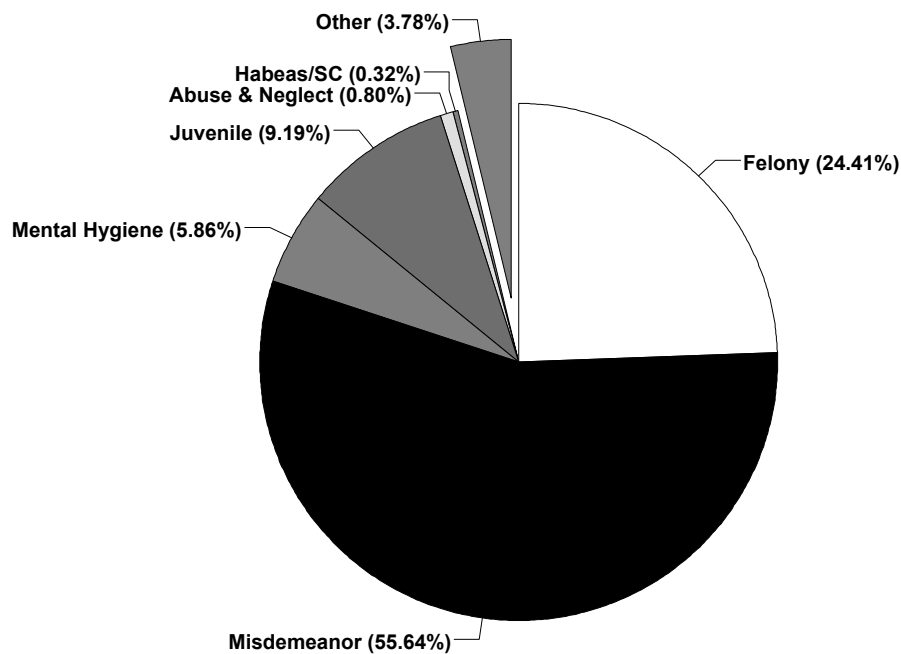
Public Defender Corporations Closed Cases for FY2002

Felony	5445
Misdemeanor	12413
Mental Hygiene	1307
Juvenile	2050
Abuse & Neglect	179
Habeas/SC	71
Other	844

Parole/Probation Revoc.,
Extradition, and Contempt

Total Caseload 22309

PUBLIC DEFENDER CLOSED CASES FY 2002 by Case Type



PUBLIC DEFENDER CORPORATIONS
NEW CASES CLOSED BY CASE TYPE FOR FY 2002

CIRCUIT	FELONY	MISDEMEAN	MENTAL HYGIENE	JUVENILE	PAROLE PROBAT. REVOCAT	TERMIN/ ABUSE	HABEAS/ SC	OTHER	TOTAL CASES
1ST CIRCUIT	301	1003	176	130	62	5	8	57	1742
2ND CIRCUIT	148	451	59	120	14	11	2	16	821
5TH CIRCUIT	150	455	116	52	2	27	1	12	815
6TH CIRCUIT	846	2066	0	268	33	9	0	6	3228
7TH CIRCUIT	245	147	162	43	3	10	16	2	628
8TH CIRCUIT	91	387	2	17	0	6	0	0	503
9TH CIRCUIT	341	993	49	73	33	31	7	19	1546
10TH CIRCUIT	467	1101	196	236	57	22	1	11	2091
11TH CIRCUIT	135	318	89	61	3	11	0	8	625
12TH CIRCUIT	152	378	25	10	0	4	3	49	621
13TH CIRCUIT	905	1756	0	258	8	0	14	24	2965
15TH CIRCUIT	536	776	90	271	66	8	6	155	1908
18TH CIRCUIT	65	150	79	13	3	6	3	14	333
23RD CIRCUIT	569	1276	37	300	37	0	7	46	2272
24TH CIRCUIT	131	277	0	69	0	0	0	4	481
25TH CIRCUIT	100	366	63	43	6	8	1	11	598
28TH CIRCUIT	133	264	64	49	0	10	0	19	539
30TH CIRCUIT	130	249	100	37	6	11	2	58	593
TOTAL	5445	12413	1307	2050	333	179	71	511	22309

PUBLIC DEFENDER CORPORATIONS

TOTAL CHARGES FOR NEW CASES CLOSED BY CASE TYPE FOR FY 2002

CIRCUIT COUNTY	FELONY		MISDEMEANOR		MENTAL HYGIENE		JUVENILE		PAROLE PROBATION REVOCAATION		TERMINATION/ ABUSE		HABEAS SUP. COURT		OTHER		
	PRI	CHGS	PRI	CHGS	PRI	CHGS	PRI	CHGS	PRI	CHGS	PRI	CHGS	PRI	CHGS	PRI	CHGS	
1ST CIRCUIT	301	498	1003	1538	176	176	130	149	62	62	5	8	8	8	57	62	
2ND CIRCUIT	148	340	451	806	59	59	120	190	14	14	11	15	2	2	16	18	
5TH CIRCUIT	150	370	455	865	116	117	52	70	2	2	27	58	1	1	12	16	
6TH CIRCUIT	846	1361	2066	3240	0	0	268	311	33	33	9	10	0	0	6	6	
7TH CIRCUIT	245	614	147	337	162	162	43	43	3	3	10	16	16	16	2	2	
8TH CIRCUIT	91	240	387	683	2	2	17	27	0	0	6	6	0	0	0	0	
9TH CIRCUIT	341	1426	993	1759	49	49	73	119	33	34	31	51	7	7	19	19	
10TH CIRCUIT	467	974	1101	2022	196	196	236	351	57	58	22	31	1	1	11	11	
11TH CIRCUIT	135	333	318	537	89	89	61	89	3	3	11	13	0	0	8	9	
12TH CIRCUIT	152	431	378	790	25	25	10	23	0	0	4	6	3	6	49	93	
13TH CIRCUIT	905	1616	1756	3408	0	0	258	436	8	8	0	0	14	15	24	31	
15TH CIRCUIT	536	1163	776	1277	90	91	271	478	66	71	8	18	6	6	155	162	
18TH CIRCUIT	65	120	150	284	79	79	13	23	3	3	6	7	3	3	14	18	
23RD CIRCUIT	569	1179	1276	2778	37	37	300	408	37	45	0	0	7	7	46	167	
24TH CIRCUIT	131	303	277	417	0	0	69	91	0	0	0	0	0	0	4	4	
25TH CIRCUIT	100	270	366	800	63	63	43	59	6	6	8	20	1	1	11	11	
28TH CIRCUIT	133	332	264	433	64	75	49	62	0	0	10	10	0	0	19	20	
30TH CIRCUIT	130	304	249	504	100	100	37	45	6	6	11	21	2	2	58	64	
TOTAL	5445	11874	12413	22478	1307	1320	2050	2974	333	348	179	290	71	75	511	713	
															TOTAL CHARGES		40072
															TOTAL CASES		22309

**APPENDIX C:
APPOINTED COUNSEL/PUBLIC DEFENDER
COMPARISONS
AVERAGE COSTS BY JUDICIAL CIRCUIT**

APPOINTED COUNSEL

AVERAGE COSTS BY JUDICIAL CIRCUITS FY FY 2002

CIRCUIT	HOURS	CASES	DOLLARS	COST PER HOUR	COST PER CASE
1ST	10,094.60	559	\$537,470.32	\$53.24	\$961.49
2ND	2,761.50	258	\$139,681.45	\$50.58	\$541.40
3RD	7,896.10	414	\$445,332.93	\$56.40	\$1,075.68
4TH	24,043.12	2484	\$1,452,226.48	\$60.40	\$584.63
5TH	10,294.78	813	\$528,853.78	\$51.37	\$650.50
6TH	9,495.29	1487	\$533,699.10	\$56.21	\$358.91
7TH	7,374.00	720	\$382,089.55	\$51.82	\$530.68
8TH	2,840.10	137	\$140,941.39	\$49.63	\$1,028.77
9TH	7,146.03	487	\$414,331.52	\$57.98	\$850.78
10TH	8,631.40	574	\$475,034.55	\$55.04	\$827.59
11TH	4,922.77	294	\$248,187.23	\$50.42	\$844.17
12TH	1,806.40	120	\$88,238.15	\$48.85	\$735.32
13TH	17,788.46	2210	\$962,058.64	\$54.08	\$435.32
14TH	10,935.21	715	\$588,087.70	\$53.78	\$822.50
15TH	7,593.39	334	\$384,370.40	\$50.62	\$1,150.81
16TH	17,488.00	1589	\$887,755.62	\$50.76	\$558.69
17TH	10,245.70	912	\$538,622.45	\$52.57	\$590.59
18TH	4,489.57	209	\$226,940.58	\$50.55	\$1,085.84
19TH	6,130.50	780	\$297,211.22	\$48.48	\$381.04
20TH	8,122.40	647	\$410,339.94	\$50.52	\$634.22
21ST	7,018.10	582	\$365,925.29	\$52.14	\$628.74
22ND	8,935.10	612	\$506,044.16	\$56.64	\$826.87
23RD	12,154.70	812	\$796,553.97	\$65.53	\$980.98
24TH	5,920.60	365	\$329,536.26	\$55.66	\$902.84
25TH	8,064.80	597	\$425,512.06	\$52.76	\$712.75
26TH	12,494.10	1172	\$656,834.08	\$52.57	\$560.44
27TH	3,885.20	503	\$232,506.62	\$59.84	\$462.24
28TH	2,460.50	140	\$125,348.83	\$50.94	\$895.35
29TH	9,670.07	742	\$497,110.33	\$51.41	\$669.96
30TH	3,133.47	259	\$163,414.34	\$52.15	\$630.94
31ST	3,748.80	285	\$207,287.25	\$55.29	\$727.32

**APPOINTED COUNSEL AND PUBLIC DEFENDER CORPORATIONS
 AVERAGE COSTS BY JUDICIAL CIRCUIT FOR FY 2002**

CIRCUIT	APPOINTED COUNSEL					PUBLIC DEFENDER CORP.				
	HOURS	CASES	DOLLARS	COST PER HOUR	COST PER CASE	HOURS	CASES	DOLLARS	COST PER HOUR	COST PER CASE
1ST	10094.60	559	\$537,470.32	\$53.24	\$961.49	13439.41	2249	\$781,467.70	\$58.15	\$347.47
2ND	2761.50	258	\$139,681.45	\$50.58	\$541.40	6807.71	815	\$291,595.70	\$42.83	\$357.79
5TH	10294.78	813	\$528,853.78	\$51.37	\$650.50	8056.43	868	\$368,871.70	\$45.79	\$424.97
6TH/24TH	15415.89	1852	\$893,235.36	\$57.94	\$482.31	26031.92	4627	\$1,059,757.70	\$40.71	\$229.04
7TH	7374.00	720	\$382,089.55	\$51.82	\$530.68	7053.83	818	\$260,449.70	\$36.92	\$318.40
8TH	2840.10	137	\$140,941.39	\$49.63	\$1,028.77	2813.80	1533	\$288,699.70	\$102.60	\$188.32
9TH	7146.03	487	\$414,331.52	\$57.98	\$850.78	12297.60	1786	\$687,409.70	\$55.90	\$384.89
10TH	8631.40	574	\$475,034.55	\$55.04	\$827.59	13653.00	2053	\$624,773.70	\$45.76	\$304.32
11TH	4922.77	294	\$248,187.23	\$50.42	\$844.17	6599.65	767	\$305,793.70	\$46.33	\$398.69
12TH	1806.40	120	\$88,238.15	\$48.85	\$735.32	8375.80	671	\$373,823.70	\$44.63	\$557.11
13TH	17788.46	2210	\$962,058.64	\$54.08	\$435.32	43969.69	5145	\$2,667,024.79	\$60.66	\$518.37
15TH	7593.39	334	\$384,370.40	\$50.62	\$1,150.81	14564.86	1736	\$717,134.70	\$49.24	\$413.10
18TH	4489.57	209	\$226,940.58	\$50.55	\$1,085.84	6260.90	395	\$296,734.70	\$47.39	\$751.23
23RD	12154.70	812	\$796,553.97	\$65.53	\$980.98	22771.55	2369	\$1,464,554.70	\$64.32	\$618.22
25TH	8064.80	597	\$425,512.06	\$52.76	\$712.75	7104.55	1093	\$460,421.70	\$64.81	\$421.25
28TH	2460.50	140	\$125,348.83	\$50.94	\$895.35	4173.18	567	\$262,871.70	\$62.99	\$463.62
30TH	3133.47	259	\$163,414.34	\$52.15	\$630.94	6226.40	847	\$427,688.70	\$68.69	\$504.95

**APPOINTED COUNSEL AND PUBLIC DEFENDER CORPORATIONS
 AVERAGE COSTS BY JUDICIAL CIRCUIT FOR FY 2002 (CLOSED CASES)**

CIRCUIT	APPOINTED COUNSEL					PUBLIC DEFENDER CORP.				
	HOURS	CASES	DOLLARS	COST PER HOUR	COST PER CASE	HOURS	CLOSED CASES	DOLLARS	COST PER HOUR	COST PER CASE
1ST	10094.60	559	\$537,470.32	\$53.24	\$961.49	13439.41	1742	\$781,467.70	\$58.15	\$448.60
2ND	2761.50	258	\$139,681.45	\$50.58	\$541.40	6807.71	821	\$291,595.70	\$42.83	\$355.17
5TH	10294.78	813	\$528,853.78	\$51.37	\$650.50	8056.43	815	\$368,871.70	\$45.79	\$452.60
6TH/24TH	15415.89	1852	\$893,235.36	\$57.94	\$482.31	26031.92	3709	\$1,059,757.70	\$40.71	\$285.73
7TH	7374.00	720	\$382,089.55	\$51.82	\$530.68	7053.83	628	\$260,449.70	\$36.92	\$414.73
8TH	2840.10	137	\$140,941.39	\$49.63	\$1,028.77	2813.80	503	\$288,699.70	\$102.60	\$573.96
9TH	7146.03	487	\$414,331.52	\$57.98	\$850.78	12297.60	1546	\$687,409.70	\$55.90	\$444.64
10TH	8631.40	574	\$475,034.55	\$55.04	\$827.59	13653.00	2091	\$624,773.70	\$45.76	\$298.79
11TH	4922.77	294	\$248,187.23	\$50.42	\$844.17	6599.65	625	\$305,793.70	\$46.33	\$489.27
12TH	1806.40	120	\$88,238.15	\$48.85	\$735.32	8375.80	621	\$373,823.70	\$44.63	\$601.97
13TH	17788.46	2210	\$962,058.64	\$54.08	\$435.32	43969.69	2965	\$2,667,024.79	\$60.66	\$899.50
15TH	7593.39	334	\$384,370.40	\$50.62	\$1,150.81	14564.86	1908	\$717,134.70	\$49.24	\$375.86
18TH	4489.57	209	\$226,940.58	\$50.55	\$1,085.84	6260.90	333	\$296,734.70	\$47.39	\$891.10
23RD	12154.70	812	\$796,553.97	\$65.53	\$980.98	22771.55	2272	\$1,464,554.70	\$64.32	\$644.61
25TH	8064.80	597	\$425,512.06	\$52.76	\$712.75	7104.55	598	\$460,421.70	\$64.81	\$769.94
28TH	2460.50	140	\$125,348.83	\$50.94	\$895.35	4173.18	539	\$262,871.70	\$62.99	\$487.70
30TH	3133.47	259	\$163,414.34	\$52.15	\$630.94	6226.40	593	\$427,688.70	\$68.69	\$721.23

**APPENDIX D:
APPOINTED COUNSEL INDEX
PAYEE TOTAL FOR FISCAL YEAR 2002**

**WEST VIRGINIA PUBLIC DEFENDER SERVICES
APPOINTED COUNSEL FEES & EXPENSES PAID**

FISCAL YEAR 2002

DESCENDING ORDER BY TOTAL \$

Appointed Counsel and Service Providers Separate

PAYEE	VOUCHER TOTAL	# OF CLAIMS
REXROAD WILLETT & NANNERS PLLC	\$217,605.02	246
VICTOR VICTOR & HELGOE LLP	\$207,754.32	297
CLAGETT & GOREY	\$172,283.88	423
HAUGHT IRA M	\$121,770.89	59
RUSEN & WHITE PLLC	\$115,995.07	190
SKAGGS G ERNEST	\$113,353.37	121
RADCLIFF PATRICK LC	\$110,297.56	114
BELLOMY & TURNER	\$102,535.68	184
SIMS JOHN G	\$100,498.52	185
STAPLETON LAW OFFICES LC	\$100,157.03	74
WHITEMAN FRANCES C	\$93,531.92	109
STOBBS R RUSSELL	\$91,184.75	133
SHERMAN LAWRENCE E JR LC	\$90,846.44	46
COREY DANIEL S	\$90,353.00	104
STEVEN A JONES LC	\$85,041.81	98
SUMMERS WILLIAM B	\$83,771.60	160
RADMAN SCOTT S	\$81,690.54	172
POWELL JAMES MILTON	\$80,874.65	77
WHITE KEITH	\$80,006.47	116
HAWKINS JAMES E JR	\$78,826.58	350
FREEMAN & NIEZGODA PLLC	\$78,229.26	158
WHITEMAN BURDETTE PLLC	\$76,745.81	136
GORDON MARGARET A B	\$76,210.26	44
BRISCOE L SCOTT	\$76,116.28	104
WINDOM RODNEY C	\$73,347.78	24
ESPOSITO & ESPOSITO	\$72,944.04	117
BRYANT CARL P	\$72,713.83	133
WILLIAMS JOHN E JR	\$72,553.67	41
DILLON WELLS H	\$69,476.29	101
TATE REBECCA L	\$68,185.42	69
BROWN & LEVICOFF	\$66,895.34	73
ORTEZA AILYNN MAE	\$66,832.64	56
WALLACE MICHAEL K	\$66,817.00	120
HALL DWIGHT R	\$66,712.50	124
ISNER JUDITH A	\$66,096.33	33
KING WAYNE	\$65,516.50	44
SHAW R MICHAEL LC	\$65,124.00	177
TROISI JOSEPH G	\$64,865.02	76
KARICKHOFF DAVID	\$64,602.29	122
RHODES JAMES RANDALL	\$64,124.84	65
BENFORD LEE F II	\$64,061.04	86
ZIEGLER & GUNNOE	\$63,506.82	100
MAZZEI ROCCO E	\$63,336.95	54
SAMMONS OLIVERO & PARASCHOS	\$62,748.39	49

WEST VIRGINIA PUBLIC DEFENDER SERVICES
APPOINTED COUNSEL FEES & EXPENSES PAID
FISCAL YEAR 2002
DESCENDING ORDER BY TOTAL \$
Appointed Counsel and Service Providers Separate

PAYEE	VOUCHER TOTAL	# OF CLAIMS
SPONAUGLE KEVIN C	\$61,028.60	44
BAGBY STEVE	\$59,842.58	74
SHAY DANA R	\$59,830.66	59
LAISHLEY JOHN	\$59,614.77	216
FITZ STEPHEN S	\$59,497.00	70
JARRELL ROBERT STEPHEN	\$59,109.14	98
CURRY DENNIS H	\$58,384.16	50
VALENTINO WILLIAM RIDER	\$58,135.61	85
MCDERMOTT & BONENBERGER PLLC	\$57,792.06	97
HYER & LITTLEPAGE	\$56,661.89	64
ORNDORFF DAVID L	\$55,694.09	52
ARBUCKLE DOUGLAS H	\$55,616.35	65
FERRIS HOWARD M	\$55,130.50	213
HARVEY & JANUTOLO	\$55,020.92	77
KRIVONYAK JOHN C	\$54,878.60	252
ARNOLD S ANDREW	\$54,629.05	75
MULLINS CHARLES B II	\$54,435.50	74
SEE & DOWNING	\$54,013.03	73
HARTMAN & HARTMAN PLLC	\$53,767.78	67
RICE DAYA MASADA	\$53,246.81	38
KIRK THOMAS L	\$53,070.22	56
MANYPENNY J PERRY	\$52,219.94	110
COLLINS & COURTRIGHT	\$51,726.80	91
CASEY JAMES M	\$51,681.69	71
SCHOEN PATTI ANN	\$51,100.28	61
MOSES JOSEPH J	\$50,548.94	60
CLINE MICHAEL R	\$49,966.00	88
LESTER WILLIAM M	\$49,514.53	79
BURDETTE KRISTINE ADELE	\$49,148.67	105
KEENER RAYMOND III	\$48,668.57	281
MCNEER HIGHLAND MCMUNN & VARNER LC	\$48,597.22	42
LANE PAUL E	\$47,784.41	59
STEPHENS GLORIA M	\$47,648.59	23
CRANDALL PYLES HAVILAND & TURNER LLP	\$46,913.25	73
BARR JACK C	\$46,050.74	101
SPURLOCK JAMES E	\$45,678.61	60
RODGERS JEFFREY S	\$44,701.29	61
JOHNSTON HOLROYD & ASSOCIATES	\$44,658.15	70
THOMPSON & WEATHERHOLT PLLC	\$44,497.16	84
KOSTOL KAREN B	\$44,064.67	62
NOGAY CATHRYN A	\$43,984.31	21
THORNE STEVEN M	\$43,886.50	124
ASKINTOWICZ JOHN W III	\$43,847.12	93
VANNOSTRAND & MORTON	\$43,805.33	53

**WEST VIRGINIA PUBLIC DEFENDER SERVICES
APPOINTED COUNSEL FEES & EXPENSES PAID**

FISCAL YEAR 2002

DESCENDING ORDER BY TOTAL \$

Appointed Counsel and Service Providers Separate

PAYEE	VOUCHER TOTAL	# OF CLAIMS
PRENTICE TIMOTHY H	\$43,115.50	76
JACKSON & KELLY	\$42,967.92	13
BAYLISS SHAWN D	\$42,607.62	90
LUPARDUS TIMOTHY P	\$42,300.99	110
SHOUGH SCOTT A	\$42,126.71	89
ROLLO EDMUND J	\$41,904.15	73
PANCAKE F CODY III	\$41,332.54	53
WALL RANDALL D	\$41,256.51	140
ELLEM JOHN N	\$40,907.65	127
WITT RICHARD C	\$40,830.56	33
DAVIS CHRISTOPHER A	\$40,813.33	52
ANDERSON PARKULO STANSBURY & ASSOCIATES LC	\$40,717.80	47
BULLMAN & BULLMAN	\$40,695.35	60
BALLARD EMMETT JESSEE	\$40,529.99	39
DOUGLASS ERNEST M	\$39,898.11	89
PRALL THOMAS J	\$39,883.34	118
GARRETT WILLIAM C	\$39,801.87	29
MANFORD BYRON CRAIG	\$39,697.89	21
SUTTON & JANELLE PLLC	\$39,185.92	49
NAVY L VICTOR	\$39,162.63	65
BRECKINRIDGE DAVIS & SPROLES PLLC	\$39,098.38	35
COOK & COOK	\$39,030.00	51
CARL KEATON & FRAZER PLLC	\$38,799.85	67
LOSEY ROBERT M	\$38,484.81	2
FORESTER WILLIAM T	\$38,248.94	86
GEARY & GEARY LC	\$38,171.12	52
FOLIO JOHN SAMUEL	\$38,121.39	25
SHAFFER JOSEPH F	\$37,898.44	18
WATERS WARNER & HARRIS	\$37,853.88	17
WOLFE DORWIN J LC INC	\$37,490.72	48
HIVELY HERBERT L II	\$37,321.28	103
GARRETT & GARRETT	\$37,171.86	37
NESSSEL KERRY A	\$37,131.52	33
CARR BRIAN KEITH	\$36,959.20	87
SPRIGGS LISA F	\$36,959.05	51
DUFFY KEVIN C	\$36,896.60	30
MORRIS GARY W II	\$36,856.50	26
LA NEVE & MILEY PLLC	\$36,470.50	33
TORRES GEORGE M	\$36,369.49	63
JUDY & JUDY	\$36,253.00	35
RUSSELL MELINDA L	\$35,863.13	27
SIMMONS EUGENE M	\$35,674.25	12
PALMER JAMES J III	\$35,587.71	31
ELDER JEFFREY A LC	\$35,412.00	50

**WEST VIRGINIA PUBLIC DEFENDER SERVICES
APPOINTED COUNSEL FEES & EXPENSES PAID**

FISCAL YEAR 2002

DESCENDING ORDER BY TOTAL \$

Appointed Counsel and Service Providers Separate

PAYEE	VOUCHER TOTAL	# OF CLAIMS
KERNS TIMOTHY J	\$35,331.00	63
REED & REED	\$35,155.95	34
GUTMANN RICHARD M LC	\$34,913.75	83
PHILLIPS GARDILL KAISER & ALTMAYER	\$34,830.97	14
MCCUE LISA V	\$34,160.85	41
JORY & SMITH	\$33,986.71	53
HAGER HARRY L	\$33,719.37	602
FLINCHUM R KEITH	\$33,673.00	50
GARRETT & FARBER	\$33,497.23	32
MOYE DAVID O	\$33,357.65	59
SELDEN STANLEY I	\$33,125.58	29
HARMAN MARLA ZELENE	\$33,047.44	39
SMITH CLINTON W	\$33,023.50	53
HANCOCK & SEARS	\$32,909.16	18
WAUGH BRENDA	\$32,896.27	11
SAFFER MARTIN V	\$32,820.00	28
SAVILLE & STEWART PLLC	\$32,707.97	59
SIMMONS & SIMMONS LC	\$31,495.57	10
NEISWONGER & WHITE	\$31,427.40	103
BLAKE MICHAEL	\$31,236.21	35
FITTRO JONATHAN	\$31,073.80	63
DEMPSTER BRIAN C	\$30,763.47	50
POWELL JAMES CORBLEY	\$30,489.46	1
SPARKS C MICHAEL	\$30,401.86	48
PEYTON HARVEY D	\$30,350.90	41
KURELAC PATRICIA A	\$30,335.07	32
VANMETER LERA K	\$30,217.28	36
FRANCIS ERIC M	\$30,015.80	28
MULLENS R MIKE & ASSOCIATES LC	\$30,006.58	54
GIGGENBACH ELIZABETH K	\$29,911.40	29
AUCREMANNE JOSEPH	\$29,724.85	46
NOONE ROBERT T	\$29,550.50	30
WEBB DAVID HAMILTON	\$29,474.16	46
ROLL W DAN	\$29,333.85	73
GODWIN JAYMIE S	\$29,242.71	63
POWELL ERIC K	\$29,167.00	26
HOBBS MARK E	\$29,160.50	39
KUYKENDALL WILLIAM R	\$29,083.94	47
BARRAT ROBERT E	\$29,058.69	85
ERHARD CRAIG P	\$28,982.40	25
MCCOY JAMES A JR	\$28,847.50	27
SMITH THOMAS W	\$28,842.53	2
PENNINGTON WILLIAM L	\$28,813.42	42
OOTEN GRAYDON C JR	\$28,668.11	38

**WEST VIRGINIA PUBLIC DEFENDER SERVICES
APPOINTED COUNSEL FEES & EXPENSES PAID**

FISCAL YEAR 2002

DESCENDING ORDER BY TOTAL \$

Appointed Counsel and Service Providers Separate

PAYEE	VOUCHER TOTAL	# OF CLAIMS
STANTON G PATRICK JR	\$28,653.12	28
HENDERSON & FUDA	\$28,523.03	38
KRATOVIL JAMES T	\$28,501.66	34
CALLAGHAN & CALLAGHAN PLLC	\$28,380.83	31
MARSTELLER & HAYES	\$27,985.23	14
CICCARELLO DEL GUIDICE & LAFON	\$27,907.64	18
STONE ROBERT C JR	\$27,841.40	14
FLAHERTY SENSABAUGH & BONASSO PLLC	\$27,811.81	2
NEWMAN KEITH L	\$27,620.50	51
MCGRAW WARREN R II	\$27,294.50	22
SNYDER & HASSIG	\$27,246.69	17
TRUMP & TRUMP	\$27,027.29	45
BOUCHILLON CROSSAN & COLBURN LC	\$27,018.39	23
SAL NATALIE J	\$26,894.35	38
HUMBERSON DON A	\$26,834.29	41
JUBA-PLUMLEY ROSALEE	\$26,779.60	37
LOUDERBACK ROBIN R	\$26,643.00	151
YANNERELLA DON A	\$26,530.55	15
TYSON DAVID R	\$26,509.60	35
RYAN A J	\$26,332.70	48
KAYSER LAYNE & CLARK PLLC	\$26,014.22	71
HUNT & SERRENO	\$25,763.41	53
SELLARO AMBER URTSO	\$25,426.00	37
DILS JAN D	\$25,306.30	139
ROGERS H JOHN	\$24,969.79	2
LACARIA PHILIP A	\$24,864.50	27
NOVOBILSKI JEROME R	\$24,801.92	41
TAYLOR PAUL G	\$24,646.14	31
DYER THOMAS G	\$24,534.22	10
MOLESSA HEATHER IRELAND	\$24,498.23	20
WHITE MAX HARRY	\$24,423.20	65
LEWIS AMY L J	\$24,395.79	20
ROHRIG RANDAL W	\$24,334.73	14
ZIMAROWSKI JAMES B	\$23,769.57	30
HALL KAREN L	\$23,480.20	115
BRADLEY & ALBRIGHT PLLC	\$23,326.58	28
TORISEVA TERESA C	\$23,011.00	49
GORMAN SHEATSLEY & COMPANY LC	\$22,918.89	13
DEAN CHRISTOPHER D	\$22,894.09	90
SIRK TIMOTHY M	\$22,383.90	47
HASSAN RONALD D	\$22,349.55	28
LINKOUS GERALD R	\$22,288.36	22
BELLOMY D SCOTT	\$22,241.51	37
WILSON & BAILEY	\$22,120.51	25

**WEST VIRGINIA PUBLIC DEFENDER SERVICES
APPOINTED COUNSEL FEES & EXPENSES PAID**

FISCAL YEAR 2002

DESCENDING ORDER BY TOTAL \$

Appointed Counsel and Service Providers Separate

PAYEE	VOUCHER TOTAL	# OF CLAIMS
WIEDEL DIANA CARTER	\$21,893.77	26
MUSGRAVE RAYMOND G	\$21,854.74	34
ANDERSON PATRICK B	\$21,643.51	80
DEMOSS DAVID B	\$21,549.50	65
SANTER & SANTER	\$21,196.76	52
GRIFFITH CLAUDE MICHAEL	\$21,178.02	30
STAREK NOELLE A PLLC	\$21,017.19	32
ARRINGTON ROY DAVID	\$20,945.40	47
KELLEY H GERARD	\$20,892.55	45
MANCHIN & ALOI PLLC	\$20,800.00	37
CASTO & CASTO LC	\$20,789.06	21
PELLEGRIN MARK P	\$20,564.50	53
WILDMAN ERIC KEITH	\$20,527.39	30
THORN & THORN LC	\$20,480.67	6
GUILLS JESSE O JR	\$20,427.47	45
HILL PATRICIA TOLLE	\$19,819.19	22
SANDERS AUSTIN PRUDICH & FLANIGAN	\$19,775.18	48
TALLMAN CHARLES DARREN	\$19,722.00	56
LOCKWOOD DAVID JAY	\$19,681.00	43
SMITH & SCANTLEBURY LC	\$19,556.40	24
DALTON MARSHA	\$19,512.50	20
ALT RENAE S	\$19,305.76	31
WIDMER COOMBS & GAYDOS PLLC	\$19,152.50	11
HICKS NATHAN A PLLC	\$19,136.28	18
ROTH LEGAL SERVICES LC	\$19,021.41	14
VITAL ROBERT E LC	\$18,825.19	15
KIRKPATRICK DAVID A	\$18,822.31	22
BROWNING ROBERT JR LC	\$18,707.79	75
LASH FRANKLIN W	\$18,616.73	17
BOWERS JEFFREY S	\$18,606.06	28
SHARLEY MICHAEL J	\$18,489.84	30
LILLY & ROWE	\$18,332.50	24
MULLENS SHARON M	\$18,087.50	39
ROOP SMITH & ROOP LAW OFFICE	\$17,872.00	27
HENDRICKS PETER A	\$17,824.20	21
GLENN JOHN R LAW OFFICES LC	\$17,823.60	48
BREWER WILLIAM C	\$17,817.12	16
LAMP PAT	\$17,751.78	80
GREINER & CYRUS LC	\$17,684.80	20
STOLLINGS HARLEY E	\$17,651.74	19
MARTINO GARY J	\$17,296.50	52
WILMOTH DAVID H LC	\$17,148.99	26
EDWARDS JAMES BRYAN	\$16,926.06	26
YEAGER JOHN R JR	\$16,557.97	9

**WEST VIRGINIA PUBLIC DEFENDER SERVICES
 APPOINTED COUNSEL FEES & EXPENSES PAID**

FISCAL YEAR 2002

DESCENDING ORDER BY TOTAL \$

Appointed Counsel and Service Providers Separate

PAYEE	VOUCHER TOTAL	# OF CLAIMS
HUFFMAN WILLIAM O	\$16,506.14	17
CHILDLAW SERVICES INC	\$16,413.17	20
OSHOWAY F JOHN	\$16,325.53	13
BEAN & BEAN	\$16,250.94	31
SILVER PAULA K	\$16,233.56	5
FURBEE AMOS WEBB & CRITCHFIELD	\$16,210.93	10
BLEVINS MARK A	\$16,127.30	18
HALLINAN JACQUELINE A	\$16,087.62	38
JOEL DAVID J	\$15,966.50	17
TYREE EMBREE & ASSOCIATES PLLC	\$15,913.61	29
ASHLEY ANITA HAROLD	\$15,885.70	15
HUNTER J BURTON III	\$15,799.13	49
MORGAN EDWARD WARD	\$15,755.89	12
BLYLER HOWARD J	\$15,709.96	59
REGAN THOMAS M LC	\$15,626.41	17
WALKER JAMES A	\$15,425.19	39
KARR DAVID JR	\$15,303.49	9
GRAFTON LAW OFFICE PLLC	\$15,259.48	38
FLANIGAN JAMES L	\$15,029.28	21
NEWBOLD WILEY W	\$15,014.93	30
SPAULDING BERNARD L	\$14,578.00	48
CONNOLLY JAMES G LC	\$14,502.90	2
WEESE ROGER R	\$14,472.50	31
FILE PAYNE SCHERER & FILE	\$14,463.50	14
DUTY WILLIAM H	\$14,432.50	34
OURS JOHN G	\$14,239.00	34
CARDOSO LEANNE M	\$14,048.02	19
PARMER LAW OFFICE	\$14,038.71	15
WHITT MICHAEL R	\$13,938.36	12
MERRIFIELD RODNEY B	\$13,867.39	20
STANTON & STANTON	\$13,721.50	25
FOLICKMAN & SMITH LLC	\$13,518.40	27
RYAN WILLIAM D	\$13,464.35	42
RICHARDSON RICHARDSON & CAMPBELL	\$13,425.94	48
BISCHOFF DONALD K	\$13,282.43	16
SWEENEY LAVERNE	\$13,278.94	50
HIGGINS HOWARD G JR	\$13,199.65	33
HEDGES JONES WHITTIER & HEDGES	\$12,951.38	25
CARROLL GALE E	\$12,935.64	16
RUNDLE & RUNDLE LC	\$12,931.50	37
GALL D CONRAD	\$12,739.83	32
GARDNER & JACKSON	\$12,527.70	26
MUSSER & MCARDLE LC	\$12,447.80	2
CLARKE D RANDALL	\$12,227.05	14

**WEST VIRGINIA PUBLIC DEFENDER SERVICES
APPOINTED COUNSEL FEES & EXPENSES PAID**

FISCAL YEAR 2002

DESCENDING ORDER BY TOTAL \$

Appointed Counsel and Service Providers Separate

PAYEE	VOUCHER TOTAL	# OF CLAIMS
BEVERIDGE BRENT E	\$12,214.92	44
HAYNIE BELINDA A	\$12,090.21	19
HUGHART KEVIN W	\$12,024.22	24
GARRETT LINDA NELSON PLLC	\$11,909.13	9
NICHOLS & SKINNER LC	\$11,857.79	12
ALBERTY MICHAEL C	\$11,842.16	12
BAILEY REGGIE R	\$11,829.50	86
HINES FREDERICK OSCAR	\$11,787.45	26
FOLICKMAN PAMELA R LAW OFFICE OF	\$11,606.31	10
JONES WILLIE J	\$11,550.00	20
WILSON SEAN	\$11,463.00	11
UNDERWOOD LAW OFFICES INC	\$11,323.95	24
SKEEN KENNAD L	\$11,264.00	31
ANDERSON CHARLES E	\$11,231.50	19
DOOLEY KATHERINE L	\$10,855.76	19
STANTON SHIRLEY J	\$10,841.34	16
CESARE CARMELA M	\$10,827.05	12
VIEWEG GEORGE B	\$10,790.29	7
LA NEVE TODD F	\$10,758.74	9
WATKINS WILLIAM M III	\$10,503.00	26
GUSTKE CYNTHIA S PLLC	\$10,364.66	14
ALEXANDER MATTHEW W	\$10,325.13	12
MORAN CATHERINE JANE	\$10,294.50	27
FAST THOMAS K	\$10,281.18	8
PARMER DAVID L	\$10,244.90	2
WARMAN CHERYL L	\$10,204.66	13
WALTERS & KRAUSKOPF	\$10,166.34	12
FERGUSON LISA WEESE	\$10,109.55	35
SIGWART JAMES F II	\$10,056.09	13
COLLINS SALLY C	\$10,017.41	14
ATKINS PAUL S	\$10,005.00	129
POLING LECKTA L	\$9,846.41	10
WRIGHT LACY W JR	\$9,776.77	19
STOLZE GEORGE A	\$9,750.00	1
HILL DAVID L	\$9,574.10	22
ROWE JAMES S	\$9,537.50	12
YACKEL RAYMOND H	\$9,456.50	15
CUTRIGHT ROGER L	\$9,350.55	15
MAUSER BERNARD R	\$9,328.44	21
MCLAUGHLIN & CURRY	\$9,288.50	17
WEBER & WEBER	\$9,277.48	26
S SEAN MURPHY LC	\$9,176.99	24
FROBLE MICHAEL E	\$9,107.50	7
RUNDLE JULIET WALKER	\$9,092.50	23

WEST VIRGINIA PUBLIC DEFENDER SERVICES
APPOINTED COUNSEL FEES & EXPENSES PAID
FISCAL YEAR 2002
DESCENDING ORDER BY TOTAL \$
Appointed Counsel and Service Providers Separate

PAYEE	VOUCHER TOTAL	# OF CLAIMS
BALL & HIGGINS PLLC	\$9,088.93	8
TURNER RYAN S	\$8,970.89	16
ABRAMS & BYRON	\$8,927.66	10
MUNCHMEYER THOMAS MOORE	\$8,914.50	22
MICHAEL NELSON M LC	\$8,625.21	11
RYMER GARY L	\$8,549.49	13
HARTLEY OBRIEN PARSONS THOMPSON & HILL	\$8,508.88	1
FRANK P BUSH JR & ASSOCIATES LC	\$8,345.00	45
PRITT JEFFRY A	\$8,174.19	14
HERNDON MORTON HERNDON & YAEGER	\$8,038.50	6
ROMAIN JULIE GOWER	\$7,979.00	41
BOOMER JAMES FRANKLIN	\$7,914.13	11
STEPTOE & JOHNSON	\$7,897.85	5
HART DAVID W	\$7,840.89	19
KATZ KANTOR & PERKINS	\$7,758.52	15
PAYNE WILBERT A	\$7,743.50	26
STANTON GEORGE P III	\$7,622.15	2
ROSINSKY TIMOTHY P	\$7,526.21	10
KENNETH J BARNETT PC	\$7,525.85	13
HATFIELD HARRY M	\$7,523.50	21
BACHMANN HESS BACHMANN & GARDEN	\$7,441.46	2
MCGRAW HELEN SUZANNE	\$7,374.00	14
HACKNEY JOHN G JR	\$7,324.90	17
HILL PETERSON CARPER BEE & DEITZLER PLLC	\$7,176.04	1
CAMILLETTI DAVID A	\$7,139.50	10
EILAND & BENNETT	\$7,106.01	14
MILLS KEVIN D	\$7,097.00	5
HAMILTON BURGESS YOUNG & POLLARD	\$7,068.26	14
BONINSEGNA SANTE JR	\$7,042.05	24
CILIBERTI LAW OFFICE LC	\$6,990.00	18
ROBINSON & MCELWEE	\$6,929.68	4
ANGELINI & ANGELINI	\$6,847.53	6
PARTAIN GEORGE L	\$6,826.49	27
MORGAN E LAVOYD JR	\$6,703.66	7
CONRAD LARRY J	\$6,619.44	20
MIELKE WAYNE ROBERT	\$6,550.00	7
BUCY WINIFRED L	\$6,442.00	9
WHITE THOMAS E	\$6,428.10	12
BIBB EDGAR E III	\$6,409.90	14
RAY WINTON & KELLEY PLLC	\$6,405.00	57
KHAN TASNEEM Q	\$6,335.63	11
CHAFIN DEBRA V	\$6,253.92	2
BREWER & GIGGENBACH PLLC	\$6,226.16	16
CHASE JOHN K IV	\$6,141.50	16

**WEST VIRGINIA PUBLIC DEFENDER SERVICES
APPOINTED COUNSEL FEES & EXPENSES PAID**

FISCAL YEAR 2002

DESCENDING ORDER BY TOTAL \$

Appointed Counsel and Service Providers Separate

PAYEE	VOUCHER TOTAL	# OF CLAIMS
SCHARF WILLIAM H	\$6,108.80	5
JAMES DARIN C	\$6,104.00	17
WOOTON LAW FIRM	\$6,030.96	13
PRICE LOUIE T	\$6,012.07	25
BLIZZARD GEORGE DANIEL II PLLC	\$5,977.51	5
PRESTON & WEESE LC	\$5,964.25	11
BREMER JOHN L	\$5,834.50	7
BUTLER JOHN M	\$5,822.50	14
SPILMAN THOMAS & BATTLE	\$5,792.24	13
HAMILTON NEAL J	\$5,790.21	32
BURTON & KILGORE	\$5,697.63	3
JACOVETTY GERALD G JR LC	\$5,672.94	13
BRUCE BARRY L	\$5,646.87	9
HARLESS DAVID S	\$5,625.50	12
VAN ZANT SUSAN J LC	\$5,400.38	9
PERRY DAVID D	\$5,389.09	4
AVIS WITTEN & WANDLING LC	\$5,221.59	3
TUCKER RON L	\$5,220.02	5
RILEY & COOKMAN PLLC	\$5,129.04	13
REGER JACOB E	\$5,069.85	17
GALLAHER D CLINTON IV	\$5,066.16	6
VITAL RICHARD L	\$5,015.50	11
ROSE JOAN A	\$4,932.26	2
VIEWEG MARK E	\$4,872.28	6
MAYNARD TERESA D	\$4,863.92	24
MCCAMIC & MCCAMIC	\$4,780.30	1
BUSCH & TALBOTT LC	\$4,779.61	13
HOWLEY LOREN B	\$4,651.00	9
PAUGH SUSAN K	\$4,626.28	12
CRUM ROBIN M	\$4,593.17	2
PULLIN KNOPF FOWLER & FLANAGAN	\$4,548.55	17
WARNER KIMBER RATCLIFFE	\$4,472.26	9
SMITH COURTLANDT	\$4,460.08	11
BALLARD ANN L	\$4,377.69	9
HOLROYD FRED F III	\$4,359.74	16
WHEATON KEITH LEWIS	\$4,335.78	4
LILLY MELISSA D	\$4,269.00	4
PAIGE JAMES H III	\$4,205.00	2
WILLIAMS SHEILA KAE	\$4,170.00	11
BEANE JOHN D	\$4,165.50	7
CIPRIANI & PAULL LC	\$4,044.72	1
JONES BENNY G	\$4,003.50	3
YOUNG WILLIAM PRENTICE	\$3,980.68	3
MOORE DAVID K	\$3,973.53	5

WEST VIRGINIA PUBLIC DEFENDER SERVICES
APPOINTED COUNSEL FEES & EXPENSES PAID
FISCAL YEAR 2002
DESCENDING ORDER BY TOTAL \$
Appointed Counsel and Service Providers Separate

PAYEE	VOUCHER TOTAL	# OF CLAIMS
WOLFE HAROLD B III	\$3,935.90	1
BLEVINS MICHAEL T	\$3,914.50	6
SIMS DAVID A	\$3,762.16	13
CAMILLETTI SACCO & PIZZUTI LC	\$3,752.52	1
SCHRADER BYRD & COMPANION PLLC	\$3,713.75	2
HASH JOSEPH C JR	\$3,702.38	2
ANGOTTI & STRAFACE LC	\$3,681.00	16
FREELAND EDDIE LAW FIRM PLLC	\$3,676.50	6
WILSON & SHIELDS LC	\$3,645.00	21
FRAME DAVID W	\$3,532.59	3
KAUFMAN KEVIN S	\$3,478.37	2
MCARDLE ELGINE H	\$3,441.05	2
GIBSON MICHAEL F	\$3,437.98	11
STEELE THOMAS G	\$3,416.79	3
FRANKOVITCH ANETAKIS COLANTONIO & SIMON	\$3,406.57	8
MORRIS CHRISTOPHER S	\$3,357.63	8
JACOBS G PATRICK THE LAW OFFICE OF LC	\$3,350.80	17
KATZ WORKING FAMILIES LAW FIRM LC	\$3,335.34	13
BAYLESS & MCFADDEN LLP	\$3,213.86	12
HUDNALL MARK D	\$3,175.94	8
NEWTON CARRIE L	\$3,151.32	1
DALBY NANCY A	\$3,150.61	2
COOPER PRESTON & DOUGLAS PLLC	\$3,128.67	9
TUCKER GREGORY A	\$3,021.84	7
CLAY PAUL O JR	\$2,998.62	4
EVERHART BROWN & SNYDER	\$2,988.32	8
SIEGRIST & WHITE PLLC	\$2,988.00	3
BLANKENSHIP JAMES C III	\$2,965.00	5
SMITH JAMES E II	\$2,916.00	3
CHAFIN LETITIA NEESE	\$2,900.50	4
HAYES MORGAN B	\$2,881.88	4
SPADARO LAURA E	\$2,872.50	31
CRAIG A COURTENAY	\$2,866.50	2
POOL JAMES M	\$2,840.00	4
BOGARAD SHARON N	\$2,750.79	2
LAZENBY K BRUCE	\$2,739.33	8
COTTRELL PATRICK L	\$2,719.40	4
GREGORY BETTY SUE CLARK	\$2,692.30	13
BLAIR ELIZABETH	\$2,647.25	7
BARRY CHAD DOUGLAS	\$2,633.40	2
YOUNG MORGAN & CANN	\$2,556.00	3
CLIFFORD MICHAEL T	\$2,545.50	1
FORD LAW FIRM	\$2,510.73	4
WATSON ANGELA	\$2,504.50	7

**WEST VIRGINIA PUBLIC DEFENDER SERVICES
APPOINTED COUNSEL FEES & EXPENSES PAID**

FISCAL YEAR 2002

DESCENDING ORDER BY TOTAL \$

Appointed Counsel and Service Providers Separate

PAYEE	VOUCHER TOTAL	# OF CLAIMS
KAHLE GAIL W	\$2,478.15	3
TISSUE PHILIP J	\$2,466.36	2
ROSE PADDEN & PETTY LC	\$2,448.00	22
GALLOWAY WILLIAM E	\$2,420.90	2
HARDING WILLIAM H	\$2,391.50	4
ANDRE ROBERT J III	\$2,382.50	9
JAMES P CAMPBELL & ASSOCIATES PC	\$2,361.04	1
CONAWAY TIMOTHY R	\$2,349.00	9
MOUNTS TONYA L LC INC	\$2,287.12	13
CAMPBELL & TURKALY	\$2,230.95	1
STANTON E SCOTT	\$2,188.70	3
SHALHOUP JULIA B	\$2,179.46	1
CASSIDY MYERS COGAN VOEGELIN & TENNANT LC	\$2,112.25	2
BURNETTE & BURNETTE PLLC	\$2,091.00	1
MCINTYRE RHONDA M	\$2,042.49	2
CARDOT RICHARD	\$2,029.63	1
RECHT LAW OFFICES	\$1,955.12	4
PENNINGTON DEANNA L	\$1,926.50	8
PANEPINTO MARK D	\$1,888.14	2
RONCAGLIONE CARL J JR	\$1,874.61	5
HARDISON RICHARD JR	\$1,843.46	9
SPONAUGLE & SPONAUGLE	\$1,829.50	2
KEENAN & ASSOCIATES LC	\$1,813.50	1
PALMER TITUS FOWLER & DUNBAR	\$1,812.99	2
MICHAEL GREGORY C	\$1,766.98	4
BASTIEN & LACY LC	\$1,716.00	3
RINGER DARRELL	\$1,692.07	1
HAYES & HALL PLLC	\$1,676.90	4
SKINNER BRIAN J	\$1,658.17	2
CAGLE JAMES M	\$1,652.00	1
PAULEY PERRY W JR	\$1,580.50	12
SEE & SEE	\$1,562.47	4
GRITT FRANKLIN L JR	\$1,544.90	8
LEGG BASIL JR	\$1,529.59	5
LANE PATRICK	\$1,507.50	5
SAUNDERS THOMAS J	\$1,505.74	1
MITCHELL JOHN R JR	\$1,490.88	4
GOLDEN ELLEN FRANCES	\$1,469.55	6
RUTTENBERG ROBYN	\$1,437.60	1
DEBOLT JACK W	\$1,424.00	1
MEDAGLIO ELLEN L	\$1,420.42	3
HATFIELD MCGINNIS E JR	\$1,417.40	1
STOVER WILLIAM D	\$1,406.50	4
BILLHEIMER LAW FIRM PLLC	\$1,390.40	2

WEST VIRGINIA PUBLIC DEFENDER SERVICES
APPOINTED COUNSEL FEES & EXPENSES PAID
FISCAL YEAR 2002
DESCENDING ORDER BY TOTAL \$
Appointed Counsel and Service Providers Separate

PAYEE	VOUCHER TOTAL	# OF CLAIMS
BUTCH CHRISTOPHER S	\$1,387.50	3
LUSK TRACY B	\$1,383.18	2
HOPKINS VIRGINIA JACKSON	\$1,377.00	1
LOSCH LARRY E	\$1,355.50	2
WILSON FRAME BENNINGER & MATHENEY PLLC	\$1,339.34	2
DOWNING MARVIN L	\$1,337.26	2
BERRY KESSLER CRUTCHFIELD & TAYLOR	\$1,308.39	8
WHITE MELISSA J	\$1,301.00	1
BAILEY & WYANT PLLC	\$1,290.50	1
FULLEN FLOYD R	\$1,289.40	4
O'BRIEN ROBERT J	\$1,282.10	12
WARNER LAW OFFICES PLLC	\$1,280.50	5
PATTON ANDREW C	\$1,272.90	5
WALKER LELA PLLC	\$1,190.58	5
FORDHAM GEORGE F JR	\$1,187.84	6
FIKS LESLIE A	\$1,126.50	3
HARRIS CHRISTIAN R	\$1,088.00	1
BILLINGS JAMES B	\$1,060.30	1
BINEGAR DAVID JAMES	\$993.50	2
KESNER KESNER & BRAMBLE	\$952.58	2
GIGGENBACH MELISSA J	\$949.20	1
YEAGER HOWARD L JR	\$931.00	3
CZARNIK R THOMAS	\$913.23	2
DONNELLY & CARBONE PLLC	\$840.50	6
OSENTON & ADKINS LLP	\$816.87	3
RICHARDSON ROBERT E	\$801.43	3
WATKINS JAMES O JR	\$781.50	8
SHAFFER ANNE E	\$748.64	1
MADDEN J THOMAS	\$714.00	1
BARKUS FREDERICK G	\$713.00	1
PATTERSON THOMAS K	\$695.50	3
VARNEY LAW OFFICE OF KY PSC	\$679.50	1
SPRADLING MARSHALL C	\$660.00	2
SCHEETZ CHRISTOPHER A	\$597.69	2
VENEZIA LAW OFFICES LC	\$590.50	1
WEST CHARLES STANFORD	\$550.50	2
EINREINHOFFER JOHN	\$528.28	3
CURNUTTE SCOTT A	\$505.50	4
HOOVER RANDY D	\$362.50	2
BOOTH & MCCARTHY	\$347.55	1
RAPTIS ANDREW A JR	\$288.02	3
KING NYE	\$260.53	1
BROWN COLLEEN M	\$253.92	1
FITZWATER TRAVIS R	\$245.00	1

**WEST VIRGINIA PUBLIC DEFENDER SERVICES
 APPOINTED COUNSEL FEES & EXPENSES PAID**

FISCAL YEAR 2002

DESCENDING ORDER BY TOTAL \$

Appointed Counsel and Service Providers Separate

PAYEE	VOUCHER TOTAL	# OF CLAIMS
FORMAN & HUBER LC	\$227.00	1
WALLACE JOSEPH A	\$182.00	2
SMITH GREGORY V	\$164.00	1
DOTSON DANIEL B III	\$148.37	1
ZAMOW THOMAS	\$135.00	2
VAUGHAN F MALCOLM PLLC	\$126.00	1
TOTAL FOR APPOINTED COUNSEL	\$13,127,711.97	20,810
TRI-S INVESTIGATIONS INC	\$149,013.47	271
WEXLER BRIAN PHD	\$52,827.50	15
VAUGHAN INC	\$43,020.55	90
DEAK DAVID S	\$23,933.46	51
BECKETT HERMAN H	\$23,126.83	15
BRAMBLE CHARLES E III	\$22,216.63	10
WEST VIRGINIA UNIVERSITY MEDICAL CORPORATION	\$21,930.00	14
DANNY LANE INC	\$21,747.37	4
MILLS KEVIN D	\$21,675.17	7
COOPER GARY L	\$18,870.14	16
INTEGRITY INVESTIGATIONS LLC	\$18,329.41	52
TECHNICAL ADVISORY SERVICE INC	\$17,787.50	3
ADAMSKI THOMAS R MD	\$15,000.00	7
PLUM STEVEN M	\$13,243.08	49
STONE LEROY A	\$12,750.00	6
MACDONELL HERBERT LEON	\$12,173.50	1
CANTONE CHARLES A	\$11,691.40	4
HIMMELHOCH JONATHAN M MD PC	\$11,324.05	4
REDMOND LARRY WAYNE	\$9,759.49	15
DAMM JOHN EDWARD ED	\$9,212.50	3
INVESTIGATIVE SOLUTIONS INC	\$9,024.10	9
PRIMARY PSYCHOLOGICAL CARE PLLC	\$8,793.75	7
PSYCHOLOGICAL CONSULTING INC	\$8,275.00	14
TRAFFIC SAFETY CONSULTANTS INC	\$7,946.04	3
PLUM C ED	\$7,392.54	24
PLUS TEN INC	\$7,356.06	2
WYATT W JOSEPH	\$7,315.12	3
PSYCARE INC	\$6,137.50	3
KALECHSTEIN ARI PH D INC	\$6,000.00	1
RICHARDSON DON R ASSOCIATES INC	\$6,000.00	1
BROWN V J	\$5,866.82	2
EVANS TERESA S	\$5,833.10	4
LARRY A PETERS INC	\$5,607.82	11
BOONES DETECTIVE AGENCY	\$5,503.45	13
BURCKER GINGER D	\$5,101.32	8
JUSTICE JOHN D	\$5,075.00	3

WEST VIRGINIA PUBLIC DEFENDER SERVICES
APPOINTED COUNSEL FEES & EXPENSES PAID
FISCAL YEAR 2002
DESCENDING ORDER BY TOTAL \$
Appointed Counsel and Service Providers Separate

PAYEE	VOUCHER TOTAL	# OF CLAIMS
CHARLESTON PSYCHIATRIC GROUP INC	\$5,057.60	3
WHITE DANIELLE	\$5,001.15	6
HIGHLAND HOSPITAL	\$4,962.50	3
PROCESS STRATEGIES	\$4,906.25	2
BRAMS & ARNOLD	\$4,855.00	2
ASHWORTH INVESTIGATIONS-SECURITY INC	\$4,451.96	1
FREMOUW WILLIAM J	\$4,400.00	3
H P WHITE LABORATORY INC	\$4,391.64	1
GOODWIN CATHERINE M	\$4,386.55	2
CLEVENGER J D	\$4,328.86	7
COOK INVESTIGATION SERVICE INC	\$4,316.65	3
CELLMARK LIFECODES INC	\$4,285.00	3
JAMES RICHARD L	\$4,273.55	5
PSYCHOLOGICAL HEALTH ASSOCIATES LTD	\$4,175.00	1
LIFECODES CORPORATION	\$4,170.00	1
EASTERN PSYCHOLOGICAL SVC OF WV PLLC	\$4,065.00	7
CYRIL H WECHT & PATHOLOGY ASSOCIATES INC	\$4,000.00	2
GUTHRIE PAMELA S	\$3,985.00	5
INVESTIGATION DIVISION INC	\$3,644.66	3
WHITE ROBERT S	\$3,500.00	2
CAPITOL CITY INVESTIGATION INC	\$3,356.89	1
KEMP RICHARD H	\$3,279.00	1
DENNISON-RODEBAUGH TERRI A	\$3,082.60	5
MILLER CONSULTING	\$3,005.00	1
MCMILLION RESEARCH SERVICES LLC	\$3,000.00	2
MOUNTS MICHAEL E	\$2,961.86	3
MCCAMIC & MCCAMIC	\$2,922.56	1
HUGHEY JEWELL R	\$2,834.00	2
ERGOTEK INC	\$2,774.00	1
KRIEG FRED JAY PHD & ASSOCIATES PLLC	\$2,700.00	5
ROBERT J MACDONALD AGENCY INC	\$2,631.32	7
KISER-GRIFFITH SANDI	\$2,600.00	1
PAINE TERESA S	\$2,585.00	1
AREA PSYCHIATRIC & PSYCHOTHERAPY GROUP INC	\$2,250.00	1
EAKIN DONALD E JR	\$2,200.00	5
LENFEST CO ELKINS FAMILY COUNSELING CTR	\$2,144.00	1
RUTHERS THOMAS G	\$2,120.00	1
CHANDLER MARCIA L	\$1,987.60	2
MOUNTAIN STATE PSYCHOLOGICAL SERVICES PLLC	\$1,950.00	3
BERNSTEIN LAWSON F MD PC	\$1,900.20	1
BERRY RAY ANDREW	\$1,892.73	3
D L WHEELER & ASSOCIATES INC	\$1,862.50	1
COMMUNITY BEHAVIORAL SERVICES INC	\$1,800.00	1
COCHRAN AYME A	\$1,797.95	2

WEST VIRGINIA PUBLIC DEFENDER SERVICES
APPOINTED COUNSEL FEES & EXPENSES PAID
FISCAL YEAR 2002
DESCENDING ORDER BY TOTAL \$
Appointed Counsel and Service Providers Separate

PAYEE	VOUCHER TOTAL	# OF CLAIMS
CHESLOCK TERRI R	\$1,669.75	2
SPECIAL SERVICES BUREAU INC	\$1,664.95	1
SPENCER MICHAEL D	\$1,579.45	4
COOKE CONNIE L	\$1,550.35	2
MARTIN ROBERT G	\$1,530.00	1
RITTENHOUSE RONNI	\$1,500.00	3
CLAY ROBERT L	\$1,493.23	1
BRUBAKER ALTA L MD	\$1,480.00	1
GARRETT REPORTING SERVICE	\$1,478.50	1
TRAINOR GREGORY E	\$1,475.00	1
HEDRICK JERRY C	\$1,474.88	1
DIAMOND BILLY A JR	\$1,434.00	4
BLUE MOON INVESTIGATIONS INC	\$1,428.14	3
AHAVA GLENN WOLFNER PHD	\$1,400.00	1
THRUSH WALTER PARKE	\$1,400.00	1
WEBSTER JANICE S	\$1,393.70	2
BLAKE GEORGE EDWARD	\$1,284.90	3
TRI STATE REPORTERS INC	\$1,274.35	5
JOHNS JOHN DANIEL	\$1,259.13	1
WEDGEWOOD FAMILY PRACTICE & PSYCHIATRY	\$1,250.00	2
WARREN KATHERINE LOUISE	\$1,247.40	1
LUNSFORD WILLIAM G	\$1,200.50	4
LOPEZ GINA M	\$1,179.16	2
HINES BRAINARD W PHD PA	\$1,162.92	2
PAULEY JAMES F	\$1,149.53	1
GRISSINGER DEBORAH J	\$1,108.80	3
HEWITT CHARLES WILLIAM	\$1,102.50	2
BUZZO BILL J JR	\$1,100.38	2
MCDONALD PATRICIA A	\$1,092.50	2
FERRELL ROBERT LEWIS	\$1,085.64	1
HENDERSHOT DEBRA A	\$1,083.34	2
BURKE LISA G	\$1,050.00	1
HARDING J MICHAEL	\$1,031.25	1
WORTHINGTON CENTER INC	\$1,000.00	1
TORSNEY JACK R JR	\$950.00	1
RATLIFF DOUGLAS M	\$903.60	1
KELLEY SHAMELLE D	\$877.80	2
FERDA BRIAN T	\$875.00	2
HUN NICHOLAS J	\$873.88	1
COTTRELL JACK	\$867.00	1
DAVIS ROBERT H JR	\$855.00	1
HALL JEANNE S	\$820.20	3
SHENANDOAH VALLEY MEDICAL SYS INC	\$810.00	2
PRESTERA CENTER FOR MENTAL HEALTH SERVICES	\$800.00	1

WEST VIRGINIA PUBLIC DEFENDER SERVICES
APPOINTED COUNSEL FEES & EXPENSES PAID
FISCAL YEAR 2002
DESCENDING ORDER BY TOTAL \$
Appointed Counsel and Service Providers Separate

PAYEE	VOUCHER TOTAL	# OF CLAIMS
MARI SULLIVAN WALKER INC	\$750.00	1
RAGUS MORRIS E	\$700.00	1
FAMILY SERVICE OF KANAWHA VALLEY INC	\$700.00	2
ROBERTS RONALD G	\$691.85	1
TYREE JOSEPH M	\$644.40	1
LAURITA TERRY	\$640.00	1
DEHAVEN GLEN D	\$620.00	1
BAKER LYNDE G	\$604.45	1
HOLUB KAREN S	\$587.00	2
JAWORSKI MICHELLE L	\$581.35	2
BEELER LINDA L PH D	\$567.50	1
PEARSE RONALD D ED D	\$550.00	2
HYLTON GARY H	\$545.25	1
KINKOS INC	\$536.79	1
COWDER CHERIE CHAMBERS	\$531.25	1
CAMIGLIANO FRANCES A	\$512.05	1
JONES CYNTHIA	\$512.00	1
SUTPHIN CYNTHIA A	\$502.00	1
PROGRESS PREVENTIVE HEALTH CARE INC	\$500.00	1
RIGGS ELSIE PIERCE	\$473.55	1
BEHAVIORAL SCIENCE ASSOCIATES INC	\$468.10	1
SWISHER PAUL MICHAEL	\$467.55	1
HAMNER PSYCHOLOGICAL SERVICES	\$450.00	1
KENNEDY CHANIN L	\$450.00	1
HAWKINS DOUGLAS K	\$450.00	1
ADAMS JOHN E MD PA	\$437.50	1
OHIO VALLEY PSYCHOLOGY GROUP	\$425.00	1
ST GEORGE MEDICAL CLINIC	\$422.40	1
DAVIS KATHY J	\$415.80	1
LEVIN MARTIN	\$412.50	1
RYMER GAIL J ASSOCIATES INC	\$400.00	1
MAY WILLIAM W PH D	\$400.00	1
MASON BRIAN EUGENE	\$384.76	1
GODBY FRANKLIN DONALD	\$363.90	3
RICHARD M VINCENT BCDCSW INC	\$360.00	1
SOLUTIONS OUTPATIENT SERVICES INC	\$337.50	1
PHOENIX PSYCHOLOGICAL COUNSELING ASSOC INC	\$332.50	1
ASSOCIATED COUNSELING SERVICES INC	\$330.00	1
DUNAWAY MARY L	\$308.00	1
HARRIS REBECCA R	\$304.15	1
WESTBROOK HEALTH SERVICES INC	\$300.00	1
PRESIDENTIAL INVESTIGATIONS & BAIL BONDING LLC	\$285.00	1
CHANDLER ADELL	\$283.00	1
SMART CORP	\$275.81	1

WEST VIRGINIA PUBLIC DEFENDER SERVICES
APPOINTED COUNSEL FEES & EXPENSES PAID
FISCAL YEAR 2002
DESCENDING ORDER BY TOTAL \$
Appointed Counsel and Service Providers Separate

PAYEE	VOUCHER TOTAL	# OF CLAIMS
SCHWABE MARIO R MD	\$250.00	1
SOUTHERN HIGHLANDS COMMUNITY MENTAL HEALTH CENT	\$250.00	1
FAMILY & MARITAL COUNSELING	\$240.00	1
QUICK PRINCE PRINTING	\$202.36	1
R & R BENNETT INC	\$198.02	1
JOHNSON TERESA A	\$196.90	1
HITE HELEN	\$166.40	1
BRDAR-BAHNEY MARY M	\$163.50	1
MEADOWS JENNIFER J	\$146.30	1
BSHARAH DEBORAH L	\$108.00	1
COOK MARY K	\$100.10	1
COFFINDAFFER LARRY K	\$99.75	1
DAISEY RICHARD B	\$0.00	1
TOTAL FOR SERVICE PROVIDERS	\$859,834.22	1,002
GRAND TOTAL	\$13,987,546.19	21,812

WEST VIRGINIA PUBLIC DEFENDER SERVICES
APPOINTED COUNSEL FEES & EXPENSES PAID
FISCAL YEAR 2002
ALPHABETICAL ORDER

PAYEE	TOTAL \$	CLAIMS COUNT
A		
ABRAMS & BYRON	\$8,927.66	10
ADAMS JOHN E MD PA	\$437.50	1
ADAMSKI THOMAS R MD	\$15,000.00	7
AHAVA GLENN WOLFNER PHD	\$1,400.00	1
ALBERTY MICHAEL C	\$11,842.16	12
ALEXANDER MATTHEW W	\$10,325.13	12
ALT RENAE S	\$19,305.76	31
ANDERSON CHARLES E	\$11,231.50	19
ANDERSON PARKULO STANSBURY & ASSOCIATES LC	\$40,717.80	47
ANDERSON PATRICK B	\$21,643.51	80
ANDRE ROBERT J III	\$2,382.50	9
ANGELINI & ANGELINI	\$6,847.53	6
ANGOTTI & STRAFACE LC	\$3,681.00	16
ARBUCKLE DOUGLAS H	\$55,616.35	65
AREA PSYCHIATRIC & PSYCHOTHERAPY GROUP INC	\$2,250.00	1
ARNOLD S ANDREW	\$54,629.05	75
ARRINGTON ROY DAVID	\$20,945.40	47
ASHLEY ANITA HAROLD	\$15,885.70	15
ASHWORTH INVESTIGATIONS-SECURITY INC	\$4,451.96	1
ASKINTOWICZ JOHN W III	\$43,847.12	93
ASSOCIATED COUNSELING SERVICES INC	\$330.00	1
ATKINS PAUL S	\$10,005.00	129
AUCREMANNE JOSEPH	\$29,724.85	46
AVIS WITTEN & WANDLING LC	\$5,221.59	3
B		
BACHMANN HESS BACHMANN & GARDEN	\$7,441.46	2
BAGBY STEVE	\$59,842.58	74
BAILEY & WYANT PLLC	\$1,290.50	1
BAILEY REGGIE R	\$11,829.50	86
BAKER LYNDE G	\$604.45	1
BALL & HIGGINS PLLC	\$9,088.93	8
BALLARD ANN L	\$4,377.69	9
BALLARD EMMETT JESSEE	\$40,529.99	39
BARKUS FREDERICK G	\$713.00	1
BARR JACK C	\$46,050.74	101
BARRAT ROBERT E	\$29,058.69	85
BARRETT LEANNE M	\$14,048.02	19
BARRY CHAD DOUGLAS	\$2,633.40	2
BASTIEN & LACY LC	\$1,716.00	3
BAYLESS & MCFADDEN LLP	\$3,213.86	12
BAYLISS SHAWN D	\$42,607.62	90
BEAN & BEAN	\$16,250.94	31
BEANE JOHN D	\$4,165.50	7

WEST VIRGINIA PUBLIC DEFENDER SERVICES
APPOINTED COUNSEL FEES & EXPENSES PAID
FISCAL YEAR 2002
ALPHABETICAL ORDER

PAYEE	TOTAL \$	CLAIMS COUNT
(B Continued)		
BECKETT HERMAN H	\$23,126.83	15
BEELER LINDA L PH D	\$567.50	1
BEHAVIORAL SCIENCE ASSOCIATES INC	\$468.10	1
BELLOMY & TURNER	\$102,535.68	184
BELLOMY D SCOTT	\$22,241.51	37
BENFORD LEE F II	\$64,061.04	86
BERNSTEIN LAWSON F MD PC	\$1,900.20	1
BERRY KESSLER CRUTCHFIELD & TAYLOR	\$1,308.39	8
BERRY RAY ANDREW	\$1,892.73	3
BEVERIDGE BRENT E	\$12,214.92	44
BIBB EDGAR E III	\$6,409.90	14
BILLHEIMER LAW FIRM PLLC	\$1,390.40	2
BILLINGS JAMES B	\$1,060.30	1
BINEGAR DAVID JAMES	\$993.50	2
BISCHOFF DONALD K	\$13,282.43	16
BLAIR ELIZABETH	\$2,647.25	7
BLAKE GEORGE	\$1,284.90	3
BLAKE MICHAEL	\$31,236.21	35
BLANKENSHIP JAMES C III	\$2,965.00	5
BLEVINS MARK A	\$16,127.30	18
BLEVINS MICHAEL T	\$3,914.50	6
BLIZZARD GEORGE DANIEL II PLLC	\$5,977.51	5
BLUE MOON INVESTIGATIONS INC	\$1,428.14	3
BLYLER HOWARD J	\$15,709.96	59
BOGARAD SHARON N	\$2,750.79	2
BONINSEGNA SANTE JR	\$7,042.05	24
BOOMER JAMES FRANKLIN	\$7,914.13	11
BOONES DETECTIVE AGENCY	\$5,503.45	13
BOOTH & MCCARTHY	\$347.55	1
BOUCHILLON CROSSAN & COLBURN LC	\$27,018.39	23
BOWERS JEFFREY S	\$18,606.06	28
BRADLEY & ALBRIGHT PLLC	\$23,326.58	28
BRAMBLE CHARLES E III	\$22,216.63	10
BRAMS & ARNOLD	\$4,855.00	2
BRDAR-BAHNEY MARY M	\$163.50	1
BRECKINRIDGE DAVIS & SPROLES PLLC	\$39,098.38	35
BREMER JOHN L	\$5,834.50	7
BREWER & GIGGENBACH PLLC	\$6,226.16	16
BREWER WILLIAM C	\$17,817.12	16
BRISCOE L SCOTT	\$76,116.28	104
BROWN & LEVICOFF	\$66,895.34	73
BROWN COLLEEN M	\$253.92	1
BROWN V J	\$5,866.82	2
BROWNING ROBERT JR LC	\$18,707.79	75

WEST VIRGINIA PUBLIC DEFENDER SERVICES
APPOINTED COUNSEL FEES & EXPENSES PAID
FISCAL YEAR 2002
ALPHABETICAL ORDER

PAYEE	TOTAL \$	CLAIMS COUNT
(B Continued)		
BRUBAKER ALTA L MD	\$1,480.00	1
BRUCE BARRY L	\$5,646.87	9
BRYANT CARL P	\$72,713.83	133
BSHARAH DEBORAH L	\$108.00	1
BUCY WINIFRED L	\$6,442.00	9
BULLMAN & BULLMAN	\$40,695.35	60
BURCKER GINGER D	\$5,101.32	8
BURDETTE KRISTINE ADELE	\$49,148.67	105
BURKE LISA G	\$1,050.00	1
BURNETTE & BURNETTE PLLC	\$2,091.00	1
BURTON & KILGORE	\$5,697.63	3
BUSCH & TALBOTT LC	\$4,779.61	13
BUTCH CHRISTOPHER S	\$1,387.50	3
BUTLER JOHN M	\$5,822.50	14
BUZZO BILL J JR	\$1,100.38	2
C		
CAGLE JAMES M	\$1,652.00	1
CALLAGHAN & CALLAGHAN PLLC	\$28,380.83	31
CAMIGLIANO FRANCES A	\$512.05	1
CAMILLETTI DAVID A	\$7,139.50	10
CAMILLETTI SACCO & PIZZUTI LC	\$3,752.52	1
CAMPBELL & TURKALY	\$2,230.95	1
CANTONE CHARLES A	\$11,691.40	4
CAPITOL CITY INVESTIGATION INC	\$3,356.89	1
CARDOT RICHARD	\$2,029.63	1
CARL KEATON & FRAZER PLLC	\$38,799.85	67
CARR BRIAN KEITH	\$36,959.20	87
CARROLL GALE E	\$12,935.64	16
CASEY JAMES M	\$51,681.69	71
CASSIDY MYERS COGAN VOEGELIN & TENNANT LC	\$2,112.25	2
CASTO & CASTO LC	\$20,789.06	21
CELLMARK DIAGNOSTICS INC	\$4,285.00	3
CESARE CARMELA M	\$10,827.05	12
CHAFIN DEBRA V	\$6,253.92	2
CHAFIN LETITIA NEESE	\$2,900.50	4
CHANDLER ADELL	\$283.00	1
CHANDLER MARCIA L	\$1,987.60	2
CHARLESTON PSYCHIATRIC GROUP INC	\$5,057.60	3
CHASE JOHN K IV	\$6,141.50	16
CHESLOCK TERRI R	\$1,669.75	2
CHILDLAW SERVICES INC	\$16,413.17	20
CICCARELLO DEL GUIDICE & LAFON	\$27,907.64	18
CILIBERTI LAW OFFICE LC	\$6,990.00	18

**WEST VIRGINIA PUBLIC DEFENDER SERVICES
 APPOINTED COUNSEL FEES & EXPENSES PAID
 FISCAL YEAR 2002
 ALPHABETICAL ORDER**

PAYEE	TOTAL \$	CLAIMS COUNT
C Continued		
CIPRIANI & PAULL LC	\$4,044.72	1
CLAGETT & GOREY	\$172,283.88	423
CLARKE D RANDALL	\$12,227.05	14
CLAY PAUL O JR	\$2,998.62	4
CLAY ROBERT L	\$1,493.23	1
CLEVINGER J D	\$4,328.86	7
CLIFFORD MICHAEL T	\$2,545.50	1
CLINE MICHAEL R	\$49,966.00	88
COCHRAN AYME A	\$1,797.95	2
COFFINDAFFER LARRY K	\$99.75	1
COLLINS & COURTRIGHT	\$51,726.80	91
COLLINS SALLY C	\$10,017.41	14
COMMUNITY BEHAVIORAL SERVICES INC	\$1,800.00	1
CONAWAY TIMOTHY R	\$2,349.00	9
CONNOLLY JAMES G LC	\$14,502.90	2
CONRAD LARRY J	\$6,619.44	20
COOK & COOK	\$39,030.00	51
COOK INVESTIGATION SERVICE INC	\$4,316.65	3
COOK MARY K	\$100.10	1
COOKE CONNIE L	\$1,550.35	2
COOPER GARY L	\$18,870.14	16
COOPER PRESTON & DOUGLAS PLLC	\$3,128.67	9
COREY DANIEL S	\$90,353.00	104
COTTRELL JACK	\$867.00	1
COTTRELL PATRICK L	\$2,719.40	4
COWDER CHERIE CHAMBERS	\$531.25	1
CRAIG A COURTENAY	\$2,866.50	2
CRANDALL PYLES HAVILAND TURNER & TWYMAN LLP	\$46,913.25	73
CRUM ROBIN M	\$4,593.17	2
CURNUTTE SCOTT A	\$505.50	4
CURRY DENNIS H	\$58,384.16	50
CUTRIGHT ROGER L	\$9,350.55	15
CYRIL H WECHT & PATHOLOGY ASSOCIATES INC	\$4,000.00	2
CZARNIK R THOMAS	\$913.23	2
D		
D L WHEELER & ASSOCIATES INC	\$1,862.50	1
DAISEY RICHARD B	(\$0.00)	1
DALBY NANCY A	\$3,150.61	2
DALTON MARSHA	\$19,512.50	20
DAMM JOHN EDWARD ED	\$9,212.50	3
DANNY LANE INC	\$21,747.37	4
DAVIS CHRISTOPHER A	\$40,813.33	52
DAVIS KATHY J	\$415.80	1

WEST VIRGINIA PUBLIC DEFENDER SERVICES
APPOINTED COUNSEL FEES & EXPENSES PAID
FISCAL YEAR 2002
ALPHABETICAL ORDER

PAYEE	TOTAL \$	CLAIMS COUNT
D Continued		
DAVIS ROBERT H JR	\$855.00	1
DEAK DAVID S	\$23,933.46	51
DEAN CHRISTOPHER D	\$22,894.09	90
DEBOLT JACK W	\$1,424.00	1
DEHAVEN GLEN D	\$620.00	1
DEMOSS DAVID B	\$21,549.50	65
DEMPSTER BRIAN C	\$30,763.47	50
DENNISON-RODEBAUGH TERRI A	\$3,082.60	5
DIAMOND BILLY A JR	\$1,434.00	4
DILLON WELLS H	\$69,476.29	101
DILS JAN D	\$25,306.30	139
DONNELLY & CARBONE PLLC	\$840.50	6
DOOLEY KATHERINE L	\$10,855.76	19
DOTSON DANIEL B III	\$148.37	1
DOUGLASS ERNEST M	\$39,898.11	89
DOWNING MARVIN L	\$1,337.26	2
DUFFY KEVIN C	\$36,896.60	30
DUNAWAY MARY L	\$308.00	1
DUTY WILLIAM H	\$14,432.50	34
DYER THOMAS G	\$24,534.22	10
E		
EAKIN DONALD E JR	\$2,200.00	5
EASTERN PSYCHOLOGICAL SVC OF WV PLLC	\$4,065.00	7
EDWARDS JAMES BRYAN	\$16,926.06	26
EILAND & BENNETT	\$7,106.01	14
EINREINHOFFER JOHN	\$528.28	3
ELDER JEFFREY A LC	\$35,412.00	50
ELLEM JOHN N	\$40,907.65	127
ERGOTEK INC	\$2,774.00	1
ERHARD CRAIG P	\$28,982.40	25
ESPOSITO & ESPOSITO	\$72,944.04	117
EVANS TERESA S	\$5,833.10	4
EVERHART BROWN & SNYDER	\$2,988.32	8
F		
FAMILY & MARITAL COUNSELING	\$240.00	1
FAMILY SERVICE OF KANAWHA VALLEY INC	\$700.00	2
FAST THOMAS K	\$10,281.18	8
FERDA BRIAN T	\$875.00	2
FERGUSON LISA WEESE	\$10,109.55	35
FERRELL ROBERT	\$1,085.64	1
FERRIS HOWARD M	\$55,130.50	213
FIKS LESLIE A	\$1,126.50	3

WEST VIRGINIA PUBLIC DEFENDER SERVICES
APPOINTED COUNSEL FEES & EXPENSES PAID
FISCAL YEAR 2002
ALPHABETICAL ORDER

PAYEE	TOTAL \$	CLAIMS COUNT
F Continued		
FILE PAYNE SCHERER & FILE	\$14,463.50	14
FITTRO JONATHAN	\$31,073.80	63
FITZ STEPHEN S	\$59,497.00	70
FITZWATER TRAVIS R	\$245.00	1
FLAHERTY SENSABAUGH & BONASSO PLLC	\$27,811.81	2
FLANIGAN JAMES L	\$15,029.28	21
FLINCHUM R KEITH	\$33,673.00	50
FOLICKMAN & SMITH LLC	\$13,518.40	27
FOLICKMAN PAMELA R LAW OFFICE OF	\$11,606.31	10
FOLIO JOHN SAMUEL	\$38,121.39	25
FORD LAW FIRM	\$2,510.73	4
FORDHAM GEORGE F JR	\$1,187.84	6
FORESTER WILLIAM T	\$38,248.94	86
FORMAN & CRANE LC	\$227.00	1
FRAME DAVID W	\$3,532.59	3
FRANCIS ERIC M	\$30,015.80	28
FRANK P BUSH JR & ASSOCIATES LC	\$8,345.00	45
FRANKOVITCH ANETAKIS COLANTONIO & SIMON	\$3,406.57	8
FREELAND EDDIE LAW FIRM PLLC	\$3,676.50	6
FREEMAN & NIEZGODA PLLC	\$78,229.26	158
FREMOUW WILLIAM J	\$4,400.00	3
FROBLE MICHAEL E	\$9,107.50	7
FULLEN FLOYD R	\$1,289.40	4
FURBEE AMOS WEBB & CRITCHFIELD	\$16,210.93	10
G		
GALL D CONRAD	\$12,739.83	32
GALLAHER D CLINTON IV	\$5,066.16	6
GALLOWAY WILLIAM E	\$2,420.90	2
GARDNER & JACKSON	\$12,527.70	26
GARRETT & FARBER	\$33,497.23	32
GARRETT & GARRETT	\$37,171.86	37
GARRETT REPORTING SERVICE	\$1,478.50	1
GARRETT WILLIAM C	\$39,801.87	29
GEARY & GEARY LC	\$38,171.12	52
GIBSON MICHAEL F	\$3,437.98	11
GIGGENBACH ELIZABETH K	\$29,911.40	29
GIGGENBACH MELISSA J	\$949.20	1
GLENN JOHN R LAW OFFICES LC	\$17,823.60	48
GODBY FRANKLIN DONALD	\$363.90	3
GODWIN JAYMIE S	\$29,242.71	63
GOLDEN ELLEN FRANCES	\$1,469.55	6
GOODWIN CATHERINE M	\$4,386.55	2

WEST VIRGINIA PUBLIC DEFENDER SERVICES
APPOINTED COUNSEL FEES & EXPENSES PAID
FISCAL YEAR 2002
ALPHABETICAL ORDER

PAYEE	TOTAL \$	CLAIMS COUNT
G Continued		
GORDON MARGARET A B	\$76,210.26	44
GORMAN SHEATSLEY & COMPANY LC	\$22,918.89	13
GRAFTON LAW OFFICE PLLC	\$15,259.48	38
GREGORY BETTY SUE CLARK	\$2,692.30	13
GREINER & CYRUS LC	\$17,684.80	20
GRIFFITH CLAUDE MICHAEL	\$21,178.02	30
GRISSINGER DEBORAH J	\$1,108.80	3
GRITT FRANKLIN L JR	\$1,544.90	8
GUILLS JESSE O JR	\$20,427.47	45
GUSTKE CYNTHIA S PLLC	\$10,364.66	14
GUTHRIE PAMELA S	\$3,985.00	5
GUTMANN RICHARD M LC	\$34,913.75	83
H		
H P WHITE LABORATORY INC	\$4,391.64	1
HACKNEY JOHN G JR	\$7,324.90	17
HAGER HARRY L	\$33,719.37	602
HALL DWIGHT R	\$66,712.50	124
HALL JEANNE S	\$820.20	3
HALL KAREN L	\$23,480.20	115
HALL TERESA D	\$4,863.92	24
HALLINAN JACQUELINE A	\$16,087.62	38
HAMILTON BURGESS YOUNG & POLLARD	\$7,068.26	14
HAMILTON NEAL J	\$5,790.21	32
HAMNER PSYCHOLOGICAL SERVICES	\$450.00	1
HANCOCK & SEARS	\$32,909.16	18
HARDING J MICHAEL	\$1,031.25	1
HARDING WILLIAM H	\$2,391.50	4
HARDISON RICHARD JR	\$1,843.46	9
HARLESS DAVID S	\$5,625.50	12
HARMAN MARLA ZELENE	\$33,047.44	39
HARRIS CHRISTIAN R	\$1,088.00	1
HARRIS REBECCA R	\$304.15	1
HART DAVID W	\$7,840.89	19
HARTLEY OBRIEN PARSONS THOMPSON & HILL	\$8,508.88	1
HARTMAN & HARTMAN	\$53,767.78	67
HARVEY & JANUTOLO	\$55,020.92	77
HASH JOSEPH C JR	\$3,702.38	2
HASSAN RONALD D	\$22,349.55	28
HATFIELD HARRY M	\$7,523.50	21
HATFIELD MCGINNIS E JR	\$1,417.40	1
HAUGHT IRA M	\$121,770.89	59
HAWKINS DOUGLAS K	\$450.00	1
HAWKINS JAMES E JR	\$78,826.58	350

WEST VIRGINIA PUBLIC DEFENDER SERVICES
APPOINTED COUNSEL FEES & EXPENSES PAID
FISCAL YEAR 2002
ALPHABETICAL ORDER

PAYEE	TOTAL \$	CLAIMS COUNT
H Continued		
HAYES & HALL PLLC	\$1,676.90	4
HAYES MORGAN B	\$2,881.88	4
HAYNIE BELINDA A	\$12,090.21	19
HEDGES JONES WHITTIER & HEDGES	\$12,951.38	25
HEDRICK JERRY C	\$1,474.88	1
HENDERSHOT DEBRA A	\$1,083.34	2
HENDERSON & FUDA	\$28,523.03	38
HENDRICKS PETER A	\$17,824.20	21
HERNDON MORTON HERNDON & YAEGER	\$8,038.50	6
HEWITT CHARLES WILLIAM	\$1,102.50	2
HICKS NATHAN A PLLC	\$19,136.28	18
HIGGINS HOWARD G JR	\$13,199.65	33
HIGHLAND HOSPITAL	\$4,962.50	3
HILL DAVID L	\$9,574.10	22
HILL PATRICIA TOLLE	\$19,819.19	22
HILL PETERSON CARPER BEE & DEITZLER PLLC	\$7,176.04	1
HIMMELHOCH JONATHAN M MD PC	\$11,324.05	4
HINES BRAINARD W PHD PA	\$1,162.92	2
HINES FREDERICK OSCAR	\$11,787.45	26
HITE HELEN	\$166.40	1
HIVELY HERBERT L II	\$37,321.28	103
HOBBS MARK E	\$29,160.50	39
HOLROYD FRED F III	\$4,359.74	16
HOLUB KAREN S	\$587.00	2
HOOVER RANDY D	\$362.50	2
HOPKINS VIRGINIA JACKSON	\$1,377.00	1
HOWLEY LOREN B	\$4,651.00	9
HUDNALL MARK D	\$3,175.94	8
HUFFMAN WILLIAM O	\$16,506.14	17
HUGHART KEVIN W	\$12,024.22	24
HUGHEY JEWELL R	\$2,834.00	2
HUMBERSON DON A	\$26,834.29	41
HUN NICHOLAS J	\$873.88	1
HUNT & SERRENO	\$25,763.41	53
HUNTER J BURTON III	\$15,799.13	49
HYER & LITTLEPAGE	\$56,661.89	64
HYLTON GARY H	\$545.25	1
I		
INTEGRITY INVESTIGATIONS LLC	\$18,329.41	52
INVESTIGATION DIVISION INC	\$3,644.66	3
INVESTIGATIVE SOLUTIONS INC	\$9,024.10	9
ISNER JUDITH A	\$66,096.33	33

WEST VIRGINIA PUBLIC DEFENDER SERVICES
APPOINTED COUNSEL FEES & EXPENSES PAID
FISCAL YEAR 2002
ALPHABETICAL ORDER

PAYEE	TOTAL \$	CLAIMS COUNT
J		
JACKSON & KELLY	\$42,967.92	13
JACOBS G PATRICK THE LAW OFFICE OF LC	\$3,350.80	17
JACOVETTY GERALD G JR LC	\$5,672.94	13
JAMES DARIN C	\$6,104.00	17
JAMES P CAMPBELL & ASSOCIATES PC	\$2,361.04	1
JAMES RICHARD L	\$4,273.55	5
JARRELL ROBERT STEPHEN	\$59,109.14	98
JAWORSKI MICHELLE L	\$581.35	2
JOEL DAVID J	\$15,966.50	17
JOHNS JOHN DANIEL	\$1,259.13	1
JOHNSON TERESA A	\$196.90	1
JOHNSTON HOLROYD & ASSOCIATES	\$44,658.15	70
JONES BENNY G	\$4,003.50	3
JONES CYNTHIA	\$512.00	1
JONES WILLIE J	\$11,550.00	20
JORY & SMITH	\$33,986.71	53
JUBA-PLUMLEY ROSALEE	\$26,779.60	37
JUDY & JUDY	\$36,253.00	35
JUSTICE JOHN D	\$5,075.00	3
K		
KAHLE GAIL W	\$2,478.15	3
KALECHSTEIN ARI PH D INC	\$6,000.00	1
KARICKHOFF DAVID	\$64,602.29	122
KARR DAVID JR	\$15,303.49	9
KATZ KANTOR & PERKINS	\$7,758.52	15
KATZ WORKING FAMILIES LAW FIRM LC	\$3,335.34	13
KAUFMAN KEVIN S	\$3,478.37	2
KAYSER LAYNE & CLARK PLLC	\$26,014.22	71
KEENAN & ASSOCIATES LC	\$1,813.50	1
KEENER RAYMOND III	\$48,668.57	281
KELLEY H GERARD	\$20,892.55	45
KELLEY SHAMELLE D	\$877.80	2
KEMP RICHARD H	\$3,279.00	1
KENNEDY CHANIN L	\$450.00	1
KENNETH J BARNETT PC	\$7,525.85	13
KERNS TIMOTHY J	\$35,331.00	63
KESNER KESNER & BRAMBLE	\$952.58	2
KHAN TASNEEM Q	\$6,335.63	11
KING NYE	\$260.53	1
KING WAYNE	\$65,516.50	44
KINKOS INC	\$536.79	1
KIRK THOMAS L	\$53,070.22	56
KIRKPATRICK DAVID A	\$18,822.31	22

WEST VIRGINIA PUBLIC DEFENDER SERVICES
APPOINTED COUNSEL FEES & EXPENSES PAID
FISCAL YEAR 2002
ALPHABETICAL ORDER

PAYEE	TOTAL \$	CLAIMS COUNT
K Continued		
KISER-GRIFFITH SANDI	\$2,600.00	1
KOSTOL KAREN B	\$44,064.67	62
KRATOVIL JAMES T	\$28,501.66	34
KRIEG FRED JAY PHD & ASSOCIATES PLLC	\$2,700.00	5
KRIVONYAK JOHN C	\$54,878.60	252
KURELAC PATRICIA A	\$30,335.07	32
KUYKENDALL WILLIAM R	\$29,083.94	47
L		
LA NEVE & MILEY PLLC	\$36,470.50	33
LA NEVE TODD F	\$10,758.74	9
LACARIA PHILIP A	\$24,864.50	27
LAISHLEY JOHN	\$59,614.77	216
LAMP PAT	\$17,751.78	80
LANE PATRICK	\$1,507.50	5
LANE PAUL E	\$47,784.41	59
LARRY A PETERS INC	\$5,607.82	11
LASH FRANKLIN W	\$18,616.73	17
LAURITA TERRY	\$640.00	1
LAZENBY K BRUCE	\$2,739.33	8
LEGG BASIL JR	\$1,529.59	5
LENFEST CO ELKINS FAMILY COUNSELING CTR	\$2,144.00	1
LESTER WILLIAM M	\$49,514.53	79
LEVIN MARTIN	\$412.50	1
LEWIS AMY L J	\$24,395.79	20
LIFECODES CORPORATION	\$4,170.00	1
LILLY & ROWE	\$18,332.50	24
LILLY MELISSA D	\$4,269.00	4
LINDA NELSON GARRETT PLLC	\$11,909.13	9
LINKOUS GERALD R	\$22,288.36	22
LOCKWOOD DAVID JAY	\$19,681.00	43
LOPEZ GINA M	\$1,179.16	2
LOSCH LARRY E	\$1,355.50	2
LOSEY ROBERT M	\$38,484.81	2
LOUDERBACK ROBIN R	\$26,643.00	151
LUNSFORD WILLIAM G	\$1,200.50	4
LUPARDUS TIMOTHY P	\$42,300.99	110
LUSK TRACY B	\$1,383.18	2
M		
MACDONELL HERBERT LEON	\$12,173.50	1
MADDEN J THOMAS	\$714.00	1
MANCHIN & ALOI PLLC	\$20,800.00	37
MANFORD BYRON CRAIG	\$39,697.89	21

WEST VIRGINIA PUBLIC DEFENDER SERVICES
APPOINTED COUNSEL FEES & EXPENSES PAID
FISCAL YEAR 2002
ALPHABETICAL ORDER

PAYEE	TOTAL \$	CLAIMS COUNT
M Continued		
MANYPENNY J PERRY	\$52,219.94	110
MARI SULLIVAN WALKER INC	\$750.00	1
MARSTELLER & HAYES	\$27,985.23	14
MARTIN ROBERT G	\$1,530.00	1
MARTINO GARY J	\$17,296.50	52
MASON BRIAN EUGENE	\$384.76	1
MAUSER BERNARD R	\$9,328.44	21
MAY WILLIAM W PH D	\$400.00	1
MAZZEI ROCCO E	\$63,336.95	54
MCARDLE ELGINE H	\$3,441.05	2
MCCAMIC & MCCAMIC	\$7,702.86	2
MCCOY JAMES A JR	\$28,847.50	27
MCCUE LISA V	\$34,160.85	41
MCDERMOTT & BONENBERGER PLLC	\$57,792.06	97
MCDONALD PATRICIA A	\$1,092.50	2
MCGRRAW HELEN SUZANNE	\$7,374.00	14
MCGRRAW WARREN R II	\$27,294.50	22
MCINTYRE RHONDA M	\$2,042.49	2
MCLAUGHLIN & CURRY	\$9,288.50	17
MCMILLION RESEARCH SERVICES LLC	\$3,000.00	2
MCNEER HIGHLAND MCMUNN & VARNER LC	\$48,597.22	42
MEADOWS JENNIFER J	\$146.30	1
MEDAGLIO ELLEN L	\$1,420.42	3
MERRIFIELD RODNEY B	\$13,867.39	20
MICHAEL GREGORY C	\$1,766.98	4
MICHAEL NELSON M LC	\$8,625.21	11
MIELKE WAYNE ROBERT	\$6,550.00	7
MILLER CONSULTING	\$3,005.00	1
MILLS KEVIN D	\$28,772.17	12
MITCHELL JOHN R JR	\$1,490.88	4
MOLESSA HEATHER IRELAND	\$24,498.23	20
MOORE DAVID K	\$3,973.53	5
MORAN CATHERINE JANE	\$10,294.50	27
MORGAN E LAVOYD JR	\$6,703.66	7
MORGAN EDWARD WARD	\$15,755.89	12
MORRIS CHRISTOPHER S	\$3,357.63	8
MORRIS GARY W II	\$36,856.50	26
MOSES JOSEPH J	\$50,548.94	60
MOUNTAIN STATE PSYCHOLOGICAL SERVICES PLLC	\$1,950.00	3
MOUNTS MICHAEL E	\$2,961.86	3
MOUNTS TONYA L LC INC	\$2,287.12	13
MOYE DAVID O	\$33,357.65	59
MULLENS R MIKE & ASSOCIATES LC	\$30,006.58	54
MULLENS SHARON M	\$18,087.50	39

**WEST VIRGINIA PUBLIC DEFENDER SERVICES
 APPOINTED COUNSEL FEES & EXPENSES PAID
 FISCAL YEAR 2002
 ALPHABETICAL ORDER**

PAYEE	TOTAL \$	CLAIMS COUNT
M Continued		
MULLINS CHARLES B II	\$54,435.50	74
MUNCHMEYER THOMAS MOORE	\$8,914.50	22
MUSGRAVE RAYMOND G	\$21,854.74	34
MUSSER & MCARDLE LC	\$12,447.80	2
N		
NAVY L VICTOR	\$39,162.63	65
NEISONGER & WHITE	\$31,427.40	103
NESSEL KERRY A	\$37,131.52	33
NEWBOLD WILEY W	\$15,014.93	30
NEWMAN KEITH L	\$27,620.50	51
NEWTON CARRIE L	\$3,151.32	1
NICHOLS & SKINNER LC	\$11,857.79	12
NOGAY CATHRYN A	\$43,984.31	21
NOONE ROBERT T	\$29,550.50	30
NOVOBILSKI JEROME R	\$24,801.92	41
O		
O'BRIEN ROBERT J	\$1,282.10	12
OHIO VALLEY PSYCHOLOGY GROUP	\$425.00	1
OOTEN GRAYDON C JR	\$28,668.11	38
ORNDORFF DAVID L	\$55,694.09	52
ORTEZA AILYNN MAE	\$66,832.64	56
OSENTON & ADKINS LLP	\$816.87	3
OSHOWAY F JOHN	\$16,325.53	13
OURS JOHN G	\$14,239.00	34
P		
PAIGE JAMES H III	\$4,205.00	2
PAINE TERESA S	\$2,585.00	1
PALMER JAMES J III	\$35,587.71	31
PALMER TITUS FOWLER & DUNBAR	\$1,812.99	2
PANCAKE F CODY III	\$41,332.54	53
PANEPINTO MARK D	\$1,888.14	2
PARMER DAVID L	\$10,244.90	2
PARMER JASON D	\$14,038.71	15
PARTAIN GEORGE L	\$6,826.49	27
PATTERSON THOMAS K	\$695.50	3
PATTON ANDREW C	\$1,272.90	5
PAUGH SUSAN K	\$4,626.28	12
PAULEY JAMES F	\$1,149.53	1
PAULEY PERRY W JR	\$1,580.50	12
PAYNE WILBERT A	\$7,743.50	26
PEARSE RONALD D ED D	\$550.00	2

WEST VIRGINIA PUBLIC DEFENDER SERVICES
APPOINTED COUNSEL FEES & EXPENSES PAID
FISCAL YEAR 2002
ALPHABETICAL ORDER

PAYEE	TOTAL \$	CLAIMS COUNT
P Continued		
PELLEGRIN MARK P	\$20,564.50	53
PENNINGTON DEANNA L	\$1,926.50	8
PENNINGTON WILLIAM L	\$28,813.42	42
PERRY DAVID D	\$5,389.09	4
PEYTON HARVEY D	\$30,350.90	41
PHILLIPS GARDILL KAISER & ALTMAYER	\$34,830.97	14
PHOENIX PSYCHOLOGICAL COUNSELING ASSOC INC	\$332.50	1
PLUM C ED	\$7,392.54	24
PLUM STEVEN M	\$13,243.08	49
PLUS TEN INC	\$7,356.06	2
POLING LECKTA L	\$9,846.41	10
POOL JAMES M	\$2,840.00	4
POWELL ERIC K	\$29,167.00	26
POWELL JAMES CORBLEY	\$30,489.46	1
POWELL JAMES M	\$80,874.65	77
PRALL THOMAS J	\$39,883.34	118
PRENTICE TIMOTHY H	\$43,115.50	76
PRESIDENTIAL INVESTIGATIONS & BAIL BONDING LLC	\$285.00	1
PRESTERA CENTER FOR MENTAL HEALTH SERVICES	\$800.00	1
PRESTON & WEESE LC	\$5,964.25	11
PRICE LOUIE T	\$6,012.07	25
PRIMARY PSYCHOLOGICAL CARE PLLC	\$8,793.75	7
PRITT JEFFRY A	\$8,174.19	14
PROCESS STRATEGIES	\$4,906.25	2
PROGRESS PREVENTIVE HEALTH CARE INC	\$500.00	1
PSYCARE INC	\$6,137.50	3
PSYCHOLOGICAL CONSULTING INC	\$8,275.00	14
PSYCHOLOGICAL HEALTH ASSOCIATES LTD	\$4,175.00	1
PULLIN KNOPF FOWLER & FLANAGAN	\$4,548.55	17
Q		
QUICK PRINCE PRINTING	\$202.36	1
R		
R & R BENNETT INC	\$198.02	1
RADCLIFF PATRICK LC	\$110,297.56	114
RADMAN SCOTT S	\$81,690.54	172
RAGUS MORRIS E	\$700.00	1
RAPTIS ANDREW A JR	\$288.02	3
RATLIFF DOUGLAS M	\$903.60	1
RAY WINTON & KELLEY PLLC	\$6,405.00	57
RECHT LAW OFFICES	\$1,955.12	4
REDMOND LARRY WAYNE	\$9,759.49	15
REED & REED	\$35,155.95	34

**WEST VIRGINIA PUBLIC DEFENDER SERVICES
 APPOINTED COUNSEL FEES & EXPENSES PAID
 FISCAL YEAR 2002
 ALPHABETICAL ORDER**

PAYEE	TOTAL \$	CLAIMS COUNT
R Continued		
REGAN THOMAS M LC	\$15,626.41	17
REGER JACOB E	\$5,069.85	17
REXRoad WILLETT & NANNERS PLLC	\$217,605.02	246
RHODES JAMES RANDALL	\$64,124.84	65
RICE DAYA MASADA	\$53,246.81	38
RICHARD M VINCENT BCDCSW INC	\$360.00	1
RICHARDSON DON R ASSOCIATES INC	\$6,000.00	1
RICHARDSON RICHARDSON & CAMPBELL	\$13,425.94	48
RICHARDSON ROBERT E	\$801.43	3
RIGGS ELSIE PIERCE	\$473.55	1
RILEY & COOKMAN PLLC	\$5,129.04	13
RINGER DARRELL	\$1,692.07	1
RITTENHOUSE RONNI PH D	\$1,500.00	3
ROAHRIG RANDAL W	\$24,334.73	14
ROBERT J MACDONALD AGENCY INC	\$2,631.32	7
ROBERTS RONALD G	\$691.85	1
ROBINSON & MCELWEE	\$6,929.68	4
RODGERS JEFFREY S	\$44,701.29	61
ROGERS H JOHN	\$24,969.79	2
ROLL W DAN	\$29,333.85	73
ROLLO EDMUND J	\$41,904.15	73
ROMAIN JULIE GOWER	\$7,979.00	41
RONCAGLIONE CARL J JR	\$1,874.61	5
ROOP LAW OFFICE PLLC	\$17,872.00	27
ROSE JOAN A	\$4,932.26	2
ROSE PADDEN & PETTY LC	\$2,448.00	22
ROSINSKY TIMOTHY P	\$7,526.21	10
ROTH LEGAL SERVICES LC	\$19,021.41	14
ROWE JAMES S	\$9,537.50	12
RUNDLE & RUNDLE LC	\$12,931.50	37
RUNDLE JULIET WALKER	\$9,092.50	23
RUSEN & WHITE PLLC	\$115,995.07	190
RUSSELL MELINDA L	\$35,863.13	27
RUTHERS THOMAS G	\$2,120.00	1
RUTTENBERG ROBYN	\$1,437.60	1
RYAN A J	\$26,332.70	48
RYAN WILLIAM D	\$13,464.35	42
RYMER GAIL J ASSOCIATES INC	\$400.00	1
RYMER GARY L	\$8,549.49	13
S		
S SEAN MURPHY LC	\$9,176.99	24
SAFFER MARTIN V	\$32,820.00	28
SAL NATALIE J	\$26,894.35	38

WEST VIRGINIA PUBLIC DEFENDER SERVICES
APPOINTED COUNSEL FEES & EXPENSES PAID
FISCAL YEAR 2002
ALPHABETICAL ORDER

PAYEE	TOTAL \$	CLAIMS COUNT
S Continued		
SAMMONS OLIVERO & PARASCHOS	\$62,748.39	49
SANDERS AUSTIN PRUDICH & FLANIGAN	\$19,775.18	48
SANTER & SANTER	\$21,196.76	52
SAUNDERS THOMAS J	\$1,505.74	1
SAVILLE & STEWART PLLC	\$32,707.97	59
SCHARF WILLIAM H	\$6,108.80	5
SCHEETZ CHRISTOPHER A	\$597.69	2
SCHOEN PATTI ANN	\$51,100.28	61
SCHRADER BYRD & COMPANION PLLC	\$3,713.75	2
SCHWABE MARIO R MD	\$250.00	1
SEE & DOWNING	\$54,013.03	73
SEE & SEE	\$1,562.47	4
SELDEN STANLEY I	\$33,125.58	29
SELLARO AMBER URTSO	\$25,426.00	37
SHAFFER ANNE E	\$748.64	1
SHAFFER JOSEPH F	\$37,898.44	18
SHALHOUP JULIA B	\$2,179.46	1
SHARLEY MICHAEL J	\$18,489.84	30
SHAW R MICHAEL LC	\$65,124.00	177
SHAY DANA R	\$59,830.66	59
SHENANDOAH VALLEY MEDICAL SYS INC	\$810.00	2
SHERMAN LAWRENCE E JR LC	\$90,846.44	46
SHOUGH SCOTT A	\$42,126.71	89
SIEGRIST & WHITE PLLC	\$2,988.00	3
SIGWART JAMES F II	\$10,056.09	13
SILVER PAULA K	\$16,233.56	5
SIMMONS & SIMMONS LC	\$31,495.57	10
SIMMONS EUGENE M	\$35,674.25	12
SIMS DAVID A	\$3,762.16	13
SIMS JOHN G	\$100,498.52	185
SIRK TIMOTHY M	\$22,383.90	47
SKAGGS G ERNEST	\$113,353.37	121
SKEEN KENNAD L	\$11,264.00	31
SKINNER BRIAN J	\$1,658.17	2
SMART CORP	\$275.81	1
SMITH & SCANTLEBURY LC	\$19,556.40	24
SMITH CLINTON W	\$33,023.50	53
SMITH COURTLANDT	\$4,460.08	11
SMITH GREGORY V	\$164.00	1
SMITH JAMES E II	\$2,916.00	3
SMITH THOMAS W	\$28,842.53	2
SNYDER & HASSIG	\$27,246.69	17
SOLUTIONS OUTPATIENT SERVICES INC	\$337.50	1
SOUTHERN HIGHLANDS COMMUNITY MENTAL HEALTH CENTER	\$250.00	1

**WEST VIRGINIA PUBLIC DEFENDER SERVICES
 APPOINTED COUNSEL FEES & EXPENSES PAID
 FISCAL YEAR 2002
 ALPHABETICAL ORDER**

PAYEE	TOTAL \$	CLAIMS COUNT
S Continued		
SPADARO LAURA E	\$2,872.50	31
SPARKS C MICHAEL	\$30,401.86	48
SPAULDING BERNARD L	\$14,578.00	48
SPECIAL SERVICES BUREAU INC	\$1,664.95	1
SPENCER MICHAEL D	\$1,579.45	4
SPILMAN THOMAS & BATTLE	\$5,792.24	13
SPONAUGLE & SPONAUGLE	\$1,829.50	2
SPONAUGLE KEVIN C	\$61,028.60	44
SPRADLING MARSHALL C	\$660.00	2
SPRIGGS LISA F	\$36,959.05	51
SPURLOCK JAMES E	\$45,678.61	60
ST GEORGE MEDICAL CLINIC	\$422.40	1
STANTON & STANTON	\$13,721.50	25
STANTON E SCOTT	\$2,188.70	3
STANTON G PATRICK JR	\$28,653.12	28
STANTON GEORGE P III	\$7,622.15	2
STANTON SHIRLEY J	\$10,841.34	16
STAPLETON LAW OFFICES LC	\$100,157.03	74
STAREK NOELLE A PLLC	\$21,017.19	32
STEELE THOMAS G	\$3,416.79	3
STEPHENS GLORIA M	\$47,648.59	23
STEPTOE & JOHNSON	\$7,897.85	5
STEVEN A JONES LC	\$85,041.81	98
STOBBS R RUSSELL	\$91,184.75	133
STOLLINGS HARLEY E	\$17,651.74	19
STOLZE GEORGE A	\$9,750.00	1
STONE LEROY A	\$12,750.00	6
STONE ROBERT C JR	\$27,841.40	14
STOVER WILLIAM D	\$1,406.50	4
SUMMERS WILLIAM B	\$83,771.60	160
SUTPHIN CYNTHIA A	\$502.00	1
SUTTON & JANELLE PLLC	\$39,185.92	49
SWEENEY LAVERNE	\$13,278.94	50
SWISHER PAUL MICHAEL	\$467.55	1
T		
TALLMAN CHARLES DARREN	\$19,722.00	56
TATE REBECCA L	\$68,185.42	69
TAYLOR PAUL G	\$24,646.14	31
TECHNICAL ADVISORY SERVICE INC	\$17,787.50	3
THOMPSON & WEATHERHOLT PLLC	\$44,497.16	84
THORN & THORN LC	\$20,480.67	6
THORNE STEVEN M	\$43,886.50	124
THRUSH WALTER PARKE	\$1,400.00	1

**WEST VIRGINIA PUBLIC DEFENDER SERVICES
 APPOINTED COUNSEL FEES & EXPENSES PAID
 FISCAL YEAR 2002
 ALPHABETICAL ORDER**

PAYEE	TOTAL \$	CLAIMS COUNT
T Continued		
TISSUE PHILIP J	\$2,466.36	2
TORISEVA TERESA C	\$23,011.00	49
TORRES GEORGE M	\$36,369.49	63
TORSNEY JACK R JR	\$950.00	1
TRAFFIC SAFETY CONSULTANTS INC	\$7,946.04	3
TRAINOR GREGORY E	\$1,475.00	1
TRI STATE REPORTERS INC	\$1,274.35	5
TRI-S INVESTIGATIONS INC	\$149,013.47	271
TROISI JOSEPH G	\$64,865.02	76
TRUMP & TRUMP	\$27,027.29	45
TUCKER GREGORY A	\$3,021.84	7
TUCKER RON L	\$5,220.02	5
TURNER RYAN S	\$8,970.89	16
TYREE EMBREE & ASSOCIATES PLLC	\$15,913.61	29
TYREE JOSEPH M	\$644.40	1
TYSON DAVID R	\$26,509.60	35
U		
UNDERWOOD LAW OFFICES INC	\$11,323.95	24
V		
VALENTINO WILLIAM RIDER	\$58,135.61	85
VAN ZANT SUSAN J	\$5,400.38	9
VANMETER LERA K	\$30,217.28	36
VANNOSTRAND & MORTON	\$43,805.33	53
VARNEY LAW OFFICE OF KY PSC	\$679.50	1
VAUGHAN F MALCOLM PLLC	\$126.00	1
VAUGHAN INVESTIGATIVE SERVICES INC	\$43,020.55	90
VENEZIA LAW OFFICES LC	\$590.50	1
VICTOR VICTOR & HELGOE LLP	\$207,754.32	297
VIEWEG GEORGE B	\$10,790.29	7
VIEWEG MARK E	\$4,872.28	6
VITAL RICHARD L	\$5,015.50	11
VITAL ROBERT E LC	\$18,825.19	15
W		
WALKER JAMES A	\$15,425.19	39
WALKER LELA PLLC	\$1,190.58	5
WALL RANDALL D	\$41,256.51	140
WALLACE JOSEPH A	\$182.00	2
WALLACE MICHAEL K	\$66,817.00	120
WALTERS KRAUSKOPF & ROTH	\$10,166.34	12
WARMAN CHERYL L	\$10,204.66	13
WARNER KIMBER RATCLIFFE	\$4,472.26	9

WEST VIRGINIA PUBLIC DEFENDER SERVICES
APPOINTED COUNSEL FEES & EXPENSES PAID
FISCAL YEAR 2002
ALPHABETICAL ORDER

PAYEE	TOTAL \$	CLAIMS COUNT
W Continued		
WARNER LAW OFFICES PLLC	\$1,280.50	5
WARREN KATHERINE LOUISE	\$1,247.40	1
WATERS WARNER & HARRIS	\$37,853.88	17
WATKINS JAMES O JR	\$781.50	8
WATKINS WILLIAM M III	\$10,503.00	26
WATSON ANGELA	\$2,504.50	7
WAUGH BRENDA	\$32,896.27	11
WEBB DAVID HAMILTON	\$29,474.16	46
WEBER & WEBER	\$9,277.48	26
WEBSTER JANICE S	\$1,393.70	2
WEDGEWOOD FAMILY PRACTICE & PSYCHIATRY	\$1,250.00	2
WEESE ROGER R	\$14,472.50	31
WEST CHARLES STANFORD	\$550.50	2
WEST VIRGINIA UNIVERSITY MEDICAL CORPORATION	\$21,930.00	14
WESTBROOK HEALTH SERVICES INC	\$300.00	1
WEXLER BRIAN PHD	\$52,827.50	15
WHEATON KEITH LEWIS	\$4,335.78	4
WHITE DANIELLE	\$5,001.15	6
WHITE KEITH	\$80,006.47	116
WHITE MAX HARRY	\$24,423.20	65
WHITE MELISSA J	\$1,301.00	1
WHITE ROBERT S	\$3,500.00	2
WHITE THOMAS E	\$6,428.10	12
WHITEMAN BURDETTE & RADMAN PLLC	\$76,745.81	136
WHITEMAN FRANCES C	\$93,531.92	109
WHITT MICHAEL R	\$13,938.36	12
WIDMER COOMBS & GAYDOS PLLC	\$19,152.50	11
WIEDEL DIANA CARTER	\$21,893.77	26
WILDMAN ERIC KEITH	\$20,527.39	30
WILLIAMS JOHN E JR	\$72,553.67	41
WILLIAMS SHEILA KAE	\$4,170.00	11
WILMOTH DAVID H LC	\$17,148.99	26
WILSON & BAILEY	\$22,120.51	25
WILSON & SHIELDS LC	\$3,645.00	21
WILSON FRAME BENNINGER & MATHENEY PLLC	\$1,339.34	2
WILSON SEAN	\$11,463.00	11
WINDOM RODNEY C	\$73,347.78	24
WITT RICHARD C	\$40,830.56	33
WOLFE DORWIN J LC INC	\$37,490.72	48
WOLFE HAROLD B III	\$3,935.90	1
WOOTON LAW FIRM	\$6,030.96	13
WORTHINGTON CENTER INC	\$1,000.00	1
WRIGHT LACY W JR	\$9,776.77	19
WYATT W JOSEPH	\$7,315.12	3

WEST VIRGINIA PUBLIC DEFENDER SERVICES
APPOINTED COUNSEL FEES & EXPENSES PAID
FISCAL YEAR 2002
ALPHABETICAL ORDER

PAYEE	TOTAL \$	CLAIMS COUNT
Y		
YACKEL RAYMOND H	\$9,456.50	15
YANNERELLA DON A	\$26,530.55	15
YEAGER HOWARD L JR	\$931.00	3
YEAGER JOHN R JR	\$16,557.97	9
YOUNG MORGAN & CANN	\$2,556.00	3
YOUNG WILLIAM PRENTICE	\$3,980.68	3
Z		
ZAMOW THOMAS	\$135.00	2
ZIEGLER & GUNNOE	\$63,506.82	100
ZIMAROWSKI JAMES B	\$23,769.57	30
TOTALS	\$13,987,546.19	21,812