

ORDER APPROVING PAYMENT OF
COUNSEL FEES AND EXPENSES

FINANCIAL GUIDELINES FOR
DETERMINING ELIGIBILITY FOR
LEGAL REPRESENTATION

WEST VIRGINIA PUBLIC DEFENDER SERVICES

ANNUAL REPORT

FISCAL YEAR 2012—2013

34,086

VOUCHERS PROCESSED

TABLE OF CONTENTS

WV PUBLIC DEFENDER SERVICES	1
THE EXECUTIVE DIRECTOR'S PAGE	1
AGENCY CONTACT INFORMATION	2
HISTORICAL OVERVIEW	3
AN ORGANIZATIONAL OVERVIEW	5
DIVISION REPORTS: VOUCHER PROCESSING DIVISION	10
DIVISION REPORTS: APPELLATE DIVISION	11
DIVISION REPORTS: CRIMINAL LAW RESEARCH CENTER	12
DIVISION REPORTS: ACCOUNTING & AUDITING DIVISION	14
INDIGENT DEFENSE COMMISSION REPORT	15
BOARDS OF DIRECTORS OF THE PUBLIC DEFENDER CORPORATIONS	16
PUBLIC DEFENDER SERVICES FINANCIAL DATA	18
APPOINTED COUNSEL & PUBLIC DEFENDER STATISTICAL SUMMARY	23
APPENDIX A: APPOINTED COUNSEL STATISTICS	26
APPOINTED COUNSEL HOURS PAID BY CASE TYPE	32
APPOINTED COUNSEL FEES PAID BY CASE TYPE	37
APPOINTED COUNSEL EXPENSES PAID BY CASE TYPE	43
APPOINTED COUNSEL EXPENSES PAID BY CATEGORY	49
APPOINTED COUNSEL HOURS PAID IN COURT/OUT OF COURT	54
APPOINTED COUNSEL CLAIMS PAID WITHOUT SUPPLEMENTAL OR DIRECT EXPENSES	59
APPENDIX B: PUBLIC DEFENDER CORPORATIONS STATISTICAL INFORMATION	64
GRANTS TO PUBLIC DEFENDER CORPORATIONS	65
PUBLIC DEFENDER CORPORATION ATTORNEY TIME	66
PUBLIC DEFENDER CORPORATION TOTAL CASES CLOSED	68
APPENDIX C: APPOINTED COUNSEL / PUBLIC DEFENDER COMPARISONS (CLOSED CASES)	70
APPENDIX D: APPOINTED COUNSEL INDEX PAYEE TOTAL FOR FISCAL YEAR 2011	92
APPOINTED COUNSEL FEES & EXPENSES PAID BY PAYEE TOTAL CLAIMS IN DESCENDING ORDER	93
APPOINTED COUNSEL FEES & EXPENSES PAID BY PAYEE ALPHABETICAL ORDER	110
APPENDIX E: HISTORICAL OVERVIEW OF KEY STATISTICAL INDICATORS	127

THE EXECUTIVE DIRECTOR'S PAGE

On July 1, 2013, I became the Executive Director for the West Virginia Public Defender Services. I am most grateful to the Honorable Earl Ray Tomblin, Governor of the State of West Virginia, for the appointment to this position.

This report covers the Fiscal Year 2013, so, obviously, I cannot take credit for the successes of the agency during this period of time. Instead, Russell S. Cook deserves the gratitude of the State of West Virginia for his public service as the Acting Executive Director for the past fiscal year. Indeed, Mr. Cook's dedication to the principles of indigent defense is fittingly demonstrated by the fact that he has returned to the Sixth Judicial Circuit's Public Defender Corporation as a full time attorney.

For this reason, this annual report shall be dedicated to Russell S. Cook to demonstrate the appreciation that exists for his efforts on behalf of West Virginia Public Defender Services in Fiscal Year 2013.

My tenure has been brief, but I have developed a vision for West Virginia Public Services. This vision is to rededicate the agency to the task of improving the systems for delivery of legal assistance to indigent persons who are involved in proceedings that affect their liberty interests. In the forthcoming fiscal year, the agency will have as its goals:

1. Mandating the use of the agency's on-line voucher processing system by attorneys in private practice who accept court appointments to defend indigent persons in eligible proceedings;
2. Reconstituting the Indigent Defense Commission for the purpose of evaluating the current methods, and exploring alternative methods, for the delivery of legal services to indigent persons in eligible proceedings;
3. Promulgating legislative rules to embody the programs and procedures for the processing of vouchers for payment of the services by court appointed private attorneys; and
4. Developing performance measures for the public defender corporations throughout the state to ensure that the highest quality of legal assistance to indigent persons is being provided.

But, again, with respect to the Fiscal Year 2013, ending June 30, 2013, West Virginia Public Defender Services is pleased to issue the following report of its activities and the status of its various programs.

Respectfully,

Dana F. Eddy
Executive Director

Agency Contact Information

Dana F. Eddy, Esq.
Betsy Chapman

Executive Director
Administrative Secretary

One Players Club Drive, Suite 301
Charleston, WV 25311

Phone: (304) 558-3905
Fax: (304) 558-1098

Criminal Law Research Center

Dana F. Eddy, Esq.
Pam Clark

Coordinator

Appellate Division

Duane C. Rosenlieb, Jr., Esq.
Leah B. Barker

Director
Paralegal

Voucher Processing Division

Kitty Wilson
Teresa Siders
Heather Atkins
Lee Carper
Jackie Linthicome
Rosa McFarland

Director
Supervisor
Claims Processor
Claims Processor
Claims Processor
Claims Processor

Accounting and Auditing Division

(currently referred to as Administration/Public Defender Operations)

Ralph E. McKinney, Jr.
Jeff Lawrentz
Sheila Coughlin
Joyce Lanham

Director
Accountant/Auditor
Administrative Assistant
Receptionist

WEST VIRGINIA PUBLIC DEFENDER SERVICES Historical Overview

1. The State of West Virginia's Constitutional Obligation.

Over fifty years ago, the United States Supreme Court recognized that:

[R]eason and reflection require us to recognize that in our adversary system of criminal justice, any person haled into court, who is too poor to hire a lawyer, cannot be assured a fair trial unless counsel is provided for him. This seems to us to be an obvious truth. Governments, both state and federal, quite properly spend vast sums of money to establish machinery to try defendants accused of crime. Lawyers to prosecute are everywhere deemed essential to protect the public's interest in an orderly society. ... The right of one charged with crime to counsel may not be deemed fundamental and essential to fair trials in some countries, but it is in ours. From the very beginning, our state and national constitutions and laws have laid great emphasis on procedural and substantive safeguards designed to assure fair trials before impartial tribunals in which every defendant stands equal before the law. This noble idea cannot be realized if the poor man charged with crime has to face his accusers without a lawyer to assist him.

Gideon v. Wainwright, 372 U.S. 335, 344, 83 S.Ct. 792 (1963). With this decision, the United States Supreme Court extended the Sixth Amendment guarantee of the assistance of counsel in criminal prosecutions to the states through the Fourteenth Amendment. Essentially, states had to provide counsel for persons who were too poor to pay for legal services when these persons were confronted with criminal charges or the loss of other important rights by reason of state action.

The Supreme Court of Appeals of West Virginia reaffirmed the state's constitutional mandate as follows:

“There can be no equal justice where the kind of trial a man gets depends on the amount of money he has. ...” *Griffin v. Illinois*, 351 U.S. 12, 76 S.Ct. 585, 100 L.Ed. 891 (1956). ... The state must, as a matter of equal protection, provide indigents with the basic tools for an adequate defense or appeal, when those tools are available for a price to others.

State v. England, 363 S.E.2d 725, 727 (W. Va. 1987). Accordingly, a defense must be provided to indigent defendants and the defense must include not only the services of the attorney, but the provision of other services and material, including the transcripts of proceedings. *Id.*

2. The Legislative Findings.

In 1981, the following was codified at W. Va. Code §29-21-1:

The Legislature finds and declares that in certain proceedings the state is required to provide high quality legal assistance to indigent persons who would be otherwise unable to afford adequate legal counsel; that providing legal representation to those who face an economic barrier to adequate legal counsel will serve the ends of justice in accordance with rights and privileges guaranteed to all citizens by the Constitution of the United States of America and the constitution of the state of West Virginia; that the availability of quality legal assistance reaffirms the faith of our citizens in our government of laws; that the present system which utilizes appointed counsel is not operating satisfactorily in some areas of this state and the Legislature is presently unable to determine what system or systems will provide the most efficient means for providing legal representation; that there is a need to explore alternative methods of delivering legal assistance, including the use of salaried public defenders complemented by private panel attorneys; that innovative programs and pilot projects as well as a continuation of the present appointed counsel system are necessary in separate areas of the state to provide information and experience upon which to base future legislative action.

The West Virginia Public Legal Services Council was then created “for the purpose of facilitating required legal representation of indigent persons.” W. Va. Code §29-21-3 (1981; superseded in 1989).

In 1989, the agency was renamed as the West Virginia Public Defender Services and was charged as follows:

The agency shall have as its principal purpose the development and improvement of programs by which the state provides legal representation to indigent persons.

W. Va. Code §29-21-4. This remains the agency’s charge.

WEST VIRGINIA PUBLIC DEFENDER SERVICES

An Organizational Overview

VISION: *“There can be no equal justice where the kind of trial a man gets depends on the amount of money he has.”*

Griffin v. Illinois, 351 U.S. 12 (1956)

MISSION STATEMENT: To fulfill the State of West Virginia’s constitutional obligation to provide quality legal assistance to persons who otherwise could not afford legal counsel in proceedings in which the person’s liberty interests are at stake.

ORGANIZATIONAL STRUCTURE:

West Virginia Public Defender Services is within the Department of Administration for the State of West Virginia. The chief administrative officer is the Executive Director, who is appointed by the governor.

The agency has four divisions.

The Voucher Processing Division is charged with the processing for payment of the vouchers which are submitted by private attorneys who accept appointments in eligible proceedings, which are defined as follows:

Criminal charges which may result in incarceration; juvenile proceedings; proceedings to revoke parole or probation if the revocation may result in incarceration; contempt of court; child abuse and neglect proceedings which may result in a termination of parental rights; mental hygiene commitment proceedings; extradition proceedings; proceedings which are ancillary to an eligible proceeding, including, but not limited to, proceedings to enhance sentences brought pursuant to sections eighteen and nineteen, article eleven, chapter sixty-one of this code, forfeiture proceedings brought pursuant to article seven, chapter sixty-a of this code, and proceedings brought to obtain extraordinary remedies; and appeals from or post-conviction challenges to the final judgment in an eligible proceeding. Legal representation provided pursuant to the provisions of this article is limited to the court system of the state of West Virginia, but does not include representation in municipal courts unless the accused is at risk of incarceration

W. Va. Code §29-21-2(2).

The Criminal Law Research Center is another division of the agency which has the following statutory charge:

- (1) Undertake research, studies and analyses and act as a central repository, clearinghouse and disseminator of research materials;

- (2) Prepare and distribute a criminal law manual and other materials and establish and implement standard and specialized training programs for attorneys practicing criminal law;
- (3) Provide and coordinate continuing legal education programs and services for attorneys practicing criminal law; and
- (4) Prepare, supplement and disseminate indices and digests of decisions of the West Virginia supreme court of appeals and other courts, statutes and other legal authorities relating to criminal law.

W. Va. Code §29-21-7.

The purpose of the Accounting and Auditing Division is set forth in the following statutory provision:

The agency shall establish and the executive director or his or her designee shall operate an accounting and auditing division to require and monitor the compliance with this article by public defender corporations and other persons or entities receiving funding or compensation from the agency. The accounting and auditing division shall review all plans and proposals for grants and contracts and shall make a recommendation of approval or disapproval to the executive director. The accounting and auditing division shall prepare, or cause to be prepared, reports concerning the evaluation, inspection or monitoring of public defender corporations and other grantees, contractors, persons or entities receiving financial assistance under this article and shall further carry out the agency's responsibilities for records and reports as set forth in section eighteen of this article. The accounting and auditing division shall require each public defender corporation to submit financial statements monthly and to report monthly on the billable and nonbillable time of its professional employees, including time used in administration of the respective offices, so as to compare the time to similar time expended in nonpublic law offices for similar activities. The accounting and auditing division shall provide to the executive director assistance in the fiscal administration of all of the agency's divisions. This assistance shall include, but not be limited to, budget preparation and statistical analysis.

W. Va. Code §29-21-6(d).

Finally, the agency's fourth division, the Appellate Advocacy Division is established as follows:

The agency shall establish and the executive director or his or her designee shall operate an appellate advocacy division for the purpose of prosecuting litigation on behalf of eligible clients in the Supreme Court of Appeals. The executive director or his or her designee shall be the director of the appellate advocacy division. The appellate advocacy division shall represent eligible clients upon appointment by the circuit courts or by the Supreme Court of Appeals. The division may, however, refuse the appointments due to a conflict of interest or if the executive director has determined the existing caseload cannot be increased without jeopardizing the appellate division's ability to provide effective representation. In order to effectively and efficiently use the resources of the appellate division, the executive director may restrict the provision of appellate representation to certain types of cases. The executive director may select and employ staff attorneys to perform the duties prescribed by this subsection. The appellate division shall maintain records of representation of eligible clients for record purposes only.

W. Va. Code §29-21-6(e).

In addition to the agency's divisions, the statutory framework for the agency includes two additional entities.

Indigent Defense Commission.

The first is the Indigent Defense Commission. Specifically,

- (a) There is hereby established the Indigent Defense Commission to provide assistance to Public Defender Services with regard to the general policies and procedures of the agency, including, but not limited to, the opening, closing or merging of public defender offices throughout the state and the establishment of performance measures for the qualitative review of indigent defense.
- (b) In order to demonstrate a collaborative approach to solving criminal justice problems, the commission shall consist of the Executive Director of Public Defender Services, who shall serve as chair, and the following members appointed by the Governor:
 - (1) One former or retired circuit judge;
 - (2) Three lawyers, one from each congressional district, who have significant experience in the defense of criminal cases or have demonstrated a strong commitment to quality representation of indigent defendants;
 - (3) One current chief public defender; and
 - (4) One nonlawyer with a demonstrated commitment to providing legal services to the indigent;

(5) One person who is a member of an organization that advocates on behalf of people with mental illness and developmental disabilities; and

(6) One attorney with significant experience in the defense of juvenile delinquency and abuse and neglect cases.

(c) The commission shall meet at the times and places specified by the call of the chair: *Provided*, That the commission shall meet no less than four times each year. Members shall serve without compensation but may receive reimbursement of actual and necessary expenses for each day or portion thereof engaged in this discharge of official duties in a manner consistent with the guidelines of the Travel Management Office of the Department of Administration.

... (f) The commission has the following powers and duties:

(1) To develop standards regarding the qualifications and training for public defenders, assistant public defenders and staff;

(2) To explore opportunities related to the training of appointed panel attorneys;

(3) To evaluate, on an annual basis, the compensation and caseloads of public defenders and appointed panel attorneys;

(4) To develop standards for providing and compensating expert witnesses, investigators and other persons who provide services related to legal representation under this article;

(5) To study, monitor and evaluate existing standards for determining eligibility for legal representation under section sixteen of this article;

(6) To study the feasibility and need of creating additional public defender corporations, the activation of public defender corporations and the formation of multicircuit or regional public defender corporations in accordance with the provisions of section eight of this article;

(7) To study the potential for the dissolution of public defender corporations;

(8) To study, monitor, evaluate and make recommendations regarding the training, experience and background necessary for a public defender or panel attorney to competently represent indigent defendants in capital cases; and

(9) To monitor and make recommendations regarding the following activities of the board of directors of each public defender corporation receiving funding pursuant to this article:

(A) The appointment of the public defender and any assistant public defenders pursuant to subdivision (1), subsection (c), section fifteen of this article;

(B) The fixing of professional and clerical salaries pursuant to subdivision (2), subsection (c), section fifteen of this article; and

(C) The removal of any public defender, assistant public defender

or other employee for misfeasance, malfeasance or nonfeasance pursuant to subdivision (3), subsection (c), section fifteen of this article.

W. Va. Code §29-21-3b.

Public Defender Corporations.

The second entity is the public defender corporation, which, if active within a judicial circuit, is “to provide legal representation ... in accordance with the provisions” of the governing statute. W. Va. Code §29-21-8(a)(2).

For each public defender corporation, a board of directors is appointed. The chairperson of the board is appointed by the governor. One to two members for each county in the judicial circuit are appointed by the county commission. One to two additional members are appointed by each county bar association within the judicial circuit. The board selects a “chief” public defender who is then responsible for the delivery of legal services by the corporation. Unless inconsistent with the governing statute, the provisions of the state’s nonprofit corporate laws govern the public defender corporations.

DIVISION REPORTS

VOUCHER PROCESSING DIVISION:

FY 2013: WV Public Defender Services Vouchers Paid July 1, 2012 through June 30, 2013

	Dollar Amount Paid	Number of Vouchers
July 2012	\$ 1,978,903.46	2,612
August 2012	\$ 2,536,353.08	3,763
September 2012	\$ 1,853,134.44	2,798
October 2012	\$ 2,517,708.11	3,151
November 2012	\$ 1,383,662.70	1,832
December 2012	\$ 2,327,182.57	3,361
January 2013	\$ 1,903,215.94	2,415
February 2013	\$ 2,031,736.91	2,769
March 2013	\$ 2,121,709.07	3,170
April 2013	\$ 2,639,166.39	3,222
May 2013	\$ 2,300,822.69	2,750
June 2013	<u>\$ 1,641,158.14</u>	<u>2,243</u>
TOTAL	<u>\$ 25,234,753.50</u>	<u>34,086</u>



APPELLATE DIVISION:

During 2013 the Appellate Division continued its efforts to expand operations to become a truly state-wide appellate office, taking on a record number of appeals and bringing unique arguments to the W.Va. Supreme Court.

New arguments in appeals are designed to address long-standing criminal law issues, such as whether plea agreements should be required to be in writing, and whether the criminal system adequately addresses the psychiatric illnesses of some criminal defendants during circuit court trials.

The Appellate Division was able to convince the Supreme Court to recommit a murder case for trial level hearings to determine whether new evidence should be brought into a previously decided case, and this is expected to be argued in 2014. In addition, arguments have been made for new law, and the expansion of existing law to not only conform with societal changes, but to expand the rights of West Virginians accused of crimes. Cases currently before the Court will address interpretation of child abuse and neglect statutes, and will continue challenges to the State's mental health law as it conflicts with the criminal justice system.

The Appellate Division has continued to look at ways to save the taxpayers money by continuing its efforts to develop a truly paperless office.

CRIMINAL LAW RESEARCH CENTER:

In the reporting period, the Criminal Law Research Center provided the following legal seminars to public defenders, at no cost, and to panel attorneys, at a substantially lower rate than other commercial sponsors:

Checkpoint Stops, Automobile Searches and the Problem of “Consent”

October 9, 2012 Summit Conference Center
Charleston, West Virginia

December 19, 2012 Oglebay Resort Conference
Wheeling, West Virginia

80 attorneys attended the conferences. 3.6 Credits of legal education were awarded to the attorneys in attendance.

A Practical Guide to Brady Motions: Getting What you Want, Getting What you Need, Using Youngblood v. West Virginia

April 5, 2013 Big Sandy SuperStore Arena Conference Center
Huntington, WV

May 3, 2013 Lakeview Resort
Morgantown, WV

59 attorneys attended the conferences. 4.5 Credits of legal education were awarded to the attorneys in attendance.

West Virginia Public Defender Services’ Annual Conference

June 6&7, 2013 Glade Springs Resort
Daniels, WV

The Criminal Law Research Center organized the agency’s annual conference, to which public defenders and any counsel involved in criminal defense were invited.

The topics included *Effective Motion Practice in DUI Litigation; Cell Phone & Audio, Photo and Video Forensics; Sexual Assault Litigation – Dealing with the Adult Complainant; Sexual Assault Litigation – Addressing Child Witnesses; Ethics Update; United States Supreme Court Update – What you Need to Know; West Virginia Supreme Court Update; and Legislative Efforts to Deal with Prison Overcrowding.*

During the conference, certain individuals were recognized for their commitment to the agency's mission. Virginia Weed was recognized as a Public Defender of the Year. Ms. Weed was retiring from the Sixth Judicial Circuit's Public Defender Office after 18 years of service. Jerry Henderson was also recognized as a Public Defender of the Year, recognizing his achievements during his tenure with the Sixth Judicial Circuit's Public Defender Office. Trudy Chrisman was awarded recognition as Support Staff of the Year. Ms. Chrisman was retiring from service with the Twenty-Third Judicial Circuit's Public Defender Office since 1997. Crystal Jones was also recognized as Support Staff of the Year in recognition of her service with the Thirteenth Judicial Circuit's Public Defender Office.

163 attorneys were in attendance. 11.2 Credits of legal education were awarded to those in attendance.

Also, the Criminal Law Research Center sponsored the *New Attorney Training* session at the Summit Conference Center in Charleston, West Virginia, on the dates of February 28, 2013 and March 1, 2013. The session is specifically directed to attorneys who are just entering the field of indigent defense. Training was provided for ten (10) attorneys.

Finally, the Criminal Law Research Center co-sponsored with the West Virginia Coalition Against Domestic Violence a conference on significant issues with respect to domestic violence. The conference was held on the dates of November 8 and 9, 2013. The Center primarily assisted with the scheduling of the sessions, the notification of the sessions, and the approval of the session for CLE credit.

During the reporting period, newsletters were disseminated to attorneys throughout the state who provide defense services to the indigent. The newsletters provided basic information to attorneys about events affecting their practice and also provided an index of recent state Supreme Court opinions. The circulation of the newsletter exceeds one thousand practitioners.

The Criminal Law Research continues to maintain a library of material that is available to practitioners. The material is listed on the agency's website at www.pds.wv.org.

ACCOUNTING AND AUDITING DIVISION:

For Fiscal Year 2013, there were seventeen public defender corporations serving eighteen judicial circuits (see subsequent table below). Although Public Defender Services establishes strategic objectives for the delivery of legal services to indigents in eligible proceedings, public defender corporations are not subordinate divisions of this agency, but are autonomous quasi-governmental entities. The Internal Revenue Code classifies these organizations as non-profit (see 26USC501) and as a public charity (see 26USC509). In essence, employees of the public defender corporations are neither employees of Public Defender Services nor employees of the State of West Virginia, but are employees of a specific non-profit organization.

Summary of Activated Public Defender Corporations See W.Va. Code § 29-21-8

Circuit	Fiscal Year	Office Locations
1 st	1990	Wheeling & Weirton
2nd	Before 1991	Moundsville
5 th	1996	Ripley & Spencer
6th & 24th	1995	Huntington & Wayne
7 th	1991	Logan
8 th	1990	Welch
9 th	1991	Princeton
10th	Before 1991	Beckley
11th	2000	Lewisburg & Marlinton
12th	1990	Fayetteville
13th	1990	Charleston
15th	1994	Clarksburg
18th	2001	Kingwood
23rd	Before 1991	Martinsburg & Charles Town
25th	2000	Madison & Hamlin
28th	Before 1991	Summersville
30th	1990	Williamson

For Fiscal Year 2013, Public Defender Services made grants in the amount of \$15,376,320 to and on behalf of the Public Defender Corporations. It should be noted that this represents a significant reduction in previous grants with a one-time return of at least \$3,000,000 to the State of West Virginia as a result of several factors (e.g., not filling authorized positions, use of precautionary funds, and reductions in expenditures). In return for these grants, the Public Defender Corporations reported 253,926 attorney hours and 32,740 closed cases. This represents approximately \$60.55 per hour and \$469.65 per closed case. However, reducing the attorney time by the 69,847.9 hours reported as administrative time, the cost per hour increases to \$83.53 with no effect to the overall cost per case. This metric is a significant deviation from prior annual reports where administrative time has been included as part of the total hours used to calculate cost per hour for public defenders.

Due to technological issues associated with the support of the case tracking software, some information was unavailable in the preparation of an annual report. In previous years, Public Defender Services reported statistical information concerning open cases and cases represented. After considerable discussion, it was determined that three separate methods (open, represented, and closed) to illustrate financial performance of the public defender system are unnecessary and sometimes redundant. Thus, the solution was to present only closed cases. Moreover, the details on the number of charges have also been removed. These changes actually help standardize reporting of the two delivery systems: Appointed Counsel and Public Defender Corporations.

Finally, it should be noted that the agency is currently evaluating how to better present the quantitative information (i.e., costs, hours, number of cases) along with qualitative information (e.g., standards of representation). Although these may not be fully implemented for the subsequent annual report concerning Fiscal Year 2014, it is anticipated that additional analysis will be presented.

INDIGENT DEFENSE COMMISSION REPORT

The Indigent Defense Commission issued its *Report to the Legislature* on January 15, 2009. Since that time, the Commission has met regularly to monitor the implementation of the various recommendations set forth in the report.

The terms of the current members of the Commission have expired. The agency is committed to obtaining new members for the Commission and to charge the Commission with a fresh examination of the state's delivery of legal services to indigent persons. This effort is ongoing.

BOARDS OF DIRECTORS' CHAIRPERSONS OF THE PUBLIC DEFENDER CORPORATIONS

CIRCUIT	COUNTIES	CHAIRS
1 ST	BROOKE HANCOCK OHIO	KAREN E. KAHLE, ESQ. ACTING CHAIR WHEELING, WV
2 ND	MARSHALL TYLER WETZEL	VICKI VOORHIS, ACTING CHAIR NEW MARTINSVILLE, WV
5 TH	CALHOUN JACKSON MASON ROANE	JEANETTE ATKINSON, ACTING CHAIR SPENCER, WV
6 TH /24 TH	CABELL WAYNE	JOHN F. CYRUS, ESQ., ACTING CHAIR HUNTINGTON, WV
7 TH	LOGAN	DON WANDLING, ESQ., ACTING CHAIR LOGAN, WV
8 TH	MCDOWELL	RONALD HASSAN, ESQ., ACTING CHAIR WELCH, WV
9 TH	MERCER	WILLIAM O. HUFFMAN, ESQ., ACTING CHAIR PRINCETON, WV
10 TH	RALEIGH	JANE CALVERT, ACTING CHAIR CRAB ORCHARD, WV
11 TH	GREENBRIER POCAHONTAS	A. DAVID SMITH, ESQ., ACTING CHAIR LEWISBURG, WV
12 TH	FAYETTE	FREDERICK H. JESSER, III, ESQ., ACTING CHAIR FAYETTEVILLE, WV
13 TH	KANAWHA	LONNIE SIMMONS, ESQ., ACTING CHAIR CHARLESTON, WV
15 TH	HARRISON	GEORGE F. FORDHAM, ESQ., ACTING CHAIR CLARKSBURG, WV

CHAIRPERSONS CONTINUED

CIRCUIT	COUNTIES	CHAIRS
18 TH	PRESTON	CHARLES BROWN, ESQ., ACTING CHAIR KINGWOOD, WV
23 RD	BERKLEY JEFFERSON MORGAN	JAMES B. CRAWFORD III, ESQ., ACTING CHAIR MARTINSBURG, WV
25 TH	BOONE LINCOLN	JAMES A. GORE, ESQ., ACTING CHAIR MADISON, WV
28 TH	NICHOLAS	F. MALCOLM VAUGHAN, CHAIR RICHWOOD, WV
30 TH	MINGO	JANE MORAN, ESQ., ACTING CHAIR WILLIAMSON, WV

PUBLIC DEFENDER SERVICES FINANCIAL DATA

WEST VIRGINIA PUBLIC DEFENDER SERVICES
SUMMARY OF APPROPRIATIONS, EXPENDITURES, AND FUND BALANCES BY ACTIVITY FOR THE FUND 0226-2013-0221
FOR THE PERIOD JULY 1, 2012 - JUNE 30, 2013

	001	004	010	099	435	352	788	913	TOTAL
TOTAL APPROPRIATIONS									
2013 APPROPRIATIONS	698,376.00	11,220.00	298,050.00	318,531.00		18,301,266.00	12,223,115.00	4,216.00	31,854,774.00
ALTERATIONS	(35,000.00)								(35,000.00)
SUPPLEMENTAL APP. (3/28/2013)					11,500,000.00				11,500,000.00
REAPPROPRIATIONS					6,428,505.20			0.11	6,428,505.31
TOTAL FUND APPROPRIATIONS	663,376.00	11,220.00	298,050.00	318,531.00	17,928,505.20	18,301,266.00	12,223,115.11	4,216.00	49,748,279.31
TOTAL EXPENDITURES									
PERSONAL SERVICES:									
Personal Services	535,692.89								535,692.89
Annual Increment	440.30	11,220.00							11,660.30
Total Personal Services	536,133.19	11,220.00	0.00	0.00	0.00	0.00	0.00	0.00	547,353.19
EMPLOYEE BENEFITS									
PERS/PEIA Adm Fees			3,530.00						3,530.00
FICA			40,679.09						40,679.09
Public Empl Insurance			61,364.00						61,364.00
Workers Comp			1,879.26						1,879.26
Pension & Retirement			76,534.08						76,534.08
PEIA Reserve Transfer			5,480.00						5,480.00
PEIA-OPEB Contribution			29,186.00						29,186.00
TOTAL BENEFITS	0.00	0.00	218,652.43	0.00	0.00	0.00	0.00	0.00	218,652.43

	001	004	010	099	435	352	788	913	TOTAL
CURRENT EXPENSES:									
020 Office Expense				10,606.76					10,606.76
021 Printing & Binding				1,267.73					1,267.73
022 Rental Expense				55,896.00					55,896.00
024 Telecommunications				2,217.70					2,217.70
025 Contractual & Professional				9,761.00	331,899.68	15,216,666.05	258,848.47		15,817,175.20
026 Travel				2,431.90					2,431.90
027 Computer Services				184,918.31		84,598.30			269,516.61
029 Vehicle Rental				225.61					225.61
031 Assoc Dues & Prof Memberships				500.00					500.00
032 Fire, Auto, Bond & Other Insurance								3,228.00	3,228.00
038 Routine Mtce Contracts/Warranties				2,862.73					2,862.73
042 Hospitality				120.61					120.61
044 Energy Expense - Vehicle				274.30					274.30
052 Training & Development				(295.00)					(295.00)
053 Postal & Freight				15,598.20					15,598.20
054 Computer Supplies & Equipment				15,243.58					15,243.58
056 Attorney Legal Service Payments					11,761,181.97		11,084,441.79		22,845,623.76
057 Attorney Reimbursable Expenses					691,891.59		678,929.99		1,370,821.58
058 Misc. Equipment Purchases									0.00
TOTAL CURRENT EXPENSES	0.00	0.00	0.00	301,629.43	12,784,973.24	15,301,264.35	12,022,220.25	3,228.00	40,413,315.27
ASSETS									
077 Books & Periodicals				1,670.30					1,670.30
170 Computer Equipment				11,962.72					11,962.72
TOTAL ASSETS	0.00	0.00	0.00	13,633.02	0.00	0.00	0.00	0.00	13,633.02
OTHER DISBURSEMENTS									
156 Medical Service Payments					223,572.06		200,616.65		424,188.71
TOTAL OTHER DISBURSEMENTS	0.00	0.00	0.00	0.00	223,572.06	0.00	200,616.65	0.00	424,188.71
TOTAL FUND EXPENDITURES	536,133.19	11,220.00	218,652.43	315,262.45	13,008,545.30	15,301,264.35	12,222,836.90	3,228.00	41,617,142.62
FUND BALANCE	127,242.81	0.00	79,397.57	3,268.55	4,919,959.90	3,000,001.65	278.21	988.00	8,131,136.69

West Virginia Public Defender Services
Statement of Revenues, Expenditures,
and Changes in Fund Balance

For the Period July 1, 2012 to June 30, 2013

2420-2013-0221

REVENUES

Sales of Publications	\$0.00
Continuing Legal Education	\$10,575.00
DVD/VIDEO Sales (with CLE)	\$600.00

TOTAL REVENUES **\$11,175.00**

EXPENDITURES

021 Office Supplies	\$2,488.20
021 Printing & Binding	\$5,567.21
022 Rent (Seminar Room Rentals)	\$0.00
026 Travel	\$2,134.81
029 Vehicle Rental	\$343.64
030 Equipment Rental (Seminars)	\$85.00
031 Assoc Dues & Prof Memberships	\$500.00
042 Hospitality (Seminars)	\$1,900.20
044 Energy Expense	\$352.35
053 Postage & Freight	\$30.00

TOTAL EXPENDITURES **\$13,401.41**

Revenues Over (Under) Expenditures **-\$2,226.41**

Fund Balance Beginning of Period **\$29,468.58**

Fund Balance, June 30, 2013 **\$27,242.17**

2421-2013-0221

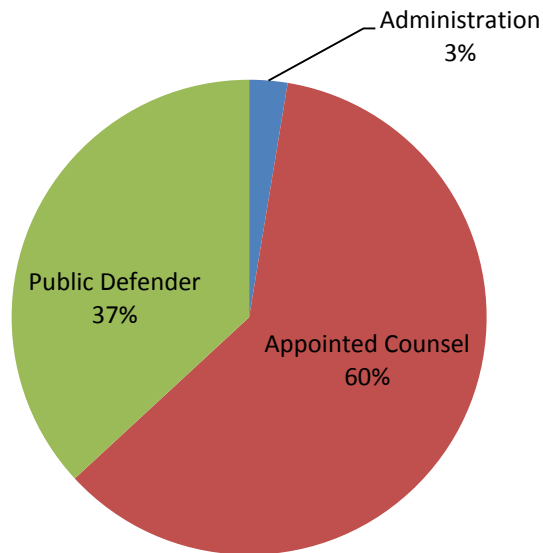
Fund Balance Beginning of Period **\$0.00**

Add: Consumer Sales Tax Collections	\$0.00
Less: Remittance of Taxes	\$0.00

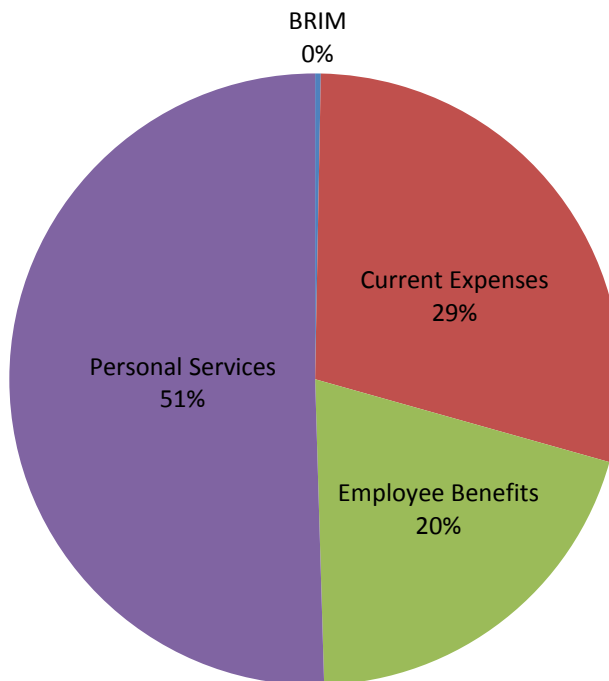
Fund Balance, June 30, 2013 **\$0.00**

**WV PUBLIC DEFENDER SERVICES
TOTAL FUND EXPENDITURE FY 2012-2013**

Total Expenditures by Program



Total Administrative Expenses



APPOINTED COUNSEL & PUBLIC DEFENDER STATISTICAL SUMMARY

**WEST VIRGINIA PUBLIC DEFENDER SERVICES
 STATISTICAL SUMMARY
 APPOINTED COUNSEL FISCAL YEAR 2013**

Total Amount Paid In Claims	\$25,232,412.09
Total Fees Paid to Counsel	\$22,846,628.26
Total Expenses Paid	\$2,385,783.83
Total Hours In-Court	72,448.2
Total Hours Out-Of-Court	403,055.4
Total Number of Hours Paid	475,503.5
Percent of Total Hours In-Court	15.24%
Percent of Total Hours Out-Of-Court	84.76%
Percent of Total Funds Paid Attributable To Fees	90.54%
Percent of Total Funds Paid Attributable To Expenses	9.46%
Average Total Cost Per Hour	\$53.06

Total Claims Paid	34,086	
Less: Supplemental Claims Paid		(1,086.00)
Less: Direct Claims Paid		(993.00)
Total Claims Paid without Supplemental & Direct	32,007	

Comparative Analysis between All Claims and Claims With Out Supplemental and Direct

	All Claims	W/O Supp & Dir.
Average Total Cost Per Claim	\$740.26	\$788.34
Average Counsel Fee Per Claim	\$670.26	\$713.80
Average Expenses Per Claim	\$69.99	\$74.54

**WEST VIRGINIA PUBLIC DEFENDER SERVICES
 STATISTICAL REPORT
 PUBLIC DEFENDER CORPORATIONS FY 2012-2013**

Total Number of Cases Closed	32,740
Total Amount Disbursed to Corporations*	\$15,376,320.00
Average Total Cost Per Cases Closed	\$469.65

SUMMARY OF HOURS**	With Admin.	Without Admin.
Total In Court Hours Worked	50,400.2	50,400.2
Total Out of Court Hours Worked	132,412.2	132,412.2
Total Drug Court Hours Worked	1,265.7	1,265.7
Total Administrative Hours Worked	69,847.9	not considered
<hr/>		
Total Number of Hours Worked during FY2013	253,926.0	184,078.1
Average Total Cost Per Hour	\$60.55	\$83.53
Percent of Total In Court Hours	19.8%	27.4%
Percent of Total Out of Court Hours	52.1%	71.9%
Percent of Drug Court Hours Worked	Less than 1%	Less than 1%
Percent of Total Administrative Hours	27.5%	not considered

**Note: Total amount disbursed includes payments made on behalf of Corporations to audit providers; Office of Technology; State Auditor's Office; and Legal Research Services.*

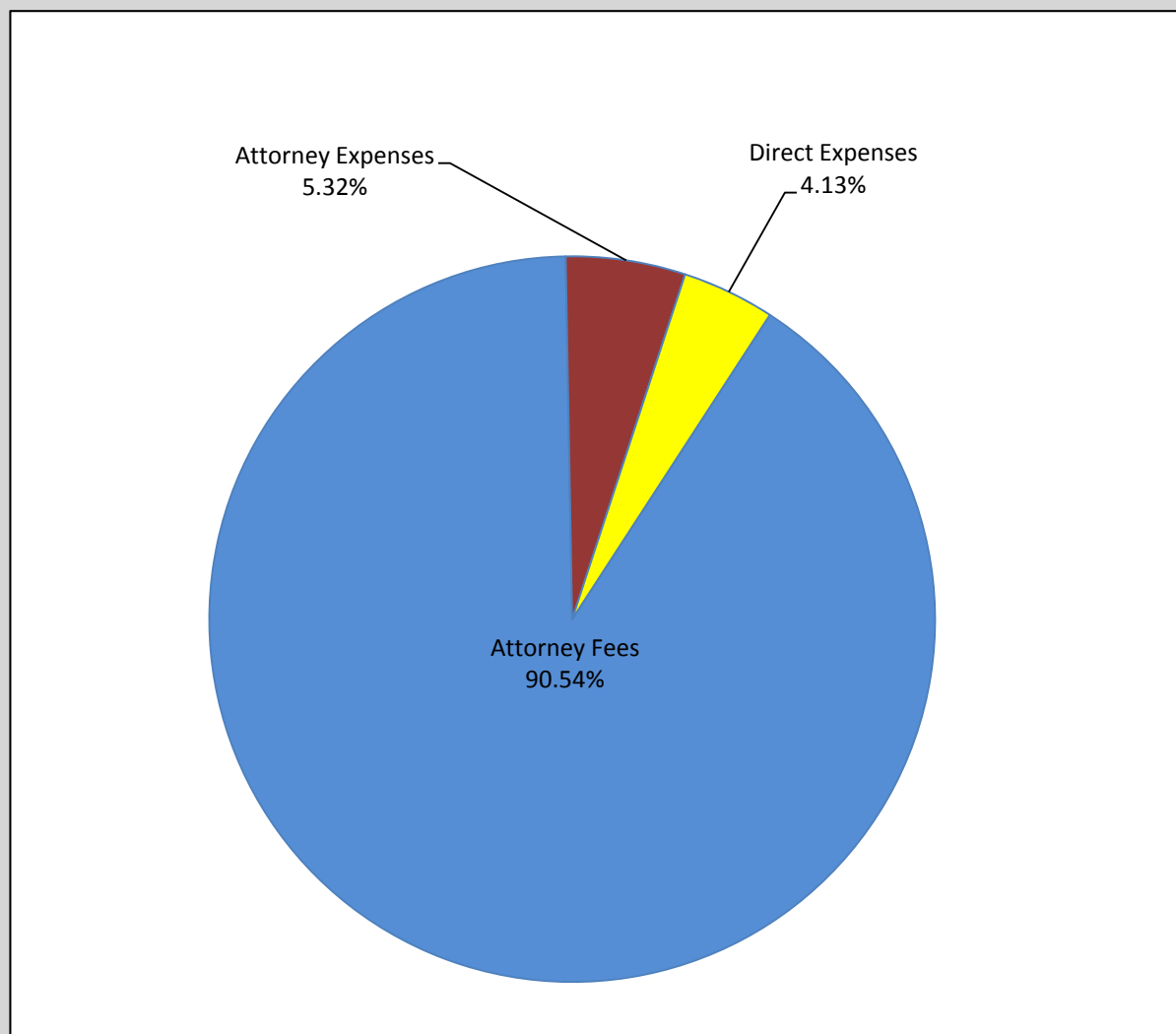
***Note: The Summary of Hours illustrates the difference in considering the total administration time reported by Public Defenders. These Administrative Hours include Holiday, Sick and Annual Leave hours paid to Corporation Attorneys. Moreover, it includes performance reviews as well as management of the facilities and personnel. It also includes time that can be time consuming to allocate to a single case such as representing numerous clients on the same day in municipal court and peer reviewing files to ensure adequate legal representation by counsel.*

Moreover, this comparison illustrates that although the cost per hour without administrative time is \$83.53 (compared to \$60.55 with administrative time), the cost per case is stable at \$469.65. This appears to indicate a level of performance that is not currently captured with the metrics in place for FY 2013. As indicated previously, a comprehensive review is underway.

APPENDIX A: APPOINTED COUNSEL STATISTICS

WEST VIRGINIA PUBLIC DEFENDER SERVICES SUMMARY OF APPOINTED COUNSEL CLAIMS PAID

Attorney Fees	\$22,846,628.26
Attorney Expenses	\$1,343,338.66
Direct Expenses	\$1,042,445.17
Total Claims Paid	\$25,232,412.09



**WEST VIRGINIA PUBLIC DEFENDER SERVICES
 SUMMARY REPORT FOR APPOINTED COUNSEL:
 ATTORNEY HOURS, FEES, AND EXPENSES**

Circuit County	Attorney Hours	Attorney Fees (\$)	Attorney Expenses (\$)	Direct Expenses (\$)	Total Expenses (\$)	Total Fees & Expenses (\$)
01 Circuit						
BROOKE	4,292.1	204,960.50	14,754.08	1,450.00	16,204.08	221,164.58
HANCOCK	9,555.1	456,331.50	26,639.53	5,170.00	31,809.53	488,141.03
OHIO	14,480.1	676,854.50	30,978.86	11,898.50	42,877.36	719,731.86
Total	28,327.3	1,338,146.50	72,372.47	18,518.50	90,890.97	1,429,037.47
02 Circuit						
MARSHALL	5,245.0	251,695.50	6,360.18	0.00	6,360.18	258,055.68
TYLER	1,683.0	81,085.00	7,187.87	350.35	7,538.22	88,623.22
WETZEL	2,873.7	138,204.50	11,825.60	9,208.50	21,034.10	159,238.60
Total	9,801.7	470,985.00	25,373.65	9,558.85	34,932.50	505,917.50
03 Circuit						
DODDRIDGE	3,946.3	185,741.50	24,779.32	5,403.35	30,182.67	215,924.17
PLEASANTS	2,504.3	117,663.50	11,680.33	3,707.76	15,388.09	133,051.59
RITCHIE	4,035.5	192,419.50	20,302.74	9,863.47	30,166.21	222,585.71
Total	10,486.1	495,824.50	56,762.39	18,974.58	75,736.97	571,561.47
04 Circuit						
WIRT	1,833.9	86,147.50	12,461.40	7,194.22	19,655.62	105,803.12
WOOD	34,503.3	1,636,780.50	98,466.79	145,332.02	243,798.81	1,880,579.31
Total	36,337.2	1,722,928.00	110,928.19	152,526.24	263,454.43	1,986,382.43
05 Circuit						
CALHOUN	3,005.7	146,246.50	17,430.90	6,615.35	24,046.25	170,292.75
JACKSON	8,500.7	409,469.50	45,954.15	16,241.23	62,195.38	471,664.88
MASON	8,179.0	397,249.00	18,295.73	0.00	18,295.73	415,544.73
ROANE	4,327.3	208,392.50	33,661.56	3,600.00	37,261.56	245,654.06
Total	24,012.7	1,161,357.50	115,342.34	26,456.58	141,798.92	1,303,156.42
06 Circuit						
CABELL	18,929.9	946,313.50	25,325.76	74,286.91	99,612.67	1,045,926.17
Total	18,929.9	946,313.50	25,325.76	74,286.91	99,612.67	1,045,926.17
07 Circuit						
LOGAN	11,275.1	550,187.50	24,636.20	8,545.53	33,181.73	583,369.23
Total	11,275.1	550,187.50	24,636.20	8,545.53	33,181.73	583,369.23
08 Circuit						
MCDOWELL	8,798.2	423,581.50	15,435.81	2,099.71	17,535.52	441,117.02
Total	8,798.2	423,581.50	15,435.81	2,099.71	17,535.52	441,117.02
09 Circuit						
MERCER	30,004.0	1,441,730.00	127,035.70	45,190.13	172,225.83	1,613,955.83
Total	30,004.0	1,441,730.00	127,035.70	45,190.13	172,225.83	1,613,955.83
10 Circuit						
RALEIGH	13,367.9	645,762.00	57,797.08	37,809.68	95,606.76	741,368.76
Total	13,367.9	645,762.00	57,797.08	37,809.68	95,606.76	741,368.76
11 Circuit						
GREENBRIER	7,147.4	334,551.00	3,217.69	887.75	4,105.44	338,656.44
POCAHONTAS	3,837.3	181,298.50	6,226.42	0.00	6,226.42	187,524.92
Total	10,984.7	515,849.50	9,444.11	887.75	10,331.86	526,181.36

**WEST VIRGINIA PUBLIC DEFENDER SERVICES
 SUMMARY REPORT FOR APPOINTED COUNSEL:
 ATTORNEY HOURS, FEES, AND EXPENSES**

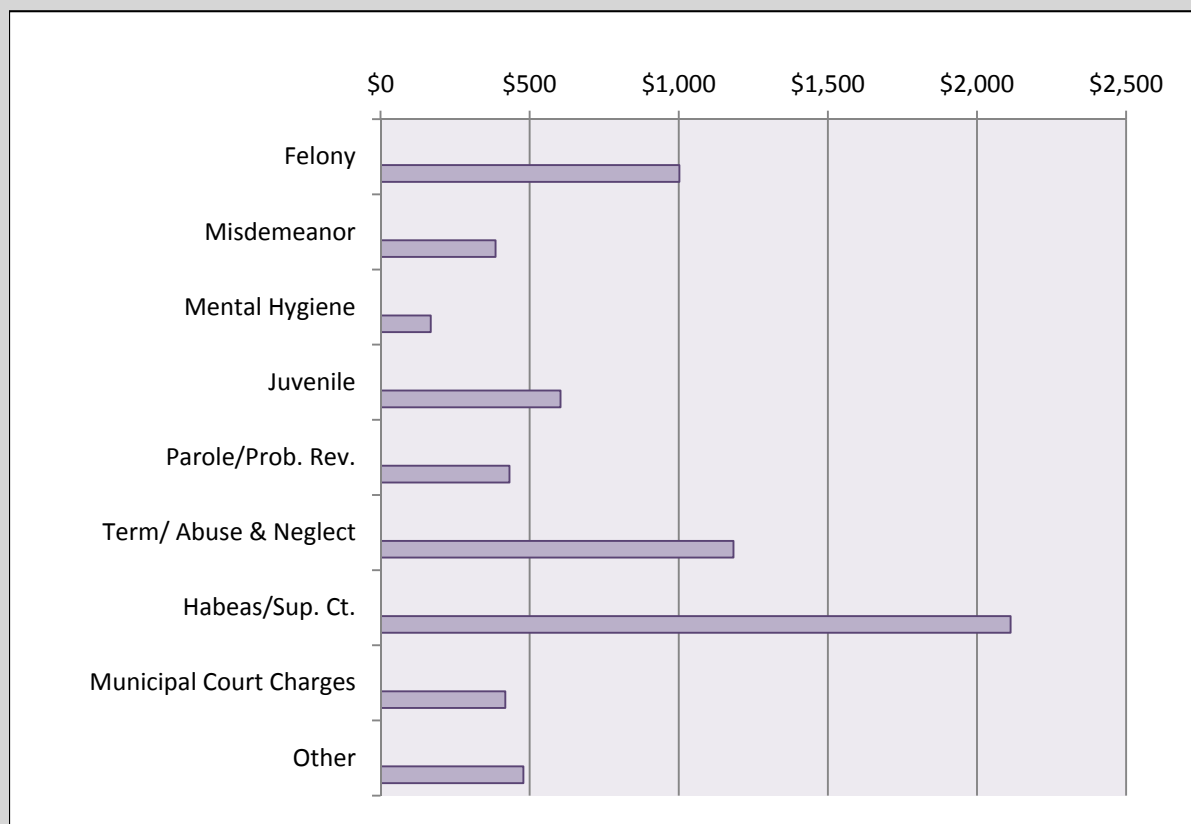
Circuit County	Attorney Hours	Attorney Fees (\$)	Attorney Expenses (\$)	Direct Expenses (\$)	Total Expenses (\$)	Total Fees & Expenses (\$)
12 Circuit						
FAYETTE	5,337.0	256,851.00	12,214.16	847.24	13,061.40	269,912.40
Total	5,337.0	256,851.00	12,214.16	847.24	13,061.40	269,912.40
13 Circuit						
KANAWHA	34,504.3	1,649,595.62	74,173.47	33,369.19	107,542.66	1,757,138.28
Total	34,504.3	1,649,595.62	74,173.47	33,369.19	107,542.66	1,757,138.28
14 Circuit						
BRAXTON	4,791.1	230,947.50	21,302.05	0.00	21,302.05	252,249.55
CLAY	7,857.5	375,941.50	35,592.53	200.00	35,792.53	411,734.03
GILMER	2,869.2	137,724.00	13,365.03	0.00	13,365.03	151,089.03
WEBSTER	8,893.2	426,268.00	47,315.96	5,769.75	53,085.71	479,353.71
Total	24,411.0	1,170,881.00	117,575.57	5,969.75	123,545.32	1,294,426.32
15 Circuit						
HARRISON	10,630.7	516,437.50	21,304.19	10,915.61	32,219.80	548,657.30
Total	10,630.7	516,437.50	21,304.19	10,915.61	32,219.80	548,657.30
16 Circuit						
MARION	19,383.2	904,530.45	22,597.26	15,090.69	37,687.95	942,218.40
Total	19,383.2	904,530.45	22,597.26	15,090.69	37,687.95	942,218.40
17 Circuit						
MONONGALIA	19,541.3	932,480.50	41,921.73	34,054.63	75,976.36	1,008,456.86
Total	19,541.3	932,480.50	41,921.73	34,054.63	75,976.36	1,008,456.86
18 Circuit						
PRESTON	4,166.1	196,202.50	14,621.13	20,673.71	35,294.84	231,497.34
Total	4,166.1	196,202.50	14,621.13	20,673.71	35,294.84	231,497.34
19 Circuit						
BARBOUR	6,237.7	289,784.00	17,700.36	700.00	18,400.36	308,184.36
TAYLOR	8,334.5	390,748.50	16,928.09	362.50	17,290.59	408,039.09
Total	14,572.2	680,532.50	34,628.45	1,062.50	35,690.95	716,223.45
20 Circuit						
RANDOLPH	10,132.8	492,444.00	18,934.61	10,043.71	28,978.32	521,422.32
Total	10,132.8	492,444.00	18,934.61	10,043.71	28,978.32	521,422.32
21 Circuit						
GRANT	4,803.8	229,941.00	16,409.59	12,082.39	28,491.98	258,432.98
MINERAL	6,765.4	322,077.00	14,937.28	16,117.18	31,054.46	353,131.46
TUCKER	1,065.4	50,491.00	3,841.52	0.00	3,841.52	54,332.52
Total	12,634.6	602,509.00	35,188.39	28,199.57	63,387.96	665,896.96
22 Circuit						
HAMPSHIRE	6,603.3	319,298.50	12,857.68	56,437.77	69,295.45	388,593.95
HARDY	7,118.2	346,965.00	15,572.05	24,900.85	40,472.90	387,437.90
PENDLETON	1,402.0	67,248.00	3,640.14	837.50	4,477.64	71,725.64
Total	15,123.5	733,511.50	32,069.87	82,176.12	114,245.99	847,757.49

**WEST VIRGINIA PUBLIC DEFENDER SERVICES
 SUMMARY REPORT FOR APPOINTED COUNSEL:
 ATTORNEY HOURS, FEES, AND EXPENSES**

Circuit County	Attorney Hours	Attorney Fees (\$)	Attorney Expenses (\$)	Direct Expenses (\$)	Total Expenses (\$)	Total Fees & Expenses (\$)
23 Circuit						
BERKELEY	18,599.5	900,629.50	58,395.55	156,334.12	214,729.67	1,115,359.17
JEFFERSON	6,095.0	298,971.00	20,406.46	118,593.76	139,000.22	437,971.22
MORGAN	2,729.7	130,736.82	13,960.87	17,521.83	31,482.70	162,219.52
Total	27,424.2	1,330,337.32	92,762.88	292,449.71	385,212.59	1,715,549.91
24 Circuit						
WAYNE	6,003.3	308,808.50	13,419.33	3,137.01	16,556.34	325,364.84
Total	6,003.3	308,808.50	13,419.33	3,137.01	16,556.34	325,364.84
25 Circuit						
BOONE	6,921.5	354,975.50	10,155.61	1,381.10	11,536.71	366,512.21
LINCOLN	7,697.4	368,011.00	18,274.87	4,968.44	23,243.31	391,254.31
Total	14,618.9	722,986.50	28,430.48	6,349.54	34,780.02	757,766.52
26 Circuit						
LEWIS	5,127.9	245,019.50	18,323.86	2,642.18	20,966.04	265,985.54
UPSHUR	7,475.4	355,167.00	11,385.21	19,078.93	30,464.14	385,631.14
Total	12,603.3	600,186.50	29,709.07	21,721.11	51,430.18	651,616.68
27 Circuit						
WYOMING	9,208.4	438,266.00	33,237.81	56,811.02	90,048.83	528,314.83
Total	9,208.4	438,266.00	33,237.81	56,811.02	90,048.83	528,314.83
28 Circuit						
NICHOLAS	4,462.4	215,566.00	16,747.25	1,677.20	18,424.45	233,990.45
Total	4,462.4	215,566.00	16,747.25	1,677.20	18,424.45	233,990.45
29 Circuit						
PUTNAM	15,343.7	732,333.00	37,940.98	16,642.40	54,583.38	786,916.38
Total	15,343.7	732,333.00	37,940.98	16,642.40	54,583.38	786,916.38
30 Circuit						
MINGO	8,161.0	408,940.37	3,984.93	300.00	4,284.93	413,225.30
Total	8,161.0	408,940.37	3,984.93	300.00	4,284.93	413,225.30
31 Circuit						
MONROE	2,517.2	123,456.00	11,079.26	6,100.00	17,179.26	140,635.26
SUMMERS	2,399.8	117,107.00	10,344.14	0.00	10,344.14	127,451.14
Total	4,917.0	240,563.00	21,423.40	6,100.00	27,523.40	268,086.40
State Total	475,503.6	22,846,628.26	1,343,338.66	1,042,445.17	2,385,783.83	25,232,412.09

**WEST VIRGINIA PUBLIC DEFENDER SERVICES
 APPOINTED COUNSEL STATEWIDE AVERAGE COSTS BY CASE TYPE**

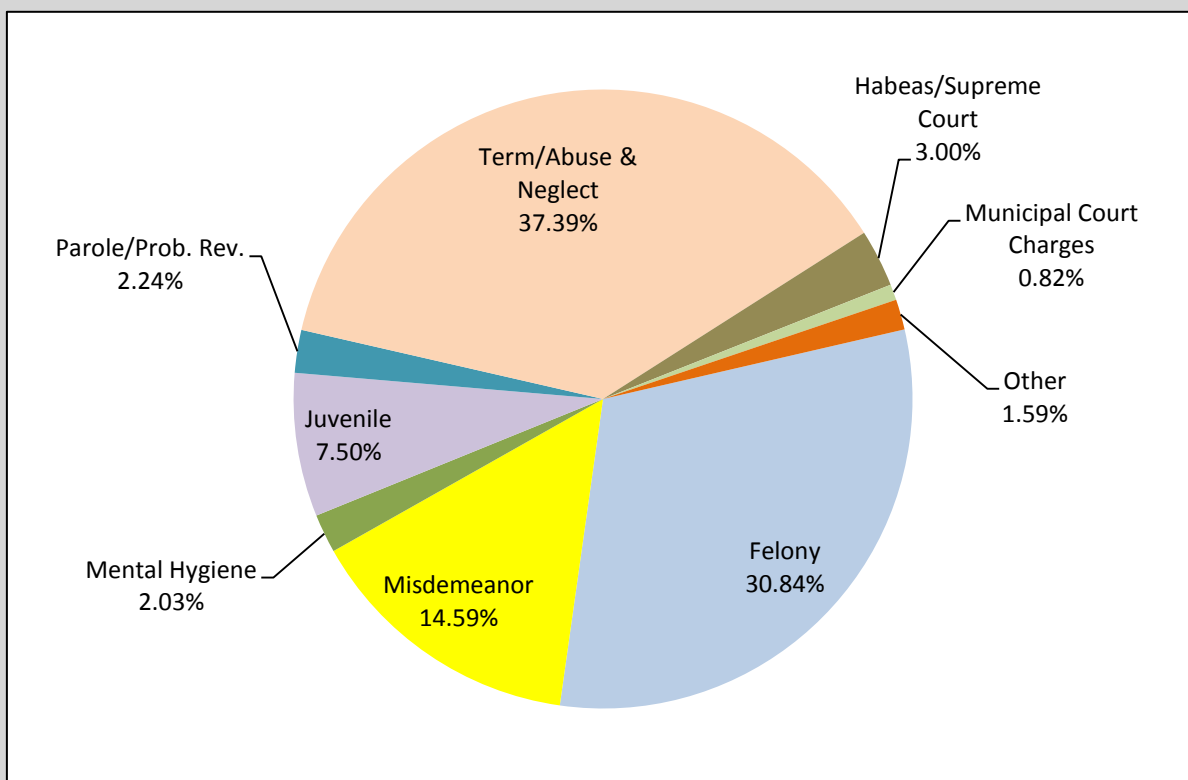
Felony	1,002.05
Misdemeanor	385.38
Mental Hygiene	168.05
Juvenile	603.46
Parole/Prob. Rev.	432.45
Term/ Abuse & Neglect	1,183.40
Habeas/Sup. Ct.	2,112.73
Municipal Court Charges	418.16
Other	478.87
(Mandamus/Prohibition, Mag. Ct. Appeal, Extradition, Contempt, Fugitive, Other)	



APPOINTED COUNSEL HOURS PAID BY CASE TYPE

WEST VIRGINIA PUBLIC DEFENDER SERVICES APPOINTED COUNSEL HOURS

Felony	146,656.9
Misdemeanor	69,394.1
Mental Hygiene	9,650.0
Juvenile	35,643.8
Parole/Prob. Rev.	10,636.4
Term/Abuse & Neglect	177,787.2
Habeas/Supreme Court	14,286.0
Municipal Court Charges	3,910.8
Other	7,538.5
(Mag. Ct. Appeal, Mandamus/Prohibition, Extradition, Contempt, Fugitive, Other)	
Total Hours Paid	475,503.7



**WEST VIRGINIA PUBLIC DEFENDER SERVICES
 APPOINTED COUNSEL HOURS PAID BY CIRCUIT & CASE TYPE**

Circuit	Felony	Misd.	Mental Hygiene	Juv.	Parole Prob. Rev.	Term. Abuse	Habeas Sup. Ct.	Muni. Court	Other	Total Hours
01 Circuit										
BROOKE	1,979.6	370.3	235.6	103.7	143.4	1,376.6	21.5	0.0	61.4	4,292.1
HANCOCK	2,063.3	459.7	191.9	683.1	314.7	5,584.8	149.2	16.8	91.6	9,555.1
OHIO	3,669.9	774.8	2,081.0	316.0	27.4	6,858.5	750.6	0.0	1.9	14,480.1
Total	7,712.8	1,604.8	2,508.5	1,102.8	485.5	13,819.9	921.3	16.8	154.9	28,327.3
02 Circuit										
MARSHALL	1,287.5	2,308.7	274.2	262.1	245.9	692.1	90.8	13.8	69.9	5,245.0
TYLER	579.9	393.1	71.4	128.6	16.9	474.4	0.0	0.0	18.7	1,683.0
WETZEL	900.1	123.0	378.8	290.5	27.9	973.8	79.6	0.0	100.0	2,873.7
Total	2,767.5	2,824.8	724.4	681.2	290.7	2,140.3	170.4	13.8	188.6	9,801.7
03 Circuit										
DODDRIDGE	991.4	672.0	63.5	429.3	233.5	1,490.1	0.0	0.0	66.5	3,946.3
PLEASANTS	852.2	391.7	29.6	307.0	79.5	741.1	85.5	0.0	17.7	2,504.3
RITCHIE	1,230.1	801.7	30.7	263.3	23.8	1,618.3	0.0	0.0	67.6	4,035.5
Total	3,073.7	1,865.4	123.8	999.6	336.8	3,849.5	85.5	0.0	151.8	10,486.1
04 Circuit										
WIRT	835.2	323.2	6.0	307.3	24.6	250.3	50.8	0.0	36.5	1,833.9
WOOD	8,797.3	8,684.4	733.9	2,662.1	640.7	11,171.3	1,229.1	0.0	584.5	34,503.3
Total	9,632.5	9,007.6	739.9	2,969.4	665.3	11,421.6	1,279.9	0.0	621.0	36,337.2
05 Circuit										
CALHOUN	904.5	71.5	17.0	0.0	0.0	2,012.7	0.0	0.0	0.0	3,005.7
JACKSON	4,752.6	603.9	0.0	256.2	180.3	2,208.2	362.2	0.0	137.3	8,500.7
MASON	2,809.9	1,878.5	249.6	755.6	166.7	2,117.6	61.2	0.0	139.9	8,179.0
ROANE	2,402.3	611.3	23.7	39.0	82.3	990.0	147.6	0.0	31.1	4,327.3
Total	10,869.3	3,165.2	290.3	1,050.8	429.3	7,328.5	571.0	0.0	308.3	24,012.7
06 Circuit										
CABELL	7,242.2	915.4	1,342.9	626.4	538.9	7,010.2	853.0	19.7	381.2	18,929.9
Total	7,242.2	915.4	1,342.9	626.4	538.9	7,010.2	853.0	19.7	381.2	18,929.9
07 Circuit										
LOGAN	2,795.0	1,753.3	0.0	2,016.9	31.2	4,207.7	370.7	0.0	100.3	11,275.1
Total	2,795.0	1,753.3	0.0	2,016.9	31.2	4,207.7	370.7	0.0	100.3	11,275.1
08 Circuit										
MCDOWELL	3,786.1	1,665.9	64.9	174.6	7.6	2,868.8	207.3	0.0	23.0	8,798.2
Total	3,786.1	1,665.9	64.9	174.6	7.6	2,868.8	207.3	0.0	23.0	8,798.2
09 Circuit										
MERCER	10,131.3	2,252.1	591.1	1,732.5	479.0	12,168.0	1,443.6	345.2	861.2	30,004.0
Total	10,131.3	2,252.1	591.1	1,732.5	479.0	12,168.0	1,443.6	345.2	861.2	30,004.0
10 Circuit										
RALEIGH	3,683.0	1,046.4	25.6	436.3	289.5	7,458.5	263.3	0.0	165.3	13,367.9
Total	3,683.0	1,046.4	25.6	436.3	289.5	7,458.5	263.3	0.0	165.3	13,367.9
11 Circuit										
GREENBRIER	2,606.4	364.5	11.1	47.3	20.8	3,554.4	213.6	147.8	181.5	7,147.4
POCAHONTAS	1,738.3	145.0	40.0	56.7	0.0	1,793.3	0.0	0.0	64.0	3,837.3
Total	4,344.7	509.5	51.1	104.0	20.8	5,347.7	213.6	147.8	245.5	10,984.7
12 Circuit										
FAYETTE	2,044.2	278.6	0.0	246.7	40.7	2,521.9	176.6	7.8	20.5	5,337.0
Total	2,044.2	278.6	0.0	246.7	40.7	2,521.9	176.6	7.8	20.5	5,337.0

**WEST VIRGINIA PUBLIC DEFENDER SERVICES
 APPOINTED COUNSEL HOURS PAID BY CIRCUIT & CASE TYPE**

Circuit	Felony	Misd.	Mental Hygiene	Juv.	Parole Prob. Rev.	Term. Abuse	Habeas Sup. Ct.	Muni. Court	Other	Total Hours
13 Circuit										
KANAWHA	10,931.4	6,467.4	0.0	1,749.7	1,177.9	10,682.9	1,312.5	1,739.0	443.5	34,504.3
Total	10,931.4	6,467.4	0.0	1,749.7	1,177.9	10,682.9	1,312.5	1,739.0	443.5	34,504.3
14 Circuit										
BRAXTON	1,853.6	968.8	26.9	321.0	109.2	1,415.3	27.9	0.0	68.4	4,791.1
CLAY	957.0	377.0	2.7	245.4	117.2	5,541.9	595.9	0.0	20.4	7,857.5
GILMER	465.8	343.5	13.7	307.8	8.3	1,404.2	29.8	3.6	292.5	2,869.2
WEBSTER	1,692.2	758.6	4.4	785.7	39.3	5,234.1	357.0	0.0	21.9	8,893.2
Total	4,968.6	2,447.9	47.7	1,659.9	274.0	13,595.5	1,010.6	3.6	403.2	24,411.0
15 Circuit										
HARRISON	1,866.1	1,198.7	154.1	695.5	329.4	5,876.0	460.1	0.0	50.8	10,630.7
Total	1,866.1	1,198.7	154.1	695.5	329.4	5,876.0	460.1	0.0	50.8	10,630.7
16 Circuit										
MARION	8,234.8	3,712.0	420.3	2,058.1	615.3	3,297.0	244.7	383.8	417.2	19,383.2
Total	8,234.8	3,712.0	420.3	2,058.1	615.3	3,297.0	244.7	383.8	417.2	19,383.2
17 Circuit										
MONONGALIA	6,100.1	3,612.0	456.0	2,432.1	575.1	3,963.6	974.5	796.2	631.7	19,541.3
Total	6,100.1	3,612.0	456.0	2,432.1	575.1	3,963.6	974.5	796.2	631.7	19,541.3
18 Circuit										
PRESTON	957.4	559.7	5.1	110.9	130.5	2,085.6	279.9	0.0	37.0	4,166.1
Total	957.4	559.7	5.1	110.9	130.5	2,085.6	279.9	0.0	37.0	4,166.1
19 Circuit										
BARBOUR	1,374.6	1,090.1	34.9	960.3	37.8	2,662.0	0.0	0.0	78.0	6,237.7
TAYLOR	1,731.0	1,130.6	36.2	2,087.3	118.9	2,980.1	52.8	0.0	197.6	8,334.5
Total	3,105.6	2,220.7	71.1	3,047.6	156.7	5,642.1	52.8	0.0	275.6	14,572.2
20 Circuit										
RANDOLPH	2,710.8	2,356.4	44.0	2,002.2	298.4	2,091.9	267.9	300.8	60.4	10,132.8
Total	2,710.8	2,356.4	44.0	2,002.2	298.4	2,091.9	267.9	300.8	60.4	10,132.8
21 Circuit										
GRANT	1,874.7	601.1	25.5	136.5	321.0	1,616.4	94.4	0.0	134.2	4,803.8
MINERAL	2,521.6	1,855.5	29.9	501.0	340.4	935.4	310.3	0.0	271.3	6,765.4
TUCKER	299.6	200.7	2.8	99.5	4.7	347.8	42.5	0.0	67.8	1,065.4
Total	4,695.9	2,657.3	58.2	737.0	666.1	2,899.6	447.2	0.0	473.3	12,634.6
22 Circuit										
HAMPSHIRE	2,412.7	1,210.6	22.9	374.3	70.9	1,941.5	390.7	0.0	179.7	6,603.3
HARDY	2,453.3	1,395.7	10.0	547.4	202.9	2,356.0	67.3	0.0	85.6	7,118.2
PENDLETON	350.2	193.2	10.2	280.8	30.8	467.7	28.6	0.0	40.5	1,402.0
Total	5,216.2	2,799.5	43.1	1,202.5	304.6	4,765.2	486.6	0.0	305.8	15,123.5
23 Circuit										
BERKELEY	3,465.0	393.6	0.0	1,225.3	282.5	12,529.3	661.2	28.5	14.1	18,599.5
JEFFERSON	1,837.5	582.0	0.0	109.7	77.6	3,218.2	53.8	0.0	216.2	6,095.0
MORGAN	926.8	424.1	0.0	99.0	212.1	927.8	98.6	0.0	41.3	2,729.7
Total	6,229.3	1,399.7	0.0	1,434.0	572.2	16,675.3	813.6	28.5	271.6	27,424.2
24 Circuit										
WAYNE	915.0	284.4	244.5	160.5	193.3	3,933.5	196.4	47.7	28.0	6,003.3
Total	915.0	284.4	244.5	160.5	193.3	3,933.5	196.4	47.7	28.0	6,003.3

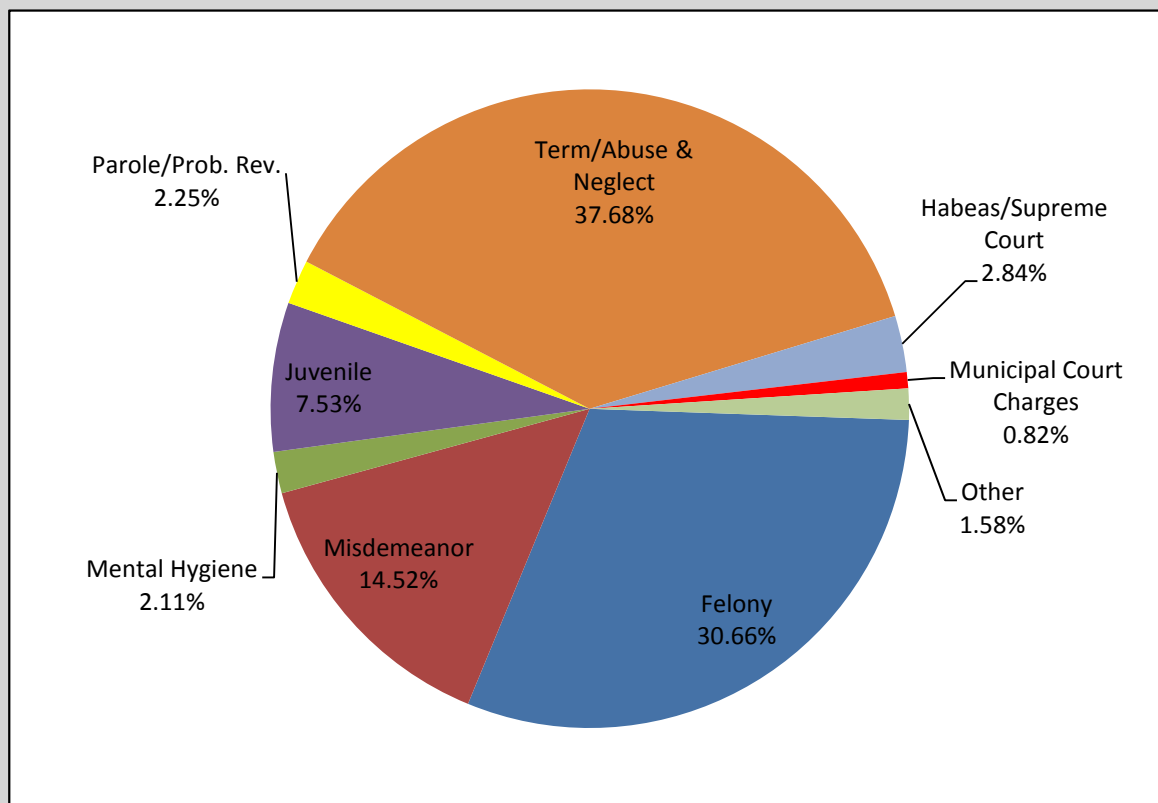
**WEST VIRGINIA PUBLIC DEFENDER SERVICES
 APPOINTED COUNSEL HOURS PAID BY CIRCUIT & CASE TYPE**

Circuit	Felony	Misd.	Mental Hygiene	Juv.	Parole Prob. Rev.	Term. Abuse	Habeas Sup. Ct.	Muni. Court	Other	Total Hours
25 Circuit										
BOONE	2,425.2	385.1	0.0	1,315.7	124.6	2,405.3	193.3	0.0	72.3	6,921.5
LINCOLN	2,986.6	1,042.1	337.2	300.0	412.9	2,464.2	83.4	0.0	71.0	7,697.4
Total	5,411.8	1,427.2	337.2	1,615.7	537.5	4,869.5	276.7	0.0	143.3	14,618.9
26 Circuit										
LEWIS	1,399.0	829.7	711.5	282.8	147.2	1,591.7	125.7	0.0	40.3	5,127.9
UPSHUR	2,256.7	1,433.2	19.4	881.4	298.2	2,318.7	235.9	0.0	31.9	7,475.4
Total	3,655.7	2,262.9	730.9	1,164.2	445.4	3,910.4	361.6	0.0	72.2	12,603.3
27 Circuit										
WYOMING	2,607.5	2,371.0	49.4	149.8	58.2	3,717.6	201.3	0.0	53.6	9,208.4
Total	2,607.5	2,371.0	49.4	149.8	58.2	3,717.6	201.3	0.0	53.6	9,208.4
28 Circuit										
NICHOLAS	1,269.4	217.4	3.3	120.9	65.1	2,768.4	17.9	0.0	0.0	4,462.4
Total	1,269.4	217.4	3.3	120.9	65.1	2,768.4	17.9	0.0	0.0	4,462.4
29 Circuit										
PUTNAM	5,191.9	5,094.2	506.8	2,037.4	520.7	1,442.2	8.0	55.6	486.9	15,343.7
Total	5,191.9	5,094.2	506.8	2,037.4	520.7	1,442.2	8.0	55.6	486.9	15,343.7
30 Circuit										
MINGO	2,172.9	466.6	12.6	655.1	60.0	4,485.4	215.4	0.0	92.9	8,161.0
Total	2,172.9	466.6	12.6	655.1	60.0	4,485.4	215.4	0.0	92.9	8,161.0
31 Circuit										
MONROE	1,015.7	622.7	0.0	224.3	26.7	508.1	53.6	4.5	61.6	2,517.2
SUMMERS	1,318.5	327.3	3.2	245.2	14.0	434.8	48.5	0.0	8.3	2,399.8
Total	2,334.2	950.0	3.2	469.5	40.7	942.9	102.1	4.5	69.9	4,917.0
WV TOTAL	146,656.9	69,394.1	9,650.0	35,643.8	10,636.4	177,787.2	14,286.0	3,910.8	7,538.5	475,503.6

APPOINTED COUNSEL FEES PAID BY CASE TYPE

WEST VIRGINIA PUBLIC DEFENDER SERVICES APPOINTED COUNSEL FEES PAID

Felony	7,005,672.37
Misdemeanor	3,317,798.85
Mental Hygiene	481,088.00
Juvenile	1,721,062.50
Parole/Prob. Rev.	513,934.00
Term/Abuse & Neglect	8,609,432.72
Habeas/Supreme Court	649,346.82
Municipal Court Charges	188,260.00
Other	360,033.00
(Mag. Ct. Appeal, Mandamus/Prohibition, Extradition, Contempt, Fugitive, Other)	
Total Fees Paid	22,846,628.26



**WEST VIRGINIA PUBLIC DEFENDER SERVICES
 APPOINTED COUNSEL FEES BY CASE TYPE**

Circuit	Felony	Misd.	Mental Hygiene	Juv.	Parole Prob. Rev.	Term. Abuse	Habeas Sup. Ct.	Muni. Court	Other	Total Fee
01 Circuit										
BROOKE	93,558.00	17,639.50	11,302.00	5,018.50	6,995.00	66,523.00	967.50	0.00	2,957.00	204,960.50
HANCOCK	99,614.50	22,992.50	9,151.50	32,521.50	15,633.50	264,458.00	6,722.00	806.00	4,432.00	456,331.50
OHIO	171,023.50	35,472.00	98,393.00	14,980.00	1,295.00	321,570.50	34,027.00	0.00	93.50	676,854.50
TOTAL	364,196.00	76,104.00	118,846.50	52,520.00	23,923.50	652,551.50	41,716.50	806.00	7,482.50	1,338,146.50
02 Circuit										
MARSHALL	60,559.50	111,291.50	13,597.00	12,824.50	11,847.50	33,218.50	4,092.00	673.00	3,592.00	251,695.50
TYLER	27,395.50	18,959.50	3,405.00	6,225.00	824.50	23,400.00	0.00	0.00	875.50	81,085.00
WETZEL	42,672.50	5,913.00	18,456.00	14,046.50	1,335.50	47,367.00	3,582.00	0.00	4,832.00	138,204.50
TOTAL	130,627.50	136,164.00	35,458.00	33,096.00	14,007.50	103,985.50	7,674.00	673.00	9,299.50	470,985.00
03 Circuit										
DODDRIDGE	46,181.00	31,786.00	3,205.50	20,152.50	10,935.50	70,306.50	0.00	0.00	3,174.50	185,741.50
PLEASANTS	39,785.00	18,342.50	1,500.00	14,515.00	3,721.50	35,075.50	3,887.50	0.00	836.50	117,663.50
RITCHIE	57,880.50	37,650.50	1,557.50	12,648.50	1,113.00	78,345.50	0.00	0.00	3,224.00	192,419.50
TOTAL	143,846.50	87,779.00	6,263.00	47,316.00	15,770.00	183,727.50	3,887.50	0.00	7,235.00	495,824.50
04 Circuit										
WIRT	38,866.00	15,408.00	312.00	14,618.50	1,151.00	11,787.50	2,286.00	0.00	1,718.50	86,147.50
WOOD	414,798.50	412,868.00	36,363.50	125,088.50	30,715.50	533,606.50	55,785.50	0.00	27,554.50	1,636,780.50
TOTAL	453,664.50	428,276.00	36,675.50	139,707.00	31,866.50	545,394.00	58,071.50	0.00	29,273.00	1,722,928.00
05 Circuit										
CALHOUN	42,376.50	3,615.50	921.00	0.00	0.00	99,333.50	0.00	0.00	0.00	146,246.50
JACKSON	227,729.00	29,331.50	0.00	12,363.00	8,827.50	108,235.00	16,467.00	0.00	6,516.50	409,469.50
MASON	135,545.50	88,850.50	12,520.00	37,564.00	8,259.50	105,098.00	2,754.00	0.00	6,657.50	397,249.00
ROANE	114,525.50	29,114.50	1,138.50	1,973.00	3,991.50	49,350.00	6,794.00	0.00	1,505.50	208,392.50
TOTAL	520,176.50	150,912.00	14,579.50	51,900.00	21,078.50	362,016.50	26,015.00	0.00	14,679.50	1,161,357.50
06 Circuit										
CABELL	356,841.00	46,771.00	71,194.50	32,352.00	26,228.50	354,227.00	38,823.00	1,006.50	18,870.00	946,313.50
TOTAL	356,841.00	46,771.00	71,194.50	32,352.00	26,228.50	354,227.00	38,823.00	1,006.50	18,870.00	946,313.50
07 Circuit										
LOGAN	136,339.00	84,810.50	0.00	98,640.50	1,478.00	207,356.50	16,817.50	0.00	4,745.50	550,187.50
TOTAL	136,339.00	84,810.50	0.00	98,640.50	1,478.00	207,356.50	16,817.50	0.00	4,745.50	550,187.50

**WEST VIRGINIA PUBLIC DEFENDER SERVICES
 APPOINTED COUNSEL FEES BY CASE TYPE**

Circuit	Felony	Misd.	Mental Hygiene	Juv.	Parole Prob. Rev.	Term. Abuse	Habeas Sup. Ct.	Muni. Court	Other	Total Fee
08 Circuit										
MCDOWELL	181,529.50	78,719.50	3,410.50	8,551.00	362.00	140,527.50	9,328.50	0.00	1,153.00	423,581.50
TOTAL	181,529.50	78,719.50	3,410.50	8,551.00	362.00	140,527.50	9,328.50	0.00	1,153.00	423,581.50
09 Circuit										
MERCER	482,368.50	110,046.50	28,839.50	84,898.50	23,871.00	587,612.00	65,978.00	17,254.00	40,862.00	1,441,730.00
TOTAL	482,368.50	110,046.50	28,839.50	84,898.50	23,871.00	587,612.00	65,978.00	17,254.00	40,862.00	1,441,730.00
10 Circuit										
RALEIGH	176,321.00	50,568.00	1,362.00	20,809.50	13,841.50	362,999.00	12,090.50	0.00	7,770.50	645,762.00
TOTAL	176,321.00	50,568.00	1,362.00	20,809.50	13,841.50	362,999.00	12,090.50	0.00	7,770.50	645,762.00
11 Circuit										
GREENBRIER	121,836.00	17,118.50	653.50	2,252.50	950.00	166,850.00	9,672.00	6,797.00	8,421.50	334,551.00
POCAHONTAS	81,553.50	6,863.00	2,192.00	2,851.50	0.00	84,888.50	0.00	0.00	2,950.00	181,298.50
TOTAL	203,389.50	23,981.50	2,845.50	5,104.00	950.00	251,738.50	9,672.00	6,797.00	11,371.50	515,849.50
12 Circuit										
FAYETTE	97,517.00	14,049.00	0.00	11,671.50	1,997.50	122,225.50	7,947.00	389.00	1,054.50	256,851.00
TOTAL	97,517.00	14,049.00	0.00	11,671.50	1,997.50	122,225.50	7,947.00	389.00	1,054.50	256,851.00
13 Circuit										
KANAWHA	519,667.50	306,830.85	0.00	84,640.50	56,379.50	517,104.27	59,392.50	84,675.00	20,905.50	1,649,595.62
TOTAL	519,667.50	306,830.85	0.00	84,640.50	56,379.50	517,104.27	59,392.50	84,675.00	20,905.50	1,649,595.62
14 Circuit										
BRAXTON	88,252.00	45,970.00	1,558.50	15,835.00	5,234.00	69,438.50	1,255.50	0.00	3,404.00	230,947.50
CLAY	45,319.00	17,973.00	161.50	11,911.00	5,612.00	267,017.50	26,969.50	0.00	978.00	375,941.50
GILMER	22,343.00	16,487.50	744.50	15,017.00	387.50	67,527.00	1,347.00	168.00	13,702.50	137,724.00
WEBSTER	81,187.00	36,285.00	204.00	37,536.50	1,950.50	251,716.50	16,313.00	0.00	1,075.50	426,268.00
TOTAL	237,101.00	116,715.50	2,668.50	80,299.50	13,184.00	655,699.50	45,885.00	168.00	19,160.00	1,170,881.00
15 Circuit										
HARRISON	90,066.50	56,819.50	7,704.50	34,263.50	16,003.00	288,142.00	20,918.50	0.00	2,520.00	516,437.50
TOTAL	90,066.50	56,819.50	7,704.50	34,263.50	16,003.00	288,142.00	20,918.50	0.00	2,520.00	516,437.50
16 Circuit										
MARION	382,358.00	173,391.00	21,111.50	96,009.00	29,014.50	153,955.95	11,103.50	18,055.00	19,532.00	904,530.45
TOTAL	382,358.00	173,391.00	21,111.50	96,009.00	29,014.50	153,955.95	11,103.50	18,055.00	19,532.00	904,530.45

**WEST VIRGINIA PUBLIC DEFENDER SERVICES
 APPOINTED COUNSEL FEES BY CASE TYPE**

Circuit	Felony	Misd.	Mental Hygiene	Juv.	Parole Prob. Rev.	Term. Abuse	Habeas Sup. Ct.	Muni. Court	Other	Total Fee
17 Circuit										
MONONGALIA	291,254.50	171,100.00	24,210.00	117,920.50	27,481.50	188,010.00	44,642.50	37,571.00	30,290.50	932,480.50
TOTAL	291,254.50	171,100.00	24,210.00	117,920.50	27,481.50	188,010.00	44,642.50	37,571.00	30,290.50	932,480.50
18 Circuit										
PRESTON	44,931.00	26,224.50	251.50	5,192.50	6,142.50	99,046.00	12,681.50	0.00	1,733.00	196,202.50
TOTAL	44,931.00	26,224.50	251.50	5,192.50	6,142.50	99,046.00	12,681.50	0.00	1,733.00	196,202.50
19 Circuit										
BARBOUR	64,307.00	50,170.50	1,612.50	44,267.50	1,849.00	124,025.50	0.00	0.00	3,552.00	289,784.00
TAYLOR	82,089.00	53,633.00	1,935.00	96,188.50	5,756.50	139,478.50	2,412.00	0.00	9,256.00	390,748.50
TOTAL	146,396.00	103,803.50	3,547.50	140,456.00	7,605.50	263,504.00	2,412.00	0.00	12,808.00	680,532.50
20 Circuit										
RANDOLPH	131,600.00	113,762.00	2,294.00	98,981.00	14,598.00	101,717.50	12,315.50	14,186.00	2,990.00	492,444.00
TOTAL	131,600.00	113,762.00	2,294.00	98,981.00	14,598.00	101,717.50	12,315.50	14,186.00	2,990.00	492,444.00
21 Circuit										
GRANT	89,629.50	29,473.50	1,407.50	6,628.50	15,375.00	76,914.00	4,248.00	0.00	6,265.00	229,941.00
MINERAL	119,340.00	89,377.50	1,555.50	23,681.00	15,964.00	44,595.00	14,007.50	0.00	13,556.50	322,077.00
TUCKER	14,328.00	9,347.50	142.00	4,719.50	241.50	16,531.00	1,934.50	0.00	3,247.00	50,491.00
TOTAL	223,297.50	128,198.50	3,105.00	35,029.00	31,580.50	138,040.00	20,190.00	0.00	23,068.50	602,509.00
22 Circuit										
HAMPSHIRE	116,827.50	58,559.00	1,368.50	18,399.50	3,422.50	94,295.50	17,643.50	0.00	8,782.50	319,298.50
HARDY	119,992.50	66,954.50	510.00	26,329.00	9,856.50	116,042.00	3,060.50	0.00	4,220.00	346,965.00
PENDLETON	16,941.00	9,194.00	629.00	13,246.00	1,446.00	22,576.50	1,287.00	0.00	1,928.50	67,248.00
TOTAL	253,761.00	134,707.50	2,507.50	57,974.50	14,725.00	232,914.00	21,991.00	0.00	14,931.00	733,511.50
23 Circuit										
BERKELEY	168,493.00	18,982.00	0.00	59,158.50	13,726.50	608,128.50	30,058.00	1,396.50	686.50	900,629.50
JEFFERSON	88,819.50	28,436.00	0.00	5,400.50	3,846.00	159,871.00	2,441.00	0.00	10,157.00	298,971.00
MORGAN	44,584.00	20,238.50	0.00	4,894.50	10,204.50	44,405.00	4,485.82	0.00	1,924.50	130,736.82
TOTAL	301,896.50	67,656.50	0.00	69,453.50	27,777.00	812,404.50	36,984.82	1,396.50	12,768.00	1,330,337.32
24 Circuit										
WAYNE	46,175.00	14,578.00	14,924.50	8,226.50	9,702.50	202,319.50	8,986.00	2,450.50	1,446.00	308,808.50
TOTAL	46,175.00	14,578.00	14,924.50	8,226.50	9,702.50	202,319.50	8,986.00	2,450.50	1,446.00	308,808.50

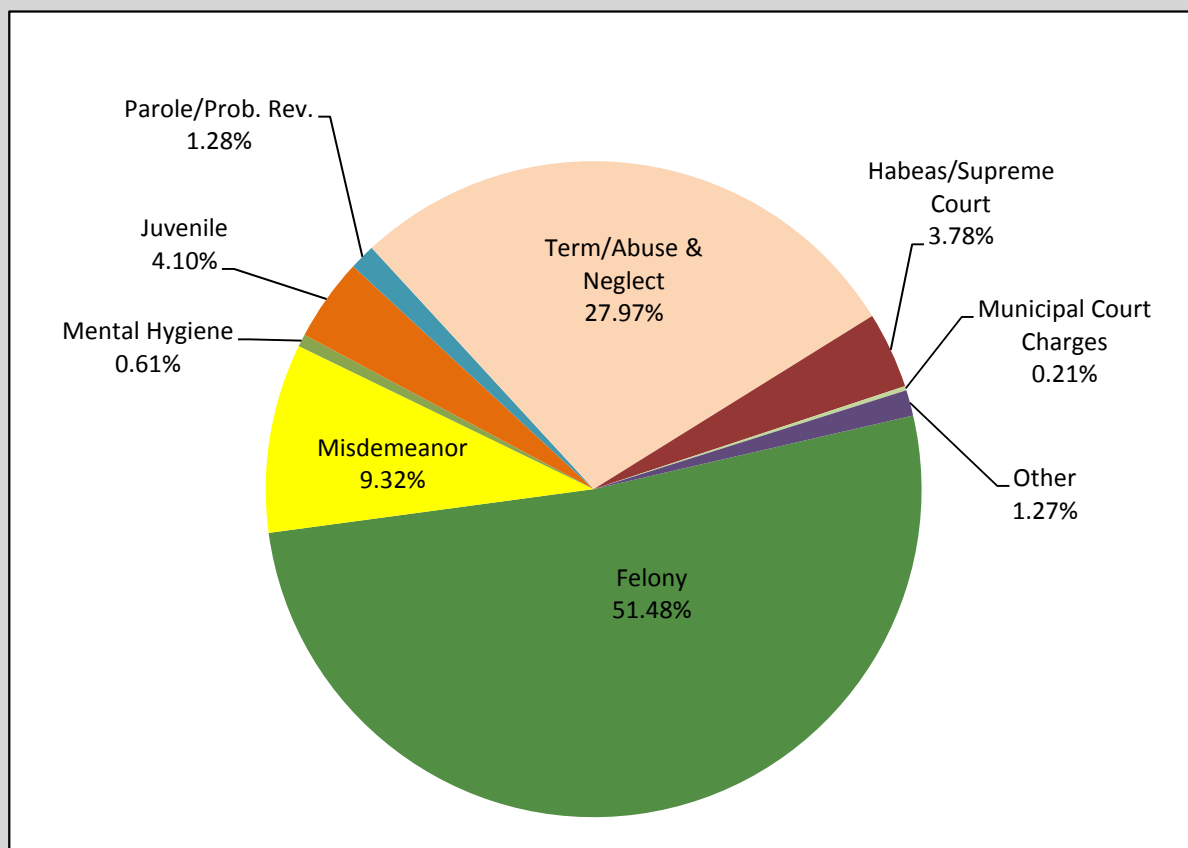
**WEST VIRGINIA PUBLIC DEFENDER SERVICES
 APPOINTED COUNSEL FEES BY CASE TYPE**

Circuit	Felony	Misd.	Mental Hygiene	Juv.	Parole Prob. Rev.	Term. Abuse	Habeas Sup. Ct.	Muni. Court	Other	Total Fee
25 Circuit										
BOONE	122,130.00	19,705.50	0.00	66,744.50	6,383.00	127,736.50	8,822.50	0.00	3,453.50	354,975.50
LINCOLN	142,615.00	49,810.50	15,656.00	14,694.00	19,518.50	118,643.00	3,783.00	0.00	3,291.00	368,011.00
TOTAL	264,745.00	69,516.00	15,656.00	81,438.50	25,901.50	246,379.50	12,605.50	0.00	6,744.50	722,986.50
26 Circuit										
LEWIS	66,493.00	40,106.50	35,081.50	13,546.00	7,370.00	74,810.50	5,682.50	0.00	1,929.50	245,019.50
UPSHUR	108,201.50	68,778.00	999.00	42,301.00	15,055.00	107,619.50	10,669.50	0.00	1,543.50	355,167.00
TOTAL	174,694.50	108,884.50	36,080.50	55,847.00	22,425.00	182,430.00	16,352.00	0.00	3,473.00	600,186.50
27 Circuit										
WYOMING	123,087.50	112,497.00	2,783.00	7,317.00	2,901.00	177,906.00	9,142.50	0.00	2,632.00	438,266.00
TOTAL	123,087.50	112,497.00	2,783.00	7,317.00	2,901.00	177,906.00	9,142.50	0.00	2,632.00	438,266.00
28 Circuit										
NICHOLAS	60,855.00	10,725.00	214.50	5,938.50	3,087.50	133,938.00	807.50	0.00	0.00	215,566.00
TOTAL	60,855.00	10,725.00	214.50	5,938.50	3,087.50	133,938.00	807.50	0.00	0.00	215,566.00
29 Circuit										
PUTNAM	245,060.00	243,631.00	23,716.00	98,299.00	24,999.50	70,487.00	376.00	2,620.00	23,144.50	732,333.00
TOTAL	245,060.00	243,631.00	23,716.00	98,299.00	24,999.50	70,487.00	376.00	2,620.00	23,144.50	732,333.00
30 Circuit										
MINGO	107,598.37	24,581.00	667.00	33,497.00	2,962.00	224,971.50	9,929.00	0.00	4,734.50	408,940.37
TOTAL	107,598.37	24,581.00	667.00	33,497.00	2,962.00	224,971.50	9,929.00	0.00	4,734.50	408,940.37
31 Circuit										
MONROE	49,956.50	30,243.50	0.00	11,365.50	1,389.50	24,910.50	2,428.00	212.50	2,950.00	123,456.00
SUMMERS	64,354.50	15,752.50	172.00	12,348.00	700.00	21,192.00	2,182.50	0.00	405.50	117,107.00
TOTAL	114,311.00	45,996.00	172.00	23,713.50	2,089.50	46,102.50	4,610.50	212.50	3,355.50	240,563.00
WV TOTAL	7,005,672.37	3,317,798.85	481,088.00	1,721,062.50	513,934.00	8,609,432.72	649,346.82	188,260.00	360,033.00	22,846,628.26

APPOINTED COUNSEL EXPENSES PAID BY CASE TYPE

APPOINTED COUNSEL EXPENSES PAID INCLUDING DIRECT EXPENSES

Felony	1,228,151.08
Misdemeanor	222,338.50
Mental Hygiene	14,477.40
Juvenile	97,763.90
Parole/Prob. Rev.	30,524.72
Term/Abuse & Neglect	667,243.58
Habeas/Supreme Court	90,107.16
Municipal Court Charges	4,928.32
Other	30,249.17
(Mag. Ct. Appeal, Mandamus/Prohibition, Extradition, Contempt, Fugitive, Other)	
Total Hours Paid	2,385,783.83



**WEST VIRGINIA PUBLIC DEFENDER SERVICES
 APPOINTED COUNSEL EXPENSES BY CASE TYPE**

Circuit County	Felony	Misd.	Mental Hygiene	Juv.	Parole			Habeas Sup. Ct.	Muni. Court	Other	Total Expenses
					Prob.	Rev.	Term. Abuse				
01 Circuit											
BROOKE	9,277.96	1,577.24	512.41	306.47	543.15	3,751.81	0.00	0.00	235.04	16,204.08	
HANCOCK	7,705.38	1,483.60	370.41	1,884.24	990.69	18,247.36	589.69	34.03	504.13	31,809.53	
OHIO	21,722.02	605.80	75.45	3,054.29	22.17	13,766.75	3,630.88	0.00	0.00	42,877.36	
Total	38,705.36	3,666.64	958.27	5,245.00	1,556.01	35,765.92	4,220.57	34.03	739.17	90,890.97	
02 Circuit											
MARSHALL	1,161.94	2,883.35	755.65	605.10	298.36	545.42	61.12	7.57	41.67	6,360.18	
TYLER	2,181.81	1,349.72	736.08	289.25	115.15	2,761.35	0.00	0.00	104.86	7,538.22	
WETZEL	13,614.38	553.52	2,488.49	907.85	106.32	3,120.82	242.72	0.00	0.00	21,034.10	
Total	16,958.13	4,786.59	3,980.22	1,802.20	519.83	6,427.59	303.84	7.57	146.53	34,932.50	
03 Circuit											
DODDRIDGE	10,211.78	6,260.41	162.36	2,003.75	1,281.34	9,983.50	0.00	0.00	279.53	30,182.67	
PLEASANTS	6,006.34	3,056.55	92.12	1,153.14	405.91	4,410.25	209.18	0.00	54.60	15,388.09	
RITCHIE	13,104.73	6,984.18	3.48	456.37	172.62	9,207.25	0.00	0.00	237.58	30,166.21	
Total	29,322.85	16,301.14	257.96	3,613.26	1,859.87	23,601.00	209.18	0.00	571.71	75,736.97	
04 Circuit											
WIRT	13,079.84	2,476.04	2.70	1,526.57	123.23	1,243.57	1,033.05	0.00	170.62	19,655.62	
WOOD	104,706.06	51,458.90	786.56	5,726.92	3,809.99	67,183.47	8,323.26	0.00	1,803.65	243,798.81	
Total	117,785.90	53,934.94	789.26	7,253.49	3,933.22	68,427.04	9,356.31	0.00	1,974.27	263,454.43	
05 Circuit											
CALHOUN	13,187.02	565.78	36.66	0.00	0.00	10,256.79	0.00	0.00	0.00	24,046.25	
JACKSON	42,431.51	4,201.61	0.00	1,894.15	1,100.83	8,973.09	2,641.71	0.00	952.48	62,195.38	
MASON	9,984.74	2,272.32	0.00	1,002.28	465.81	3,456.63	400.35	0.00	713.60	18,295.73	
ROANE	23,537.48	4,634.04	299.64	155.18	600.82	4,823.40	1,180.70	0.00	2,030.30	37,261.56	
Total	89,140.75	11,673.75	336.30	3,051.61	2,167.46	27,509.91	4,222.76	0.00	3,696.38	141,798.92	
06 Circuit											
CABELL	86,485.73	739.11	91.91	324.86	956.16	7,038.20	2,953.65	3.29	1,019.76	99,612.67	
Total	86,485.73	739.11	91.91	324.86	956.16	7,038.20	2,953.65	3.29	1,019.76	99,612.67	
07 Circuit											
LOGAN	18,791.99	3,637.20	0.00	2,321.71	153.56	6,106.13	1,651.32	0.00	519.82	33,181.73	
Total	18,791.99	3,637.20	0.00	2,321.71	153.56	6,106.13	1,651.32	0.00	519.82	33,181.73	

**WEST VIRGINIA PUBLIC DEFENDER SERVICES
 APPOINTED COUNSEL EXPENSES BY CASE TYPE**

Circuit County	Felony	Misd.	Mental Hygiene	Juv.	Parole			Habeas Sup. Ct.	Muni. Court	Other	Total Expenses
					Prob.	Rev.	Term. Abuse				
08 Circuit											
MCDOWELL	7,576.74	1,560.50	0.00	501.19	3.05	6,398.17	1,447.87	0.00	48.00		17,535.52
Total	7,576.74	1,560.50	0.00	501.19	3.05	6,398.17	1,447.87	0.00	48.00		17,535.52
09 Circuit											
MERCER	72,112.68	10,274.85	2,490.77	10,908.56	1,875.93	54,630.40	11,812.61	1,686.91	6,433.12		172,225.83
Total	72,112.68	10,274.85	2,490.77	10,908.56	1,875.93	54,630.40	11,812.61	1,686.91	6,433.12		172,225.83
10 Circuit											
RALEIGH	30,221.65	3,909.66	28.59	1,048.68	892.27	53,743.08	4,975.10	0.00	787.73		95,606.76
Total	30,221.65	3,909.66	28.59	1,048.68	892.27	53,743.08	4,975.10	0.00	787.73		95,606.76
11 Circuit											
GREENBRIER	1,209.44	154.36	14.19	44.30	0.00	1,280.05	1,251.91	0.00	151.19		4,105.44
POCAHONTAS	4,671.34	437.60	28.20	124.08	0.00	895.54	0.00	0.00	69.66		6,226.42
Total	5,880.78	591.96	42.39	168.38	0.00	2,175.59	1,251.91	0.00	220.85		10,331.86
12 Circuit											
FAYETTE	6,548.27	188.74	0.00	360.35	128.02	4,463.38	1,327.35	4.40	40.89		13,061.40
Total	6,548.27	188.74	0.00	360.35	128.02	4,463.38	1,327.35	4.40	40.89		13,061.40
13 Circuit											
KANAWHA	62,674.11	8,251.74	0.00	5,495.98	1,052.44	18,388.83	9,497.04	1,666.29	516.23		107,542.66
Total	62,674.11	8,251.74	0.00	5,495.98	1,052.44	18,388.83	9,497.04	1,666.29	516.23		107,542.66
14 Circuit											
BRAXTON	8,702.54	5,636.36	9.40	607.26	732.54	5,442.60	113.01	0.00	58.34		21,302.05
CLAY	6,128.50	2,411.33	0.00	359.07	571.87	25,025.49	1,179.64	0.00	116.63		35,792.53
GILMER	2,044.62	1,742.88	0.00	1,059.21	0.00	7,114.74	151.40	59.12	1,193.06		13,365.03
WEBSTER	13,195.91	3,922.93	30.00	4,314.84	242.45	29,982.37	1,238.80	0.00	158.41		53,085.71
Total	30,071.57	13,713.50	39.40	6,340.38	1,546.86	67,565.20	2,682.85	59.12	1,526.44		123,545.32
15 Circuit											
HARRISON	11,966.46	1,221.00	336.20	787.92	599.57	14,677.15	2,593.39	0.00	38.11		32,219.80
Total	11,966.46	1,221.00	336.20	787.92	599.57	14,677.15	2,593.39	0.00	38.11		32,219.80
16 Circuit											
MARION	28,157.59	3,359.99	268.68	880.15	411.82	3,175.90	864.76	227.55	341.51		37,687.95
Total	28,157.59	3,359.99	268.68	880.15	411.82	3,175.90	864.76	227.55	341.51		37,687.95

**WEST VIRGINIA PUBLIC DEFENDER SERVICES
 APPOINTED COUNSEL EXPENSES BY CASE TYPE**

Circuit County	Felony	Misd.	Mental Hygiene	Juv.	Parole			Habeas Sup. Ct.	Muni. Court	Other	Total Expenses
					Prob.	Rev.	Term. Abuse				
17 Circuit											
MONONGALIA	50,602.62	5,635.42	185.12	5,089.32	1,445.72	5,575.52	5,322.41	756.84	1,363.39	75,976.36	
Total	50,602.62	5,635.42	185.12	5,089.32	1,445.72	5,575.52	5,322.41	756.84	1,363.39	75,976.36	
18 Circuit											
PRESTON	21,824.26	2,314.47	3.76	487.04	387.28	8,737.24	1,385.06	0.00	155.73	35,294.84	
Total	21,824.26	2,314.47	3.76	487.04	387.28	8,737.24	1,385.06	0.00	155.73	35,294.84	
19 Circuit											
BARBOUR	5,478.10	2,804.99	89.00	1,930.35	137.24	7,741.01	0.00	0.00	219.67	18,400.36	
TAYLOR	4,014.44	2,179.56	8.46	3,083.25	152.67	6,964.01	359.68	0.00	528.52	17,290.59	
Total	9,492.54	4,984.55	97.46	5,013.60	289.91	14,705.02	359.68	0.00	748.19	35,690.95	
20 Circuit											
RANDOLPH	10,216.36	5,867.52	43.99	2,754.67	457.34	6,286.90	1,573.76	310.01	1,467.77	28,978.32	
Total	10,216.36	5,867.52	43.99	2,754.67	457.34	6,286.90	1,573.76	310.01	1,467.77	28,978.32	
21 Circuit											
GRANT	17,599.27	482.82	0.00	124.79	768.59	7,125.80	1,056.08	0.00	1,334.63	28,491.98	
MINERAL	19,409.68	2,007.23	23.57	308.09	681.75	3,394.68	4,167.55	0.00	1,061.91	31,054.46	
TUCKER	1,282.01	1,090.42	21.62	302.76	42.30	946.96	80.95	0.00	74.50	3,841.52	
Total	38,290.96	3,580.47	45.19	735.64	1,492.64	11,467.44	5,304.58	0.00	2,471.04	63,387.96	
22 Circuit											
HAMPSHIRE	57,115.25	2,159.51	0.00	5,555.37	172.54	2,564.68	1,463.31	0.00	264.79	69,295.45	
HARDY	23,247.36	3,634.52	0.00	7,332.02	228.28	3,218.97	432.56	0.00	2,379.19	40,472.90	
PENDLETON	1,444.41	714.01	0.00	258.29	169.44	899.82	837.50	0.00	154.17	4,477.64	
Total	81,807.02	6,508.04	0.00	13,145.68	570.26	6,683.47	2,733.37	0.00	2,798.15	114,245.99	
23 Circuit											
BERKELEY	99,932.26	740.14	0.00	6,308.79	532.56	104,250.86	2,903.56	39.27	22.23	214,729.67	
JEFFERSON	109,595.83	2,437.65	0.00	406.70	1,235.59	21,283.58	3,772.67	0.00	268.20	139,000.22	
MORGAN	13,677.41	4,875.46	0.00	2,305.09	803.48	8,652.14	1,040.67	0.00	128.45	31,482.70	
Total	223,205.50	8,053.25	0.00	9,020.58	2,571.63	134,186.58	7,716.90	39.27	418.88	385,212.59	
24 Circuit											
WAYNE	6,089.39	554.51	118.47	345.94	439.94	7,809.08	1,063.55	0.00	135.46	16,556.34	
Total	6,089.39	554.51	118.47	345.94	439.94	7,809.08	1,063.55	0.00	135.46	16,556.34	

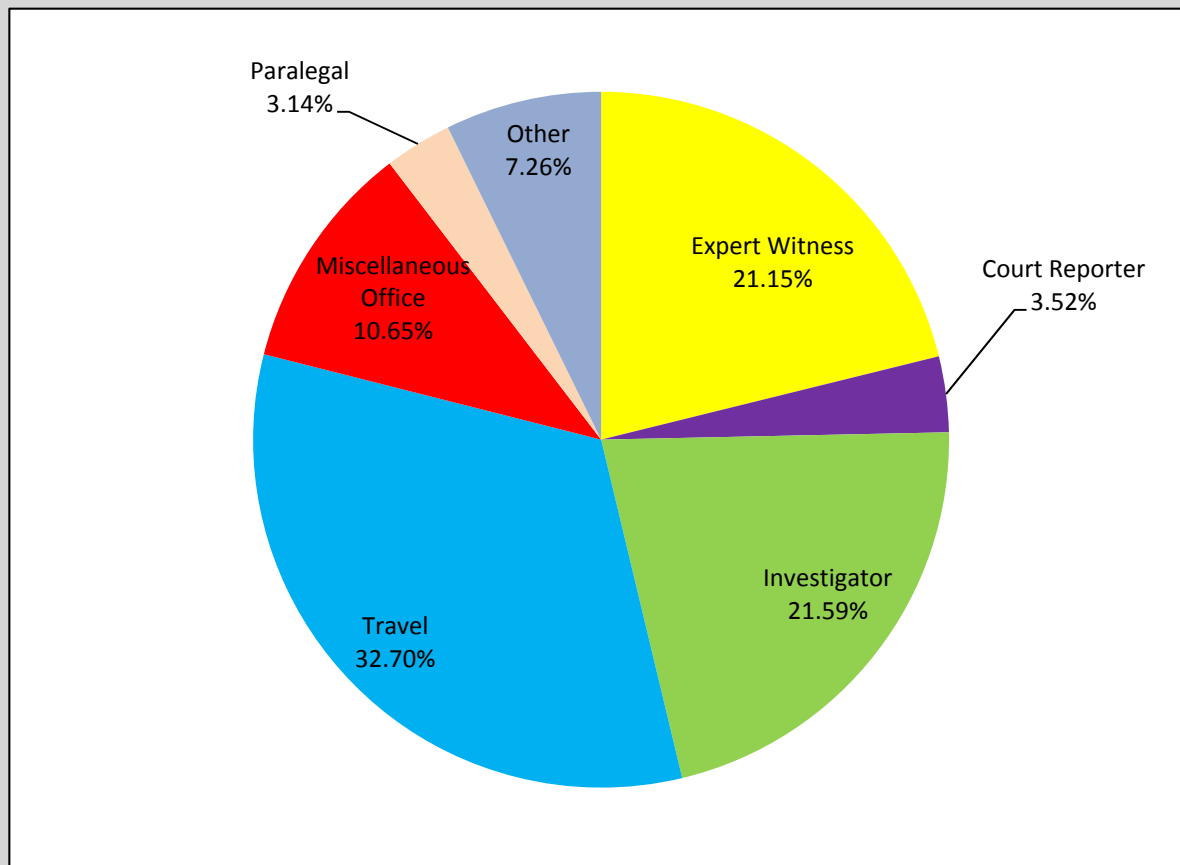
**WEST VIRGINIA PUBLIC DEFENDER SERVICES
 APPOINTED COUNSEL EXPENSES BY CASE TYPE**

Circuit County	Felony	Misd.	Mental Hygiene	Juv.	Parole		Term. Abuse	Habeas Sup. Ct.	Muni. Court	Other	Total Expenses
					Prob. Rev.	Rev.					
25 Circuit											
BOONE	8,329.30	485.43	0.00	559.88	35.95	1,559.15	472.51	0.00	94.49		11,536.71
LINCOLN	10,617.01	2,199.17	905.85	895.80	849.23	6,104.98	1,605.53	0.00	65.74		23,243.31
Total	18,946.31	2,684.60	905.85	1,455.68	885.18	7,664.13	2,078.04	0.00	160.23		34,780.02
26 Circuit											
LEWIS	11,549.34	2,100.94	2,679.72	1,271.37	568.69	2,103.59	544.03	0.00	148.36		20,966.04
UPSHUR	22,724.35	2,902.00	79.90	1,687.51	832.58	1,171.73	1,040.21	0.00	25.86		30,464.14
Total	34,273.69	5,002.94	2,759.62	2,958.88	1,401.27	3,275.32	1,584.24	0.00	174.22		51,430.18
27 Circuit											
WYOMING	33,610.30	22,823.71	84.26	889.19	292.17	31,585.39	657.91	0.00	105.90		90,048.83
Total	33,610.30	22,823.71	84.26	889.19	292.17	31,585.39	657.91	0.00	105.90		90,048.83
28 Circuit											
NICHOLAS	6,873.96	623.07	30.00	125.28	821.32	9,703.18	247.64	0.00	0.00		18,424.45
Total	6,873.96	623.07	30.00	125.28	821.32	9,703.18	247.64	0.00	0.00		18,424.45
29 Circuit											
PUTNAM	22,007.20	11,874.72	582.33	4,144.91	1,705.03	13,025.75	50.75	100.61	1,092.08		54,583.38
Total	22,007.20	11,874.72	582.33	4,144.91	1,705.03	13,025.75	50.75	100.61	1,092.08		54,583.38
30 Circuit											
MINGO	1,743.10	74.61	1.40	52.25	1.20	1,757.23	446.54	0.00	208.60		4,284.93
Total	1,743.10	74.61	1.40	52.25	1.20	1,757.23	446.54	0.00	208.60		4,284.93
31 Circuit											
MONROE	10,931.83	2,636.62	0.00	793.10	80.13	2,270.40	112.59	32.43	322.16		17,179.26
SUMMERS	5,835.48	1,308.69	0.00	648.42	27.63	2,417.44	99.63	0.00	6.85		10,344.14
Total	16,767.31	3,945.31	0.00	1,441.52	107.76	4,687.84	212.22	32.43	329.01		27,523.40
WV TOTAL	1,228,151.08	222,338.50	14,477.40	97,763.90	30,524.72	667,243.58	90,107.16	4,928.32	30,249.17		2,385,783.83

APPOINTED COUNSEL EXPENSES PAID BY CATEGORY

WEST VIRGINIA PUBLIC DEFENDER SERVICES APPOINTED COUNSEL EXPENSES BY CATEGORY

Expert Witness	\$504,480.96
Court Reporter	\$83,902.02
Investigator	\$515,075.52
Travel	\$780,124.33
Miscellaneous Office	\$254,106.02
Paralegal	\$74,828.81
Other	\$173,266.17
Total Expenses	\$2,385,783.83



**WEST VIRGINIA PUBLIC DEFENDER SERVICES
 APPOINTED COUNSEL TOTAL EXPENSES BY CIRCUIT & CATEGORY**

Circuit County	Expert Witness	Court Reporter	Investigator	Travel	Misc. Office	Paralegal	Other	Expense Total
01 Circuit								
BROOKE	8.90	0.00	0.00	12,794.03	1,843.07	0.00	1,558.08	16,204.08
HANCOCK	4,350.00	529.00	200.00	19,540.37	4,890.14	0.00	2,300.02	31,809.53
OHIO	11,200.00	2,730.05	288.25	12,710.71	7,259.87	3,297.45	5,391.03	42,877.36
Total	15,558.90	3,259.05	488.25	45,045.11	13,993.08	3,297.45	9,249.13	90,890.97
02 Circuit								
MARSHALL	0.00	25.75	0.00	5,182.22	1,055.37	0.00	96.84	6,360.18
TYLER	0.00	350.35	0.00	6,972.93	213.84	0.00	1.10	7,538.22
WETZEL	0.00	0.00	9,208.50	9,835.01	830.55	710.00	450.04	21,034.10
Total	0.00	376.10	9,208.50	21,990.16	2,099.76	710.00	547.98	34,932.50
03 Circuit								
DODDRIDGE	3,000.00	268.35	8,315.79	14,937.38	2,389.25	1,037.90	234.00	30,182.67
PLEASANTS	600.00	904.75	4,145.98	6,786.67	1,275.35	1,162.30	513.04	15,388.09
RITCHIE	850.00	360.15	13,015.61	10,458.08	1,678.51	2,429.91	1,373.95	30,166.21
Total	4,450.00	1,533.25	25,477.38	32,182.13	5,343.11	4,630.11	2,120.99	75,736.97
04 Circuit								
WIRT	2,528.78	877.00	6,391.68	6,738.86	1,078.05	1,985.92	55.33	19,655.62
WOOD	22,832.95	10,679.30	129,697.22	42,995.03	19,704.06	10,325.98	7,564.27	243,798.81
Total	25,361.73	11,556.30	136,088.90	49,733.89	20,782.11	12,311.90	7,619.60	263,454.43
05 Circuit								
CALHOUN	5,000.00	1,807.85	0.00	17,010.67	227.73	0.00	0.00	24,046.25
JACKSON	11,350.00	1,254.50	6,832.60	35,947.74	6,487.26	0.00	323.28	62,195.38
MASON	2,486.25	582.55	2,115.60	10,459.05	2,652.28	0.00	0.00	18,295.73
ROANE	3,600.00	308.00	0.00	32,472.47	859.09	22.00	0.00	37,261.56
Total	22,436.25	3,952.90	8,948.20	95,889.93	10,226.36	22.00	323.28	141,798.92
06 Circuit								
CABELL	15,773.07	2,383.75	47,595.24	7,489.33	5,310.20	10,191.67	10,869.41	99,612.67
Total	15,773.07	2,383.75	47,595.24	7,489.33	5,310.20	10,191.67	10,869.41	99,612.67
07 Circuit								
LOGAN	5,250.00	6,948.55	3,065.18	12,555.96	2,603.57	1,828.65	929.82	33,181.73
Total	5,250.00	6,948.55	3,065.18	12,555.96	2,603.57	1,828.65	929.82	33,181.73
08 Circuit								
MCDOWELL	1,953.28	1,050.93	1,653.11	9,255.40	3,369.61	0.00	253.19	17,535.52
Total	1,953.28	1,050.93	1,653.11	9,255.40	3,369.61	0.00	253.19	17,535.52
09 Circuit								
MERCER	20,940.90	5,269.61	35,384.66	71,923.94	17,419.50	5,626.41	15,660.81	172,225.83
Total	20,940.90	5,269.61	35,384.66	71,923.94	17,419.50	5,626.41	15,660.81	172,225.83
10 Circuit								
RALEIGH	17,900.00	2,079.80	18,960.37	29,020.41	11,571.87	652.00	15,422.31	95,606.76
Total	17,900.00	2,079.80	18,960.37	29,020.41	11,571.87	652.00	15,422.31	95,606.76
11 Circuit								
GREENBRIER	530.00	87.55	0.00	2,005.32	978.44	28.40	475.73	4,105.44
POCAHONTAS	0.00	0.00	0.00	6,057.43	106.22	62.77	0.00	6,226.42
Total	530.00	87.55	0.00	8,062.75	1,084.66	91.17	475.73	10,331.86
12 Circuit								
FAYETTE	1,265.89	469.30	1,889.74	6,319.39	2,434.65	276.10	406.33	13,061.40
Total	1,265.89	469.30	1,889.74	6,319.39	2,434.65	276.10	406.33	13,061.40

**WEST VIRGINIA PUBLIC DEFENDER SERVICES
 APPOINTED COUNSEL TOTAL EXPENSES BY CIRCUIT & CATEGORY**

Circuit County	Expert Witness	Court Reporter	Investigator	Travel	Misc. Office	Paralegal	Other	Expense Total
13 Circuit								
KANAWHA	20,900.00	6,637.39	28,060.12	27,347.11	17,101.55	4,050.20	3,446.29	107,542.66
Total	20,900.00	6,637.39	28,060.12	27,347.11	17,101.55	4,050.20	3,446.29	107,542.66
14 Circuit								
BRAXTON	0.00	132.92	0.00	19,127.55	2,041.58	0.00	0.00	21,302.05
CLAY	0.00	0.00	0.00	32,471.51	3,018.52	70.00	232.50	35,792.53
GILMER	0.00	42.00	0.00	11,751.08	1,529.95	0.00	42.00	13,365.03
WEBSTER	6,119.75	943.10	33.00	38,605.99	7,125.54	147.48	110.85	53,085.71
Total	6,119.75	1,118.02	33.00	101,956.13	13,715.59	217.48	385.35	123,545.32
15 Circuit								
HARRISON	840.00	830.00	10,075.61	10,922.28	8,814.36	156.00	581.55	32,219.80
Total	840.00	830.00	10,075.61	10,922.28	8,814.36	156.00	581.55	32,219.80
16 Circuit								
MARION	10,525.00	2,286.90	8,046.99	5,169.15	11,004.16	574.00	81.75	37,687.95
Total	10,525.00	2,286.90	8,046.99	5,169.15	11,004.16	574.00	81.75	37,687.95
17 Circuit								
MONONGALIA	17,342.50	723.55	21,569.90	12,192.82	11,714.84	3,391.55	9,041.20	75,976.36
Total	17,342.50	723.55	21,569.90	12,192.82	11,714.84	3,391.55	9,041.20	75,976.36
18 Circuit								
PRESTON	1,900.00	342.65	18,538.86	10,860.31	2,844.76	346.43	461.83	35,294.84
Total	1,900.00	342.65	18,538.86	10,860.31	2,844.76	346.43	461.83	35,294.84
19 Circuit								
BARBOUR	700.00	91.00	30.00	7,855.06	9,472.00	77.00	175.30	18,400.36
TAYLOR	0.00	404.00	25.00	8,266.92	8,157.17	0.00	437.50	17,290.59
Total	700.00	495.00	55.00	16,121.98	17,629.17	77.00	612.80	35,690.95
20 Circuit								
RANDOLPH	1,950.00	791.44	5,692.33	10,751.37	5,013.84	266.00	4,513.34	28,978.32
Total	1,950.00	791.44	5,692.33	10,751.37	5,013.84	266.00	4,513.34	28,978.32
21 Circuit								
GRANT	8,541.00	0.00	6,857.97	10,864.22	2,209.78	14.22	4.79	28,491.98
MINERAL	6,050.00	786.60	7,899.43	6,617.09	8,021.94	0.00	1,679.40	31,054.46
TUCKER	0.00	0.00	0.00	3,583.93	257.59	0.00	0.00	3,841.52
Total	14,591.00	786.60	14,757.40	21,065.24	10,489.31	14.22	1,684.19	63,387.96
22 Circuit								
HAMPSHIRE	27,942.50	823.50	10,643.53	5,284.50	5,512.54	428.00	18,660.88	69,295.45
HARDY	24,294.40	0.00	3,166.45	8,009.75	3,766.48	162.22	1,073.60	40,472.90
PENDLETON	837.50	5.00	0.00	3,165.88	469.26	0.00	0.00	4,477.64
Total	53,074.40	828.50	13,809.98	16,460.13	9,748.28	590.22	19,734.48	114,245.99
23 Circuit								
BERKELEY	108,319.33	17,069.65	22,658.50	16,073.43	17,574.66	14,612.45	18,421.65	214,729.67
JEFFERSON	73,052.55	6,833.00	12,670.19	9,485.58	4,388.05	4,103.10	28,467.75	139,000.22
MORGAN	11,359.73	1,232.00	2,508.10	8,050.22	1,456.20	4,303.95	2,572.50	31,482.70
Total	192,731.61	25,134.65	37,836.79	33,609.23	23,418.91	23,019.50	49,461.90	385,212.59
24 Circuit								
WAYNE	2,400.00	0.00	737.01	9,464.85	1,337.51	2,143.00	473.97	16,556.34
Total	2,400.00	0.00	737.01	9,464.85	1,337.51	2,143.00	473.97	16,556.34

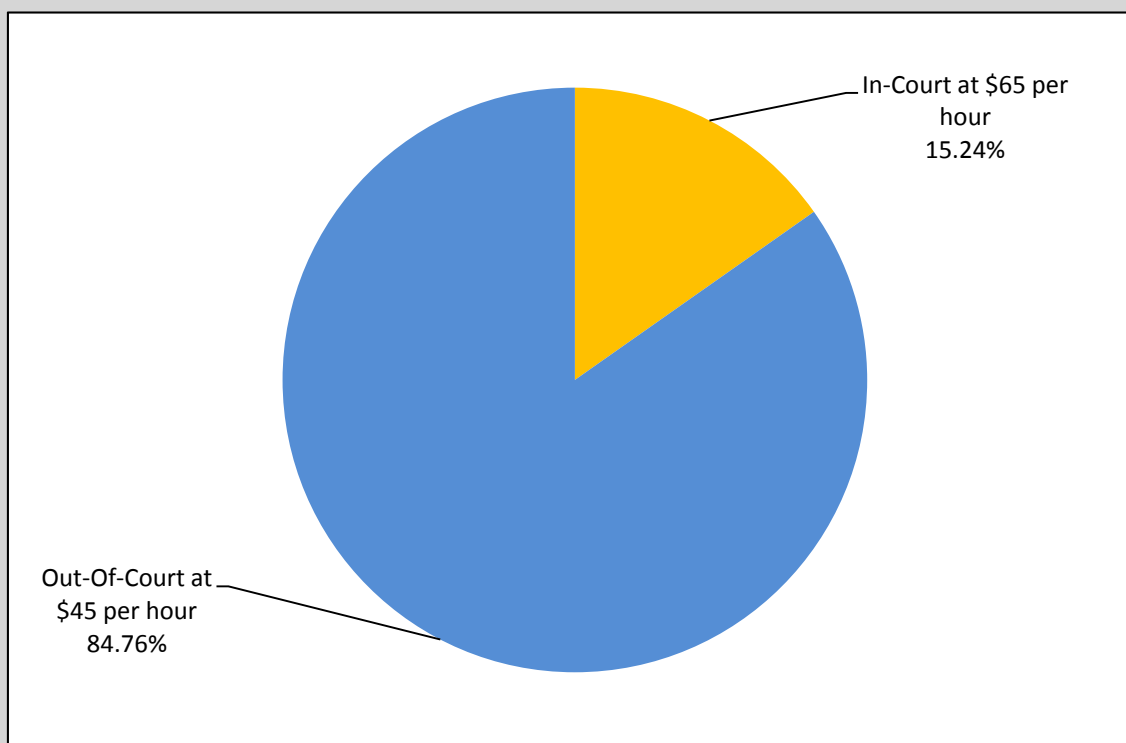
**WEST VIRGINIA PUBLIC DEFENDER SERVICES
 APPOINTED COUNSEL TOTAL EXPENSES BY CIRCUIT & CATEGORY**

Circuit County	Expert Witness	Court Reporter	Investigator	Travel	Misc. Office	Paralegal	Other	Expense Total
25 Circuit								
BOONE	3,000.00	1,381.10	2,168.52	3,378.00	1,553.00	0.00	56.09	11,536.71
LINCOLN	0.00	0.00	4,968.44	11,163.36	1,847.13	271.75	4,992.63	23,243.31
Total	3,000.00	1,381.10	7,136.96	14,541.36	3,400.13	271.75	5,048.72	34,780.02
26 Circuit								
LEWIS	5,400.00	1,536.58	842.18	11,642.13	1,402.52	28.00	114.63	20,966.04
UPSHUR	16,491.93	5.00	3,581.39	7,938.19	1,772.41	6.00	669.22	30,464.14
Total	21,891.93	1,541.58	4,423.57	19,580.32	3,174.93	34.00	783.85	51,430.18
27 Circuit								
WYOMING	4,876.00	46.20	52,337.44	18,331.53	4,944.80	0.00	9,512.86	90,048.83
Total	4,876.00	46.20	52,337.44	18,331.53	4,944.80	0.00	9,512.86	90,048.83
28 Circuit								
NICHOLAS	1,400.00	489.94	0.00	13,945.99	2,531.01	30.00	27.51	18,424.45
Total	1,400.00	489.94	0.00	13,945.99	2,531.01	30.00	27.51	18,424.45
29 Circuit								
PUTNAM	15,518.75	346.80	2,905.03	28,017.83	7,418.97	10.00	366.00	54,583.38
Total	15,518.75	346.80	2,905.03	28,017.83	7,418.97	10.00	366.00	54,583.38
30 Circuit								
MINGO	200.00	0.00	300.00	2,222.79	1,392.14	0.00	170.00	4,284.93
Total	200.00	0.00	300.00	2,222.79	1,392.14	0.00	170.00	4,284.93
31 Circuit								
MONROE	3,100.00	15.00	0.00	10,090.09	974.17	0.00	3,000.00	17,179.26
SUMMERS	0.00	1,139.61	0.00	8,005.42	1,199.11	0.00	0.00	10,344.14
Total	3,100.00	1,154.61	0.00	18,095.51	2,173.28	0.00	3,000.00	27,523.40
WV TOTAL	504,480.96	83,902.02	515,075.52	780,124.33	254,106.02	74,828.81	173,266.17	2,385,783.83

APPOINTED COUNSEL HOURS PAID IN COURT / OUT OF COURT

APPOINTED COUNSEL TIME PAID IN/OUT-OF-COURT

In-Court at \$65 per hour	72,448.22
Out-Of-Court at \$45 per hour	403,055.36
Total Hours Paid	475,503.58



WEST VIRGINIA PUBLIC DEFENDER SERVICES APPOINTED COUNSEL IN/OUT OF COURT HOURS

Circuit/County	In-Court	Out-Of-Court	Total Hours
01 Circuit			
BROOKE	590.80	3,701.30	4,292.10
HANCOCK	1,317.60	8,237.50	9,555.10
OHIO	1,262.50	13,217.60	14,480.10
Total	3,170.90	25,156.40	28,327.30
02 Circuit			
MARSHALL	783.60	4,461.37	5,244.97
TYLER	267.50	1,415.50	1,683.00
WETZEL	444.40	2,429.30	2,873.70
Total	1,495.50	8,306.17	9,801.67
03 Circuit			
DODDRIDGE	407.90	3,538.40	3,946.30
PLEASANTS	248.50	2,255.80	2,504.30
RITCHIE	541.10	3,494.40	4,035.50
Total	1,197.50	9,288.60	10,486.10
04 Circuit			
WIRT	181.10	1,652.80	1,833.90
WOOD	4,206.60	30,296.70	34,503.30
Total	4,387.70	31,949.50	36,337.20
05 Circuit			
CALHOUN	549.50	2,456.20	3,005.70
JACKSON	1,346.90	7,153.80	8,500.70
MASON	1,459.70	6,719.30	8,179.00
ROANE	683.20	3,644.10	4,327.30
Total	4,039.30	19,973.40	24,012.70
06 Circuit			
CABELL	4,723.40	14,206.50	18,929.90
Total	4,723.40	14,206.50	18,929.90
07 Circuit			
LOGAN	2,140.40	9,134.70	11,275.10
Total	2,140.40	9,134.70	11,275.10
08 Circuit			
MCDOWELL	1,383.10	7,415.10	8,798.20
Total	1,383.10	7,415.10	8,798.20
09 Circuit			
MERCER	4,577.50	25,426.50	30,004.00
Total	4,577.50	25,426.50	30,004.00
10 Circuit			
RALEIGH	2,210.40	11,157.46	13,367.86
Total	2,210.40	11,157.46	13,367.86
11 Circuit			
GREENBRIER	645.90	6,501.50	7,147.40
POCAHONTAS	431.00	3,406.30	3,837.30
Total	1,076.90	9,907.80	10,984.70
12 Circuit			
FAYETTE	834.30	4,502.70	5,337.00
Total	834.30	4,502.70	5,337.00

**WEST VIRGINIA PUBLIC DEFENDER SERVICES
 APPOINTED COUNSEL IN/OUT OF COURT HOURS**

Circuit/County	In-Court	Out-Of-Court	Total Hours
13 Circuit			
KANAWHA	4,845.00	29,659.33	34,504.33
Total	4,845.00	29,659.33	34,504.33
14 Circuit			
BRAXTON	767.40	4,023.70	4,791.10
CLAY	1,117.70	6,739.80	7,857.50
GILMER	430.50	2,438.70	2,869.20
WEBSTER	1,303.70	7,589.50	8,893.20
Total	3,619.30	20,791.70	24,411.00
15 Circuit			
HARRISON	1,902.80	8,727.90	10,630.70
Total	1,902.80	8,727.90	10,630.70
16 Circuit			
MARION	1,614.42	17,768.74	19,383.16
Total	1,614.42	17,768.74	19,383.16
17 Circuit			
MONONGALIA	2,656.10	16,885.20	19,541.30
Total	2,656.10	16,885.20	19,541.30
18 Circuit			
PRESTON	436.40	3,729.70	4,166.10
Total	436.40	3,729.70	4,166.10
19 Circuit			
BARBOUR	454.40	5,783.29	6,237.69
TAYLOR	784.80	7,549.70	8,334.50
Total	1,239.20	13,332.99	14,572.19
20 Circuit			
RANDOLPH	1,823.40	8,309.40	10,132.80
Total	1,823.40	8,309.40	10,132.80
21 Circuit			
GRANT	688.50	4,115.30	4,803.80
MINERAL	881.70	5,883.70	6,765.40
TUCKER	127.40	938.00	1,065.40
Total	1,697.60	10,937.00	12,634.60
22 Circuit			
HAMPSHIRE	1,107.50	5,495.80	6,603.30
HARDY	1,332.30	5,785.90	7,118.20
PENDLETON	207.90	1,194.10	1,402.00
Total	2,647.70	12,475.80	15,123.50
23 Circuit			
BERKELEY	3,182.60	15,416.90	18,599.50
JEFFERSON	1,234.80	4,860.20	6,095.00
MORGAN	395.10	2,334.56	2,729.66
Total	4,812.50	22,611.66	27,424.16
24 Circuit			
WAYNE	1,933.00	4,070.30	6,003.30
Total	1,933.00	4,070.30	6,003.30

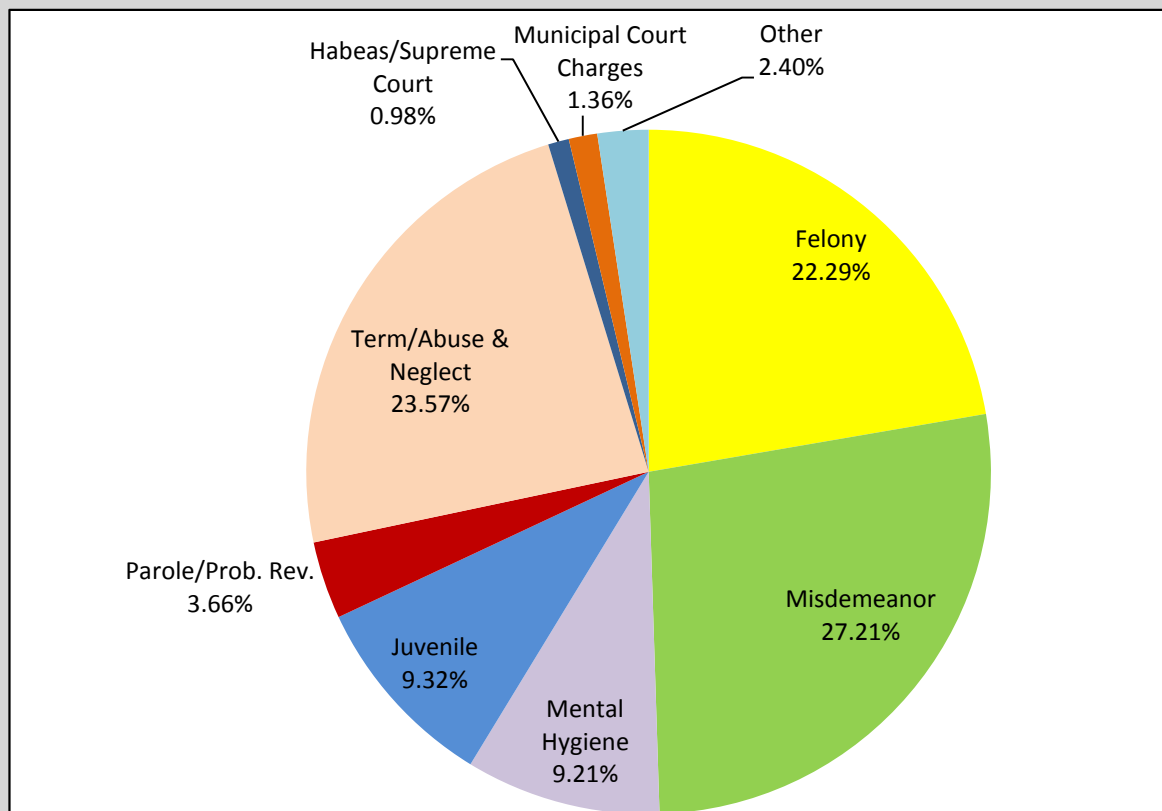
**WEST VIRGINIA PUBLIC DEFENDER SERVICES
 APPOINTED COUNSEL IN/OUT OF COURT HOURS**

Circuit/County	In-Court	Out-Of-Court	Total Hours
25 Circuit			
BOONE	2,175.40	4,746.10	6,921.50
LINCOLN	1,081.40	6,616.00	7,697.40
Total	3,256.80	11,362.10	14,618.90
26 Circuit			
LEWIS	713.20	4,414.70	5,127.90
UPSHUR	938.70	6,536.70	7,475.40
Total	1,651.90	10,951.40	12,603.30
27 Circuit			
WYOMING	1,194.40	8,014.00	9,208.40
Total	1,194.40	8,014.00	9,208.40
28 Circuit			
NICHOLAS	737.90	3,724.50	4,462.40
Total	737.90	3,724.50	4,462.40
29 Circuit			
PUTNAM	2,093.30	13,250.41	15,343.71
Total	2,093.30	13,250.41	15,343.71
30 Circuit			
MINGO	2,084.70	6,076.30	8,161.00
Total	2,084.70	6,076.30	8,161.00
31 Circuit			
MONROE	509.10	2,008.10	2,517.20
SUMMERS	455.80	1,944.00	2,399.80
Total	964.90	3,952.10	4,917.00
WV TOTAL	72,448.22	403,055.36	475,503.57

APPOINTED COUNSEL CLAIMS PAID WITHOUT SUPPLEMENTAL OR DIRECT EXPENSES

**WEST VIRGINIA PUBLIC DEFENDER SERVICES
 APPOINTED COUNSEL CLAIMS PAID
 WITHOUT SUPPLEMENTAL OR DIRECT EXPENSES**

Felony	7,135
Misdemeanor	8,708
Mental Hygiene	2,948
Juvenile	2,984
Parole/Prob. Rev.	1,173
Term/Abuse & Neglect	7,544
Habeas/Supreme Court	313
Municipal Court Charges	435
Other (Mag. Ct. Appeal, Mandamus/Prohibition, Extradition, Contempt, Fugitive, Other)	767
Total Claims Paid	32,007



**WEST VIRGINIA PUBLIC DEFENDER SERVICES
 APPOINTED COUNSEL CLAIMS BY CIRCUIT & CASE TYPE
 WITHOUT SUPPLEMENTAL OR DIRECT EXPENSES**

Circuit County	Mental			Parole			Habeas Sup. Ct.	Muni. Court	Other	Total Claims
	Felony	Misd.	Hygiene	Juv.	Prob. Rev.	Term. Abuse				
01 Circuit										
BROOKE	60	38	40	7	9	56	1	0	5	216
HANCOCK	124	51	32	40	37	175	2	2	8	471
OHIO	94	51	305	27	2	132	12	0	1	624
Total	278	140	377	74	48	363	15	2	14	1,311
02 Circuit										
MARSHALL	77	261	101	21	29	41	2	3	5	540
TYLER	29	36	19	7	2	13	0	0	3	109
WETZEL	25	16	108	23	2	30	2	0	3	209
Total	131	313	228	51	33	84	4	3	11	858
03 Circuit										
DODDRIDGE	32	55	10	20	23	69	0	0	15	224
PLEASANTS	27	39	5	28	10	35	2	0	2	148
RITCHIE	41	81	7	14	3	70	0	0	6	222
Total	100	175	22	62	36	174	2	0	23	594
04 Circuit										
WIRT	27	43	3	39	4	17	1	0	7	141
WOOD	419	1,000	341	315	74	575	33	0	83	2,840
Total	446	1,043	344	354	78	592	34	0	90	2,981
05 Circuit										
CALHOUN	23	10	5	0	0	120	0	0	0	158
JACKSON	146	72	0	16	14	72	9	0	11	340
MASON	188	220	73	82	26	102	2	0	12	705
ROANE	81	59	5	5	8	100	6	0	3	267
Total	438	361	83	103	48	394	17	0	26	1,470
06 Circuit										
CABELL	346	156	748	177	64	423	13	8	26	1,961
Total	346	156	748	177	64	423	13	8	26	1,961
07 Circuit										
LOGAN	134	285	0	97	5	175	6	0	10	712
Total	134	285	0	97	5	175	6	0	10	712
08 Circuit										
MCDOWELL	123	171	14	9	1	107	3	0	7	435
Total	123	171	14	9	1	107	3	0	7	435
09 Circuit										
MERCER	455	372	145	120	62	698	25	32	49	1,958
Total	455	372	145	120	62	698	25	32	49	1,958
10 Circuit										
RALEIGH	217	156	8	39	26	576	9	0	11	1,042
Total	217	156	8	39	26	576	9	0	11	1,042
11 Circuit										
GREENBRIER	75	35	6	5	3	101	2	7	9	243
POCAHONTAS	44	14	15	6	0	49	0	0	4	132
Total	119	49	21	11	3	150	2	7	13	375
12 Circuit										
FAYETTE	92	66	0	14	5	134	4	2	2	319
Total	92	66	0	14	5	134	4	2	2	319

**WEST VIRGINIA PUBLIC DEFENDER SERVICES
 APPOINTED COUNSEL CLAIMS BY CIRCUIT & CASE TYPE
 WITHOUT SUPPLEMENTAL OR DIRECT EXPENSES**

Circuit County	Mental			Juv.	Parole		Habeas Sup. Ct.	Muni. Court	Other	Total Claims
	Felony	Misd.	Hygiene		Prob. Rev.	Term. Abuse				
13 Circuit										
KANAWHA	580	643	0	141	92	540	32	173	38	2,239
Total	580	643	0	141	92	540	32	173	38	2,239
14 Circuit										
BRAXTON	113	117	14	21	8	94	1	0	16	384
CLAY	39	57	1	7	9	192	11	0	2	318
GILMER	27	60	4	16	1	48	1	1	49	207
WEBSTER	81	100	1	20	9	154	5	0	7	377
Total	260	334	20	64	27	488	18	1	74	1,286
15 Circuit										
HARRISON	73	120	48	59	35	183	13	0	9	540
Total	73	120	48	59	35	183	13	0	9	540
16 Circuit										
MARION	389	501	163	200	77	186	8	46	65	1,635
Total	389	501	163	200	77	186	8	46	65	1,635
17 Circuit										
MONONGALIA	294	434	179	147	60	143	8	86	36	1,387
Total	294	434	179	147	60	143	8	86	36	1,387
18 Circuit										
PRESTON	32	53	2	11	14	65	7	0	5	189
Total	32	53	2	11	14	65	7	0	5	189
19 Circuit										
BARBOUR	77	124	10	44	6	58	0	0	8	327
TAYLOR	83	121	7	202	12	65	1	0	22	513
Total	160	245	17	246	18	123	1	0	30	840
20 Circuit										
RANDOLPH	168	312	13	80	41	57	8	43	7	729
Total	168	312	13	80	41	57	8	43	7	729
21 Circuit										
GRANT	101	74	10	16	36	52	3	0	6	298
MINERAL	199	330	12	99	63	47	6	0	16	772
TUCKER	17	30	2	12	1	6	1	0	3	72
Total	317	434	24	127	100	105	10	0	25	1,142
22 Circuit										
HAMPSHIRE	158	228	9	25	10	41	10	0	53	534
HARDY	139	197	2	56	23	55	2	0	14	488
PENDLETON	13	23	2	8	5	13	1	0	2	67
Total	310	448	13	89	38	109	13	0	69	1,089
23 Circuit										
BERKELEY	232	72	0	66	27	328	22	5	3	755
JEFFERSON	105	91	0	12	13	94	5	0	4	324
MORGAN	35	23	0	11	17	25	4	0	1	116
Total	372	186	0	89	57	447	31	5	8	1,195

**WEST VIRGINIA PUBLIC DEFENDER SERVICES
 APPOINTED COUNSEL CLAIMS BY CIRCUIT & CASE TYPE
 WITHOUT SUPPLEMENTAL OR DIRECT EXPENSES**

Circuit County	Mental				Parole		Habeas Sup. Ct.	Muni. Court	Other	Total Claims
	Felony	Misd.	Hygiene	Juv.	Prob. Rev.	Term. Abuse				
24 Circuit										
WAYNE	49	29	76	19	26	226	4	19	6	454
Total	49	29	76	19	26	226	4	19	6	454
25 Circuit										
BOONE	121	62	0	161	12	108	4	0	6	474
LINCOLN	116	96	65	37	22	92	1	0	10	439
Total	237	158	65	198	34	200	5	0	16	913
26 Circuit										
LEWIS	69	97	225	21	13	55	4	0	8	492
UPSHUR	110	202	6	106	35	64	5	0	9	537
Total	179	299	231	127	48	119	9	0	17	1,029
27 Circuit										
WYOMING	161	363	11	18	7	231	4	0	10	805
Total	161	363	11	18	7	231	4	0	10	805
28 Circuit										
NICHOLAS	92	53	3	10	4	125	1	0	0	288
Total	92	53	3	10	4	125	1	0	0	288
29 Circuit										
PUTNAM	300	523	85	154	69	71	0	7	57	1,266
Total	300	523	85	154	69	71	0	7	57	1,266
30 Circuit										
MINGO	110	83	7	25	7	199	5	0	6	442
Total	110	83	7	25	7	199	5	0	6	442
31 Circuit										
MONROE	77	135	0	30	5	33	1	1	5	287
SUMMERS	96	68	1	39	5	24	1	0	2	236
Total	173	203	1	69	10	57	2	1	7	523
WV TOTAL	7,135	8,708	2,948	2,984	1,173	7,544	313	435	767	32,007

**APPENDIX B:
STATISTICAL
INFORMATION
CONCERNING
PUBLIC DEFENDER
CORPORATIONS**

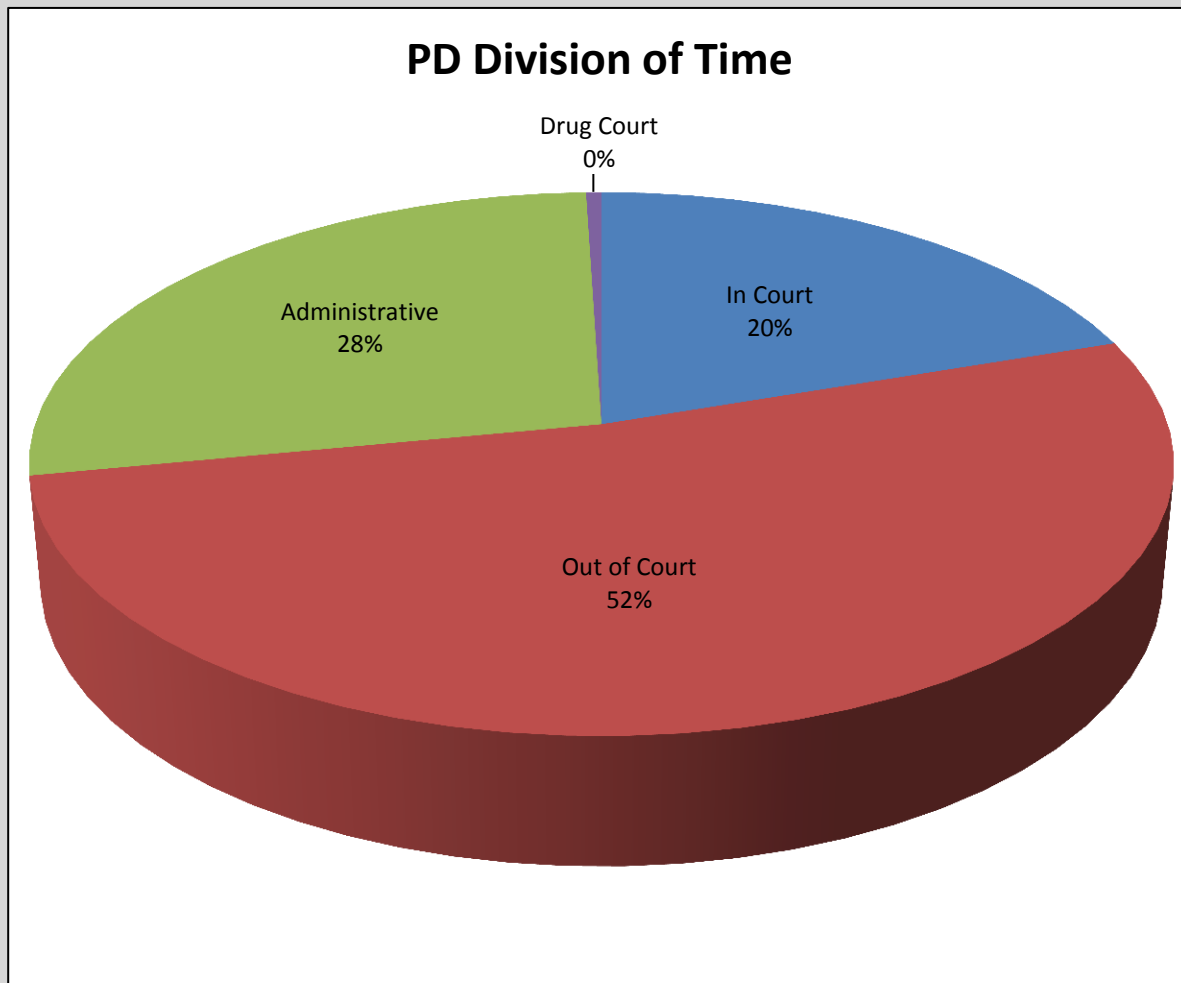
**WV PUBLIC DEFENDER SERVICES
 GRANTS TO PUBLIC DEFENDER CORPORATIONS
 July 1, 2012 to June 30, 2013**

CIRCUIT	DISTRIBUTED CONTRACTUAL AMOUNTS	TOTAL FUNDS ALLOCATED TO EACH CIRCUIT	TOTAL DISBURSED
1ST	840,442	17,149	857,591
2ND	442,777	9,850	452,627
5TH	671,528	12,771	684,299
6TH/24TH	1,619,256	26,910	1,646,166
7TH	602,740	9,851	612,591
8TH	350,000	8,390	358,390
9TH	800,554	14,229	814,783
10TH	864,961	15,690	880,651
11TH	435,703	9,849	445,552
12TH	446,777	9,849	456,626
13TH	3,322,363	42,969	3,365,332
15TH	759,479	17,690	777,169
18TH	324,814	8,390	333,204
23RD	1,968,552	33,750	2,002,302
25TH	748,346	12,771	761,117
28TH	377,439	6,931	384,370
30TH	533,699	9,851	543,550
TOTALS	15,109,430	266,890	15,376,320

NOTES: Total funds Allocated to Each Circuit represents funds disbursed by the WVPDS on behalf of the Public Defender Corporations for Legal Research, Auditing Services, Information Technology Services, and Auditor Transaction Fees.

**PUBLIC DEFENDER CORPORATION ATTORNEY TIME
BY IN COURT / OUT OF COURT / ADMINISTRATIVE / DRUG COURT**

In Court	50,400.2
Out of Court	132,412.2
Administrative	69,847.9
Drug Court	1,265.7
TOTAL TIME	253,926.0

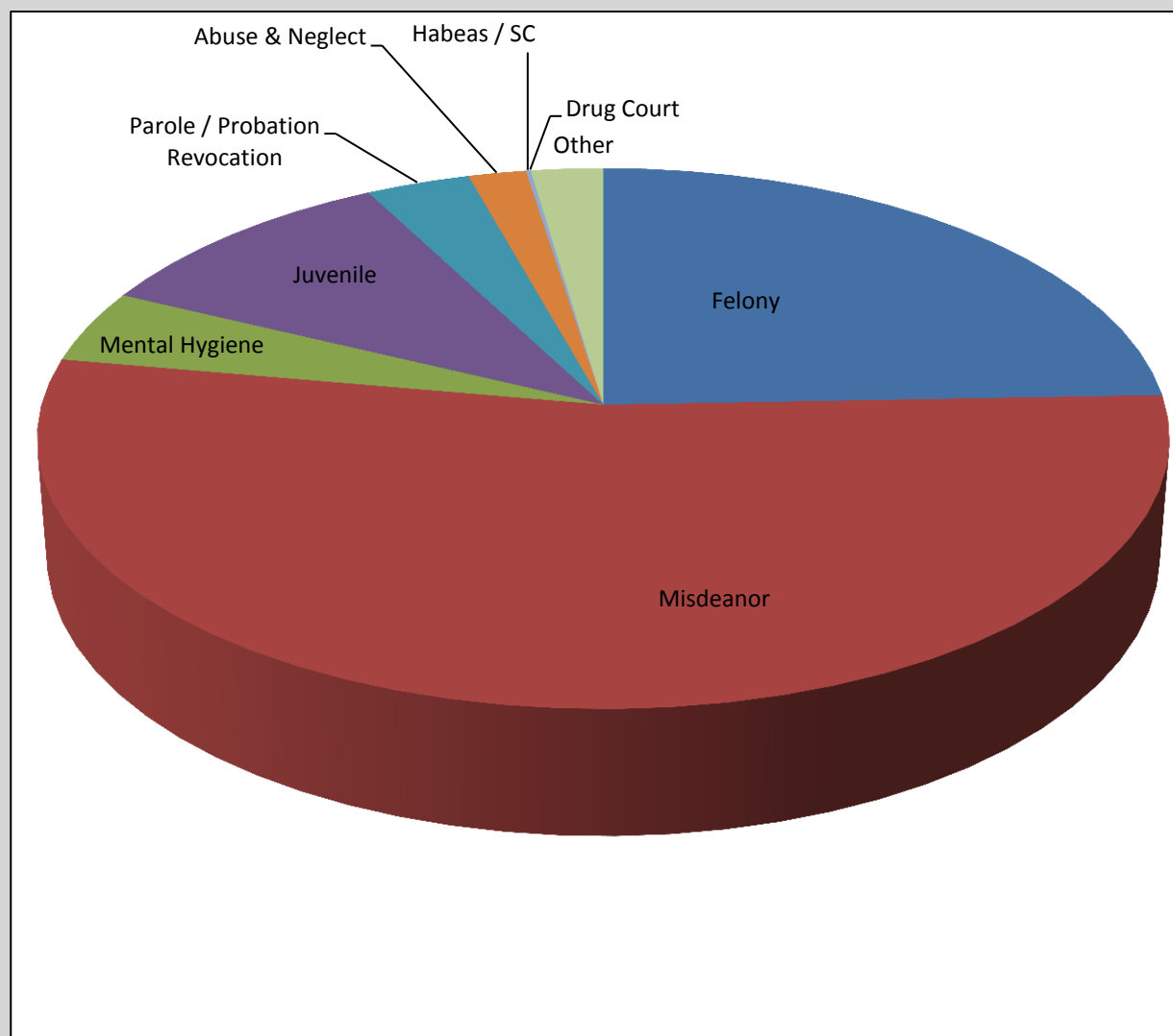


**PUBLIC DEFENDER CORPORATIONS' ATTORNEY TIME
 BY IN COURT/OUT OF COURT/ADMINISTRATION/ DRUG COURT**

PDC	IN COURT	OUT OF COURT	ADMIN.	DRUG COURT	TOTAL
1st Circuit	2,254.4	12,484.7	3,985.8	0.0	18,724.9
2nd Circuit	736.3	4,847.7	2,412.1	0.0	7,996.1
5th Circuit	2,388.9	6,173.2	2,866.5	0.0	11,428.6
6th Circuit	5,356.3	9,367.8	5,277.3	243.5	20,244.9
7th Circuit	1,085.0	4,307.5	1,865.1	29.1	7,286.7
8th Circuit	1,133.0	3,417.0	737.5	0.0	5,287.5
9th Circuit	2,464.3	5,555.1	3,962.2	57.8	12,039.4
10th Circuit	4,136.1	7,321.6	4,026.5	0.2	15,484.4
11th Circuit	1,906.9	4,982.8	1,372.2	93.1	8,355.0
12th Circuit	1,794.0	4,694.5	2,053.8	0.0	8,542.3
13th Circuit	9,268.4	27,138.7	15,193.0	378.8	51,978.9
15th Circuit	2,576.9	9,671.3	3,332.2	0.0	15,580.4
18th Circuit	638.2	3,115.9	2,009.7	105.8	5,869.6
23rd Circuit	8,388.6	16,425.1	10,878.3	0.0	35,692.0
24th Circuit	1,964.7	2,606.4	1,677.6	162.3	6,411.0
25th Circuit	2,043.6	4,644.0	4,462.0	195.1	11,344.7
28th Circuit	1,492.2	1,470.1	1,013.4	0.0	3,975.7
30th Circuit	772.4	4,188.8	2,722.7	0.0	7,683.9
PD TOTAL	50,400.2	132,412.2	69,847.9	1,265.7	253,926.0

**PUBLIC DEFENDER CORPORATION
TOTAL CASES CLOSED**

Felony	7,995
Misdemeanor	17,469
Mental Hygiene	1,425
Juvenile	3,331
Parole / Probation Revocation	1,099
Abuse & Neglect	610
Habeas / SC	49
Drug Court	0
Other	762
Total Cases	32,740



**WV PUBLIC DEFENDER CORPORATIONS
 CASES CLOSED BY CASE TYPE**

PD Circuit	Felony	Misd.	Mental Hygiene	Juv.	Parole Prob. Rev.	Termin/ Abuse	Habeas S. Ct.	Drug Court.	Other	TOTAL
1ST	412	968	0	119	63	30	0	0	76	1,668
2ND	194	378	0	89	45	18	4	0	19	747
5TH	280	549	37	116	1	60	2	0	15	1,060
6TH	1,154	2,137	0	292	34	17	3	0	19	3,656
7TH	147	136	80	26	15	35	0	0	15	454
8TH	176	656	14	135	0	21	0	0	65	1,067
9TH	299	1,359	6	215	26	103	5	0	135	2,148
10TH	847	1,540	181	156	258	24	0	0	113	3,119
11TH	206	377	24	45	1	23	2	0	10	688
12TH	269	510	16	43	19	24	0	0	19	900
13TH	1,278	4,300	856	898	297	0	27	0	72	7,728
15TH	351	778	29	230	97	14	2	0	46	1,547
18TH	138	223	14	23	19	16	2	0	56	491
23RD	1,196	1,973	111	492	13	148	0	0	31	3,964
24TH	406	480	0	163	102	0	0	0	5	1,156
25TH	376	596	30	209	107	38	2	0	17	1,375
28TH	146	249	14	38	0	39	0	0	23	509
30TH	120	260	13	42	2	0	0	0	26	463
Total	7,995	17,469	1,425	3,331	1,099	610	49	0	762	32,740

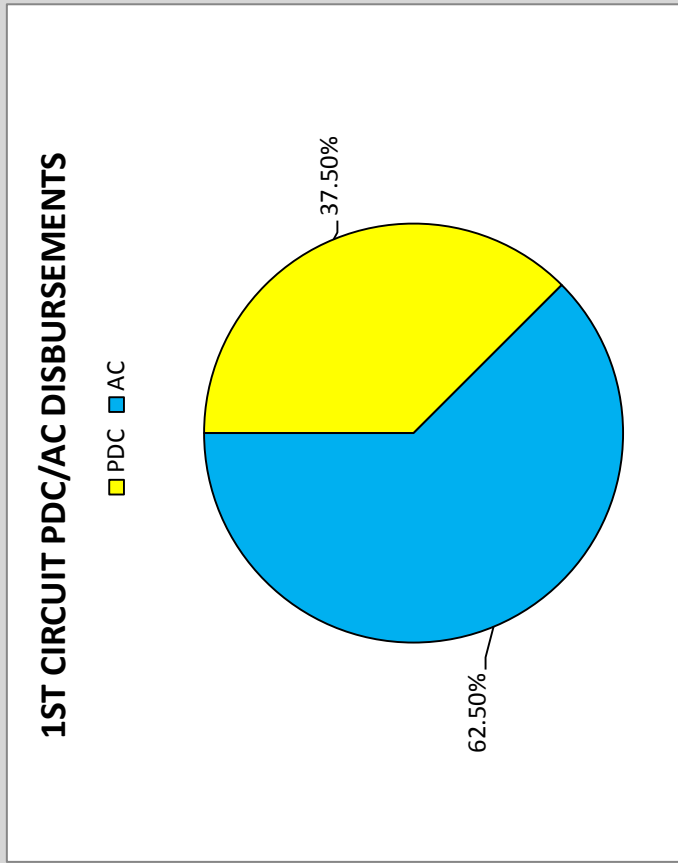
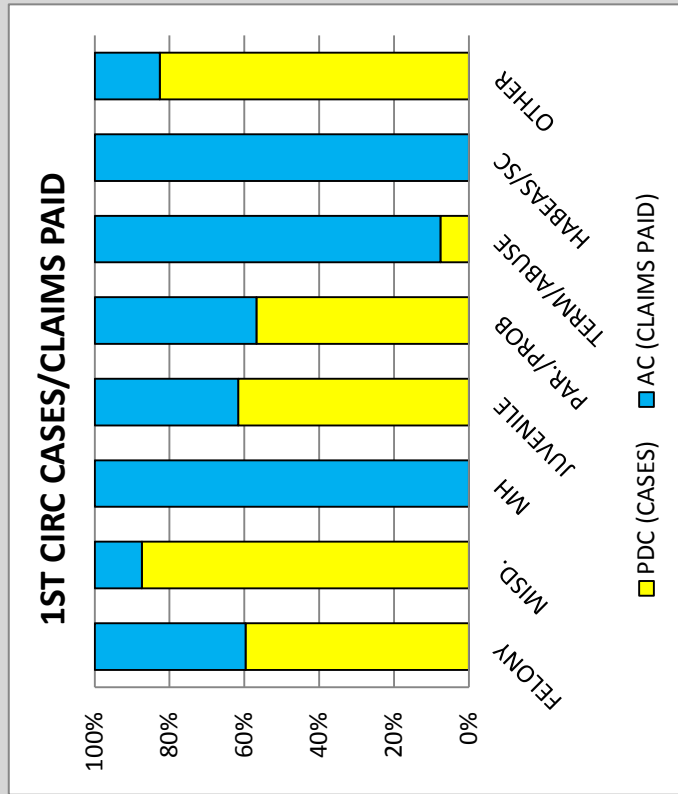
APPENDIX C: APPOINTED COUNSEL / PUBLIC DEFENDER COMPARISONS

**1ST CIRCUIT (BROOKE, HANCOCK & OHIO COUNTIES)
 PDC CASES CLOSED COMPARED TO AC CLAIMS PAID FY 2013**

CASE TYPES	PDC	AC	TOTAL	%PDC	%AC
FELONY	412	278	690	59.71%	40.29%
MISD.	968	140	1,108	87.36%	12.64%
MH	0	377	377	0.00%	100.00%
JUVENILE	119	74	193	61.66%	38.34%
PAR./PROB	63	48	111	56.76%	43.24%
TERM/ABUSE	30	363	393	7.63%	92.37%
HABEAS/SC	0	15	15	0.00%	100.00%
OTHER	76	16	92	82.61%	17.39%
TOTAL	1,668	1,311	2,979	55.99%	44.01%

	PDC DISBURSEMENTS	AC DISBURSEMENTS	TOTAL	%PDC	%AC
	\$857,591.00	\$1,429,037.47	\$2,286,628.47	37.50%	62.50%

	AVG PDC COST PER CASE	AVG AC COST PER CASE
	\$514.14	\$1,090.04



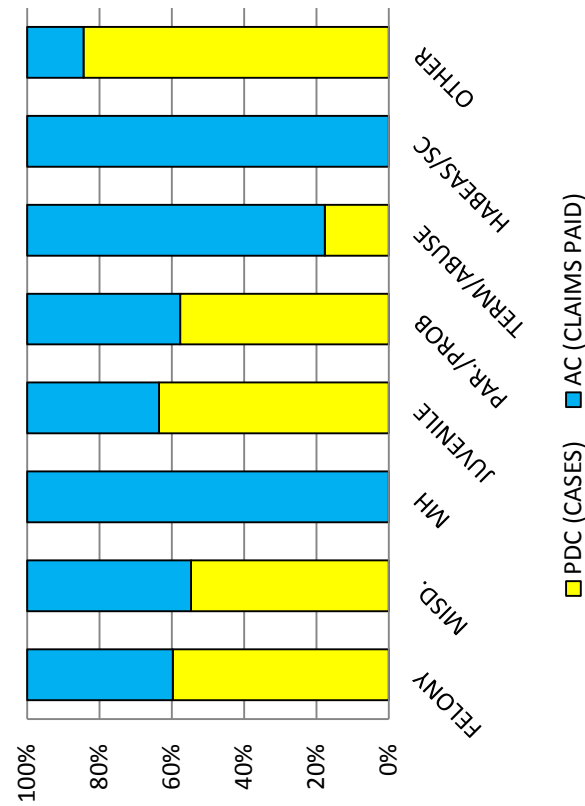
**2ND CIRCUIT (MARSHALL, TYLER & WETZEL COUNTIES)
 PDC CASES CLOSED COMPARED TO AC CLAIMS PAID FY 2013**

CASE TYPES	PDC		AC		TOTAL	%PDC		%AC	
	PDC	AC	PDC	AC		%PDC	%AC		
FELONY	194	131	325	325	325	59.69%	40.31%		
MISD.	378	313	691	691	691	54.70%	45.30%		
MH	0	228	228	228	228	0.00%	100.00%		
JUVENILE	89	51	140	140	140	63.57%	36.43%		
PAR./PROB	45	33	78	78	78	57.69%	42.31%		
TERM/ABUSE	18	84	102	102	102	17.65%	82.35%		
HABEAS/SC	0	4	4	4	4	0.00%	100.00%		
OTHER	76	14	90	90	90	84.44%	15.56%		
TOTAL	800	858	1,658	1,658	1,658	48.25%	51.75%		

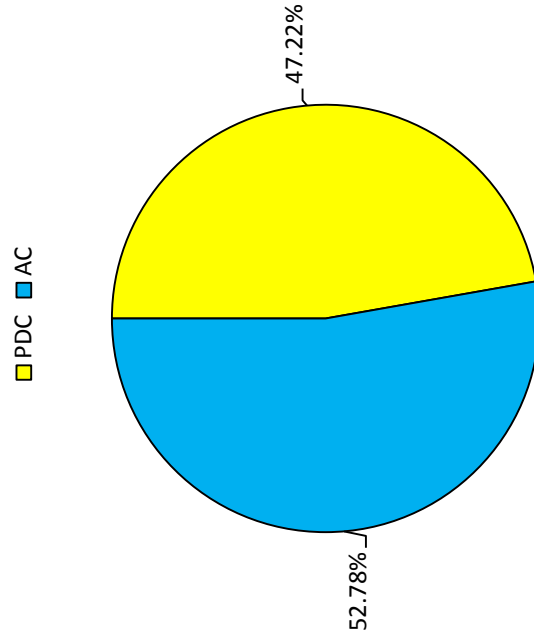
PDC		AC	
DISBURSEMENTS	TOTAL	DISBURSEMENTS	TOTAL
\$452,627.00	\$958,544.50	\$505,917.50	\$958,544.50

PDC		AC	
AVG PDC COST	AVG AC COST	PER CASE	PER CASE
\$565.78	\$589.65	\$565.78	\$589.65

2ND CIRC CLOSED CASES/CLAIMS PAID



2ND CIRCUIT PDC/AC DISBURSEMENTS



5TH CIRCUIT (CALHOUN, JACKSON, MASON & ROANE COUNTIES)

PDC CASES CLOSED COMPARED TO AC CLAIMS PAID FY 2013

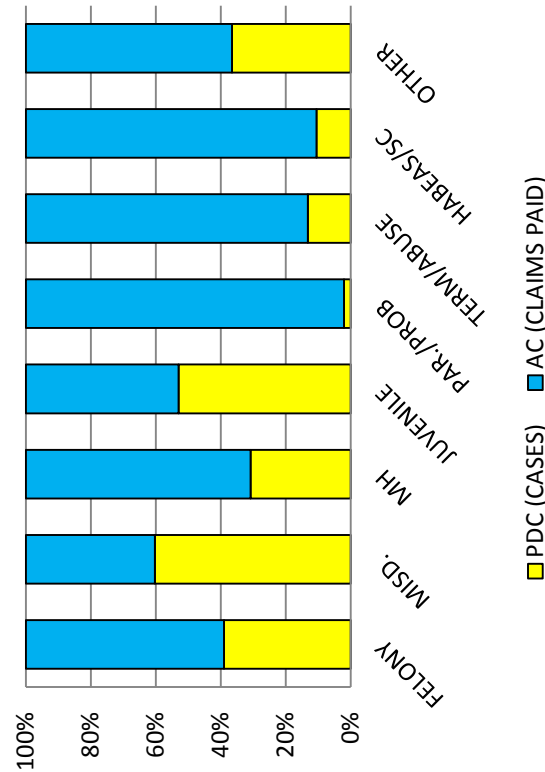
*A Circuit Court order prohibits PDC work in Mason County. All indigent work is performed by Appointed Counsel

CASE TYPES	PDC		AC		TOTAL		%PDC		%AC	
	PDC	AC	PDC	AC	PDC	AC	PDC	AC	PDC	AC
FELONY	280	438	718	39.00%	61.00%					
MISD.	549	361	910	60.33%	39.67%					
MH	37	83	120	30.83%	69.17%					
JUVENILE	116	103	219	52.97%	47.03%					
PAR./PROB	1	48	49	2.04%	97.96%					
TERM/ABUSE	60	394	454	13.22%	86.78%					
HABEAS/SC	2	17	19	10.53%	89.47%					
OTHER	15	26	41	36.59%	63.41%					
TOTAL	1,060	1,470	2,530	41.90%	58.10%					

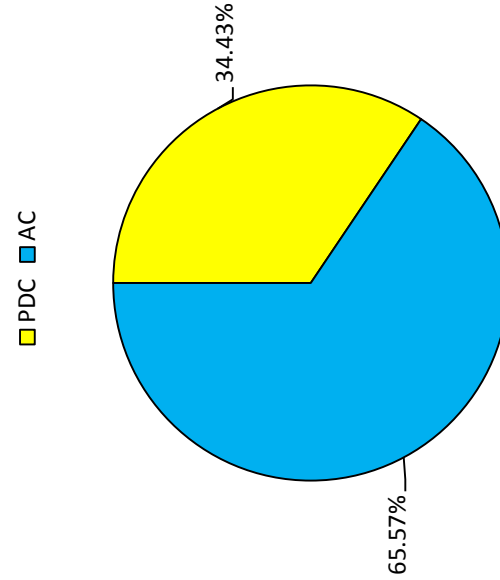
	PDC DISBURSEMENTS	AC DISBURSEMENTS	TOTAL	%PDC	%AC
	\$684,299.00	\$1,303,156.42	\$1,987,455.42	34.43%	65.57%

	AVG PDC COST PER CASE	AVG AC COST PER CASE
	\$645.57	\$886.50

5TH CIRC CLOSED CASES/CLAIMS PAID



5TH CIRCUIT PDC/AC DISBURSEMENTS



6TH CIRCUIT and 24TH CIRCUIT (CABELL & WAYNE COUNTIES)

PDC CASES CLOSED COMPARED TO AC CLAIMS PAID FY 2013

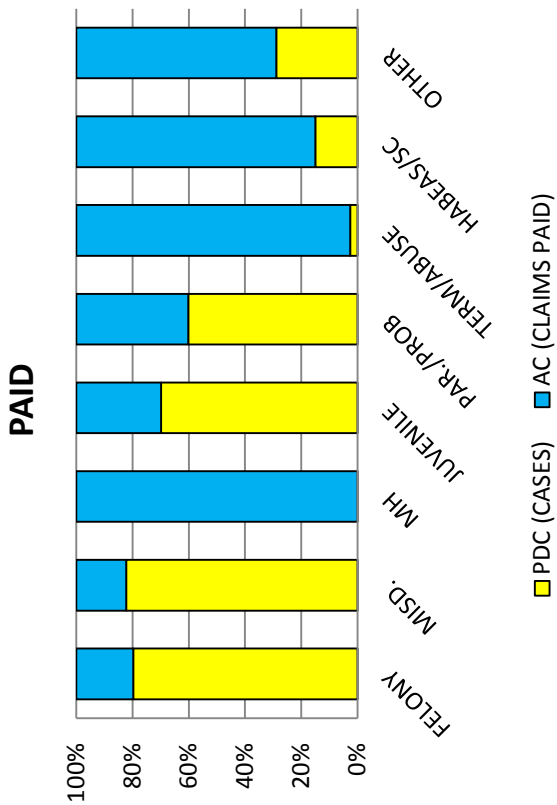
*The 6th/24th Circuits operate under one Public Defender Corporation. AC figures include both Cabell and Wayne Counties

CASE TYPES	PDC			AC		
	PDC	AC	TOTAL	%PDC	%AC	%TOTAL
FELONY	1,560	395	1,955	79.80%	20.20%	80.00%
MISD.	858	185	1,043	82.26%	17.74%	80.00%
MH	0	824	824	0.00%	100.00%	100.00%
JUVENILE	455	196	651	69.89%	30.11%	71.08%
PAR./PROB	136	90	226	60.18%	39.82%	60.18%
TERM/ABUSE	17	649	666	2.55%	97.45%	2.55%
HABEAS/SC	3	17	20	15.00%	85.00%	15.00%
OTHER	24	59	83	28.92%	71.08%	28.92%
TOTAL	3,053	2,415	5,468	55.83%	44.17%	55.83%

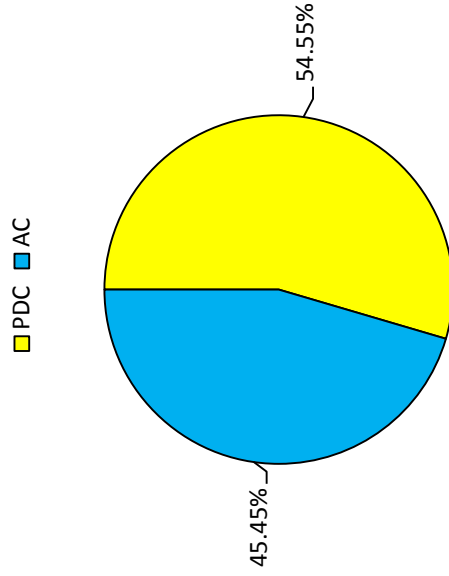
	PDC	AC
DISBURSEMENTS	\$1,646,166.00	\$1,371,291.01
TOTAL	\$3,017,457.01	\$3,017,457.01

	AVG PDC COST PER CASE	AVG AC COST PER CASE
	\$539.20	\$567.82

6TH /24TH CIRC CLOSED CASES/CLAIMS PAID



6TH/24TH CIRCUITS PDC/AC DISBURSEMENTS

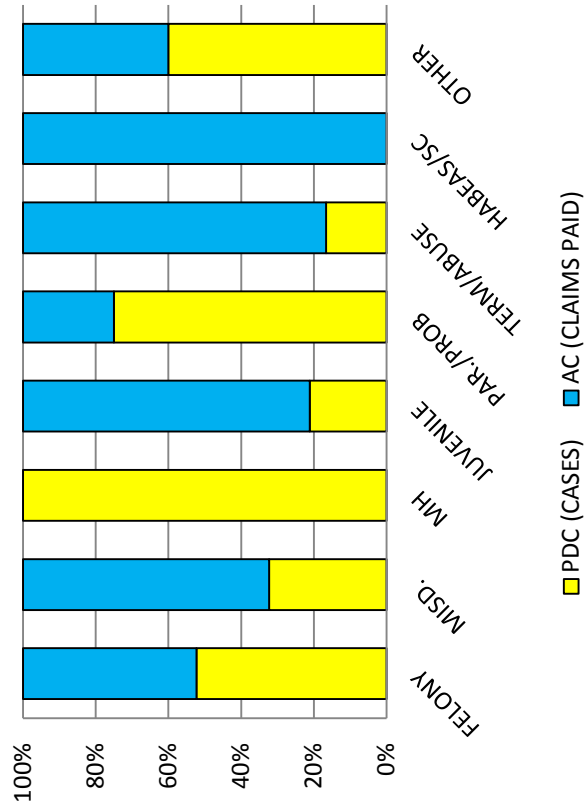


**7TH CIRCUIT (LOGAN COUNTY)
 PDC CASES CLOSED COMPARED TO AC CLAIMS PAID FY 2013**

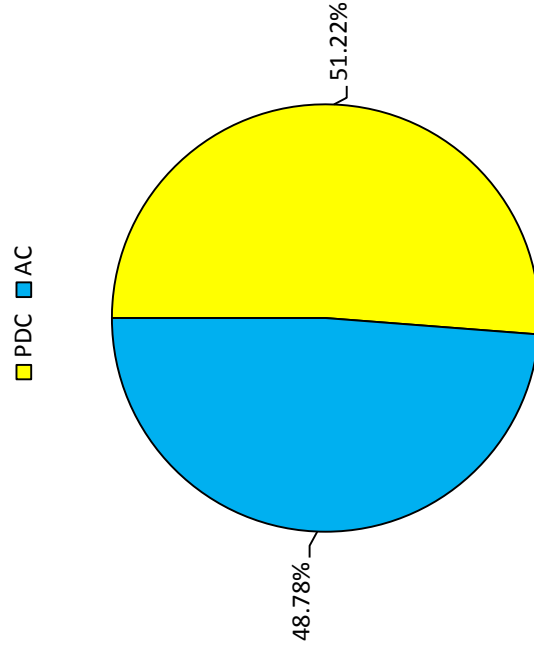
CASE TYPES	PDC	AC	TOTAL	%PDC	%AC
FELONY	147	134	281	52.31%	47.69%
MISD.	136	285	421	32.30%	67.70%
MH	80	0	80	100.00%	0.00%
JUVENILE	26	97	123	21.14%	78.86%
PAR./PROB	15	5	20	75.00%	25.00%
TERM/ABUSE	35	175	210	16.67%	83.33%
HABEAS/SC	0	6	6	0.00%	100.00%
OTHER	15	10	25	60.00%	40.00%
TOTAL	454	712	1,166	38.94%	61.06%

	PDC DISBURSEMENTS	AC DISBURSEMENTS	TOTAL	%PDC	%AC
	\$612,591.00	\$583,369.23	\$1,195,960.23	51.22%	48.78%
AVG PDC COST PER CASE	\$1,349.32	AVG AC COST PER CASE	\$819.34		

7TH CIRC CLOSED CASES/CLAIMS PAID



7TH CIRCUIT PDC/AC DISBURSEMENTS

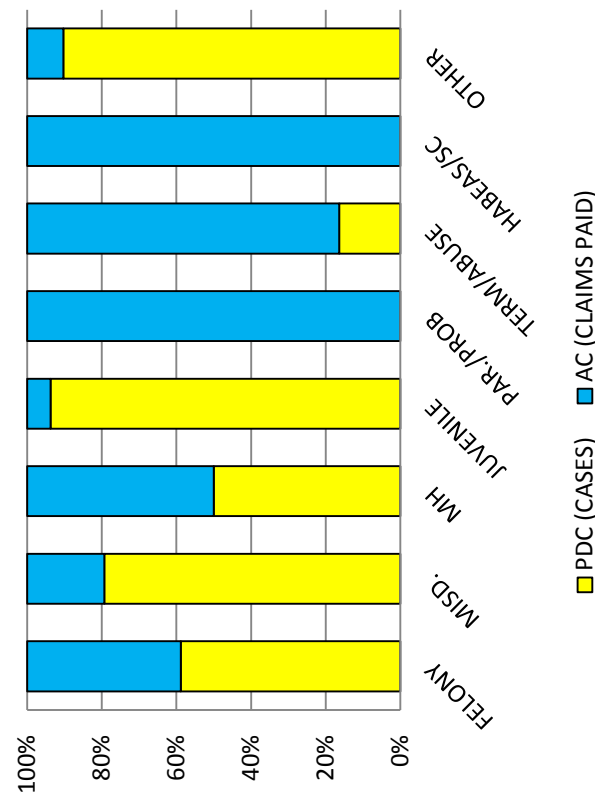


**8TH CIRCUIT (MCDOWELL COUNTY)
 PDC CASES CLOSED COMPARED TO AC CLAIMS PAID FY 2013**

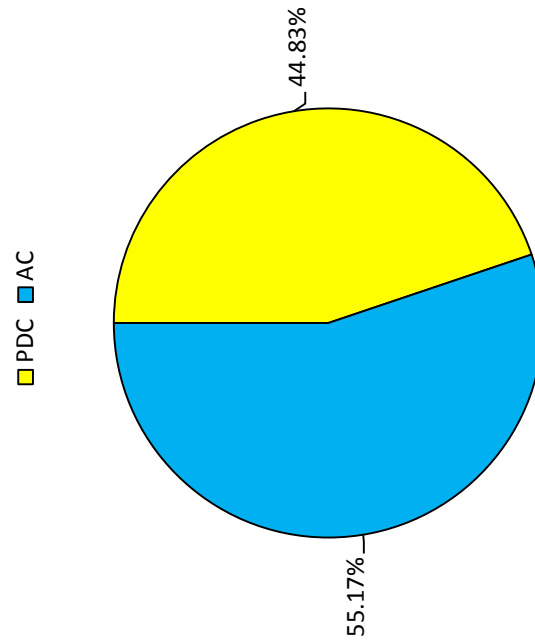
CASE TYPES	PDC	AC	TOTAL	%PDC	%AC
FELONY	176	123	299	58.86%	41.14%
MISD.	656	171	827	79.32%	20.68%
MH	14	14	28	50.00%	50.00%
JUVENILE	135	9	144	93.75%	6.25%
PAR./PROB	0	1	1	0.00%	100.00%
TERM/ABUSE	21	107	128	16.41%	83.59%
HABEAS/SC	0	3	3	0.00%	100.00%
OTHER	65	7	72	90.28%	9.72%
TOTAL	1,067	435	1,502	71.04%	28.96%

	PDC	AC	TOTAL	%PDC	%AC
DISBURSEMENTS	\$358,390.00	\$441,117.02	\$799,507.02	44.83%	55.17%
AVG PDC COST PER CASE	\$335.89	\$1,014.06			

8TH CIRC CLOSED CASES/CLAIMS PAID



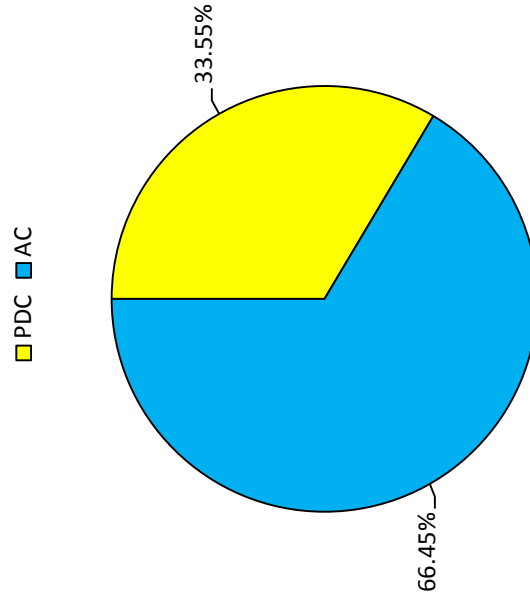
8TH CIRCUIT PDC/AC DISBURSEMENTS



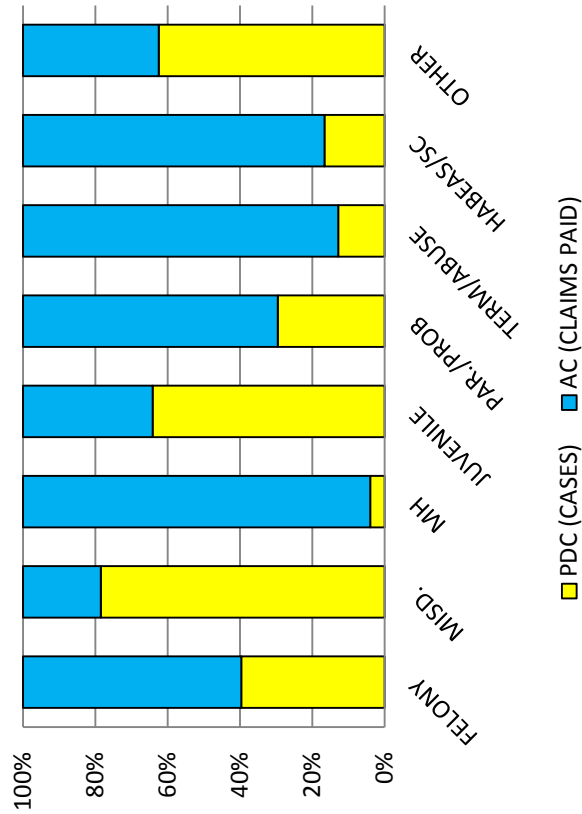
**9TH CIRCUIT (MERCER COUNTY)
 PDC CASES CLOSED COMPARED TO AC CLAIMS PAID FY 2013**

CASE TYPES	PDC		AC		TOTAL		%PDC		%AC	
	DISBURSEMENTS	PER CASE	DISBURSEMENTS	PER CASE	DISBURSEMENTS	PER CASE	DISBURSEMENTS	PER CASE	DISBURSEMENTS	PER CASE
FELONY	\$814,783.00	\$379.32	\$1,613,955.83	\$824.29	\$2,428,738.83		33.55%	66.45%		
MISD.										
MH										
JUVENILE										
PAR./PROB										
TERM/ABUSE										
HABEAS/SC										
OTHER										
TOTAL										

9TH CIRCUIT PDC/AC DISBURSEMENTS



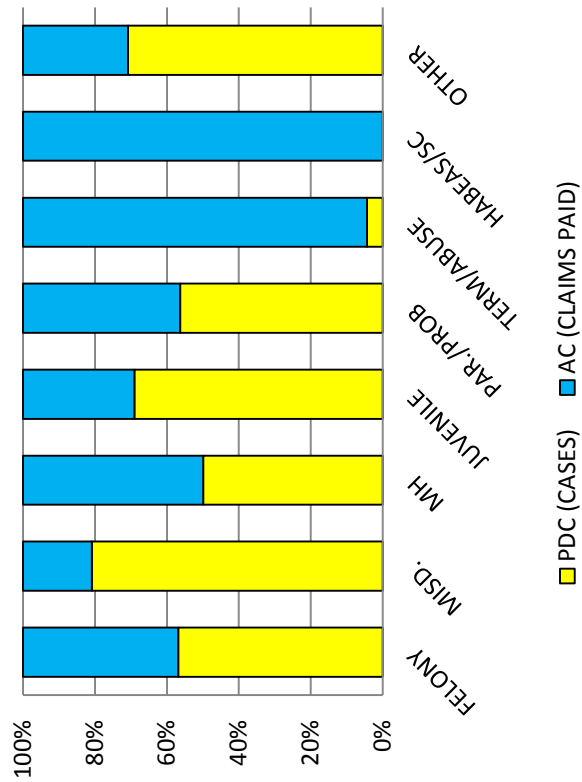
9TH CIRC CLOSED CASES/CLAIMS PAID



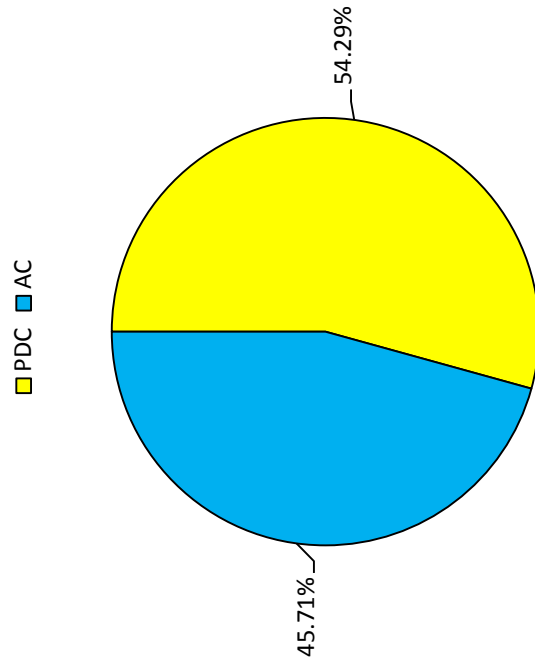
**10TH CIRCUIT (RALEIGH COUNTY)
 PDC CASES CLOSED COMPARED TO AC CLAIMS PAID FY 2013**

CASE TYPES	PDC		AC		TOTAL	%PDC		%AC	
	DISBURSEMENTS	PER CASE	DISBURSEMENTS	PER CASE		DISBURSEMENTS	PER CASE	DISBURSEMENTS	PER CASE
FELONY	\$880,651.00	\$282.35	\$741,368.76	\$711.49	1,064	79.61%	20.39%	1,064	20.39%
MISD.					1,696	90.80%	9.20%	1,696	9.20%
MH					189	95.77%	4.23%	189	4.23%
JUVENILE					195	80.00%	20.00%	195	20.00%
PAR./PROB					284	90.85%	9.15%	284	9.15%
TERM/ABUSE					600	4.00%	96.00%	600	96.00%
HABEAS/SC					9	0.00%	100.00%	9	100.00%
OTHER					124	91.13%	8.87%	124	8.87%
TOTAL	\$880,651.00	\$282.35	\$741,368.76	\$711.49	4,161	74.96%	25.04%	4,161	25.04%

10TH CIRC CLOSED CASES/CLAIMS PAID



10TH CIRCUIT PDC/AC DISBURSEMENTS



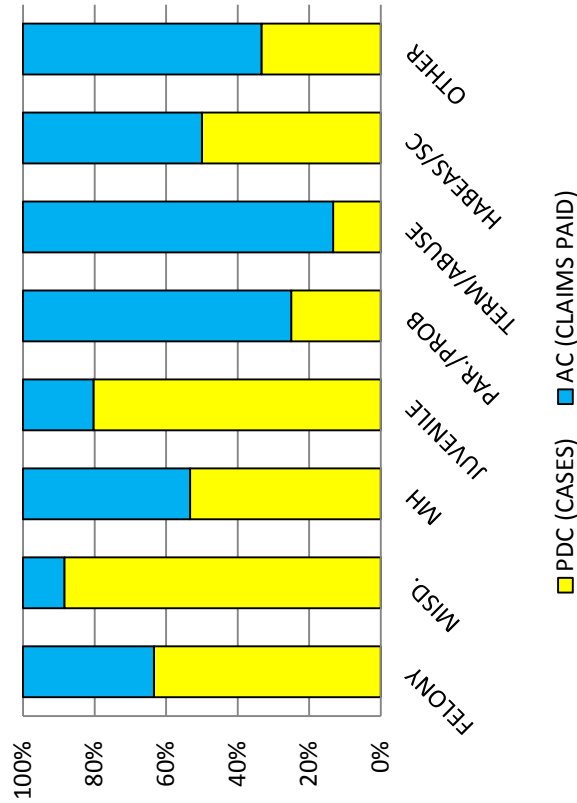
**11TH CIRCUIT (GREENBRIER & POCAHONTAS COUNTIES)
 PDC CASES CLOSED COMPARED TO AC CLAIMS PAID FY 2013**

CASE TYPES	PDC	AC	TOTAL	%PDC	%AC
FELONY	206	119	325	63.38%	36.62%
MISD.	377	49	426	88.50%	11.50%
MH	24	21	45	53.33%	46.67%
JUVENILE	45	11	56	80.36%	19.64%
PAR./PROB	1	3	4	25.00%	75.00%
TERM/ABUSE	23	150	173	13.29%	86.71%
HABEAS/SC	2	2	4	50.00%	50.00%
OTHER	10	20	30	33.33%	66.67%
TOTAL	688	375	1063	64.72%	35.28%

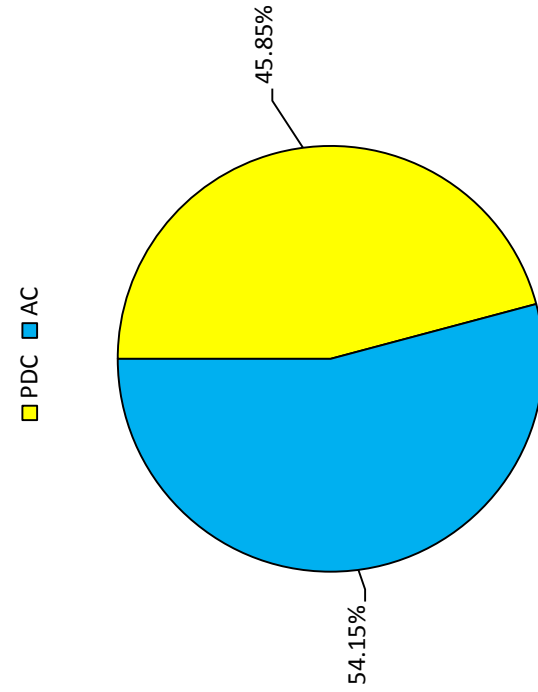
	PDC DISBURSEMENTS	AC DISBURSEMENTS	TOTAL	%PDC	%AC
	\$445,552.00	\$526,181.36	\$971,733.36	45.85%	54.15%

	AVG PDC COST PER CASE	AVG AC COST PER CASE
	\$647.60	\$1,403.15

11TH CIRC CLOSED CASES/CLAIMS PAID



11TH CIRCUIT PDC/AC DISBURSEMENTS

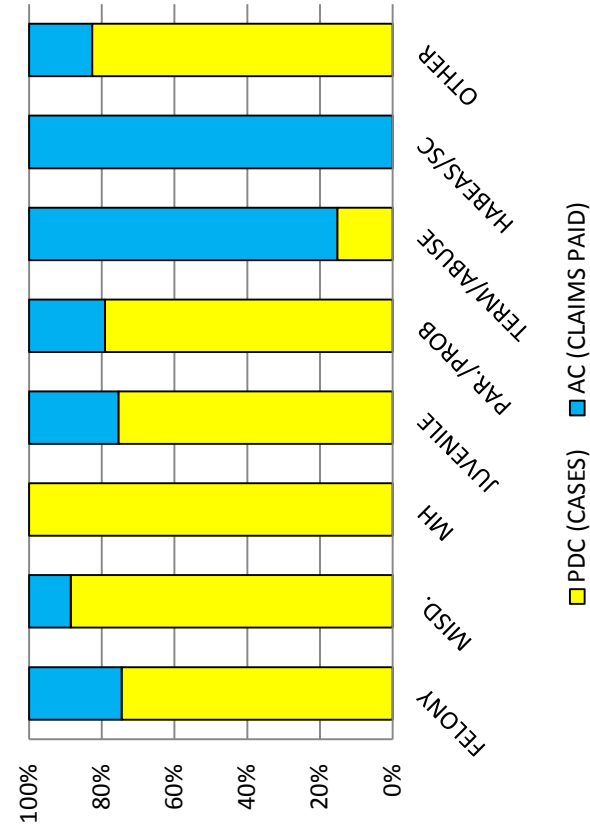


**12TH CIRCUIT (FAYETTE COUNTY)
 PDC CASES CLOSED COMPARED TO AC CLAIMS PAID FY 2013**

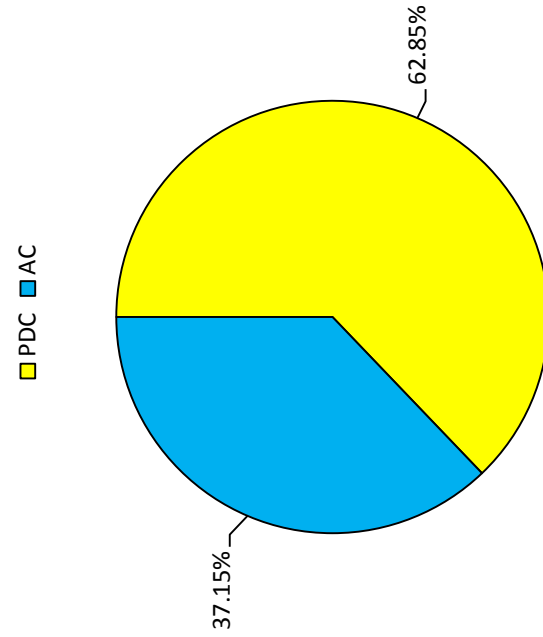
CASE TYPES	PDC	AC	TOTAL	%PDC	%AC
FELONY	269	92	361	74.52%	25.48%
MISD.	510	66	576	88.54%	11.46%
MH	16	0	16	100.00%	0.00%
JUVENILE	43	14	57	75.44%	24.56%
PAR./PROB	19	5	24	79.17%	20.83%
TERM/ABUSE	24	134	158	15.19%	84.81%
HABEAS/SC	0	4	4	0.00%	100.00%
OTHER	19	4	23	82.61%	17.39%
TOTAL	900	319	1,219	73.83%	26.17%

	PDC	AC	TOTAL	%PDC	%AC
DISBURSEMENTS	\$456,626.00	\$269,912.40	\$726,538.40	62.85%	37.15%
AVG PDC COST PER CASE	\$507.36	\$846.12			

12TH CIRC CLOSED CASES/CLAIMS PAID



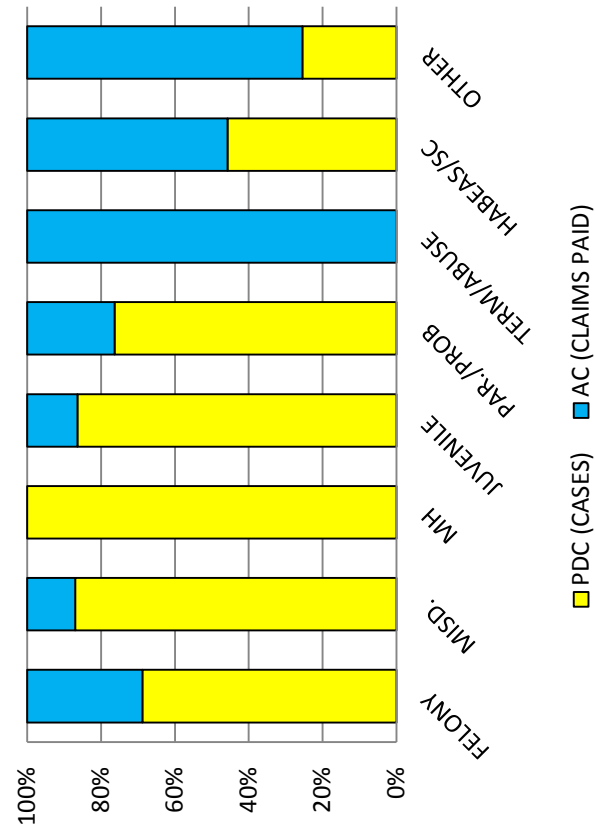
12TH CIRCUIT PDC/AC DISBURSEMENTS



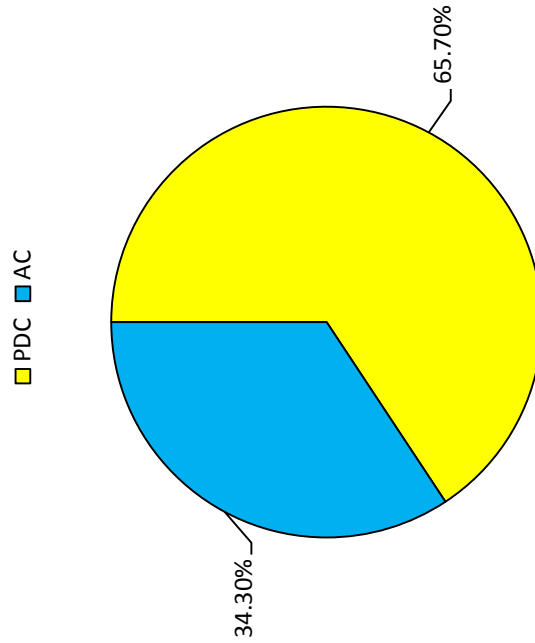
**13TH CIRCUIT (KANAWHA COUNTY)
 PDC CASES CLOSED COMPARED TO AC CLAIMS PAID FY 2013**

CASE TYPES	PDC		AC		TOTAL	%PDC	%AC	PDC		AC	
	DISBURSEMENTS	PER CASE	DISBURSEMENTS	PER CASE				DISBURSEMENTS	PER CASE	DISBURSEMENTS	PER CASE
FELONY	1,278	580	1,858	68.78%	1,858	68.78%	31.22%	\$3,365,332.00	\$435.47	\$1,757,138.28	\$784.79
MISD.	4,300	643	4,943	86.99%	4,943	86.99%	13.01%				
MH	856	0	856	100.00%	856	100.00%	0.00%				
JUVENILE	898	141	1,039	86.43%	1,039	86.43%	13.57%				
PAR./PROB	297	92	389	76.35%	389	76.35%	23.65%				
TERM/ABUSE	0	540	540	0.00%	540	0.00%	100.00%				
HABEAS/SC	27	32	59	45.76%	59	45.76%	54.24%				
OTHER	72	211	283	25.44%	283	25.44%	74.56%				
TOTAL	7,728	2,239	9,967	77.54%	9,967	77.54%	22.46%				

13TH CIRC CLOSED CASES/CLAIMS PAID



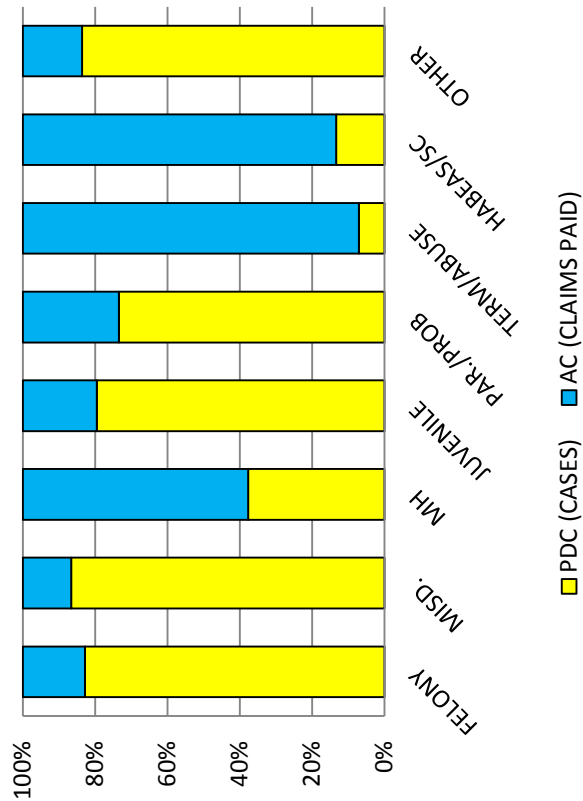
13TH CIRCUIT PDC/AC DISBURSEMENTS



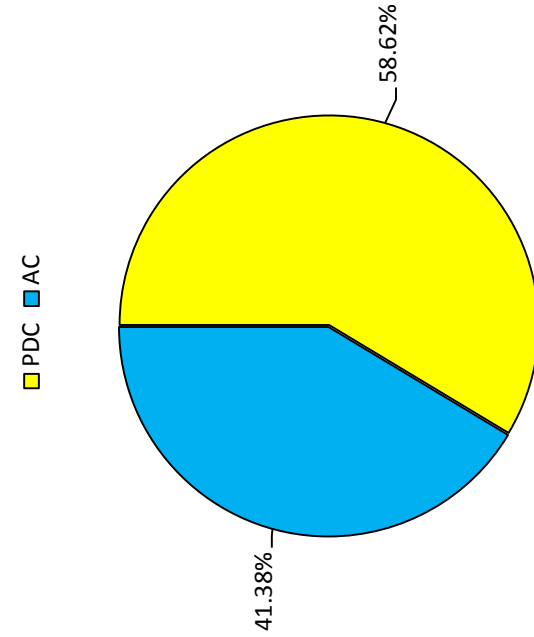
**15TH CIRCUIT (HARRISON COUNTY)
 PDC CASES CLOSED COMPARED TO AC CLAIMS PAID FY 2013**

CASE TYPES	PDC		AC		TOTAL		%PDC		%AC	
	DISBURSEMENTS	PER CASE	DISBURSEMENTS	PER CASE	DISBURSEMENTS	PER CASE	DISBURSEMENTS	PER CASE	DISBURSEMENTS	PER CASE
FELONY	351	\$777,169.00	73	\$502.37	424	\$1,016.03	82.78%	\$502.37	17.22%	\$1,016.03
MISD.	778	\$548,657.30	120	\$4,572.14	898	\$5,129.44	86.64%	\$5,729.58	13.36%	\$6,551.62
MH	29	\$62,340.00	48	\$1,300.00	77	\$1,362.00	37.66%	\$1,700.00	62.34%	\$2,662.00
JUVENILE	230	\$20,420.00	59	\$343.39	289	\$20,763.39	79.58%	\$72.00	20.42%	\$20,791.39
PAR./PROB	97	\$26,520.00	35	\$772.22	132	\$73.48	73.48%	\$572.22	26.52%	\$730.00
TERM/ABUSE	14	\$92,890.00	183	\$513.06	197	\$513.06	7.11%	\$513.06	92.89%	\$513.06
HABEAS/SC	2	\$86,670.00	13	\$666.69	15	\$666.69	13.33%	\$666.69	86.67%	\$666.69
OTHER	46	\$16,360.00	9	\$1,817.78	55	\$1,817.78	83.64%	\$1,817.78	16.36%	\$1,817.78
TOTAL	1,547	\$777,169.00	540	\$1,016.03	2,087	\$1,016.03	74.13%	\$1,016.03	25.87%	\$1,016.03

15TH CIRC CLOSED CASES/CLAIMS PAID



15TH CIRCUIT PDC/AC DISBURSEMENTS

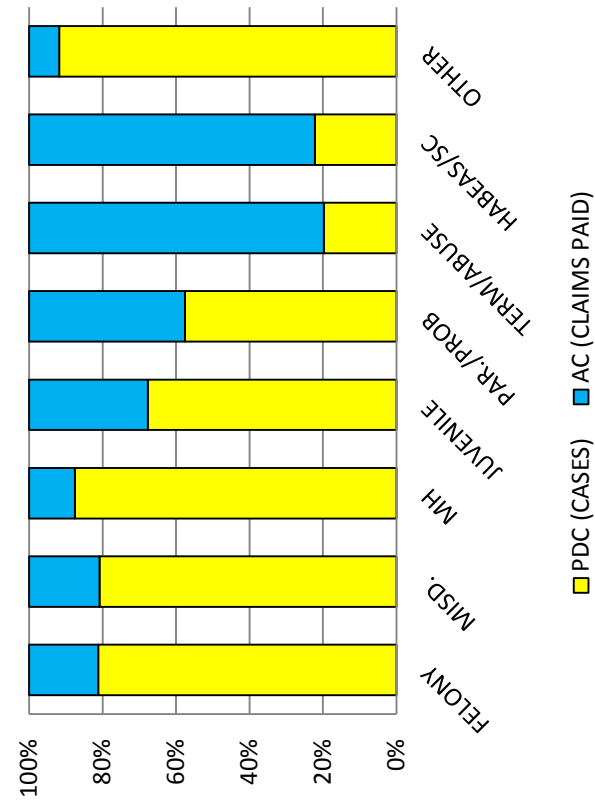


**18TH CIRCUIT (PRESTON COUNTY)
 PDC CASES CLOSED COMPARED TO AC CLAIMS PAID FY 2013**

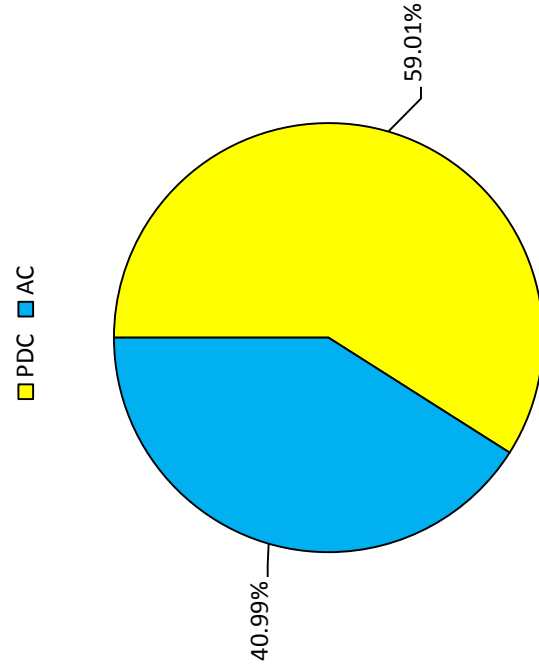
CASE TYPES	PDC		AC		TOTAL	%PDC		%AC	
	DISBURSEMENTS	PER CASE	DISBURSEMENTS	PER CASE		DISBURSEMENTS	PER CASE	DISBURSEMENTS	PER CASE
FELONY	138		32		170	81.18%	18.82%		
MISD.	223		53		276	80.80%	19.20%		
MH	14		2		16	87.50%	12.50%		
JUVENILE	23		11		34	67.65%	32.35%		
PAR./PROB	19		14		33	57.58%	42.42%		
TERM/ABUSE	16		65		81	19.75%	80.25%		
HABEAS/SC	2		7		9	22.22%	77.78%		
OTHER	56		5		61	91.80%	8.20%		
TOTAL	491		189		680	72.21%	27.79%		

PDC		AC		TOTAL	%PDC	%AC
DISBURSEMENTS	PER CASE	DISBURSEMENTS	PER CASE			
\$333,204.00	\$678.62	\$231,497.34	\$1,224.85	\$564,701.34	59.01%	40.99%

18TH CIRC CLOSED CASES/CLAIMS PAID



18TH CIRCUIT PDC/AC DISBURSEMENTS

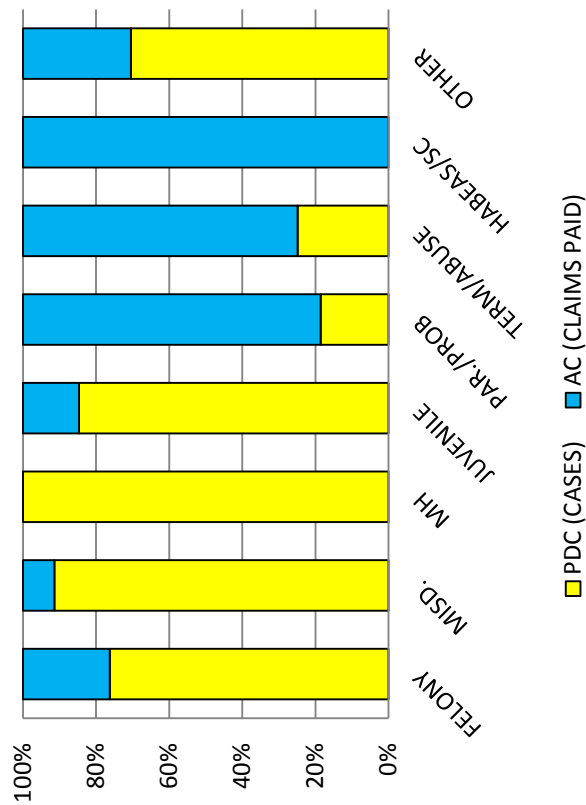


**23RD CIRCUIT (BERKELEY, JEFFERSON & MORGAN COUNTIES)
 PDC CASES CLOSED COMPARED TO AC CLAIMS PAID FY 2013**

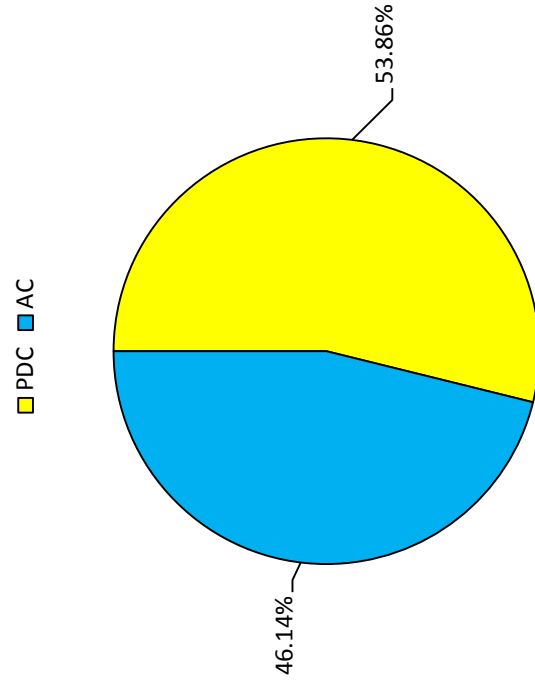
CASE TYPES	PDC		AC		TOTAL		%AC	
	DISBURSEMENTS	%PDC	DISBURSEMENTS	%AC	DISBURSEMENTS	%PDC	DISBURSEMENTS	%AC
FELONY	\$2,002,302.00	53.86%	\$1,715,549.91	23.72%	\$3,717,851.91	76.28%	1,568	23.72%
MISD.				8.62%		91.38%	2,159	8.62%
MH				0.00%		100.00%	0	0.00%
JUVENILE				15.32%		84.68%	89	15.32%
PAR./PROB				81.43%		18.57%	57	81.43%
TERM/ABUSE				75.13%		24.87%	447	75.13%
HABEAS/SC				100.00%		0.00%	31	100.00%
OTHER				29.55%		70.45%	13	29.55%
TOTAL				23.16%		76.84%	1,195	23.16%

	PDC	AC	AVG PDC COST PER CASE	AVG AC COST PER CASE
	\$2,002,302.00	\$1,715,549.91	\$505.12	\$1,435.61

23RD CIRC CLOSED CASES/CLAIMS PAID



23RD CIRCUIT PDC/AC DISBURSEMENTS

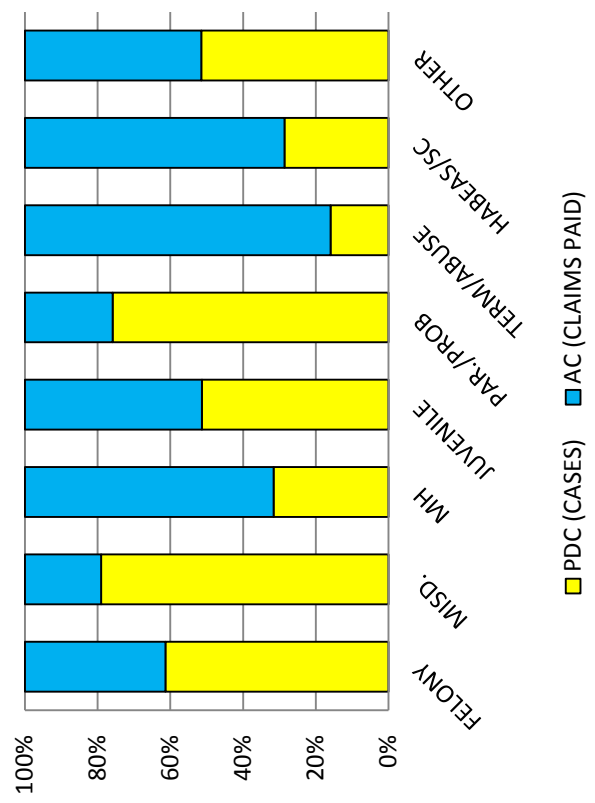


**25TH CIRCUIT (BOONE & LINCOLN COUNTIES)
 PDC CASES CLOSED COMPARED TO AC CLAIMS PAID FY 2013**

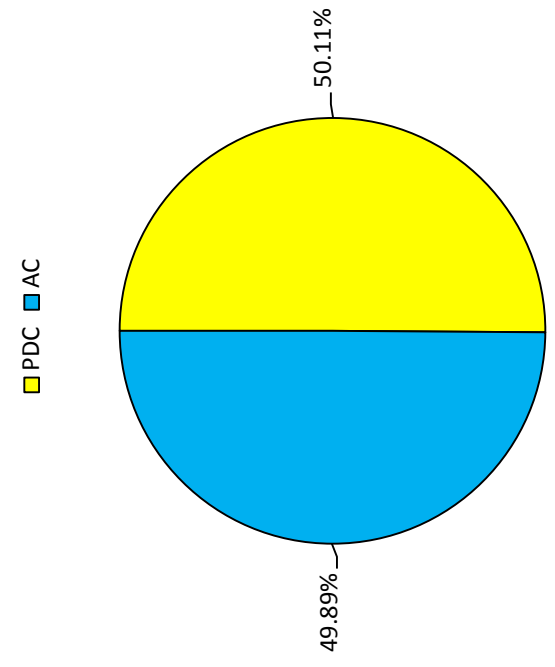
CASE TYPES	PDC		AC		TOTAL	%PDC	%AC
	DISBURSEMENTS	PER CASE	DISBURSEMENTS	PER CASE			
FELONY	376	237	613	38.66%		61.34%	38.66%
MISD.	596	158	754	20.95%		79.05%	20.95%
MH	30	65	95	68.42%		31.58%	68.42%
JUVENILE	209	198	407	48.65%		51.35%	48.65%
PAR./PROB	107	34	141	24.11%		75.89%	24.11%
TERM/ABUSE	38	200	238	84.03%		15.97%	84.03%
HABEAS/SC	2	5	7	71.43%		28.57%	71.43%
OTHER	17	16	33	48.48%		51.52%	48.48%
TOTAL	1,375	913	2,288	39.90%		60.10%	39.90%

PDC		AC	
DISBURSEMENTS	TOTAL	DISBURSEMENTS	TOTAL
\$761,117.00	\$1,518,883.52	\$757,766.52	\$1,518,883.52
AVG PDC COST PER CASE	\$553.54	AVG AC COST PER CASE	\$829.97

25TH CIRC CLOSED CASES/CLAIMS PAID



25TH CIRCUIT PDC/AC DISBURSEMENTS

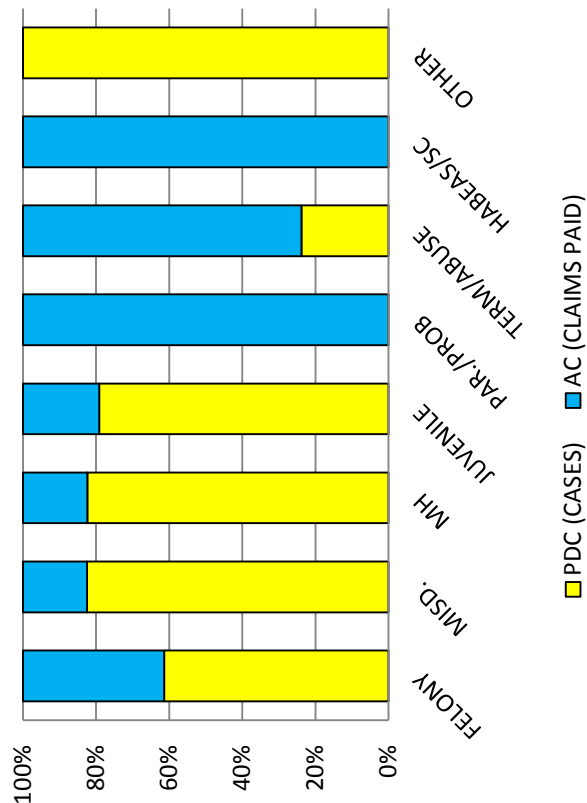


**28TH CIRCUIT (NICHOLAS COUNTY)
 PDC CASES CLOSED COMPARED TO AC CLAIMS PAID FY 2013**

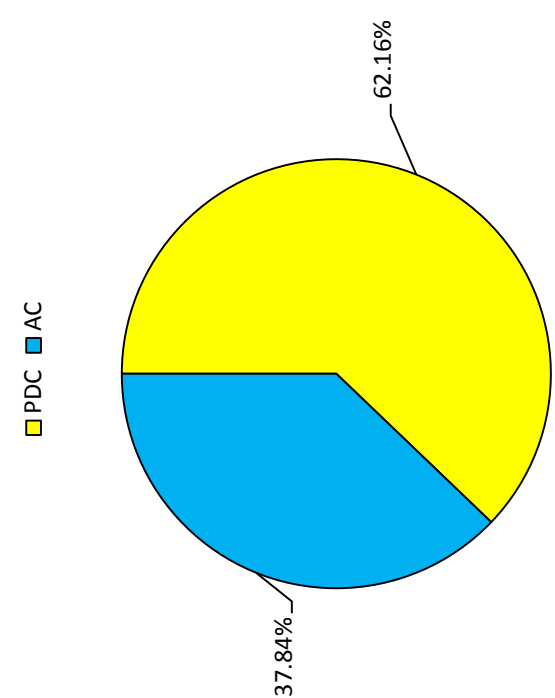
CASE TYPES	PDC		AC		TOTAL	%PDC		%AC	
	DISBURSEMENTS	AC	DISBURSEMENTS	AC		DISBURSEMENTS	AC	DISBURSEMENTS	AC
FELONY	\$384,370.00	\$233,990.45	\$618,360.45				62.16%		37.84%
MISD.									
MH									
JUVENILE									
PAR./PROB									
TERM/ABUSE									
HABEAS/SC									
OTHER									
TOTAL	\$384,370.00	\$233,990.45	\$618,360.45				62.16%		37.84%

	AVG PDC COST PER CASE	AVG AC COST PER CASE
	\$755.15	\$812.47

28TH CIRC CLOSED CASES/CLAIMS PAID



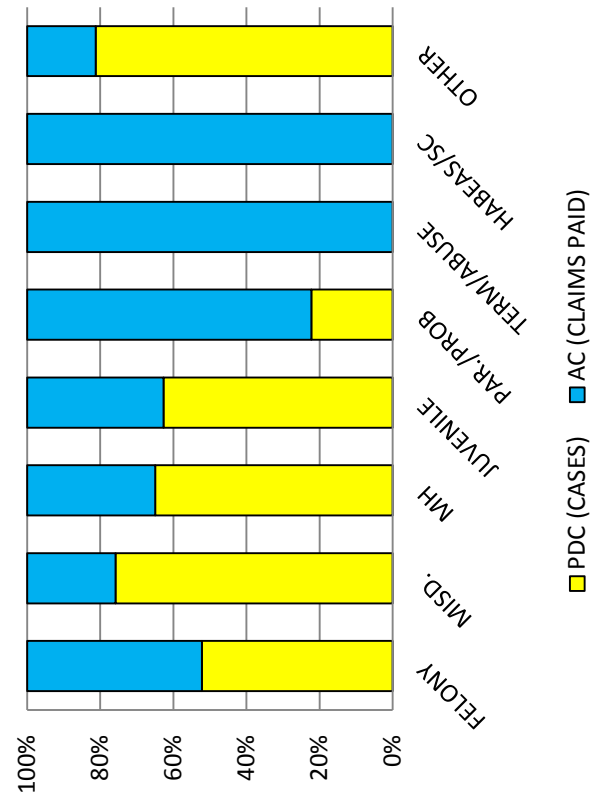
28TH CIRCUIT PDC/AC DISBURSEMENTS



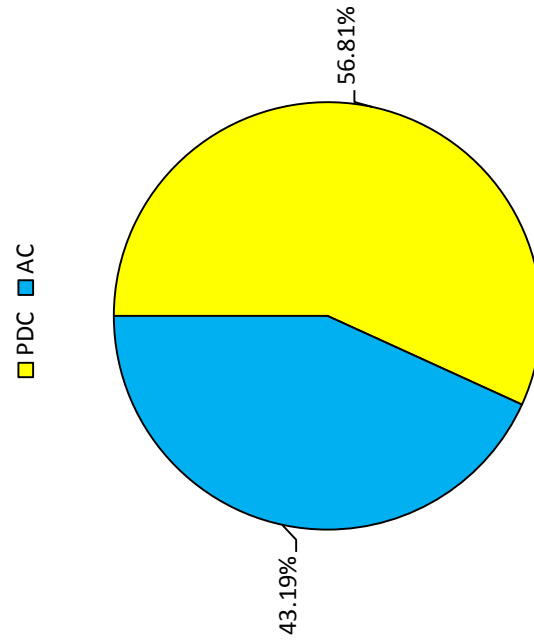
**30TH CIRCUIT (MINGO COUNTY)
 PDC CASES CLOSED COMPARED TO AC CLAIMS PAID FY 2013**

CASE TYPES	PDC		AC		TOTAL	%PDC	%AC	PDC		AC		TOTAL	%PDC	%AC
	DISBURSEMENTS	PER CASE	DISBURSEMENTS	PER CASE				DISBURSEMENTS	PER CASE	DISBURSEMENTS	PER CASE			
FELONY	120		110		230	52.17%	47.83%	\$543,550.00		\$413,225.30		\$956,775.30	56.81%	43.19%
MISD.	260		83		343	75.80%	24.20%							
MH	13		7		20	65.00%	35.00%							
JUVENILE	42		25		67	62.69%	37.31%							
PAR./PROB	2		7		9	22.22%	77.78%							
TERM/ABUSE	0		199		199	0.00%	100.00%							
HABEAS/SC	0		5		5	0.00%	100.00%							
OTHER	26		6		32	81.25%	18.75%							
TOTAL	463		442		905	51.16%	48.84%	\$1,173.97		\$934.90		\$956,775.30	56.81%	43.19%

30TH CIRC CLOSED CASES/CLAIMS



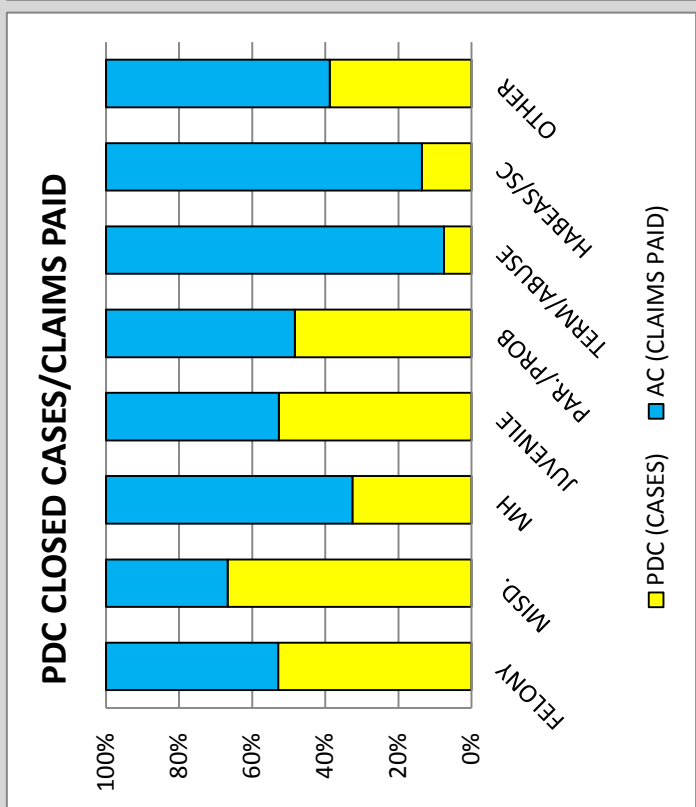
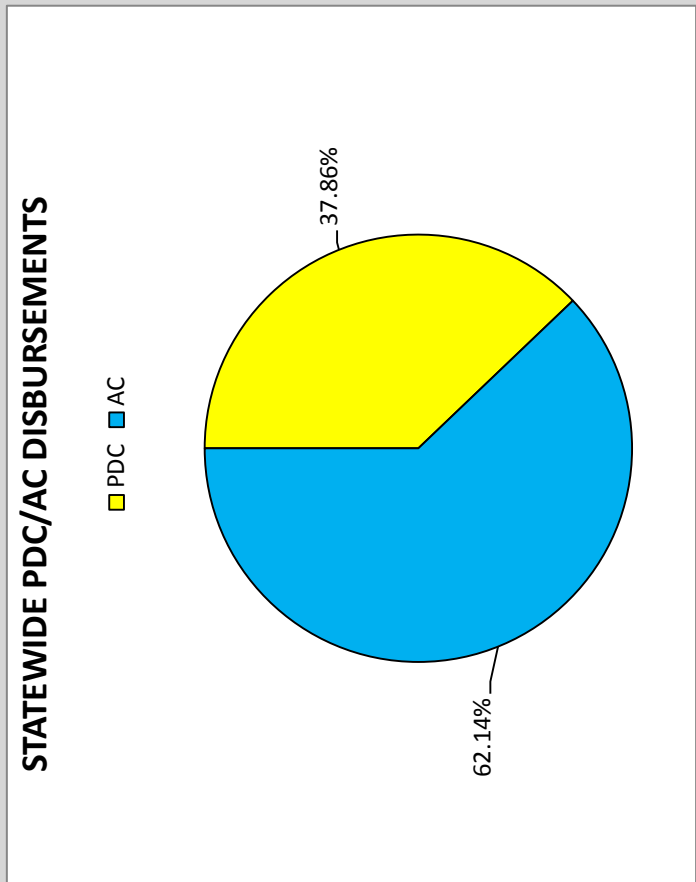
30TH CIRCUIT PDC/AC DISBURSEMENTS



**STATISTICS FOR BOTH PDC AND APPOINTED COUNSEL STATEWIDE
 PDC CASES CLOSED COMPARED TO ALL AC CLAIMS PAID FY 2013**

CASE TYPES	PDC			AC			TOTAL			PDC			AC		
	PDC	AC	TOTAL	%PDC	%AC	%AC	DISBURSEMENTS	DISBURSEMENTS	TOTAL	%PDC	%AC	DISBURSEMENTS	DISBURSEMENTS	TOTAL	
FELONY	7,995	7,135	15,130	52.84%	47.16%	47.16%	\$15,376,320.00	\$25,232,412.09	\$40,608,732.09	37.86%	62.14%				
MISD.	17,469	8,708	26,177	66.73%	33.27%										
MH	1,425	2,948	4,373	32.59%	67.41%										
JUVENILE	3,331	2,984	6,315	52.75%	47.25%										
PAR./PROB	1,099	1,173	2,272	48.37%	51.63%										
TERM/ABUSE	610	7,544	8,154	7.48%	92.52%										
HABEAS/SC	49	313	362	13.54%	86.46%										
OTHER	762	1,202	1,964	38.80%	61.20%										
TOTAL	32,740	32,007	64,747	50.57%	49.43%										

	PDC	AC	AVG PDC COST PER CASE	AVG AC COST PER CASE
	\$469.65	\$788.34		



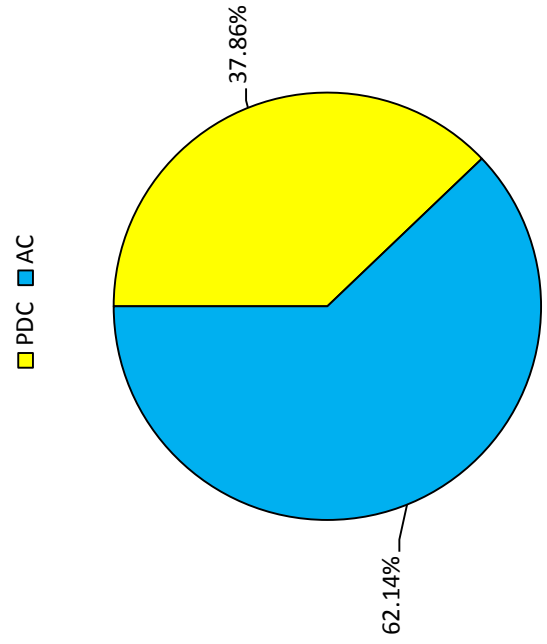
**STATISTICS FOR BOTH PDC AND APPOINTED COUNSEL STATEWIDE
 PDC CASES CLOSED COMPARED TO ALL AC CLAIMS PAID FY 2013**

CASE TYPES	PDC		AC		TOTAL		%PDC		%AC		PDC DISBURSEMENTS		AC DISBURSEMENTS		TOTAL		%PDC		%AC	
	PDC	AC	PDC	AC	PDC	AC	PDC	AC	PDC	AC	PDC	AC	PDC	AC	PDC	AC	PDC	AC		
FELONY	7,995	7,135	15,130	52.84%	47.16%	\$15,376,320.00	\$25,232,412.09	\$40,608,732.09	37.86%	62.14%										
MISD.	17,469	8,708	26,177	66.73%	33.27%															
MH	1,425	2,948	4,373	32.59%	67.41%															
JUVENILE	3,331	2,984	6,315	52.75%	47.25%															
PAR./PROB	1,099	1,173	2,272	48.37%	51.63%															
TERM/ABUSE	610	7,544	8,154	7.48%	92.52%															
HABEAS/SC	49	313	362	13.54%	86.46%															
OTHER	762	1,202	1,964	38.80%	61.20%															
TOTAL	32,740	32,007	64,747	50.57%	49.43%															

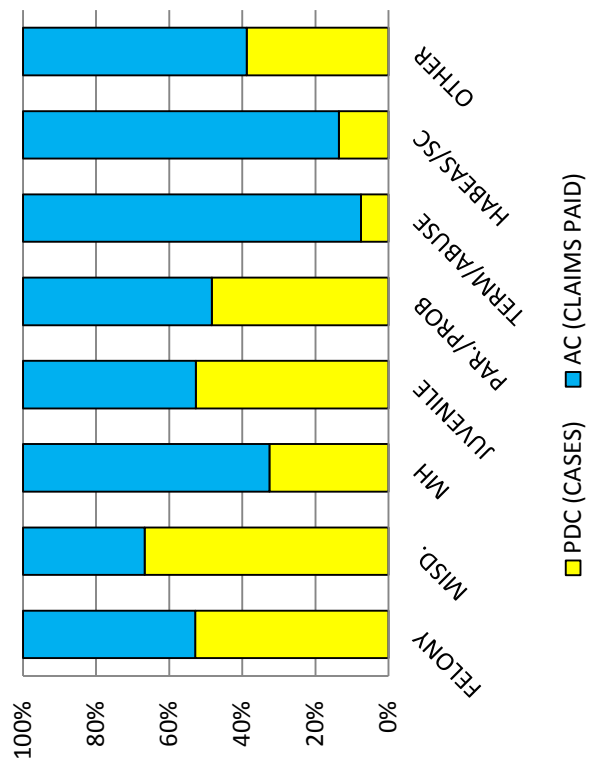
AVG PDC COST PER CASE \$469.65

AVG AC COST PER CASE \$788.34

STATEWIDE PDC/AC DISBURSEMENTS



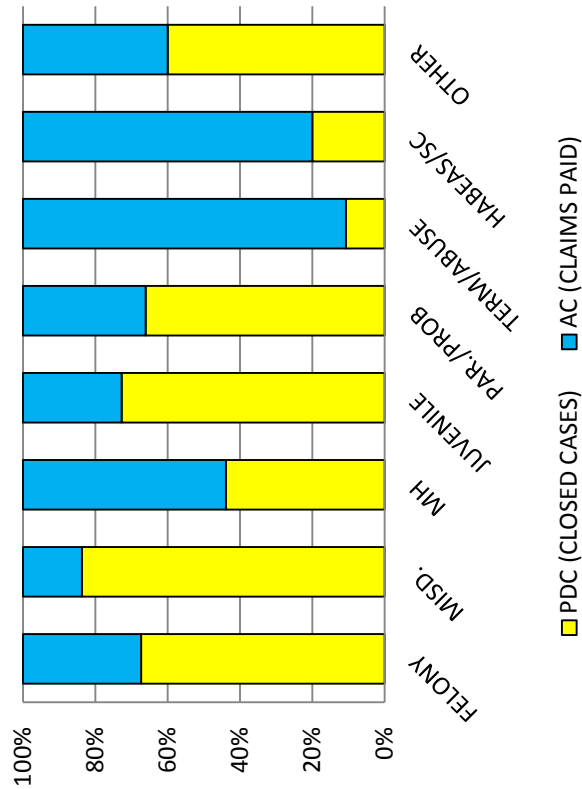
PDC CLOSED CASES/CLAIMS PAID



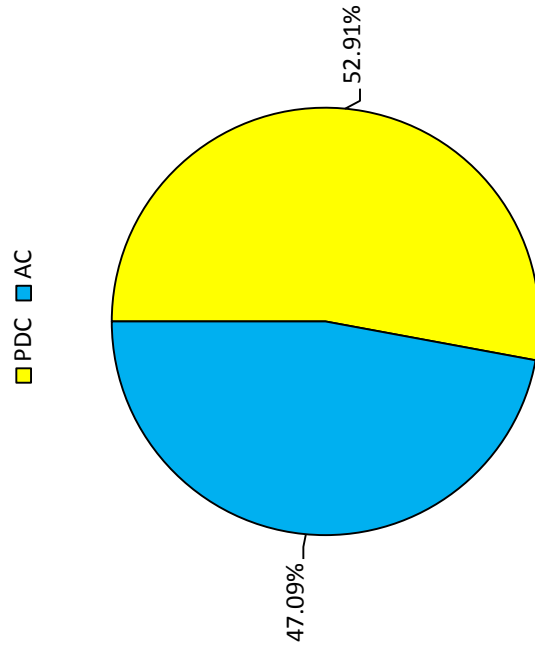
**ALL PUBLIC DEFENDER CORPORATION CIRCUITS (18 CIRCUITS 29 COUNTIES)
 PDC CASES CLOSED COMPARED TO AC CLAIMS (WITHIN PUBLIC DEFENDER CORPORATION CIRCUITS) PAID FY 2013**

CASE TYPES	PDC		AC		TOTAL		%PDC		%AC		DISBURSEMENTS		TOTAL		%PDC		%AC	
	PDC	AC	PDC	AC	PDC	AC	PDC	AC	PDC	AC	PDC	AC	PDC	AC	PDC	AC	PDC	AC
FELONY	7,995	3,878	11,873	67.34%	32.66%	\$15,376,320.00	\$13,685,365.58	\$29,061,685.58	52.91%	47.09%								
MISD.	17,469	3,394	20,863	83.73%	16.27%													
MH	1,425	1,825	3,250	43.85%	56.15%													
JUVENILE	3,331	1,247	4,578	72.76%	27.24%													
PAR./PROB	1,099	564	1,663	66.09%	33.91%													
TERM/ABUSE	610	5,089	5,699	10.70%	89.30%													
HABEAS/SC	49	196	245	20.00%	80.00%													
OTHER	762	508	1,270	60.00%	40.00%													
TOTAL	32,740	16,701	49,441	66.22%	33.78%	\$469.65	\$819.43											

PDC CIRC CLOSED CASES/CLAIMS PAID



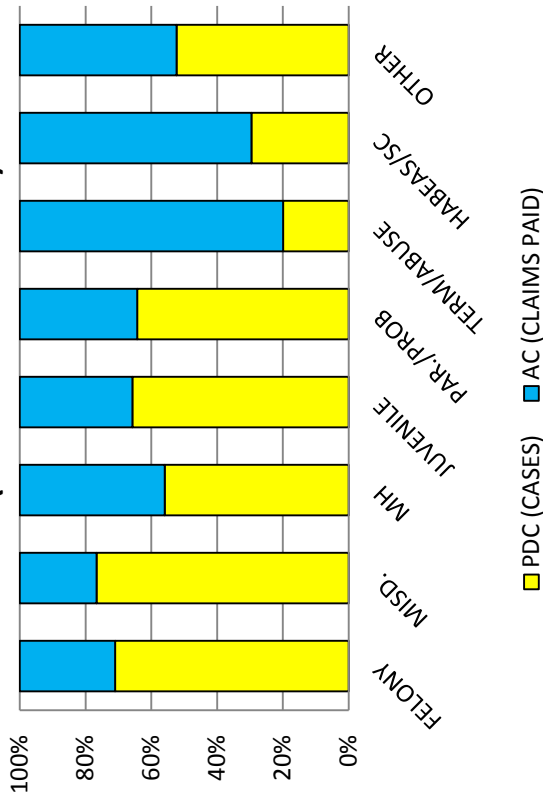
PDC CIRCUITS PDC/AC DISBURSEMENTS



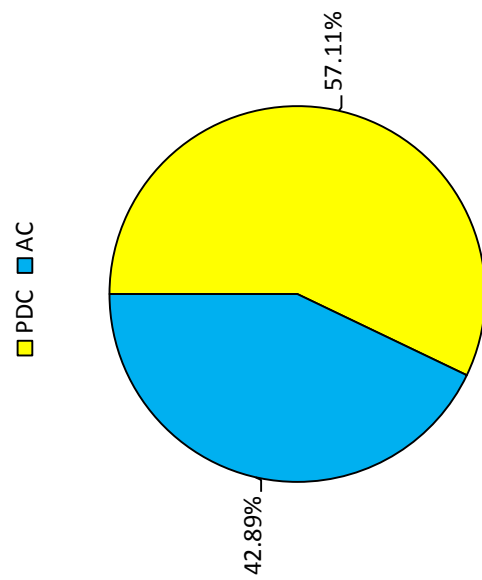
**STATISTICS FOR BOTH PDC AND APPOINTED COUNSEL STATEWIDE (LESS AC CLAIMS IN PDC CIRCUITS)
 PDC CASES CLOSED COMPARED TO AC CLAIMS PAID FY 2013**

CASE TYPES	PDC		AC		%PDC		%AC		PDC		AC		TOTAL	%PDC	%AC
	PDC	AC	DISBURSEMENTS	DISBURSEMENTS	DISBURSEMENTS	DISBURSEMENTS	DISBURSEMENTS	DISBURSEMENTS	DISBURSEMENTS	DISBURSEMENTS	DISBURSEMENTS	DISBURSEMENTS			
FELONY	7,995	3,257	11,252	71.05%	28.95%	\$15,376,320.00	\$11,547,046.51	\$26,923,366.51	57.11%	42.89%					
MISD.	17,469	5,314	22,783	76.68%	23.32%										
MH	1,425	1,123	2,548	55.93%	44.07%										
JUVENILE	3,331	1,737	5,068	65.73%	34.27%										
PAR./PROB	1,099	609	1,708	64.34%	35.66%										
TERM/ABUSE	610	2,455	3,065	19.90%	80.10%										
HABEAS/SC	49	117	166	29.52%	70.48%										
OTHER	762	694	1,456	52.34%	47.66%										
TOTAL	32,740	15,306	48,046	68.14%	31.86%	\$469.65	\$754.41								

**PDC CASES/CLAIMS PAID
 STATEWIDE (LESS AC IN PDC CIRC)**



**STATEWIDE PDC/AC DISBURSEMENTS
 (LESS AC IN PDC CIRCUITS)**



APPENDIX D: APPOINTED COUNSEL LISTING OF PAYEE TOTALS

APPOINTED COUNSEL FEES & EXPENSES PAID BY PAYEE TOTAL CLAIMS IN DESCENDING ORDER

**WEST VIRGINIA PUBLIC DEFENDER SERVICES
 APPOINTED COUNSEL FEES AND EXPENSES PAID
 DESCENDING ORDER BY TOTAL \$
 Appointed Counsel and Direct Expenses Separate**

PAYEE	TOTAL \$	# OF CLAIMS	OFFICE LOCATION	
APPOINTED COUNSEL				
SKAGGS G ERNEST	276,069.23	153	FAYETTEVILLE	WV
* JACOVETTY GERALD G JR LC	253,714.04	367	WHEELING	WV
* FLINCHUM R KEITH	231,765.52	220	WELCH	WV
* CASTEEL & ALLENDER PLLC	223,094.72	197	KINGWOOD	WV
RUTH LAW OFFICES PLLC	218,044.31	210	CHARLESTON	WV
KURELAC LAW OFFICE PLLC	215,604.09	248	MOUNDSVILLE	WV
* NANNERS & WILLETT LC LAW OFFICES OF	214,763.61	269	BUCKHANNON	WV
* VICTOR VICTOR & HELGOE LLP	214,308.15	226	CHARLESTON	WV
* MOFFATT CHRISTOPHER G	212,500.77	90	CHARLESTON	WV
* MOUNTAINEER LEGAL SERVICES PLLC	212,294.36	327	GRAFTON	WV
* HARVEY & JANUTOLO	209,727.00	262	PRINCETON	WV
* LESTER WILLIAM M	194,762.73	183	CHARLESTON	WV
* KELLEY DAVID B LAW OFFICE OF	192,722.69	235	BLUEFIELD	WV
* SUMMERS WILLIAM B	183,141.81	530	PARKERSBURG	WV
* GRINDO DANIEL R LAW OFFICE OF PLLC	182,164.49	271	GASSAWAY	WV
FOLICKMAN PAMELA R LAW OFFICE OF	181,728.02	290	FAIRMONT	WV
RICE WILLIAM T	177,329.28	72	MARTINSBURG	WV
SHERMAN LAWRENCE E JR LC	175,056.79	255	ROMNEY	WV
* COLVIN NICHOLAS FORREST ESQ LAW OFFICE OF PLLC	173,614.57	157	HEDGESVILLE	WV
POWELL ERIC K	172,710.88	208	PARKERSBURG	WV
GARRETT & GARRETT	166,210.29	173	MOOREFIELD	WV
ESCUE & PRITT LAW OFFICE CO	163,873.46	300	HURRICANE	WV
STARCHER & FRUM PLLC	157,397.91	231	PARKERSBURG	WV
WHITEMAN BURDETTE PLLC	152,076.64	274	FAIRMONT	WV
* WIEDEL DIANA CARTER	151,337.00	71	WILLIAMSON	WV
* WHITE KEITH	150,486.70	136	SAINT MARYS	WV
* LUPARDUS LAW OFFICE	144,238.16	328	PINEVILLE	WV
* COOKE MICHAEL P	143,862.72	283	BLUEFIELD	WV
COREY DANIEL S	142,488.00	153	POCA	WV
* WHITT MICHAEL R	140,616.52	54	LEWISBURG	WV
WILLIAMS JOHN E JR	132,492.42	147	PRINCETON	WV
LACARIA PHILIP A	127,837.05	98	WELCH	WV
* SAL SELLARO CULPEPPER LEGAL GROUP PLLC	127,496.84	279	MORGANTOWN	WV
* EVANS THOMAS HANNA PLLC	126,143.01	137	OCEANA	WV
HUGHART KEVIN W	123,822.44	156	SISSONVILLE	WV
SHAW & SHAW LC	123,433.23	246	POINT PLEASANT	WV
* DILLON WELLS H	123,183.25	160	PARKERSBURG	WV
CAREY JAMES T	122,796.66	190	NEW CUMBERLAND	WV
* BRISCOE L SCOTT	122,754.86	204	DANVILLE	WV
CHILDERS SHARON K	122,222.08	82	CHARLESTON	WV
* FUDA THOMAS L PLLC	121,376.90	141	PRINCETON	WV
* YOUNG WILLIAM PRENTICE	120,328.36	30	SHEPHERDSTOWN	WV
MOSES JOSEPH J	119,326.32	53	WHEELING	WV
* NEISWONGER & WHITE	119,081.92	268	MOUNDSVILLE	WV
MAGANN LAW OFFICE PLLC	118,439.37	134	BLUEFIELD	WV
HOOSIER LAW FIRM PLLC	117,120.61	88	CHARLESTON	WV
* GREENE TRACIE L	116,600.83	121	CHARLESTON	WV
* HIVELY HERBERT L II	113,000.49	271	CHARLESTON	WV
* HILL JOHNSON LAW PLLC	111,604.58	125	BELINGTON	WV
COURTRIGHT LAW OFFICES PLLC	111,296.12	237	HURRICANE	WV

**WEST VIRGINIA PUBLIC DEFENDER SERVICES
 APPOINTED COUNSEL FEES AND EXPENSES PAID
 DESCENDING ORDER BY TOTAL \$
 Appointed Counsel and Direct Expenses Separate**

PAYEE	TOTAL \$	# OF CLAIMS	OFFICE LOCATION	
HAMILTON CHARLES R	110,982.06	160	CHARLESTON	WV
* AHLBORN COURTNEY L LAW OFFICE OF PLLC	109,586.89	251	PARKERSBURG	WV
BELLOMY & TURNER LC	109,280.60	372	HUNTINGTON	WV
CHILDLAW SERVICES INC	108,226.96	89	PRINCETON	WV
RYAN KOURTNEY A & ASSOCIATES	108,173.50	35	BUCKHANNON	WV
* DALBY NANCY A ATTY AT LAW PLLC	108,025.95	38	CHARLES TOWN	WV
WINDOM RODNEY C	107,301.68	128	HARRISVILLE	WV
CLYBURN BRENT A LAW OFFICE	106,838.98	145	WHEELING	WV
* ARBUCKLE DOUGLAS H	103,066.49	127	LEWISBURG	WV
MCQUADE RUTH A LAW OFFICE OF	102,300.45	133	SHEPHERDSTOWN	WV
MULLENS & MULLENS PLLC	100,853.87	120	PHILIPPI	WV
HAUGHT IRA M	100,845.23	73	HARRISVILLE	WV
* MAZZEI ROCCO E	100,138.44	76	CLARKSBURG	WV
* WEESE TRACY	99,346.15	40	SHEPHERDSTOWN	WV
HARMAN MARLA ZELENE	96,570.45	64	FRANKLIN	WV
* FAERBER KRISTOPHER	93,950.50	45	LEWISBURG	WV
* THOMPSON JOHN M JR	92,459.12	105	OAK HILL	WV
* SIMMONS HUNTER D	92,219.78	274	BUCKHANNON	WV
* HOLROYD FRED F III	91,665.08	102	CHARLESTON	WV
* NOLAN LAW FIRM	91,330.21	179	HUNTINGTON	WV
MCNEER HIGHLAND MCMUNN VARNER LC	90,970.92	120	CLARKSBURG	WV
* ANDERSON JOHN CLARK II	89,559.61	189	LEWISBURG	WV
* SKEEN KENNAD LEE II	85,999.65	51	RIPLEY	WV
* SHOUGH SCOTT A	85,701.72	126	FAIRMONT	WV
COLLINS LAW FIRM	85,484.37	132	KEYSER	WV
* MUNOZ A JOSEPH LAW FIRM OF	85,099.50	51	PARKERSBURG	WV
* REBROOK EDWARD E III	85,034.81	113	CHARLESTON	WV
* RODGERS JEFFREY S	84,641.15	159	LEWISBURG	WV
GREENBAUM STEVEN A ESQ ATTY AT LAW PLLC	83,917.68	123	MARTINSBURG	WV
GENTILOZZI & ASSOCIATES	83,024.59	112	CLARKSBURG	WV
HAWKINS JAMES E JR	82,774.16	179	BUCKHANNON	WV
CHATTIN ANDREW B	81,809.67	64	CHARLESTON	WV
BISCHOFF LAW FIRM PLLC	80,542.38	68	SUMMERSVILLE	WV
GEARY & GEARY LC	80,492.76	97	PETERSBURG	WV
* MAIER LAW OFFICE LLC	80,056.68	76	HINTON	WV
TROISI JOSEPH G	78,778.51	113	SAINT MARYS	WV
PULLIN FOWLER FLANAGAN BROWN & POE PLLC	78,667.58	250	CHARLESTON	WV
* TYSON DAVID R	78,098.03	178	HUNTINGTON	WV
NESTOR WILLIAM T PLLC	77,992.10	135	ELKINS	WV
* STURM HEIDI M GEORGI	77,785.15	76	FAIRMONT	WV
PARTAIN LAW OFFICES	77,528.10	100	LOGAN	WV
* OSHOWAY F JOHN	76,493.10	105	GRANTSVILLE	WV
* WALL RANDALL D	76,175.65	467	HUNTINGTON	WV
NOONE ROBERT T	74,598.34	35	LOGAN	WV
COWDEN ALLISON ADYNIEC	74,115.96	20	WEIRTON	WV
THOMPSON & PARDO PLLC	73,759.70	51	CHARLES TOWN	WV
GUNNOE LAW OFFICE	73,473.11	173	HINTON	WV
LONG LAW OFFICES PLLC	73,446.67	100	SCOTT DEPOT	WV
* NAVY L VICTOR	73,259.55	69	BARBOURSVILLE	WV
* JOHNSON REBECCA S LAW OFFICE OF	73,104.44	116	CHARLESTON	WV
* SOUTHERN WV LAW CLINIC	72,551.59	110	BECKLEY	WV

**WEST VIRGINIA PUBLIC DEFENDER SERVICES
 APPOINTED COUNSEL FEES AND EXPENSES PAID
 DESCENDING ORDER BY TOTAL \$
 Appointed Counsel and Direct Expenses Separate**

PAYEE	TOTAL \$	# OF CLAIMS	OFFICE LOCATION	
SITES LAW FIRM	72,070.75	180	KEYSER	WV
* HALL DWIGHT R	71,776.08	99	ELKINS	WV
* FITTRO JONATHAN	71,430.14	57	CLARKSBURG	WV
HERNDON STEPHEN D	71,294.79	13	WHEELING	WV
ROSINSKY LAW OFFICE LC	71,241.76	38	HUNTINGTON	WV
PRENTICE TIMOTHY H	70,906.37	110	ELKINS	WV
BAILEY REGGIE R	69,349.33	124	PARKERSBURG	WV
HUFFMAN WILLIAM O	69,291.06	95	PRINCETON	WV
SIMMONS & SIMMONS LC	69,009.20	76	ELIZABETH	WV
MONTORO HARRY P LAW OFFICE OF PLLC	68,882.11	108	MORGANTOWN	WV
GARVIN LAW PLLC	68,817.76	46	NUTTER FORT	WV
* JARRELL ROBERT STEPHEN	68,803.67	74	HUNTINGTON	WV
WHITEMAN FRANCES C	68,151.32	67	FAIRMONT	WV
MCFARLAND JOSEPH W JR	66,949.21	123	PARKERSBURG	WV
* CONWAY LAW OFFICE	66,932.50	286	HUNTINGTON	WV
SCALES LAW OFFICE	66,883.89	56	MARTINSBURG	WV
* BLAIR JERRY	65,798.62	77	CLARKSBURG	WV
LONG ROBBY N LAW OFFICE OF LC	65,316.45	95	HAMLIN	WV
* SAAD ABRAHAM J PLLC	64,116.31	65	HUNTINGTON	WV
* CURNUTTE LAW OFFICE	63,699.09	80	ELKINS	WV
CURRY AMOS & ASSOCIATES LC	62,938.85	111	FAIRMONT	WV
VANNOSTRAND & MORTON	61,196.63	41	WEBSTER SPRINGS	WV
SINKKANEN DREAMA D LAW OFFICES OF	61,128.50	94	CLARKSBURG	WV
KARICKHOFF DAVID	60,637.60	139	SUTTON	WV
HOLDREN JASON D	60,613.07	77	GALLIPOLIS	OH
* DALTON MARSHA ESTATE OF	60,402.89	59	HUNTINGTON	WV
* KING WAYNE	60,254.57	37	CLAY	WV
BUCK & PRENTICE PLLC	59,881.43	32	MARTINSBURG	WV
HARSH LAW LC	59,400.84	67	PARKERSBURG	WV
WESTON LAW A LEGAL CORP	59,235.10	43	HUNTINGTON	WV
MICHAEL NELSON M LC	58,525.93	149	KEYSER	WV
RIST LAW OFFICES LC	58,512.85	72	FAYETTEVILLE	WV
KELLEY LAW OFFICE	56,372.25	63	HUNTINGTON	WV
* DEMOSS DAVID B	56,065.47	104	FAIRMONT	WV
PRALL THOMAS J	56,063.20	131	WESTON	WV
KUENZEL & ASSOCIATES PLLC	55,687.06	57	CHAPMANVILLE	WV
HINKLE BRYAN S	55,632.62	78	BUCKHANNON	WV
* PRITT ALAN L	55,485.38	102	CHARLESTON	WV
* REES JAMES B	55,186.06	60	FAYETTEVILLE	WV
* ASBURY LAW OFFICE PLLC	55,066.29	42	CLAY	WV
TORRES GEORGE M	54,867.91	93	PARKERSBURG	WV
BIDDLE JACQUELYN STOUT	54,852.01	25	HUNTINGTON	WV
* MCGEELAW	54,397.63	59	CHARLESTON	WV
HILL LAW FIRM PLLC	54,125.85	83	CHARLESTON	WV
WEST & JONES	53,981.11	66	CLARKSBURG	WV
HASSAN LAW OFFICE	53,471.50	73	WELCH	WV
STEWART JOYCE E	53,452.89	44	MOOREFIELD	WV
WALTERS & KRAUSKOPF	53,403.01	80	MOOREFIELD	WV
* COSNER LAW OFFICE	53,304.89	143	ROMNEY	WV
* WEBB-RUMORA MARSHA	53,242.84	60	WILLIAMSON	WV
BECK GARTH W	53,119.66	96	CLARKSBURG	WV

**WEST VIRGINIA PUBLIC DEFENDER SERVICES
 APPOINTED COUNSEL FEES AND EXPENSES PAID
 DESCENDING ORDER BY TOTAL \$
 Appointed Counsel and Direct Expenses Separate**

PAYEE	TOTAL \$	# OF CLAIMS	OFFICE LOCATION	
HATFIELD & HATFIELD PLLC	52,826.24	55	MADISON	WV
BRILL JONATHAN G PLLC	52,770.15	79	ROMNEY	WV
CALLAGHAN & CALLAGHAN PLLC	51,888.62	30	SUMMERSVILLE	WV
WEST STEPHEN BROOKS II	51,787.50	100	CHARLESTON	WV
HAYDEN & HART PLLC	51,776.28	117	BECKLEY	WV
FROST BROWN TODD LLC	51,280.46	3	LOUISVILLE	KY
* WARMAN CHERYL L	51,068.63	81	MORGANTOWN	WV
LANTZ LAW OFFICE	50,879.15	32	MOUNDSVILLE	WV
* MCGHEE NANCY L	50,861.76	128	VIENNA	WV
FORBES LAW OFFICES PLLC	50,784.52	66	CHARLESTON	WV
NOGAY CATHRYN A	50,725.23	18	WEIRTON	WV
FARNSWORTH LAW OFFICE	50,694.23	77	PARKERSBURG	WV
* EACHUS MICHAEL N	50,674.20	46	GALLIPOLIS	OH
* BAILEY DENNIS R	50,348.95	93	CHARLESTON	WV
BULLMAN & BULLMAN	50,198.96	58	CHARLESTON	WV
LORD JASON S	50,083.53	46	CHARLESTON	WV
* MILLER CHRISTOPHER H	48,913.54	58	MORGANTOWN	WV
* JONES STEVEN A LC	48,208.60	40	HARRISVILLE	WV
* MORGAN E LAVOYD JR & ASSOCIATES LC	48,018.43	41	LEWISBURG	WV
MORGAN TONY	47,699.59	65	GRANTSVILLE	WV
* SCHEETZ CHRISTOPHER A	47,618.86	100	FOLLANSBEE	WV
FAIR MATTHEW H	47,576.07	66	ELKINS	WV
MYERS JESSICA E	47,500.75	35	PARKERSBURG	WV
THORNE STEVEN M	47,462.60	69	LOGAN	WV
* BROOKS JOHN B	47,428.96	35	MORGANTOWN	WV
MORAN JANE LAW OFFICE	47,125.30	82	WILLIAMSON	WV
BAYLISS SHAWN D	47,009.85	58	HURRICANE	WV
HEDGES LYONS & SHEPHERD PLLC	46,961.64	34	MORGANTOWN	WV
SAFFER MARTIN V	46,943.50	33	MARLINTON	WV
BAKER MARVIN J	46,676.50	64	MADISON	WV
LYALL JERRY M	46,563.55	81	WILLIAMSON	WV
* BRADLEY LAW OFFICE PLLC	46,285.78	34	PARKERSBURG	WV
* REDMAN & PAYNE	45,811.70	26	CHARLESTON	WV
KEATON FRAZER & MILLESON PLLC	45,451.50	131	ROMNEY	WV
MCGRAW LAW OFFICES	45,426.48	54	PROSPERITY	WV
SKLAVOUNAKIS LAW OFFICE	45,188.50	34	WHEELING	WV
WALLACE MICHAEL K	44,792.98	83	SOUTH CHARLESTON	WV
BAILEY & HOWARD PLLC	44,698.58	47	BARBOURSVILLE	WV
HOUCK G TODD ATTORNEY AT LAW LC	44,427.50	77	MULLENS	WV
* KEESEE RYAN HAMILTON	44,155.88	62	SMOOT	WV
FERRELL LAW OFFICE PLLC	44,055.36	89	WILLIAMSON	WV
JUDY & JUDY	43,419.30	80	MOOREFIELD	WV
ATKINS JAMES B	43,217.31	79	SCOTT DEPOT	WV
* SIMMONS EUGENE M	43,098.53	35	MARLINTON	WV
* STOBBS R RUSSELL	42,918.17	53	WESTON	WV
LAISHLEY JOHN	42,714.93	33	HUNTINGTON	WV
DOUGLASS ERNEST M	42,534.69	105	PARKERSBURG	WV
* DASCOLI LAW OFFICES	42,063.50	61	CHARLESTON	WV
TIPTON LAW OFFICES	41,907.46	52	FAIRMONT	WV
TICHENOR LAW OFFICE	41,804.23	55	FAIRMONT	WV
PANEPINTO MARK D	41,693.14	27	WHEELING	WV

**WEST VIRGINIA PUBLIC DEFENDER SERVICES
 APPOINTED COUNSEL FEES AND EXPENSES PAID
 DESCENDING ORDER BY TOTAL \$
 Appointed Counsel and Direct Expenses Separate**

PAYEE	TOTAL \$	# OF CLAIMS	OFFICE LOCATION	
SANDERS AUSTIN FLANIGAN & FLANIGAN	41,685.24	67	PRINCETON	WV
HOBBS MARK E	41,646.55	20	CHAPMANVILLE	WV
WRIGHT LACY W JR	41,643.66	32	WELCH	WV
CONAWAY & CONAWAY	41,552.77	51	MADISON	WV
SALMONS RONALD G ATTORNEY AT LAW PLLC	41,358.20	86	WEST HAMLIN	WV
WILLIAMS TRENA LAW OFFICE OF PLLC	41,334.27	62	WESTON	WV
GREINER & CYRUS LC	41,079.89	52	HUNTINGTON	WV
MOORE DAVID K	41,021.45	34	RIPLEY	WV
* NESSEL LAW FIRM	40,931.07	49	HUNTINGTON	WV
STEPHENS GLORIA M	40,336.08	70	WELCH	WV
HAYNIE BELINDA A	40,277.06	59	MORGANTOWN	WV
WEESE HEATHER M LAW OFFICE OF PLLC	40,231.69	27	ELKINS	WV
PENNINGTON WILLIAM L	40,228.98	62	MORGANTOWN	WV
* BALDWIN SHANNON L ATTY AT LAW PLLC	40,139.53	47	BLUEFIELD	WV
MCCOY JAMES A JR	40,122.50	28	HAMLIN	WV
* CRANE JENNIFER DAY	39,922.11	66	FAYETTEVILLE	WV
SNYDER & HASSIG	39,320.86	37	NEW MARTINSVILLE	WV
* KIRKPATRICK LAW OFFICE PLLC	39,232.91	46	BECKLEY	WV
BRIGHT ROBERT W	39,148.16	72	MIDDLEPORT	OH
TREADWAY JOHN H JR	38,580.31	43	MOOREFIELD	WV
ROLL WILLIAM DANIEL	37,899.43	66	POINT PLEASANT	WV
* COLLINS LAW OFFICE PLLC	37,839.29	39	CHARLESTON	WV
DAVIS R STEPHEN	37,509.31	22	BEAVER	WV
LUTTRELL & PREZIOSO PLLC	37,402.45	37	MARTINSBURG	WV
MCCAMIC SACCO & MCCOID PLLC	37,276.00	19	WHEELING	WV
PHILLIPS P TODD	36,950.92	34	MORGANTOWN	WV
PRATT LENA D	36,846.80	45	LOGAN	WV
MORGAN WARD	36,466.29	44	BLUEFIELD	WV
STEED DEBRA L PLLC	36,243.19	61	PARKERSBURG	WV
WHITE MAX H PLLC	36,073.48	132	KEYSER	WV
MANYPENNY RAINES LAW OFFICE PLLC	35,999.88	76	CHESTER	WV
SOLOMON ALEXANDRIA A	35,850.24	30	DAVIS	WV
GRIFFITH BETSY	35,357.09	24	BRIDGEPORT	WV
SUTTON & JANELLE PLLC	35,080.77	42	MARTINSBURG	WV
* PROCTOR LAW OFFICES PLLC	35,009.02	10	HUNTINGTON	WV
MEYER FORD GLASSER & RADMAN PLLC	34,935.00	71	CHARLESTON	WV
CZARNIK R THOMAS & ASSOCIATES	34,686.18	60	PRINCETON	WV
BOTTNER & SKILLMAN	34,629.35	54	CHARLES TOWN	WV
GARNES DESIREE LYNNETTE	34,577.02	29	HUNTINGTON	WV
* LEFLER & BOGGS PLLC	34,434.31	54	BECKLEY	WV
CASELL & CREWE PC	34,141.01	55	WYTHEVILLE	VA
EVERETT MARK ATTORNEY AT LAW PLLC	34,100.72	72	MORGANTOWN	WV
STEPTOE & JOHNSON	34,047.45	30	BRIDGEPORT	WV
* HART LAW CENTER	33,858.98	55	WHEELING	WV
ERHARD CRAIG P LAW OFFICE OF PLLC	33,798.86	72	FAIRMONT	WV
* CRAIG A COURTENAY	33,619.50	2	HUNTINGTON	WV
SAVILLE ROYCE B PLLC	33,529.34	99	ROMNEY	WV
SHAFFER & SHAFFER	33,359.73	61	MADISON	WV
ORNDORFF DAVID L	33,002.28	57	BUCKHANNON	WV
SANTER & SANTER	32,858.98	68	PARKERSBURG	WV
* GERBER JAY W JR	32,836.42	66	PARKERSBURG	WV

**WEST VIRGINIA PUBLIC DEFENDER SERVICES
 APPOINTED COUNSEL FEES AND EXPENSES PAID
 DESCENDING ORDER BY TOTAL \$
 Appointed Counsel and Direct Expenses Separate**

PAYEE	TOTAL \$	# OF CLAIMS	OFFICE LOCATION	
* MCDERMOTT DANA P	32,724.48	4	MARTINSBURG	WV
* SCHAMBERGER LEGAL SERVICES	32,594.08	38	CLAY	WV
BREWSTER MORHOUS CAMERON CARUTH MOORE KERSEY & STAFFORD PLLC	32,486.40	39	BLUEFIELD	WV
SELDEN LAW OFFICES LC	32,262.10	13	BECKLEY	WV
WEESE ROGER R	32,221.00	45	NEW MARTINSVILLE	WV
LAMORA RAYMOND K III LAW OFFICE OF PLLC	32,216.07	48	ELKINS	WV
* ORNDORFF & HATFIELD ATTY AT LAW	32,049.47	39	BARBOURSVILLE	WV
PARKULO JOHN F	31,450.00	35	DANIELS	WV
ROTH LEGAL SERVICES LC	31,424.81	53	PETERSBURG	WV
ROLLO EDMUND J	31,246.00	47	MORGANTOWN	WV
MALLET SHANE M LAW OFFICES	31,105.96	70	WHEELING	WV
* WILDMAN ERIC KEITH	30,882.42	47	FAIRMONT	WV
ARNOLD & BAILEY PLLC	30,551.21	47	CHARLES TOWN	WV
NOEL WILLIAM C JR	30,440.12	37	MORGANTOWN	WV
JURCO JOHN M	30,202.23	18	ST CLAIRSVILLE	OH
SMITH MICHAEL CLAY	29,628.29	56	WESTON	WV
* HINERMAN HOLLY W	29,448.38	21	PENTRESS	WV
* DINARDI PETER D	29,398.60	31	MORGANTOWN	WV
BALL GREGORY K	28,855.47	57	PRINCETON	WV
* FORESTER WILLIAM T	28,258.72	66	LOGAN	WV
BEAN & BEAN	28,246.50	52	MOOREFIELD	WV
* FURNER DEAN A ATTORNEY AT LAW PLLC	28,042.98	68	PARKERSBURG	WV
BOWERS JEFFREY S	28,020.66	24	FRANKLIN	WV
LANHAM JOHN S	27,867.54	26	HORNER	WV
CLEVENGER JAMES C LAW OFFICE OF	27,815.27	41	WESTON	WV
* REEDER LAW OFFICES PLLC	27,715.52	49	HURRICANE	WV
* DEAN LAW OFFICES PLLC	27,422.28	47	SAINT ALBANS	WV
KATZ KANTOR STONESTREET & BUCKNER PLLC	27,400.99	85	PRINCETON	WV
* MCDONOUGH C EDWARD	27,188.36	51	PARKERSBURG	WV
WILSON CHRISTOPHER M LAW OFFICE PLLC	27,093.93	57	FAIRMONT	WV
ATKINS & OGLE LAW OFFICES LC	26,970.91	44	BUFFALO	WV
THOMPSON LAW OFFICE PLLC	26,764.73	23	WILLIAMSON	WV
LOGUE SEAN PLLC	26,761.25	36	PITTSBURGH	PA
* HOLLANDSWORTH RICHARD W	26,636.44	40	WHEELING	WV
FRANCIS ERIC M	26,567.83	11	LEWISBURG	WV
* RILEY JAMES P IV ATTORNEY AT LAW PLLC	26,561.89	16	MARTINSBURG	WV
CARR JOHN A ATTORNEY AT LAW PLLC	26,558.03	29	CHARLESTON	WV
VAN ZANT SUSAN J LC	26,186.76	33	WILLIAMSON	WV
BLYLER HOWARD J	26,149.09	55	COWEN	WV
OURS JOHN G	26,096.96	62	PETERSBURG	WV
GUNN ERICA BRANNON ATT AT LAW PLLC	25,917.05	49	SPENCER	WV
MOOREHEAD CHRISTOPHER S	25,791.79	32	FAYETTEVILLE	WV
LASH FRANKLIN W	25,545.90	32	WHEELING	WV
SHOCKLEY JAMES B	25,460.80	35	MORGANTOWN	WV
TAYLOR PAUL G	25,445.73	57	MARTINSBURG	WV
ZAHRADNIK NEIL LAW OFFICE OF PLLC	25,420.62	66	MARTINSBURG	WV
PELLEGRIN MARK P	25,352.00	44	MORGANTOWN	WV
JAMES LAW FIRM	25,334.98	29	KEYSER	WV
* MURPHY LEGAL SOLUTIONS PLLC	25,326.40	36	MORGANTOWN	WV
ROKISKY & ASSOCIATES	25,270.47	6	WEIRTON	WV
* MURPHY S SEAN PLLC	25,193.26	15	MORGANTOWN	WV

**WEST VIRGINIA PUBLIC DEFENDER SERVICES
 APPOINTED COUNSEL FEES AND EXPENSES PAID
 DESCENDING ORDER BY TOTAL \$
 Appointed Counsel and Direct Expenses Separate**

PAYEE	TOTAL \$	# OF CLAIMS	OFFICE LOCATION	
SCHARF WILLIAM H	25,171.01	12	CHARLESTON	WV
* WITT RICHARD C	25,163.49	44	POCA	WV
GIBSON LEFLER & ASSOCIATES	24,986.51	37	PRINCETON	WV
BARRAT ROBERT E	24,825.40	41	MARTINSBURG	WV
HANCOCK & SEARS	24,802.09	15	RAVENSWOOD	WV
ZERBE CARTER & ASSOCIATES PLLC	24,699.38	18	CHARLESTON	WV
LOCKWOOD & LOCKWOOD	24,676.00	62	HUNTINGTON	WV
HANDLEY & HUNT PLLC	24,607.07	23	POINT PLEASANT	WV
SAFCSAK MICHAEL LAW OFFICE OF PLLC	24,023.05	51	FAIRMONT	WV
AVIS WITTEN & WANDLING LC	23,835.09	60	LOGAN	WV
CILIBERTI LAW OFFICE PLLC	23,785.91	39	FAYETTEVILLE	WV
* RUMORA & RUMORA LC	23,679.10	36	WILLIAMSON	WV
BARRY CHAD D LC	23,585.32	70	HUNTINGTON	WV
BYRER F SAMUEL PLLC	23,135.76	20	CHARLES TOWN	WV
ROLLO LANCE E	22,928.41	37	MORGANTOWN	WV
* STEPHENS JENNIFER L	22,859.72	16	MORGANTOWN	WV
* REDDING R STEVEN ATTY AT LAW PLLC	22,617.15	12	MARTINSBURG	WV
* BURTON LAW OFFICE	22,375.80	13	MORGANTOWN	WV
* KARR THOMAS B	22,239.23	116	VIENNA	WV
GRUNAU DAVID M	22,200.95	49	MORGANTOWN	WV
BAUMGARTEL ROLF E	22,172.36	49	MARIETTA	OH
MIELKE WAYNE ROBERT	21,739.08	7	WELLSBURG	WV
HUNTER LAW OFFICE	21,613.03	34	SCOTT DEPOT	WV
PRESTON SILAS M	21,479.26	15	LEWISBURG	WV
* HYRE LAW OFFICE PLLC	20,908.50	20	KINGWOOD	WV
ORTEZA AILYNN MAE	20,776.47	7	MORGANTOWN	WV
* CHASE JOHN K IV	20,773.45	28	MOUNDSVILLE	WV
AMICK LAW FIRM PLLC	20,658.50	30	LOGAN	WV
* CARR LAW OFFICES PLLC	20,586.50	19	SAINT MARYS	WV
HOWLEY LOREN B	20,399.35	26	GRANTSVILLE	WV
* ALBERTY MICHAEL C	20,387.00	19	WHEELING	WV
WINTERS J MINGO ATTY AT LAW PLLC	20,255.35	52	BECKLEY	WV
ROSENLIEB DUANE C JR	20,138.31	32	SAINT ALBANS	WV
ELLEM LAW OFFICE	20,041.03	84	PARKERSBURG	WV
* KLATT LAW OFFICES PLLC	20,020.84	14	WHEELING	WV
BRANCAZIO HELEN M	19,909.43	37	WEIRTON	WV
OGLE CANDACE L	19,840.00	95	MORGANTOWN	WV
KAUFMAN & MCPHERSON PLLC	19,767.47	9	BRIDGEPORT	WV
* MCINTYRE RHONDA M	19,698.09	17	MORGANTOWN	WV
SAMMONS OLIVERO & PARASCHOS PLLC	19,528.28	7	HUNTINGTON	WV
* MUSGRAVE & MUSGRAVE	19,487.48	37	POINT PLEASANT	WV
SALMONS & BOWEN ATTORNEY AT LAW PLLC	19,463.17	45	WEST HAMLIN	WV
HALL KAREN L	19,397.28	53	MORGANTOWN	WV
* ROMAIN JULIE GOWER	19,283.30	52	FAIRMONT	WV
ROOP & SMITH LAW OFFICE PLLC	19,001.50	14	BECKLEY	WV
CICCARELLO DEL GUIDICE & LAFON	18,992.04	26	CHARLESTON	WV
MOYE LAW OFFICE	18,756.75	39	WINFIELD	WV
ASHLEY ANITA HAROLD	18,206.04	88	SPENCER	WV
DAVIS & CHAPMAN PLLC	17,976.68	26	SUMMERSVILLE	WV
JUBA-PLUMLEY ROSALEE	17,814.00	26	ELEANOR	WV
SMITH LILLY & BALL PLLC	17,754.00	15	PRINCETON	WV

**WEST VIRGINIA PUBLIC DEFENDER SERVICES
 APPOINTED COUNSEL FEES AND EXPENSES PAID
 DESCENDING ORDER BY TOTAL \$
 Appointed Counsel and Direct Expenses Separate**

PAYEE	TOTAL \$	# OF CLAIMS	OFFICE LOCATION	
* SPENIA LAW OFFICE PLLC	17,583.70	25	BARBOURSVILLE	WV
* FITZWATER TRAVIS R	17,452.49	10	BRIDGEPORT	WV
TYREE EMBREE & ASSOCIATES PLLC	17,432.54	57	HURRICANE	WV
* SIRK TIMOTHY M	17,408.74	46	KEYSER	WV
NUTTALL LEGAL LLC	17,059.61	34	BUCKHANNON	WV
RUSEN & AUVIL PLLC	16,991.13	3	PARKERSBURG	WV
BLACKBURN & KOHARI PSC	16,310.04	19	SOUTH WILLIAMSON	KY
* DUFFY KEVIN C	16,190.50	9	CLAY	WV
GALL D CONRAD	16,031.95	31	FAIRMONT	WV
WINTER KURT J	15,919.10	56	BURGETTSTOWN	PA
MARTINO GARY J	15,894.00	36	FAIRMONT	WV
LOVE JAY CARTER	15,764.50	139	HUNTINGTON	WV
PAYNE WILBERT A	15,679.40	61	BECKLEY	WV
CONLEY LAW OFFICE PLLC	15,670.70	28	PARKERSBURG	WV
VITAL RICHARD L	15,628.50	19	BARBOURSVILLE	WV
* HATFIELD MCGINNIS E	15,519.89	34	BLUEFIELD	WV
* BAILESS LAW PLLC	15,451.95	32	CHARLESTON	WV
FUNKHOUSER JOHN RAY	15,333.87	34	FAIRMONT	WV
FORBES C CASEY ESQ PLLC	15,194.05	29	CHARLESTON	WV
CARRICO LAW OFFICES LC	15,093.44	4	CHARLESTON	WV
* PRITT & PRITT PLLC	14,978.50	25	CHARLESTON	WV
* FROBLE MICHAEL E	14,748.85	27	BECKLEY	WV
* GARLOW RICHELLE KEENER	14,550.94	33	SAINT ALBANS	WV
LOUDERBACK ROBIN R	14,496.50	15	CHARLESTON	WV
* NEW STEPHEN P LC	14,203.33	16	BECKLEY	WV
ABRAHAM & ILDERTON PLLC	14,138.50	50	LOGAN	WV
MESLER LAW OFFICES	14,097.57	20	WEIRTON	WV
WOLFE B SCOTT LAW OFFICE OF PLLC	14,063.51	30	HARRISVILLE	WV
HART DAVID W	13,912.67	37	ELKINS	WV
* YANNI LAW FIRM	13,873.96	19	MARTINSBURG	WV
HILL DAVID L	13,609.18	49	HURRICANE	WV
RICHARDSON RICHARDSON & CAMPBELL	13,599.64	33	PARKERSBURG	WV
* KOHOUT EDWARD R LAW OFFICES OF PLLC	13,513.06	54	MORGANTOWN	WV
STANTON SHIRLEY J	13,492.28	24	FAIRMONT	WV
GURGANUS LAW OFFICE PLLC	13,483.23	22	PRINCETON	WV
* FUGATE LORA L KEYSER	13,211.95	4	HARTS	WV
* CONRAD & CONRAD	13,203.96	14	FAYETTEVILLE	WV
BUCY WINIFRED L	13,112.00	9	BECKLEY	WV
BROWN SCOTT C LAW OFFICE	12,973.73	5	WHEELING	WV
DAWSON DAVID M	12,961.33	16	CHARLESTON	WV
BOGARAD SHARON N	12,935.50	6	WEIRTON	WV
HAMILTON NEAL J	12,905.09	32	FAIRMONT	WV
BURDETTE KRISTINE ADELE	12,703.07	37	FAIRMONT	WV
SMITH RICHARD D JR LAW OFFICES OF	12,620.75	26	PARKERSBURG	WV
GLASS DEFENSE FIRM	12,609.45	21	CLARKSBURG	WV
TENNANT LAW OFFICES	12,198.64	1	WHEELING	WV
RUNDLE JULIET WALKER	12,155.91	9	PINEVILLE	WV
CROMLEY BRYAN S	12,125.98	33	POINT PLEASANT	WV
* KRATOVIL LAW OFFICES PLLC	12,117.64	22	CHARLES TOWN	WV
SHAFFER LAW OFFICES	12,084.81	19	WHEELING	WV
GERLACH LAW	11,984.00	8	WAYNE	WV

**WEST VIRGINIA PUBLIC DEFENDER SERVICES
 APPOINTED COUNSEL FEES AND EXPENSES PAID
 DESCENDING ORDER BY TOTAL \$
 Appointed Counsel and Direct Expenses Separate**

PAYEE	TOTAL \$	# OF CLAIMS	OFFICE LOCATION	
MORTON JOYCE H	11,983.83	7	WEBSTER SPRINGS	WV
HARBOUR PAULA L PLLC	11,755.69	8	HUNTINGTON	WV
* CORNETTE LAW PLLC	11,693.26	21	WESTON	WV
COCHRAN ASHLEY N	11,660.00	16	LOGAN	WV
SPROLES GREGORY W PLLC	11,621.08	14	SUMMERSVILLE	WV
HENDERSON HENDERSON & STAPLES LC	11,572.32	7	HUNTINGTON	WV
BROWN-BAILEY COLLEEN MICHELLE	11,470.14	12	BECKLEY	WV
GREER LAW OFFICES PLLC	11,390.00	11	CLARKSBURG	WV
FAST LAW OFFICE LC	11,357.94	8	FAYETTEVILLE	WV
SMITH CLINTON W	11,336.99	51	CHARLESTON	WV
WILLIAMS PAUL ATTORNEY AT LAW PLLC	11,273.34	29	SUMMERSVILLE	WV
DONEGHY BRENDAN	11,202.98	26	CHARLESTON	WV
* DEVALLOLIVIA S HARRIS	10,870.20	6	KINGWOOD	WV
* COOK LAW OFFICES PLLC	10,555.86	9	BARBOURSVILLE	WV
LIVINGOOD LAW PLLC	10,358.38	12	BUCKHANNON	WV
* MORGAN THEODORE E	10,242.50	1	HUNTINGTON	WV
JACKSON-GILLISON HELEN L	10,129.17	13	WEIRTON	WV
SALUJA LAW OFFICES PLLC	10,104.90	31	NITRO	WV
DYER LAW OFFICES	9,966.35	13	CLARKSBURG	WV
* THORN LAW OFFICES PLLC	9,954.80	11	MORGANTOWN	WV
* MILLS KEVIN D & ASSOCIATES PLLC	9,897.88	7	MARTINSBURG	WV
BOWERS & BOWERS PLLC	9,831.69	10	FRANKLIN	WV
ROLLINS LAW OFFICE	9,830.86	16	POCA	WV
GIANOLA BARNUM WIGAL & LONDON LC	9,674.41	16	MORGANTOWN	WV
RISOVICH LAW OFFICES	9,600.34	19	WEIRTON	WV
BUSCH ZURBUCH & THOMPSON PLLC	9,533.20	2	ELKINS	WV
PENNINGTON DEANNA L	9,366.00	17	MORGANTOWN	WV
LUSK KYLE G	9,347.74	29	BECKLEY	WV
HUDNALL MARK D	9,279.94	22	SUMMERSVILLE	WV
LUCAS MICHAEL WILLIAM III	9,144.58	11	CHESTER	WV
ANTOLINI KRISTEN D	9,138.92	32	MORGANTOWN	WV
STOLLINGS HARLEY E	9,039.50	19	SUMMERSVILLE	WV
DUNLAP ROBERT ESQ PLLC	8,956.49	23	BECKLEY	WV
RADMAN SCOTT S	8,904.50	52	MORGANTOWN	WV
CARBONE & BLAYDES PLLC	8,758.67	10	CHARLESTON	WV
ANDERSON ERIC B PLLC	8,651.56	34	HUNTINGTON	WV
BRANHAM LYNDSEY M	8,459.17	30	MULLENS	WV
CLIFTON JARRELL L II	8,444.11	14	MARLINTON	WV
MICK REBECCA E	8,372.91	11	CHARLESTON	WV
STEPHENS RICHARD D	8,189.00	24	MARTINSBURG	WV
WILMOTH DAVID H LC	8,092.83	8	ELKINS	WV
HOPKINS VIRGINIA JACKSON	8,051.26	8	KINGWOOD	WV
YOST BRIAN D	8,045.05	11	HURRICANE	WV
CREMEANS JENNA WALKER LAW OFFICE OF PLLC	7,981.04	10	BARBOURSVILLE	WV
MAUSER BERNARD R	7,976.34	29	SUTTON	WV
HYLTON LAW OFFICE PLLC	7,771.83	4	BEAVER	WV
SPONAUGLE & SPONAUGLE	7,722.00	11	FRANKLIN	WV
* WOLFE JEREMY B	7,647.23	23	TUPPERS PLAIN	OH
FLESHER W STEPHEN	7,488.28	4	HUNTINGTON	WV
* ROSSI LAW FIRM	7,416.30	9	MARTINSBURG	WV
STONE ROBERT C JR PLLC	7,401.29	8	MARTINSBURG	WV

**WEST VIRGINIA PUBLIC DEFENDER SERVICES
 APPOINTED COUNSEL FEES AND EXPENSES PAID
 DESCENDING ORDER BY TOTAL \$
 Appointed Counsel and Direct Expenses Separate**

PAYEE	TOTAL \$	# OF CLAIMS	OFFICE LOCATION	
* DAVIS KEVIN P	7,292.00	2	CHARLESTON	WV
MACCORKLE LAVENDER & SWEENEY PLLC	7,240.25	1	MORGANTOWN	WV
RINGER DARRELL W	7,175.60	1	MORGANTOWN	WV
SIMMERMAN LAW OFFICE PLLC	7,017.13	6	CLARKSBURG	WV
KAYSER LAYNE & CLARK PLLC	6,655.86	28	POINT PLEASANT	WV
OLCOTT LAW OFFICE PLLC	6,323.96	19	SOUTH CHARLESTON	WV
* STALNAKER CHARLES E	6,322.55	16	PARKERSBURG	WV
SHARLEY MICHAEL J	6,289.50	19	WESTOVER	WV
TURNER & JOHNS PLLC	6,284.70	20	CHARLESTON	WV
WOODS JOHN	6,165.40	18	PARKERSBURG	WV
STANTON GEORGE P III	6,114.50	4	FAIRMONT	WV
* HICKS NATHAN A PLLC	5,916.70	4	CHARLESTON	WV
MOYE LISA M	5,815.35	8	WINFIELD	WV
WOOTON LAW FIRM	5,796.45	25	BECKLEY	WV
SAYRE TRAVIS LAW OFFICE OF	5,771.21	12	PARKERSBURG	WV
DEMARINO SHELLY PLLC	5,534.90	14	GLENVILLE	WV
* RILEY V ALAN ATTORNEY AT LAW PLLC	5,506.46	2	ROMNEY	WV
* HERSHBERGER LAW OFFICE	5,388.92	5	WHEELING	WV
WALL MAGGIE K	5,303.17	11	SCOTT DEPOT	WV
WOLFE HAROLD B III	5,294.19	3	PRINCETON	WV
RODRIGUEZ VANESSA LYNN LAW OFFICES	5,087.30	2	FAIRMONT	WV
WEBB DAVID HAMILTON	5,085.40	3	KEYSER	WV
GEYER CHARLENE FOOSE	5,062.50	1	WHEELING	WV
WHITE WESLEY H ATTORNEY AT LAW PLLC	5,004.00	14	GILBERT	WV
BUSH FRANK P JR LAW OFFICE OF	4,999.14	10	ELKINS	WV
BREWER & GIGGENBACH PLLC	4,984.91	12	MORGANTOWN	WV
KAY CASTO & CHANEY PLLC	4,941.75	2	CHARLESTON	WV
* LOCKWOOD JAMELLA L	4,894.48	9	BUCKHANNON	WV
SUPPLE LAW OFFICES PLLC	4,871.33	14	POINT PLEASANT	WV
WALKER LELA ATTY AT LAW PLLC	4,849.23	19	OCEANA	WV
POOL DELBY B & ASSOCIATES	4,838.57	3	CLARKSBURG	WV
BARNETT KENNETH J LC	4,821.17	16	SUMMERSVILLE	WV
* BENFORD LEE F II	4,776.25	1	RIPLEY	WV
* KIGER TIMOTHY R	4,704.00	5	VIENNA	WV
MCPHAIL SHARI	4,690.23	1	WHEELING	WV
SMITH MCMUNN & GLOVER PLLC	4,546.66	7	CLARKSBURG	WV
CLINE COLIN M ATTY AT LAW	4,540.10	11	PRINCETON	WV
ROHRIG FREDERICK M DEAN	4,511.22	4	MIDDLEBOURNE	WV
BUTLER JOHN M	4,348.80	2	SAINT MARYS	WV
ADAMS FISHER & CHAPPELL PLLC	4,347.17	2	RIPLEY	WV
THOMPSON BARNEY	4,345.40	3	CHARLESTON	WV
* PRICE LOUIE T	4,177.50	6	CHARLESTON	WV
KLIE LAW OFFICES PLLC	4,129.13	10	BUCKHANNON	WV
WOLFE LAW OFFICE PLLC	4,128.40	7	CHARLESTON	WV
STARCHER MELISSA L	4,116.07	8	CHARLESTON	WV
SWISSHELM ERIN LAW OFFICE OF	4,109.99	6	CHARLES TOWN	WV
RIFFE RICHARD M	4,071.56	1	ALUM CREEK	WV
APPALACHIAN LAW PLLC	4,037.50	3	MOUNDSVILLE	WV
WATERS WARNER & HARRIS PLLC	4,018.00	6	CLARKSBURG	WV
* RIBEL KATICA	3,828.91	23	FAIRMONT	WV
* SELLARO AMBER URTSO	3,756.88	3	MORGANTOWN	WV

**WEST VIRGINIA PUBLIC DEFENDER SERVICES
 APPOINTED COUNSEL FEES AND EXPENSES PAID
 DESCENDING ORDER BY TOTAL \$
 Appointed Counsel and Direct Expenses Separate**

PAYEE	TOTAL \$	# OF CLAIMS	OFFICE LOCATION	
* BELL SIDNEY H	3,689.00	5	WELCH	WV
DINSMORE & SHOHL LLP	3,526.22	4	CHARLESTON	WV
* SCOTT JOHN A	3,519.00	12	CLARKSBURG	WV
FRIEND & ROZAS LLC	3,513.00	10	CUMBERLAND	MD
ROBINSON & MCELWEE	3,440.35	1	CHARLESTON	WV
* POWELL ANDREA P	3,425.00	8	PRINCETON	WV
DRAKE LAW OFFICE LC	3,383.00	6	CLENDENIN	WV
HODGES & RIFFLE PLLC	3,371.00	12	FAIRMONT	WV
AUCREMANNE JOSEPH	3,351.58	7	HINTON	WV
SIMMS MICHAEL	3,253.42	3	MORGANTOWN	WV
* NOVOBILSKI JEROME R	3,238.91	6	CLAY	WV
* MAYO NICHOLAS	3,172.67	12	HUNTINGTON	WV
RAHBAR LAW OFFICE	3,106.38	3	WHEELING	WV
WOLFE DORWIN J LC INC	3,018.89	4	ELKINS	WV
MALLOW APRIL D	2,950.96	7	FRANKLIN	WV
HUNTER STEVE ASSOCIATES LC	2,862.55	1	LEWISBURG	WV
* DRIVER CHARLES S III	2,797.39	6	CHARLESTON	WV
HYER & LITTLEPAGE	2,789.40	3	POINT PLEASANT	WV
WILLS LAW OFFICE	2,776.10	1	PRINCETON	WV
SMITH CLAUDE S III	2,772.80	4	CHARLESTON	WV
MORGAN DAMON B JR	2,766.01	18	POINT PLEASANT	WV
DONNELLAN-POMEROY REBECCA L	2,715.55	1	BRIDGEPORT	WV
DOOLEY LAW FIRM	2,686.95	10	CHARLESTON	WV
* ZAMOW THOMAS	2,668.40	2	LOGAN	WV
NAILING JOYCE E	2,597.04	8	WELCH	WV
SPURLOCK JAMES E	2,579.47	1	HUNTINGTON	WV
TROZZO LOWERY WESTON & ROCK	2,554.30	4	CUMBERLAND	MD
ROSE PADDEN & PETTY LC	2,343.18	4	FAIRMONT	WV
HENRY REGINALD D ATTORNEY AT LAW PLLC	2,325.00	5	BECKLEY	WV
* RICHARDSON DAVID B LAW OFFICE	2,197.50	7	WINFIELD	WV
TUCKER GREGORY A PLLC	2,195.01	6	SUMMERSVILLE	WV
* MARTENEY MICHAEL PAUL	2,188.00	1	SAINT MARYS	WV
CASSELL & PRINZ PLLC	2,111.42	13	CHARLES TOWN	WV
* ADKINS CARL PLLC	2,091.00	4	LOGAN	WV
CLARKE D RANDALL	2,073.00	3	CHARLESTON	WV
MARTIN R A LAW	2,046.50	6	HUNTINGTON	WV
STURM JOSHUA PAUL	2,019.04	9	RIPLEY	WV
* GARDNER LAW OFFICES PLLC	2,000.00	1	GLEN DALE	WV
WRIGHT STEVEN MCKAY	1,995.18	4	HUNTINGTON	WV
MIZE LAW FIRM PLLC	1,983.00	2	BECKLEY	WV
PATTERSON THOMAS K A LEGAL CORP	1,959.00	6	BECKLEY	WV
CASEYS LAW OFFICE	1,817.00	2	POINT PLEASANT	WV
ADAMS LEGAL GROUP PLLC	1,779.03	3	DELSLOW	WV
FRAGILE PAT C	1,673.00	2	BECKLEY	WV
* BONINSEGNA SANTE JR	1,666.59	6	PINEVILLE	WV
SPILMAN THOMAS & BATTLE PLLC	1,659.50	2	CHARLESTON	WV
BAILEY & WYANT PLLC	1,642.00	1	WHEELING	WV
OLCOTT LAW OFFICE	1,636.74	3	SOUTH CHARLESTON	WV
RUCKMAN LAW OFFICE	1,626.50	6	LEIVASY	WV
* SAL NATALIE J	1,625.40	1	MORGANTOWN	WV
* BODEN NEIL V	1,605.66	1	BECKLEY	WV

**WEST VIRGINIA PUBLIC DEFENDER SERVICES
 APPOINTED COUNSEL FEES AND EXPENSES PAID
 DESCENDING ORDER BY TOTAL \$
 Appointed Counsel and Direct Expenses Separate**

PAYEE	TOTAL \$	# OF CLAIMS	OFFICE LOCATION	
* THORN MATTHEW T	1,511.70	1	MORGANTOWN	WV
VITAL & VITAL LC	1,490.91	1	HUNTINGTON	WV
MORELLI LAW	1,480.99	2	WEIRTON	WV
LEGAL AID OF WEST VIRGINIA INC	1,461.29	1	CHARLESTON	WV
HEWITT & SALVATORE PLLC	1,365.00	2	FAYETTEVILLE	WV
HATFIELD HARRY M	1,341.40	1	MADISON	WV
QUALLS ALVIE E II	1,328.49	1	HUNTINGTON	WV
WALLACE LAW OFFICES LC INC	1,323.19	1	ELKINS	WV
BUCCI BAILEY & JAVINS LC	1,256.18	3	SUMMERSVILLE	WV
JONES BENNY G	1,209.50	3	BECKLEY	WV
RUTTENBERG ROBYN	1,191.77	1	WHEELING	WV
* MICHELS GARY L ATTORNEY AT LAW PLLC	1,182.04	1	WAYNE	WV
STEIN RONALD F JR PLLC	1,167.35	3	POINT PLEASANT	WV
ROBB RICHARD A	1,161.00	1	SOUTH CHARLESTON	WV
LANSDEN LAW OFFICE	1,141.84	3	MORGANTOWN	WV
* MULLIGAN CHRISTINA A LAW OFFICE OF	1,094.65	1	FAIRMONT	WV
* SPARACINO ANTHONY J JR	1,094.00	1	BECKLEY	WV
* CLIFFORD MICHAEL T	1,087.81	1	CHARLESTON	WV
LUDWIG BRITT B	1,050.61	1	LEWISBURG	WV
PATTON DREW LAW OFFICE	986.50	1	SPENCER	WV
BAZZLE J PARKER II LAW OFFICE OF	945.36	2	CHARLESTON	WV
POWELL LAW OFFICES	944.50	1	CHARLESTON	WV
TRIPLETT & TRIPLETT LC	874.00	3	ELKINS	WV
SHUMAKER J BRANDON	865.18	1	MORGANTOWN	WV
WEBER & WEBER	859.50	2	WESTON	WV
FARMER CLINE & CAMPBELL PLLC	853.61	2	CHARLESTON	WV
ANSPACH MEEKS ELLENBERGER LLP	810.50	2	TOLEDO	OH
* HOOVER ANDREWS PLLC	776.22	1	BARBOURSVILLE	WV
WRIGHT DAYA MASADA LAW OFFICE PLLC	721.81	1	BUCKHANNON	WV
JOHNSON LAW OFFICE PLLC	708.94	2	CHARLESTON	WV
* MIRHOSEINI DAVID ATTORNEY AT LAW	661.50	1	BRIDGEPORT	WV
* CRISWELL FRENCH CONDARAS PLLC	639.36	1	CHARLESTON	WV
* PARTEE & ASSOCIATES PLLC	600.35	2	MORGANTOWN	WV
ROAHRIG RANDAL W	566.95	1	PRINCETON	WV
WHITE THOMAS E	563.00	2	MOUNDSVILLE	WV
FORMAN ROGER D THE LAW OFFICE OF LC	498.55	2	BUCKEYE	WV
PRICE JOSHUA D	493.00	3	JACKSON	OH
GIGGENBACH MELISSA J	467.75	1	MORGANTOWN	WV
COSENZA GEORGE J PLLC	461.00	1	PARKERSBURG	WV
BAKER & BROWN PLLC	429.76	1	CHARLESTON	WV
MOLESSA HEATHER IRELAND	397.64	1	WEST UNION	WV
TATE REBECCA L	394.00	4	FAIRMONT	WV
RYAN WILLIAM D	385.88	1	SAINT CLAIRSVILLE	OH
GOLDSTEIN RICHARD M	359.00	2	PRINCETON	WV
TISSUE PHILIP J	358.43	3	OAK HILL	WV
HOOSIER MICHELLE LAW OFFICES OF PLLC	355.50	1	CHARLESTON	WV
HEDGES JONES WHITTIER & HEDGES	333.00	2	SPENCER	WV
LOSCH & MCCOURT PLLC	329.00	2	SUMMERSVILLE	WV
DOSS MICHAEL C	327.00	2	MARLINTON	WV
AMBLER & DOTSON LC	295.60	1	LEWISBURG	WV
HOOVER RANDY D	263.50	1	BECKLEY	WV

**WEST VIRGINIA PUBLIC DEFENDER SERVICES
 APPOINTED COUNSEL FEES AND EXPENSES PAID
 DESCENDING ORDER BY TOTAL \$
 Appointed Counsel and Direct Expenses Separate**

PAYEE	TOTAL \$	# OF CLAIMS	OFFICE LOCATION	
FORBES WILLIAM J	253.70	1	CHARLESTON	WV
CLAY PAUL O JR	247.00	1	FAYETTEVILLE	WV
JUSTICE FOR ALL LEGAL SERVICES	244.16	1	BARTON	MD
RAY WINTON & KELLEY PLLC	244.00	1	CHARLESTON	WV
THOMPSON LOUDOUN L PLLC	220.69	1	ROMNEY	WV
JOY LAW OFFICE	198.50	1	CATLETTSBURG	KY
WILEY LAW OFFICES PLLC	175.44	1	CHARLESTON	WV
TRUMP & TRUMP LC	166.25	1	BERKELEY SPRINGS	WV
ARTIS ROSLYN C	138.00	1	BECKLEY	WV
FORD LAW FIRM	136.67	1	LEWISBURG	WV
WEHNER LAW OFFICES	55.00	1	KINGWOOD	WV
APPOINTED COUNSEL TOTALS	24,189,966.92	33,093		

DIRECT EXPENSES				
TRI S INVESTIGATIONS INC	151,073.28	314	PARKERSBURG	WV
FORENSIC PSYCHOLOGY CENTER INC	113,051.41	49	WINCHESTER	VA
FORENSIC PSYCHIATRY PLLC	48,400.00	34	HUNTINGTON	WV
VAUGHAN INVESTIGATIONS	41,702.60	61	BRADLEY	WV
NOVELLO JOSEPH R MD & ASSOCIATES	31,563.88	2	WASHINGTON	DC
KRADEL PAUL F	29,400.00	7	SHEPHERDSTOWN	WV
WOODS INVESTIGATIONS	29,050.03	36	BECKLEY	WV
* LANE DANNY INC	29,004.47	8	HUNTINGTON	WV
COOPERS INVESTIGATIVE AGENCY	21,642.24	8	BRIDGEPORT	WV
SPECIAL SECURITY SERVICES LLC	21,408.97	9	BAKER	WV
SMITH GREGORY V	21,002.86	4	MARTINSBURG	WV
MACKENZIE GROUP LLC	20,604.73	3	SEARCY	AR
PETERS LARRY A INC	20,293.37	14	WINCHESTER	VA
KRIEG FRED JAY PHD & ASSOCIATES PLLC	17,600.00	10	YEADON	PA
PSYCHOLOGICAL CONSULTING INC	16,325.00	12	MARTINSBURG	WV
UNIVERSITY HEALTH ASSOCIATES	16,212.50	7	MORGANTOWN	WV
INTL MEDICAL LEGAL FORENSIC EXPERTS LLC	15,991.93	1	HUNTSVILLE	AL
FREMOUW SIGLEY PSYCHOLOGICAL ASSOC PLLC	14,650.00	10	MORGANTOWN	WV
COOK INVESTIGATION SERVICE INC	13,147.86	7	HUNTINGTON	WV
CABELLS PRIVATE INVESTIGATION	13,111.04	19	CABIN CREEK	WV
HENDERSHOT PROCESS SERVING & INVESTIGATIONS	12,474.68	21	PARKERSBURG	WV
* CAPITOL CITY INVESTIGATIONS LLC	12,415.67	18	CHARLESTON	WV
LEGAL SCIENCE	10,751.79	1	CHARLESTON	WV
WECHT CYRIL H & PATHOLOGY ASSOCIATES INC	10,000.00	2	PITTSBURGH	PA
* INVESTIGATIVE ASSOCIATES INC	9,885.78	27	PARKERSBURG	WV
BUZZO BILL J JR	9,723.10	11	BLUEFIELD	WV
THOMSON REUTERS EXPERT WITNESS SERVICES	9,518.75	2	CHICAGO	IL
HARLOW STACY LLC	9,349.60	27	PARKERSBURG	WV
* JONES INVESTIGATIONS	9,322.00	14	BLUEFIELD	WV
BRAMBLE CHARLES E III & ASSOCIATES	9,208.50	1	STONEWOOD	WV
* SELBY EPPERLY & ASSOCIATES	9,150.00	1	HURRICANE	WV
RINI GARY A	9,000.00	1	NORTH OLMSTED	OH
EASTERN PSYCHOLOGICAL SERVICES INC	8,860.00	10	ROMNEY	WV
DEAK INVESTIGATIONS	8,656.33	23	ELLENBORO	WV
SENSEI ENTERPRISES INC	8,300.75	1	FAIRFAX	VA
SAAR PSYCHOLOGICAL GROUP PLLC	8,250.00	6	SOUTH CHARLESTON	WV
LAUREL RIDGE PSYCHOLOGICAL ASSOC	7,770.00	5	PRINCETON	WV

**WEST VIRGINIA PUBLIC DEFENDER SERVICES
 APPOINTED COUNSEL FEES AND EXPENSES PAID
 DESCENDING ORDER BY TOTAL \$
 Appointed Counsel and Direct Expenses Separate**

PAYEE	TOTAL \$	# OF CLAIMS	OFFICE LOCATION	
INVESTIGATION DIVISION INC	7,647.42	10	VOLGA	WV
STYERS GERALD R	6,497.43	2	REEDSVILLE	PA
CLAYMAN & ASSOCIATES PLLC	6,345.75	3	CHARLESTON	WV
BECKETT HERMAN H	6,046.96	9	SALT ROCK	WV
STANLEY PERRY G EDD NCCE	5,800.00	2	WHEELING	WV
KEEFER KATHERINE OKLA PHD PC	5,562.50	1	FARMINGTON HILLS	MI
MERCY LIFE CENTER CORP DBA MERCY BEHAVIORAL HEALTH	5,500.00	2	PITTSBURGH	PA
ASHBURN PSYCHOLOGICAL SERVICES LLC	4,925.00	1	ASHBURN	VA
HERRON-RICE TRACY P	4,847.15	9	MARTINSBURG	WV
KLM INVESTIGATIONS	4,677.47	9	WILLIAMSTOWN	WV
SMITH JACKIE	4,548.55	8	FREDERICK	MD
FRANKLIN STREET PEDIATRICS	4,100.00	2	JOHNSTOWN	PA
LABORATORY CORP OF AMERICA HOLDINGS	3,750.00	1	BURLINGTON	NC
MOBILE SUPPORT INVESTIGATIONS	3,729.00	1	CHARLESTON	WV
BOUCHILLON CROSSAN & COLBURN LC	3,594.85	1	HUNTINGTON	WV
MARANATHA PROFESSIONAL SERVICES	3,476.33	1	DANIELS	WV
PANHANDLE ACCIDENT RECONSTRUCTION	3,426.51	3	MARTINSBURG	WV
HEARTLAND FORENSIC PATHOLOGY LLC	3,425.00	2	KANSAS CITY	MO
DANIEL JOHN S III	3,347.49	2	MIDLOTHIAN	VA
CHARLESTON PSYCHIATRIC GROUP INC	3,050.57	2	CHARLESTON	WV
CELLMARK FORENSICS INC	3,000.00	1	DALLAS	TX
ELEETE PHYSICIANS LLC	3,000.00	1	RICHMOND	VA
* COLVIN NICHOLAS FORREST ESQ LAW OFFICE OF PLLC	2,910.60	1	HEDGESVILLE	WV
WOLFE PARALEGAL SERVICES LLC	2,903.42	3	HUNTINGTON	WV
STEWART ROBERT D	2,819.11	7	PINEVILLE	WV
COREY TRACEY SUZANNE	2,700.00	1	LOUISVILLE	KY
MINOR JOHN B	2,537.50	1	ODESSA	TX
BRAMS & ASSOCIATES INC	2,475.00	1	COLUMBUS	OH
BEHAVIORAL SCIENCE ASSOCIATES INC	2,350.00	1	TRIADELPHIA	WV
SLAYDEN CATHERINE A	2,167.85	4	MARTINSBURG	WV
AUDIO EVIDENCE LAB	2,000.00	1	MANSFIELD	TX
WARSHAW ENGINEERING	2,000.00	1	CATONSVILLE	MD
LAW-SCIENCE TECHNOLOGIES INC	1,968.75	4	WEST MILTON	OH
PATTERSON REPORTING	1,951.95	2	HARPERS FERRY	WV
BROWNING INVESTIGATIONS LLC	1,849.69	2	JULIAN	WV
VESEL FRANK J	1,830.95	3	PARKERSBURG	WV
SUTTON T PAULETTE	1,812.50	1	MEMPHIS	TN
MENTAL HEALTH SERVICES OF MOOREFIELD	1,800.00	1	MOOREFIELD	WV
JAMES RICHARD L PI	1,741.95	2	CROSS LANES	WV
ENIGMA INVESTIGATIVE SERVICES	1,700.00	1	MARTINSBURG	WV
KESSIS THEODORE D	1,687.50	1	COLUMBUS	OH
MOUNTAIN STATE PSYCHOLOGICAL SERVICES PLLC	1,650.00	2	KEYSER	WV
TOTAL PROTECTION SERVICES	1,629.58	1	HARDY	KY
BAXTER-CALVERT REBECCA A	1,517.90	3	SOUTH CHARLESTON	WV
HALL JEANNE S	1,509.20	4	HUNTINGTON	WV
RITTENHOUSE RONNI	1,500.00	1	WHEELING	WV
WYCHERLEY DENISE A	1,450.00	1	WHEELING	WV
KRM COURT REPORTING	1,443.75	1	BECKLEY	WV
TRAINOR GREGORY E MA & ASSOC	1,437.50	1	KEYSER	WV
ROTOLO SUZANNE L	1,425.00	1	LEESBURG	VA
CHESLOCK TERRI R	1,393.70	1	FAIRMONT	WV

**WEST VIRGINIA PUBLIC DEFENDER SERVICES
 APPOINTED COUNSEL FEES AND EXPENSES PAID
 DESCENDING ORDER BY TOTAL \$
 Appointed Counsel and Direct Expenses Separate**

PAYEE	TOTAL \$	# OF CLAIMS	OFFICE LOCATION	
KELLEY SHAMELLE D	1,381.10	2	CHARLESTON	WV
PEARSE RONALD D ED D	1,350.00	2	FAIRMONT	WV
HURLEY MARY K	1,305.15	4	MARTINSBURG	WV
BAKER LYNDE G	1,208.10	2	VIENNA	WV
MALTASE FIRE INVESTIGATION	1,205.00	1	MORGANTOWN	WV
TONG DEAN	1,150.00	1	BRANDON	FL
BEHAVIORAL CONSULTANTS INC	1,133.33	1	MILWAUKEE	WI
ALLEGHENY CONSULTANT SERVICES INC	1,115.90	2	ATHENS	WV
TERANGO INVESTIGATIONS INC	1,052.73	1	STONEWOOD	WV
VETERAN REPORTERS INC	1,025.00	1	STEPHENSON	VA
MCCULLOUGH PSYCHOLOGICAL SERVICE	1,000.00	1	WORTHINGTON	WV
BLAKE KENNETH W	932.28	1	HURRICANE	WV
WINDOM DEBRA M	904.75	1	MIDDLEBOURNE	WV
COFFINDAFFER LARRY K	901.60	3	LOGAN	WV
DR BILL TOXCONSULTS LLC	900.00	1	PHILADELPHIA	PA
FAMILY & MARITAL COUNSELING CENTER INC	862.50	2	WESTON	WV
BISHOP GREGORY A	841.05	2	PINEVILLE	WV
PANHANDLE PRINTING & DESIGN LLC	780.98	1	MARTINSBURG	WV
HARRIS REBECCA R	780.10	2	KINGWOOD	WV
ZEDA MEDICAL LLC	766.67	1	MCLEAN	VA
SPRINT	740.00	1	KANSAS CITY	MO
GAUJOT-TURNER CLAUDETTE M	678.35	2	KEARNEYSVILLE	WV
HARRIS RENEE L MS PLLC	675.00	1	WESTERNPORT	MD
BIRD VERONICA L	666.05	2	ATHENS	WV
WESTBROOK HEALTH SERVICES INC	632.20	1	PARKERSBURG	WV
CORNELL INVESTIGATIONS	613.74	2	HARRISVILLE	WV
SPAULDING PSYCHOLOGICAL SERVICES PLLC	600.00	1	HARRISVILLE	WV
KING KAREN D	594.45	2	MILTON	WV
CLAY BOB INVESTIGATIONS	576.95	1	REEDSVILLE	WV
BERNSTEIN ERIC J	570.00	1	PITTSBURGH	PA
WOODS RONALD D	558.14	1	MOUNT CLAIRE	WV
HAMRICK TERRY C	515.25	1	INWOOD	WV
HARVEY DANNY A	511.69	1	BECKLEY	WV
CLARK MARIA K	502.75	1	BURLINGTON	WV
BELLOTO ROBERT J JR	500.00	1	BEAVERCREEK	OH
CHANDLER MARCIA L	477.40	1	GREENCASTLE	PA
MDSTRESKI LLC	475.00	1	WHEELING	WV
DILORRENZO REPORTING SERVICE LLC	446.60	1	BECKLEY	WV
BERKHOUSE JOHN T	408.10	1	CROSS LANES	WV
YOUNG JEFFREY STEPHEN	400.00	1	CHARLESTON	WV
FLORENCE CRITTENTON SERVICES INC	373.50	1	WHEELING	WV
PRINCETON COMMUNITY HOSPITAL ASSOCIATION INC.	361.60	1	PRINCETON	WV
WATSON WENDI L	360.95	1	SHEPHERDSTOWN	WV
GREENBRIER TECHNOLOGIES	357.75	1	LEWISBURG	WV
BLANKENSHIP D SHANNON	350.35	1	MOUNDSVILLE	WV
RALEIGH PSYCHIATRIC SERVICES INC	350.00	1	BECKLEY	WV
UNIV PHYSICIANS & SURGEONS	350.00	1	HUNTINGTON	WV
DOWLER APRIL L	306.46	1	WILLIAMSPORT	MD
BARCLAY ADAMS	304.95	1	FREDERICK	MD
STEVENS PRIVATE INVESTIGATIONS & SECURITY	300.00	1	LOGAN	WV
LUNSFORD WILLIAM G	287.60	1	MILTON	WV

**WEST VIRGINIA PUBLIC DEFENDER SERVICES
 APPOINTED COUNSEL FEES AND EXPENSES PAID
 DESCENDING ORDER BY TOTAL \$
 Appointed Counsel and Direct Expenses Separate**

PAYEE	TOTAL \$	# OF CLAIMS	OFFICE LOCATION	
YOUNG SHERI K	277.20	1	MOUNT NEBO	WV
PRINCETON RESCUE SQUAD INC	253.00	1	PRINCETON	WV
LANDES SUSAN M	250.25	1	KEYSER	WV
APPALACHIAN PSYCHIATRIC SERVICES	250.00	1	BECKLEY	WV
CALLAHAN PETER J PLLC	250.00	1	MARTINSBURG	WV
UNITED SUMMIT CENTER INC	250.00	1	CLARKSBURG	WV
SENECA HEALTH SERVICES	230.00	1	SUMMERSVILLE	WV
HEART TO HEART COUNSELING	225.00	1	SHEPHERDSTOWN	WV
MCBRIDE THOMAS L	224.69	1	EAST LYNN	WV
PSYCH SERVICES OF ROANE CO INC	200.00	1	SPENCER	WV
MCCLELLAND SERVICES	143.46	1	SHADY SPRING	WV
GARLAND REBECCA J	63.00	1	RIDGELEY	WV
SHOEMAKER DIANA M	53.00	1	OLD FIELDS	WV
DIRECT EXPENSES TOTAL	1,042,445.17	993		
GRAND TOTAL	25,232,412.09	34,086		

APPOINTED COUNSEL FEES & EXPENSES PAID BY PAYEE TOTAL CLAIMS IN ALPHABETICAL ORDER

**WEST VIRGINIA PUBLIC DEFENDER SERVICES
 APPOINTED COUNSEL FEES AND EXPENSES PAID
 ALPHABETICAL ORDER
 Appointed Counsel and Direct Expenses Separate**

PAYEE	TOTAL \$	# OF CLAIMS	OFFICE LOCATION	
APPOINTED COUNSEL				
ABRAHAM & ILDERTON PLLC	14,138.50	50	LOGAN	WV
ADAMS FISHER & CHAPPELL PLLC	4,347.17	2	RIPLEY	WV
ADAMS LEGAL GROUP PLLC	1,779.03	3	DELLSLOW	WV
* ADKINS CARL PLLC	2,091.00	4	LOGAN	WV
* AHLBORN COURTNEY L LAW OFFICE OF PLLC	109,586.89	251	PARKERSBURG	WV
* ALBERTY MICHAEL C	20,387.00	19	WHEELING	WV
AMBLER & DOTSON LC	295.60	1	LEWISBURG	WV
AMICK LAW FIRM PLLC	20,658.50	30	LOGAN	WV
ANDERSON ERIC B PLLC	8,651.56	34	HUNTINGTON	WV
* ANDERSON JOHN CLARK II	89,559.61	189	LEWISBURG	WV
ANSPACH MEEKS ELLENBERGER LLP	810.50	2	TOLEDO	OH
ANTOLINI KRISTEN D	9,138.92	32	MORGANTOWN	WV
APPALACHIAN LAW PLLC	4,037.50	3	MOUNDSVILLE	WV
* ARBUCKLE DOUGLAS H	103,066.49	127	LEWISBURG	WV
ARNOLD & BAILEY PLLC	30,551.21	47	CHARLES TOWN	WV
ARTIS ROSLYN C	138.00	1	BECKLEY	WV
* ASBURY LAW OFFICE PLLC	55,066.29	42	CLAY	WV
ASHLEY ANITA HAROLD	18,206.04	88	SPENCER	WV
ATKINS & OGLE LAW OFFICES LC	26,970.91	44	BUFFALO	WV
ATKINS JAMES B	43,217.31	79	SCOTT DEPOT	WV
AUCREMANNE JOSEPH	3,351.58	7	HINTON	WV
AVIS WITTEN & WANDLING LC	23,835.09	60	LOGAN	WV
* BAILESS LAW PLLC	15,451.95	32	CHARLESTON	WV
BAILEY & HOWARD PLLC	44,698.58	47	BARBOURSVILLE	WV
BAILEY & WYANT PLLC	1,642.00	1	WHEELING	WV
* BAILEY DENNIS R	50,348.95	93	CHARLESTON	WV
BAILEY REGGIE R	69,349.33	124	PARKERSBURG	WV
BAKER & BROWN PLLC	429.76	1	CHARLESTON	WV
BAKER MARVIN J	46,676.50	64	MADISON	WV
* BALDWIN SHANNON L ATTY AT LAW PLLC	40,139.53	47	BLUEFIELD	WV
BALL GREGORY K	28,855.47	57	PRINCETON	WV
BARNETT KENNETH J LC	4,821.17	16	SUMMERSVILLE	WV
BARRAT ROBERT E	24,825.40	41	MARTINSBURG	WV
BARRY CHAD D LC	23,585.32	70	HUNTINGTON	WV
BAUMGARTEL ROLF E	22,172.36	49	MARIETTA	OH
BAYLISS SHAWN D	47,009.85	58	HURRICANE	WV
BAZZLE J PARKER II LAW OFFICE OF	945.36	2	CHARLESTON	WV
BEAN & BEAN	28,246.50	52	MOOREFIELD	WV
BECK GARTH W	53,119.66	96	CLARKSBURG	WV
* BELL SIDNEY H	3,689.00	5	WELCH	WV
BELLOMY & TURNER LC	109,280.60	372	HUNTINGTON	WV
* BENFORD LEE F II	4,776.25	1	RIPLEY	WV
BIDDLE JACQUELYN STOUT	54,852.01	25	HUNTINGTON	WV
BISCHOFF LAW FIRM PLLC	80,542.38	68	SUMMERSVILLE	WV
BLACKBURN & KOHARI PSC	16,310.04	19	SOUTH WILLIAMSON	KY
* BLAIR JERRY	65,798.62	77	CLARKSBURG	WV
BLYLER HOWARD J	26,149.09	55	COWEN	WV
* BODEN NEIL V	1,605.66	1	BECKLEY	WV
BOGARAD SHARON N	12,935.50	6	WEIRTON	WV
* BONINSEGNA SANTE JR	1,666.59	6	PINEVILLE	WV

**WEST VIRGINIA PUBLIC DEFENDER SERVICES
 APPOINTED COUNSEL FEES AND EXPENSES PAID
 ALPHABETICAL ORDER
 Appointed Counsel and Direct Expenses Separate**

PAYEE	TOTAL \$	# OF CLAIMS	OFFICE LOCATION	
BOTTNER & SKILLMAN	34,629.35	54	CHARLES TOWN	WV
BOWERS & BOWERS PLLC	9,831.69	10	FRANKLIN	WV
BOWERS JEFFREY S	28,020.66	24	FRANKLIN	WV
* BRADLEY LAW OFFICE PLLC	46,285.78	34	PARKERSBURG	WV
BRANCAZIO HELEN M	19,909.43	37	WEIRTON	WV
BRANHAM LYNDSEY M	8,459.17	30	MULLENS	WV
BREWER & GIGGENBACH PLLC	4,984.91	12	MORGANTOWN	WV
BREWSTER MORHOUS CAMERON CARUTH MOORE KERSEY & STAFFORD PLLC	32,486.40	39	BLUEFIELD	WV
BRIGHT ROBERT W	39,148.16	72	MIDDLEPORT	OH
BRILL JONATHAN G PLLC	52,770.15	79	ROMNEY	WV
* BRISCOE L SCOTT	122,754.86	204	DANVILLE	WV
* BROOKS JOHN B	47,428.96	35	MORGANTOWN	WV
BROWN SCOTT C LAW OFFICE	12,973.73	5	WHEELING	WV
BROWN-BAILEY COLLEEN MICHELLE	11,470.14	12	BECKLEY	WV
BUCCI BAILEY & JAVINS LC	1,256.18	3	SUMMERSVILLE	WV
BUCK & PRENTICE PLLC	59,881.43	32	MARTINSBURG	WV
BUCY WINIFRED L	13,112.00	9	BECKLEY	WV
BULLMAN & BULLMAN	50,198.96	58	CHARLESTON	WV
BURDETTE KRISTINE ADELE	12,703.07	37	FAIRMONT	WV
* BURTON LAW OFFICE	22,375.80	13	MORGANTOWN	WV
BUSCH ZURBUCH & THOMPSON PLLC	9,533.20	2	ELKINS	WV
BUSH FRANK P JR LAW OFFICE OF	4,999.14	10	ELKINS	WV
BUTLER JOHN M	4,348.80	2	SAINT MARYS	WV
BYRER F SAMUEL PLLC	23,135.76	20	CHARLES TOWN	WV
CALLAGHAN & CALLAGHAN PLLC	51,888.62	30	SUMMERSVILLE	WV
CARBONE & BLAYDES PLLC	8,758.67	10	CHARLESTON	WV
CAREY JAMES T	122,796.66	190	NEW CUMBERLAND	WV
CARR JOHN A ATTORNEY AT LAW PLLC	26,558.03	29	CHARLESTON	WV
* CARR LAW OFFICES PLLC	20,586.50	19	SAINT MARYS	WV
CARRICO LAW OFFICES LC	15,093.44	4	CHARLESTON	WV
CASEYS LAW OFFICE	1,817.00	2	POINT PLEASANT	WV
CASELL & CREWE PC	34,141.01	55	WYTHEVILLE	VA
CASELL & PRINZ PLLC	2,111.42	13	CHARLES TOWN	WV
* CASTEEL & ALLENDER PLLC	223,094.72	197	KINGWOOD	WV
* CHASE JOHN K IV	20,773.45	28	MOUNDSVILLE	WV
CHATTIN ANDREW B	81,809.67	64	CHARLESTON	WV
CHILDERS SHARON K	122,222.08	82	CHARLESTON	WV
CHILDLAW SERVICES INC	108,226.96	89	PRINCETON	WV
CICCARELLO DEL GUIDICE & LAFON	18,992.04	26	CHARLESTON	WV
CILIBERTI LAW OFFICE PLLC	23,785.91	39	FAYETTEVILLE	WV
CLARKE D RANDALL	2,073.00	3	CHARLESTON	WV
CLAY PAUL O JR	247.00	1	FAYETTEVILLE	WV
CLEVINGER JAMES C LAW OFFICE OF	27,815.27	41	WESTON	WV
* CLIFFORD MICHAEL T	1,087.81	1	CHARLESTON	WV
CLIFTON JARRELL L II	8,444.11	14	MARLINTON	WV
CLINE COLIN M ATTY AT LAW	4,540.10	11	PRINCETON	WV
CLYBURN BRENT A LAW OFFICE	106,838.98	145	WHEELING	WV
COCHRAN ASHLEY N	11,660.00	16	LOGAN	WV
COLLINS LAW FIRM	85,484.37	132	KEYSER	WV
* COLLINS LAW OFFICE PLLC	37,839.29	39	CHARLESTON	WV
* COLVIN NICHOLAS FORREST ESQ LAW OFFICE OF PLLC	173,614.57	157	HEDGESVILLE	WV

**WEST VIRGINIA PUBLIC DEFENDER SERVICES
 APPOINTED COUNSEL FEES AND EXPENSES PAID
 ALPHABETICAL ORDER
 Appointed Counsel and Direct Expenses Separate**

PAYEE	TOTAL \$	# OF CLAIMS	OFFICE LOCATION	
CONAWAY & CONAWAY	41,552.77	51	MADISON	WV
CONLEY LAW OFFICE PLLC	15,670.70	28	PARKERSBURG	WV
* CONRAD & CONRAD	13,203.96	14	FAYETTEVILLE	WV
* CONWAY LAW OFFICE	66,932.50	286	HUNTINGTON	WV
* COOK LAW OFFICES PLLC	10,555.86	9	BARBOURSVILLE	WV
* COOKE MICHAEL P	143,862.72	283	BLUEFIELD	WV
COREY DANIEL S	142,488.00	153	POCA	WV
* CORNETTE LAW PLLC	11,693.26	21	WESTON	WV
COSENZA GEORGE J PLLC	461.00	1	PARKERSBURG	WV
* COSNER LAW OFFICE	53,304.89	143	ROMNEY	WV
COURTRIGHT LAW OFFICES PLLC	111,296.12	237	HURRICANE	WV
COWDEN ALLISON ADYNEIC	74,115.96	20	WEIRTON	WV
* CRAIG A COURTENAY	33,619.50	2	HUNTINGTON	WV
* CRANE JENNIFER DAY	39,922.11	66	FAYETTEVILLE	WV
CREMEANS JENNA WALKER LAW OFFICE OF PLLC	7,981.04	10	BARBOURSVILLE	WV
* CRISWELL FRENCH CONDARAS PLLC	639.36	1	CHARLESTON	WV
CROMLEY BRYAN S	12,125.98	33	POINT PLEASANT	WV
* CURNUTTE LAW OFFICE	63,699.09	80	ELKINS	WV
CURRY AMOS & ASSOCIATES LC	62,938.85	111	FAIRMONT	WV
CZARNIK R THOMAS & ASSOCIATES	34,686.18	60	PRINCETON	WV
* DALBY NANCY A ATTY AT LAW PLLC	108,025.95	38	CHARLES TOWN	WV
* DALTON MARSHA ESTATE OF	60,402.89	59	HUNTINGTON	WV
* DASCOLI LAW OFFICES	42,063.50	61	CHARLESTON	WV
DAVIS & CHAPMAN PLLC	17,976.68	26	SUMMERSVILLE	WV
* DAVIS KEVIN P	7,292.00	2	CHARLESTON	WV
DAVIS R STEPHEN	37,509.31	22	BEAVER	WV
DAWSON DAVID M	12,961.33	16	CHARLESTON	WV
* DEAN LAW OFFICES PLLC	27,422.28	47	SAINT ALBANS	WV
DEMARINO SHELLY PLLC	5,534.90	14	GLENVILLE	WV
* DEMOSS DAVID B	56,065.47	104	FAIRMONT	WV
* DEVALL OLIVIA S HARRIS	10,870.20	6	KINGWOOD	WV
* DILLON WELLS H	123,183.25	160	PARKERSBURG	WV
* DINARDI PETER D	29,398.60	31	MORGANTOWN	WV
DINSMORE & SHOHL LLP	3,526.22	4	CHARLESTON	WV
DONEGHY BRENDAN	11,202.98	26	CHARLESTON	WV
DONNELLAN-POMEROY REBECCA L	2,715.55	1	BRIDGEPORT	WV
DOOLEY LAW FIRM	2,686.95	10	CHARLESTON	WV
DOSS MICHAEL C	327.00	2	MARLINTON	WV
DOUGLASS ERNEST M	42,534.69	105	PARKERSBURG	WV
DRAKE LAW OFFICE LC	3,383.00	6	CLENDENIN	WV
* DRIVER CHARLES S III	2,797.39	6	CHARLESTON	WV
* DUFFY KEVIN C	16,190.50	9	CLAY	WV
DUNLAP ROBERT ESQ PLLC	8,956.49	23	BECKLEY	WV
DYER LAW OFFICES	9,966.35	13	CLARKSBURG	WV
* EACHUS MICHAEL N	50,674.20	46	GALLIPOLIS	OH
ELLEM LAW OFFICE	20,041.03	84	PARKERSBURG	WV
ERHARD CRAIG P LAW OFFICE OF PLLC	33,798.86	72	FAIRMONT	WV
ESCUE & PRITT LAW OFFICE CO	163,873.46	300	HURRICANE	WV
* EVANS THOMAS HANNA PLLC	126,143.01	137	OCEANA	WV
EVERETT MARK ATTORNEY AT LAW PLLC	34,100.72	72	MORGANTOWN	WV
* FAERBER KRISTOPHER	93,950.50	45	LEWISBURG	WV

**WEST VIRGINIA PUBLIC DEFENDER SERVICES
 APPOINTED COUNSEL FEES AND EXPENSES PAID
 ALPHABETICAL ORDER
 Appointed Counsel and Direct Expenses Separate**

PAYEE	TOTAL \$	# OF CLAIMS	OFFICE LOCATION	
FAIR MATTHEW H	47,576.07	66	ELKINS	WV
FARMER CLINE & CAMPBELL PLLC	853.61	2	CHARLESTON	WV
FARNSWORTH LAW OFFICE	50,694.23	77	PARKERSBURG	WV
FAST LAW OFFICE LC	11,357.94	8	FAYETTEVILLE	WV
FERRELL LAW OFFICE PLLC	44,055.36	89	WILLIAMSON	WV
* FITTRO JONATHAN	71,430.14	57	CLARKSBURG	WV
* FITZWATER TRAVIS R	17,452.49	10	BRIDGEPORT	WV
FLESHER W STEPHEN	7,488.28	4	HUNTINGTON	WV
* FLINCHUM R KEITH	231,765.52	220	WELCH	WV
FOLICKMAN PAMELA R LAW OFFICE OF	181,728.02	290	FAIRMONT	WV
FORBES C CASEY ESQ PLLC	15,194.05	29	CHARLESTON	WV
FORBES LAW OFFICES PLLC	50,784.52	66	CHARLESTON	WV
FORBES WILLIAM J	253.70	1	CHARLESTON	WV
FORD LAW FIRM	136.67	1	LEWISBURG	WV
* FORESTER WILLIAM T	28,258.72	66	LOGAN	WV
FORMAN ROGER D THE LAW OFFICE OF LC	498.55	2	BUCKEYE	WV
FRAGILE PAT C	1,673.00	2	BECKLEY	WV
FRANCIS ERIC M	26,567.83	11	LEWISBURG	WV
FRIEND & ROZAS LLC	3,513.00	10	CUMBERLAND	MD
* FROBLE MICHAEL E	14,748.85	27	BECKLEY	WV
FROST BROWN TODD LLC	51,280.46	3	LOUISVILLE	KY
* FUDA THOMAS L PLLC	121,376.90	141	PRINCETON	WV
* FUGATE LORA L KEYSER	13,211.95	4	HARTS	WV
FUNKHOUSER JOHN RAY	15,333.87	34	FAIRMONT	WV
* FURNER DEAN A ATTORNEY AT LAW PLLC	28,042.98	68	PARKERSBURG	WV
GALL D CONRAD	16,031.95	31	FAIRMONT	WV
* GARDNER LAW OFFICES PLLC	2,000.00	1	GLEN DALE	WV
* GARLOW RICHELLE KEENER	14,550.94	33	SAINT ALBANS	WV
GARNES DESIREE LYNNETTE	34,577.02	29	HUNTINGTON	WV
GARRETT & GARRETT	166,210.29	173	MOOREFIELD	WV
GARVIN LAW PLLC	68,817.76	46	NUTTER FORT	WV
GEARY & GEARY LC	80,492.76	97	PETERSBURG	WV
GENTILOZZI & ASSOCIATES	83,024.59	112	CLARKSBURG	WV
* GERBER JAY W JR	32,836.42	66	PARKERSBURG	WV
GERLACH LAW	11,984.00	8	WAYNE	WV
GEYER CHARLENE FOOSE	5,062.50	1	WHEELING	WV
GIANOLA BARNUM WIGAL & LONDON LC	9,674.41	16	MORGANTOWN	WV
GIBSON LEFLER & ASSOCIATES	24,986.51	37	PRINCETON	WV
GIGGENBACH MELISSA J	467.75	1	MORGANTOWN	WV
GLASS DEFENSE FIRM	12,609.45	21	CLARKSBURG	WV
GOLDSTEIN RICHARD M	359.00	2	PRINCETON	WV
GREENBAUM STEVEN A ESQ ATTY AT LAW PLLC	83,917.68	123	MARTINSBURG	WV
* GREENE TRACIE L	116,600.83	121	CHARLESTON	WV
GREER LAW OFFICES PLLC	11,390.00	11	CLARKSBURG	WV
GREINER & CYRUS LC	41,079.89	52	HUNTINGTON	WV
GRIFFITH BETSY	35,357.09	24	BRIDGEPORT	WV
* GRINDO DANIEL R LAW OFFICE OF PLLC	182,164.49	271	GASSAWAY	WV
GRUNAU DAVID M	22,200.95	49	MORGANTOWN	WV
GUNN ERICA BRANNON ATT AT LAW PLLC	25,917.05	49	SPENCER	WV
GUNNOE LAW OFFICE	73,473.11	173	HINTON	WV
GURGANUS LAW OFFICE PLLC	13,483.23	22	PRINCETON	WV

**WEST VIRGINIA PUBLIC DEFENDER SERVICES
 APPOINTED COUNSEL FEES AND EXPENSES PAID
 ALPHABETICAL ORDER
 Appointed Counsel and Direct Expenses Separate**

PAYEE	TOTAL \$	# OF CLAIMS	OFFICE LOCATION	
* HALL DWIGHT R	71,776.08	99	ELKINS	WV
HALL KAREN L	19,397.28	53	MORGANTOWN	WV
HAMILTON CHARLES R	110,982.06	160	CHARLESTON	WV
HAMILTON NEAL J	12,905.09	32	FAIRMONT	WV
HANCOCK & SEARS	24,802.09	15	RAVENSWOOD	WV
HANDLEY & HUNT PLLC	24,607.07	23	POINT PLEASANT	WV
HARBOUR PAULA L PLLC	11,755.69	8	HUNTINGTON	WV
HARMAN MARLA ZELENE	96,570.45	64	FRANKLIN	WV
HARSH LAW LC	59,400.84	67	PARKERSBURG	WV
HART DAVID W	13,912.67	37	ELKINS	WV
* HART LAW CENTER	33,858.98	55	WHEELING	WV
* HARVEY & JANUTOLO	209,727.00	262	PRINCETON	WV
HASSAN LAW OFFICE	53,471.50	73	WELCH	WV
HATFIELD & HATFIELD PLLC	52,826.24	55	MADISON	WV
HATFIELD HARRY M	1,341.40	1	MADISON	WV
* HATFIELD MCGINNIS E	15,519.89	34	BLUEFIELD	WV
HAUGHT IRA M	100,845.23	73	HARRISVILLE	WV
HAWKINS JAMES E JR	82,774.16	179	BUCKHANNON	WV
HAYDEN & HART PLLC	51,776.28	117	BECKLEY	WV
HAYNIE BELINDA A	40,277.06	59	MORGANTOWN	WV
HEDGES JONES WHITTIER & HEDGES	333.00	2	SPENCER	WV
HEDGES LYONS & SHEPHERD PLLC	46,961.64	34	MORGANTOWN	WV
HENDERSON HENDERSON & STAPLES LC	11,572.32	7	HUNTINGTON	WV
HENRY REGINALD D ATTORNEY AT LAW PLLC	2,325.00	5	BECKLEY	WV
HERNDON STEPHEN D	71,294.79	13	WHEELING	WV
* HERSHBERGER LAW OFFICE	5,388.92	5	WHEELING	WV
HEWITT & SALVATORE PLLC	1,365.00	2	FAYETTEVILLE	WV
* HICKS NATHAN A PLLC	5,916.70	4	CHARLESTON	WV
HILL DAVID L	13,609.18	49	HURRICANE	WV
* HILL JOHNSON LAW PLLC	111,604.58	125	BELINGTON	WV
HILL LAW FIRM PLLC	54,125.85	83	CHARLESTON	WV
* HINERMAN HOLLY W	29,448.38	21	PENTRESS	WV
HINKLE BRYAN S	55,632.62	78	BUCKHANNON	WV
* HIVELY HERBERT L II	113,000.49	271	CHARLESTON	WV
HOBBS MARK E	41,646.55	20	CHAPMANVILLE	WV
HODGES & RIFFLE PLLC	3,371.00	12	FAIRMONT	WV
HOLDREN JASON D	60,613.07	77	GALLIPOLIS	OH
* HOLLANDSWORTH RICHARD W	26,636.44	40	WHEELING	WV
* HOLROYD FRED F III	91,665.08	102	CHARLESTON	WV
HOOSIER LAW FIRM PLLC	117,120.61	88	CHARLESTON	WV
HOOSIER MICHELLE LAW OFFICES OF PLLC	355.50	1	CHARLESTON	WV
* HOOVER ANDREWS PLLC	776.22	1	BARBOURSVILLE	WV
HOOVER RANDY D	263.50	1	BECKLEY	WV
HOPKINS VIRGINIA JACKSON	8,051.26	8	KINGWOOD	WV
HOUCK G TODD ATTORNEY AT LAW LC	44,427.50	77	MULLENS	WV
HOWLEY LOREN B	20,399.35	26	GRANTSVILLE	WV
HUDNALL MARK D	9,279.94	22	SUMMERSVILLE	WV
HUFFMAN WILLIAM O	69,291.06	95	PRINCETON	WV
HUGHART KEVIN W	123,822.44	156	SISSONVILLE	WV
HUNTER LAW OFFICE	21,613.03	34	SCOTT DEPOT	WV
HUNTER STEVE ASSOCIATES LC	2,862.55	1	LEWISBURG	WV

**WEST VIRGINIA PUBLIC DEFENDER SERVICES
 APPOINTED COUNSEL FEES AND EXPENSES PAID
 ALPHABETICAL ORDER
 Appointed Counsel and Direct Expenses Separate**

PAYEE	TOTAL \$	# OF CLAIMS	OFFICE LOCATION	
HYER & LITTLEPAGE	2,789.40	3	POINT PLEASANT	WV
HYLTON LAW OFFICE PLLC	7,771.83	4	BEAVER	WV
* HYRE LAW OFFICE PLLC	20,908.50	20	KINGWOOD	WV
JACKSON-GILLISON HELEN L	10,129.17	13	WEIRTON	WV
* JACOVETTY GERALD G JR LC	253,714.04	367	WHEELING	WV
JAMES LAW FIRM	25,334.98	29	KEYSER	WV
* JARRELL ROBERT STEPHEN	68,803.67	74	HUNTINGTON	WV
JOHNSON LAW OFFICE PLLC	708.94	2	CHARLESTON	WV
* JOHNSON REBECCA S LAW OFFICE OF	73,104.44	116	CHARLESTON	WV
JONES BENNY G	1,209.50	3	BECKLEY	WV
* JONES STEVEN A LC	48,208.60	40	HARRISVILLE	WV
JOY LAW OFFICE	198.50	1	CATLETTSBURG	KY
JUBA-PLUMLEY ROSALEE	17,814.00	26	ELEANOR	WV
JUDY & JUDY	43,419.30	80	MOOREFIELD	WV
JURCO JOHN M	30,202.23	18	ST CLAIRSVILLE	OH
JUSTICE FOR ALL LEGAL SERVICES	244.16	1	BARTON	MD
KARICKHOFF DAVID	60,637.60	139	SUTTON	WV
* KARR THOMAS B	22,239.23	116	VIENNA	WV
KATZ KANTOR STONESTREET & BUCKNER PLLC	27,400.99	85	PRINCETON	WV
KAUFMAN & MCPHERSON PLLC	19,767.47	9	BRIDGEPORT	WV
KAY CASTO & CHANEY PLLC	4,941.75	2	CHARLESTON	WV
KAYSER LAYNE & CLARK PLLC	6,655.86	28	POINT PLEASANT	WV
KEATON FRAZER & MILLESON PLLC	45,451.50	131	ROMNEY	WV
* KEESEE RYAN HAMILTON	44,155.88	62	SMOOT	WV
* KELLEY DAVID B LAW OFFICE OF	192,722.69	235	BLUEFIELD	WV
KELLEY LAW OFFICE	56,372.25	63	HUNTINGTON	WV
* KIGER TIMOTHY R	4,704.00	5	VIENNA	WV
* KING WAYNE	60,254.57	37	CLAY	WV
* KIRKPATRICK LAW OFFICE PLLC	39,232.91	46	BECKLEY	WV
* KLATT LAW OFFICES PLLC	20,020.84	14	WHEELING	WV
KLIE LAW OFFICES PLLC	4,129.13	10	BUCKHANNON	WV
* KOHOUT EDWARD R LAW OFFICES OF PLLC	13,513.06	54	MORGANTOWN	WV
* KRATOVIL LAW OFFICES PLLC	12,117.64	22	CHARLES TOWN	WV
KUENZEL & ASSOCIATES PLLC	55,687.06	57	CHAPMANVILLE	WV
KURELAC LAW OFFICE PLLC	215,604.09	248	MOUNDSVILLE	WV
LACARIA PHILIP A	127,837.05	98	WELCH	WV
LAISHLEY JOHN	42,714.93	33	HUNTINGTON	WV
LAMORA RAYMOND K III LAW OFFICE OF PLLC	32,216.07	48	ELKINS	WV
LANHAM JOHN S	27,867.54	26	HORNER	WV
LANSDEN LAW OFFICE	1,141.84	3	MORGANTOWN	WV
LANTZ LAW OFFICE	50,879.15	32	MOUNDSVILLE	WV
LASH FRANKLIN W	25,545.90	32	WHEELING	WV
* LEFLER & BOGGS PLLC	34,434.31	54	BECKLEY	WV
LEGAL AID OF WEST VIRGINIA INC	1,461.29	1	CHARLESTON	WV
* LESTER WILLIAM M	194,762.73	183	CHARLESTON	WV
LIVINGOOD LAW PLLC	10,358.38	12	BUCKHANNON	WV
LOCKWOOD & LOCKWOOD	24,676.00	62	HUNTINGTON	WV
* LOCKWOOD JAMELLA L	4,894.48	9	BUCKHANNON	WV
LOGUE SEAN PLLC	26,761.25	36	PITTSBURGH	PA
LONG LAW OFFICES PLLC	73,446.67	100	SCOTT DEPOT	WV
LONG ROBBY N LAW OFFICE OF LC	65,316.45	95	HAMLIN	WV

**WEST VIRGINIA PUBLIC DEFENDER SERVICES
 APPOINTED COUNSEL FEES AND EXPENSES PAID
 ALPHABETICAL ORDER
 Appointed Counsel and Direct Expenses Separate**

PAYEE	TOTAL \$	# OF CLAIMS	OFFICE LOCATION	
LORD JASON S	50,083.53	46	CHARLESTON	WV
LOSCH & MCCOURT PLLC	329.00	2	SUMMERSVILLE	WV
LOUDERBACK ROBIN R	14,496.50	15	CHARLESTON	WV
LOVE JAY CARTER	15,764.50	139	HUNTINGTON	WV
LUCAS MICHAEL WILLIAM III	9,144.58	11	CHESTER	WV
LUDWIG BRITT B	1,050.61	1	LEWISBURG	WV
* LUPARDUS LAW OFFICE	144,238.16	328	PINEVILLE	WV
LUSK KYLE G	9,347.74	29	BECKLEY	WV
LUTTRELL & PREZIOSO PLLC	37,402.45	37	MARTINSBURG	WV
LYALL JERRY M	46,563.55	81	WILLIAMSON	WV
MACCORKLE LAVENDER & SWEENEY PLLC	7,240.25	1	MORGANTOWN	WV
MAGANN LAW OFFICE PLLC	118,439.37	134	BLUEFIELD	WV
* MAIER LAW OFFICE LLC	80,056.68	76	HINTON	WV
MALLETT SHANE M LAW OFFICES	31,105.96	70	WHEELING	WV
MALLOW APRIL D	2,950.96	7	FRANKLIN	WV
MANYPENNY RAINES LAW OFFICE PLLC	35,999.88	76	CHESTER	WV
* MARTENEY MICHAEL PAUL	2,188.00	1	SAINT MARYS	WV
MARTIN R A LAW	2,046.50	6	HUNTINGTON	WV
MARTINO GARY J	15,894.00	36	FAIRMONT	WV
MAUSER BERNARD R	7,976.34	29	SUTTON	WV
* MAYO NICHOLAS	3,172.67	12	HUNTINGTON	WV
* MAZZEI ROCCO E	100,138.44	76	CLARKSBURG	WV
MCCAMIC SACCO & MCCOID PLLC	37,276.00	19	WHEELING	WV
MCCOY JAMES A JR	40,122.50	28	HAMLIN	WV
* MCDERMOTT DANA P	32,724.48	4	MARTINSBURG	WV
* MCDONOUGH C EDWARD	27,188.36	51	PARKERSBURG	WV
MCFARLAND JOSEPH W JR	66,949.21	123	PARKERSBURG	WV
* MCGEELAW	54,397.63	59	CHARLESTON	WV
* MCGHEE NANCY L	50,861.76	128	VIENNA	WV
MCGRAW LAW OFFICES	45,426.48	54	PROSPERITY	WV
* MCINTYRE RHONDA M	19,698.09	17	MORGANTOWN	WV
MCNEER HIGHLAND MCMUNN VARNER LC	90,970.92	120	CLARKSBURG	WV
MCPHAIL SHARI	4,690.23	1	WHEELING	WV
MCQUADE RUTH A LAW OFFICE OF	102,300.45	133	SHEPHERDSTOWN	WV
MESLER LAW OFFICES	14,097.57	20	WEIRTON	WV
MEYER FORD GLASSER & RADMAN PLLC	34,935.00	71	CHARLESTON	WV
MICHAEL NELSON M LC	58,525.93	149	KEYSER	WV
* MICHELS GARY L ATTORNEY AT LAW PLLC	1,182.04	1	WAYNE	WV
MICK REBECCA E	8,372.91	11	CHARLESTON	WV
MIELKE WAYNE ROBERT	21,739.08	7	WELLSBURG	WV
* MILLER CHRISTOPHER H	48,913.54	58	MORGANTOWN	WV
* MILLS KEVIN D & ASSOCIATES PLLC	9,897.88	7	MARTINSBURG	WV
* MIRHOSEINI DAVID ATTORNEY AT LAW	661.50	1	BRIDGEPORT	WV
MIZE LAW FIRM PLLC	1,983.00	2	BECKLEY	WV
* MOFFATT CHRISTOPHER G	212,500.77	90	CHARLESTON	WV
MOLESSA HEATHER IRELAND	397.64	1	WEST UNION	WV
MONTORO HARRY P LAW OFFICE OF PLLC	68,882.11	108	MORGANTOWN	WV
MOORE DAVID K	41,021.45	34	RIPLEY	WV
MOOREHEAD CHRISTOPHER S	25,791.79	32	FAYETTEVILLE	WV
MORAN JANE LAW OFFICE	47,125.30	82	WILLIAMSON	WV
MORELLI LAW	1,480.99	2	WEIRTON	WV

**WEST VIRGINIA PUBLIC DEFENDER SERVICES
 APPOINTED COUNSEL FEES AND EXPENSES PAID
 ALPHABETICAL ORDER
 Appointed Counsel and Direct Expenses Separate**

PAYEE	TOTAL \$	# OF CLAIMS	OFFICE LOCATION	
MORGAN DAMON B JR	2,766.01	18	POINT PLEASANT	WV
* MORGAN E LAVOYD JR & ASSOCIATES LC	48,018.43	41	LEWISBURG	WV
* MORGAN THEODORE E	10,242.50	1	HUNTINGTON	WV
MORGAN TONY	47,699.59	65	GRANTSVILLE	WV
MORGAN WARD	36,466.29	44	BLUEFIELD	WV
MORTON JOYCE H	11,983.83	7	WEBSTER SPRINGS	WV
MOSES JOSEPH J	119,326.32	53	WHEELING	WV
* MOUNTAINEER LEGAL SERVICES PLLC	212,294.36	327	GRAFTON	WV
MOYE LAW OFFICE	18,756.75	39	WINFIELD	WV
MOYE LISA M	5,815.35	8	WINFIELD	WV
MULLENS & MULLENS PLLC	100,853.87	120	PHILIPPI	WV
* MULLIGAN CHRISTINA A LAW OFFICE OF	1,094.65	1	FAIRMONT	WV
* MUNOZ A JOSEPH LAW FIRM OF	85,099.50	51	PARKERSBURG	WV
* MURPHY LEGAL SOLUTIONS PLLC	25,326.40	36	MORGANTOWN	WV
* MURPHY S SEAN PLLC	25,193.26	15	MORGANTOWN	WV
* MUSGRAVE & MUSGRAVE	19,487.48	37	POINT PLEASANT	WV
MYERS JESSICA E	47,500.75	35	PARKERSBURG	WV
NAILING JOYCE E	2,597.04	8	WELCH	WV
* NANNERS & WILLETT LC LAW OFFICES OF	214,763.61	269	BUCKHANNON	WV
* NAVY L VICTOR	73,259.55	69	BARBOURSVILLE	WV
* NEISWONGER & WHITE	119,081.92	268	MOUNDSVILLE	WV
* NESSEL LAW FIRM	40,931.07	49	HUNTINGTON	WV
NESTOR WILLIAM T PLLC	77,992.10	135	ELKINS	WV
* NEW STEPHEN P LC	14,203.33	16	BECKLEY	WV
NOEL WILLIAM C JR	30,440.12	37	MORGANTOWN	WV
NOGAY CATHRYN A	50,725.23	18	WEIRTON	WV
* NOLAN LAW FIRM	91,330.21	179	HUNTINGTON	WV
NOONE ROBERT T	74,598.34	35	LOGAN	WV
* NOVOBILSKI JEROME R	3,238.91	6	CLAY	WV
NUTTALL LEGAL LLC	17,059.61	34	BUCKHANNON	WV
OGLE CANDACE L	19,840.00	95	MORGANTOWN	WV
OLCOTT LAW OFFICE	1,636.74	3	SOUTH CHARLESTON	WV
OLCOTT LAW OFFICE PLLC	6,323.96	19	SOUTH CHARLESTON	WV
* ORNDORFF & HATFIELD ATTY AT LAW	32,049.47	39	BARBOURSVILLE	WV
ORNDORFF DAVID L	33,002.28	57	BUCKHANNON	WV
ORTEZA AILYNN MAE	20,776.47	7	MORGANTOWN	WV
* OSHOWAY F JOHN	76,493.10	105	GRANTSVILLE	WV
OURS JOHN G	26,096.96	62	PETERSBURG	WV
PANEPINTO MARK D	41,693.14	27	WHEELING	WV
PARKULO JOHN F	31,450.00	35	DANIELS	WV
PARTAIN LAW OFFICES	77,528.10	100	LOGAN	WV
* PARTEE & ASSOCIATES PLLC	600.35	2	MORGANTOWN	WV
PATTERSON THOMAS K A LEGAL CORP	1,959.00	6	BECKLEY	WV
PATTON DREW LAW OFFICE	986.50	1	SPENCER	WV
PAYNE WILBERT A	15,679.40	61	BECKLEY	WV
PELLEGRIN MARK P	25,352.00	44	MORGANTOWN	WV
PENNINGTON DEANNA L	9,366.00	17	MORGANTOWN	WV
PENNINGTON WILLIAM L	40,228.98	62	MORGANTOWN	WV
PHILLIPS P TODD	36,950.92	34	MORGANTOWN	WV
POOL DELBY B & ASSOCIATES	4,838.57	3	CLARKSBURG	WV
* POWELL ANDREA P	3,425.00	8	PRINCETON	WV

**WEST VIRGINIA PUBLIC DEFENDER SERVICES
 APPOINTED COUNSEL FEES AND EXPENSES PAID
 ALPHABETICAL ORDER
 Appointed Counsel and Direct Expenses Separate**

PAYEE	TOTAL \$	# OF CLAIMS	OFFICE LOCATION	
POWELL ERIC K	172,710.88	208	PARKERSBURG	WV
POWELL LAW OFFICES	944.50	1	CHARLESTON	WV
PRALL THOMAS J	56,063.20	131	WESTON	WV
PRATT LENA D	36,846.80	45	LOGAN	WV
PRENTICE TIMOTHY H	70,906.37	110	ELKINS	WV
PRESTON SILAS M	21,479.26	15	LEWISBURG	WV
PRICE JOSHUA D	493.00	3	JACKSON	OH
* PRICE LOUIE T	4,177.50	6	CHARLESTON	WV
* PRITT & PRITT PLLC	14,978.50	25	CHARLESTON	WV
* PRITT ALAN L	55,485.38	102	CHARLESTON	WV
* PROCTOR LAW OFFICES PLLC	35,009.02	10	HUNTINGTON	WV
PULLIN FOWLER FLANAGAN BROWN & POE PLLC	78,667.58	250	CHARLESTON	WV
QUALLS ALVIE E II	1,328.49	1	HUNTINGTON	WV
RADMAN SCOTT S	8,904.50	52	MORGANTOWN	WV
RAHBAR LAW OFFICE	3,106.38	3	WHEELING	WV
RAY WINTON & KELLEY PLLC	244.00	1	CHARLESTON	WV
* REBROOK EDWARD E III	85,034.81	113	CHARLESTON	WV
* REDDING R STEVEN ATTY AT LAW PLLC	22,617.15	12	MARTINSBURG	WV
* REDMAN & PAYNE	45,811.70	26	CHARLESTON	WV
* REEDER LAW OFFICES PLLC	27,715.52	49	HURRICANE	WV
* REES JAMES B	55,186.06	60	FAYETTEVILLE	WV
* RIBEL KATICA	3,828.91	23	FAIRMONT	WV
RICE WILLIAM T	177,329.28	72	MARTINSBURG	WV
* RICHARDSON DAVID B LAW OFFICE	2,197.50	7	WINFIELD	WV
RICHARDSON RICHARDSON & CAMPBELL	13,599.64	33	PARKERSBURG	WV
RIFFE RICHARD M	4,071.56	1	ALUM CREEK	WV
* RILEY JAMES P IV ATTORNEY AT LAW PLLC	26,561.89	16	MARTINSBURG	WV
* RILEY V ALAN ATTORNEY AT LAW PLLC	5,506.46	2	ROMNEY	WV
RINGER DARRELL W	7,175.60	1	MORGANTOWN	WV
RISOVICH LAW OFFICES	9,600.34	19	WEIRTON	WV
RIST LAW OFFICES LC	58,512.85	72	FAYETTEVILLE	WV
ROAHRIG RANDAL W	566.95	1	PRINCETON	WV
ROBB RICHARD A	1,161.00	1	SOUTH CHARLESTON	WV
ROBINSON & MCELWEE	3,440.35	1	CHARLESTON	WV
* RODGERS JEFFREY S	84,641.15	159	LEWISBURG	WV
RODRIGUEZ VANESSA LYNN LAW OFFICES	5,087.30	2	FAIRMONT	WV
ROHRIG FREDERICK M DEAN	4,511.22	4	MIDDLEBOURNE	WV
ROKISKY & ASSOCIATES	25,270.47	6	WEIRTON	WV
ROLL WILLIAM DANIEL	37,899.43	66	POINT PLEASANT	WV
ROLLINS LAW OFFICE	9,830.86	16	POCA	WV
ROLLO EDMUND J	31,246.00	47	MORGANTOWN	WV
ROLLO LANCE E	22,928.41	37	MORGANTOWN	WV
* ROMAIN JULIE GOWER	19,283.30	52	FAIRMONT	WV
ROOP & SMITH LAW OFFICE PLLC	19,001.50	14	BECKLEY	WV
ROSE PADDEN & PETTY LC	2,343.18	4	FAIRMONT	WV
ROSENLIEB DUANE C JR	20,138.31	32	SAINT ALBANS	WV
ROSINSKY LAW OFFICE LC	71,241.76	38	HUNTINGTON	WV
* ROSSI LAW FIRM	7,416.30	9	MARTINSBURG	WV
ROTH LEGAL SERVICES LC	31,424.81	53	PETERSBURG	WV
RUCKMAN LAW OFFICE	1,626.50	6	LEIVASY	WV
* RUMORA & RUMORA LC	23,679.10	36	WILLIAMSON	WV

**WEST VIRGINIA PUBLIC DEFENDER SERVICES
 APPOINTED COUNSEL FEES AND EXPENSES PAID
 ALPHABETICAL ORDER
 Appointed Counsel and Direct Expenses Separate**

PAYEE	TOTAL \$	# OF CLAIMS	OFFICE LOCATION	
RUNDLE JULIET WALKER	12,155.91	9	PINEVILLE	WV
RUSEN & AUVIL PLLC	16,991.13	3	PARKERSBURG	WV
RUTH LAW OFFICES PLLC	218,044.31	210	CHARLESTON	WV
RUTTENBERG ROBYN	1,191.77	1	WHEELING	WV
RYAN KOURTNEY A & ASSOCIATES	108,173.50	35	BUCKHANNON	WV
RYAN WILLIAM D	385.88	1	SAINT CLAIRSVILLE	OH
* SAAD ABRAHAM J PLLC	64,116.31	65	HUNTINGTON	WV
SAFCSAK MICHAEL LAW OFFICE OF PLLC	24,023.05	51	FAIRMONT	WV
SAFFER MARTIN V	46,943.50	33	MARLINTON	WV
* SAL NATALIE J	1,625.40	1	MORGANTOWN	WV
* SAL SELLARO CULPEPPER LEGAL GROUP PLLC	127,496.84	279	MORGANTOWN	WV
SALMONS & BOWEN ATTORNEY AT LAW PLLC	19,463.17	45	WEST HAMLIN	WV
SALMONS RONALD G ATTORNEY AT LAW PLLC	41,358.20	86	WEST HAMLIN	WV
SALUJA LAW OFFICES PLLC	10,104.90	31	NITRO	WV
SAMMONS OLIVERO & PARASCHOS PLLC	19,528.28	7	HUNTINGTON	WV
SANDERS AUSTIN FLANIGAN & FLANIGAN	41,685.24	67	PRINCETON	WV
SANTER & SANTER	32,858.98	68	PARKERSBURG	WV
SAVILLE ROYCE B PLLC	33,529.34	99	ROMNEY	WV
SAYRE TRAVIS LAW OFFICE OF	5,771.21	12	PARKERSBURG	WV
SCALES LAW OFFICE	66,883.89	56	MARTINSBURG	WV
* SCHAMBERGER LEGAL SERVICES	32,594.08	38	CLAY	WV
SCHARF WILLIAM H	25,171.01	12	CHARLESTON	WV
* SCHEETZ CHRISTOPHER A	47,618.86	100	FOLLANSBEE	WV
* SCOTT JOHN A	3,519.00	12	CLARKSBURG	WV
SELDEN LAW OFFICES LC	32,262.10	13	BECKLEY	WV
* SELLARO AMBER URTSO	3,756.88	3	MORGANTOWN	WV
SHAFFER LAW OFFICES	12,084.81	19	WHEELING	WV
SHAFFER & SHAFFER	33,359.73	61	MADISON	WV
SHARLEY MICHAEL J	6,289.50	19	WESTOVER	WV
SHAW & SHAW LC	123,433.23	246	POINT PLEASANT	WV
SHERMAN LAWRENCE E JR LC	175,056.79	255	ROMNEY	WV
SHOCKLEY JAMES B	25,460.80	35	MORGANTOWN	WV
* SHOUGH SCOTT A	85,701.72	126	FAIRMONT	WV
SHUMAKER J BRANDON	865.18	1	MORGANTOWN	WV
SIMMERMAN LAW OFFICE PLLC	7,017.13	6	CLARKSBURG	WV
SIMMONS & SIMMONS LC	69,009.20	76	ELIZABETH	WV
* SIMMONS EUGENE M	43,098.53	35	MARLINTON	WV
* SIMMONS HUNTER D	92,219.78	274	BUCKHANNON	WV
SIMMS MICHAEL	3,253.42	3	MORGANTOWN	WV
SINKKANEN DREAMA D LAW OFFICES OF	61,128.50	94	CLARKSBURG	WV
* SIRK TIMOTHY M	17,408.74	46	KEYSER	WV
SITES LAW FIRM	72,070.75	180	KEYSER	WV
SKAGGS G ERNEST	276,069.23	153	FAYETTEVILLE	WV
* SKEEN KENNAD LEE II	85,999.65	51	RIPLEY	WV
SKLAVOUNAKIS LAW OFFICE	45,188.50	34	WHEELING	WV
SMITH CLAUDE S III	2,772.80	4	CHARLESTON	WV
SMITH CLINTON W	11,336.99	51	CHARLESTON	WV
SMITH LILLY & BALL PLLC	17,754.00	15	PRINCETON	WV
SMITH MCMUNN & GLOVER PLLC	4,546.66	7	CLARKSBURG	WV
SMITH MICHAEL CLAY	29,628.29	56	WESTON	WV
SMITH RICHARD D JR LAW OFFICES OF	12,620.75	26	PARKERSBURG	WV

**WEST VIRGINIA PUBLIC DEFENDER SERVICES
 APPOINTED COUNSEL FEES AND EXPENSES PAID
 ALPHABETICAL ORDER
 Appointed Counsel and Direct Expenses Separate**

PAYEE	TOTAL \$	# OF CLAIMS	OFFICE LOCATION	
SNYDER & HASSIG	39,320.86	37	NEW MARTINSVILLE	WV
SOLOMON ALEXANDRIA A	35,850.24	30	DAVIS	WV
* SOUTHERN WV LAW CLINIC	72,551.59	110	BECKLEY	WV
* SPARACINO ANTHONY J JR	1,094.00	1	BECKLEY	WV
* SPENIA LAW OFFICE PLLC	17,583.70	25	BARBOURSVILLE	WV
SPILMAN THOMAS & BATTLE PLLC	1,659.50	2	CHARLESTON	WV
SPONAUGLE & SPONAUGLE	7,722.00	11	FRANKLIN	WV
SPROLES GREGORY W PLLC	11,621.08	14	SUMMERSVILLE	WV
SPURLOCK JAMES E	2,579.47	1	HUNTINGTON	WV
* STALNAKER CHARLES E	6,322.55	16	PARKERSBURG	WV
STANTON GEORGE P III	6,114.50	4	FAIRMONT	WV
STANTON SHIRLEY J	13,492.28	24	FAIRMONT	WV
STARCHER & FRUM PLLC	157,397.91	231	PARKERSBURG	WV
STARCHER MELISSA L	4,116.07	8	CHARLESTON	WV
STEED DEBRA L PLLC	36,243.19	61	PARKERSBURG	WV
STEIN RONALD F JR PLLC	1,167.35	3	POINT PLEASANT	WV
STEPHENS GLORIA M	40,336.08	70	WELCH	WV
* STEPHENS JENNIFER L	22,859.72	16	MORGANTOWN	WV
STEPHENS RICHARD D	8,189.00	24	MARTINSBURG	WV
STEPTOE & JOHNSON	34,047.45	30	BRIDGEPORT	WV
STEWART JOYCE E	53,452.89	44	MOOREFIELD	WV
* STOBBS R RUSSELL	42,918.17	53	WESTON	WV
STOLLINGS HARLEY E	9,039.50	19	SUMMERSVILLE	WV
STONE ROBERT C JR PLLC	7,401.29	8	MARTINSBURG	WV
* STURM HEIDI M GEORGI	77,785.15	76	FAIRMONT	WV
STURM JOSHUA PAUL	2,019.04	9	RIPLEY	WV
* SUMMERS WILLIAM B	183,141.81	530	PARKERSBURG	WV
SUPPLE LAW OFFICES PLLC	4,871.33	14	POINT PLEASANT	WV
SUTTON & JANELLE PLLC	35,080.77	42	MARTINSBURG	WV
SWISSHELM ERIN LAW OFFICE OF	4,109.99	6	CHARLES TOWN	WV
TATE REBECCA L	394.00	4	FAIRMONT	WV
TAYLOR PAUL G	25,445.73	57	MARTINSBURG	WV
TENNANT LAW OFFICES	12,198.64	1	WHEELING	WV
THOMPSON & PARDO PLLC	73,759.70	51	CHARLES TOWN	WV
THOMPSON BARNEY	4,345.40	3	CHARLESTON	WV
* THOMPSON JOHN M JR	92,459.12	105	OAK HILL	WV
THOMPSON LAW OFFICE PLLC	26,764.73	23	WILLIAMSON	WV
THOMPSON LOUDOUN L PLLC	220.69	1	ROMNEY	WV
* THORN LAW OFFICES PLLC	9,954.80	11	MORGANTOWN	WV
* THORN MATTHEW T	1,511.70	1	MORGANTOWN	WV
THORNE STEVEN M	47,462.60	69	LOGAN	WV
TICHENOR LAW OFFICE	41,804.23	55	FAIRMONT	WV
TIPTON LAW OFFICES	41,907.46	52	FAIRMONT	WV
TISSUE PHILIP J	358.43	3	OAK HILL	WV
TORRES GEORGE M	54,867.91	93	PARKERSBURG	WV
TREADWAY JOHN H JR	38,580.31	43	MOOREFIELD	WV
TRIPLETT & TRIPLETT LC	874.00	3	ELKINS	WV
TROISI JOSEPH G	78,778.51	113	SAINT MARYS	WV
TROZZO LOWERY WESTON & ROCK	2,554.30	4	CUMBERLAND	MD
TRUMP & TRUMP LC	166.25	1	BERKELEY SPRINGS	WV
TUCKER GREGORY A PLLC	2,195.01	6	SUMMERSVILLE	WV

**WEST VIRGINIA PUBLIC DEFENDER SERVICES
 APPOINTED COUNSEL FEES AND EXPENSES PAID
 ALPHABETICAL ORDER
 Appointed Counsel and Direct Expenses Separate**

PAYEE	TOTAL \$	# OF CLAIMS	OFFICE LOCATION	
TURNER & JOHNS PLLC	6,284.70	20	CHARLESTON	WV
TYREE EMBREE & ASSOCIATES PLLC	17,432.54	57	HURRICANE	WV
* TYSON DAVID R	78,098.03	178	HUNTINGTON	WV
VAN ZANT SUSAN J LC	26,186.76	33	WILLIAMSON	WV
VANNOSTRAND & MORTON	61,196.63	41	WEBSTER SPRINGS	WV
* VICTOR VICTOR & HELGOE LLP	214,308.15	226	CHARLESTON	WV
VITAL & VITAL LC	1,490.91	1	HUNTINGTON	WV
VITAL RICHARD L	15,628.50	19	BARBOURSVILLE	WV
WALKER LELA ATTY AT LAW PLLC	4,849.23	19	OCEANA	WV
WALL MAGGIE K	5,303.17	11	SCOTT DEPOT	WV
* WALL RANDALL D	76,175.65	467	HUNTINGTON	WV
WALLACE LAW OFFICES LC INC	1,323.19	1	ELKINS	WV
WALLACE MICHAEL K	44,792.98	83	SOUTH CHARLESTON	WV
WALTERS & KRAUSKOPF	53,403.01	80	MOOREFIELD	WV
* WARMAN CHERYL L	51,068.63	81	MORGANTOWN	WV
WATERS WARNER & HARRIS PLLC	4,018.00	6	CLARKSBURG	WV
WEBB DAVID HAMILTON	5,085.40	3	KEYSER	WV
* WEBB-RUMORA MARSHA	53,242.84	60	WILLIAMSON	WV
WEBER & WEBER	859.50	2	WESTON	WV
WEESE HEATHER M LAW OFFICE OF PLLC	40,231.69	27	ELKINS	WV
WEESE ROGER R	32,221.00	45	NEW MARTINSVILLE	WV
* WEESE TRACY	99,346.15	40	SHEPHERDSTOWN	WV
WEHNER LAW OFFICES	55.00	1	KINGWOOD	WV
WEST & JONES	53,981.11	66	CLARKSBURG	WV
WEST STEPHEN BROOKS II	51,787.50	100	CHARLESTON	WV
WESTON LAW A LEGAL CORP	59,235.10	43	HUNTINGTON	WV
* WHITE KEITH	150,486.70	136	SAINT MARYS	WV
WHITE MAX H PLLC	36,073.48	132	KEYSER	WV
WHITE THOMAS E	563.00	2	MOUNDSVILLE	WV
WHITE WESLEY H ATTORNEY AT LAW PLLC	5,004.00	14	GILBERT	WV
WHITEMAN BURDETTE PLLC	152,076.64	274	FAIRMONT	WV
WHITEMAN FRANCES C	68,151.32	67	FAIRMONT	WV
* WHITT MICHAEL R	140,616.52	54	LEWISBURG	WV
* WIEDEL DIANA CARTER	151,337.00	71	WILLIAMSON	WV
* WILDMAN ERIC KEITH	30,882.42	47	FAIRMONT	WV
WILEY LAW OFFICES PLLC	175.44	1	CHARLESTON	WV
WILLIAMS JOHN E JR	132,492.42	147	PRINCETON	WV
WILLIAMS PAUL ATTORNEY AT LAW PLLC	11,273.34	29	SUMMERSVILLE	WV
WILLIAMS TRENA LAW OFFICE OF PLLC	41,334.27	62	WESTON	WV
WILLS LAW OFFICE	2,776.10	1	PRINCETON	WV
WILMOTH DAVID H LC	8,092.83	8	ELKINS	WV
WILSON CHRISTOPHER M LAW OFFICE PLLC	27,093.93	57	FAIRMONT	WV
WINDOM RODNEY C	107,301.68	128	HARRISVILLE	WV
WINTER KURT J	15,919.10	56	BURGETTSTOWN	PA
WINTERS J MINGO ATTY AT LAW PLLC	20,255.35	52	BECKLEY	WV
* WITT RICHARD C	25,163.49	44	POCA	WV
WOLFE B SCOTT LAW OFFICE OF PLLC	14,063.51	30	HARRISVILLE	WV
WOLFE DORWIN J LC INC	3,018.89	4	ELKINS	WV
WOLFE HAROLD B III	5,294.19	3	PRINCETON	WV
* WOLFE JEREMY B	7,647.23	23	TUPPERS PLAIN	OH
WOLFE LAW OFFICE PLLC	4,128.40	7	CHARLESTON	WV

**WEST VIRGINIA PUBLIC DEFENDER SERVICES
 APPOINTED COUNSEL FEES AND EXPENSES PAID
 ALPHABETICAL ORDER
 Appointed Counsel and Direct Expenses Separate**

PAYEE	TOTAL \$	# OF CLAIMS	OFFICE LOCATION	
WOODS JOHN	6,165.40	18	PARKERSBURG	WV
WOOTON LAW FIRM	5,796.45	25	BECKLEY	WV
WRIGHT DAYA MASADA LAW OFFICE PLLC	721.81	1	BUCKHANNON	WV
WRIGHT LACY W JR	41,643.66	32	WELCH	WV
WRIGHT STEVEN MCKAY	1,995.18	4	HUNTINGTON	WV
* YANNI LAW FIRM	13,873.96	19	MARTINSBURG	WV
YOST BRIAN D	8,045.05	11	HURRICANE	WV
* YOUNG WILLIAM PRENTICE	120,328.36	30	SHEPHERDSTOWN	WV
ZAHRADNIK NEIL LAW OFFICE OF PLLC	25,420.62	66	MARTINSBURG	WV
* ZAMOW THOMAS	2,668.40	2	LOGAN	WV
ZERBE CARTER & ASSOCIATES PLLC	24,699.38	18	CHARLESTON	WV
APPOINTED COUNSEL TOTALS	24,189,966.92	33,093		

DIRECT EXPENSES				
ALLEGHENY CONSULTANT SERVICES INC	1,115.90	2	ATHENS	WV
APPALACHIAN PSYCHIATRIC SERVICES	250.00	1	BECKLEY	WV
ASHBURN PSYCHOLOGICAL SERVICES LLC	4,925.00	1	ASHBURN	VA
AUDIO EVIDENCE LAB	2,000.00	1	MANSFIELD	TX
BAKER LYNDE G	1,208.10	2	VIENNA	WV
BARCLAY ADAMS	304.95	1	FREDERICK	MD
BAXTER-CALVERT REBECCA A	1,517.90	3	SOUTH CHARLESTON	WV
BECKETT HERMAN H	6,046.96	9	SALT ROCK	WV
BEHAVIORAL CONSULTANTS INC	1,133.33	1	MILWAUKEE	WI
BEHAVIORAL SCIENCE ASSOCIATES INC	2,350.00	1	TRIADELPHIA	WV
BELLOTO ROBERT J JR	500.00	1	BEAVERCREEK	OH
BERKHOUSE JOHN T	408.10	1	CROSS LANES	WV
BERNSTEIN ERIC J	570.00	1	PITTSBURGH	PA
BIRD VERONICA L	666.05	2	ATHENS	WV
BISHOP GREGORY A	841.05	2	PINEVILLE	WV
BLAKE KENNETH W	932.28	1	HURRICANE	WV
BLANKENSHIP D SHANNON	350.35	1	MOUNDSVILLE	WV
BOUCHILLON CROSSAN & COLBURN LC	3,594.85	1	HUNTINGTON	WV
BRAMBLE CHARLES E III & ASSOCIATES	9,208.50	1	STONEWOOD	WV
BRAMS & ASSOCIATES INC	2,475.00	1	COLUMBUS	OH
BROWNING INVESTIGATIONS LLC	1,849.69	2	JULIAN	WV
BUZZO BILL J JR	9,723.10	11	BLUEFIELD	WV
CABELLS PRIVATE INVESTIGATION	13,111.04	19	CABIN CREEK	WV
CALLAHAN PETER J PLLC	250.00	1	MARTINSBURG	WV
* CAPITOL CITY INVESTIGATIONS LLC	12,415.67	18	CHARLESTON	WV
CELLMARK FORENSICS INC	3,000.00	1	DALLAS	TX
CHANDLER MARCIA L	477.40	1	GREENCASTLE	PA
CHARLESTON PSYCHIATRIC GROUP INC	3,050.57	2	CHARLESTON	WV
CHESLOCK TERRI R	1,393.70	1	FAIRMONT	WV
CLARK MARIA K	502.75	1	BURLINGTON	WV
CLAY BOB INVESTIGATIONS	576.95	1	REEDSVILLE	WV
CLAYMAN & ASSOCIATES PLLC	6,345.75	3	CHARLESTON	WV
COFFINDAFFER LARRY K	901.60	3	LOGAN	WV
* COLVIN NICHOLAS FORREST ESQ LAW OFFICE OF PLLC	2,910.60	1	HEDGESVILLE	WV
COOK INVESTIGATION SERVICE INC	13,147.86	7	HUNTINGTON	WV
COOPERS INVESTIGATIVE AGENCY	21,642.24	8	BRIDGEPORT	WV
COREY TRACEY SUZANNE	2,700.00	1	LOUISVILLE	KY

**WEST VIRGINIA PUBLIC DEFENDER SERVICES
 APPOINTED COUNSEL FEES AND EXPENSES PAID
 ALPHABETICAL ORDER
 Appointed Counsel and Direct Expenses Separate**

PAYEE	TOTAL \$	# OF CLAIMS	OFFICE LOCATION	
CORNELL INVESTIGATIONS	613.74	2	HARRISVILLE	WV
DANIEL JOHN S III	3,347.49	2	MIDLOTHIAN	VA
DEAK INVESTIGATIONS	8,656.33	23	ELLENBORO	WV
DILORENZO REPORTING SERVICE LLC	446.60	1	BECKLEY	WV
DOWLER APRIL L	306.46	1	WILLIAMSPORT	MD
DR BILL TOXCONSULTS LLC	900.00	1	PHILADELPHIA	PA
EASTERN PSYCHOLOGICAL SERVICES INC	8,860.00	10	ROMNEY	WV
ELEETE PHYSICIANS LLC	3,000.00	1	RICHMOND	VA
ENIGMA INVESTIGATIVE SERVICES	1,700.00	1	MARTINSBURG	WV
FAMILY & MARITAL COUNSELING CENTER INC	862.50	2	WESTON	WV
FLORENCE CRITTENTON SERVICES INC	373.50	1	WHEELING	WV
FORENSIC PSYCHIATRY PLLC	48,400.00	34	HUNTINGTON	WV
FORENSIC PSYCHOLOGY CENTER INC	113,051.41	49	WINCHESTER	VA
FRANKLIN STREET PEDIATRICS	4,100.00	2	JOHNSTOWN	PA
FREMOUW SIGLEY PSYCHOLOGICAL ASSOC PLLC	14,650.00	10	MORGANTOWN	WV
GARLAND REBECCA J	63.00	1	RIDGELEY	WV
GAUJOT-TURNER CLAUDETTE M	678.35	2	KEARNEYSVILLE	WV
GREENBRIER TECHNOLOGIES	357.75	1	LEWISBURG	WV
HALL JEANNE S	1,509.20	4	HUNTINGTON	WV
HAMRICK TERRY C	515.25	1	INWOOD	WV
HARLOW STACY LLC	9,349.60	27	PARKERSBURG	WV
HARRIS REBECCA R	780.10	2	KINGWOOD	WV
HARRIS RENEE L MS PLLC	675.00	1	WESTERNPORT	MD
HARVEY DANNY A	511.69	1	BECKLEY	WV
HEART TO HEART COUNSELING	225.00	1	SHEPHERDSTOWN	WV
HEARTLAND FORENSIC PATHOLOGY LLC	3,425.00	2	KANSAS CITY	MO
HENDERSHOT PROCESS SERVING & INVESTIGATIONS	12,474.68	21	PARKERSBURG	WV
HERRON-RICE TRACY P	4,847.15	9	MARTINSBURG	WV
HURLEY MARY K	1,305.15	4	MARTINSBURG	WV
INTL MEDICAL LEGAL FORENSIC EXPERTS LLC	15,991.93	1	HUNTSVILLE	AL
INVESTIGATION DIVISION INC	7,647.42	10	VOLGA	WV
* INVESTIGATIVE ASSOCIATES INC	9,885.78	27	PARKERSBURG	WV
JAMES RICHARD L PI	1,741.95	2	CROSS LANES	WV
* JONES INVESTIGATIONS	9,322.00	14	BLUEFIELD	WV
KEEFER KATHERINE OKLA PHD PC	5,562.50	1	FARMINGTON HILLS	MI
KELLEY SHAMELLE D	1,381.10	2	CHARLESTON	WV
KESSIS THEODORE D	1,687.50	1	COLUMBUS	OH
KING KAREN D	594.45	2	MILTON	WV
KLM INVESTIGATIONS	4,677.47	9	WILLIAMSTOWN	WV
KRADEL PAUL F	29,400.00	7	SHEPHERDSTOWN	WV
KRIEG FRED JAY PHD & ASSOCIATES PLLC	17,600.00	10	YEADON	PA
KRM COURT REPORTING	1,443.75	1	BECKLEY	WV
LABORATORY CORP OF AMERICA HOLDINGS	3,750.00	1	BURLINGTON	NC
LANDES SUSAN M	250.25	1	KEYSER	WV
* LANE DANNY INC	29,004.47	8	HUNTINGTON	WV
LAUREL RIDGE PSYCHOLOGICAL ASSOC	7,770.00	5	PRINCETON	WV
LAW-SCIENCE TECHNOLOGIES INC	1,968.75	4	WEST MILTON	OH
LEGAL SCIENCE	10,751.79	1	CHARLESTON	WV
LUNSFORD WILLIAM G	287.60	1	MILTON	WV
MACKENZIE GROUP LLC	20,604.73	3	SEARCY	AR
MALTASE FIRE INVESTIGATION	1,205.00	1	MORGANTOWN	WV

**WEST VIRGINIA PUBLIC DEFENDER SERVICES
 APPOINTED COUNSEL FEES AND EXPENSES PAID
 ALPHABETICAL ORDER
 Appointed Counsel and Direct Expenses Separate**

PAYEE	TOTAL \$	# OF CLAIMS	OFFICE LOCATION	
MARANATHA PROFESSIONAL SERVICES	3,476.33	1	DANIELS	WV
MCBRIDE THOMAS L	224.69	1	EAST LYNN	WV
MCCLELLAND SERVICES	143.46	1	SHADY SPRING	WV
MCCULLOUGH PSYCHOLOGICAL SERVICE	1,000.00	1	WORTHINGTON	WV
MDSTRESKI LLC	475.00	1	WHEELING	WV
MENTAL HEALTH SERVICES OF MOOREFIELD	1,800.00	1	MOOREFIELD	WV
MERCY LIFE CENTER CORP DBA MERCY BEHAVIORAL HEALTH	5,500.00	2	PITTSBURGH	PA
MINOR JOHN B	2,537.50	1	ODESSA	TX
MOBILE SUPPORT INVESTIGATIONS	3,729.00	1	CHARLESTON	WV
MOUNTAIN STATE PSYCHOLOGICAL SERVICES PLLC	1,650.00	2	KEYSER	WV
NOVELLO JOSEPH R MD & ASSOCIATES	31,563.88	2	WASHINGTON	DC
PANHANDLE ACCIDENT RECONSTRUCTION	3,426.51	3	MARTINSBURG	WV
PANHANDLE PRINTING & DESIGN LLC	780.98	1	MARTINSBURG	WV
PATTERSON REPORTING	1,951.95	2	HARPERS FERRY	WV
PEARSE RONALD D ED D	1,350.00	2	FAIRMONT	WV
PETERS LARRY A INC	20,293.37	14	WINCHESTER	VA
PRINCETON COMMUNITY HOSPITAL ASSOCIATION INC.	361.60	1	PRINCETON	WV
PRINCETON RESCUE SQUAD INC	253.00	1	PRINCETON	WV
PSYCH SERVICES OF ROANE CO INC	200.00	1	SPENCER	WV
PSYCHOLOGICAL CONSULTING INC	16,325.00	12	MARTINSBURG	WV
RALEIGH PSYCHIATRIC SERVICES INC	350.00	1	BECKLEY	WV
RINI GARY A	9,000.00	1	NORTH OLMSTED	OH
RITTENHOUSE RONNI	1,500.00	1	WHEELING	WV
ROTOLO SUZANNE L	1,425.00	1	LEESBURG	VA
SAAR PSYCHOLOGICAL GROUP PLLC	8,250.00	6	SOUTH CHARLESTON	WV
*SELBY EPPERLY & ASSOCIATES	9,150.00	1	HURRICANE	WV
SENECA HEALTH SERVICES	230.00	1	SUMMERSVILLE	WV
SENSEI ENTERPRISES INC	8,300.75	1	FAIRFAX	VA
SHOEMAKER DIANA M	53.00	1	OLD FIELDS	WV
SLAYDEN CATHERINE A	2,167.85	4	MARTINSBURG	WV
SMITH GREGORY V	21,002.86	4	MARTINSBURG	WV
SMITH JACKIE	4,548.55	8	FREDERICK	MD
SPAULDING PSYCHOLOGICAL SERVICES PLLC	600.00	1	HARRISVILLE	WV
SPECIAL SECURITY SERVICES LLC	21,408.97	9	BAKER	WV
SPRINT	740.00	1	KANSAS CITY	MO
STANLEY PERRY G EDD NCCE	5,800.00	2	WHEELING	WV
STEVENS PRIVATE INVESTIGATIONS & SECURITY	300.00	1	LOGAN	WV
STEWART ROBERT D	2,819.11	7	PINEVILLE	WV
STYERS GERALD R	6,497.43	2	REEDSVILLE	PA
SUTTON T PAULETTE	1,812.50	1	MEMPHIS	TN
TERANGO INVESTIGATIONS INC	1,052.73	1	STONEWOOD	WV
THOMSON REUTERS EXPERT WITNESS SERVICES	9,518.75	2	CHICAGO	IL
TONG DEAN	1,150.00	1	BRANDON	FL
TOTAL PROTECTION SERVICES	1,629.58	1	HARDY	KY
TRAINOR GREGORY E MA & ASSOC	1,437.50	1	KEYSER	WV
TRI S INVESTIGATIONS INC	151,073.28	314	PARKERSBURG	WV
UNITED SUMMIT CENTER INC	250.00	1	CLARKSBURG	WV
UNIV PHYSICIANS & SURGEONS	350.00	1	HUNTINGTON	WV
UNIVERSITY HEALTH ASSOCIATES	16,212.50	7	MORGANTOWN	WV
VAUGHAN INVESTIGATIONS	41,702.60	61	BRADLEY	WV
VESEL FRANK J	1,830.95	3	PARKERSBURG	WV

**WEST VIRGINIA PUBLIC DEFENDER SERVICES
 APPOINTED COUNSEL FEES AND EXPENSES PAID
 ALPHABETICAL ORDER
 Appointed Counsel and Direct Expenses Separate**

PAYEE	TOTAL \$	# OF CLAIMS	OFFICE LOCATION	
VETERAN REPORTERS INC	1,025.00	1	STEPHENSON	VA
WARSHAW ENGINEERING	2,000.00	1	CATONSVILLE	MD
WATSON WENDI L	360.95	1	SHEPHERDSTOWN	WV
WECHT CYRIL H & PATHOLOGY ASSOCIATES INC	10,000.00	2	PITTSBURGH	PA
WESTBROOK HEALTH SERVICES INC	632.20	1	PARKERSBURG	WV
WINDOM DEBRA M	904.75	1	MIDDLEBOURNE	WV
WOLFE PARALEGAL SERVICES LLC	2,903.42	3	HUNTINGTON	WV
WOODS INVESTIGATIONS	29,050.03	36	BECKLEY	WV
WOODS RONALD D	558.14	1	MOUNT CLAIRE	WV
WYCHERLEY DENISE A	1,450.00	1	WHEELING	WV
YOUNG JEFFREY STEPHEN	400.00	1	CHARLESTON	WV
YOUNG SHERI K	277.20	1	MOUNT NEBO	WV
ZEDA MEDICAL LLC	766.67	1	MCLEAN	VA
DIRECT EXPENSES TOTAL	1,042,445.17	993		
GRAND TOTAL	25,232,412.09	34,086		

APPENDIX E: HISTORICAL OVERVIEW OF KEY STATISTICAL INDICATORS

PUBLIC DEFENDER SERVICES
Historical Overview of Key Statistical Indicators

APPOINTED COUNSEL	FY 2013	FY 2012	FY 2011	FY 2010	FY 2009	FY 2008
Amount Paid in Claims	\$25,232,412.09	\$21,960,493.86	\$26,301,225.60	\$33,327,743.78	\$20,513,711.19	\$22,775,831.90
Total Claims Paid (w/o Supp. & Direct)	32,007	27,402	32,250	45,283	23,637	28,131
Total Hours Paid	475,503.6	415,336.0	502,934.0	631,737.0	384,564.0	422,423.0
Percent In Court	15.24%	15.09%	15.01%	15.44%	16.46%	16.76%
Percent Out of Court	84.76%	84.91%	84.99%	84.56%	83.54%	83.24%
Average Cost Per Claim	\$788.34	\$801.42	\$815.54	\$735.99	\$867.86	\$809.63
Average Total Cost Per Hour	\$53.06	\$52.87	\$52.30	\$52.76	\$53.34	\$53.92
PUBLIC DEFENDER CORPORATIONS	FY 2013	FY 2012	FY 2011	FY 2010	FY 2009	FY 2008
Disbursements for Public Def. Corps.	\$15,376,320.00	\$19,695,724.82	\$18,417,158.00	\$16,965,243.42	\$16,926,070.25	\$13,656,719.00
Total Cases Closed	32,740	41,897	33,544	30,939	35,354	32,714
Total Hours (w/o Admin. Time)	184,078.1	189,199.9	185,322.6	178,216.8	180,647.3	174,412.5
Percent In Court	27.40%	27.43%	26.71%	27.72%	28.64%	28.69%
Percent Out of Court	71.90%	71.94%	72.77%	71.92%	71.36%	71.31%
Average Cost Per Closed Case**	\$469.65	\$470.10	\$549.05	\$548.34	\$478.76	\$417.46
Average Total Cost Per Hour	\$83.53	\$104.10	\$99.38	\$95.19	\$93.70	\$78.30

*Drug Court is not considered as it represents less than 1% of time starting in FY 2010.

**Average Cost Per Closed Case was recalculated for FY 2011 to reflect a more accurate figure.

As this agency is reviewing metrics to better illustrate how funds are distributed among appointed counsel, service providers. And and public defender corporations, the key indicators above provide a better basis of comparison between the appointed counsel and the public defender corporations. Moreover, it is our intention to develop a more comprehensive method of analysis that is more reliable and has greater validity.