


WEST VIRGINIA PUBLIC DEFENDER SERVICES

ANNUAL REPORT
FISCAL YEAR 1996-1997



JOHN A. ROGERS
EXECUTIVE DIRECTOR

WEST VIRGINIA PUBLIC DEFENDER SERVICES

ANNUAL REPORT
FISCAL YEAR 1996-1997

**JOHN A. ROGERS
EXECUTIVE DIRECTOR**

Table of Contents

Introduction	1
Appointed Counsel System	1
The Public Defender Corporation System	2
The Criminal Law Research Center	4
The Central Office	5
Employee Listing	7
Financial Data	8
Statistical Information	14
Appointed Counsel	15
Public Defender Corporations	16
Appendix A: Appointed Counsel Statistical Information	17
Summary Report	18
Appointed Counsel Claims Paid	26
Appointed Counsel Hours Paid	34
Appointed Counsel Fees Paid	42
Appointed Counsel Expenses Paid	50
Appointed Counsel Hours In Court/Out of Court Paid	58
Direct Expense Claims Paid	66
Appendix B: Public Defender Corporations Statistical Information	74
Boards of Directors Chairpersons	75
Cash Disbursements to Corporations	77
Public Defender Hours Worked	78
Public Defender Hours Worked by Case Type	84
Public Defender Cases Represented Pending, Opened and Closed ..	91
Appendix C: Appointed Counsel/Public Defender Comparisons	96
Appendix D: Appointed Counsel Index Payee Totals for 96/97	106

Introduction

Pursuant to the requirements of West Virginia Code §5-1-20, Public Defender Services, an agency of the Executive Branch, submits this report for fiscal year 1996-1997 to his Excellency, Governor Cecil Underwood and to the West Virginia Legislature. This report describes the agency's activities during fiscal year 1996-1997.

Public Defender Services, originally Public Legal Services Council, was established July 1, 1981, by WV Code §29-21-1, et seq., and given the responsibility for administering the provision of legal representation to indigent persons as required by the Sixth Amendment to the United States Constitution and by Article III, Section 14 of the West Virginia Constitution. The Executive Director, appointed by the Governor, by and with the advice and consent of the West Virginia Senate, is responsible for the administration of the appointed counsel system; the Public Defender Corporation system; the Public Defender Services appellate division; and the Criminal Law Research Center within Public Defender Services.

Appointed Counsel System

The appointed counsel system operates in all 55 counties of West Virginia. Approximately 800 appointed counsel and service providers are reimbursed annually by Public Defender Services for fees and expenses incurred in the representation of indigents in criminal matters.

In December, 1987, Millard Jewell, a Mingo County attorney whose case load was composed of 30 percent appointed cases, filed suit in the West Virginia Supreme Court. The Court appointed a Special Master and evidentiary hearings were held at three locations in the state. In July, 1989, the Court found certain aspects of the indigent defense system unconstitutional. The Court required the Legislature to increase appointed counsel rates from \$20/\$25 per hour to \$45/\$65 per hour, and to raise the fee cap to \$3,000. During the 1990 Regular Session of the Legislature, these mandates were enacted into WV Code §29-21-13a and became effective July 1, 1990. This action more than doubled the costs of the appointed counsel system.

Using appropriated, re-appropriated, and supplemental funds for fiscal year 1996-1997, Public Defender Services processed over **\$10,052,871** in payments for **18,414** claims by appointed counsel and other providers. Because all funds were exhausted, these figures represent only 8 months of invoice processing. Unpaid claims were estimated to total **\$4.5 to \$5** million dollars. The average hourly appointed counsel cost was **\$53.10** and the average appointed counsel cost per claim was **\$545.93**. Full appointed counsel statistical information on these figures and others are found in **Appendix A**.

The Public Defender Corporation System

The Public Defender Corporation system is an efficient, cost-effective alternative to the appointed counsel system. Defenders are specialists in criminal law who do not need to research issues as often as private counsel who only occasionally do criminal work. Each office operates as a non-profit legal corporation with its own board of directors. Each Corporation receives all its funding from Public Defender Services.

Prior to fiscal year 1990-1991, Public Defender Corporation offices operated in the 2nd, 10th, 23rd/31st (combined), and 28th Judicial Circuits. During fiscal year 1989-1990, the 1st, 8th, 12th, 13th, and 30th Circuits opened Public Defender offices. In fiscal year 1990-1991, the 7th and 9th Circuit offices opened. In fiscal year 1993-1994, the 15th Circuit office opened. In fiscal year 1994-1995, the 6th and 24th Circuit offices opened. And, in fiscal year 1995-1996, the 5th Circuit offices opened. The 1st Circuit offices are located in Wheeling and Weirton; the 2nd Circuit, in Moundsville; the 5th Circuit, in Ripley and Spencer; the 6th Circuit, in Huntington; the 7th Circuit, in Logan; the 8th Circuit, in Welch; the 9th Circuit, in Princeton; the 10th Circuit, in Beckley; the 12th Circuit, in Fayetteville; the 13th Circuit, in Charleston; the 15th Circuit, in Clarksburg; the 23rd Circuit, in Martinsburg and Charles Town; the 24th Circuit, in Wayne; the 28th Circuit, in Summersville; and the 30th Circuit, in Williamson. When fully staffed, the system employs 102 attorneys and 57 staff employees. **Figure PD-1** shows the circuits and counties that currently hold Public Defender Corporations

During fiscal year 1996-1997, the Corporations provided representation in **38,299** judicial proceedings; pursuant to their contracts, Public Defender Corporations received **\$7,581,417** in grants from Public Defender Services. The average hourly cost was **\$44.33** and the average cost per case was **\$197.95**. Full Public Defender statistical, grant, and board composition information can be found in **Appendix B**.

The Criminal Law Research Center

The Criminal Law Research Center of Public Defender Services is statutorily charged with the responsibility, *inter alia*, of publishing legal materials useful to West Virginia's criminal law practitioners. The Center's first publication was the Criminal Law Digest (formerly the Criminal Law Index). Six hundred eighty copies of Volume I of the Digest, 550 copies of Volume II, 500 copies of Volume III, 380 copies of Volume IV, 300 copies of Volume V, 300 copies of volume VI, and 140 copies of the supplement to Volume VI have been sold to West Virginia's relatively small defense bar. The Digest has been purchased by private practitioners, prosecuting attorneys, Circuit Judges, Magistrates, the Supreme Court, law enforcement agencies, the Department of Corrections, inmates of the state's correctional institutions, as well as many state/national universities and law schools. Over 525 copies of a set of forms incorporating basic motions have been sold.

In FY 1981-1982, the Research Center received a grant from the Governor's Committee on Crime, Delinquency and Corrections. The grant was used to hire three West Virginia University Law School students whose research during the summer of 1982 formed the basis for the first Digest. The proceeds from the sale of the Digest were sufficient to hire three law students for the summer of 1983. Their work is being used as the basis for a comprehensive set of form jury instructions for use in criminal cases. The first edition of those instructions sold over 250 copies. The second edition has sold over 250 copies, the third edition has sold over 200 copies, and the fourth edition has sold over 150 copies.

Fulfilling its statutory responsibility to conduct legal training programs, PDS' first criminal Trial Advocacy Workshop was held in August, 1985. This workshop brought intensive, small group, video-critiqued advocacy skills training within the reach of West Virginia's indigent defense bar. The workshop offered attorneys an opportunity to significantly improve their skills and was attended by 38 practitioners. Most of the workshop's cost was paid from the sale of publications.

The Center has sponsored the following one-day CLE programs: June, 1986 - Plea Negotiations and Sentencing, Parkersburg; October, 1986 - Juvenile Delinquency Proceedings, Oak Hill; April, 1987 - Child Sexual Abuse Law Seminar, Wheeling; March, 1988 - DNA Testing, Charleston; and, August, 1988 - Seminar on Effective Communication in the Courtroom, Morgantown. Due to recent reductions in staff, no more seminars are planned but video tapes of the seminars already held are still available. In addition, the United States Supreme Court Digest (formerly the United States Supreme Court Index) has been discontinued due to staff reductions. This Digest had sold more than 150 volumes when discontinued.

The Central Office

The central office is composed of only eight persons, including the Executive Director. Four persons, date stamp in-coming mail, answer telephones, review vouchers, record voucher data and file vouchers. One person, the Accountant, keeps track of all dollars spent for both Public Defender Corporations and private appointed counsel, as well as reviews each voucher prior to payment. The Accountant is also responsible for production of federal IRS Form 1099 reports for the approximately 800 service providers paid by voucher.

One paralegal assists with the production and sale of all Research Center publications and serves as a "help desk" for case management software in Public Defender offices.

The Executive Director and Administrative Officer maintain all internal office functions; interact with all Public Defender Corporation Board members and staff; collect

and analyze Public Defender data; respond to Executive, Legislative, Judicial and lay public inquiries; and do long-term strategic and logistical planning for the entire system. An Employee Listing and Public Defender Services Financial Data follow this page.

**WEST VIRGINIA PUBLIC DEFENDER SERVICES
EMPLOYEE LISTING
AS OF JUNE 30, 1997**

JOHN A. ROGERS	EXECUTIVE DIRECTOR
KELLIE CARPER	ADMINISTRATIVE MANAGER
MARJORIE KITTY WILSON	ACCOUNTANT
SHEILA COUGHLIN	OFFICE ASSISTANT
TERESA SIDERS	OFFICE ASSISTANT
REBECCA HENDERSON	ACCOUNTING ASSISTANT
LEOLA BATEMAN	ACCOUNTING ASSISTANT
FRANK W. HELVEY, JR.	DIR. OF APPELLATE ADVOCACY*
IRIS BRISENDINE	PARALEGAL

***Director of Appellate Advocacy retired in August, 1997.**

**PUBLIC DEFENDER SERVICES
FINANCIAL DATA**

**SUMMARY OF APPROPRIATIONS, EXPENDITURES, AND FUND BALANCES BY ACTIVITY FOR FUND 0226-1997-0221
 FOR THE PERIOD JULY 1, 1996 TO JUNE 30, 1997**

TOTAL APPROPRIATIONS	001	004	010	099	127	REAPPROP.	TOTAL
97 APPROPRIATIONS	\$241,747.00	\$3,950.00	\$77,737.00	\$101,455.00	\$17,610,905.00	\$0.00	\$18,035,794.00
REAPPROPRIATIONS	\$0.00	\$0.00	\$0.00	\$0.00	\$0.00	\$23,293.34	\$23,293.34
TOTAL FUND APPROPRIATIONS	\$241,747.00	\$3,950.00	\$77,737.00	\$101,455.00	\$17,610,905.00	\$23,293.34	\$18,059,087.34
TOTAL EXPENDITURES							
PERSONAL SERVICES:							
Personal Services	\$241,204.94	\$0.00	\$0.00	\$0.00	\$0.00	\$0.00	\$241,204.94
Annual Increment	\$0.00	\$3,950.00	\$0.00	\$0.00	\$0.00	\$0.00	\$3,950.00
Total Personal Services	\$241,204.94	\$3,950.00	\$0.00	\$0.00	\$0.00	\$0.00	\$245,154.94
EMPLOYEE BENEFITS:							
PERS/PEIA Adm Fees	\$0.00	\$0.00	\$1,653.75	\$0.00	\$0.00	\$0.00	\$1,653.75
FICA	\$0.00	\$0.00	\$18,462.53	\$0.00	\$0.00	\$0.00	\$18,462.53
Public Emp Insurance	\$0.00	\$0.00	\$31,324.53	\$0.00	\$0.00	\$0.00	\$31,324.53
Unemployment Comp	\$0.00	\$0.00	\$2,268.75	\$0.00	\$0.00	\$0.00	\$2,268.75
Workers Comp	\$0.00	\$0.00	\$36.36	\$0.00	\$0.00	\$0.00	\$36.36
Pension & Retirement	\$0.00	\$0.00	\$23,149.15	\$0.00	\$0.00	\$0.00	\$23,149.15
Total Benefits	\$0.00	\$0.00	\$76,895.07	\$0.00	\$0.00	\$0.00	\$76,895.07
CURRENT EXPENSES:							
020 Office Expense	\$0.00	\$0.00	\$0.00	\$16,081.81	\$0.00	\$1,011.45	\$20,023.26
021 Printing & Binding	\$0.00	\$0.00	\$0.00	\$5,613.90	\$0.00	\$1,731.25	\$7,345.15
022 Rental Expense	\$0.00	\$0.00	\$0.00	\$25,040.04	\$0.00	\$0.00	\$25,040.04
023 Utilities	\$0.00	\$0.00	\$0.00	\$543.75	\$0.00	\$37.50	\$581.25

	001	004	010	099	127	REAPPROP.	TOTAL
024 Telecommunications	\$0.00	\$0.00	\$0.00	\$3,530.81	\$0.00	\$703.46	\$4,234.27
025 Contractual & Professional	\$0.00	\$0.00	\$0.00	\$943.14	\$17,610,903.00	\$1,935.91	\$17,613,782.05
026 Travel	\$0.00	\$0.00	\$0.00	\$1,748.67	\$0.00	\$511.97	\$2,260.64
027 IS&C/WVNET	\$0.00	\$0.00	\$0.00	\$6,889.30	\$0.00	\$1,622.55	\$8,511.85
030 Rental (Machines & Misc)	\$0.00	\$0.00	\$0.00	\$0.00	\$0.00	\$0.00	\$0.00
031 Assoc Dues & Prof Memb	\$0.00	\$0.00	\$0.00	\$0.00	\$0.00	\$0.00	\$0.00
032 Fire Auto Bond & Other Ins	\$0.00	\$0.00	\$0.00	\$0.00	\$0.00	\$0.00	\$0.00
035 Advertising	\$0.00	\$0.00	\$0.00	\$0.00	\$0.00	\$0.00	\$0.00
038 Maintenance Contracts	\$0.00	\$0.00	\$0.00	\$1,447.50	\$0.00	\$361.85	\$1,809.35
042 Hospitality	\$0.00	\$0.00	\$0.00	\$301.63	\$0.00	\$0.00	\$301.63
051 Miscellaneous	\$0.00	\$0.00	\$0.00	\$261.10	\$0.00	\$0.00	\$261.10
052 Training & Development	\$0.00	\$0.00	\$0.00	\$5,512.50	\$0.00	\$686.82	\$6,199.32
053 Postal & Freight	\$0.00	\$0.00	\$0.00	\$11,442.43	\$0.00	\$0.00	\$11,442.43
054 Computer Supplies	\$0.00	\$0.00	\$0.00	\$378.08	\$0.00	\$0.00	\$378.08
055 Credit Card Purchases-Supplies	\$0.00	\$0.00	\$0.00	\$0.00	\$0.00	\$0.00	\$0.00
Total Current Expenses	\$0.00	\$0.00	\$0.00	\$79,734.66	\$17,610,903.00	\$11,532.76	\$17,702,170.42
REPAIRS & ALTERATIONS:							
060 Labor	\$0.00	\$0.00	\$0.00	\$0.00	\$0.00	\$0.00	\$0.00
061 Office & Comm Equipmt Repairs	\$0.00	\$0.00	\$0.00	\$690.00	\$0.00	\$0.00	\$690.00
063 Bldg Repairs & Alterations	\$0.00	\$0.00	\$0.00	\$0.00	\$0.00	\$0.00	\$0.00
064 Building Repairs	\$0.00	\$0.00	\$0.00	\$0.00	\$0.00	\$1,097.66	\$1,097.66
065 Other Repairs	\$0.00	\$0.00	\$0.00	\$0.00	\$0.00	\$0.00	\$0.00
Total Repairs & Alterations	\$0.00	\$0.00	\$0.00	\$690.00	\$0.00	\$1,097.66	\$1,787.66

EQUIPMENT	001	004	010	099	127	REAPPROP.	TOTAL
070 Office & Comm Equipment	\$0.00	\$0.00	\$0.00	\$0.00	\$0.00	\$0.00	\$0.00
077 Books & Periodicals	\$0.00	\$0.00	\$0.00	\$1,468.37	\$0.00	\$50.25	\$1,518.62
078 Other Equipment	\$0.00	\$0.00	\$0.00	\$1,900.28	\$0.00	\$877.95	\$2,778.23
170 Computer Equipment	\$0.00	\$0.00	\$0.00	\$2,768.00	\$0.00	\$2,638.00	\$5,406.00
171 Computer Software	\$0.00	\$0.00	\$0.00	\$0.00	\$0.00	\$4,473.00	\$4,473.00
Total Equipment	\$0.00	\$0.00	\$0.00	\$6,136.65	\$0.00	\$8,039.20	\$14,175.85
TOTAL FUND EXPENDITURES	\$241,204.94	\$3,950.00	\$76,895.07	\$86,561.31	\$17,610,903.00	\$20,669.62	\$18,040,183.94
FUND BALANCE	\$542.06	\$0.00	\$841.93	\$14,893.69	\$2.00	\$2,623.72	\$18,903.40

Amounts shown in Total Expenditures in columns 127 and Reappropriations (025) include deposits of \$14,041.33 representing monies collected and deposited from duplicate payments or overpayments to counsel and service providers. These amounts also include a supplemental appropriation of \$3.4 million given by the Legislature.

*West Virginia Public Defender Services
Statement of Revenues, Expenditures
and Changes in Fund Balance
For the Period July 1, 1996 to June 30, 1997*

2420-1997-0221

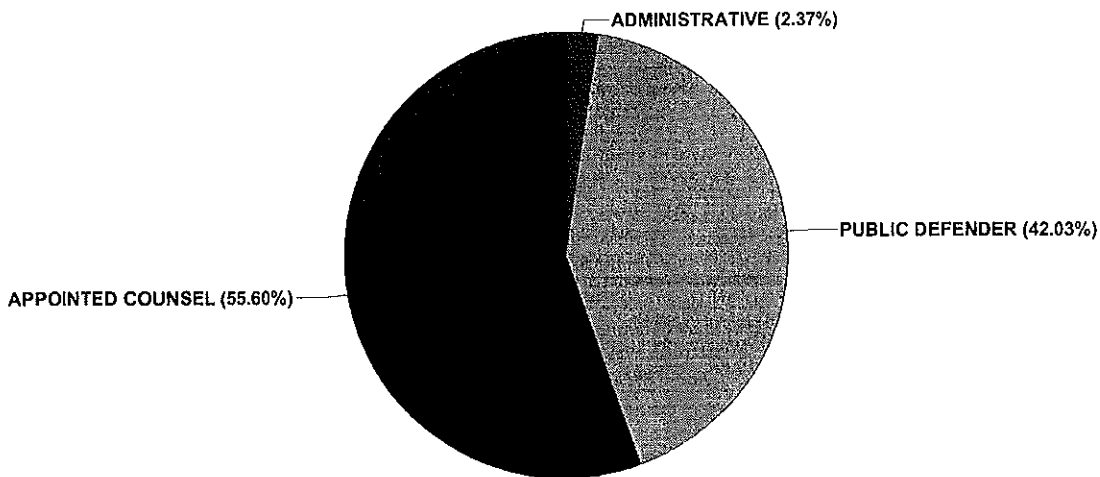
REVENUES		
Sales and Publications	<u>15923.88</u>	
TOTAL REVENUES		<u>\$15,923.88</u>
EXPENDITURES		
Hospitality	1376.52	
TOTAL EXPENDITURES		\$1,376.52
Revenues Over (under) Expenditures		\$14,547.36
Fund Balance Beginning of Period		\$26,290.86
Fund Balance, June 30, 1997		<u><u>\$40,838.22</u></u>

2421-1997-0221

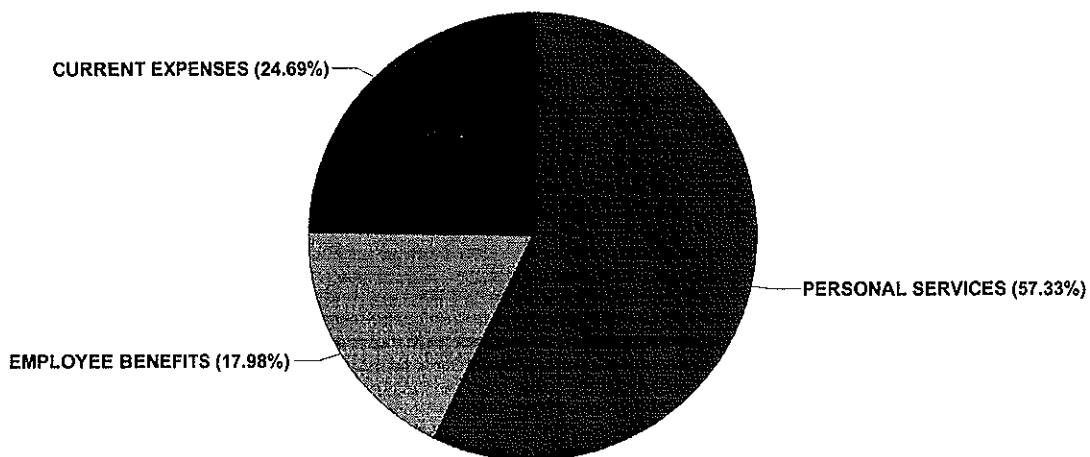
Fund Balance Beginning of Period		\$63.30
Add: Consumer Sales Collections	524.32	
Less: Remittance of Taxes	581.62	
Fund Balance, June 30, 1997		<u><u>\$6.00</u></u>

WV PUBLIC DEFENDER SERVICES TOTAL FUND EXPENDITURES FY 1996/1997

TOTAL EXPENDITURES BY PROGRAM



TOTAL ADMINISTRATIVE EXPENSES



**APPOINTED COUNSEL AND PUBLIC DEFENDER
STATISTICAL INFORMATION**

**WV PUBLIC DEFENDER SERVICES
STATISTICAL REPORT
APPOINTED COUNSEL FY 1996/1997**

Total Number of Claims Paid	18,414
Total Number of Direct Expense Claims Paid	369
Total Number of Hours	189,312
Total Amount Paid in Claims	\$10,052,871.80
Total Fees Paid to Counsel	\$9,266,239.25
Total Expenses Paid	\$786,632.55
Average Total Cost Per Claim	\$545.93
Average Counsel Fee Per Claim	\$503.21
Average Expenses Per Claim	\$42.71
Percent of Total Claims Attributable to Fees	92%
Percent of Total Claims Attributable to Expenses	8%
Average Total Cost Per Hour	\$53.10
Total Hours In-Court	37,824.31
Total Hours Out-of-Court	151,487.88
Percent of Total Hours In-Court	19.98%
Percent of Total Hours Out-of-Court	80.02%

NOTE: PDS exhausted funds after 8 months. Figures represent payments made from July 1, 1996 to March 1, 1997

**WV PUBLIC DEFENDER SERVICES
STATISTICAL REPORT
PUBLIC DEFENDER CORPORATIONS FY 1996/1997**

Total Number of Cases Pending July 1, 1996	11,908
Total Number of Cases Opened	26,391
Total Number of Cases Closed	22,248
Total Number of Cases Represented	38,299
Total Number of Hours Worked	171,020
Total Amount Disbursed to Corporations	\$7,581,417.25
Average Total Cost Per Case	\$197.95
Average Total Cost Per Hour	\$44.33

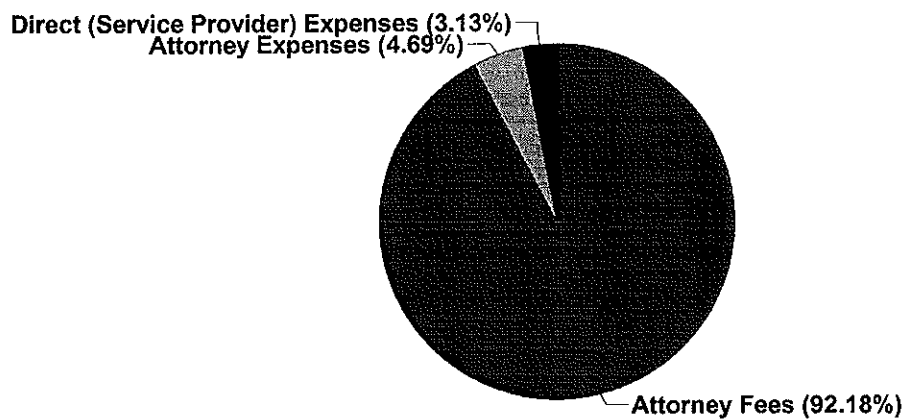
**APPENDIX A:
APPOINTED COUNSEL
STATISTICAL INFORMATION**

**APPOINTED COUNSEL SUMMARY REPORT
BY CIRCUIT**

Appointed Counsel Dollars for FY 1997

	Dollars
Attorney Fees	\$9,266,239.25
Attorney Expenses	\$471,810.94
Direct (Service Provider) Expenses	\$314,821.61
Total Dollars Spent	\$10,052,871.80

Appointed Counsel Dollars Spent FY 1997



**WV PUBLIC DEFENDER SERVICES
 SUMMARY REPORT FOR ATTORNEY HOURS/FEE/EXPENSES FY 1997**

CIRCUIT/ COUNTY	ATTORNEY TOTAL		ATTORNEY FEE		ATTORNEY EXPENSE		DIRECT EXPENSE		GRAND TOTAL
	HOURS	AMOUNT IN \$	AMOUNT IN \$	AMOUNT IN \$	AMOUNT IN \$	AMOUNT IN \$	TOTAL IN \$		
1ST CIRCUIT									
BROOKE	1367.00	64142.00	3177.85	849.50	4027.35	\$68,169.35			
HANCOCK	1621.00	78293.00	3920.89	3067.23	6988.12	\$85,281.12			
OHIO	4600.87	221185.00	11552.69	2582.06	14134.75	\$235,319.75			
CIRCUIT TOTAL	7588.87	363620.00	18651.43	6498.79	25150.22	\$388,770.22			
2ND CIRCUIT									
MARSHALL	1632.70	78569.50	1824.61	236.00	2060.61	\$80,630.11			
TYLER	250.50	12528.50	378.04	0.00	378.04	\$12,906.54			
WETZEL	696.10	33602.50	878.25	0.00	878.25	\$34,480.75			
CIRCUIT TOTAL	2579.30	124700.50	3080.90	236.00	3316.90	\$128,017.40			
3RD CIRCUIT									
DODDRIDGE	682.50	33246.50	1943.58	0.00	1943.58	\$35,190.08			
PLEASANTS	940.98	45656.00	3009.75	1520.00	4529.75	\$50,185.75			
RITCHIE	1581.30	77736.50	7143.80	3567.85	10711.65	\$88,448.15			
CIRCUIT TOTAL	3204.78	156639.00	12097.13	5087.85	17184.98	\$173,823.98			
4TH CIRCUIT									
WIRT	726.50	35246.50	2362.11	5078.96	7441.07	\$42,687.57			
WOOD	16252.72	794446.50	53552.99	49919.99	103472.98	\$897,919.48			
CIRCUIT TOTAL	16979.22	829693.00	55915.10	54998.95	110914.05	\$940,607.05			

CIRCUIT/ COUNTY	ATTORNEY TOTAL		ATTORNEY FEE		ATTORNEY EXPENSE		DIRECT EXPENSE		GRAND TOTAL
	HOURS	AMOUNT IN \$	AMOUNT IN \$	AMOUNT IN \$	AMOUNT IN \$	AMOUNT IN \$	TOTAL IN \$		
5TH CIRCUIT									
CALHOUN	1031.60	54580.00	1660.81	2250.00	3910.81	\$58,490.81			
JACKSON	2810.86	145815.50	6438.49	1566.65	8005.14	\$153,820.64			
ROANE	1150.50	62456.50	2015.61	954.00	2969.61	\$65,426.11			
CIRCUIT TOTAL	4992.96	262852.00	10114.91	4770.65	14885.56	\$277,737.56			
6TH CIRCUIT									
CABELL	7261.12	370455.50	18095.94	5702.34	23798.28	\$394,253.78			
CIRCUIT TOTAL	7261.12	370455.50	18095.94	5702.34	23798.28	\$394,253.78			
7TH CIRCUIT									
LOGAN	3091.16	152158.00	4283.31	5571.61	9854.92	\$162,012.92			
CIRCUIT TOTAL	3091.16	152158.00	4283.31	5571.61	9854.92	\$162,012.92			
8TH CIRCUIT									
MCDOWELL	1899.90	92855.50	2392.46	6324.76	8717.22	\$101,572.72			
CIRCUIT TOTAL	1899.90	92855.50	2392.46	6324.76	8717.22	\$101,572.72			
9TH CIRCUIT									
MERCER	6368.73	307018.50	24215.35	6449.00	30664.35	\$337,682.85			
CIRCUIT TOTAL	6368.73	307018.50	24215.35	6449.00	30664.35	\$337,682.85			
10TH CIRCUIT									
RALEIGH	3137.40	151834.00	4197.10	3132.56	7329.66	\$159,163.66			
CIRCUIT TOTAL	3137.40	151834.00	4197.10	3132.56	7329.66	\$159,163.66			

CIRCUIT/ COUNTY	ATTORNEY TOTAL		ATTORNEY FEE		ATTORNEY EXPENSE		DIRECT EXPENSE		GRAND TOTAL
	HOURS	AMOUNT IN \$	AMOUNT IN \$	AMOUNT IN \$	AMOUNT IN \$	AMOUNT IN \$	TOTAL IN \$		
11TH CIRCUIT									
GREENBRIER	5221.66	252311.00	13841.88	5021.17	18863.05	\$271,174.05			
POCAHONTAS	1649.14	78835.50	4550.70	1389.25	5939.95	\$84,775.45			
CIRCUIT TOTAL	6870.80	331146.50	18392.58	6410.42	24803.00	\$355,949.50			
12TH CIRCUIT									
FAYETTE	2238.73	108699.00	6312.45	4675.26	10987.71	\$119,686.71			
CIRCUIT TOTAL	2238.73	108699.00	6312.45	4675.26	10987.71	\$119,686.71			
13TH CIRCUIT									
KANAWHA	26507.42	1299227.15	24948.75	60623.31	85572.06	\$1,384,799.21			
CIRCUIT TOTAL	26507.42	1299227.15	24948.75	60623.31	85572.06	\$1,384,799.21			
14TH CIRCUIT									
BRAXTON	1575.33	79734.00	7767.92	5077.59	12845.51	\$92,579.51			
CLAY	2018.50	104054.50	4755.85	3680.29	8436.14	\$112,490.64			
GILMER	786.71	39225.00	1387.80	0.00	1387.80	\$40,612.80			
WEBSTER	829.80	39937.00	2889.04	0.00	2889.04	\$42,826.04			
CIRCUIT TOTAL	5210.34	262950.50	16800.61	8757.88	25558.49	\$288,508.99			
15TH CIRCUIT									
HARRISON	5594.21	268172.60	17224.59	465.00	17689.59	\$285,862.19			
CIRCUIT TOTAL	5594.21	268172.60	17224.59	465.00	17689.59	\$285,862.19			

CIRCUIT/ COUNTY	ATTORNEY TOTAL		ATTORNEY FEE		ATTORNEY EXPENSE		DIRECT EXPENSE		GRAND TOTAL
	HOURS	AMOUNT IN \$	AMOUNT IN \$	AMOUNT IN \$	AMOUNT IN \$	AMOUNT IN \$	AMOUNT IN \$	TOTAL IN \$	
16TH CIRCUIT									
MARION	10898.07	521380.00	19268.32	8484.48	27752.80				\$549,132.80
CIRCUIT TOTAL	10898.07	521380.00	19268.32	8484.48	27752.80				\$549,132.80
17TH CIRCUIT									
MONONGALIA	7588.01	368453.00	7067.88	1522.08	8589.96				\$377,042.96
CIRCUIT TOTAL	7588.01	368453.00	7067.88	1522.08	8589.96				\$377,042.96
18TH CIRCUIT									
PRESTON	3769.06	180933.00	8792.67	3036.00	11828.67				\$192,761.67
CIRCUIT TOTAL	3769.06	180933.00	8792.67	3036.00	11828.67				\$192,761.67
19TH CIRCUIT									
BARBOUR	1121.40	54313.00	1408.33	0.00	1408.33				\$55,721.33
TAYLOR	1656.30	79001.50	5707.28	0.00	5707.28				\$84,708.78
CIRCUIT TOTAL	2777.70	133314.50	7115.61	0.00	7115.61				\$140,430.11
20TH CIRCUIT									
RANDOLPH	6285.58	295033.50	24289.82	14746.61	39036.43				\$334,069.93
CIRCUIT TOTAL	6285.58	295033.50	24289.82	14746.61	39036.43				\$334,069.93
21ST CIRCUIT									
GRANT	1123.50	54077.50	5258.12	700.00	5958.12				\$60,035.62
MINERAL	2966.80	142190.00	3666.22	3888.27	7554.49				\$149,744.49
TUCKER	553.94	26449.50	2220.79	0.00	2220.79				\$28,670.29
CIRCUIT TOTAL	4644.24	222717.00	11145.13	4588.27	15733.40				\$238,450.40

CIRCUIT/ COUNTY	ATTORNEY TOTAL		ATTORNEY FEE		ATTORNEY EXPENSE		DIRECT EXPENSE		GRAND TOTAL
	HOURS	AMOUNT IN \$	AMOUNT IN \$	AMOUNT IN \$	AMOUNT IN \$	AMOUNT IN \$	AMOUNT IN \$	TOTAL IN \$	
22ND CIRCUIT									
HAMPSHIRE	2670.37	131732.00	11662.29	9442.48	21104.77	\$152,836.77			
HARDY	2661.40	130091.00	5294.41	0.00	5294.41	\$135,385.41			
PENDLETON	783.50	37705.50	2630.24	1093.75	3723.99	\$41,429.49			
CIRCUIT TOTAL	6115.27	299528.50	19586.94	10536.23	30123.17	\$329,651.67			
23RD CIRCUIT									
BERKELEY	3750.84	185318.75	15982.46	5991.73	21974.19	\$207,292.94			
JEFFERSON	4321.40	215967.00	21469.81	697.50	22167.31	\$238,134.31			
MORGAN	1071.30	52890.50	3041.51	614.25	3655.76	\$56,546.26			
CIRCUIT TOTAL	9143.54	454176.25	40493.78	7303.48	47797.26	\$501,973.51			
24TH CIRCUIT									
WAYNE	1538.70	78637.50	2988.88	800.00	3788.88	\$82,426.38			
CIRCUIT TOTAL	1538.70	78637.50	2988.88	800.00	3788.88	\$82,426.38			
25TH CIRCUIT									
BOONE	3815.60	199629.50	1728.35	6940.95	8669.30	\$208,298.80			
LINCOLN	2756.70	137148.00	8642.49	15900.65	24543.14	\$161,691.14			
CIRCUIT TOTAL	6572.30	336777.50	10370.84	22841.60	33212.44	\$369,989.94			
26TH CIRCUIT									
LEWIS	3154.53	154815.50	9534.08	260.00	9794.08	\$164,609.58			
UPSHUR	3640.20	178265.00	11077.94	4472.06	15550.00	\$193,815.00			
CIRCUIT TOTAL	6794.73	333080.50	20612.02	4732.06	25344.08	\$358,424.58			

CIRCUIT/ COUNTY	ATTORNEY TOTAL		ATTORNEY FEE		ATTORNEY EXPENSE		DIRECT EXPENSE		GRAND TOTAL
	HOURS	AMOUNT IN \$	AMOUNT IN \$	AMOUNT IN \$	AMOUNT IN \$	AMOUNT IN \$	TOTAL IN \$		
27TH CIRCUIT									
WYOMING	3908.20	188269.00	4685.69	26561.81	31247.50	\$219,516.50			
CIRCUIT TOTAL	3908.20	188269.00	4685.69	26561.81	31247.50	\$219,516.50			
28TH CIRCUIT									
NICHOLAS	1938.80	94913.00	2862.26	794.50	3656.76	\$98,569.76			
CIRCUIT TOTAL	1938.80	94913.00	2862.26	794.50	3656.76	\$98,569.76			
29TH CIRCUIT									
MASON	3935.77	188935.50	8210.07	9844.17	18054.24	\$206,989.74			
PUTNAM	4294.48	216097.25	12755.81	11306.92	24062.73	\$240,159.98			
CIRCUIT TOTAL	8230.25	405032.75	20965.88	21151.09	42116.97	\$447,149.72			
30TH CIRCUIT									
MINGO	2271.90	111557.50	13171.76	6644.02	19815.78	\$131,373.28			
CIRCUIT TOTAL	2271.90	111557.50	13171.76	6644.02	19815.78	\$131,373.28			
31ST CIRCUIT									
MONROE	871.40	42456.50	2562.08	1375.00	3937.08	\$46,393.58			
SUMMERS	2439.50	117957.50	19108.77	0.00	19108.77	\$137,066.27			
CIRCUIT TOTAL	3310.90	160414.00	21670.85	1375.00	23045.85	\$183,459.85			
STATE TOTAL	189312.19	\$9,266,239.25	\$471,810.94	\$314,821.61	\$786,632.55	\$10,052,871.80			

**APPOINTED COUNSEL CLAIMS
BY CASE TYPE**

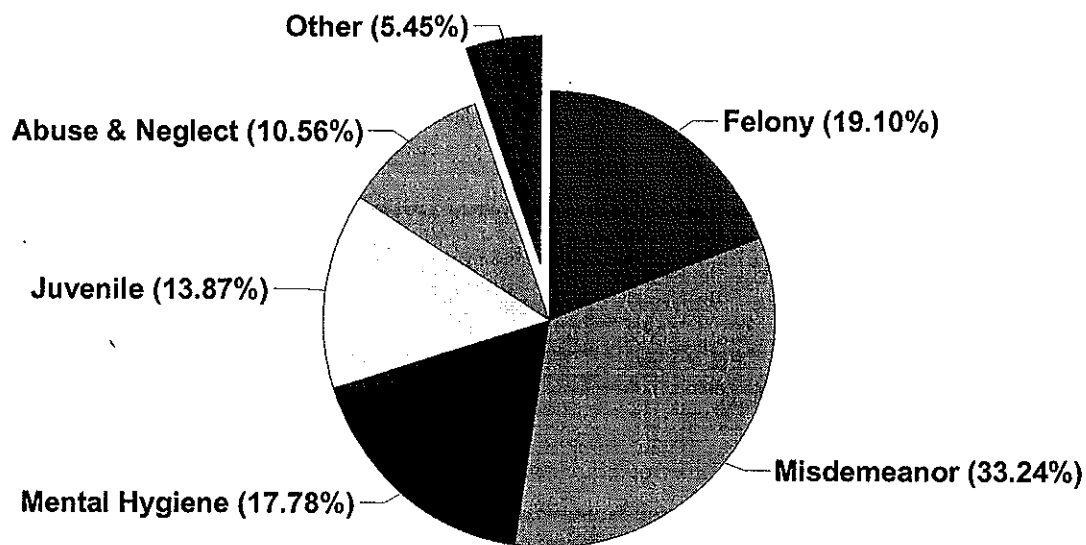
Appointed Counsel Claims Paid in FY 1997

Felony	3517
Misdemeanor	6121
Mental Hygiene	3274
Juvenile	2554
Abuse & Neglect	1945
Other	1003

Paternity, Parole/Probation Revoc., Habeas/SC; Extradition, and Contempt

Total Claims Paid	18414
--------------------------	-------

Appointed Counsel Claims Paid FY 1997 by Case Type



**WV PUBLIC DEFENDER SERVICES
 APPOINTED COUNSEL CLAIMS PAID BY CASE TYPE FY 1997**

CIRCUIT COUNTY	FELONY	MISDEMEAN.	MENTAL			PAROLE			HABEAS SC	OTHER	TOTAL CLAIMS
			HYGIENE	JUVENILE	PATERN.	PROBATION	TERMIN./ REVOCAT.	ABUSE			
1ST CIRCUIT											
BROOKE	23	6	13	5	0	1	9	2	1	60	
HANCOCK	24	9	25	8	0	0	19	1	2	88	
OHIO	35	82	5	32	1	4	88	4	2	253	
TOTAL	82	97	43	45	1	5	116	7	5	401	
2ND CIRCUIT											
MARSHALL	38	49	25	9	0	0	6	3	1	131	
TYLER	2	4	1	13	0	0	10	0	1	31	
WETZEL	9	4	5	17	0	0	9	1	1	46	
TOTAL	49	57	31	39	0	0	25	4	3	208	
3RD CIRCUIT											
DODDRIDGE	9	36	2	5	0	0	0	0	2	54	
PLEASANTS	17	45	31	4	0	2	0	1	3	103	
RITCHIE	26	68	8	15	1	4	15	1	2	140	
TOTAL	52	149	41	24	1	6	15	2	7	297	
4TH CIRCUIT											
WIRT	11	30	0	5	1	2	14	0	5	68	
WOOD	271	693	154	182	3	25	136	16	54	1534	
TOTAL	282	723	154	187	4	27	150	16	59	1602	

CIRCUIT COUNTY	PAROLE										TOTAL CLAIMS	
	FELONY	MISDEMEAN.	MENTAL HYGIENE	JUVENILE	PATERN.	PROBATION REVOCAT.	TERMIN./ ABUSE	HABEAS SC	OTHER			
5TH CIRCUIT												
CALHOUN	24	66	4	6	0	1	17	3	1	122		
JACKSON	61	123	27	38	0	5	41	4	7	306		
ROANE	36	116	9	10	1	5	28	0	7	212		
TOTAL	121	305	40	54	1	11	86	7	15	640		
6TH CIRCUIT												
CABELL	159	126	910	113	10	15	127	8	14	1482		
TOTAL	159	126	910	113	10	15	127	8	14	1482		
7TH CIRCUIT												
LOGAN	50	120	0	109	3	6	36	3	4	331		
TOTAL	50	120	0	109	3	6	36	3	4	331		
8TH CIRCUIT												
MCDOWELL	56	39	20	33	0	1	25	1	6	181		
TOTAL	56	39	20	33	0	1	25	1	6	181		
9TH CIRCUIT												
MERCER	83	82	33	48	1	13	88	11	4	363		
TOTAL	83	82	33	48	1	13	88	11	4	363		
10TH CIRCUIT												
RALEIGH	55	70	176	22	0	0	26	6	1	356		
TOTAL	55	70	176	22	0	0	26	6	1	356		

CIRCUIT COUNTY	PAROLE										TOTAL CLAIMS	
	FELONY	MISDEMEAN.	MENTAL HYGIENE	JUVENILE	PATERN.	PROBATION REVOCAT.	TERMIN. ABUSE	HABEAS SC	OTHER			
11TH CIRCUIT												
GREENBRIER	93	162	54	106	2	3	35	3	8		466	
POCAHONTAS	27	50	25	12	0	3	11	2	4		134	
TOTAL	120	212	79	118	2	6	46	5	12		600	
12TH CIRCUIT												
FAYETTE	59	34	11	32	2	3	16	6	4		167	
TOTAL	59	34	11	32	2	3	16	6	4		167	
13TH CIRCUIT												
KANAWHA	583	1244	537	213	19	42	164	14	60		2876	
TOTAL	583	1244	537	213	19	42	164	14	60		2876	
14TH CIRCUIT												
BRAXTON	43	38	13	6	0	4	14	1	4		123	
CLAY	30	110	16	24	2	2	29	0	4		217	
GILMER	11	22	3	3	2	0	20	0	1		62	
WEBSTER	25	55	4	23	2	4	14	1	3		131	
TOTAL	109	225	36	56	6	10	77	2	12		533	
15TH CIRCUIT												
HARRISON	64	66	2	75	8	6	107	1	3		332	
TOTAL	64	66	2	75	8	6	107	1	3		332	

CIRCUIT COUNTY	PAROLE										TOTAL CLAIMS	
	FELONY	MISDEMEAN.	MENTAL HYGIENE	JUVENILE	PATERN.	PROBATION REVOCAT.	TERMIN./ ABUSE	HABEAS SC	OTHER			
16TH CIRCUIT												
MARION	184	433	105	374	0	47	78	17	22		1260	
TOTAL	184	433	105	374	0	47	78	17	22		1260	
17TH CIRCUIT												
MONONGALIA	154	363	198	41	1	2	49	4	27		839	
TOTAL	154	363	198	41	1	2	49	4	27		839	
18TH CIRCUIT												
PRESTON	54	90	39	25	2	13	29	3	14		269	
TOTAL	54	90	39	25	2	13	29	3	14		269	
19TH CIRCUIT												
BARBOUR	22	41	19	38	0	1	14	0	3		138	
TAYLOR	35	160	21	46	0	0	3	1	6		272	
TOTAL	57	201	40	84	0	1	17	1	9		410	
20TH CIRCUIT												
RANDOLPH	90	110	43	76	0	5	30	5	16		375	
TOTAL	90	110	43	76	0	5	30	5	16		375	
21ST CIRCUIT												
GRANT	28	25	5	11	0	9	6	0	1		85	
MINERAL	61	54	18	44	0	9	24	3	11		224	
TUCKER	13	15	3	3	0	0	3	0	0		37	
TOTAL	102	94	26	58	0	18	33	3	12		346	

CIRCUIT COUNTY	PAROLE										TOTAL CLAIMS	
	FELONY	MISDEMEAN.	MENTAL HYGIENE	JUVENILE	PATERN.	PROBATION TERMIN./ ABUSE	HABEAS SC	OTHER				
22ND CIRCUIT												
HAMPSHIRE	50	111	6	22	0	8	17	1	9	224		
HARDY	31	70	3	32	1	8	20	1	5	171		
PENDLETON	14	6	5	3	0	1	7	0	1	37		
TOTAL	95	187	14	57	1	17	44	2	15	432		
23RD CIRCUIT												
BERKELEY	82	28	104	65	0	3	91	10	2	385		
JEFFERSON	39	21	21	58	1	6	104	4	3	257		
MORGAN	12	12	8	23	0	0	15	4	3	77		
TOTAL	133	61	133	146	1	9	210	18	8	719		
24TH CIRCUIT												
WAYNE	11	10	64	54	0	2	98	2	1	242		
TOTAL	11	10	64	54	0	2	98	2	1	242		
25TH CIRCUIT												
BOONE	86	167	43	105	3	14	19	0	13	450		
LINCOLN	68	107	2	61	1	8	18	2	14	281		
TOTAL	154	274	45	166	4	22	37	2	27	731		
26TH CIRCUIT												
LEWIS	53	65	276	24	3	7	12	5	13	458		
UPSHUR	66	65	53	56	2	12	41	2	4	301		
TOTAL	119	130	329	80	5	19	53	7	17	759		

CIRCUIT COUNTY	PAROLE										TOTAL CLAIMS	
	FELONY	MISDEMEAN.	MENTAL HYGIENE	JUVENILE	PATERN.	REVOCAT.	ABUSE	TERMIN./ HABEAS SC	OTHER			
27TH CIRCUIT												
WYOMING	110	221	13	63	2	1	17	2	15		444	
TOTAL	110	221	13	63	2	1	17	2	15		444	
28TH CIRCUIT												
NICHOLAS	32	24	16	15	0	2	26	7	4		126	
TOTAL	32	24	16	15	0	2	26	7	4		126	
29TH CIRCUIT												
MASON	89	104	47	50	0	7	15	2	5		319	
PUTNAM	81	129	38	45	0	5	12	3	9		322	
TOTAL	170	233	85	95	0	12	27	5	14		641	
30TH CIRCUIT												
MINGO	34	49	0	15	1	0	58	4	8		169	
TOTAL	34	49	0	15	1	0	58	4	8		169	
31ST CIRCUIT												
MONROE	27	23	2	8	0	3	7	0	1		71	
SUMMERS	67	69	9	29	0	4	28	3	3		212	
TOTAL	94	92	11	37	0	7	35	3	4		283	
STATE TOTAL	3517	6121	3274	2554	75	328	1945	178	422		18414	

**APPOINTED COUNSEL ATTORNEY HOURS
BY CASE TYPE**

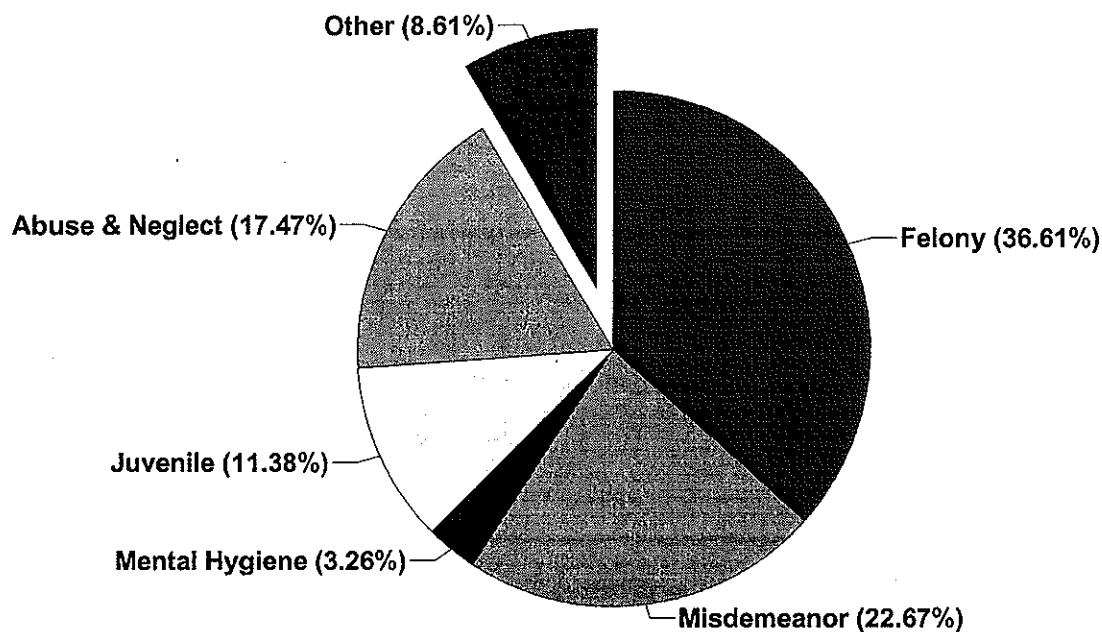
Appointed Counsel Hours Paid in FY 1997

Felony	69310.30
Misdemeanor	42912.28
Mental Hygiene	6171.10
Juvenile	21543.81
Abuse & Neglect	33079.90
Other	16294.80

Paternity, Parole/Probation Revoc., Habeas/SC; Extradition, and Contempt

Total Hours Paid 189312.19

Appointed Counsel Hours Paid FY 1997 by Case Type



**WV PUBLIC DEFENDER SERVICES
APPOINTED COUNSEL HOURS PAID BY CASE TYPE FY 97**

CIRCUIT COUNTY	FELONY	MISDEMEAN.	MENTAL		JUVENILE	PATERN.	PAROLE		TERMIN./ ABUSE	HABEAS SC	OTHER	TOTAL HOURS
			HYGIENE	HYGIENE			PROBATION	REVOCAT.				
1ST CIRCUIT												
BROOKE	905.30	47.40	49.40	0.00	43.10	0.00	31.70	210.20	73.20	6.70	1367.00	
HANCOCK	560.10	58.10	80.90	0.00	87.00	0.00	0.00	784.00	39.20	11.70	1621.00	
OHIO	1029.04	861.00	9.90	5.40	455.72	0.00	39.20	1889.90	279.40	31.30	4600.86	
TOTAL	2494.44	966.50	140.20	5.40	585.82	0.00	70.90	2884.10	391.80	49.70	7588.86	
2ND CIRCUIT												
MARSHALL	664.20	286.00	80.60	0.00	61.30	0.00	0.00	137.90	389.30	13.40	1632.70	
TYLER	24.20	20.60	2.20	0.00	70.90	0.00	0.00	110.30	0.00	22.30	250.50	
WETZEL	157.00	57.00	19.70	0.00	229.90	0.00	0.00	155.70	66.00	10.80	696.10	
TOTAL	845.40	363.60	102.50	0.00	362.10	0.00	0.00	403.90	455.30	46.50	2579.30	
3RD CIRCUIT												
DODDRIDGE	255.40	349.70	9.70	0.00	41.10	0.00	0.00	0.00	0.00	26.60	682.50	
PLEASANTS	351.70	359.30	37.50	0.00	55.90	0.00	42.60	0.00	63.78	30.20	940.98	
RITCHIE	372.40	588.30	30.20	8.10	213.00	0.00	32.90	302.10	18.00	16.30	1581.30	
TOTAL	979.50	1297.30	77.40	8.10	310.00	0.00	75.50	302.10	81.78	73.10	3204.78	
4TH CIRCUIT												
WIRT	224.80	227.60	0.00	5.80	45.40	0.00	19.60	143.50	0.00	59.80	726.50	
WOOD	5960.34	5176.00	329.40	20.20	1893.90	0.00	200.40	1545.38	601.30	525.80	16252.72	
TOTAL	6185.14	5403.60	329.40	26.00	1939.30	0.00	220.00	1688.88	601.30	585.60	16979.22	

CIRCUIT COUNTY	FELONY	MISDEMEAN.	MENTAL		PAROLE			HABEAS SC	OTHER	TOTAL HOURS
			HYGIENE	JUVENILE	PATERN.	REVOCAT.	ABUSE			
5TH CIRCUIT										
CALHOUN	488.80	228.80	13.20	43.40	0.00	2.50	188.20	64.90	1.80	1031.60
JACKSON	1106.46	779.20	58.80	219.20	0.00	33.60	417.10	121.10	75.40	2810.86
ROANE	333.30	249.50	25.90	74.60	3.30	22.90	424.80	0.00	16.20	1150.50
TOTAL	1928.56	1257.50	97.90	337.20	3.30	59.00	1030.10	186.00	93.40	4992.96
6TH CIRCUIT										
CABELL	2373.80	730.00	621.30	968.60	139.00	63.50	1790.47	427.00	147.46	7261.13
TOTAL	2373.80	730.00	621.30	968.60	139.00	63.50	1790.47	427.00	147.46	7261.13
7TH CIRCUIT										
LOGAN	884.66	671.90	0.00	845.00	24.40	104.80	439.80	95.50	25.10	3091.16
TOTAL	884.66	671.90	0.00	845.00	24.40	104.80	439.80	95.50	25.10	3091.16
8TH CIRCUIT										
MCDOWELL	984.20	194.20	39.20	280.40	0.00	55.90	208.20	51.70	86.10	1899.90
TOTAL	984.20	194.20	39.20	280.40	0.00	55.90	208.20	51.70	86.10	1899.90
9TH CIRCUIT										
MERCER	2085.10	826.40	74.20	739.50	19.80	342.00	1873.77	357.77	50.20	6368.74
TOTAL	2085.10	826.40	74.20	739.50	19.80	342.00	1873.77	357.77	50.20	6368.74
10TH CIRCUIT										
RALEIGH	1252.80	479.50	265.10	149.00	0.00	0.00	715.00	263.90	12.10	3137.40
TOTAL	1252.80	479.50	265.10	149.00	0.00	0.00	715.00	263.90	12.10	3137.40

CIRCUIT COUNTY	PAROLE										TOTAL HOURS	
	FELONY	MISDEMEAN.	MENTAL HYGIENE	JUVENILE	PATERN. REVOCAT.	PROBATION ABUSE	TERMIN./ ABUSE	HABEAS SC	OTHER	TOTAL		
11TH CIRCUIT												
GREENBRIER	2561.46	1194.20	83.20	686.50	11.30	23.20	488.80	81.40	91.60	5221.66		
POCAHONTAS	521.50	338.60	49.80	105.50	0.00	13.40	550.14	57.70	12.50	1649.14		
TOTAL	3082.96	1532.80	133.00	792.00	11.30	36.60	1038.94	139.10	104.10	6870.80		
12TH CIRCUIT												
FAYETTE	1165.73	167.80	22.00	277.90	7.90	19.40	278.00	261.00	39.00	2238.73		
TOTAL	1165.73	167.80	22.00	277.90	7.90	19.40	278.00	261.00	39.00	2238.73		
13TH CIRCUIT												
KANAWHA	10333.06	8038.51	1178.70	2001.99	232.26	550.50	3133.10	627.59	411.70	26507.41		
TOTAL	10333.06	8038.51	1178.70	2001.99	232.26	550.50	3133.10	627.59	411.70	26507.41		
14TH CIRCUIT												
BRAXTON	665.83	335.90	39.80	70.80	0.00	113.00	278.50	43.90	27.60	1575.33		
CLAY	520.70	666.50	58.40	150.50	11.50	11.10	564.50	0.00	35.30	2018.50		
GILMER	263.50	135.81	5.00	13.00	19.20	0.00	343.20	0.00	7.00	786.71		
WEBSTER	269.50	202.20	7.00	133.90	9.20	58.70	103.10	26.80	19.40	829.80		
TOTAL	1719.53	1340.41	110.20	368.20	39.90	182.80	1289.30	70.70	89.30	5210.34		
15TH CIRCUIT												
HARRISON	1545.28	646.03	2.60	787.80	101.80	79.30	2341.90	13.90	75.60	5594.21		
TOTAL	1545.28	646.03	2.60	787.80	101.80	79.30	2341.90	13.90	75.60	5594.21		

CIRCUIT COUNTY	PAROLE										TOTAL HOURS	
	FELONY	MISDEMEAN.	MENTAL HYGIENE	JUVENILE	PATERN.	PROBATION REVOCAT.	TERMIN./ ABUSE	HABEAS SC	OTHER	TOTAL		
16TH CIRCUIT												
MARION	3385.90	3074.90	346.00	1477.70	0.00	423.80	1211.26	769.51	209.00		10898.07	
TOTAL	3385.90	3074.90	346.00	1477.70	0.00	423.80	1211.26	769.51	209.00		10898.07	
17TH CIRCUIT												
MONONGALIA	2585.83	3074.08	333.80	352.00	5.90	18.90	883.10	147.80	186.60		7588.01	
TOTAL	2585.83	3074.08	333.80	352.00	5.90	18.90	883.10	147.80	186.60		7588.01	
18TH CIRCUIT												
PRESTON	1261.80	828.60	86.60	298.30	7.30	82.70	766.80	206.16	230.80		3769.06	
TOTAL	1261.80	828.60	86.60	298.30	7.30	82.70	766.80	206.16	230.80		3769.06	
19TH CIRCUIT												
BARBOUR	290.10	249.40	59.00	222.50	0.00	7.10	278.20	0.00	15.10		1121.40	
TAYLOR	544.39	775.30	42.30	201.50	0.00	0.00	48.21	31.90	12.70		1656.30	
TOTAL	834.49	1024.70	101.30	424.00	0.00	7.10	326.41	31.90	27.80		2777.70	
20TH CIRCUIT												
RANDOLPH	2750.48	1074.90	138.00	922.70	0.00	82.80	778.90	382.20	155.60		6285.58	
TOTAL	2750.48	1074.90	138.00	922.70	0.00	82.80	778.90	382.20	155.60		6285.58	
21ST CIRCUIT												
GRANT	454.30	257.90	10.10	105.90	0.00	74.10	206.60	0.00	14.60		1123.50	
MINERAL	917.00	511.50	97.00	390.10	0.00	106.50	432.50	338.40	173.80		2966.80	
TUCKER	269.00	137.10	10.20	11.50	0.00	0.00	126.14	0.00	0.00		553.94	
TOTAL	1640.30	906.50	117.30	507.50	0.00	180.60	765.24	338.40	188.40		4644.24	

CIRCUIT COUNTY	PAROLE										TOTAL HOURS	
	FELONY	MISDEMEAN.	MENTAL HYGIENE	JUVENILE	PATERN.	PROBATION REVOCAT.	TERMIN./ ABUSE	HABEAS SC	OTHER	TOTAL HOURS		
22ND CIRCUIT												
HAMPSHIRE	1237.00	649.80	15.70	304.02	0.00	58.00	296.04	53.90	55.90	2670.36		
HARDY	855.30	657.10	10.20	586.00	28.70	98.70	349.30	26.50	49.60	2661.40		
PENDLETON	424.10	72.30	18.70	57.40	0.00	10.40	192.50	0.00	8.10	783.50		
TOTAL	2516.40	1379.20	44.60	947.42	28.70	167.10	837.84	80.40	113.60	6115.26		
23RD CIRCUIT												
BERKELEY	1292.65	124.70	331.70	472.70	0.00	30.70	1188.59	259.00	50.80	3750.84		
JEFFERSON	877.40	180.20	76.30	964.40	1.90	62.10	1694.00	447.50	17.60	4321.40		
MORGAN	187.00	121.20	20.40	194.80	0.00	0.00	328.80	185.60	33.50	1071.30		
TOTAL	2357.05	426.10	428.40	1631.90	1.90	92.80	3211.39	892.10	101.90	9143.54		
24TH CIRCUIT												
WAYNE	251.60	32.50	73.40	183.50	0.00	7.60	890.20	88.20	11.70	1538.70		
TOTAL	251.60	32.50	73.40	183.50	0.00	7.60	890.20	88.20	11.70	1538.70		
25TH CIRCUIT												
BOONE	1934.40	856.60	107.10	521.10	29.60	98.20	206.00	0.00	62.60	3815.60		
LINCOLN	1081.10	803.40	30.50	439.40	5.90	72.30	198.80	16.50	108.80	2756.70		
TOTAL	3015.50	1660.00	137.60	960.50	35.50	170.50	404.80	16.50	171.40	6572.30		
26TH CIRCUIT												
LEWIS	1010.87	646.80	663.80	290.30	27.80	60.00	147.50	175.27	132.20	3154.54		
UPSHUR	1559.10	417.80	113.50	561.00	22.50	137.00	705.50	97.10	26.70	3640.20		
TOTAL	2569.97	1064.60	777.30	851.30	50.30	197.00	853.00	272.37	158.90	6794.74		

CIRCUIT COUNTY	PAROLE											TOTAL HOURS	
	FELONY	MISDEMEAN.	MENTAL HYGIENE	JUVENILE	PATERN.	PROBATION REVOCAT.	TERMIN./ ABUSE	HABEAS SC	OTHER				
27TH CIRCUIT													
WYOMING	1011.50	1411.60	38.30	618.90	24.60	8.40	562.20	150.10	82.60				3908.20
TOTAL	1011.50	1411.60	38.30	618.90	24.60	8.40	562.20	150.10	82.60				3908.20
28TH CIRCUIT													
NICHOLAS	748.60	157.00	27.00	60.90	0.00	12.20	644.60	234.50	54.00				1938.80
TOTAL	748.60	157.00	27.00	60.90	0.00	12.20	644.60	234.50	54.00				1938.80
29TH CIRCUIT													
MASON	1798.07	852.80	171.90	571.30	0.00	105.00	308.00	80.10	48.60				3935.77
PUTNAM	2208.95	1034.25	146.60	531.58	0.00	37.20	166.40	20.40	149.10				4294.48
TOTAL	4007.02	1887.05	318.50	1102.88	0.00	142.20	474.40	100.50	197.70				8230.25
30TH CIRCUIT													
MINGO	796.20	356.40	0.00	198.80	11.40	0.00	590.20	143.70	175.20				2271.90
TOTAL	796.20	356.40	0.00	198.80	11.40	0.00	590.20	143.70	175.20				2271.90
31ST CIRCUIT													
MONROE	498.90	203.90	3.80	34.50	0.00	8.00	117.60	0.00	4.70				871.40
SUMMERS	1218.60	434.20	5.50	226.20	0.00	31.80	344.40	169.10	9.70				2439.50
TOTAL	1717.50	638.10	9.30	260.70	0.00	39.80	462.00	169.10	14.40				3310.90
STATE TOTAL	69310.30	42912.28	6171.10	21543.81	784.76	3493.70	33079.90	8047.78	3968.56				189312.19

**APPOINTED COUNSEL FEES PAID
BY CASE TYPE**

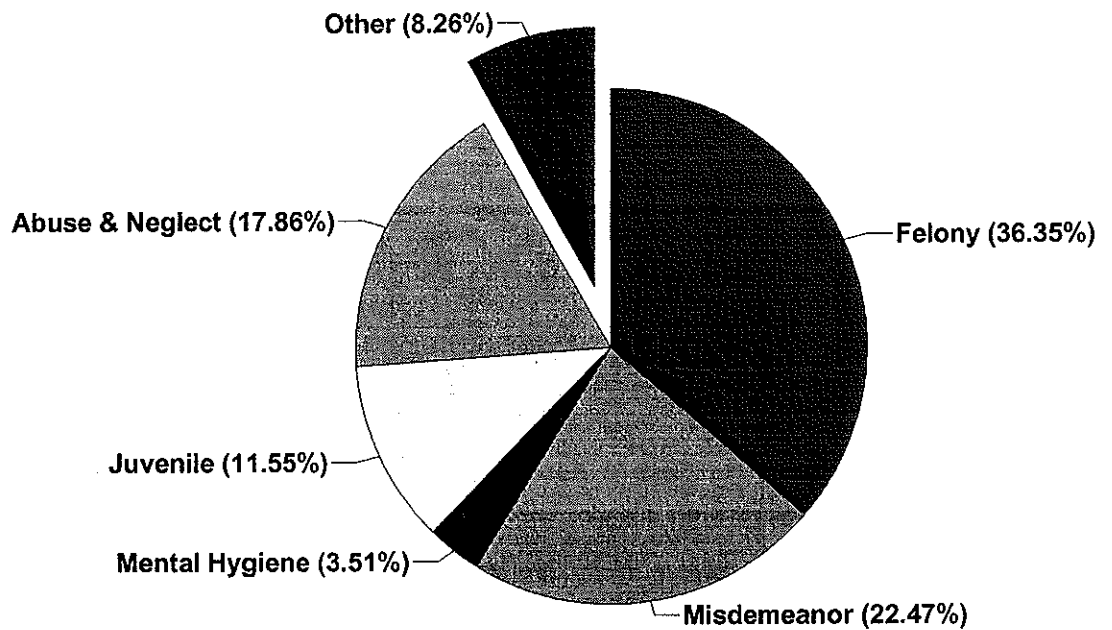
Appointed Counsel Fees Paid in FY 1997

Felony	\$3,368,066.00
Misdemeanor	\$2,082,310.85
Mental Hygiene	\$325,088.50
Juvenile	\$1,070,555.00
Abuse & Neglect	\$1,654,729.00
Other	\$765,489.90

Paternity, Parole/Probation Revoc., Habeas/SC; Extradition, and Contempt

Total Fees Paid \$9,266,239.25

Appointed Counsel Fees Paid FY 1997 by Case Type



**WV PUBLIC DEFENDER SERVICES
 APPOINTED COUNSEL FEES PAID BY CASE TYPE FY 97**

CIRCUIT COUNTY	FELONY	MISDEMEAN.	MENTAL HYGIENE	JUVENILE	PATERN.	PAROLE			HABEAS SC	OTHER	TOTAL FEES
						PROBATION	TERMIN./ ABUSE	REVOCAT.			
1ST CIRCUIT											
BROOKE	41929.50	2405.00	2429.00	2119.50	0.00	1456.50	10159.00	3328.00	315.50	\$64,142.00	
HANCOCK	27562.50	2998.50	3974.50	4441.00	0.00	0.00	36966.00	1814.00	536.50	\$78,293.00	
OHIO	49419.00	40695.00	499.50	22831.50	251.00	1886.00	91333.50	12801.00	1468.50	\$221,185.00	
TOTAL	118911.00	46098.50	6903.00	29392.00	251.00	3342.50	138458.50	17943.00	2320.50	\$363,620.00	
2ND CIRCUIT											
MARSHALL	32083.00	13836.00	4137.00	2994.50	0.00	0.00	7213.50	17646.50	659.00	\$78,569.50	
TYLER	1123.00	1013.00	107.00	3598.50	0.00	0.00	5643.50	0.00	1043.50	\$12,528.50	
WETZEL	7307.00	2881.00	1026.50	11347.50	0.00	0.00	7448.50	3000.00	592.00	\$33,602.50	
TOTAL	40513.00	17730.00	5270.50	17940.50	0.00	0.00	20305.50	20646.50	2294.50	\$124,700.50	
3RD CIRCUIT											
DODDRIDGE	12275.00	17122.50	476.50	2075.50	0.00	0.00	0.00	0.00	1297.00	\$33,246.50	
PLEASANTS	17028.50	17492.50	2005.50	2749.50	0.00	1979.00	0.00	3000.00	1401.00	\$45,656.00	
RITCHIE	18092.00	28687.50	1535.00	10667.00	386.50	1644.50	15140.50	810.00	773.50	\$77,736.50	
TOTAL	47395.50	63302.50	4017.00	15492.00	386.50	3623.50	15140.50	3810.00	3471.50	\$156,639.00	
4TH CIRCUIT											
WIRT	10788.00	10978.00	0.00	2213.00	283.00	910.00	7215.50	0.00	2859.00	\$35,246.50	
WOOD	291980.50	252472.00	17853.00	93215.50	953.00	9872.00	75407.00	27592.50	25141.00	\$794,446.50	
TOTAL	302768.50	263450.00	17853.00	95428.50	1236.00	10782.00	82622.50	27552.50	28000.00	\$829,693.00	

CIRCUIT COUNTY	FELONY	MISDEMEAN.	MENTAL		JUVENILE	PATERN.	PAROLE		TERMIN./ ABUSE	HABEAS		TOTAL FEES
			HYGIENE	HYGIENE			PROBATION	REVOCAT.		SC	OTHER	
5TH CIRCUIT												
CALHOUN	25642.00	12044.00	718.00	2321.00	0.00	142.50	10655.00	2940.50	117.00			\$54,580.00
JACKSON	57438.50	39450.00	3068.00	11554.00	0.00	1879.00	22795.50	5733.50	3897.00			\$145,815.50
ROANE	17956.50	12989.50	1525.50	3975.00	176.50	1230.50	23776.00	0.00	827.00			\$62,456.50
TOTAL	101037.00	64483.50	5311.50	17850.00	176.50	3252.00	57226.50	8674.00	4841.00			\$262,852.00
6TH CIRCUIT												
CABELL	119174.00	37120.00	33216.50	49951.00	6829.00	3343.50	93743.00	19777.00	7301.50			\$370,455.50
TOTAL	119174.00	37120.00	33216.50	49951.00	6829.00	3343.50	93743.00	19777.00	7301.50			\$370,455.50
7TH CIRCUIT												
LOGAN	42515.50	33049.50	0.00	41891.00	1186.00	5184.00	22845.00	4317.50	1169.50			\$152,158.00
TOTAL	42515.50	33049.50	0.00	41891.00	1186.00	5184.00	22845.00	4317.50	1169.50			\$152,158.00
8TH CIRCUIT												
MCDOWELL	47481.00	9349.00	2236.00	13820.00	0.00	2783.50	10803.00	2406.50	3976.50			\$92,855.50
TOTAL	47481.00	9349.00	2236.00	13820.00	0.00	2783.50	10803.00	2406.50	3976.50			\$92,855.50
9TH CIRCUIT												
MERCER	100283.50	39246.00	4079.00	35355.50	929.00	16040.00	92317.00	16375.50	2393.00			\$307,018.50
TOTAL	100283.50	39246.00	4079.00	35355.50	929.00	16040.00	92317.00	16375.50	2393.00			\$307,018.50
10TH CIRCUIT												
RALEIGH	59832.00	23105.50	14215.50	7111.00	0.00	0.00	34514.00	12485.50	570.50			\$151,834.00
TOTAL	59832.00	23105.50	14215.50	7111.00	0.00	0.00	34514.00	12485.50	570.50			\$151,834.00

CIRCUIT COUNTY	PAROLE										TOTAL FEES	
	FELONY	MISDEMEAN.	MENTAL HYGIENE	JUVENILE	PATERN.	PROBATION REVOCAT.	TERMIN./ ABUSE	HABEAS SC	OTHER			
11TH CIRCUIT												
GREENBRIER	121491.50	56605.00	5074.00	34608.50	538.50	1256.50	24632.00	3693.00	4422.00		\$252,311.00	
POCAHONTAS	24679.50	16099.00	2655.00	5397.50	0.00	645.00	26104.50	2646.50	608.50		\$78,835.50	
TOTAL	146171.00	72704.00	7729.00	40006.00	538.50	1901.50	50736.50	6329.50	5030.50		\$331,146.50	
12TH CIRCUIT												
FAYETTE	56860.00	8499.00	1210.00	13611.50	389.50	947.00	13356.00	11939.00	1887.00		\$108,699.00	
TOTAL	56860.00	8499.00	1210.00	13611.50	389.50	947.00	13356.00	11939.00	1887.00		\$108,699.00	
13TH CIRCUIT												
KANAWHA	495429.75	394879.00	62709.50	100379.50	10896.90	26888.50	159101.50	28734.00	20208.50		\$1,299,227.15	
TOTAL	495429.75	394879.00	62709.50	100379.50	10896.90	26888.50	159101.50	28734.00	20208.50		\$1,299,227.15	
14TH CIRCUIT												
BRAXTON	32788.50	16467.50	2409.00	4014.00	0.00	6035.00	14678.50	2035.50	1306.00		\$79,734.00	
CLAY	26279.50	33346.50	3136.00	7816.50	543.50	549.50	30546.50	0.00	1836.50		\$104,054.50	
GILMER	13035.50	6531.50	295.00	643.00	914.00	0.00	17491.00	0.00	315.00		\$39,225.00	
WEBSTER	13261.50	9443.00	395.00	6345.50	494.00	2779.50	5023.50	1252.00	943.00		\$39,937.00	
TOTAL	85365.00	65788.50	6235.00	18819.00	1951.50	9364.00	67739.50	3287.50	4400.50		\$262,950.50	
15TH CIRCUIT												
HARRISON	72951.50	30339.60	141.00	37733.00	4410.00	3726.50	114747.50	625.50	3498.00		\$268,172.60	
TOTAL	72951.50	30339.60	141.00	37733.00	4410.00	3726.50	114747.50	625.50	3498.00		\$268,172.60	

CIRCUIT COUNTY	PAROLE										TOTAL FEES	
	FELONY	MISDEMEAN.	MENTAL HYGIENE	JUVENILE	PATERN.	PROBATION REVOCAT.	TERMIN./ ABUSE	HABEAS SC	OTHER	TOTAL		
16TH CIRCUIT												
MARION	160669.50	146498.50	18276.00	71924.50	0.00	20347.00	58854.50	34929.00	9881.00			\$521,380.00
TOTAL	160669.50	146498.50	18276.00	71924.50	0.00	20347.00	58854.50	34929.00	9881.00			\$521,380.00
17TH CIRCUIT												
MONONGALIA	127761.50	146711.00	17033.00	16964.00	289.50	900.50	43207.50	6671.00	8915.00			\$368,453.00
TOTAL	127761.50	146711.00	17033.00	16964.00	289.50	900.50	43207.50	6671.00	8915.00			\$368,453.00
18TH CIRCUIT												
PRESTON	60721.00	39150.50	4605.00	14397.50	338.50	3891.50	37788.00	9395.00	10646.00			\$180,933.00
TOTAL	60721.00	39150.50	4605.00	14397.50	338.50	3891.50	37788.00	9395.00	10646.00			\$180,933.00
19TH CIRCUIT												
BARBOUR	13914.50	11727.00	3247.00	10870.50	0.00	325.50	13517.00	0.00	711.50			\$54,313.00
TAYLOR	26377.50	36446.50	2227.50	9589.50	0.00	0.00	2237.50	1507.50	615.50			\$79,001.50
TOTAL	40292.00	48173.50	5474.50	20460.00	0.00	325.50	15754.50	1507.50	1327.00			\$133,314.50
20TH CIRCUIT												
RANDOLPH	129600.00	50608.50	7170.00	44393.50	0.00	3846.00	37751.00	14384.50	7280.00			\$295,033.50
TOTAL	129600.00	50608.50	7170.00	44393.50	0.00	3846.00	37751.00	14384.50	7280.00			\$295,033.50
21ST CIRCUIT												
GRANT	22003.50	12273.50	536.50	5071.50	0.00	3604.50	9917.00	0.00	671.00			\$54,077.50
MINERAL	43911.00	24777.50	4645.00	19400.50	0.00	5030.50	21044.50	15278.00	8103.00			\$142,190.00
TUCKER	12993.00	6539.50	551.00	559.50	0.00	0.00	5806.50	0.00	0.00			\$26,449.50
TOTAL	78907.50	43590.50	5732.50	25031.50	0.00	8635.00	36768.00	15278.00	8774.00			\$222,717.00

CIRCUIT COUNTY	PAROLE										TOTAL FEES	
	FELONY	MISDEMEAN.	MENTAL HYGIENE	JUVENILE	PATERN.	PROBATION REVOCAT.	TERMIN./ ABUSE	HABEAS SC	OTHER	TOTAL		
22ND CIRCUIT												
HAMPSHIRE	60744.50	31855.00	874.50	15439.00	0.00	2914.00	14778.00	2493.50	2633.50		\$131,732.00	
HARDY	42056.50	31323.50	535.00	29264.00	1423.50	4849.50	17034.50	1244.50	2360.00		\$130,091.00	
PENDLETON	20370.50	3423.50	937.50	2661.00	0.00	518.00	9382.50	0.00	412.50		\$37,705.50	
TOTAL	123171.50	66602.00	2347.00	47364.00	1423.50	8281.50	41195.00	3738.00	5406.00		\$299,528.50	
23RD CIRCUIT												
BERKELEY	63957.25	6169.50	16539.50	23175.50	0.00	1453.50	59798.50	11879.00	2346.00		\$185,318.75	
JEFFERSON	43179.00	9123.00	4109.50	48412.00	85.50	3178.50	86468.00	20545.50	866.00		\$215,967.00	
MORGAN	9405.00	5790.00	982.00	9536.00	0.00	0.00	16894.00	8626.00	1647.50		\$52,890.50	
TOTAL	116541.25	21082.50	21641.00	81123.50	85.50	4632.00	163160.50	41050.50	4859.50		\$454,176.25	
24TH CIRCUIT												
WAYNE	12510.00	1588.50	3929.00	9865.50	0.00	432.00	45787.00	4115.00	610.50		\$78,637.50	
TOTAL	12510.00	1588.50	3929.00	9865.50	0.00	432.00	45787.00	4115.00	610.50		\$78,637.50	
25TH CIRCUIT												
BOONE	98917.50	45135.00	6225.50	27557.50	1430.00	5547.00	11488.00	0.00	3329.00		\$199,629.50	
LINCOLN	53044.00	39451.00	1496.50	22379.00	265.50	3681.50	10524.00	818.50	5488.00		\$137,148.00	
TOTAL	151961.50	84586.00	7722.00	49936.50	1695.50	9228.50	22012.00	818.50	8817.00		\$336,777.50	
26TH CIRCUIT												
LEWIS	49299.00	31246.00	33393.00	14465.50	1343.00	2914.00	7463.00	8223.00	6469.00		\$154,815.50	
UPSHUR	75473.50	20009.00	5757.50	27679.00	1104.50	6545.00	35831.50	4503.50	1361.50		\$178,265.00	
TOTAL	124772.50	51255.00	39150.50	42144.50	2447.50	9459.00	43294.50	12726.50	7830.50		\$333,080.50	

CIRCUIT COUNTY	PAROLE										TOTAL FEES	
	FELONY	MISDEMEAN.	MENTAL HYGIENE	JUVENILE	PATERN.	PROBATION REVOCAT.	TERMIN./ ABUSE	HABEAS SC	OTHER	TOTAL		
27TH CIRCUIT												
WYOMING	47853.50	66896.00	2151.50	30986.50	1159.00	460.00	27985.00	6828.50	3949.00		\$188,269.00	
TOTAL	47853.50	66896.00	2151.50	30986.50	1159.00	460.00	27985.00	6828.50	3949.00		\$188,269.00	
28TH CIRCUIT												
NICHOLAS	36753.00	7531.00	1463.00	3282.50	0.00	579.00	31936.00	10872.50	2496.00		\$94,913.00	
TOTAL	36753.00	7531.00	1463.00	3282.50	0.00	579.00	31936.00	10872.50	2496.00		\$94,913.00	
29TH CIRCUIT												
MASON	85823.00	40568.00	8661.50	27884.50	0.00	5093.00	14830.00	3620.50	2455.00		\$188,935.50	
PUTNAM	113384.00	49292.25	8083.00	26548.50	0.00	1770.00	8388.00	948.00	7683.50		\$216,097.25	
TOTAL	199207.00	89860.25	16744.50	54433.00	0.00	6863.00	23218.00	4568.50	10138.50		\$405,032.75	
30TH CIRCUIT												
MINGO	38899.00	18280.00	0.00	10424.00	523.00	0.00	28761.00	6506.50	8164.00		\$111,557.50	
TOTAL	38899.00	18280.00	0.00	10424.00	523.00	0.00	28761.00	6506.50	8164.00		\$111,557.50	
31ST CIRCUIT												
MONROE	23844.00	9949.50	201.00	1770.50	0.00	398.00	6056.00	0.00	237.50		\$42,456.50	
SUMMERS	57913.00	20803.00	321.50	11473.00	0.00	1557.00	17544.00	7863.50	482.50		\$117,957.50	
TOTAL	81757.00	30752.50	522.50	13243.50	0.00	1955.00	23600.00	7863.50	720.00		\$160,414.00	
STATE TOTAL	\$3,368,066.00	\$2,082,310.85	\$325,088.50	\$1,070,555.00	\$37,142.40	\$171,014.00	\$1,654,729.00	\$366,156.50	\$191,177.00		\$9,266,239.25	

**APPOINTED COUNSEL EXPENSES PAID
BY CASE TYPE**

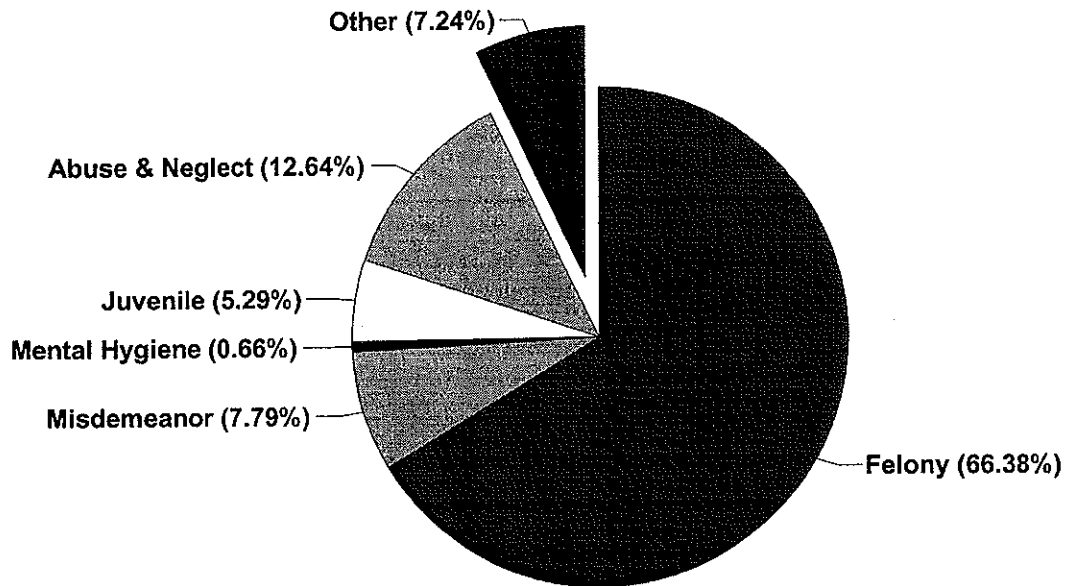
Appointed Counsel Expenses Paid in FY 1997 Including Direct Expenses Paid

Felony	\$522,147.00
Misdemeanor	\$61,278.77
Mental Hygiene	\$5,199.72
Juvenile	\$41,635.29
Abuse & Neglect	\$99,416.35
Other	\$56,955.42

Paternity, Parole/Probation Revoc., Habeas/SC;
Extradition, and Contempt

Total Expenses Paid \$786,632.55

Appointed Counsel Expenses Paid FY 97 by Case Type



**WV PUBLIC DEFENDER SERVICES
 APPOINTED COUNSEL EXPENSES PAID BY CASE TYPE FY 97**

CIRCUIT COUNTY	PAROLE											TOTAL EXPENSES			
	FELONY	MISDEMEAN.	MENTAL HYGIENE	JUVENILE	PATERN.	PROBATION REVOCAT.	TERMIN./ ABUSE	HABEAS SC	OTHER						
1ST CIRCUIT															
BROOKE	3142.55	78.18	81.52	37.22	0.00	0.00	354.02	315.90	17.96						\$4,027.35
HANCOCK	3118.02	26.95	93.22	107.54	0.00	0.00	3521.33	0.00	121.06						\$6,988.12
OHIO	5851.34	788.31	8.41	1822.72	9.30	48.03	3945.86	1568.15	92.63						\$14,134.75
TOTAL	12111.91	893.44	183.15	1967.48	9.30	48.03	7821.21	1884.05	231.65						\$25,150.22
2ND CIRCUIT															
MARSHALL	790.00	48.56	22.03	4.50	0.00	0.00	69.83	1125.69	0.00						\$2,060.61
TYLER	27.00	25.87	0.00	97.68	0.00	0.00	202.60	0.00	24.89						\$378.04
WETZEL	56.73	37.20	0.00	150.76	0.00	0.00	292.20	307.16	34.20						\$878.25
TOTAL	873.73	111.63	22.03	252.94	0.00	0.00	564.63	1432.85	59.09						\$3,316.90
3RD CIRCUIT															
DODDRIDGE	856.29	905.28	11.40	148.44	0.00	0.00	0.00	0.00	22.17						\$1,943.58
PLEASANTS	2452.22	1240.03	70.48	122.98	0.00	77.52	0.00	465.70	100.82						\$4,529.75
RITCHIE	5079.82	3267.17	10.69	589.93	45.56	40.40	1582.02	0.00	96.06						\$10,711.65
TOTAL	8388.33	5412.48	92.57	861.35	45.56	117.92	1582.02	465.70	219.05						\$17,184.98
4TH CIRCUIT															
WIRT	3192.35	396.55	0.00	102.80	10.26	45.76	3603.98	0.00	89.37						\$7,441.07
WOOD	76283.59	9609.63	132.99	5623.47	49.92	576.09	9372.93	641.22	1183.14						\$103,472.98
TOTAL	79475.94	10006.18	132.99	5726.27	60.18	621.85	12976.91	641.22	1272.51						\$110,914.05

CIRCUIT COUNTY	PAROLE											TOTAL EXPENSES	
	FELONY	MISDEMEAN.	MENTAL HYGIENE	JUVENILE	PATERN.	PROBATION REVOCAT.	TERMIN./ ABUSE	HABEAS SC	OTHER				
5TH CIRCUIT													
CALHOUN	2503.05	308.06	0.00	61.56	0.00	0.00	978.01	60.13	0.00				\$3,910.81
JACKSON	3121.76	2424.18	112.36	274.13	0.00	108.84	1230.46	480.79	252.62				\$8,005.14
ROANE	1682.69	421.49	33.91	156.63	0.00	53.01	605.32	0.00	16.56				\$2,969.61
TOTAL	7307.50	3153.73	146.27	492.32	0.00	161.85	2813.79	540.92	269.18				\$14,885.56
6TH CIRCUIT													
CABELL	14344.80	1519.14	1118.33	3347.85	43.05	9.35	2755.91	558.88	100.97				\$23,798.28
TOTAL	14344.80	1519.14	1118.33	3347.85	43.05	9.35	2755.91	558.88	100.97				\$23,798.28
7TH CIRCUIT													
LOGAN	4929.23	479.93	0.00	2712.63	27.16	59.45	538.59	1096.53	11.40				\$9,854.92
TOTAL	4929.23	479.93	0.00	2712.63	27.16	59.45	538.59	1096.53	11.40				\$9,854.92
8TH CIRCUIT													
MCDOWELL	6695.09	8.82	0.90	613.82	0.00	1306.51	20.86	54.72	16.50				\$8,717.22
TOTAL	6695.09	8.82	0.90	613.82	0.00	1306.51	20.86	54.72	16.50				\$8,717.22
9TH CIRCUIT													
MERCER	15888.54	2484.30	82.43	1476.86	16.15	1369.80	7034.73	2282.46	29.08				\$30,664.35
TOTAL	15888.54	2484.30	82.43	1476.86	16.15	1369.80	7034.73	2282.46	29.08				\$30,664.35
10TH CIRCUIT													
RALEIGH	5905.91	217.84	255.01	17.68	0.00	0.00	419.37	513.85	0.00				\$7,329.66
TOTAL	5905.91	217.84	255.01	17.68	0.00	0.00	419.37	513.85	0.00				\$7,329.66

CIRCUIT COUNTY	PAROLE										TOTAL EXPENSES	
	FELONY	MISDEMEAN.	MENTAL HYGIENE	JUVENILE	PATERN.	PROBATION REVOCAT.	TERMIN./ ABUSE	HABEAS SC	OTHER	TOTAL		
11TH CIRCUIT												
GREENBRIER	15616.01	1781.26	2.85	176.38	600.00	12.83	359.99	41.10	272.63		\$18,863.05	
POCAHONTAS	3814.55	429.31	0.00	87.94	0.00	0.00	1461.63	146.52	0.00		\$5,939.95	
TOTAL	19430.56	2210.57	2.85	264.32	600.00	12.83	1821.62	187.62	272.63		\$24,803.00	
12TH CIRCUIT												
FAYETTE	7286.27	183.10	0.00	684.92	4.10	48.10	2165.30	612.82	3.10		\$10,987.71	
TOTAL	7286.27	183.10	0.00	684.92	4.10	48.10	2165.30	612.82	3.10		\$10,987.71	
13TH CIRCUIT												
KANAWHA	67891.39	1930.84	218.16	3030.67	381.10	1012.63	8973.73	2092.65	40.89		\$85,572.06	
TOTAL	67891.39	1930.84	218.16	3030.67	381.10	1012.63	8973.73	2092.65	40.89		\$85,572.06	
14TH CIRCUIT												
BRAXTON	6856.40	1207.49	28.10	121.75	0.00	3342.78	1093.06	0.00	195.93		\$12,845.51	
CLAY	3624.14	1343.92	15.00	290.73	41.83	25.65	3060.23	0.00	34.64		\$8,436.14	
GILMER	305.86	392.44	0.00	31.90	55.56	0.00	602.04	0.00	0.00		\$1,387.80	
WEBSTER	1243.72	326.73	42.18	438.06	0.00	474.68	241.04	50.35	72.28		\$2,889.04	
TOTAL	12030.12	3270.58	85.28	882.44	97.39	3843.11	4996.37	50.35	302.85		\$25,558.49	
15TH CIRCUIT												
HARRISON	10444.69	932.95	0.00	1181.36	56.17	27.22	4984.65	11.40	51.15		\$17,689.59	
TOTAL	10444.69	932.95	0.00	1181.36	56.17	27.22	4984.65	11.40	51.15		\$17,689.59	

CIRCUIT COUNTY	FELONY	MISDEMEAN.	MENTAL HYGIENE	JUVENILE	PATERN.	PAROLE			HABEAS SC	OTHER	TOTAL EXPENSES
						PROBATION REVOCAT.	TERMIN./ ABUSE				
16TH CIRCUIT											
MARION	16032.34	4553.66	113.30	369.19	0.00	560.00	4509.49	1518.93	95.89	\$27,752.80	
TOTAL	16032.34	4553.66	113.30	369.19	0.00	560.00	4509.49	1518.93	95.89	\$27,752.80	
17TH CIRCUIT											
MONONGALIA	5847.65	1620.69	9.15	226.13	41.00	0.00	734.64	54.80	55.90	\$8,589.96	
TOTAL	5847.65	1620.69	9.15	226.13	41.00	0.00	734.64	54.80	55.90	\$8,589.96	
18TH CIRCUIT											
PRESTON	6197.01	1373.53	13.13	575.07	7.92	159.60	2586.61	249.30	666.50	\$11,828.67	
TOTAL	6197.01	1373.53	13.13	575.07	7.92	159.60	2586.61	249.30	666.50	\$11,828.67	
19TH CIRCUIT											
BARBOUR	1223.81	1.46	0.00	0.00	0.00	0.00	183.06	0.00	0.00	\$1,408.33	
TAYLOR	5463.36	11.96	0.00	0.00	0.00	0.00	50.64	181.32	0.00	\$5,707.28	
TOTAL	6687.17	13.42	0.00	0.00	0.00	0.00	233.70	181.32	0.00	\$7,115.61	
20TH CIRCUIT											
RANDOLPH	31505.66	1801.10	215.62	405.95	0.00	92.63	1218.74	3454.90	341.83	\$39,036.43	
TOTAL	31505.66	1801.10	215.62	405.95	0.00	92.63	1218.74	3454.90	341.83	\$39,036.43	
21ST CIRCUIT											
GRANT	1145.15	180.56	0.00	827.42	0.00	74.67	3683.12	0.00	47.20	\$5,958.12	
MINERAL	4814.30	726.52	8.80	57.80	0.00	94.03	610.61	1224.13	18.30	\$7,554.49	
TUCKER	549.72	154.07	31.00	90.00	0.00	0.00	1396.00	0.00	0.00	\$2,220.79	
TOTAL	6509.17	1061.15	39.80	975.22	0.00	168.70	5689.73	1224.13	65.50	\$15,733.40	

CIRCUIT COUNTY	FELONY	MISDEMEAN.	MENTAL				PAROLE				HABEAS SC	OTHER	TOTAL EXPENSES	
			HYGIENE	JUVENILE	PATERN.	REVOCAT.	TERMIN./ ABUSE	PROBATION REVOCAT.	ABUSE	SC				
22ND CIRCUIT														
HAMPSHIRE	18672.92	197.08	0.00	28.50	0.00	15.25	1923.26	207.70	60.06	\$21,104.77				
HARDY	886.60	998.53	0.00	1195.57	9.49	144.75	1633.45	6.45	419.57	\$5,294.41				
PENDLETON	2540.38	112.26	20.74	123.14	0.00	0.00	927.47	0.00	0.00	\$3,723.99				
TOTAL	22099.90	1307.87	20.74	1347.21	9.49	160.00	4484.18	214.15	479.63	\$30,123.17				
23RD CIRCUIT														
BERKELEY	15614.89	190.30	422.88	703.56	0.00	262.94	1722.29	2338.71	718.62	\$21,974.19				
JEFFERSON	17539.47	57.59	79.89	1890.37	1.84	1.20	2303.30	292.45	1.20	\$22,167.31				
MORGAN	1394.13	193.83	45.72	525.13	0.00	0.00	399.46	1097.49	0.00	\$3,655.76				
TOTAL	34548.49	441.72	548.49	3119.06	1.84	264.14	4425.05	3728.65	719.82	\$47,797.26				
24TH CIRCUIT														
WAYNE	343.64	133.13	376.25	553.44	0.00	41.32	2196.23	66.85	78.02	\$3,788.88				
TOTAL	343.64	133.13	376.25	553.44	0.00	41.32	2196.23	66.85	78.02	\$3,788.88				
25TH CIRCUIT														
BOONE	7980.30	608.95	0.00	11.54	0.00	0.00	0.00	0.00	68.51	\$8,669.30				
LINCOLN	18953.30	1645.85	23.40	2785.00	2.64	141.96	925.39	30.00	35.60	\$24,543.14				
TOTAL	26933.60	2254.80	23.40	2796.54	2.64	141.96	925.39	30.00	104.11	\$33,212.44				
26TH CIRCUIT														
LEWIS	5139.54	2170.96	1167.04	171.86	66.95	137.79	120.38	283.10	536.46	\$9,794.08				
UPSHUR	10588.74	2243.77	51.65	1106.83	2.45	46.79	1069.34	406.83	33.60	\$15,550.00				
TOTAL	15728.28	4414.73	1218.69	1278.69	69.40	184.58	1189.72	689.93	570.06	\$25,344.08				


CIRCUIT COUNTY	FELONY	MISDEMEAN.	MENTAL HYGIENE	JUVENILE	PATERN.	PAROLE			HABEAS SC	OTHER	TOTAL EXPENSES
						PROBATION REVOCAT.	TERMIN./ ABUSE				
27TH CIRCUIT											
WYOMING	18746.68	4718.95	25.39	1409.10	9.69	0.00	4204.26	1359.16	774.27		\$31,247.50
TOTAL	18746.68	4718.95	25.39	1409.10	9.69	0.00	4204.26	1359.16	774.27		\$31,247.50
28TH CIRCUIT											
NICHOLAS	1208.21	92.65	14.25	816.96	0.00	109.03	751.43	435.39	228.84		\$3,656.76
TOTAL	1208.21	92.65	14.25	816.96	0.00	109.03	751.43	435.39	228.84		\$3,656.76
29TH CIRCUIT											
MASON	11901.15	481.30	108.50	2706.50	0.00	267.35	2355.23	173.31	60.90		\$18,054.24
PUTNAM	16123.81	482.34	133.04	370.81	0.00	0.00	2607.98	3912.50	432.25		\$24,062.73
TOTAL	28024.96	963.64	241.54	3077.31	0.00	267.35	4963.21	4085.81	493.15		\$42,116.97
30TH CIRCUIT											
MINGO	13899.53	931.75	0.00	347.94	89.45	0.00	765.85	1404.41	2376.85		\$19,815.78
TOTAL	13899.53	931.75	0.00	347.94	89.45	0.00	765.85	1404.41	2376.85		\$19,815.78
31ST CIRCUIT											
MONROE	2852.23	586.11	0.00	69.97	0.00	19.39	408.74	0.00	0.64		\$3,937.08
SUMMERS	11978.47	2194.34	0.00	754.60	0.00	223.10	659.69	3295.57	3.00		\$19,108.77
TOTAL	14830.70	2780.45	0.00	824.57	0.00	242.49	1068.43	3295.57	3.64		\$23,045.85
STATE TOTAL	\$522,147.00	\$61,278.77	\$5,199.72	\$41,635.29	\$1,571.59	\$11,030.45	\$99,416.35	\$34,419.32	\$9,934.06		\$786,632.55

**APPOINTED COUNSEL HOURS
IN COURT/OUT OF COURT**

Appointed Counsel Hours Paid In Court/Out of Court FY 1997

In Court (\$65)	37824.31
Out of Court (\$45)	151487.88
Total Hours Paid	189312.19

Appointed Counsel Hours Paid FY 1997 In Court/Out of Court



**WV PUBLIC DEFENDER SERVICES
 APPOINTED COUNSEL IN/OUT OF COURT HOURS FY 1997**

CIRCUIT/COUNTY	IN COURT	OUT OF COURT	TOTAL HOURS
1ST CIRCUIT			
BROOKE	195.40	1171.60	1367.00
HANCOCK	267.40	1353.60	1621.00
OHIO	707.30	3893.56	4600.86
CIRCUIT TOTAL	1170.10	6418.76	7588.86
2ND CIRCUIT			
MARSHALL	254.90	1377.80	1632.70
TYLER	62.80	187.70	250.50
WETZEL	113.90	582.20	696.10
CIRCUIT TOTAL	431.60	2147.70	2579.30
3RD CIRCUIT			
DODDRIDGE	126.70	555.80	682.50
PLEASANTS	165.60	775.38	940.98
RITCHIE	328.90	1252.40	1581.30
CIRCUIT TOTAL	621.20	2583.58	3204.78
4TH CIRCUIT			
WIRT	127.70	598.80	726.50
WOOD	3011.20	13241.52	16252.72
CIRCUIT TOTAL	3138.90	13840.32	16979.22

CIRCUIT/COUNTY	IN COURT	OUT OF COURT	TOTAL HOURS
5TH CIRCUIT			
CALHOUN	407.90	623.70	1031.60
JACKSON	962.30	1848.56	2810.86
ROANE	534.20	616.30	1150.50
CIRCUIT TOTAL	1904.40	3088.56	4992.96
6TH CIRCUIT			
CABELL	2234.50	5026.63	7261.13
CIRCUIT TOTAL	2234.50	5026.63	7261.13
7TH CIRCUIT			
LOGAN	652.80	2438.36	3091.16
CIRCUIT TOTAL	652.80	2438.36	3091.16
8TH CIRCUIT			
MCDOWELL	368.00	1531.90	1899.90
CIRCUIT TOTAL	368.00	1531.90	1899.90
9TH CIRCUIT			
MERCER	1002.70	5366.04	6368.74
CIRCUIT TOTAL	1002.70	5366.04	6368.74
10TH CIRCUIT			
RALEIGH	560.30	2577.10	3137.40
CIRCUIT TOTAL	560.30	2577.10	3137.40

CIRCUIT/COUNTY	IN COURT	OUT OF COURT	TOTAL HOURS
11TH CIRCUIT			
GREENBRIER	863.90	4357.76	5221.66
POCAHONTAS	231.20	1417.94	1649.14
CIRCUIT TOTAL	1095.10	5775.70	6870.80
12TH CIRCUIT			
FAYETTE	397.80	1840.93	2238.73
CIRCUIT TOTAL	397.80	1840.93	2238.73
13TH CIRCUIT			
KANAWHA	5776.66	20730.75	26507.41
CIRCUIT TOTAL	5776.66	20730.75	26507.41
14TH CIRCUIT			
BRAXTON	453.80	1121.53	1575.33
CLAY	659.30	1359.20	2018.50
GILMER	193.10	593.61	786.71
WEBSTER	129.80	700.00	829.80
CIRCUIT TOTAL	1436.00	3774.34	5210.34
15TH CIRCUIT			
HARRISON	837.40	4756.81	5594.21
CIRCUIT TOTAL	837.40	4756.81	5594.21

CIRCUIT/COUNTY	IN COURT	OUT OF COURT	TOTAL HOURS
16TH CIRCUIT			
MARION	1548.60	9349.47	10898.07
CIRCUIT TOTAL	1548.60	9349.47	10898.07
17TH CIRCUIT			
MONONGALIA	1346.20	6241.81	7588.01
CIRCUIT TOTAL	1346.20	6241.81	7588.01
18TH CIRCUIT			
PRESTON	565.60	3203.46	3769.06
CIRCUIT TOTAL	565.60	3203.46	3769.06
19TH CIRCUIT			
BARBOUR	192.50	928.90	1121.40
TAYLOR	223.40	1432.90	1656.30
CIRCUIT TOTAL	415.90	2361.80	2777.70
20TH CIRCUIT			
RANDOLPH	742.40	5543.18	6285.58
CIRCUIT TOTAL	742.40	5543.18	6285.58
21ST CIRCUIT			
GRANT	176.00	947.50	1123.50
MINERAL	421.20	2545.60	2966.80
TUCKER	76.10	477.84	553.94
CIRCUIT TOTAL	673.30	3970.94	4644.24

CIRCUIT/COUNTY	IN COURT	OUT OF COURT	TOTAL HOURS
22ND CIRCUIT			
HAMPSHIRE	562.30	2108.06	2670.36
HARDY	516.40	2145.00	2661.40
PENDLETON	122.40	661.10	783.50
CIRCUIT TOTAL	1201.10	4914.16	6115.26
23RD CIRCUIT			
BERKELEY	825.45	2925.39	3750.84
JEFFERSON	1075.20	3246.20	4321.40
MORGAN	234.10	837.20	1071.30
CIRCUIT TOTAL	2134.75	7008.79	9143.54
24TH CIRCUIT			
WAYNE	469.80	1068.90	1538.70
CIRCUIT TOTAL	469.80	1068.90	1538.70
25TH CIRCUIT			
BOONE	1387.60	2428.00	3815.60
LINCOLN	654.70	2102.00	2756.70
CIRCUIT TOTAL	2042.30	4530.00	6572.30
26TH CIRCUIT			
LEWIS	637.00	2517.54	3154.54
UPSHUR	722.80	2917.40	3640.20
CIRCUIT TOTAL	1359.80	5434.94	6794.74

CIRCUIT/COUNTY	IN COURT	OUT OF COURT	TOTAL HOURS
27TH CIRCUIT			
WYOMING	620.00	3288.20	3908.20
CIRCUIT TOTAL	620.00	3288.20	3908.20
28TH CIRCUIT			
NICHOLAS	391.60	1547.20	1938.80
CIRCUIT TOTAL	391.60	1547.20	1938.80
29TH CIRCUIT			
MASON	591.45	3344.32	3935.77
PUTNAM	1056.85	3237.63	4294.48
CIRCUIT TOTAL	1648.30	6581.95	8230.25
30TH CIRCUIT			
MINGO	466.10	1805.80	2271.90
CIRCUIT TOTAL	466.10	1805.80	2271.90
31ST CIRCUIT			
MONROE	162.10	709.30	871.40
SUMMERS	409.00	2030.50	2439.50
CIRCUIT TOTAL	571.10	2739.80	3310.90
STATE TOTAL	37824.31	151487.88	189312.19

**DIRECT EXPENSE CLAIMS
BY CASE TYPE**

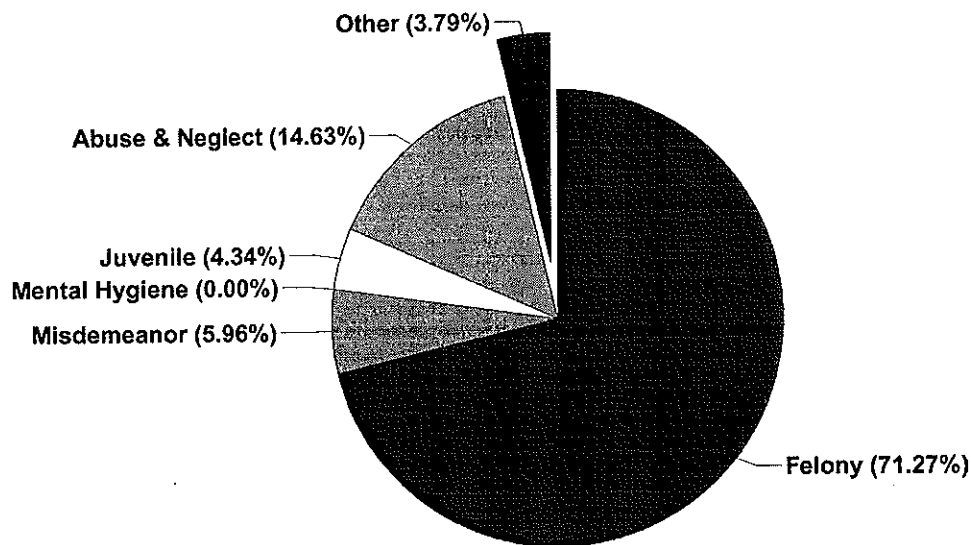
Appointed Counsel Direct Expense Claims Paid in FY 1997

Felony	263
Misdemeanor	22
Mental Hygiene	0
Juvenile	16
Abuse & Neglect	54
Other	14

Paternity, Parole/Probation Revoc., Habeas/SC;
Extradition, and Contempt

Total Direct Expense Claims Paid 369

AC Direct Expense Claims Paid FY 97 by Case Type



**WV PUBLIC DEFENDER SERVICES
 TOTAL DIRECT EXPENSE CLAIMS PAID FY 1997**

CIRCUIT COUNTY	FELONY	MISDEMEAN.	JUVENILE	PAROLE			HABEAS/ SC	OTHER	TOTAL CLAIMS
				PROBATION	REVOCAION	TERMIN./ ABUSE			
1ST CIRCUIT									
BROOKE	2	0	0	0	0	0	0	0	2
HANCOCK	3	0	0	0	0	1	0	0	4
OHIO	1	0	1	0	0	2	1	0	5
TOTAL	6	0	1	0	0	3	1	0	11
2ND CIRCUIT									
MARSHALL	1	0	0	0	0	0	0	0	1
TYLER	0	0	0	0	0	0	0	0	0
WETZEL	0	0	0	0	0	0	0	0	0
TOTAL	1	0	0	0	0	0	0	0	1
3RD CIRCUIT									
DODDRIDGE	0	0	0	0	0	0	0	0	0
PLEASANTS	1	0	0	0	0	0	0	0	1
RITCHIE	2	1	0	0	0	0	0	0	3
TOTAL	3	1	0	0	0	0	0	0	4
4TH CIRCUIT									
WIRT	2	0	0	0	0	4	0	0	6
WOOD	41	0	1	0	0	7	1	0	50
TOTAL	43	0	1	0	0	11	1	0	56

CIRCUIT COUNTY	PAROLE							OTHER	TOTAL CLAIMS
	FELONY	MISDEMEAN.	JUVENILE	PROBATION	REVOCACTION	TERMIN./ ABUSE	HABEAS/ SC		
5TH CIRCUIT									
CALHOUN	1	0	0	0	0	1	0	0	2
JACKSON	1	2	0	0	0	1	0	0	4
ROANE	2	0	0	0	0	0	0	0	2
TOTAL	4	2	0	0	0	2	0	0	8
6TH CIRCUIT									
CABELL	5	1	0	0	0	3	0	0	9
TOTAL	5	1	0	0	0	3	0	0	9
7TH CIRCUIT									
LOGAN	6	0	2	0	0	0	1	0	9
TOTAL	6	0	2	0	0	0	1	0	9
8TH CIRCUIT									
MCDOWELL	7	0	1	0	0	0	0	0	8
TOTAL	7	0	1	0	0	0	0	0	8
9TH CIRCUIT									
MERCER	7	2	0	0	0	3	2	0	14
TOTAL	7	2	0	0	0	3	2	0	14
10TH CIRCUIT									
RALEIGH	2	0	0	0	0	0	1	0	3
TOTAL	2	0	0	0	0	0	1	0	3

CIRCUIT COUNTY	PAROLE										TOTAL CLAIMS	
	FELONY	MISDEMEAN.	JUVENILE	PROBATION	REVOCAATION	TERMIN./ ABUSE	HABEAS/ SC	OTHER				
11TH CIRCUIT												
GREENBRIER	3	0	0	0	0	0	0	0	0	0	0	3
POCAHONTAS	1	0	0	0	0	0	0	0	0	0	0	1
TOTAL	4	0	0	0	0	0	0	0	0	0	0	4
12TH CIRCUIT												
FAYETTE	3	0	1	0	0	1	0	0	0	0	0	5
TOTAL	3	0	1	0	0	1	0	0	0	0	0	5
13TH CIRCUIT												
KANAWHA	62	0	3	3	3	9	1	0	0	0	0	78
TOTAL	62	0	3	3	3	9	1	0	0	0	0	78
14TH CIRCUIT												
BRAXTON	2	0	0	0	0	1	0	0	0	0	0	3
CLAY	3	1	2	0	0	5	0	0	0	0	0	11
GILMER	0	0	0	0	0	0	0	0	0	0	0	0
WEBSTER	0	0	0	0	0	0	0	0	0	0	0	0
TOTAL	5	1	2	0	0	6	0	0	0	0	0	14
15TH CIRCUIT												
HARRISON	1	0	0	0	0	0	0	0	0	0	0	1
TOTAL	1	0	0	0	0	0	0	0	0	0	0	1

CIRCUIT COUNTY	PAROLE										TOTAL CLAIMS	
	FELONY	MISDEMEAN.	JUVENILE	PROBATION REVOCAATION	TERMIN./ ABUSE	HABEAS/ SC	OTHER					
16TH CIRCUIT												
MARION	8	0	0	1	0	0	0	0	0	0	0	9
TOTAL	8	0	0	1	0	0	0	0	0	0	0	9
17TH CIRCUIT												
MONONGALIA	1	0	0	0	0	0	0	0	0	0	0	1
TOTAL	1	0	0	0	0	0	0	0	0	0	0	1
18TH CIRCUIT												
PRESTON	2	0	0	0	2	0	0	0	0	0	0	4
TOTAL	2	0	0	0	2	0	0	0	0	0	0	4
19TH CIRCUIT												
BARBOUR	0	0	0	0	0	0	0	0	0	0	0	0
TAYLOR	0	0	0	0	0	0	0	0	0	0	0	0
TOTAL	0	0	0	0	0	0	0	0	0	0	0	0
20TH CIRCUIT												
RANDOLPH	6	1	0	0	2	1	0	0	1	0	0	10
TOTAL	6	1	0	0	2	1	0	0	1	0	0	10
21ST CIRCUIT												
GRANT	2	0	0	0	0	0	0	0	0	0	0	2
MINERAL	3	1	0	0	1	0	0	0	0	0	0	5
TUCKER	0	0	0	0	0	0	0	0	0	0	0	0
TOTAL	5	1	0	0	1	0	0	0	0	0	0	7

CIRCUIT COUNTY	PAROLE							TOTAL CLAIMS
	FELONY	MISDEMEAN.	JUVENILE	PROBATION REVOCAION	TERMIN./ ABUSE	HABEAS/ SC	OTHER	
22ND CIRCUIT								
HAMPSHIRE	5	0	0	0	0	1	0	6
HARDY	0	0	0	0	0	0	0	0
PENDLETON	1	0	0	0	0	0	0	1
TOTAL	6	0	0	0	0	1	0	7
23RD CIRCUIT								
BERKELEY	2	0	0	0	0	0	0	2
JEFFERSON	0	0	0	0	0	1	0	1
MORGAN	1	0	0	0	0	0	0	1
TOTAL	3	0	0	0	0	1	0	4
24TH CIRCUIT								
WAYNE	0	0	0	0	0	1	0	1
TOTAL	0	0	0	0	0	1	0	1
25TH CIRCUIT								
BOONE	3	0	0	0	0	0	0	3
LINCOLN	11	1	1	0	0	1	0	14
TOTAL	14	1	1	0	0	1	0	17
26TH CIRCUIT								
LEWIS	1	0	0	0	0	0	0	1
UPSHUR	7	1	0	0	0	0	0	8
TOTAL	8	1	0	0	0	0	0	9

CIRCUIT COUNTY	PAROLE										TOTAL CLAIMS	
	FELONY	MISDEMEAN.	JUVENILE	PROBATION	REVOCACTION	TERMIN./ ABUSE	HABEAS/ SC	OTHER				
27TH CIRCUIT												
WYOMING	31	11	3	0	2	0	0	1	0	0	1	48
TOTAL	31	11	3	0	2	0	0	1	0	0	1	48
28TH CIRCUIT												
NICHOLAS	0	0	1	0	0	0	0	0	0	0	0	1
TOTAL	0	0	1	0	0	0	0	0	0	0	0	1
29TH CIRCUIT												
MASON	11	0	0	0	3	0	0	0	0	0	0	14
PUTNAM	4	0	0	0	2	0	0	0	1	0	0	7
TOTAL	15	0	0	0	5	0	0	0	1	0	0	21
30TH CIRCUIT												
MINGO	4	0	0	0	0	0	0	0	0	0	0	4
TOTAL	4	0	0	0	0	0	0	0	0	0	0	4
31ST CIRCUIT												
MONROE	1	0	0	0	0	0	0	0	0	0	0	1
SUMMERS	0	0	0	0	0	0	0	0	0	0	0	0
TOTAL	1	0	0	0	0	0	0	0	0	0	0	1
STATE TOTAL	263	22	16	4	54	4	9	1	9	0	1	369

**APPENDIX B:
PUBLIC DEFENDER CORPORATIONS
STATISTICAL INFORMATION**

**PUBLIC DEFENDER CORPORATIONS
BOARDS OF DIRECTORS CHAIRPERSONS
AS OF JUNE 30, 1997**

CIRCUIT	COUNTIES	CHAIRS
1 st	BROOKE HANCOCK OHIO	JEFFREY W. MCCAMIC, ESQ., ACT. CHAIR Post Office Box 151 Wheeling, West Virginia 26003
2 nd	MARSHALL TYLER WETZEL	VICKI VOORHIS, ACTING CHAIR Post Office Box 128 New Martinsville, West Virginia 26155
5 th	CALHOUN JACKSON ROANE	C.E. GOODWIN, ESQ., CHAIR Post Office Box 636 Ripley, West Virginia 25271
6 th / 24 th	CABELL WAYNE	W. STANLEY JAMES, ESQ., CHAIR 418 8 th Street Huntington, West Virginia 25701
7 th	LOGAN	JOAN HILL, ESQ., ACTING CHAIR Post Office Box 596 Logan, West Virginia 25601
8 th	MCDOWELL	RUDOLPH J. MURENSKY, II, ESQ., CHAIR Post Office Box 588 Welch, West Virginia 24801
9 th	MERCER	KATHRYN R. BAYLESS, ESQ., ACT. CHAIR 1426 Main Street Princeton, West Virginia 24740
10 th	RALEIGH	VACANT
12 th	FAYETTE	PAUL O. CLAY, JR., ESQ., ACTING CHAIR Post Office Box 746 Fayetteville, West Virginia 25840
13 th	KANAWHA	LONNIE SIMMONS, ESQ., CHAIR 604 Virginia Street, E. Charleston, West Virginia 25301

Public Defender Corporations Board Chairs Continued

CIRCUIT	COUNTIES	CHAIRS
15 th	HARRISON	LISA STOUT ROGERS, ESQ., CHAIR Post Office Drawer 2040 Clarksburg, West Virginia 26302
23 rd	BERKELEY JEFFERSON MORGAN	NORWOOD BENTLEY ESQ., ACT. CHAIR Post Office Box 1419 Martinsburg, West Virginia 25401
28 th	NICHOLAS	DONALD K. BISCHOFF, ESQ., ACT. CHAIR 517 Main Street Summersville, West Virginia 26651
30 th	MINGO	JANE MORAN, ESQ., ACTING CHAIR Post Office Box 171 Williamson, West Virginia 25661

**PUBLIC DEFENDER SERVICES GRANTS
CASH DISBURSEMENTS TO PUBLIC DEFENDER CORPORATIONS
July 1, 1996 to June 30, 1997**

	BUDGETED	DISBURSED	UNDER BUDGET
1ST CIRCUIT	\$653,085.00	\$549,336.25	\$103,748.75
2ND CIRCUIT	\$343,560.00	\$332,670.00	\$10,890.00
5TH CIRCUIT	\$337,950.00	\$337,950.00	\$0.00
6TH/24TH CIRCUIT	\$853,055.00	\$853,055.00	\$0.00
7TH CIRCUIT	\$339,745.00	\$309,808.75	\$29,936.25
8TH CIRCUIT	\$305,336.00	\$279,627.00	\$25,709.00
9TH CIRCUIT	\$517,880.00	\$517,880.00	\$0.00
10TH CIRCUIT	\$519,224.00	\$509,224.00	\$10,000.00
12TH CIRCUIT	\$307,420.00	\$301,275.00	\$6,145.00
13TH CIRCUIT	\$1,703,070.00	\$1,703,070.00	\$0.00
15TH CIRCUIT	\$504,485.00	\$488,363.75	\$16,121.25
23RD CIRCUIT	\$910,830.00	\$910,830.00	\$0.00
28TH CIRCUIT	\$180,520.00	\$175,520.00	\$5,000.00
30TH CIRCUIT	\$330,410.00	\$312,807.50	\$17,602.50
TOTAL DISBURSED	\$7,806,570.00	\$7,581,417.25	\$225,152.75

**PUBLIC DEFENDER HOURS WORKED
BY ATTORNEY, BY MONTH**

**PUBLIC DEFENDER CORPORATIONS
 TIME REPORT FOR PERIOD 07/01/96 TO 06/30/97**

CIRCUIT	JUL	AUG	SEP	OCT	NOV	DEC	JAN	FEB	MAR	APR	MAY	JUN	TOTAL
1ST CIRCUIT													
OHIO													
ALBERTY	54.90	61.60	43.50	62.60	1.10	0.00	0.00	0.00	0.00	0.00	0.00	0.00	223.70
COOLEY	0.00	0.00	0.00	0.00	0.00	0.00	0.00	0.00	0.00	0.00	0.00	118.25	118.25
GAUDIO	0.00	0.00	0.00	0.00	0.00	0.00	0.00	0.00	0.00	0.00	162.40	209.60	372.00
INGHAM	0.00	0.00	0.00	0.00	0.00	0.00	0.00	0.00	0.00	0.00	151.00	144.95	295.95
MCKAY	0.00	0.00	28.20	4.10	20.50	48.00	0.00	0.00	0.00	0.00	0.00	0.00	100.80
PETTINI	157.20	80.80	57.80	159.00	75.97	145.31	87.70	142.90	183.10	169.40	228.00	265.90	1753.08
ROBERTSON	0.00	0.00	0.00	0.00	15.90	112.95	129.90	153.70	147.00	170.40	180.10	188.30	1098.25
SACCO	132.35	173.35	54.67	0.10	2.30	0.25	0.00	0.00	0.10	0.60	0.00	0.00	363.72
WILSON	20.10	19.70	16.00	0.30	0.10	42.20	7.70	0.40	0.00	0.00	0.00	0.00	106.50
WOOD	0.00	0.00	0.00	0.00	0.00	116.45	126.40	149.20	240.50	298.40	246.90	259.00	1436.85
TOTAL	364.55	335.45	200.17	226.10	115.87	465.16	351.70	446.20	570.70	638.80	968.40	1186.00	5869.10
BROOKE													
BOWMAN-JEFFERIS	170.20	172.00	158.70	167.50	133.20	103.90	0.00	0.00	0.00	0.00	0.00	0.00	905.50
BROGAN	187.50	183.20	174.30	201.70	141.40	172.60	186.50	182.20	180.50	192.00	198.40	180.00	2180.30
FITCH	176.60	155.40	162.00	179.10	133.10	165.50	162.50	139.90	165.90	170.60	173.20	171.60	1955.40
MANNYPENNY	0.00	0.00	0.00	0.00	0.00	0.00	0.00	0.00	15.00	16.60	23.70	6.60	61.90
WILSON	0.00	0.00	0.00	0.00	0.00	0.00	30.15	0.00	0.00	0.00	0.00	0.00	30.15
TOTAL	534.30	510.60	495.00	548.30	407.70	442.00	379.15	322.10	361.40	379.20	395.30	358.20	5133.25
CIRCUIT TOTAL	898.85	846.05	695.17	774.40	523.57	907.16	730.85	768.30	932.10	1018.00	1363.70	1544.20	11002.35
2ND CIRCUIT													
ANDERSON	151.00	169.20	134.70	114.50	105.40	121.20	147.50	118.60	129.50	145.80	131.00	128.90	1597.30
HALL	87.70	160.60	116.90	152.60	120.70	141.30	155.00	121.90	134.50	148.80	128.10	135.40	1603.50
NEISWONGER	176.00	135.70	158.50	170.70	146.80	134.50	153.10	134.60	168.60	192.90	153.60	164.80	1889.80
ZEHDNER	207.00	130.30	173.00	173.50	120.60	129.50	180.00	137.70	140.20	175.40	188.00	150.10	1905.30
CIRCUIT TOTAL	621.70	595.80	583.10	611.30	493.50	526.50	635.60	512.80	572.80	662.90	600.70	579.20	6995.90

CIRCUIT	JUL	AUG	SEP	OCT	NOV	DEC	JAN	FEB	MAR	APR	MAY	JUN	TOTAL
5TH CIRCUIT													
BAILEY	0.00	0.00	13.70	67.50	110.50	115.73	175.60	94.15	126.30	129.40	140.70	148.75	1122.33
BOSTIC	0.00	0.00	87.25	119.00	99.40	123.10	131.80	116.20	192.60	153.80	143.10	183.60	1349.85
WHITEOAK	0.00	0.00	6.00	39.00	56.70	70.10	111.80	87.90	118.70	108.50	115.40	102.20	816.30
CIRCUIT TOTAL	0.00	0.00	106.95	225.50	266.60	308.93	419.20	298.25	437.60	391.70	399.20	434.55	3288.48
6TH CIRCUIT													
BLACK	192.45	158.62	155.10	193.00	145.30	151.85	182.20	148.70	168.00	184.70	147.70	178.40	2006.02
BOUCHILLON	187.20	180.00	191.92	185.70	120.30	155.10	191.90	136.50	173.70	167.20	134.50	184.50	2008.52
CAMPBELL	0.00	140.50	146.50	198.60	76.90	159.02	138.90	71.80	127.60	173.70	154.70	184.70	1572.92
COOK	0.00	0.00	0.00	0.00	0.00	0.00	0.00	0.00	0.00	0.00	0.00	103.80	103.80
CURNUTTE	0.00	0.00	13.90	90.20	72.60	46.60	0.00	0.00	0.00	0.00	0.00	0.00	223.30
HARMAN	0.00	0.00	0.00	0.00	0.00	0.00	65.40	133.90	153.70	175.80	169.10	155.10	853.00
HOUDYSHELL	52.30	0.00	0.00	0.00	0.00	2.70	0.00	0.00	0.00	0.00	0.00	0.00	55.00
HURLEY	6.40	153.80	159.40	193.80	161.60	135.80	178.90	167.90	174.40	178.20	130.90	0.00	1641.10
JARRELL	153.50	162.50	125.61	161.05	131.20	153.70	149.72	0.00	0.00	0.00	0.00	0.00	1037.28
MAGUIRE	0.00	0.00	0.00	0.00	0.00	8.00	97.40	161.10	159.70	174.90	161.70	186.90	949.70
QUALLS	209.80	197.55	159.85	172.20	163.20	192.89	177.40	214.14	198.00	176.91	156.24	216.35	2234.53
QUEEN	0.00	166.40	161.60	196.05	174.82	175.83	212.80	168.80	169.35	185.60	189.40	179.90	1980.55
WEED	179.06	179.02	163.50	179.50	162.70	155.30	161.40	92.70	162.32	181.30	168.10	184.90	1969.80
WILKINSON	180.50	181.20	145.80	205.90	161.00	140.20	216.30	180.00	159.60	185.60	170.80	136.70	2063.60
WILSON	175.60	181.40	166.60	0.00	0.00	0.80	0.00	0.00	0.00	0.00	0.00	0.00	524.40
CIRCUIT TOTAL	1336.81	1700.99	1589.78	1776.00	1369.62	1477.79	1772.32	1475.54	1646.37	1783.91	1583.14	1711.25	19223.52
7TH CIRCUIT													
ADKINS	200.20	163.75	146.60	118.40	129.75	123.85	133.30	152.25	173.40	173.95	130.25	138.55	1784.25
CODISPOTTI	134.20	319.84	285.80	277.80	223.20	127.00	147.80	214.90	115.80	167.00	185.60	128.50	2327.44
HOLICKER	165.80	164.85	146.20	157.10	124.70	144.70	196.90	163.90	125.50	130.80	1.60	142.70	1664.75
MERCERUIO	139.50	204.50	158.70	165.10	154.20	101.80	149.70	144.00	149.40	138.80	158.20	167.50	1831.40
CIRCUIT TOTAL	639.70	852.94	737.30	718.40	631.85	497.35	627.70	675.05	564.10	610.55	475.65	577.25	7607.84

CIRCUIT	JUL	AUG	SEP	OCT	NOV	DEC	JAN	FEB	MAR	APR	MAY	JUN	TOTAL
8TH CIRCUIT													
ANDERSON	174.90	132.10	139.30	150.40	134.80	116.40	153.50	112.30	147.50	151.80	113.40	125.40	1651.80
LUSK	203.70	186.60	189.10	189.30	200.00	138.80	190.00	185.50	188.80	191.20	187.00	175.40	2225.40
MANCINI	0.00	120.40	173.10	176.70	173.10	185.00	213.50	171.20	187.10	165.30	181.70	165.00	1912.10
CIRCUIT TOTAL	378.60	439.10	501.50	516.40	507.90	440.20	557.00	469.00	523.40	508.30	482.10	465.80	5789.30
9TH CIRCUIT													
ALEXANDER	233.80	187.03	136.40	185.20	150.00	139.10	186.60	153.60	188.40	189.70	182.70	187.20	2119.73
ASH	200.50	150.50	127.40	176.00	140.80	166.00	185.40	149.20	164.40	154.10	163.30	164.90	1942.50
BALLARD	123.00	114.70	92.65	142.60	102.90	108.80	129.40	125.30	98.00	96.50	87.20	6.50	1227.55
BURKS	155.20	158.40	116.30	156.50	120.00	137.98	154.50	122.60	133.70	125.40	144.40	148.20	1673.18
FUDA	209.90	180.40	180.30	171.70	142.10	162.40	165.40	161.10	163.80	179.40	185.20	162.60	2064.30
MEYER	260.50	228.71	236.90	228.30	192.66	179.50	201.00	224.80	228.70	186.70	210.60	199.70	2578.07
CIRCUIT TOTAL	1182.90	1019.74	889.95	1060.30	848.46	893.78	1022.30	936.60	977.00	931.80	973.40	869.10	11605.33
10TH CIRCUIT													
DANIELL	29.85	111.74	109.25	185.05	64.21	149.00	169.80	160.00	172.50	181.05	164.50	169.50	1666.45
GOLDBERG	25.00	92.65	157.50	154.20	120.00	129.00	141.50	155.00	149.00	188.00	166.10	173.00	1650.95
HALFERTY	139.00	189.40	164.00	147.20	168.90	102.80	81.50	0.00	0.00	0.00	0.00	0.00	992.80
LAMP	19.00	0.00	0.00	0.00	0.00	0.00	0.00	0.00	0.00	0.00	0.00	0.00	19.00
NOGGY	157.90	167.30	185.30	196.00	181.20	171.40	200.90	285.20	195.90	223.20	183.00	192.50	2339.80
SINKIEWICZ	136.10	121.50	165.70	157.90	161.30	43.60	164.50	153.70	189.60	105.80	137.20	162.10	1699.00
VILLANUEVA-MATKOVICH	186.50	191.60	204.80	178.00	135.60	151.10	176.50	94.00	200.00	222.90	165.10	200.40	2106.50
WOODS	0.00	0.00	0.00	0.00	0.00	0.00	0.00	0.00	0.00	56.70	178.70	149.00	384.40
CIRCUIT TOTAL	693.35	874.19	986.55	1018.35	831.21	746.90	934.70	847.90	907.00	977.65	994.60	1046.50	10858.90
12TH CIRCUIT													
AUSTIN	0.00	0.00	0.00	170.80	158.30	180.00	168.50	142.70	158.60	184.10	133.70	105.80	1402.50
EUSTIS	230.50	189.50	199.30	242.10	192.70	166.80	211.80	179.60	213.10	207.30	145.00	174.90	2352.60
HURLEY	0.00	0.00	0.00	0.00	0.00	0.00	0.00	0.00	0.00	0.00	1.40	137.60	139.00
MOOREHEAD	188.30	174.60	186.00	159.40	146.20	158.80	15.50	0.00	0.00	0.00	0.00	0.00	1028.80
REES	165.90	152.10	164.30	186.30	160.50	168.60	177.80	149.50	171.20	159.40	136.00	148.80	1940.40
CIRCUIT TOTAL	584.70	516.20	549.60	758.60	657.70	674.20	573.60	471.80	542.90	550.80	416.10	567.10	6863.30

CIRCUIT	JUL	AUG	SEP	OCT	NOV	DEC	JAN	FEB	MAR	APR	MAY	JUN	TOTAL
13TH CIRCUIT													
ALEXANDER	193.10	183.00	170.80	187.40	173.35	189.40	181.00	153.00	168.00	179.00	177.00	187.75	2142.80
BOOTHROYD	177.50	167.50	179.75	182.00	165.50	180.50	185.75	167.25	162.00	163.50	173.00	159.75	2064.00
BRADFORD	24.00	78.70	53.80	35.30	100.60	205.70	171.95	151.95	159.25	160.00	154.00	175.70	1470.95
BROWN	212.50	191.00	185.40	192.80	163.70	193.50	182.60	181.80	195.00	199.35	210.70	183.70	2292.05
CASTELLE	218.75	193.76	228.43	198.82	192.45	190.52	220.14	194.84	231.43	206.10	216.56	211.08	2502.88
CHIERICOZZI	30.75	160.00	164.75	187.25	184.05	194.45	243.50	169.25	182.90	209.00	181.40	175.40	2082.70
CHISOLM	200.10	171.60	168.10	186.16	165.48	185.70	188.00	155.00	174.90	183.20	188.50	169.30	2136.04
DAVIS	192.20	175.50	180.00	192.00	236.50	180.00	183.40	168.40	192.30	162.90	176.90	34.50	2074.60
FISHER	29.50	146.85	208.45	184.55	174.75	167.00	96.55	87.00	164.30	165.25	201.20	165.00	1790.40
GOES	180.25	188.50	180.35	183.95	170.05	184.35	189.80	172.20	168.80	197.10	204.35	161.00	2180.70
HUGHES	178.50	154.50	153.00	183.00	158.50	165.00	188.00	169.50	152.00	174.00	181.50	162.80	2020.30
KAPLAN	199.20	198.30	185.60	228.90	251.60	202.80	228.95	184.50	207.70	215.50	192.00	184.90	2479.95
KATZ	0.00	0.00	0.00	0.00	0.00	0.00	127.22	157.77	179.65	182.54	177.06	163.53	987.77
MOLENDIA	178.30	168.80	156.10	182.25	166.21	161.00	205.29	141.40	182.80	209.40	178.90	173.05	2103.50
PATEL	0.00	0.00	95.25	178.50	195.70	238.50	254.40	231.70	221.30	248.30	208.80	182.45	2054.90
SARIA	172.50	162.75	168.50	179.75	167.50	170.00	177.10	164.00	176.00	174.50	177.00	177.25	2066.85
SIMS	35.50	160.25	157.15	194.50	166.50	178.10	182.50	162.75	174.75	166.50	172.75	158.60	1909.85
SULLIVAN	189.30	200.20	171.30	187.60	202.40	187.80	135.80	16.00	0.00	0.00	0.00	0.00	1290.40
TUCKER	0.00	0.00	0.00	0.00	0.00	0.00	0.00	0.00	62.45	143.50	152.10	135.44	493.49
WARNER	186.30	173.10	168.00	183.40	172.30	174.40	185.70	158.00	169.70	178.70	184.00	193.20	2126.80
WOLFINGBARGER	67.95	162.25	151.45	186.15	157.45	190.20	211.13	186.09	197.80	208.98	197.90	212.80	2130.15
CIRCUIT TOTAL	2666.20	3036.56	3126.18	3434.28	3364.59	3538.92	3557.78	3019.40	3523.03	3727.32	3705.62	3367.20	40401.08
15TH CIRCUIT													
COOK	0.00	0.00	0.00	0.00	0.00	0.00	134.59	169.85	182.47	185.25	180.00	168.35	1020.51
GOODRICH	183.92	174.57	166.25	196.18	181.32	169.40	189.18	175.68	173.36	186.62	182.77	175.20	2154.45
PICKENS	173.06	168.00	157.25	184.25	164.55	177.13	194.50	160.08	172.00	171.25	179.00	170.66	2071.73
SINKKANEN	184.30	176.20	172.00	202.80	182.95	181.25	214.35	189.15	162.85	200.15	173.85	180.90	2220.75
ULRICH	192.02	188.60	185.75	197.46	166.75	202.35	177.75	170.19	169.75	185.40	180.81	189.40	2206.23
WARNICK	0.00	83.93	168.88	196.64	178.42	180.26	215.08	175.36	184.03	204.65	193.22	178.88	1959.35
WELSH	165.88	165.33	155.88	166.35	170.66	0.00	0.00	0.00	0.00	0.00	0.00	0.00	824.10
CIRCUIT TOTAL	899.18	956.63	1006.01	1143.68	1044.65	910.39	1125.45	1040.31	1044.46	1133.32	1089.65	1063.39	12457.12

CIRCUIT	JUL	AUG	SEP	OCT	NOV	DEC	JAN	FEB	MAR	APR	MAY	JUN	TOTAL
23RD CIRCUIT													
AMORE	195.00	183.00	198.00	176.00	169.00	170.00	181.00	163.00	175.00	174.00	167.00	160.00	2111.00
ARNOLD	185.00	173.00	168.00	184.00	181.00	180.00	173.00	162.00	169.00	176.00	171.00	170.00	2092.00
BENNETT	174.50	189.00	163.00	167.00	176.00	181.00	164.00	157.00	167.00	179.00	168.00	155.00	2040.50
CESARE	197.00	189.00	175.00	188.00	121.00	186.00	195.00	166.00	168.00	88.00	0.00	0.00	1673.00
DAMBRO	186.00	184.00	160.00	218.00	166.00	182.00	176.00	166.00	170.00	176.00	184.00	182.00	2150.00
DELANEY	185.00	188.00	98.00	192.00	168.00	168.00	211.00	204.00	196.00	198.50	170.00	13.00	1991.50
FEUDALE	192.00	177.00	167.00	176.00	168.00	212.00	185.00	160.00	176.00	178.00	176.00	165.00	2132.00
GARRETSON	192.00	147.00	247.00	185.00	154.00	160.00	168.00	155.00	168.00	152.00	168.00	144.00	2040.00
LAWSON	184.00	173.00	156.00	206.50	169.00	179.00	0.00	0.00	160.00	179.00	168.00	160.00	1734.50
MUSSOMELI	0.00	0.00	0.00	0.00	0.00	0.00	0.00	0.00	0.00	104.00	174.00	165.00	443.00
PHILLIPS	0.00	0.00	0.00	0.00	0.00	0.00	0.00	0.00	0.00	0.00	168.00	160.00	328.00
REECE	192.00	178.00	160.00	176.00	160.00	176.00	176.00	138.00	168.00	176.00	168.00	168.00	2036.00
CIRCUIT TOTAL	1882.50	1781.00	1692.00	1868.50	1632.00	1794.00	1629.00	1471.00	1717.00	1780.50	1882.00	1642.00	20771.50
24TH CIRCUIT													
MAYNE	171.60	156.10	135.95	143.70	136.90	165.90	169.90	142.70	143.20	162.60	153.70	154.00	1836.25
SMITH	140.40	127.50	105.10	143.10	110.60	118.10	155.20	147.50	153.90	181.10	157.60	148.60	1688.70
CIRCUIT TOTAL	312.00	283.60	241.05	286.80	247.50	284.00	325.10	290.20	297.10	343.70	311.30	302.60	3524.95
28TH CIRCUIT													
STANTON	182.90	172.50	168.88	179.30	168.52	167.60	181.90	159.70	158.62	187.40	175.81	159.60	2062.73
VANDEVENDER	178.14	160.00	138.10	162.16	157.00	149.80	156.14	144.11	133.60	151.17	155.60	147.80	1833.62
CIRCUIT TOTAL	361.04	332.50	306.98	341.46	325.52	317.40	338.04	303.81	292.22	338.57	331.41	307.40	3896.35
30TH CIRCUIT													
FOLEY	352.40	160.50	141.10	191.50	127.70	140.00	151.30	126.40	210.40	173.70	152.70	164.90	2092.60
LYLES	0.00	0.00	0.00	0.00	0.00	132.30	151.90	104.70	28.80	0.00	0.00	0.00	417.70
MCCUNE	300.20	154.20	158.30	154.00	121.60	140.00	183.90	127.70	155.90	154.00	199.00	214.50	2063.30
SHEETTS FRALEY	332.40	154.40	140.20	182.50	122.60	142.80	177.20	167.42	188.20	181.30	174.70	197.00	2160.72
CIRCUIT TOTAL	985.00	469.10	439.60	528.00	371.90	555.10	664.30	526.22	583.30	509.00	526.40	576.40	6734.32
STATE TOTAL	13442.53	13704.40	13451.72	15061.97	13116.57	13872.62	14912.94	13106.18	14560.38	15268.02	15134.97	15053.94	171020.24

**PUBLIC DEFENDER HOURS WORKED
BY ATTORNEY, BY CASE TYPE**

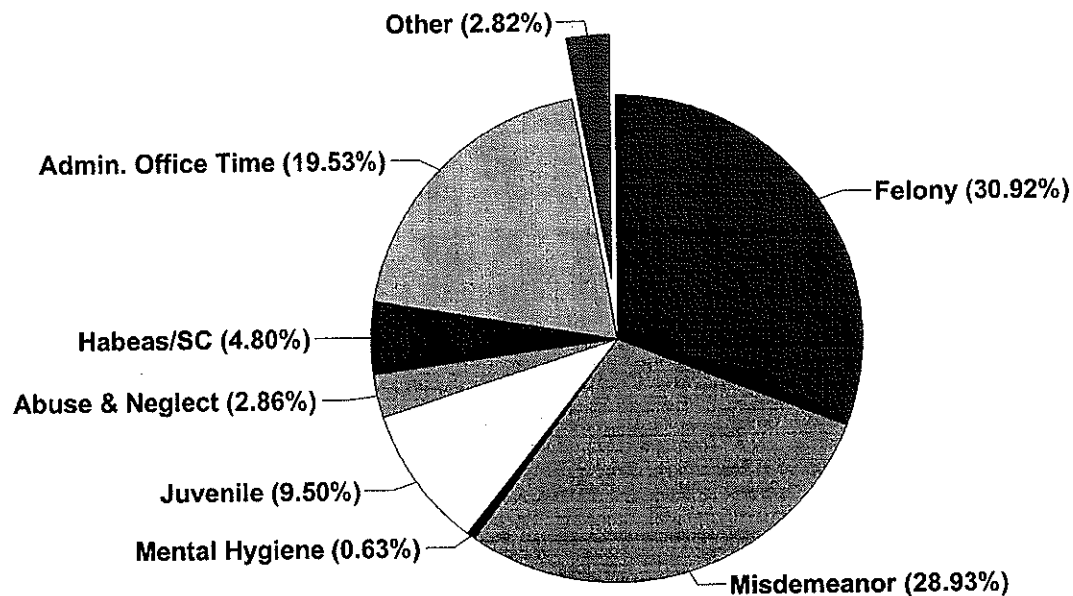
Public Defender Corporations Case Time for FY 97

Felony	52872.10
Misdemeanor	49483.91
Mental Hygiene	1084.17
Juvenile	16254.39
Abuse & Neglect	4899.01
Habeas/SC	8204.13
Admin. Office Time	33402.69
Other	4819.84

Paternity, Parole/Probation Revoc., Extradition, and Contempt
--

Total Case Time 171020.24

Public Defender Corporation Time FY 97 by Case Type



PUBLIC DEFENDER CORPORATIONS
CASE TIME REPORT FOR PERIOD 07/01/96 TO 06/30/97

CIRCUIT	FELONY	MISDEM	MENTAL HYGIENE	JUVENILE	PATERN.	REVOCAT.	PROBAT. PAROLE/	TERMIN./ ABUSE	HABEAS/ SC	OTHER	ADMIN.	TOTAL
1ST CIRCUIT												
OHIO												
ALBERTY	71.00	148.10	1.00	3.60	0.00	0.00	0.00	0.00	0.00	0.00	0.00	223.70
COOLEY	4.10	46.45	5.60	4.70	0.00	0.00	0.00	0.00	0.00	0.00	57.40	118.25
GAUDIO	90.90	166.20	0.00	0.00	0.00	0.00	0.00	0.00	0.00	12.20	102.70	372.00
INGHAM	0.00	0.00	0.00	0.00	0.00	0.00	0.00	0.00	0.00	0.00	295.95	295.95
MCKAY	1.90	34.40	5.00	37.10	0.00	0.00	15.60	1.50	4.80	1.00	4.30	100.80
PETTINI	484.96	554.01	14.30	21.70	0.00	14.30	35.60	4.80	75.40	42.10	581.31	1753.08
ROBERTSON	261.40	674.05	4.80	0.50	0.00	0.00	52.60	1.80	30.40	30.40	51.70	1098.25
SACCO	102.62	94.25	19.10	78.75	0.00	0.30	0.00	7.95	1.80	0.00	14.30	363.72
WILSON	52.75	29.85	1.50	0.00	0.00	0.00	0.00	4.20	1.00	1.00	13.45	106.50
WOOD	275.20	593.13	25.80	261.20	0.00	0.00	192.20	4.20	0.80	0.80	84.32	1436.85
TOTAL	1344.83	2340.44	77.10	407.55	0.00	14.60	296.00	95.65	87.50	1205.43	5869.10	
BROOKE												
BOWMAN-JEFFERIS	233.10	490.70	0.00	1.00	0.00	32.10	30.90	0.00	0.00	2.90	114.80	905.50
BROGAN	1130.50	188.00	2.90	496.90	0.00	25.60	83.30	0.00	0.00	17.70	235.40	2180.30
FITCH	546.50	574.60	2.10	396.50	0.20	150.70	34.40	0.00	0.00	39.00	211.40	1955.40
MANYPENNY	0.00	61.90	0.00	0.00	0.00	0.00	0.00	0.00	0.00	0.00	0.00	61.90
WILSON	16.70	9.20	0.00	0.00	0.00	0.00	0.00	0.00	0.00	0.00	4.25	30.15
TOTAL	1926.80	1324.40	5.00	894.40	0.20	208.40	148.60	0.00	0.00	59.60	565.85	5133.25
CIRCUIT TOTAL	3271.63	3664.84	82.10	1301.95	0.20	223.00	444.60	95.65	147.10	1771.28	11002.35	
2ND CIRCUIT												
ANDERSON	891.10	257.20	11.50	62.10	0.00	79.90	63.40	130.50	41.40	60.20	1597.30	1597.30
HALL	15.50	175.70	39.40	716.00	0.00	0.00	311.50	316.90	13.80	14.70	1603.50	1603.50
NEISWONGER	591.30	516.40	41.10	148.30	0.40	69.90	85.90	337.50	63.50	35.50	1889.80	1889.80
ZEHNDER	527.00	655.00	12.70	20.10	0.00	13.10	41.80	456.40	22.80	156.40	1905.30	1905.30
CIRCUIT TOTAL	2024.90	1604.30	104.70	946.50	0.40	162.90	502.60	1241.30	141.50	266.80	6995.90	

CIRCUIT	FELONY	MISDEM	MENTAL		JUVENILE	PATERN.	REVOCAT.	PAROLE/		TERMIN./	HABEAS/	OTHER	ADMIN.	TOTAL
			HYGIENE	HYGIENE				PROBAT.	SC					
5TH CIRCUIT														
BAILEY	374.70	248.18	16.10	16.10	74.35	0.00	0.00	0.00	66.25	0.10	97.75	244.90	1122.33	
BOSTIC	387.45	211.90	0.60	0.60	0.60	0.00	0.00	0.00	64.40	31.00	50.70	603.20	1349.85	
WHITEOAK	215.90	249.10	14.90	14.90	63.10	0.00	0.00	0.00	41.80	11.30	76.80	143.40	816.30	
CIRCUIT TOTAL	978.05	709.18	31.60	31.60	138.05	0.00	0.00	0.00	172.45	42.40	225.25	991.50	3288.48	
6TH CIRCUIT														
BLACK	791.15	848.35	0.00	0.00	113.30	0.00	0.40	0.00	5.10	0.00	0.00	247.72	2006.02	
BOUCHILLON	814.97	743.10	0.00	0.00	14.30	0.00	0.00	0.00	31.85	0.00	4.00	400.30	2008.52	
CAMPBELL	490.02	602.20	0.00	0.00	211.90	0.00	0.00	0.00	1.10	0.00	0.00	267.70	1572.92	
COOK	87.80	3.30	0.00	0.00	0.00	0.00	0.00	0.00	0.00	0.00	0.00	12.70	103.80	
CURNUTTE	57.40	101.40	0.00	0.00	4.00	0.00	0.00	0.00	0.00	0.00	0.00	60.50	223.30	
HARMAN	115.50	189.20	0.00	0.00	383.60	0.00	0.00	0.00	0.00	0.00	0.00	164.70	853.00	
HOUDYSHELL	11.20	4.10	0.00	0.00	0.00	0.00	0.00	0.00	0.00	0.00	0.00	39.70	55.00	
HURLEY	642.80	459.30	0.00	0.00	104.70	0.00	0.00	0.00	4.50	0.00	0.00	429.80	1641.10	
JARRELL	389.80	338.23	0.00	0.00	82.70	0.00	0.00	0.00	89.55	0.00	0.00	137.00	1037.28	
MAGUIRE	235.00	159.75	0.00	0.00	260.30	0.00	0.00	0.00	0.10	0.00	0.00	294.55	949.70	
QUALLS	633.04	922.58	0.00	0.00	58.35	0.00	0.00	0.00	339.06	0.00	0.15	281.35	2234.53	
QUEEN	613.95	650.70	0.00	0.00	294.30	0.00	0.00	0.00	1.70	0.00	0.50	419.40	1980.55	
WEED	537.75	436.83	0.00	0.00	427.22	0.00	0.00	0.00	1.00	0.00	0.60	566.40	1969.80	
WILKINSON	458.50	168.00	0.00	0.00	338.80	0.00	0.00	0.00	361.90	25.20	0.10	711.10	2063.60	
WILSON	219.80	171.30	0.00	0.00	1.00	0.00	0.00	0.00	1.90	0.00	0.00	130.40	524.40	
CIRCUIT TOTAL	6098.68	5798.34	0.00	0.00	2294.47	0.00	0.40	0.00	837.76	25.20	5.35	4163.32	19223.52	
7TH CIRCUIT														
ADKINS	561.00	407.75	32.50	32.50	343.40	0.00	0.00	0.00	60.35	26.20	9.45	343.60	1784.25	
CODISPOTI	1261.04	307.30	53.20	53.20	43.80	3.20	0.00	0.00	161.70	0.60	13.40	483.20	2327.44	
HOLICKER	668.15	177.60	68.50	68.50	143.85	0.00	0.20	0.20	89.30	3.60	37.70	475.85	1664.75	
MERCERUIO	874.00	212.70	15.10	15.10	0.00	1.30	9.90	9.90	8.10	1.20	1.30	707.80	1831.40	
CIRCUIT TOTAL	3364.19	1105.35	169.30	169.30	531.05	4.50	10.10	10.10	319.45	31.60	61.85	2010.45	7607.84	

CIRCUIT	PAROLE/											TOTAL
	FELONY	MISDEM	MENTAL HYGIENE	JUVENILE	PATERN.	PROBAT. REVOCAT.	TERMIN./ ABUSE	HABEAS/ SC	OTHER	ADMIN.		
8TH CIRCUIT												
ANDERSON	692.10	619.00	0.00	166.10	0.00	0.40	32.50	15.70	3.70	122.30		1651.80
LUSK	1073.60	830.50	0.00	95.50	0.00	1.20	39.50	3.00	26.30	155.80		2225.40
MANCINI	331.30	644.70	0.00	16.10	0.00	2.60	6.10	3.80	1.30	906.20		1912.10
CIRCUIT TOTAL	2097.00	2094.20	0.00	277.70	0.00	4.20	78.10	22.50	31.30	1184.30		5789.30
9TH CIRCUIT												
ALEXANDER	164.00	1071.30	42.40	259.80	0.00	42.53	188.10	7.30	59.40	284.90		2119.73
ASH	1175.60	113.60	45.30	154.70	0.00	58.10	2.50	12.90	47.90	331.90		1942.50
BALLARD	75.00	706.40	31.10	85.80	0.00	34.80	15.10	11.20	23.40	244.75		1227.55
BURKS	951.58	69.90	26.90	177.50	0.00	8.50	9.20	9.10	18.80	401.70		1673.18
FUDA	611.50	781.60	11.90	133.30	0.00	4.00	49.70	2.10	16.80	453.40		2064.30
MEYER	479.11	1002.36	30.90	290.30	0.00	56.00	92.50	270.70	45.10	311.10		2578.07
CIRCUIT TOTAL	3456.79	3745.16	188.50	1101.40	0.00	203.93	357.10	313.30	211.40	2027.75		11605.33
10TH CIRCUIT												
DANIELL	167.10	1130.77	0.00	82.58	0.00	13.25	14.25	0.00	1.00	257.50		1666.45
GOLDBERG	123.50	607.45	0.00	25.50	0.00	3.00	165.50	0.00	0.00	726.00		1650.95
HALFERTY	248.20	385.20	0.00	48.90	0.00	43.90	196.60	0.00	0.00	70.00		992.80
LAMP	14.00	3.00	0.00	1.00	0.00	0.00	1.00	0.00	0.00	0.00		19.00
NOGGY	1021.80	599.10	0.00	69.00	0.50	41.40	163.60	1.50	17.10	425.80		2339.80
SINKIEWICZ	775.60	568.60	0.00	61.70	0.00	21.80	58.60	0.00	0.00	212.70		1699.00
VILLANUEVA-MATKOVICH	1060.20	652.10	0.00	53.30	0.00	15.90	265.80	0.00	3.00	56.20		2106.50
WOODS	113.40	156.10	0.00	55.20	0.00	5.60	10.50	0.00	0.00	43.60		384.40
CIRCUIT TOTAL	3523.80	4102.32	0.00	397.18	0.50	144.85	875.85	1.50	21.10	1791.80		10858.90
12TH CIRCUIT												
AUSTIN	390.80	461.60	10.10	139.80	0.00	0.00	72.70	56.10	148.80	122.60		1402.50
EUSTIS	1162.50	525.80	11.60	237.40	0.00	12.10	16.60	37.00	119.80	229.80		2352.60
HURLEY	43.90	22.90	1.30	1.90	0.00	0.00	0.00	48.20	7.10	13.70		139.00
MOOREHEAD	338.30	263.00	11.10	55.60	0.00	33.80	68.50	61.30	36.70	160.50		1028.80
REES	720.30	393.80	1.80	168.00	0.00	15.50	19.80	217.10	56.30	347.80		1940.40
CIRCUIT TOTAL	2655.80	1667.10	35.90	602.70	0.00	61.40	177.60	419.70	368.70	874.40		6863.30

CIRCUIT	PAROLE/											TOTAL
	FELONY	MISDEM	MENTAL HYGIENE	JUVENILE	PATERN.	REVOCAT.	PROBAT.	TERMIN./ ABUSE	HABEAS/ SC	OTHER	ADMIN.	
23RD CIRCUIT												
AMORE	619.00	734.00	0.00	312.00	0.00	14.00	0.00	1.00	7.00	424.00	2111.00	
ARNOLD	446.00	1052.00	0.00	143.00	0.00	17.00	0.00	0.00	0.00	434.00	2092.00	
BENNETT	463.00	940.50	0.00	401.00	0.00	0.00	0.00	0.00	0.00	236.00	2040.50	
CESARE	391.00	646.00	0.00	188.00	2.00	18.00	0.00	0.00	0.00	428.00	1673.00	
DAMBRO	799.50	287.50	0.00	18.00	0.00	0.00	0.00	0.00	21.00	1024.00	2150.00	
DELANEY	580.00	936.50	0.00	256.50	0.00	0.00	0.00	8.00	0.00	210.50	1991.50	
FEUDALE	402.00	1104.00	0.00	226.00	2.00	11.00	0.00	0.00	0.00	387.00	2132.00	
GARRETSON	920.00	507.50	0.00	297.50	0.00	5.00	0.00	3.00	4.00	303.00	2040.00	
LAWSON	421.00	477.00	0.00	205.50	0.00	15.00	0.00	55.00	44.00	517.00	1734.50	
MUSSOMELI	179.00	134.00	0.00	10.00	0.00	0.00	0.00	96.00	0.00	24.00	443.00	
PHILLIPS	42.00	186.50	0.00	40.00	0.00	0.00	0.00	0.00	0.00	59.50	328.00	
REECE	634.00	1066.00	0.00	68.00	0.00	4.00	0.00	0.00	0.00	264.00	2036.00	
CIRCUIT TOTAL	5896.50	8071.50	0.00	2165.50	4.00	84.00	0.00	163.00	76.00	4311.00	20771.50	
24TH CIRCUIT												
MAYNE	801.20	217.85	0.00	127.40	0.00	0.00	0.00	323.70	0.00	366.10	1836.25	
SMITH	592.65	174.55	0.00	147.50	0.00	0.00	0.00	159.70	11.30	603.00	1688.70	
CIRCUIT TOTAL	1393.85	392.40	0.00	274.90	0.00	0.00	0.00	483.40	11.30	969.10	3524.95	
28TH CIRCUIT												
STANTON	289.65	659.55	25.65	368.53	0.00	22.50	136.18	24.00	16.70	519.97	2062.73	
VANDEVENDER	196.05	465.81	31.50	166.90	0.00	1.40	234.26	109.20	120.50	508.00	1833.62	
CIRCUIT TOTAL	485.70	1125.36	57.15	535.43	0.00	23.90	370.44	133.20	137.20	1027.97	3896.35	
30TH CIRCUIT												
FOLEY	723.90	835.00	98.60	0.00	2.70	0.30	7.50	0.00	123.00	301.60	2092.60	
LYLES	249.20	88.40	0.50	0.00	0.00	0.00	21.80	0.00	22.70	35.10	417.70	
MCCUNE	620.50	485.10	121.10	2.00	0.00	0.10	430.30	0.00	93.60	310.60	2063.30	
SHEETS FRALEY	768.12	772.80	97.80	21.70	0.00	0.80	221.60	0.00	180.50	97.40	2160.72	
CIRCUIT TOTAL	2361.72	2181.30	318.00	23.70	2.70	1.20	681.20	0.00	419.80	744.70	6734.32	
STATE TOTAL	52872.10	49483.91	1084.17	16254.39	36.69	1709.95	4899.01	8204.13	3073.20	33402.69	171020.24	

**PUBLIC DEFENDER CORPORATIONS
CASES REPRESENTED:
PENDING, OPENED, AND CLOSED
BY CASE TYPE**

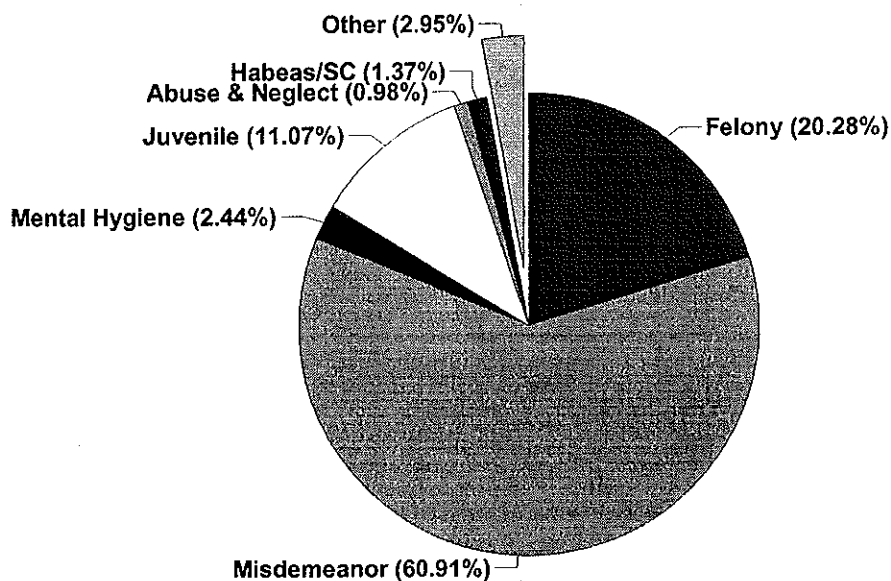
Public Defender Corporations Caseload for FY 97 (CASES REPRESENTED)

Felony	7767
Misdemeanor	23328
Mental Hygiene	936
Juvenile	4241
Abuse & Neglect	374
Habeas/SC	524
Other	1129

Paternity, Parole/Probation Revoc., Extradition, and Contempt
--

Total Caseload 38299

Public Defender Caseload FY 1997 by Case Type



PUBLIC DEFENDER CORPORATIONS
TOTAL OPEN CASES AS OF JUNE 30, 1996, REPORT
CARRYOVER BY CASE TYPE TO FY 1997

CIRCUIT/COUNTY	FELONY	ISDEMEAN	MENTAL HYGIENE	JUVENILE	PATERNITY	PAROLE			HABEAS SC	OTHER	TOTAL
						PROBAT.	TERMIN./ ABUSE	REVOCAT.			
1ST CIRCUIT											
OHIO	136	662	75	116	11	7	28	14	29	1078	
BROOKE	96	193	0	129	1	18	8	1	3	449	
CIRCUIT TOTAL	232	855	75	245	12	25	36	15	32	1527	
2ND CIRCUIT	91	255	5	187	0	18	23	18	8	605	
5TH CIRCUIT	0	0	0	0	0	0	0	0	0	0	
6TH CIRCUIT	192	586	0	206	0	1	25	9	1	1020	
7TH CIRCUIT	139	94	0	34	7	7	7	1	0	289	
8TH CIRCUIT	226	848	0	75	0	1	20	5	6	1181	
9TH CIRCUIT	133	425	6	83	0	17	10	19	8	701	
10TH CIRCUIT	204	466	0	51	1	9	20	2	2	755	
12TH CIRCUIT	48	79	0	13	0	1	1	6	4	152	
13TH CIRCUIT	616	1443	0	371	0	10	6	236	29	2711	
15TH CIRCUIT	251	496	19	33	4	14	7	6	54	884	
23RD CIRCUIT	267	666	0	140	3	8	0	8	0	1092	
24TH CIRCUIT	16	31	0	30	0	1	0	3	0	81	
28TH CIRCUIT	27	81	12	29	0	0	4	5	3	161	
30TH CIRCUIT	167	365	122	1	3	2	26	48	15	749	
TOTALS	2609	6690	239	1498	30	114	185	381	162	11908	

**PUBLIC DEFENDER CORPORATIONS
 CASELOAD REPORT
 NEW CASES OPENED BY CASE TYPE FOR FY 1997**

CIRCUIT	FELONY	MISDEMEAN	MENTAL HYGIENE	JUVENILE	PAROLE			TERMIN/ ABUSE	HABEAS/ SC	OTHER	TOTAL CASES
					PROBAT.	REVOCAT	ABUSE				
1ST CIRCUIT											
OHIO	174	844	145	88	2	8	10	55	1326		
BROOKE	141	359	2	107	25	2	0	11	647		
TOTAL	315	1203	147	195	27	10	10	66	1973		
2ND CIRCUIT											
	139	559	39	181	21	11	34	14	998		
5TH CIRCUIT											
	138	274	11	24	0	32	2	120	601		
6TH CIRCUIT											
	800	2772	0	660	0	44	2	0	4278		
7TH CIRCUIT											
	215	204	126	78	0	11	1	12	647		
8TH CIRCUIT											
	213	845	0	69	1	16	1	7	1152		
9TH CIRCUIT											
	345	1409	118	130	16	28	4	41	2091		
10TH CIRCUIT											
	345	1183	0	115	18	7	0	0	1668		
12TH CIRCUIT											
	132	443	20	20	2	3	16	72	708		
13TH CIRCUIT											
	1258	4296	0	488	27	0	53	51	6173		
15TH CIRCUIT											
	327	835	57	107	58	5	11	143	1543		
23RD CIRCUIT											
	523	1570	1	402	25	0	6	2	2529		
24TH CIRCUIT											
	167	334	0	235	0	0	3	3	742		
28TH CIRCUIT											
	59	209	25	38	3	9	0	7	350		
30TH CIRCUIT											
	182	502	153	1	1	13	0	86	938		
TOTAL	5158	16638	697	2743	199	189	143	624	26391		

PUBLIC DEFENDER CORPORATIONS
CASELOAD REPORT
NEW CASES CLOSED BY CASE TYPE FOR FY 1997

CIRCUIT	FELONY	MISDEMEAN	MENTAL		JUVENILE	PATERNITY	PAROLE			TERMIN/ ABUSE	HABEAS/ SC	OTHER	TOTAL CASES
			HYGIENE	HYGIENE			PROBAT.	REVOCAT	ABUSE				
1ST CIRCUIT													
OHIO	198	1017	134	8	64	8	5	9	7	61	1503		
BROOKE	105	334	0	1	77	1	27	4	0	9	557		
TOTAL	303	1351	134	9	141	9	32	13	7	70	2060		
2ND CIRCUIT	156	606	31	0	146	0	28	12	28	17	1024		
5TH CIRCUIT	69	183	8	0	11	0	0	10	1	64	346		
6TH CIRCUIT	729	2613	0	0	570	0	1	36	1	2	3952		
7TH CIRCUIT	212	199	125	7	71	7	5	8	0	9	636		
8TH CIRCUIT	248	847	0	0	78	0	2	13	3	4	1195		
9TH CIRCUIT	366	1273	126	0	141	0	28	19	11	31	1995		
10TH CIRCUIT	324	1025	0	1	119	1	21	13	0	1	1504		
12TH CIRCUIT	143	453	20	0	28	0	3	3	12	69	731		
13TH CIRCUIT	640	2364	0	0	416	0	20	0	27	36	3503		
15TH CIRCUIT	215	807	69	0	53	0	40	9	4	119	1316		
23RD CIRCUIT	489	1365	0	3	292	3	23	0	4	1	2177		
24TH CIRCUIT	146	333	0	0	231	0	1	0	2	1	714		
28TH CIRCUIT	53	196	31	0	36	0	2	2	2	7	329		
30TH CIRCUIT	150	421	119	2	1	2	2	12	0	59	766		
TOTAL	4243	14036	663	22	2334	22	208	150	102	490	22248		

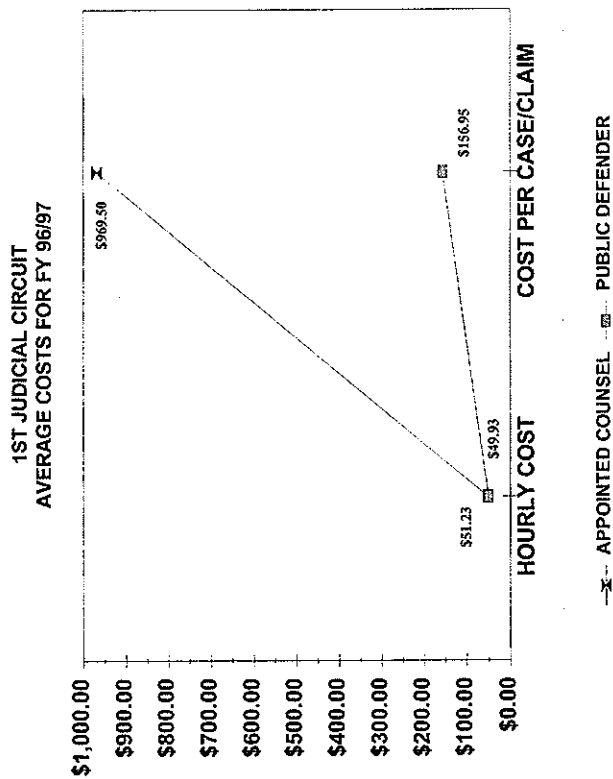
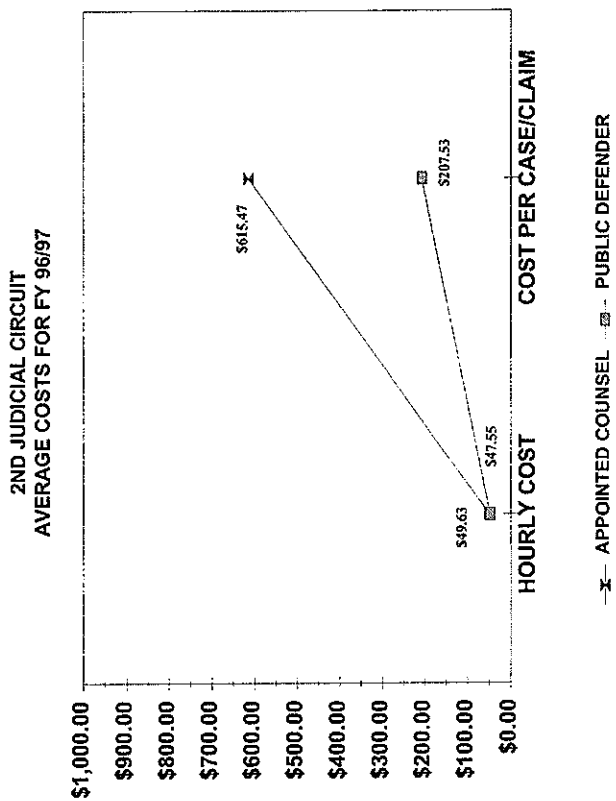
**APPENDIX C:
APPOINTED COUNSEL/PUBLIC DEFENDER
COMPARISONS
AVERAGE COSTS BY JUDICIAL CIRCUIT**

**APPOINTED COUNSEL
 AVERAGE COSTS BY JUDICIAL CIRCUITS FY FY 96/97**

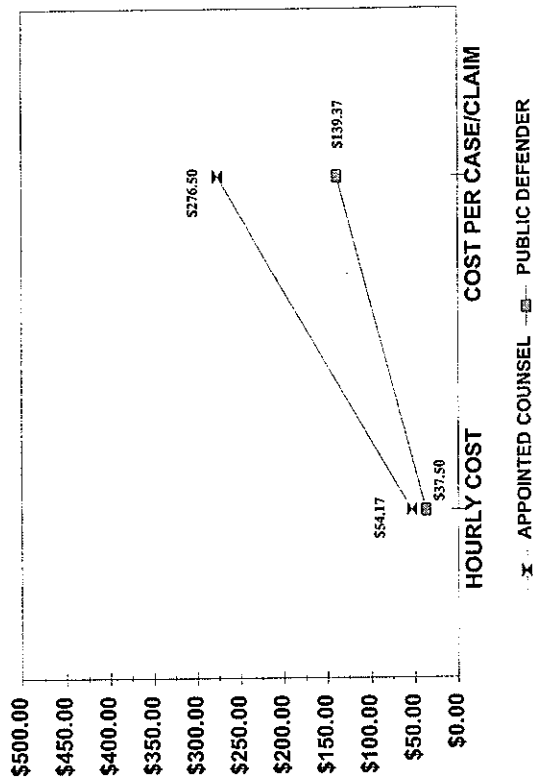
CIRCUIT	HOURS	CASES	DOLLARS	COST PER HOUR	COST PER CASE
1ST	7588.87	401	\$388,770.22	\$51.23	\$969.50
2ND	2579.30	208	\$128,017.40	\$49.63	\$615.47
3RD	3204.78	297	\$173,823.98	\$54.24	\$585.27
4TH	16979.22	1602	\$940,607.05	\$55.40	\$587.15
5TH	4992.96	640	\$277,737.56	\$55.63	\$433.96
6TH	7261.12	1482	\$394,253.78	\$54.30	\$266.03
7TH	3091.16	331	\$162,012.92	\$52.41	\$489.47
8TH	1899.90	181	\$101,572.72	\$53.46	\$561.18
9TH	6368.73	363	\$337,682.85	\$53.02	\$930.26
10TH	3137.40	356	\$159,163.66	\$50.73	\$447.09
11TH	6870.80	600	\$355,949.50	\$51.81	\$593.25
12TH	2238.73	167	\$119,686.71	\$53.46	\$716.69
13TH	26507.42	2876	\$1,384,799.21	\$52.24	\$481.50
14TH	5210.34	533	\$288,508.99	\$55.37	\$541.29
15TH	5594.21	332	\$285,862.19	\$51.10	\$861.03
16TH	10898.07	1260	\$549,132.80	\$50.39	\$435.82
17TH	7588.01	839	\$377,042.96	\$49.69	\$449.40
18TH	3769.06	269	\$192,761.67	\$51.14	\$716.59
19TH	2777.70	410	\$140,430.11	\$50.56	\$342.51
20TH	6285.58	375	\$334,069.93	\$53.15	\$890.85
21ST	4644.24	346	\$238,450.40	\$51.34	\$689.16
22ND	6115.27	432	\$329,651.67	\$53.91	\$763.08
23RD	9143.54	719	\$501,973.51	\$54.90	\$698.16
24TH	1538.70	242	\$82,426.38	\$53.57	\$340.60
25TH	6572.30	731	\$369,989.94	\$56.30	\$506.14
26TH	6794.73	759	\$358,424.58	\$52.75	\$472.23
27TH	3908.20	444	\$219,516.50	\$56.17	\$494.41
28TH	1938.80	126	\$98,569.76	\$50.84	\$782.30
29TH	8230.25	641	\$447,149.72	\$54.33	\$697.58
30TH	2271.90	169	\$131,373.28	\$57.83	\$777.36
31ST	3310.90	283	\$183,459.85	\$55.41	\$648.27

**APPOINTED COUNSEL AND PUBLIC DEFENDER CORPORATIONS
AVERAGE COSTS BY JUDICIAL CIRCUIT FOR FY 1997**

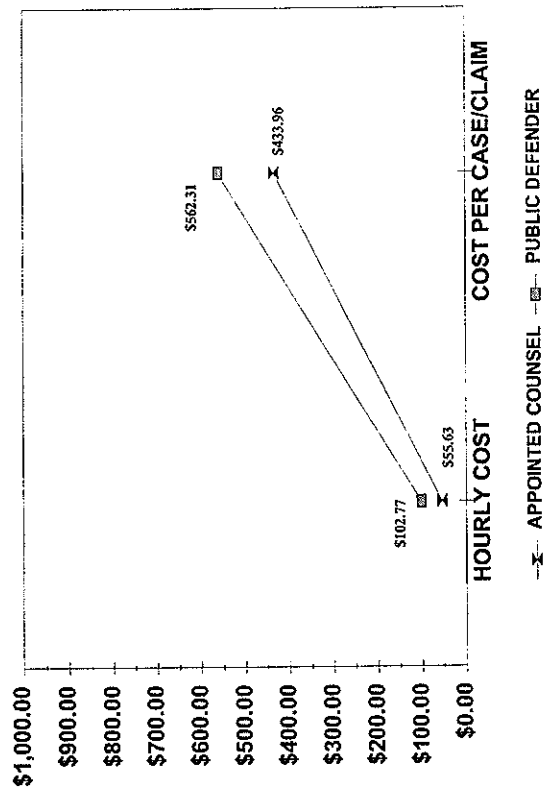
CIRCUIT	APPOINTED COUNSEL						PUBLIC DEFENDER CORP.					
	HOURS	CASES	DOLLARS	COST PER HOUR	COST PER CASE		HOURS	CASES	DOLLARS	COST PER HOUR	COST PER CASE	
1ST	7588.87	401	\$388,770.22	\$51.23	\$969.50		11002.35	3500	\$549,336.25	\$49.93	\$156.95	
2ND	2579.30	208	\$128,017.40	\$49.63	\$615.47		6995.90	1603	\$332,670.00	\$47.55	\$207.53	
5TH	4992.96	640	\$277,737.56	\$55.63	\$433.96		3288.48	601	\$337,950.00	\$102.77	\$562.31	
6TH/24TH	8799.82	1724	\$476,680.16	\$54.17	\$276.50		22748.47	6121	\$853,055.00	\$37.50	\$139.37	
7TH	3091.16	331	\$162,012.92	\$52.41	\$489.47		7607.84	936	\$309,808.75	\$40.72	\$330.99	
8TH	1899.90	181	\$101,572.72	\$53.46	\$561.18		5789.30	2330	\$279,627.00	\$48.30	\$120.01	
9TH	6368.73	363	\$337,682.85	\$53.02	\$930.26		11605.33	2792	\$517,880.00	\$44.62	\$185.49	
10TH	3137.40	356	\$159,163.66	\$50.73	\$447.09		10858.90	2423	\$509,224.00	\$46.89	\$210.16	
12TH	2238.73	167	\$119,686.71	\$53.46	\$716.69		6863.30	860	\$301,275.00	\$43.90	\$350.32	
13TH	26507.42	2876	\$1,384,799.21	\$52.24	\$481.50		40401.08	8884	\$1,703,070.00	\$42.15	\$191.70	
15TH	5594.21	332	\$285,862.19	\$51.10	\$861.03		12457.12	2472	\$488,363.75	\$39.20	\$197.56	
23RD	9143.54	719	\$501,973.51	\$54.90	\$698.16		20771.50	3621	\$910,830.00	\$43.85	\$251.54	
28TH	1938.80	126	\$98,569.76	\$50.84	\$782.30		3896.35	511	\$175,520.00	\$45.05	\$343.48	
30TH	2271.90	169	\$131,373.28	\$57.83	\$777.36		6734.32	1687	\$312,807.50	\$46.45	\$185.42	



6TH/24TH JUDICIAL CIRCUITS
AVERAGE COSTS FOR FY 96/97

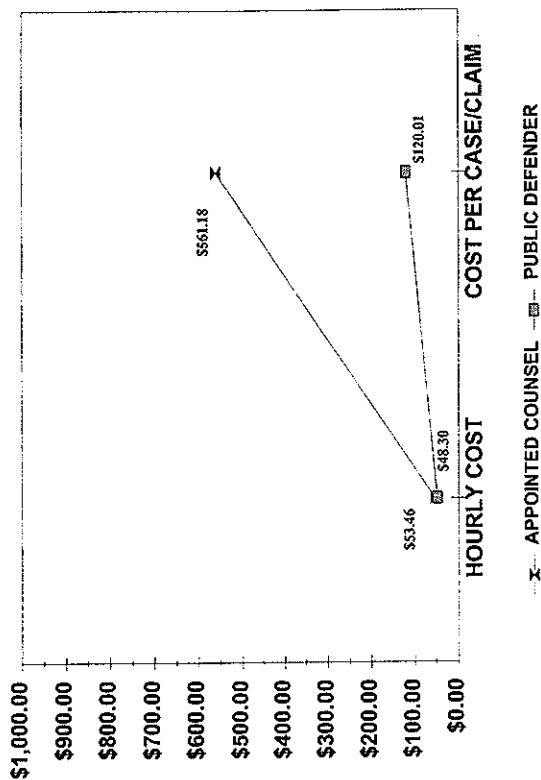


5TH JUDICIAL CIRCUIT
AVERAGE COSTS FOR FY 96/97

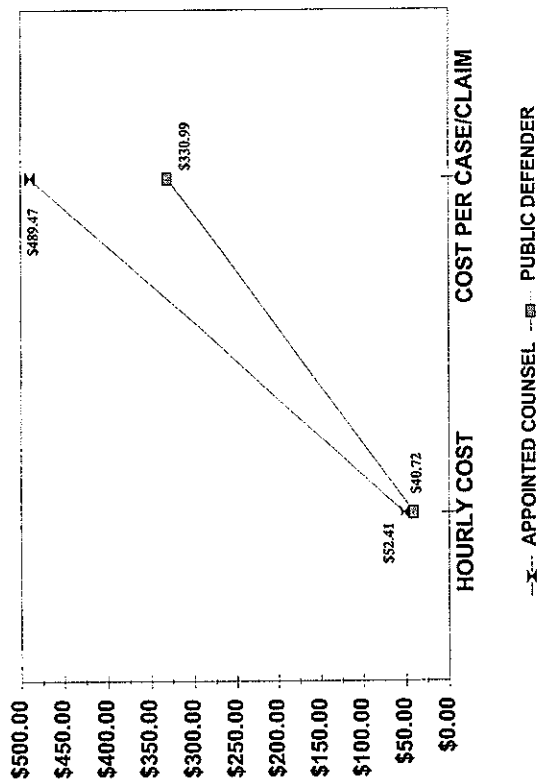


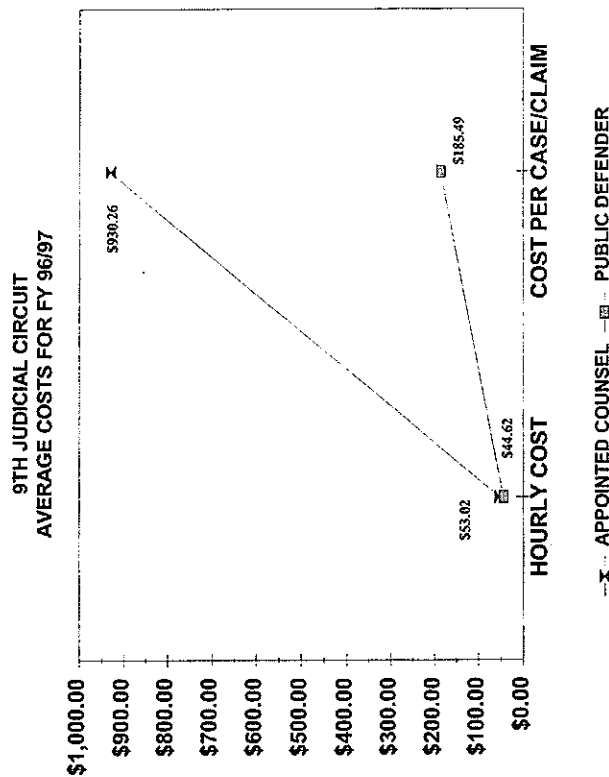
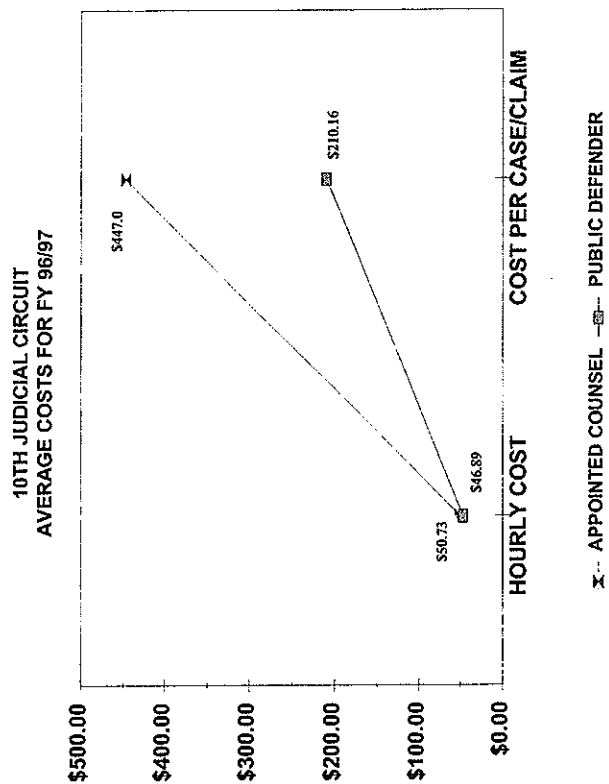
NOTE: The 5th Circuit offices located in Ripley and Spencer were not fully operational until October, 1996. The higher costs are a result of not being fully operational during the fiscal year and extra start-up costs involved in opening new offices.

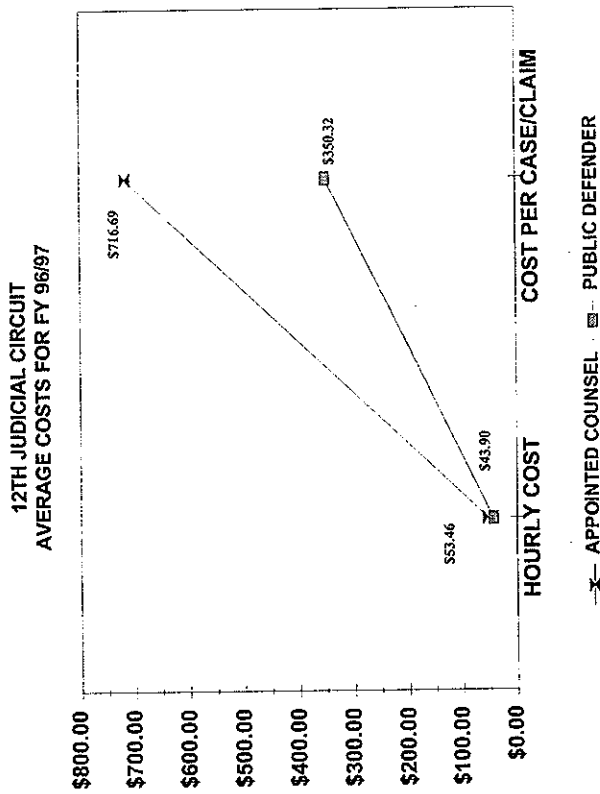
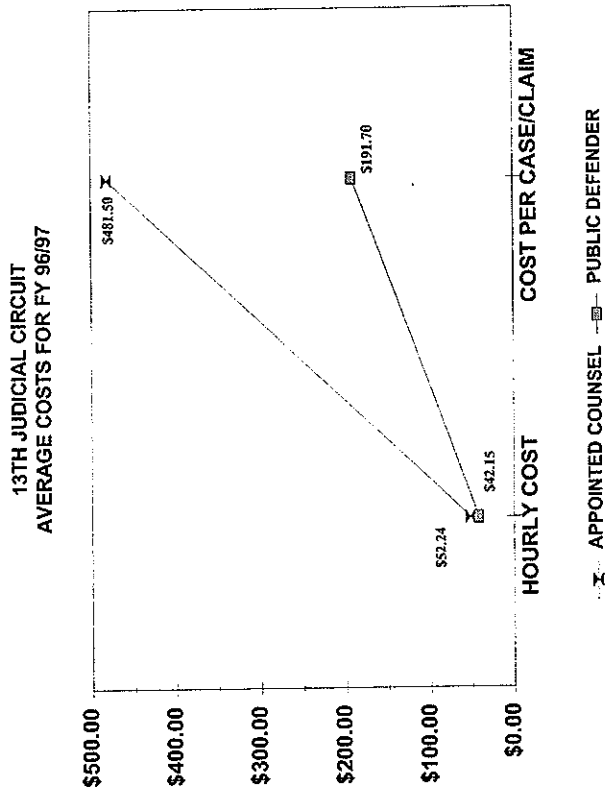
8TH JUDICIAL CIRCUIT
AVERAGE COSTS FOR FY 96/97



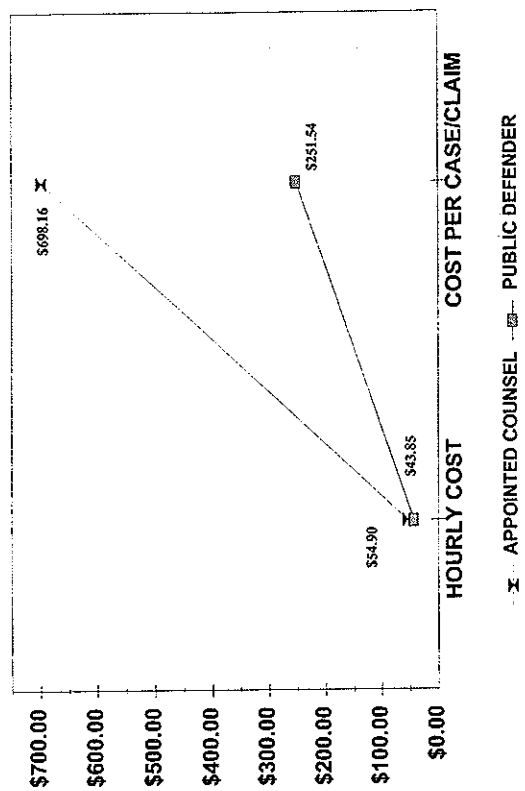
7TH JUDICIAL CIRCUIT
AVERAGE COSTS FOR FY 96/97



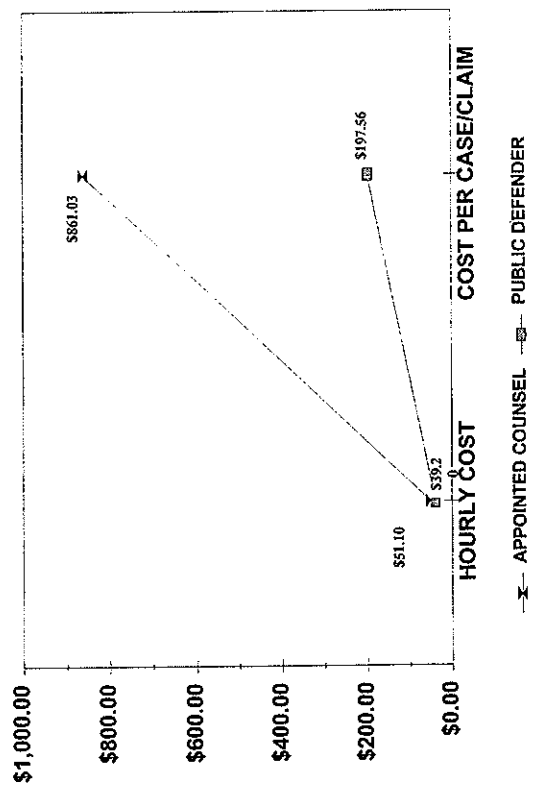




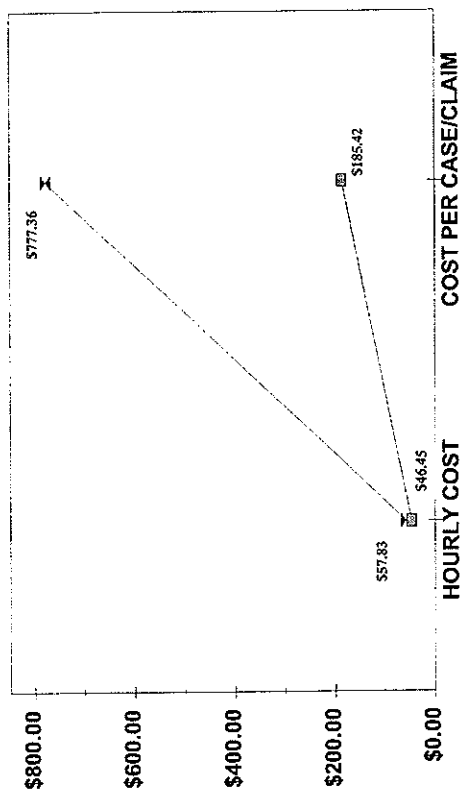
23RD JUDICIAL CIRCUIT
AVERAGE COSTS FOR FY 96/97



15TH JUDICIAL CIRCUIT
AVERAGE COSTS FOR FY 96/97

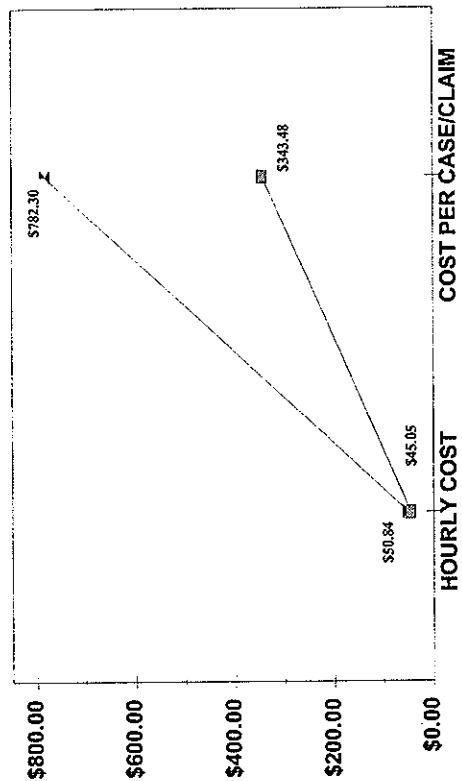


30TH JUDICIAL CIRCUIT
AVERAGE COSTS FOR FY 96/97



X- APPOINTED COUNSEL -□- PUBLIC DEFENDER

28TH JUDICIAL CIRCUIT
AVERAGE COSTS FOR FY 96/97



X- APPOINTED COUNSEL -□- PUBLIC DEFENDER

**APPENDIX D:
APPOINTED COUNSEL INDEX
PAYEE TOTAL FOR FISCAL YEAR 96/97**

WV PUBLIC DEFENDER SERVICES
APPOINTED COUNSEL INDEX
PAYEE TOTAL FOR THE FISCAL YEAR 1996/1997

- A -

ABRAHAM, BRIAN R.	\$235.50
ACTE INFORMATION SERVICES	\$2,028.73
ACTION INVESTIGATIONS, INC.	\$3,500.00
ADAMSKI, THOMAS R.	\$10,760.00
ALBERTY, MICHAEL C.	\$257.46
ALBRIGHT, BRADLEY & ELLISON	\$29,495.63
ALEXANDER, MATTHEW W.	\$23,338.39
ALLEGHENY CONSULTANT SERVICES, INC.	\$1,830.17
ALMASE, VICKI LYNN	\$8,761.11
ALSOP, JACK	\$9,952.71
ALT, DANITA S.	\$2,748.50
ANDERSON, CHARLES E.	\$13,399.50
ANDERSON, J. MICHAEL	\$7,452.50
ANDERSON, PARKULO, STANSBURY & ASSOC., L.C.	\$3,167.00
ANDERSON, PATRICK B.	\$10,008.20
ANDRE, ROBERT J., III	\$5,997.00
ANGOTTI & STRAFACE, L.C.	\$5,375.00
ANSELL, DAVID MONROE	\$9,196.50
APPALACHIAN INVESTIGATION	\$465.00
ARBUCKLE, DOUGLAS H.	\$96,796.58
ARRINGTON, ROY DAVID	\$14,517.34
ARTIMEZ & GELLNER	\$26,742.51
ARTIMEZ, JOHN E., JR.	\$2,325.77
ASKIN, STEVEN M.	\$2,108.40
ASSOCIATES IN COUNSELING	\$420.00
ATKINS, PAUL S.	\$9,205.00

-B-

BACHMANN, HESS, BACHMANN & GARDEN	\$9,905.87
BAILEY, F. SCOTT	\$550.00
BAILEY, REGGIE R.	\$3,778.00
BAILEY, RILEY,	\$4,270.53
BARR & JAMES	\$15,273.50
BARR, JAMES & PANCAKE, P.L.L.C.	\$886.72
BARRAT, ROBERT E.	\$24,524.91
BAYLISS, A. SHAWN D.	\$16,019.75
BEA INVESTIGATIONS	\$762.04
BEAN & BEAN	\$33,687.93
BEANE, JOHN D.	\$4,580.10
BEATTY, ROBERT H., JR.	\$12,850.00
BECKER-WELTS, SUSAN J.	\$44,569.60
BECKETT, HERMAN H	\$450.75
BEHAVIORAL SCIENCE ASSOCIATES, INC.	\$948.41
BELL & GRIFFITH, L.C.	\$26,793.42
BENFORD, LEE F., II	\$32,850.93
BENSEY, JOHN L.	\$517.95

APPOINTED COUNSEL INDEX CONT.

-B- (CONT.)

BENTLEY, KIMBERLY D.	\$7,362.79
BETER, GEORGE D.	\$2,847.00
BEVERIDGE, BRENT E.	\$4,392.00
BIBB, EDGAR E., III	\$957.50
BICKLEY, NELSON R.	\$2,158.50
BILLHEIMER & KEENER, L.C.	\$43,577.99
BILLINGS, JAMES B.	\$7,010.53
BISAHA, ANTHONY	\$12,184.71
BISCHOFF, DONALD K.	\$23,364.32
BIZANOVICH, MARY LEE MOORE	\$19,895.39
BLAIR, GERALD E., JR.	\$18,482.17
BLAND & BLAND	\$7,361.25
BLANKENSHIP, DAWN SHANNON	\$236.00
BLANKENSHIP, JAMES C., III	\$4,223.00
BLUEFIELD PSYCHIATRIC ASSOCIATES	\$660.00
BLYLER, HOWARD J.	\$12,990.13
BOGARAD, SHARON N.	\$2,530.95
BOGGS, PATRICK B., L.C.	\$753.60
BOLIN, DAVID T.	\$150.00
BONHAM, JOHN T., II	\$4,891.72
BONHAM, LARRY	\$1,937.48
BOONE'S DETECTIVE AGENCY	\$2,313.70
BOOTEN, R. LEE, II	\$1,127.80
BOWE, ALBERT WETZEL	\$1,545.00
BOWERS & SPONAUGLE, P.L.L.C.	\$1,374.70
BOWERS, JEFFREY S.	\$28,824.22
BOWLES, RICE, MCDAVID, GRAFF & LOVE	\$11,948.23
BRAGG'S INVESTIGATIVE SERVICES	\$1,140.00
BRAXTON HEALTH ASSOCIATES, INC.	\$250.00
BRECKINRIDGE, DAVIS, SPROLES & STOLLINGS	\$19,674.72
BREMER, JOHN L.	\$18,236.11
BREWER, WILLIAM C.	\$19,090.54
BRIDI & BRIDI	\$6,027.16
BROWN & LEVICOFF	\$1,475.50
BROWN, LEVICOFF & MCDYER	\$1,872.42
BROWNING, ROBERT, JR., L.C.	\$10,245.00
BRUCE, BARRY L. & ASSOCIATES	\$14,959.26
BRYANT, CARL P.	\$85,765.72
BUCCI, CHAMBERS & WILLIS, L.C.	\$1,743.53
BUCKLIN, ROBERT	\$950.00
BUCY, WINIFRED L.	\$3,114.00
BULLMAN & BULLMAN	\$16,087.75
BURCHAM & GAITHER	\$3,138.00
BURDETTE, DEE-ANN B.	\$3,006.77
BURGESS, JEFFREY S.	\$5,266.48
BURKE STREET LAW CENTER	\$5,837.99
BURTON & KILGORE	\$2,779.36
BUSCH & TALBOTT, L.C.	\$1,299.00
BUSICK PROTECTIVE SERVICES	\$775.00
BUTCHER & BUTCHER	\$37,127.00
BUTLER, JOHN M.	\$9,330.71

APPOINTED COUNSEL INDEX CONT.

-C-

CALLAGHAN & RUCKMAN	\$48,898.43
CALWELL & MCCORMICK	\$447.97
CAMILLETTI, DAVID A.	\$28,611.00
CAMILLETTI, OLLAR & SANTA BARBARA	\$73,878.00
CAMILLETTI, SACCO & PIZZUTI, L.C.	\$12,398.01
CAMPBELL & TURKALY	\$14,013.12
CANTERBURY, POLING & ROOP	\$722.00
CARDOT LAW OFFICES	\$13,857.39
CARILION ROANOKE MEMORIAL HOSPITAL	\$281.50
CARL, H. CHARLES, III	\$22,043.60
CARR, BRIAN KEITH	\$1,533.50
CARTE, GENE, JR.	\$2,037.50
CARTER, PHYLLIS H., L.C.	\$35,708.25
CASEY, JAMES M.	\$33,211.57
CASSIDY, MYERS, COGAN, VOEGELIN & TENNANT, L.C.	\$1,648.43
CASTO & CASTO, L.C.	\$15,577.76
CELLMARK DIAGNOSTICS	\$3,400.00
CENTER FOR INDIVIDUAL & FAMILY COUNSELING	\$1,250.00
CHARLESTON PSYCHIATRIC GROUP, INC.	\$10,017.85
CHARNOCK & CHARNOCK	\$13,137.30
CHASE, GARDNER & JACKSON	\$2,494.87
CHASE, J. K., IV	\$12,823.00
CIPRIANI & PAULL, L.C.	\$1,168.00
CLAGETT & GOREY	\$151,487.50
CLARKE, D. RANDALL	\$15,714.50
CLAY, PAUL O., JR.	\$7,396.48
CLEVINGER, JAMES D. INVESTIGATIONS	\$651.60
CLINE, MICHAEL R.	\$14,793.37
CLINE, MICHAEL R. LAW OFFICES	\$55,210.49
COHEN, ABATE & COHEN, L.C.	\$18,698.29
COLE, AMY M.	\$1,911.24
COLE, JAMES L.	\$23,672.64
COLEMAN & WALLACE	\$1,595.24
COLEMAN, JAMES H.	\$65.00
COLLINS & COURTRIGHT	\$26,165.41
COLLINS, SALLY C.	\$9,646.63
CONAWAY, TIMOTHY R.	\$11,142.00
CONLEY COURT REPORTING SERVICES	\$270.00
CONNER, SUSAN K.	\$9,539.24
CONRAD LAW OFFICES	\$11,891.59
COOK & COOK	\$33,775.50
COOK INVESTIGATION SERVICE, INC.	\$264.46
COOK, RUSSELL S.	\$9,295.04
COOKE, CONNIE L.	\$569.00
COOKMAN, DONALD P.	\$12,163.16
COOMBS, CARRIE J.	\$10,721.83
COOPER & PRESTON	\$3,011.32
COOPER, GEORGE M.	\$6,950.38
COOPER, GEORGE M. ESTATE	\$493.53
CORDELL, JOSEPH	\$1,514.72

APPOINTED COUNSEL INDEX CONT.

-C- (CONT.)

COREY, DANIEL S.	\$135,703.20
COTTRELL, JACK	\$7,770.19
COWAN, JOHN J.	\$2,511.14
COWDER, CHERIE CHAMBERS	\$870.00
COX, WILLIAM A., M.D.	\$1,500.00
CRABTREE, MATTHEW W.	\$19,270.77
CRANDALL, PYLES & HAVILAND	\$50,917.17
CRANE, SHELLY D.	\$1,652.00
CRAWFORD & JACKSON	\$1,366.10
CRITES, LOIS E.	\$956.25
CRUM, ROBIN M.	\$23,479.00
CURNUTTE, SCOTT A.	\$464.47
CZARNIK, R. THOMAS	\$4,898.91

- D -

DALTON, MARSHA	\$19,315.00
DAMM, JOHN EDWARD, ED.	\$527.50
DANIEL, CAROLYN SUE	\$4,572.48
DAVIS INVESTIGATIONS, INC.	\$3,099.42
DAVIS, WADE	\$6,960.00
DAVITIAN, THEODORE	\$2,799.86
DEAK INVESTIGATIONS	\$8,882.63
DEHAVEN, WILLIAM R.	\$131.00
DEMPSTER, BRIAN C.	\$30,335.36
DETCHE, PAUL S.	\$2,745.50
DODD LAW OFFICES	\$5,113.32
DORSEY, JOHN E.	\$2,890.00
DOSS, MICHAEL C.	\$7,599.00
DOUGLAS, JAMES WILSON	\$11,815.33
DOUGLASS, DANIEL B., II	\$26,639.31
DOUGLASS, ERNEST M.	\$52,770.61
DOWNEY, MARY M.	\$1,251.00
DRAKE, DONNA LYNN	\$1,509.04
DUES, THEODORE R., JR., L.C.	\$16,940.50
DUFFY, KEVIN C.	\$1,649.06
DUNBAR, RICHARD D.	\$15,341.90
DYER LAW OFFICES	\$22,077.51

- E -

EAGLOSKI, N. EDWARD, II	\$12,116.15
EASTERN PANHANDLE MENTAL HEALTH CENTER	\$697.50
EDWARDS, JAMES BRYAN	\$31,702.31
EILAND & BENNETT	\$7,019.84
EINREINHOFER, JOHN	\$2,173.98
ELAM, GREGORY A.	\$42,076.74
ELDER, JEFFREY A.	\$733.00
ELLIS, BRENDA CRAIG	\$2,545.39
ESPOSITO & ESPOSITO	\$23,912.87
EVANS, TERESA S.	\$2,148.00
EVERHART, BROWN & SNYDER	\$653.50

APPOINTED COUNSEL INDEX CONT.

- F -

FAIR, MATTHEW H.	\$15,547.34
FARMER, CLINE & ARNOLD	\$20,725.89
FAST LAW OFFICE	\$6,822.35
FERGUSON, SAMMONS, OLIVERO & PARASCHOS	\$24,850.18
FERRIS, HOWARD M.	\$21,489.50
FILE, PAYNE, SCHERER & FILE	\$13,622.00
FLANIGAN, JAMES L.	\$20,133.05
FLINCHUM, R. KEITH	\$46,160.40
FLORA, RONALD J.	\$2,715.00
FLUHARTY, THOMAS H.	\$2,352.50
FOLICKMAN & SMITH, L.L.C.	\$42,144.30
FOLIO, JOHN SAMUEL	\$4,567.30
FORDHAM, GEORGE F., JR.	\$2,356.90
FORENSICS BALLISTICS, INC.	\$697.25
FORMAN & CRANE, L.C.	\$106.30
FOUTTY INVESTIGATION AGENCY, INC.	\$352.64
FRAGILE, PAT C.	\$610.50
FRAME, DAVID W.	\$7,081.99
FRAME, PATTY LOU	\$429.75
FRANCIS, ERIC M.	\$83,500.21
FRANKOVITCH & ANETAKIS	\$198.26
FRASHER, GARY WAYNE	\$410.50
FRAZIER & OXLEY, L.C.	\$2,638.28
FREDEKING & FREDEKING	\$4,081.20
FREMOUW, WILLIAM J.	\$1,050.00
FRYSON, DAVID M.	\$4,521.64
FULLEN, FLOYD R.	\$5,948.27

- G -

GALAN, MARY L.	\$1,707.00
GALL, D. CONRAD	\$31,999.25
GALLAGHER, HELEN M.	\$2,097.30
GALLAHER, D. CLINTON, IV	\$2,204.00
GARDNER & CYRUS	\$10,380.50
GARRETSON SECURITY & INVESTIGATIONS	\$442.83
GARRETT & GARRETT	\$49,682.86
GARRETT & VAUGHAN	\$5,955.77
GARRETT, WILLIAM C.	\$11,579.50
GEARY & GEARY, L.C.	\$43,400.64
GIANOLA, BARNUM & WIGAL	\$3,668.37
GIATRAS & WEBB	\$2,398.62
GIBSON & ASSOCIATES	\$6,405.77
GIST, SHARLEEN E.	\$4,971.11
GLANCE, THEODORE A.	\$1,375.00
GLENN, JOHN R. LAW OFFICES, L.C.	\$3,404.30
GODFREY, ROBIN L.	\$3,717.99
GOLD, KHOUREY & TURAK, L.C.	\$3,867.45
GOLDEN, R. VANCE, III	\$199.50
GOLDENBERG, GOLDENBERG & STEALEY	\$204.40
GOODYKOONTZ, TONI B., M.D.	\$1,200.00
GORDON, MARGARET A. B.	\$6,795.00

APPOINTED COUNSEL INDEX CONT.

-G- (CONT.)

GORE, JOHN H.	\$300.00
GORMAN, SHEATSLEY & COMPANY, L.C.	\$6,726.50
GRAY & ASSOCIATES	\$15,282.25
GREENBAUM, STEVEN A.	\$216.50
GREENBERG & SCALES	\$684.00
GRIFFIN, MAURICE M.	\$531.00
GUIDA, DANIEL J. & ASSOCIATES	\$7,646.80
GUILLS, JESSE O., JR.	\$17,956.76
GUNTER, RONDA C.	\$5,375.00
GUTMANN, RICHARD M.	\$20,900.90

- H -

HACKNEY, JOHN G., JR.	\$7,837.11
HAINES, RALPH W.	\$6,209.50
HALL, EDWARD N.	\$1,217.54
HALL, KAREN L.	\$35,941.84
HALLINAN LAW OFFICE	\$6,620.00
HAMILTON, BURGESS, YOUNG & POLLARD	\$15,282.19
HAMILTON, NEAL J.	\$10,795.63
HAMRICK, LESLEE M.	\$3,372.00
HAMSTEAD & ASSOCIATES, L.C.	\$16,962.56
HANCOCK & SEARS	\$29,181.45
HAND-I COMMUNICATIONS, INC.	\$151.50
HARDING, WILLIAM H.	\$1,771.50
HARDY, ROY T., III	\$13,508.85
HARLESS, DAVID S.	\$27,089.00
HARMAN, MARLA ZELENE	\$24,995.53
HARRIS, REBECCA R.	\$286.00
HARVEY & JANUTOLO	\$57,800.50
HASH, JOSEPH C., JR.	\$37,296.69
HASSAN LAW OFFICE	\$12,874.32
HATFIELD, HARRY M.	\$5,398.00
HATFIELD, MCGINNIS E., JR.	\$12,389.63
HAUGHT, IRA M.	\$172,628.34
HAWKINS, JAMES E., JR.	\$78,671.91
HAYES, SHARON A.	\$7,983.67
HAYNES, FORD & ROWE	\$46,249.11
HEALTH DATA COPIERS, INC.	\$206.25
HEALTH FACILITIES, INC.	\$650.00
HEAVENS LAW OFFICES	\$1,616.89
HEDGES, JONES, WHITTIER & HEDGES	\$29,553.17
HEIL, LIESELOTTE MARIE	\$924.50
HELLEMS, E. KENT	\$17,558.38
HENDERSON, HENDERSON & STAPLES, L.C.	\$5,260.07
HENDERSON, SUSAN E. F.	\$18,694.96
HENDRICKS, PETER A.	\$21,065.50
HENRY, TAYLOR & JANELLE	\$18,470.41
HERNDON, MORTON, HERNDON & YAEGER	\$789.63
HERNDON, STEPHEN D.	\$54,620.61
HEROLD, CECIL K. & ASSOCIATES	\$519.96
HERRENKOHL & SAXE	\$827.79

APPOINTED COUNSEL INDEX CONT.

-H- (CONT.)

HEWITT, CHARLES WILLIAM	\$5,735.19
HICKOK, J. L.	\$5,488.64
HICKS, NATHAN A., JR.	\$1,905.79
HIGGINS, HOWARD G., JR.	\$11,901.91
HILL, CATON N., JR.	\$110.00
HILL, DAVID L.	\$8,423.59
HILL, LENA S., L.C.	\$29,678.32
HILL, PATRICIA TOLLE	\$9,346.38
HIVELY, HERBERT L., II	\$5,016.65
HOBBS, MARK E.	\$1,829.00
HOLUB, KAREN S.	\$3,370.50
HOMAN, LYNNE M.	\$1,208.00
HOOVER, RANDY D.	\$2,338.50
HOWLEY & VENEZIA, L.C.	\$15,880.72
HUDDLESTON, BOLEN, BEATTY, PORTER & COPEN	\$52,240.66
HUDNALL, MARK D.	\$10,866.43
HUNT & SERRENO	\$43,800.03
HUNTER, J. BURTON, III	\$7,533.07
HUNTER, STEVE ASSOCIATES, L.C.	\$7,054.82
HUNTZINGER, KEITH R.	\$11,283.50
HUSSELL & KELLER, L.C.	\$4,901.20
HUTCHINSON, PAUL R., JR.	\$1,835.00
HUTSENPILLER, BILLIE JEAN	\$1,452.50
HYER & LITTLEPAGE	\$20,354.22
HYLTON & HYLTON PRIVATE INVESTIGATORS	\$632.97
HYMES & COONTS	\$5,597.00

- I-J -

INDEPENDENT LEGAL CONTRACTING SERVICE	\$771.00
INFORMATION PROFESSIONALS, INC.	\$282.00
INTEGRITEL INVESTIGATIVE CONSULTANTS	\$800.00
JACKSON & KELLY	\$7,672.53
JACOBS, G. PATRICK, L.C.	\$9,283.12
JACOVETTY, GERALD G., JR., L.C.	\$26,055.00
JAMES INVESTIGATIVE SERVICE	\$3,709.01
JANCO-PARSONS, MARY T.	\$604.00
JARRELL & SAMMONS	\$338.00
JARRELL, CYNTHIA J.	\$18,735.00
JESSER & HARRINGTON	\$18,186.79
JOEL, DAVID J.	\$3,615.00
JOHNSON LAW OFFICES	\$44,684.73
JOHNSON, DIANA L.	\$12,311.29
JOHNSTON, HOLROYD & ASSOCIATES	\$29,116.91
JONES, E. FORREST, JR.	\$355.00
JORDAN, PHIL	\$385.50
JORY & SMITH, L.C.	\$16,303.01
JUDY & JUDY	\$15,735.95

APPOINTED COUNSEL INDEX CONT.

- K -

KALWAR, NISAR A., L.C.	\$7,237.50
KARAFFA, JENNIFER	\$201.75
KARR, DAVID, JR.	\$27,981.91
KATZ, DAVID M.	\$1,972.35
KATZ, KANTOR & PERKINS	\$59,159.97
KAY, CASTO, CHANEY,	\$14,578.31
KAYSER, C. DALLAS, L.C.	\$38,732.14
KEENAN & OOTEN, L.C.	\$11,863.57
KENNEDY, VAUGHAN & PATTERSON	\$341.00
KENNEY, STEPHEN M.	\$2,107.62
KERFOOT, GUY E.	\$400.00
KERNS, TIMOTHY J.	\$21,880.50
KESNER, KESNER & BRAMBLE	\$534.28
KING, GARY A.	\$116.00
KING, NYE	\$4,265.03
KING, WAYNE	\$22,637.50
KINNEY, CAROLYN F.	\$1,240.00
KOONTZ, MARK TIMOTHY	\$9,377.50
KOPELMAN & ASSOCIATES	\$864.50
KRATOVIL LAW OFFICES	\$31,226.44
KREEFER, JULIE L.	\$229.50
KRIEG, FRED JAY, PH.D. & ASSOCIATES	\$8,418.75
KRIVONYAK, JOHN C.	\$55,400.60
KURELAC, PATRICIA A.	\$19,683.50
KUYKENDALL & CARSKADON, P.L.L.C.	\$19,686.13
KUYKENDALL, WILLIAM R.	\$12,135.00

- L -

LA NEVE, TODD F.	\$2,708.00
LACARIA, PHILIP A.	\$8,100.00
LADEWIG, KIM P.	\$389.00
LAIN, DAVID M., II	\$7,597.50
LAISHLEY, JOHN	\$22,865.11
LAMP, PAT	\$12,914.33
LANE, GORDON C. & ASSOCIATES	\$2,465.00
LANE, PAUL E.	\$34,814.31
LANHAM'S INVESTIGATIONS	\$672.50
LAWHON, DEL A.	\$125.00
LAZENBY, K. BRUCE	\$741.50
LEGAL CLINIC OF CHRISTOPHER S. BUTCH	\$5,634.50
LEGG, D. M., INVESTIGATOR	\$3,966.75
LEGG, LUCY	\$3,400.00
LEMON, GEORGE L.	\$889.00
LESTER, WILLIAM M.	\$87,691.73
LEVINE, RANDALL C.	\$12,998.48
LEWIS, AMANDA L.	\$15,582.37
LEWIS, DENNIS R., L.C.	\$69,429.14
LEWIS, FRIEDBERG, GLASSER, CASEY & ROLLINS	\$4,305.61
LEWIS, LAWRENCE J.	\$4,339.70
LINGER, JERRY N., JR.	\$866.00
LOHMANN, JOHN A. W.	\$130.00

APPOINTED COUNSEL INDEX CONT.

-L- (CONT.)

LOUCAS LAW OFFICES	\$1,346.00
LOUDERBACK, ROBIN R.	\$21,512.00
LOVETT, COOPER & GLASS	\$909.15
LUNSFORD, WILLIAM G.	\$250.00
LUPARDUS LAW OFFICE	\$12,740.61
LUSK, KYLE G.	\$4,555.93

- M -

MADDEN, J. THOMAS	\$2,739.00
MANFORD, BYRON CRAIG	\$5,456.95
MANN, PERRY E.	\$389.50
MANYPENNY, J. PERRY	\$11,287.51
MARLOW, MICHAEL V., L.C.	\$6,951.52
MARTENEY, MICHAEL PAUL	\$1,470.50
MARTIN, WILLIAM C.	\$1,056.80
MARTINO, GARY J.	\$5,983.25
MASSIE, INGER, BOYD & IDEN, P.C.	\$55.00
MATHEWS, REBECCA ANN	\$15,008.98
MAUSER, BERNARD R.	\$1,167.82
MAXWELL, EARL W.	\$130.00
MAYHUGH, K. A. INVESTIGATIVE SERVICES	\$2,424.00
MAYO, TIMOTHY L.	\$2,360.50
MAZZEI, ROCCO E.	\$70,767.70
MCCAMIC & MCCAMIC	\$3,375.51
MCCOY, JAMES A., JR.	\$17,047.50
MCDERMOTT, BONENBERGER, MCDERMOTT & GALLAW	\$22,158.04
MCFARLAND, JOSEPH W., JR.	\$11,873.50
MCGINNIS, J. MARK	\$362.50
MCGRAW, WARREN R.	\$5,790.50
MCGRAW, WARREN R., II	\$27,487.00
MCHALE, C. A.	\$1,620.50
MCINTIRE, THOMAS E. & ASSOCIATES, L.C.	\$2,539.27
MCKINNEY, C. SCOTT	\$2,690.50
MCLAUGHLIN & CURRY	\$24,809.00
MCMILLION, JAMES A.	\$9,261.46
MCNEER, HIGHLAND, MCMUNN & VARNER, L.C.	\$56,317.11
MCOWEN, MARK W.	\$14,401.44
MEINERT, ROBERT E. & ASSOCIATES	\$390.00
MERRIT & ASSOCIATES	\$2,614.00
MID ATLANTIC INVESTIGATIONS SERVICES, INC.	\$1,402.84
MIELKE, WAYNE ROBERT	\$1,276.00
MILLER, DOUGLAS	\$1,110.00
MILLER, STEVEN L.	\$35,394.11
MILLS & SCALES	\$39,745.55
MILLS, GEORGE A., III	\$5,978.00
MISKOWIEC, MICHAEL	\$169.50
MITCHELL & MURRAY	\$10,015.74
MOHLER, H. ROD	\$8,734.72
MOLER, D. GROVE	\$828.50
MOLER, STATON & HOUCK	\$32,033.18
MONK, DANNIE J.	\$9,066.10

APPOINTED COUNSEL INDEX CONT.

-M- (CONT.)

MOORE, HARRY W., JR.	\$9,717.50
MORAN, CATHERINE JANE	\$36,098.63
MORGAN, RONALD R., II	\$26,254.50
MORRIS, PHIL L.	\$850.00
MORRIS, ROBERT M.	\$3,127.10
MOSES, JOSEPH J.	\$37,502.75
MOLESSO, JOHN A.	\$342.50
MOUNTAINEER INVESTIGATIONS	\$963.52
MULLENS, R. MIKE, L.C.	\$10,354.61
MULLENS, SHARON M.	\$11,933.67
MULLINS, CHARLES B., II	\$28,346.94
MUNDY & ADKINS	\$30,417.38
MURENSKY, RUDOLPH J., II	\$272.90
MURPHY, JANET L.	\$538.50
MURPHY, S. SEAN	\$55,487.40
MURTAUGH, THOMAS W.	\$3,581.54
MUSGRAVE & MUSGRAVE	\$15,466.00

- N -

NATIONAL MEDICAL SERVICES, INC.	\$557.80
NAVY, L. VICTOR	\$32,340.90
NEAL, GLENN R.	\$34,471.17
NEESE, LETITIA A.	\$1,251.50
NEILAN, LEE L., M.D.	\$1,800.00
NELSON, HAGER & HEILMANN	\$36,244.50
NEWMAN, KEITH L.	\$11,740.50
NIBERT, DAVID W.	\$15,672.97
NICHOLS & SKINNER, L.C.	\$43,623.37
NIGHTEYES DETECTIVE AGENCY	\$254.00
NOGAY, CATHRYN A.	\$39,552.52
NOONE, ROBERT T.	\$23,637.62
NORTHEAST FORENSIC CENTER, INC.	\$4,381.59
NOVOBILSKI, JEROME R.	\$28,378.08
NULL, GREGORY B.	\$387.10

- O -

O'BRIEN, ROBERT J.	\$12,367.12
OHIO VALLEY PSYCHOLOGY GROUP	\$1,115.00
OLLAR, SCOTT A.	\$4,544.00
ORTEZA, AILYNN MAE	\$30,615.84
OSENTON LAW OFFICE	\$6,651.63
OSHOWAY, F. JOHN	\$29,689.53
OURS, JOHN G.	\$6,834.00
OWL INVESTIGATIONS, INC.	\$2,000.00

APPOINTED COUNSEL INDEX CONT.

-P-Q-

PAESANI, STEPHEN	\$26,352.16
PARMER, DAVID L.	\$6,937.13
PARTAIN, GEORGE L.	\$6,552.50
PATTERSON, THOMAS K.	\$1,370.50
PAULEY, ANDREW R.	\$6,381.09
PAYNE, WILBERT A.	\$820.50
PEARSE, RONALD D., ED.D.	\$840.00
PEPPER & NASON	\$1,381.00
PERRY, JACK M.	\$794.50
PETERSON, FREDRICK A.	\$437.50
PHILLIPS, E. LYNN	\$14,910.00
PHILLIPS, GARDILL, KAISER & ALTMAYER	\$1,408.14
PHOENIX PSYCHOLOGICAL & COUNSELING ASSOCIATE	\$1,650.00
PITTS, DONALD L.	\$26,055.52
POLK, DAVID G.	\$1,500.00
POOL, JAMES M.	\$17,027.45
POORE, J. TIMOTHY	\$1,795.00
PORTERFIELD, RALPH	\$2,275.68
POWELL LAW OFFICES	\$20,692.00
POWELL, ERIC K.	\$19,014.20
POWELL, J. C.	\$28,670.95
POWER, BECK & MATZUREFF	\$5,872.33
PRALL, THOMAS J.	\$11,697.75
PRENTICE, TIMOTHY H.	\$34,412.90
PRESTERA CENTER FOR	\$405.25
PRESTON & WEESE, L.C.	\$30,626.38
PRICE, LOUIE T.	\$1,378.50
PRITT, JEFFRY A.	\$19,293.72
PROCESS STRATEGIES INSTITUTE	\$9,185.00
PSYCARE, INC., P. C.	\$1,625.00
PULLIN, KNOPF, FOWLER & FLANAGAN	\$761.75
PYLES & AUVIL	\$207.14

- R -

RADCLIFF, PATRICK N.	\$65,627.60
RANSON, ARIK	\$356.48
RAPTIS, ANDREW A.	\$643.34
RASHEED, HASSAN S.	\$783.00
RASMUSSEN & KOSTOL	\$25,445.33
RATLIFF, DARLENE	\$2,073.00
RECHT LAW OFFICES	\$2,552.00
REED & REED	\$12,511.62
REED, MOFFATT & ASSOCIATES, L.C.	\$3,635.00
REED, NEIL A.	\$612.50
REEP, CORNELIA	\$12,269.00
REGAN, THOMAS M., L.C.	\$11,412.85
REXROAD & REXROAD	\$49,474.75
REYES, DIMAS, JR.	\$9,883.00
RHODES, JAMES RANDALL	\$15,412.00

APPOINTED COUNSEL INDEX CONT.

-R- (CONT.)

RIAZ, RIAZ UDDIN	\$500.00
RICE LAW OFFICES	\$2,937.85
RICHARDSON & DAVIS	\$549.33
RICHARDSON & RICHARDSON	\$16,445.98
RICHARDSON, DON R. ASSOCIATES, INC.	\$4,000.00
RIFFLE, SUSAN L.	\$28,421.23
RIGGS REPORTING	\$614.25
ROAHRIG, RANDAL W.	\$18,386.84
ROBERT J. MACDONALD AGENCY, INC.	\$3,605.74
ROBINSON & MCELWEE	\$7,413.94
ROGERS, HUGH B., JR.	\$13,447.03
ROLL, W. DAN	\$22,668.67
ROLLO, EDMUND J.	\$48,330.05
RONNING, PALMER & TITUS	\$4,141.68
ROOD & MILLS, L.C.	\$28,491.61
ROSE, JOAN A.	\$1,045.66
ROSE, PADDEN & PETTY, L.C.	\$2,386.97
ROSENLIEB, DUANE C., JR.	\$107,023.54
ROSS, BROWN & JUBA	\$11,317.78
ROSS, DEPAULO & HAMLIN	\$982.50
RUNDLE & RUNDLE, L.C.	\$7,628.50
RUNDLE, JULIET WALKER	\$22,702.50
RUNNER, EDWIN C.	\$6,747.88
RUSSELL, MELINDA L.	\$8,822.68
RUTTENBERG, ROBYN LAW OFFICES	\$5,616.86
RYAN & RYAN	\$864.50
RYAN, KOURTNEY A. & ASSOCIATES	\$139,312.47
RYMER, GARY L.	\$2,808.15

- S -

SABATINO, ANTHONY J.	\$43,239.97
SAFFER, MARTIN V.	\$14,243.00
SAGE, TERESA L.	\$6,386.04
SAMMONS, OLIVERO & PARASCHOS	\$88,969.92
SAMMONS, SHERRY	\$19,371.00
SANDERS, AUSTIN, SWOPE & FLANIGAN	\$20,536.60
SANTER & SANTER	\$29,521.56
SAVILLE, ROYCE B.,	\$23,448.83
SAYRE, THOMAS H.	\$25,995.60
SCHARF, WILLIAM H.	\$13,252.75
SCHRADER, BYRD, COMPANION, & GURLEY	\$20,714.49
SCHUPPENER, KATHRYN M.	\$50,059.27
SCHWABE, MARIO R., M.D.	\$3,000.00
SCOTT, CINDY S.	\$14,367.50
SCOTT, JOHN A.	\$35,600.20
SCOTTI & GERL	\$3,296.50
SEE & DOWNING	\$43,771.74
SEIBERT & KASSERMAN, L.C.	\$1,795.47
SELDEN LAW OFFICES	\$12,079.49
SENECA MH/MRC., INC.	\$342.50
SERGEANT, MARK G.	\$18,196.94

APPOINTED COUNSEL INDEX CONT.

-S- (CONT.)

SEROLOGICAL RESEARCH INSITUTE	\$3,912.50
SHADE PRIVATE INVESTIGATIONS	\$5,293.06
SHAFFER & SHAFFER	\$59,328.43
SHARLEY, MICHAEL J.	\$9,793.00
SHARMA, SUDHA A.	\$5,695.50
SHAW, R. MICHAEL, L.C.	\$6,606.50
SHAWNEE HILLS, INC.	\$1,200.00
SHAY, DANA R.	\$38,634.55
SHERMAN, LAWRENCE E., JR., L.C.	\$28,095.04
SHINABERRY & MEADE, L.C.	\$608.56
SHOTT, GURGANUS & WILLIAMSON	\$1,156.88
SHREVE, JULIA	\$97.50
SHUMAN, ANNAND & POE	\$13,500.17
SHUMAN, ROBERT L.	\$1,266.00
SIEGRIST, SPELSBERG, WHITE, MARTIN & CONLEY	\$551.50
SILENT-WATCHMAN SECURITY, INC.	\$2,410.53
SILVER, PAULA K.	\$12,055.63
SIMMONS, BERKELEY L.	\$15,609.12
SIMS & HALL	\$3,955.88
SIRK, TIMOTHY M.	\$34,349.60
SKAGGS, G. ERNEST	\$77,270.51
SKAGGS, NANCY S.	\$6,991.10
SKEEN, KENNAD L.	\$18,810.15
SKEENS, RODNEY A.	\$116.50
SKINNER, T. J. INVESTIGATIVE SERVICES	\$2,393.11
SMITH, CLAUDE S., III	\$11,069.63
SMITH, CLINTON W.	\$22,764.42
SMITH, JAMES E., II	\$3,699.00
SMITH, LEE B.	\$175.85
SMITH, LESA R.	\$6,332.75
SMITH, MAUREEN K.	\$263.25
SNYDER & HASSIG	\$18,985.91
SNYDER, DONALD MARK	\$15,561.40
SNYDER, MELVIN C., III	\$941.50
SOUTHERN HIGHLANDS COMMUNITY MENTAL HEALTH	\$100.00
SOWA, ROBERT REED	\$6,120.32
SPILMAN, THOMAS & BATTLE	\$49,538.66
SPOOR, J. P. INVESTIGATIONS	\$1,310.94
SPRADLING & QUERY	\$402.26
SPURLOCK, JAMES E.	\$35,543.44
ST. CLAIR & LEVINE	\$5,487.86
STACY, DON M.	\$5,298.95
STANTON & STANTON	\$30,524.00
STANTON, E. SCOTT	\$1,737.30
STANTON, G. PATRICK,	\$24,460.40
STANTON, SHIRLEY J.	\$8,440.36
STAPLETON LAW OFFICES, L.C.	\$49,236.44
STEAGER, MERILLE J.	\$923.50
STEDMAN, WARREN L.	\$1,951.56
STEIN, THOMAS C., M.D. ED. D.	\$2,281.25
STEIN, VILJA K., M.D.	\$430.00

APPOINTED COUNSEL INDEX CONT.

-S- (CONT.)

STEORTS, SHARON	\$5,751.00
STEPHENS, GLORIA M.	\$2,686.18
STEPTOE & JOHNSON	\$47,268.78
STEVENS & STEVENS	\$6,101.50
STEWART, JO ANN	\$2,349.75
STOBBS, R. RUSSELL	\$34,186.32
STONE, FEUCHTENBERGER & BARRINGER	\$3,729.06
STONE, LEROY A.	\$1,200.00
STONE, ROBERT C., JR.	\$43,549.62
STOTLER & STOTLER, L.C.	\$433.25
STOVER, WILLIAM D.	\$2,364.00
STOWERS & ASSOCIATES	\$6,822.86
SWEENEY, LAVERNE	\$7,132.59

-T-

TALLMAN, CHARLES DARREN	\$12,913.50
TECHNICAL ADVISORY SERVICE, INC.	\$1,825.00
THOMPSON & PARSONS	\$12,152.50
THOMPSON, DAVID G.	\$15,313.88
THOMPSON, MARILYN C.	\$15,308.54
THOMPSON, ROGER L.	\$44,976.31
THORNE, STEVEN M.	\$42,293.50
TIMBERLINE HEALTH GROUP	\$300.00
TORRES, GEORGE M.	\$41,624.18
TRI-S INVESTIGATIONS	\$9,406.63
TROISI, RALPH E.	\$852.58
TROOBNICK, MARK N.	\$283.50
TRUMP & TRUMP	\$4,393.97
TUCKER, GREGORY A.	\$2,503.94
TURNER, JAMES WALTER	\$148.50
TYSON, DAVID R.	\$17,029.20

- U-V -

USIPA	\$887.30
VALENTINO, WILLIAM RIDER	\$47,017.50
VAN BIBBER, GARY WAYNE	\$5,891.16
VAN ZANT, SUSAN J.	\$9,768.73
VANCE, GARLAND E. INVESTIGATIONS	\$4,174.22
VANCE, JERRY L.	\$440.06
VANNOSTRAND & MORTON	\$11,517.36
VAUGHAN & WITHROW	\$435.00
VAUGHAN INVESTIGATIVE SERVICES, INC.	\$28,233.17
VICKERS, STEVE	\$7,523.99
VICTOR, MATTHEW A.	\$136,997.17
VIEWEG, GEORGE B.	\$4,782.22
VIEWEG, MARK E.	\$476.75
VITAL, RICHARD L.	\$1,532.00
VITAL, ROBERT E., L.C.	\$4,170.04
VOORHEES, GAIL METZ	\$2,468.00

APPOINTED COUNSEL INDEX CONT.

- W -

WADE, GRETA L.	\$682.00
WALKER INVESTIGATIONS	\$3,223.46
WALKER, JAMES A.	\$9,138.00
WALKER, MARI SULLIVAN, INC.	\$400.00
WALKER, WILLIAM R.	\$1,783.50
WALLACE, MICHAEL K.	\$53,310.00
WALTERS & KRAUSKOPF	\$24,499.20
WARMAN & SIGWART	\$30,563.46
WARNER, KIMBER RATCLIFFE	\$20,980.77
WARNICK, ELIZABETH BAJURA	\$7,240.54
WATERS, WARNER & HARRIS	\$14,555.84
WATKINS, JAMES O., JR.	\$4,046.66
WATKINS, WILLIAM M., III	\$16,797.00
WEBB, CHARLES R.	\$11,111.40
WEBB, DAVID HAMILTON	\$12,258.87
WEBER & WEBER	\$22,355.45
WEESE, ROGER R.	\$10,883.00
WEESE, TRACY	\$3,761.34
WEIFORD, WALTER W.	\$3,169.00
WEST & JONES	\$3,237.50
WHEATON, KEITH LEWIS	\$2,921.14
WHEELER, CHERYL A.	\$2,183.06
WHELAN MEDICAL CLINIC, INC.	\$1,500.00
WHIRLWIND INVESTIGATION & SECURITY	\$12,548.23
WHISMAN, GENE S.	\$381.51
WHITE & HENDERSON	\$12,485.15
WHITE, BRUCE M.	\$94,022.72
WHITE, GARY W.	\$3,843.12
WHITE, KEITH	\$73,749.33
WHITE, LISA F.	\$46,462.24
WHITE, MAX HARRY	\$28,061.18
WHITE, R. S. FORENSIC SERVICES	\$675.00
WHITE, ROBERT LEE	\$15,269.05
WHITE, SMITH, MORGAN & SCANTLEBERRY M L.C.	\$16,088.08
WHITED, LARRY S.	\$31,385.52
WHITEMAN, FRANCES C.	\$56,554.24
WHITT, MICHAEL R.	\$7,927.00
WIDEMAN & ASSOCIATES, INC.	\$4,872.52
WIDMER-EBY, MICHELLE	\$1,661.78
WIEDEL, DIANA CARTER	\$2,499.50
WILCOX, TIMBERA C.	\$3,677.50
WILDMAN, ERIC KEITH	\$14,074.00
WILLIAMS, ROBERT DALE	\$1,885.82
WILLIAMS, SHEILA KAE	\$6,738.50
WILLIS & CHATTIN	\$1,247.66
WILLS & SADLER	\$1,179.73
WILSON & BAILEY	\$18,098.50
WILSON, FUCILLO & SHIELDS	\$11,705.47
WILSON, HALBERT J.	\$200.00
WILSON, ROCK S.	\$1,025.82
WILSON, SEAN	\$16,117.30

APPOINTED COUNSEL INDEX CONT.

-W- (CONT.)

WINDOM, RODNEY C.	\$12,784.70
WINFREY, WILLIAM S., II	\$639.95
WOLFE, DORWIN J.	\$80,663.15
WOLFINGBARGER LAW OFFICES	\$8,410.90
WOLPERT, ROBERT G.	\$220.30
WOOD, CALVIN W.	\$12,293.63
WOOD, CALVIN W., L.C.	\$6,076.96
WOODFORD, PAUL H., II	\$1,738.00
WOODS, H. C., JR.	\$580.40
WOOTON LAW FIRM	\$3,742.57
WORTHINGTON CENTER	\$1,468.95
WRIGHT, LACY W., JR.	\$22,427.59
WYATT, W. JOSEPH	\$800.00

- X-Y-Z -

YACKEL, RAYMOND H.	\$9,034.67
YANNERELLA, DON A.	\$7,839.11
YEAGER, JOHN R., JR.	\$18,567.12
YOUNG, MORGAN & CANN	\$2,062.66
ZAMOW, THOMAS	\$1,178.50
ZIEGLER & GUNNOE	\$35,808.83
ZIMAROWSKI, JAMES B.	\$37,039.43
ZIMMERMAN, ELDER & DILS	\$60,352.79

TOTAL:	\$10,052,871.79
CLAIMS	18414