

WEST VIRGINIA PUBLIC DEFENDER SERVICES

ANNUAL REPORT
FISCAL YEAR 2007-2008
APPOINTED COUNSEL ONLY



**JOHN A. ROGERS
EXECUTIVE DIRECTOR**

**WEST VIRGINIA PUBLIC DEFENDER SERVICES
STATISTICAL SUMMARY
APPOINTED COUNSEL FISCAL YEAR 2008**

Total Number of Claims Paid	30,288
Total Number of Direct Expense Claims Paid	1,603
Total Number of Hours Paid	422,423
Total Amount Paid In Claims	\$22,775,831.90
Total Fees Paid to Counsel	\$20,425,071.97
Total Expenses Paid	\$2,350,759.93
Average Total Cost Per Claim	\$751.98
Average Counsel Fee Per Claim	\$674.36
Average Expenses Per Claim	\$77.61
Percent of Total Funds Paid Attributable To Fees	89.68%
Percent of Total Funds Paid Attributable To Expenses	10.32%
Average Total Cost Per Hour	\$53.92
Total Hours In-Court	70,802
Total Hours Out-Of-Court	351,621
Percent of Total Hours In-Court	16.76%
Percent of Total Hours Out-Of-Court	83.24%

NOTE: Figures represent payments made for non-abuse & neglect vouchers received from January 12, 2007 to December 31, 2007. Abuse & neglect vouchers through May 31, 2007. (Payments made over 11.36 months.)

**WEST VIRGINIA PUBLIC DEFENDER SERVICES
STATISTICAL SUMMARY
APPOINTED COUNSEL FISCAL YEAR 2008
WITHOUT DIRECT EXPENSES AND SUPPLEMENTAL VOUCHERS**

Total Number of Claims Paid	28,131
Total Number of Supplemental Claims Paid	550
Total Number of Direct Expense Claims Paid	1,603
Total Number of Hours Paid	422,423
Total Amount Paid In Claims	\$22,775,831.90
Total Fees Paid to Counsel	\$20,425,071.97
Total Expenses Paid	\$2,350,759.93
Average Total Cost Per Claim	\$809.63
Average Counsel Fee Per Claim	\$726.07
Average Expenses Per Claim	\$83.56
Percent of Total Funds Paid Attributable To Fees	89.68%
Percent of Total Funds Paid Attributable To Expenses	10.32%
Average Total Cost Per Hour	\$53.92
Total Hours In-Court	70,802
Total Hours Out-Of-Court	351,621
Percent of Total Hours In-Court	16.76%
Percent of Total Hours Out-Of-Court	83.24%

NOTE: Figures represent payments made for non-abuse & neglect vouchers received from January 12, 2007 to December 31, 2007. Abuse & neglect vouchers through May 31, 2007. (Payments made over 11.36 months.)

**WEST VIRGINIA PUBLIC DEFENDER SERVICES
 SUMMARY REPORT FOR ATTORNEY HOURS/FEE/EXPENSES
 FISCAL YEAR 2008**

CIRCUIT	ATTORNEY TOTAL HOURS	ATTORNEY FEE AMOUNT IN \$	ATTORNEY EXPENSE AMOUNT IN \$	DIRECT EXPENSE AMOUNT IN \$	EXPENSE AMOUNT IN \$	GRAND TOTAL AMOUNT IN \$
01 CIRCUIT	27,912.6	1,326,168.50	68,914.28	36,053.58	104,967.86	1,431,136.36
02 CIRCUIT	6,785.2	328,933.00	18,513.99	11,957.75	30,471.74	359,404.74
03 CIRCUIT	10,314.8	491,448.00	51,599.70	24,597.84	76,197.54	567,645.54
04 CIRCUIT	33,970.0	1,617,980.00	107,729.41	330,483.41	438,212.82	2,056,192.82
05 CIRCUIT	17,089.0	835,609.50	33,446.23	53,181.12	86,627.35	922,236.85
06 CIRCUIT	17,842.0	896,882.00	23,525.31	19,974.42	43,499.73	940,381.73
07 CIRCUIT	12,103.1	589,491.50	23,287.95	35,932.57	59,220.52	648,712.02
08 CIRCUIT	6,531.2	313,168.00	7,037.67	24,883.38	31,921.05	345,089.05
09 CIRCUIT	21,401.8	1,043,481.00	72,905.19	51,923.30	124,828.49	1,168,309.49
10 CIRCUIT	12,826.7	621,539.95	32,452.32	43,253.52	75,705.84	697,245.79
11 CIRCUIT	4,837.2	229,158.00	13,557.10	5,609.83	19,166.93	248,324.93
12 CIRCUIT	4,795.4	231,134.50	9,659.50	8,928.30	18,587.80	249,722.30
13 CIRCUIT	27,650.0	1,341,005.17	39,923.89	86,758.64	126,682.53	1,467,687.70
14 CIRCUIT	19,317.9	931,545.50	84,636.78	11,727.44	96,364.22	1,027,909.72
15 CIRCUIT	11,115.7	536,186.50	17,210.82	11,126.90	28,337.72	564,524.22
16 CIRCUIT	18,564.9	867,990.40	18,902.73	82,342.72	101,245.45	969,235.85
17 CIRCUIT	15,397.5	730,265.00	18,073.70	37,157.64	55,231.34	785,496.34
18 CIRCUIT	5,558.6	260,103.00	13,605.97	7,327.25	20,933.22	281,036.22
19 CIRCUIT	15,000.9	697,148.50	13,661.71	2,106.92	15,768.63	712,917.13
20 CIRCUIT	8,948.3	430,087.50	13,692.04	1,937.04	15,629.08	445,716.58
21 CIRCUIT	9,148.3	438,343.50	18,054.54	16,919.50	34,974.04	473,317.54
22 CIRCUIT	11,713.6	577,960.00	25,858.38	42,465.27	68,323.65	646,283.65
23 CIRCUIT	22,852.0	1,133,736.00	54,460.13	201,632.82	256,092.95	1,389,828.95
24 CIRCUIT	12,231.8	622,329.00	44,912.38	3,557.06	48,469.44	670,798.44
25 CIRCUIT	15,413.1	774,103.50	38,281.57	32,232.95	70,514.52	844,618.02
26 CIRCUIT	15,657.4	746,277.00	37,696.97	27,607.24	65,304.21	811,581.21
27 CIRCUIT	10,108.4	483,331.95	32,613.01	93,233.04	125,846.05	609,178.00
28 CIRCUIT	2,403.2	117,096.00	6,960.25	261.09	7,221.34	124,317.34
29 CIRCUIT	10,307.8	493,747.00	26,255.49	26,003.23	52,258.72	546,005.72
30 CIRCUIT	9,633.7	474,887.00	19,874.38	2,240.00	22,114.38	497,001.38
31 CIRCUIT	4,990.6	243,935.50	21,588.61	8,452.16	30,040.77	273,976.27
STATE	422,422.7	20,425,071.97	1,008,892.00	1,341,867.93	2,350,759.93	22,775,831.90

**WEST VIRGINIA PUBLIC DEFENDER SERVICES
 SUMMARY REPORT FOR ATTORNEY HOURS/FEES/EXPENSES
 FISCAL YEAR 2008**

CIRCUIT COUNTY	TOTAL HOURS	FEE AMOUNT IN \$	EXPENSE AMOUNT IN \$	DIRECT EXPENSE AMOUNT IN \$	EXPENSE AMOUNT IN \$	GRAND TOTAL AMOUNT IN \$
01 CIRCUIT						
BROOKE	8,489.3	404,950.50	19,047.77	19,478.83	38,526.60	443,477.10
HANCOCK	6,335.9	304,553.50	9,114.03	0.00	9,114.03	313,667.53
OHIO	13,087.4	616,664.50	40,752.48	16,574.75	57,327.23	673,991.73
TOTAL	27,912.6	1,326,168.50	68,914.28	36,053.58	104,967.86	1,431,136.36
02 CIRCUIT						
MARSHALL	2,683.7	129,752.50	2,146.30	2,601.95	4,748.25	134,500.75
TYLER	910.7	44,222.50	5,265.95	1,966.20	7,232.15	51,454.65
WETZEL	3,190.8	154,958.00	11,101.74	7,389.60	18,491.34	173,449.34
TOTAL	6,785.2	328,933.00	18,513.99	11,957.75	30,471.74	359,404.74
03 CIRCUIT						
DODDRIDGE	3,662.4	174,326.00	15,659.70	7,014.30	22,674.00	197,000.00
PLEASANTS	2,165.1	101,801.50	17,506.55	7,303.88	24,810.43	126,611.93
RITCHIE	4,487.3	215,320.50	18,433.45	10,279.66	28,713.11	244,033.61
TOTAL	10,314.8	491,448.00	51,599.70	24,597.84	76,197.54	567,645.54
04 CIRCUIT						
WIRT	1,522.6	72,239.00	7,052.01	36,460.00	43,512.01	115,751.01
WOOD	32,447.4	1,545,741.00	100,677.40	294,023.41	394,700.81	1,940,441.81
TOTAL	33,970.0	1,617,980.00	107,729.41	330,483.41	438,212.82	2,056,192.82
05 CIRCUIT						
CALHOUN	1,287.1	63,931.50	1,232.67	0.00	1,232.67	65,164.17
JACKSON	2,610.2	126,601.00	7,951.45	891.03	8,842.48	135,443.48
MASON	9,670.2	468,519.50	16,012.46	3,504.14	19,516.60	488,036.10
ROANE	3,521.5	176,557.50	8,249.65	48,785.95	57,035.60	233,593.10
TOTAL	17,089.0	835,609.50	33,446.23	53,181.12	86,627.35	922,236.85
06 CIRCUIT						
CABELL	17,842.0	896,882.00	23,525.31	19,974.42	43,499.73	940,381.73
TOTAL	17,842.0	896,882.00	23,525.31	19,974.42	43,499.73	940,381.73
07 CIRCUIT						
LOGAN	12,103.1	589,491.50	23,287.95	35,932.57	59,220.52	648,712.02
TOTAL	12,103.1	589,491.50	23,287.95	35,932.57	59,220.52	648,712.02
08 CIRCUIT						
MCDOWELL	6,531.2	313,168.00	7,037.67	24,883.38	31,921.05	345,089.05
TOTAL	6,531.2	313,168.00	7,037.67	24,883.38	31,921.05	345,089.05
09 CIRCUIT						
MERCER	21,401.8	1,043,481.00	72,905.19	51,923.30	124,828.49	1,168,309.49
TOTAL	21,401.8	1,043,481.00	72,905.19	51,923.30	124,828.49	1,168,309.49
10 CIRCUIT						
RALEIGH	12,826.7	621,539.95	32,452.32	43,253.52	75,705.84	697,245.79
TOTAL	12,826.7	621,539.95	32,452.32	43,253.52	75,705.84	697,245.79
11 CIRCUIT						
GREENBRIER	2,617.2	123,558.00	5,664.49	3,050.00	8,714.49	132,272.49
POCAHONTAS	2,220.0	105,600.00	7,892.61	2,559.83	10,452.44	116,052.44
TOTAL	4,837.2	229,158.00	13,557.10	5,609.83	19,166.93	248,324.93

**WEST VIRGINIA PUBLIC DEFENDER SERVICES
 SUMMARY REPORT FOR ATTORNEY HOURS/FEE/EXPENSES
 FISCAL YEAR 2008**

CIRCUIT COUNTY	TOTAL HOURS	FEE AMOUNT IN \$	EXPENSE AMOUNT IN \$	DIRECT EXPENSE AMOUNT IN \$	EXPENSE AMOUNT IN \$	GRAND TOTAL AMOUNT IN \$
12 CIRCUIT						
FAYETTE	4,795.4	231,134.50	9,659.50	8,928.30	18,587.80	249,722.30
TOTAL	4,795.4	231,134.50	9,659.50	8,928.30	18,587.80	249,722.30
13 CIRCUIT						
KANAWHA	27,650.0	1,341,005.17	39,923.89	86,758.64	126,682.53	1,467,687.70
TOTAL	27,650.0	1,341,005.17	39,923.89	86,758.64	126,682.53	1,467,687.70
14 CIRCUIT						
BRAXTON	7,083.0	344,531.00	42,969.48	9,742.46	52,711.94	397,242.94
CLAY	5,597.7	270,632.50	11,865.63	1,395.93	13,261.56	283,894.06
GILMER	1,625.6	78,210.00	5,549.92	454.30	6,004.22	84,214.22
WEBSTER	5,011.6	238,172.00	24,251.75	134.75	24,386.50	262,558.50
TOTAL	19,317.9	931,545.50	84,636.78	11,727.44	96,364.22	1,027,909.72
15 CIRCUIT						
HARRISON	11,115.7	536,186.50	17,210.82	11,126.90	28,337.72	564,524.22
TOTAL	11,115.7	536,186.50	17,210.82	11,126.90	28,337.72	564,524.22
16 CIRCUIT						
MARION	18,564.9	867,990.40	18,902.73	82,342.72	101,245.45	969,235.85
TOTAL	18,564.9	867,990.40	18,902.73	82,342.72	101,245.45	969,235.85
17 CIRCUIT						
MONONGALIA	15,397.5	730,265.00	18,073.70	37,157.64	55,231.34	785,496.34
TOTAL	15,397.5	730,265.00	18,073.70	37,157.64	55,231.34	785,496.34
18 CIRCUIT						
PRESTON	5,558.6	260,103.00	13,605.97	7,327.25	20,933.22	281,036.22
TOTAL	5,558.6	260,103.00	13,605.97	7,327.25	20,933.22	281,036.22
19 CIRCUIT						
BARBOUR	7,207.7	334,924.50	6,608.99	2,106.92	8,715.91	343,640.41
TAYLOR	7,793.2	362,224.00	7,052.72	0.00	7,052.72	369,276.72
TOTAL	15,000.9	697,148.50	13,661.71	2,106.92	15,768.63	712,917.13
20 CIRCUIT						
RANDOLPH	8,948.3	430,087.50	13,692.04	1,937.04	15,629.08	445,716.58
TOTAL	8,948.3	430,087.50	13,692.04	1,937.04	15,629.08	445,716.58
21 CIRCUIT						
GRANT	3,016.6	145,299.00	6,195.96	9,526.25	15,722.21	161,021.21
MINERAL	5,101.4	243,843.00	5,190.61	6,723.35	11,913.96	255,756.96
TUCKER	1,030.3	49,201.50	6,667.97	669.90	7,337.87	56,539.37
TOTAL	9,148.3	438,343.50	18,054.54	16,919.50	34,974.04	473,317.54
22 CIRCUIT						
HAMPSHIRE	5,054.3	247,547.50	11,595.16	28,920.27	40,515.43	288,062.93
HARDY	5,080.7	252,357.50	8,547.62	11,945.00	20,492.62	272,850.12
PENDLETON	1,578.6	78,055.00	5,715.60	1,600.00	7,315.60	85,370.60
TOTAL	11,713.6	577,960.00	25,858.38	42,465.27	68,323.65	646,283.65

**WEST VIRGINIA PUBLIC DEFENDER SERVICES
 SUMMARY REPORT FOR ATTORNEY HOURS/FEE/EXPENSES
 FISCAL YEAR 2008**

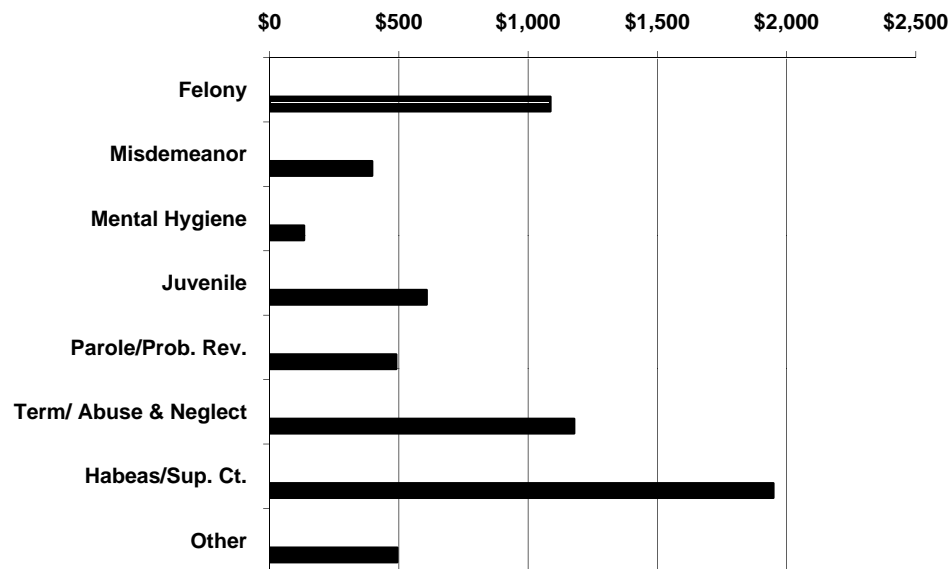
CIRCUIT COUNTY	TOTAL HOURS	FEE AMOUNT IN \$	EXPENSE AMOUNT IN \$	DIRECT EXPENSE AMOUNT IN \$	EXPENSE AMOUNT IN \$	GRAND TOTAL AMOUNT IN \$
23 CIRCUIT						
BERKELEY	14,990.6	743,997.00	29,760.71	130,684.87	160,445.58	904,442.58
JEFFERSON	5,525.1	274,965.50	15,352.09	37,588.45	52,940.54	327,906.04
MORGAN	2,336.3	114,773.50	9,347.33	33,359.50	42,706.83	157,480.33
TOTAL	22,852.0	1,133,736.00	54,460.13	201,632.82	256,092.95	1,389,828.95
24 CIRCUIT						
WAYNE	12,231.8	622,329.00	44,912.38	3,557.06	48,469.44	670,798.44
TOTAL	12,231.8	622,329.00	44,912.38	3,557.06	48,469.44	670,798.44
25 CIRCUIT						
BOONE	7,777.9	397,951.50	11,347.41	10,509.43	21,856.84	419,808.34
LINCOLN	7,635.2	376,152.00	26,934.16	21,723.52	48,657.68	424,809.68
TOTAL	15,413.1	774,103.50	38,281.57	32,232.95	70,514.52	844,618.02
26 CIRCUIT						
LEWIS	7,233.1	344,451.50	21,709.34	16,435.74	38,145.08	382,596.58
UPSHUR	8,424.3	401,825.50	15,987.63	11,171.50	27,159.13	428,984.63
TOTAL	15,657.4	746,277.00	37,696.97	27,607.24	65,304.21	811,581.21
27 CIRCUIT						
WYOMING	10,108.4	483,331.95	32,613.01	93,233.04	125,846.05	609,178.00
TOTAL	10,108.4	483,331.95	32,613.01	93,233.04	125,846.05	609,178.00
28 CIRCUIT						
NICHOLAS	2,403.2	117,096.00	6,960.25	261.09	7,221.34	124,317.34
TOTAL	2,403.2	117,096.00	6,960.25	261.09	7,221.34	124,317.34
29 CIRCUIT						
PUTNAM	10,307.8	493,747.00	26,255.49	26,003.23	52,258.72	546,005.72
TOTAL	10,307.8	493,747.00	26,255.49	26,003.23	52,258.72	546,005.72
30 CIRCUIT						
MINGO	9,633.7	474,887.00	19,874.38	2,240.00	22,114.38	497,001.38
TOTAL	9,633.7	474,887.00	19,874.38	2,240.00	22,114.38	497,001.38
31 CIRCUIT						
MONROE	2,652.8	129,988.00	11,259.23	3,024.55	14,283.78	144,271.78
SUMMERS	2,337.8	113,947.50	10,329.38	5,427.61	15,756.99	129,704.49
TOTAL	4,990.6	243,935.50	21,588.61	8,452.16	30,040.77	273,976.27
STATE	422,422.7	20,425,071.97	1,008,892.00	1,341,867.93	2,350,759.93	22,775,831.90

Appointed Counsel Average Costs for FY 2008

Felony	\$1,085.89
Misdemeanor	\$396.12
Mental Hygiene	\$132.51
Juvenile	\$607.01
Parole/Prob. Rev.	\$489.27
Term/ Abuse & Neglect	\$1,177.73
Habeas/Sup. Ct.	\$1,948.37
Other	\$493.38

Mandamus/Prohibition, Mag. Ct. Appeal, Extradition, Contempt, Fugitive, Other

Appointed Counsel Average Costs for FY 2008 by Case Type



**WEST VIRGINIA PUBLIC DEFENDER SERVICES
 AVERAGE COST BY CASE TYPE
 FISCAL YEAR 2008**

CIRCUIT	FELONY	MISD	MENTAL HYGIENE	JUVENILE	PAROLE PROBAT REV	TERM ABUSE	HABEAS SUP. CT.	OTHER	CIRCUIT AVERAGE	
01	CIRCUIT	1,898.70	422.97	112.61	605.77	517.99	1,612.04	2,223.76	776.41	\$1,068.81
02	CIRCUIT	1,187.64	379.48	169.02	481.16	522.94	1,230.06	2,331.74	1,811.64	\$658.25
03	CIRCUIT	1,637.33	493.29	195.25	925.00	630.21	1,126.10	2,970.53	431.80	\$915.56
04	CIRCUIT	754.33	503.13	104.98	460.70	390.89	791.95	1,345.38	404.92	\$590.86
05	CIRCUIT	1,166.65	453.63	157.91	626.57	431.73	853.48	1,406.41	572.93	\$758.42
06	CIRCUIT	1,027.32	367.20	97.73	279.69	600.32	880.53	1,728.09	552.21	\$448.66
07	CIRCUIT	1,046.35	236.60	0.00	630.84	568.82	1,110.97	3,281.04	311.54	\$518.97
08	CIRCUIT	1,935.15	471.91	192.50	1,114.50	1,580.21	1,226.77	1,568.55	1,981.08	\$1,259.45
09	CIRCUIT	1,155.79	371.70	199.78	1,004.85	507.95	1,137.20	2,497.75	578.45	\$895.26
10	CIRCUIT	1,076.97	470.63	91.98	798.24	788.00	882.32	0.00	753.95	\$843.10
11	CIRCUIT	1,633.47	510.56	113.02	237.67	769.50	1,423.71	2,004.26	836.25	\$1,176.90
12	CIRCUIT	668.00	220.89	0.00	523.38	294.33	1,075.08	3,084.12	0.00	\$808.16
13	CIRCUIT	856.29	340.01	0.00	549.25	473.39	939.49	2,045.23	737.08	\$671.71
14	CIRCUIT	1,445.07	435.85	239.92	944.12	936.61	1,513.94	2,098.61	402.87	\$1,017.73
15	CIRCUIT	885.06	405.29	143.96	538.23	409.54	1,333.84	1,469.04	286.47	\$799.61
16	CIRCUIT	1,074.91	384.51	102.59	795.36	352.26	1,270.08	1,755.15	335.09	\$689.85
17	CIRCUIT	1,206.81	455.24	103.06	794.53	384.86	1,388.14	539.37	365.71	\$663.43
18	CIRCUIT	1,431.20	608.09	0.00	874.08	791.01	1,656.12	3,681.89	2,200.17	\$1,364.25
19	CIRCUIT	1,035.09	463.68	175.65	477.98	595.44	1,232.29	560.16	469.87	\$735.72
20	CIRCUIT	916.12	411.68	125.28	983.24	293.49	1,617.66	1,849.61	285.03	\$784.71
21	CIRCUIT	728.02	314.68	115.32	295.59	310.69	1,082.44	1,839.24	363.32	\$496.14
22	CIRCUIT	1,233.33	334.14	201.51	930.87	479.98	1,851.40	4,265.40	281.96	\$867.49
23	CIRCUIT	1,294.45	383.53	398.67	891.14	887.51	1,625.23	1,659.17	595.02	\$1,307.46
24	CIRCUIT	1,019.66	430.30	337.06	406.79	610.24	1,064.77	2,387.34	1,109.18	\$879.16
25	CIRCUIT	1,439.79	358.29	230.70	626.37	576.95	1,239.87	3,225.78	686.83	\$986.70
26	CIRCUIT	1,225.39	450.41	157.48	566.66	532.27	1,298.97	1,885.02	456.34	\$625.74
27	CIRCUIT	853.20	379.57	216.90	358.74	529.90	882.07	8,766.00	1,665.81	\$637.22
28	CIRCUIT	854.55	175.28	58.88	498.41	0.00	860.79	1,646.96	1,198.70	\$698.41
29	CIRCUIT	1,153.86	372.35	196.94	702.82	571.07	1,257.56	1,039.73	462.53	\$664.24
30	CIRCUIT	891.25	401.46	184.11	640.07	857.23	1,465.48	1,319.93	420.22	\$943.08
31	CIRCUIT	821.16	218.01	131.06	646.39	248.98	1,317.19	6,420.75	268.40	\$650.77
STATE AVERAGE		1,085.89	396.12	132.51	607.01	489.27	1,177.73	1,948.37	493.38	\$751.98

**WEST VIRGINIA PUBLIC DEFENDER SERVICES
 AVERAGE COST BY CASE TYPE
 FISCAL YEAR 2008**

CIRCUIT	FELONY	MISD	MENTAL HYGIENE	JUVENILE	PAROLE PROBAT REV	TERM ABUSE	HABEAS SUP. CT.	OTHER	CIRCUIT AVERAGE
01 CIRCUIT									
BROOKE	1,803.26	509.36	218.07	794.20	308.36	1,271.56	0.00	1,061.73	\$1,163.98
HANCOCK	1,060.33	506.97	256.99	765.32	576.40	1,545.90	1,446.79	834.05	\$1,140.61
OHIO	2,452.19	351.50	93.39	466.18	461.65	2,145.06	2,534.55	642.88	\$986.81
AVERAGE	1,898.70	422.97	112.61	605.77	517.99	1,612.04	2,223.76	776.41	\$1,068.81
02 CIRCUIT									
MARSHALL	898.75	317.05	145.60	353.31	380.88	822.04	2,454.49	1,675.99	\$454.39
TYLER	1,019.76	636.01	292.82	0.00	212.00	1,830.68	2,493.33	2,227.38	\$1,225.11
WETZEL	1,611.54	412.08	199.23	627.26	1,273.48	1,568.18	2,189.56	1,899.13	\$833.89
AVERAGE	1,187.64	379.48	169.02	481.16	522.94	1,230.06	2,331.74	1,811.64	\$658.25
03 CIRCUIT									
DODDRIDGE	1,926.65	478.17	231.89	938.85	645.16	1,219.22	4,607.39	508.03	\$956.31
PLEASANTS	2,464.01	512.09	164.78	882.48	799.35	1,154.42	130.50	312.80	\$981.49
RITCHIE	1,061.05	496.12	202.50	913.50	351.50	1,094.10	900.00	609.60	\$856.26
AVERAGE	1,637.33	493.29	195.25	925.00	630.21	1,126.10	2,970.53	431.80	\$915.56
04 CIRCUIT									
WIRT	1,222.80	420.02	101.75	494.33	352.21	1,087.41	2,020.68	193.57	\$714.51
WOOD	727.55	506.79	105.01	456.40	394.85	782.28	1,330.70	416.35	\$584.82
AVERAGE	754.33	503.13	104.98	460.70	390.89	791.95	1,345.38	404.92	\$590.86
05 CIRCUIT									
CALHOUN	1,056.23	446.29	178.56	468.52	567.55	780.47	1,265.50	661.25	\$708.31
JACKSON	1,383.25	544.67	221.15	1,667.03	665.28	1,821.59	944.40	843.74	\$1,074.95
MASON	951.29	436.63	158.99	531.43	370.99	1,371.04	1,964.72	513.19	\$704.24
ROANE	1,970.53	417.22	99.00	955.35	604.30	529.99	1,325.00	200.83	\$765.88
AVERAGE	1,166.65	453.63	157.91	626.57	431.73	853.48	1,406.41	572.93	\$758.42
06 CIRCUIT									
CABELL	1,027.32	367.20	97.73	279.69	600.32	880.53	1,728.09	552.21	\$448.66
AVERAGE	1,027.32	367.20	97.73	279.69	600.32	880.53	1,728.09	552.21	\$448.66
07 CIRCUIT									
LOGAN	1,046.35	236.60	0.00	630.84	568.82	1,110.97	3,281.04	311.54	\$518.97
AVERAGE	1,046.35	236.60	0.00	630.84	568.82	1,110.97	3,281.04	311.54	\$518.97

**WEST VIRGINIA PUBLIC DEFENDER SERVICES
 AVERAGE COST BY CASE TYPE
 FISCAL YEAR 2008**

CIRCUIT	FELONY	MISD	MENTAL HYGIENE	JUVENILE	PAROLE PROBAT REV	TERM ABUSE	HABEAS SUP. CT.	OTHER	CIRCUIT AVERAGE
08 CIRCUIT									
MCDOWELL	1,935.15	471.91	192.50	1,114.50	1,580.21	1,226.77	1,568.55	1,981.08	\$1,259.45
AVERAGE	1,935.15	471.91	192.50	1,114.50	1,580.21	1,226.77	1,568.55	1,981.08	\$1,259.45
09 CIRCUIT									
MERCER	1,155.79	371.70	199.78	1,004.85	507.95	1,137.20	2,497.75	578.45	\$895.26
AVERAGE	1,155.79	371.70	199.78	1,004.85	507.95	1,137.20	2,497.75	578.45	\$895.26
10 CIRCUIT									
RALEIGH	1,076.97	470.63	91.98	798.24	788.00	882.32	0.00	753.95	\$843.10
AVERAGE	1,076.97	470.63	91.98	798.24	788.00	882.32	0.00	753.95	\$843.10
11 CIRCUIT									
GREENBRIER	1,550.15	498.25	79.67	128.20	0.00	1,027.96	2,004.26	836.25	\$1,002.06
POCAHONTAS	1,957.48	567.20	143.03	374.50	769.50	1,859.83	0.00	0.00	\$1,469.02
AVERAGE	1,633.47	510.56	113.02	237.67	769.50	1,423.71	2,004.26	836.25	\$1,176.90
12 CIRCUIT									
FAYETTE	668.00	220.89	0.00	523.38	294.33	1,075.08	3,084.12	0.00	\$808.16
AVERAGE	668.00	220.89	0.00	523.38	294.33	1,075.08	3,084.12	0.00	\$808.16
13 CIRCUIT									
KANAWHA	856.29	340.01	0.00	549.25	473.39	939.49	2,045.23	737.08	\$671.71
AVERAGE	856.29	340.01	0.00	549.25	473.39	939.49	2,045.23	737.08	\$671.71
14 CIRCUIT									
BRAXTON	1,327.45	482.31	74.50	907.30	1,152.83	1,413.31	781.22	761.41	\$995.60
CLAY	1,519.70	466.54	72.00	1,348.54	1,071.72	1,796.84	1,982.60	621.97	\$1,117.69
GILMER	1,446.44	455.11	279.35	343.08	528.50	1,103.72	1,229.00	141.20	\$802.04
WEBSTER	1,642.32	334.24	282.33	912.67	460.05	1,524.37	2,666.04	155.46	\$1,041.90
AVERAGE	1,445.07	435.85	239.92	944.12	936.61	1,513.94	2,098.61	402.87	\$1,017.73
15 CIRCUIT									
HARRISON	885.06	405.29	143.96	538.23	409.54	1,333.84	1,469.04	286.47	\$799.61
AVERAGE	885.06	405.29	143.96	538.23	409.54	1,333.84	1,469.04	286.47	\$799.61
16 CIRCUIT									
MARION	1,074.91	384.51	102.59	795.36	352.26	1,270.08	1,755.15	335.09	\$689.85
AVERAGE	1,074.91	384.51	102.59	795.36	352.26	1,270.08	1,755.15	335.09	\$689.85

**WEST VIRGINIA PUBLIC DEFENDER SERVICES
 AVERAGE COST BY CASE TYPE
 FISCAL YEAR 2008**

CIRCUIT	FELONY	MISD	MENTAL HYGIENE	JUVENILE	PAROLE PROBAT REV	TERM ABUSE	HABEAS SUP. CT.	OTHER	CIRCUIT AVERAGE
17 CIRCUIT									
MONONGALIA	1,206.81	455.24	103.06	794.53	384.86	1,388.14	539.37	365.71	\$663.43
AVERAGE	1,206.81	455.24	103.06	794.53	384.86	1,388.14	539.37	365.71	\$663.43
18 CIRCUIT									
PRESTON	1,431.20	608.09	0.00	874.08	791.01	1,656.12	3,681.89	2,200.17	\$1,364.25
AVERAGE	1,431.20	608.09	0.00	874.08	791.01	1,656.12	3,681.89	2,200.17	\$1,364.25
19 CIRCUIT									
BARBOUR	1,077.24	439.84	231.58	484.29	681.44	1,189.87	0.00	250.94	\$718.91
TAYLOR	969.82	497.93	119.73	473.49	547.29	1,261.99	560.16	567.17	\$752.09
AVERAGE	1,035.09	463.68	175.65	477.98	595.44	1,232.29	560.16	469.87	\$735.72
20 CIRCUIT									
RANDOLPH	916.12	411.68	125.28	983.24	293.49	1,617.66	1,849.61	285.03	\$784.71
AVERAGE	916.12	411.68	125.28	983.24	293.49	1,617.66	1,849.61	285.03	\$784.71
21 CIRCUIT									
GRANT	989.03	399.52	119.50	416.72	344.40	1,486.68	1,790.85	415.44	\$697.06
MINERAL	550.08	290.22	111.14	272.45	264.58	697.42	1,988.14	234.33	\$384.60
TUCKER	1,227.02	432.15	116.39	0.00	395.76	1,749.07	1,091.02	464.94	\$974.82
AVERAGE	728.02	314.68	115.32	295.59	310.69	1,082.44	1,839.24	363.32	\$496.14
22 CIRCUIT									
HAMPSHIRE	1,230.76	279.04	115.63	800.76	428.81	1,664.15	7,521.59	176.66	\$816.04
HARDY	1,059.50	354.31	343.35	1,108.98	446.04	1,980.76	1,045.92	287.75	\$883.01
PENDLETON	1,596.70	731.21	103.79	763.50	631.23	2,059.67	996.98	1,344.15	\$1,028.56
AVERAGE	1,233.33	334.14	201.51	930.87	479.98	1,851.40	4,265.40	281.96	\$867.49
23 CIRCUIT									
BERKELEY	1,312.38	382.47	365.25	967.34	954.60	1,476.71	1,702.91	337.12	\$1,270.28
JEFFERSON	1,199.69	291.95	415.38	817.96	1,216.07	2,290.92	1,038.33	798.25	\$1,477.05
MORGAN	1,348.87	592.47	0.00	383.04	600.24	1,425.14	2,199.81	803.41	\$1,220.78
AVERAGE	1,294.45	383.53	398.67	891.14	887.51	1,625.23	1,659.17	595.02	\$1,307.46
24 CIRCUIT									
WAYNE	1,019.66	430.30	337.06	406.79	610.24	1,064.77	2,387.34	1,109.18	\$879.16
AVERAGE	1,019.66	430.30	337.06	406.79	610.24	1,064.77	2,387.34	1,109.18	\$879.16

**WEST VIRGINIA PUBLIC DEFENDER SERVICES
 AVERAGE COST BY CASE TYPE
 FISCAL YEAR 2008**

CIRCUIT	FELONY	MISD	MENTAL HYGIENE	JUVENILE	PAROLE PROBAT REV	TERM ABUSE	HABEAS SUP. CT.	OTHER	CIRCUIT AVERAGE
25 CIRCUIT									
BOONE	1,046.64	297.34	161.95	403.09	734.45	1,196.49	2,883.35	527.36	\$949.79
LINCOLN	1,768.13	450.22	236.20	694.15	488.75	1,337.01	5,109.17	726.70	\$1,026.11
AVERAGE	1,439.79	358.29	230.70	626.37	576.95	1,239.87	3,225.78	686.83	\$986.70
26 CIRCUIT									
LEWIS	1,503.00	515.08	157.41	418.08	649.98	1,331.55	2,368.54	644.56	\$512.18
UPSHUR	1,003.86	416.15	159.08	630.07	484.11	1,279.42	1,608.71	295.00	\$779.97
AVERAGE	1,225.39	450.41	157.48	566.66	532.27	1,298.97	1,885.02	456.34	\$625.74
27 CIRCUIT									
WYOMING	853.20	379.57	216.90	358.74	529.90	882.07	8,766.00	1,665.81	\$637.22
AVERAGE	853.20	379.57	216.90	358.74	529.90	882.07	8,766.00	1,665.81	\$637.22
28 CIRCUIT									
NICHOLAS	854.55	175.28	58.88	498.41	0.00	860.79	1,646.96	1,198.70	\$698.41
AVERAGE	854.55	175.28	58.88	498.41	0.00	860.79	1,646.96	1,198.70	\$698.41
29 CIRCUIT									
PUTNAM	1,153.86	372.35	196.94	702.82	571.07	1,257.56	1,039.73	462.53	\$664.24
AVERAGE	1,153.86	372.35	196.94	702.82	571.07	1,257.56	1,039.73	462.53	\$664.24
30 CIRCUIT									
MINGO	891.25	401.46	184.11	640.07	857.23	1,465.48	1,319.93	420.22	\$943.08
AVERAGE	891.25	401.46	184.11	640.07	857.23	1,465.48	1,319.93	420.22	\$943.08
31 CIRCUIT									
MONROE	820.59	283.52	126.11	679.22	258.15	1,401.69	6,420.75	0.00	\$743.67
SUMMERS	821.50	166.49	136.01	606.27	235.24	1,199.41	0.00	268.40	\$571.39
AVERAGE	821.16	218.01	131.06	646.39	248.98	1,317.19	6,420.75	268.40	\$650.77
STATE AVERAGE	1,085.89	396.12	132.51	607.01	489.27	1,177.73	1,948.37	493.38	\$751.98

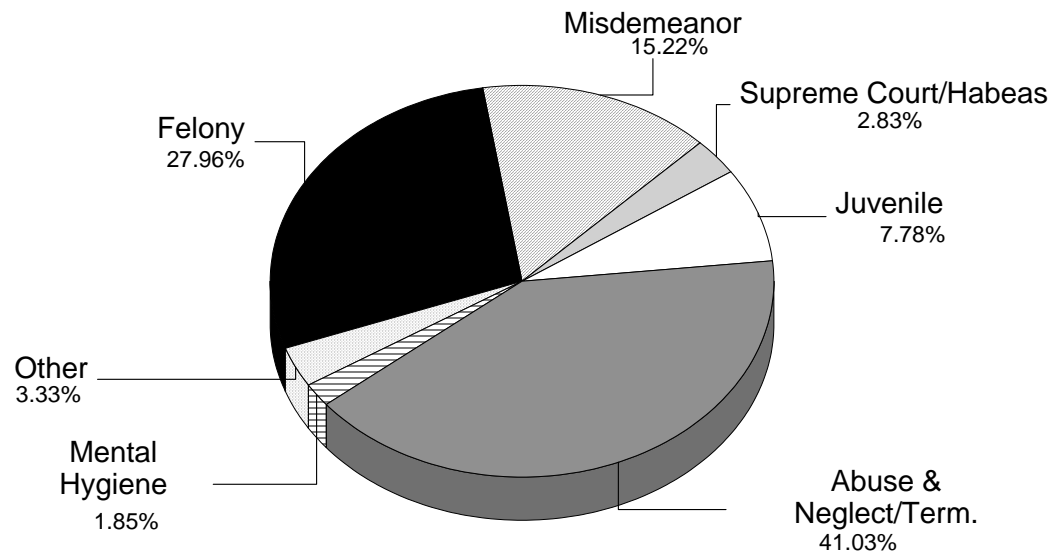
APPOINTED COUNSEL HOURS PAID IN FY 2008

Felony	118,091.9
Misdemeanor	64,299.7
Supreme Court/Habeas	11,965.4
Juvenile	32,870.6
Abuse & Neglect/Term.	173,304.7
Mental Hygiene	7,807.9
Other	14,082.6

Parole/Probation Rev., Mag. Ct. Appeal,
Mandamus/Prohibition, Extradition,
Contempt, Fugitive, Other

TOTAL HOURS PAID	422,422.7
-------------------------	------------------

APPOINTED COUNSEL HOURS PAID IN FY 2008 BY CASE TYPE



**WEST VIRGINIA PUBLIC DEFENDER SERVICES
 APPOINTED COUNSEL HOURS PAID BY CASE TYPE
 FISCAL YEAR 2008**

CIRCUIT	FELONY	MISD	MENTAL HYGIENE	JUVENILE	PAROLE PROBAT REV	TERM ABUSE	HABEAS SUP. CT.	OTHER	TOTAL HOURS
01 CIRCUIT	7,672.4	1,622.0	702.6	894.4	195.7	16,176.7	554.4	94.4	27,912.6
02 CIRCUIT	1,569.3	328.1	771.8	278.5	92.3	3,226.0	198.3	320.9	6,785.2
03 CIRCUIT	3,031.8	1,947.0	51.7	624.0	337.2	3,664.1	304.1	354.9	10,314.8
04 CIRCUIT	7,847.8	12,180.7	422.9	1,854.4	696.1	8,929.6	1,138.1	900.4	33,970.0
05 CIRCUIT	6,436.0	2,030.7	342.6	1,194.7	511.4	5,988.5	271.0	314.1	17,089.0
06 CIRCUIT	6,794.7	1,034.0	1,659.6	1,191.1	292.1	5,518.1	1,003.4	349.0	17,842.0
07 CIRCUIT	2,735.8	3,459.7	0.0	1,821.5	244.8	3,560.5	179.9	100.9	12,103.1
08 CIRCUIT	3,197.1	689.9	7.0	252.7	58.7	2,222.5	60.9	42.4	6,531.2
09 CIRCUIT	7,850.7	1,531.8	482.1	932.4	556.2	9,116.4	694.1	238.1	21,401.8
10 CIRCUIT	2,678.2	1,011.0	6.2	893.7	195.6	7,956.4	0.0	85.6	12,826.7
11 CIRCUIT	1,327.3	301.9	38.7	44.6	32.2	2,897.9	158.1	36.5	4,837.2
12 CIRCUIT	837.5	278.3	0.0	51.4	24.5	3,566.4	37.3	0.0	4,795.4
13 CIRCUIT	9,183.2	5,187.2	0.0	1,538.3	499.1	10,182.9	740.2	319.0	27,650.0
14 CIRCUIT	6,114.3	2,855.7	45.4	1,703.4	239.9	7,542.1	494.3	322.8	19,317.9
15 CIRCUIT	1,888.9	1,405.3	145.2	1,005.9	230.5	5,869.5	534.7	35.7	11,115.7
16 CIRCUIT	5,742.1	3,525.6	353.1	2,333.5	446.9	5,217.0	667.2	279.5	18,564.9
17 CIRCUIT	5,123.1	4,110.2	413.1	1,826.1	270.3	3,319.3	50.6	284.9	15,397.5
18 CIRCUIT	1,178.1	282.8	0.0	643.8	147.6	2,781.8	293.7	230.8	5,558.6
19 CIRCUIT	3,383.3	2,823.8	64.9	2,177.3	478.2	5,778.1	37.3	258.0	15,000.9
20 CIRCUIT	1,783.6	1,800.9	53.5	1,589.8	170.3	3,229.0	246.5	74.7	8,948.3
21 CIRCUIT	2,917.8	2,080.6	53.8	1,125.3	427.1	2,047.6	377.9	118.2	9,148.3
22 CIRCUIT	2,779.0	1,881.7	82.6	1,234.3	392.5	4,439.7	696.8	207.0	11,713.6
23 CIRCUIT	4,422.3	925.9	16.3	1,447.1	334.7	14,892.5	718.3	94.9	22,852.0
24 CIRCUIT	1,939.9	764.8	370.1	365.0	120.7	7,991.3	500.3	179.7	12,231.8
25 CIRCUIT	3,798.3	1,044.7	113.5	1,810.3	370.7	7,348.9	861.8	64.9	15,413.1
26 CIRCUIT	4,015.0	2,283.7	1,351.9	1,301.1	317.9	5,748.6	415.0	224.2	15,657.4
27 CIRCUIT	2,872.7	2,466.2	14.8	223.7	8.4	4,239.1	194.8	88.7	10,108.4
28 CIRCUIT	982.7	115.2	4.3	123.8	0.0	1,058.1	95.8	23.3	2,403.2
29 CIRCUIT	4,255.4	2,583.6	161.1	1,575.3	276.5	1,091.6	114.3	250.0	10,307.8
30 CIRCUIT	2,009.0	1,104.3	47.9	345.3	97.5	5,754.3	185.2	90.2	9,633.7
31 CIRCUIT	1,724.7	642.3	31.2	467.9	23.8	1,950.2	141.0	9.5	4,990.6
STATE TOTAL	118,091.9	64,299.7	7,807.9	32,870.6	8,089.4	173,304.7	11,965.4	5,993.2	422,422.7

**WEST VIRGINIA PUBLIC DEFENDER SERVICES
 APPOINTED COUNSEL HOURS PAID BY CASE TYPE
 FISCAL YEAR 2008**

CIRCUIT COUNTY	FELONY	MISD	MENTAL HYGIEN	JUVENILE	PAROLE PROBATION REV	TERM ABUSE	HABEAS SUP. CT.	OTHER	TOTAL HOURS
01 CIRCUIT									
BROOKE	2,371.5	534.2	96.9	268.3	12.8	5,185.0	0.0	20.6	8,489.3
HANCOCK	1,151.4	349.0	94.3	217.2	137.7	4,232.2	120.5	33.6	6,335.9
OHIO	4,149.5	738.8	511.4	408.9	45.2	6,759.5	433.9	40.2	13,087.4
TOTAL	7,672.4	1,622.0	702.6	894.4	195.7	16,176.7	554.4	94.4	27,912.6
02 CIRCUIT									
MARSHALL	611.0	234.2	390.5	113.4	31.5	1,086.1	51.0	166.0	2,683.7
TYLER	220.5	46.8	5.4	0.0	12.4	529.4	53.1	43.1	910.7
WETZEL	737.8	47.1	375.9	165.1	48.4	1,610.5	94.2	111.8	3,190.8
TOTAL	1,569.3	328.1	771.8	278.5	92.3	3,226.0	198.3	320.9	6,785.2
03 CIRCUIT									
DODDRIDGE	1,200.0	675.6	16.6	339.5	265.8	704.6	281.6	178.7	3,662.4
PLEASANTS	877.0	418.8	17.8	52.3	49.7	631.3	2.5	115.7	2,165.1
RITCHIE	954.8	852.6	17.3	232.2	21.7	2,328.2	20.0	60.5	4,487.3
TOTAL	3,031.8	1,947.0	51.7	624.0	337.2	3,664.1	304.1	354.9	10,314.8
04 CIRCUIT									
WIRT	362.7	442.6	3.5	229.0	50.2	368.5	44.4	21.7	1,522.6
WOOD	7,485.1	11,738.1	419.4	1,625.4	645.9	8,561.1	1,093.7	878.7	32,447.4
TOTAL	7,847.8	12,180.7	422.9	1,854.4	696.1	8,929.6	1,138.1	900.4	33,970.0
05 CIRCUIT									
CALHOUN	206.1	60.0	31.4	35.9	32.5	869.6	27.9	23.7	1,287.1
JACKSON	1,009.0	414.5	12.5	98.7	123.2	769.8	68.2	114.3	2,610.2
MASON	4,133.9	1,335.3	285.1	820.7	345.0	2,425.5	159.9	164.8	9,670.2
ROANE	1,087.0	220.9	13.6	239.4	10.7	1,923.6	15.0	11.3	3,521.5
TOTAL	6,436.0	2,030.7	342.6	1,194.7	511.4	5,988.5	271.0	314.1	17,089.0
06 CIRCUIT									
CABELL	6,794.7	1,034.0	1,659.6	1,191.1	292.1	5,518.1	1,003.4	349.0	17,842.0
TOTAL	6,794.7	1,034.0	1,659.6	1,191.1	292.1	5,518.1	1,003.4	349.0	17,842.0
07 CIRCUIT									
LOGAN	2,735.8	3,459.7	0.0	1,821.5	244.8	3,560.5	179.9	100.9	12,103.1
TOTAL	2,735.8	3,459.7	0.0	1,821.5	244.8	3,560.5	179.9	100.9	12,103.1
08 CIRCUIT									
MCDOWELL	3,197.1	689.9	7.0	252.7	58.7	2,222.5	60.9	42.4	6,531.2
TOTAL	3,197.1	689.9	7.0	252.7	58.7	2,222.5	60.9	42.4	6,531.2
09 CIRCUIT									
MERCER	7,850.7	1,531.8	482.1	932.4	556.2	9,116.4	694.1	238.1	21,401.8
TOTAL	7,850.7	1,531.8	482.1	932.4	556.2	9,116.4	694.1	238.1	21,401.8
10 CIRCUIT									
RALEIGH	2,678.2	1,011.0	6.2	893.7	195.6	7,956.4	0.0	85.6	12,826.7
TOTAL	2,678.2	1,011.0	6.2	893.7	195.6	7,956.4	0.0	85.6	12,826.7

**WEST VIRGINIA PUBLIC DEFENDER SERVICES
 APPOINTED COUNSEL HOURS PAID BY CASE TYPE
 FISCAL YEAR 2008**

CIRCUIT COUNTY	FELONY	MISD	MENTAL HYGIEN	JUVENILE	PAROLE PROBAT REV	TERM ABUSE	HABEAS SUP. CT.	OTHER	TOTAL HOURS
11 CIRCUIT									
GREENBRIER	1,009.0	241.5	13.4	12.2	0.0	1,146.5	158.1	36.5	2,617.2
POCAHONTAS	318.3	60.4	25.3	32.4	32.2	1,751.4	0.0	0.0	2,220.0
TOTAL	1,327.3	301.9	38.7	44.6	32.2	2,897.9	158.1	36.5	4,837.2
12 CIRCUIT									
FAYETTE	837.5	278.3	0.0	51.4	24.5	3,566.4	37.3	0.0	4,795.4
TOTAL	837.5	278.3	0.0	51.4	24.5	3,566.4	37.3	0.0	4,795.4
13 CIRCUIT									
KANAWHA	9,183.2	5,187.2	0.0	1,538.3	499.1	10,182.9	740.2	319.0	27,650.0
TOTAL	9,183.2	5,187.2	0.0	1,538.3	499.1	10,182.9	740.2	319.0	27,650.0
14 CIRCUIT									
BRAXTON	2,453.0	1,108.3	1.3	931.6	122.7	2,271.6	12.2	182.3	7,083.0
CLAY	1,631.3	956.5	1.2	484.3	77.3	2,253.3	116.9	76.9	5,597.7
GILMER	756.8	180.0	10.3	51.9	10.9	506.8	54.4	54.5	1,625.6
WEBSTER	1,273.2	610.9	32.6	235.6	29.0	2,510.4	310.8	9.1	5,011.6
TOTAL	6,114.3	2,855.7	45.4	1,703.4	239.9	7,542.1	494.3	322.8	19,317.9
15 CIRCUIT									
HARRISON	1,888.9	1,405.3	145.2	1,005.9	230.5	5,869.5	534.7	35.7	11,115.7
TOTAL	1,888.9	1,405.3	145.2	1,005.9	230.5	5,869.5	534.7	35.7	11,115.7
16 CIRCUIT									
MARION	5,742.1	3,525.6	353.1	2,333.5	446.9	5,217.0	667.2	279.5	18,564.9
TOTAL	5,742.1	3,525.6	353.1	2,333.5	446.9	5,217.0	667.2	279.5	18,564.9
17 CIRCUIT									
MONONGALIA	5,123.1	4,110.2	413.1	1,826.1	270.3	3,319.3	50.6	284.9	15,397.5
TOTAL	5,123.1	4,110.2	413.1	1,826.1	270.3	3,319.3	50.6	284.9	15,397.5
18 CIRCUIT									
PRESTON	1,178.1	282.8	0.0	643.8	147.6	2,781.8	293.7	230.8	5,558.6
TOTAL	1,178.1	282.8	0.0	643.8	147.6	2,781.8	293.7	230.8	5,558.6
19 CIRCUIT									
BARBOUR	2,144.6	1,589.6	41.6	906.8	196.8	2,285.3	0.0	43.0	7,207.7
TAYLOR	1,238.7	1,234.2	23.3	1,270.5	281.4	3,492.8	37.3	215.0	7,793.2
TOTAL	3,383.3	2,823.8	64.9	2,177.3	478.2	5,778.1	37.3	258.0	15,000.9
20 CIRCUIT									
RANDOLPH	1,783.6	1,800.9	53.5	1,589.8	170.3	3,229.0	246.5	74.7	8,948.3
TOTAL	1,783.6	1,800.9	53.5	1,589.8	170.3	3,229.0	246.5	74.7	8,948.3
21 CIRCUIT									
GRANT	1,132.4	422.0	22.6	254.7	214.6	780.8	114.2	75.3	3,016.6
MINERAL	1,491.3	1,538.6	23.7	870.6	175.9	731.9	240.8	28.6	5,101.4
TUCKER	294.1	120.0	7.5	0.0	36.6	534.9	22.9	14.3	1,030.3
TOTAL	2,917.8	2,080.6	53.8	1,125.3	427.1	2,047.6	377.9	118.2	9,148.3

**WEST VIRGINIA PUBLIC DEFENDER SERVICES
 APPOINTED COUNSEL HOURS PAID BY CASE TYPE
 FISCAL YEAR 2008**

CIRCUIT COUNTY	FELONY	MISD	MENTAL HYGIEN	JUVENILE	PAROLE PROBAT REV	TERM ABUSE	HABEAS SUP. CT.	OTHER	TOTAL HOURS
22 CIRCUIT									
HAMPSHIRE	1,320.6	843.5	8.5	389.1	114.7	1,684.5	622.8	70.6	5,054.3
HARDY	777.5	844.9	55.5	670.6	167.1	2,463.3	20.2	81.6	5,080.7
PENDLETON	680.9	193.3	18.6	174.6	110.7	291.9	53.8	54.8	1,578.6
TOTAL	2,779.0	1,881.7	82.6	1,234.3	392.5	4,439.7	696.8	207.0	11,713.6
23 CIRCUIT									
BERKELEY	3,068.4	511.4	6.3	1,141.2	200.0	9,678.7	361.5	23.1	14,990.6
JEFFERSON	894.2	218.2	10.0	252.8	65.9	3,947.6	104.7	31.7	5,525.1
MORGAN	459.7	196.3	0.0	53.1	68.8	1,266.2	252.1	40.1	2,336.3
TOTAL	4,422.3	925.9	16.3	1,447.1	334.7	14,892.5	718.3	94.9	22,852.0
24 CIRCUIT									
WAYNE	1,939.9	764.8	370.1	365.0	120.7	7,991.3	500.3	179.7	12,231.8
TOTAL	1,939.9	764.8	370.1	365.0	120.7	7,991.3	500.3	179.7	12,231.8
25 CIRCUIT									
BOONE	1,388.5	519.8	6.2	264.8	133.0	4,797.8	657.6	10.2	7,777.9
LINCOLN	2,409.8	524.9	107.3	1,545.5	237.7	2,551.1	204.2	54.7	7,635.2
TOTAL	3,798.3	1,044.7	113.5	1,810.3	370.7	7,348.9	861.8	64.9	15,413.1
26 CIRCUIT									
LEWIS	2,036.5	882.2	1,299.4	265.9	112.1	2,299.4	191.0	146.6	7,233.1
UPSHUR	1,978.5	1,401.5	52.5	1,035.2	205.8	3,449.2	224.0	77.6	8,424.3
TOTAL	4,015.0	2,283.7	1,351.9	1,301.1	317.9	5,748.6	415.0	224.2	15,657.4
27 CIRCUIT									
WYOMING	2,872.7	2,466.2	14.8	223.7	8.4	4,239.1	194.8	88.7	10,108.4
TOTAL	2,872.7	2,466.2	14.8	223.7	8.4	4,239.1	194.8	88.7	10,108.4
28 CIRCUIT									
NICHOLAS	982.7	115.2	4.3	123.8	0.0	1,058.1	95.8	23.3	2,403.2
TOTAL	982.7	115.2	4.3	123.8	0.0	1,058.1	95.8	23.3	2,403.2
29 CIRCUIT									
PUTNAM	4,255.4	2,583.6	161.1	1,575.3	276.5	1,091.6	114.3	250.0	10,307.8
TOTAL	4,255.4	2,583.6	161.1	1,575.3	276.5	1,091.6	114.3	250.0	10,307.8
30 CIRCUIT									
MINGO	2,009.0	1,104.3	47.9	345.3	97.5	5,754.3	185.2	90.2	9,633.7
TOTAL	2,009.0	1,104.3	47.9	345.3	97.5	5,754.3	185.2	90.2	9,633.7
31 CIRCUIT									
MONROE	659.5	365.0	14.7	259.3	15.4	1,197.9	141.0	0.0	2,652.8
SUMMERS	1,065.2	277.3	16.5	208.6	8.4	752.3	0.0	9.5	2,337.8
TOTAL	1,724.7	642.3	31.2	467.9	23.8	1,950.2	141.0	9.5	4,990.6
STATE TOTAL	118,091.9	64,299.7	7,807.9	32,870.6	8,089.4	173,304.7	11,965.4	5,993.2	422,422.7

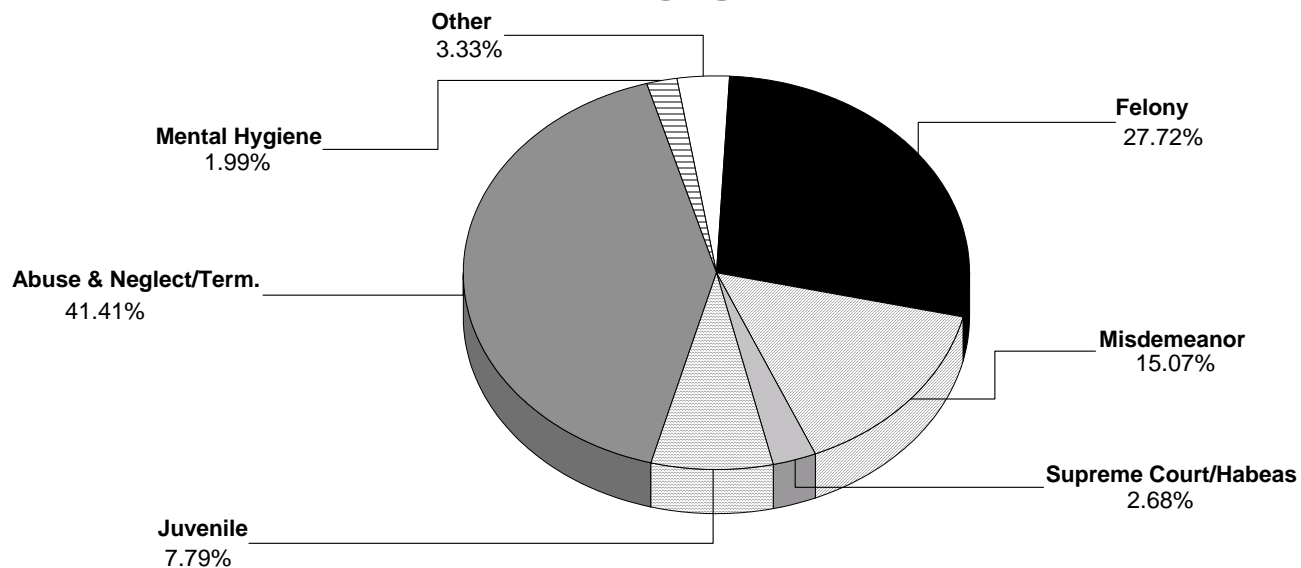
APPOINTED COUNSEL FEES PAID IN FY 2008

Felony	\$5,661,667.50
Misdemeanor	\$3,079,005.01
Supreme Court/Habeas	\$546,759.00
Juvenile	\$1,592,046.00
Abuse & Neglect/Term.	\$8,459,000.12
Mental Hygiene	\$406,457.00
Other	\$680,137.34

Parole/Probation Rev., Mag. Ct. Appeal, Mandamus/Prohibition, Extradition, Contempt, Fugitive, Other
--

TOTAL FEES PAID	\$20,425,071.97
------------------------	------------------------

APPOINTED COUNSEL FEES PAID IN FY 2008 BY CASE TYPE



**WEST VIRGINIA PUBLIC DEFENDER SERVICES
 APPOINTED COUNSEL FEES PAID BY CASE TYPE
 FISCAL YEAR 2008**

CIRCUIT	FELONY	MISD	MENTAL HYGIENE	JUVENILE	PAROLE PROBAT REV	TERM ABUSE	HABEAS SUP. CT.	OTHER	TOTAL FEE
01 CIRCUIT	\$363,123.50	\$78,248.00	\$34,751.00	\$42,896.00	\$9,450.50	\$768,131.50	\$25,180.00	\$4,388.00	\$1,326,168.50
02 CIRCUIT	\$75,368.50	\$15,944.50	\$37,291.00	\$13,924.50	\$4,429.50	\$157,705.00	\$8,943.50	\$15,326.50	\$328,933.00
03 CIRCUIT	\$143,223.00	\$92,605.00	\$2,748.50	\$30,126.00	\$15,894.00	\$176,176.50	\$13,764.50	\$16,910.50	\$491,448.00
04 CIRCUIT	\$373,283.00	\$578,083.50	\$21,130.50	\$88,300.00	\$33,418.50	\$429,214.00	\$51,886.50	\$42,664.00	\$1,617,980.00
05 CIRCUIT	\$308,716.50	\$96,595.50	\$17,087.00	\$59,675.50	\$25,373.00	\$300,458.50	\$12,303.00	\$15,400.50	\$835,609.50
06 CIRCUIT	\$333,603.50	\$52,280.00	\$94,108.00	\$61,161.50	\$14,430.50	\$278,294.50	\$45,923.00	\$17,081.00	\$896,882.00
07 CIRCUIT	\$132,021.00	\$168,114.50	\$0.00	\$89,679.50	\$11,774.00	\$174,620.50	\$8,359.50	\$4,922.50	\$589,491.50
08 CIRCUIT	\$150,891.50	\$32,475.50	\$385.00	\$12,051.50	\$2,899.50	\$109,760.50	\$2,740.50	\$1,964.00	\$313,168.00
09 CIRCUIT	\$378,623.50	\$74,993.00	\$23,952.50	\$46,802.00	\$28,215.00	\$447,512.00	\$32,070.50	\$11,312.50	\$1,043,481.00
10 CIRCUIT	\$129,709.00	\$48,615.00	\$323.00	\$41,942.50	\$9,212.00	\$387,548.45	\$0.00	\$4,190.00	\$621,539.95
11 CIRCUIT	\$62,548.50	\$14,197.50	\$2,121.50	\$2,139.00	\$1,539.00	\$137,639.50	\$7,300.50	\$1,672.50	\$229,158.00
12 CIRCUIT	\$40,085.00	\$13,505.50	\$0.00	\$2,581.00	\$1,164.50	\$172,120.00	\$1,678.50	\$0.00	\$231,134.50
13 CIRCUIT	\$442,670.50	\$254,488.00	\$0.00	\$75,153.50	\$24,719.50	\$494,295.67	\$34,279.00	\$15,399.00	\$1,341,005.17
14 CIRCUIT	\$291,557.50	\$136,804.50	\$2,305.00	\$83,147.00	\$11,535.50	\$368,176.50	\$22,571.50	\$15,448.00	\$931,545.50
15 CIRCUIT	\$89,494.50	\$67,030.50	\$7,348.00	\$48,939.50	\$11,140.50	\$286,147.50	\$24,425.50	\$1,660.50	\$536,186.50
16 CIRCUIT	\$267,474.50	\$163,908.56	\$18,085.00	\$108,709.50	\$21,164.34	\$245,305.00	\$30,194.00	\$13,149.50	\$867,990.40
17 CIRCUIT	\$243,256.00	\$193,143.00	\$20,953.50	\$87,158.50	\$12,775.50	\$157,270.50	\$2,291.00	\$13,417.00	\$730,265.00
18 CIRCUIT	\$54,776.50	\$13,284.00	\$0.00	\$29,863.00	\$6,834.00	\$131,317.00	\$13,274.50	\$10,754.00	\$260,103.00
19 CIRCUIT	\$158,326.50	\$131,423.00	\$3,130.50	\$100,732.50	\$22,439.00	\$267,400.50	\$1,678.50	\$12,018.00	\$697,148.50
20 CIRCUIT	\$85,476.00	\$85,828.50	\$2,845.50	\$75,751.00	\$8,339.50	\$156,649.00	\$11,596.50	\$3,601.50	\$430,087.50
21 CIRCUIT	\$139,795.00	\$99,679.00	\$2,819.00	\$54,102.50	\$20,527.50	\$98,506.00	\$17,175.50	\$5,739.00	\$438,343.50
22 CIRCUIT	\$137,141.00	\$91,342.50	\$5,011.00	\$62,911.50	\$19,584.50	\$219,802.50	\$31,906.00	\$10,261.00	\$577,960.00
23 CIRCUIT	\$214,123.50	\$44,985.50	\$919.50	\$71,287.50	\$16,279.50	\$748,402.50	\$32,867.50	\$4,870.50	\$1,133,736.00
24 CIRCUIT	\$95,923.50	\$39,344.00	\$23,926.50	\$18,899.00	\$5,873.50	\$407,012.50	\$22,841.50	\$8,508.50	\$622,329.00
25 CIRCUIT	\$192,017.50	\$51,023.50	\$5,707.50	\$88,495.50	\$18,735.50	\$375,320.50	\$39,563.00	\$3,240.50	\$774,103.50
26 CIRCUIT	\$191,395.00	\$109,682.50	\$66,063.50	\$62,363.50	\$15,675.50	\$271,473.00	\$18,793.00	\$10,831.00	\$746,277.00
27 CIRCUIT	\$135,473.50	\$116,216.95	\$864.00	\$10,874.50	\$392.00	\$206,563.50	\$8,766.00	\$4,181.50	\$483,331.95
28 CIRCUIT	\$47,457.50	\$5,662.00	\$235.50	\$6,097.00	\$0.00	\$52,096.50	\$4,461.00	\$1,086.50	\$117,096.00
29 CIRCUIT	\$201,343.00	\$123,784.00	\$8,091.50	\$76,042.50	\$13,458.50	\$53,698.00	\$5,187.50	\$12,142.00	\$493,747.00
30 CIRCUIT	\$98,733.50	\$54,506.00	\$2,567.50	\$17,135.50	\$4,705.50	\$284,429.50	\$8,392.50	\$4,417.00	\$474,887.00
31 CIRCUIT	\$84,036.00	\$31,211.50	\$1,686.00	\$23,103.50	\$1,139.00	\$95,953.00	\$6,345.00	\$461.50	\$243,935.50
STATE TOTAL	\$5,661,667.50	\$3,079,005.01	\$406,457.00	\$1,592,046.00	\$393,118.84	\$8,459,000.12	\$546,759.00	\$287,018.50	\$20,425,071.97

**WEST VIRGINIA PUBLIC DEFENDER SERVICES
 APPOINTED COUNSEL FEES PAID BY CASE TYPE
 FISCAL YEAR 2008**

CIRCUIT	FELONY	MISD	MENTAL HYGIENE	JUVENILE	PAROLE PROBAT REV	TERM ABUSE	HABEAS SUP. CT.	OTHER	TOTAL FEE
01 CIRCUIT									
BROOKE	\$112,269.50	\$25,439.00	\$4,872.50	\$13,105.50	\$600.00	\$247,693.00	\$0.00	\$971.00	\$404,950.50
HANCOCK	\$55,293.00	\$17,117.00	\$4,767.50	\$10,340.00	\$6,630.50	\$203,433.00	\$5,460.50	\$1,512.00	\$304,553.50
OHIO	\$195,561.00	\$35,692.00	\$25,111.00	\$19,450.50	\$2,220.00	\$317,005.50	\$19,719.50	\$1,905.00	\$616,664.50
TOTAL	\$363,123.50	\$78,248.00	\$34,751.00	\$42,896.00	\$9,450.50	\$768,131.50	\$25,180.00	\$4,388.00	\$1,326,168.50
02 CIRCUIT									
MARSHALL	\$29,447.00	\$11,347.00	\$18,970.50	\$5,645.00	\$1,523.50	\$52,650.50	\$2,315.00	\$7,854.00	\$129,752.50
TYLER	\$10,614.50	\$2,296.00	\$259.00	\$0.00	\$636.00	\$26,038.00	\$2,389.50	\$1,989.50	\$44,222.50
WETZEL	\$35,307.00	\$2,301.50	\$18,061.50	\$8,279.50	\$2,270.00	\$79,016.50	\$4,239.00	\$5,483.00	\$154,958.00
TOTAL	\$75,368.50	\$15,944.50	\$37,291.00	\$13,924.50	\$4,429.50	\$157,705.00	\$8,943.50	\$15,326.50	\$328,933.00
03 CIRCUIT									
DODDRIDGE	\$57,364.00	\$32,190.00	\$851.00	\$16,453.50	\$12,521.00	\$33,769.00	\$12,734.00	\$8,443.50	\$174,326.00
PLEASANTS	\$40,663.00	\$19,724.00	\$905.00	\$2,559.50	\$2,318.50	\$29,974.50	\$130.50	\$5,526.50	\$101,801.50
RITCHIE	\$45,196.00	\$40,691.00	\$992.50	\$11,113.00	\$1,054.50	\$112,433.00	\$900.00	\$2,940.50	\$215,320.50
TOTAL	\$143,223.00	\$92,605.00	\$2,748.50	\$30,126.00	\$15,894.00	\$176,176.50	\$13,764.50	\$16,910.50	\$491,448.00
04 CIRCUIT									
WIRT	\$17,127.50	\$21,113.00	\$203.50	\$10,859.00	\$2,399.00	\$17,492.50	\$1,998.00	\$1,046.50	\$72,239.00
WOOD	\$356,155.50	\$556,970.50	\$20,927.00	\$77,441.00	\$31,019.50	\$411,721.50	\$49,888.50	\$41,617.50	\$1,545,741.00
TOTAL	\$373,283.00	\$578,083.50	\$21,130.50	\$88,300.00	\$33,418.50	\$429,214.00	\$51,886.50	\$42,664.00	\$1,617,980.00
05 CIRCUIT									
CALHOUN	\$9,916.50	\$2,910.00	\$1,607.00	\$1,789.50	\$1,582.50	\$43,538.00	\$1,265.50	\$1,322.50	\$63,931.50
JACKSON	\$49,345.00	\$19,908.50	\$622.50	\$4,909.50	\$5,918.00	\$37,293.00	\$3,089.00	\$5,515.50	\$126,601.00
MASON	\$197,734.00	\$63,174.50	\$14,065.50	\$40,685.50	\$17,321.00	\$120,305.50	\$7,273.50	\$7,960.00	\$468,519.50
ROANE	\$51,721.00	\$10,602.50	\$792.00	\$12,291.00	\$551.50	\$99,322.00	\$675.00	\$602.50	\$176,557.50
TOTAL	\$308,716.50	\$96,595.50	\$17,087.00	\$59,675.50	\$25,373.00	\$300,458.50	\$12,303.00	\$15,400.50	\$835,609.50
06 CIRCUIT									
CABELL	\$333,603.50	\$52,280.00	\$94,108.00	\$61,161.50	\$14,430.50	\$278,294.50	\$45,923.00	\$17,081.00	\$896,882.00
TOTAL	\$333,603.50	\$52,280.00	\$94,108.00	\$61,161.50	\$14,430.50	\$278,294.50	\$45,923.00	\$17,081.00	\$896,882.00
07 CIRCUIT									
LOGAN	\$132,021.00	\$168,114.50	\$0.00	\$89,679.50	\$11,774.00	\$174,620.50	\$8,359.50	\$4,922.50	\$589,491.50
TOTAL	\$132,021.00	\$168,114.50	\$0.00	\$89,679.50	\$11,774.00	\$174,620.50	\$8,359.50	\$4,922.50	\$589,491.50

**WEST VIRGINIA PUBLIC DEFENDER SERVICES
 APPOINTED COUNSEL FEES PAID BY CASE TYPE
 FISCAL YEAR 2008**

CIRCUIT	FELONY	MISD	MENTAL HYGIENE	JUVENILE	PAROLE PROBAT REV	TERM ABUSE	HABEAS SUP. CT.	OTHER	TOTAL FEE
08 CIRCUIT									
MCDOWELL	\$150,891.50	\$32,475.50	\$385.00	\$12,051.50	\$2,899.50	\$109,760.50	\$2,740.50	\$1,964.00	\$313,168.00
TOTAL	\$150,891.50	\$32,475.50	\$385.00	\$12,051.50	\$2,899.50	\$109,760.50	\$2,740.50	\$1,964.00	\$313,168.00
09 CIRCUIT									
MERCER	\$378,623.50	\$74,993.00	\$23,952.50	\$46,802.00	\$28,215.00	\$447,512.00	\$32,070.50	\$11,312.50	\$1,043,481.00
TOTAL	\$378,623.50	\$74,993.00	\$23,952.50	\$46,802.00	\$28,215.00	\$447,512.00	\$32,070.50	\$11,312.50	\$1,043,481.00
10 CIRCUIT									
RALEIGH	\$129,709.00	\$48,615.00	\$323.00	\$41,942.50	\$9,212.00	\$387,548.45	\$0.00	\$4,190.00	\$621,539.95
TOTAL	\$129,709.00	\$48,615.00	\$323.00	\$41,942.50	\$9,212.00	\$387,548.45	\$0.00	\$4,190.00	\$621,539.95
11 CIRCUIT									
GREENBRIER	\$47,591.00	\$11,361.50	\$717.00	\$641.00	\$0.00	\$54,274.50	\$7,300.50	\$1,672.50	\$123,558.00
POCAHONTAS	\$14,957.50	\$2,836.00	\$1,404.50	\$1,498.00	\$1,539.00	\$83,365.00	\$0.00	\$0.00	\$105,600.00
TOTAL	\$62,548.50	\$14,197.50	\$2,121.50	\$2,139.00	\$1,539.00	\$137,639.50	\$7,300.50	\$1,672.50	\$229,158.00
12 CIRCUIT									
FAYETTE	\$40,085.00	\$13,505.50	\$0.00	\$2,581.00	\$1,164.50	\$172,120.00	\$1,678.50	\$0.00	\$231,134.50
TOTAL	\$40,085.00	\$13,505.50	\$0.00	\$2,581.00	\$1,164.50	\$172,120.00	\$1,678.50	\$0.00	\$231,134.50
13 CIRCUIT									
KANAWHA	\$442,670.50	\$254,488.00	\$0.00	\$75,153.50	\$24,719.50	\$494,295.67	\$34,279.00	\$15,399.00	\$1,341,005.17
TOTAL	\$442,670.50	\$254,488.00	\$0.00	\$75,153.50	\$24,719.50	\$494,295.67	\$34,279.00	\$15,399.00	\$1,341,005.17
14 CIRCUIT									
BRAXTON	\$117,665.00	\$52,757.50	\$74.50	\$45,384.00	\$5,929.50	\$113,320.00	\$609.00	\$8,791.50	\$344,531.00
CLAY	\$77,988.50	\$46,496.50	\$72.00	\$23,893.50	\$3,728.50	\$109,440.50	\$5,362.50	\$3,650.50	\$270,632.50
GILMER	\$36,244.00	\$8,798.00	\$523.50	\$2,485.50	\$528.50	\$24,594.00	\$2,458.00	\$2,578.50	\$78,210.00
WEBSTER	\$59,660.00	\$28,752.50	\$1,635.00	\$11,384.00	\$1,349.00	\$120,822.00	\$14,142.00	\$427.50	\$238,172.00
TOTAL	\$291,557.50	\$136,804.50	\$2,305.00	\$83,147.00	\$11,535.50	\$368,176.50	\$22,571.50	\$15,448.00	\$931,545.50
15 CIRCUIT									
HARRISON	\$89,494.50	\$67,030.50	\$7,348.00	\$48,939.50	\$11,140.50	\$286,147.50	\$24,425.50	\$1,660.50	\$536,186.50
TOTAL	\$89,494.50	\$67,030.50	\$7,348.00	\$48,939.50	\$11,140.50	\$286,147.50	\$24,425.50	\$1,660.50	\$536,186.50
16 CIRCUIT									
MARION	\$267,474.50	\$163,908.56	\$18,085.00	\$108,709.50	\$21,164.34	\$245,305.00	\$30,194.00	\$13,149.50	\$867,990.40
TOTAL	\$267,474.50	\$163,908.56	\$18,085.00	\$108,709.50	\$21,164.34	\$245,305.00	\$30,194.00	\$13,149.50	\$867,990.40

**WEST VIRGINIA PUBLIC DEFENDER SERVICES
 APPOINTED COUNSEL FEES PAID BY CASE TYPE
 FISCAL YEAR 2008**

CIRCUIT	FELONY	MISD	MENTAL HYGIENE	JUVENILE	PAROLE PROBAT REV	TERM ABUSE	HABEAS SUP. CT.	OTHER	TOTAL FEE
17 CIRCUIT									
MONONGALIA	\$243,256.00	\$193,143.00	\$20,953.50	\$87,158.50	\$12,775.50	\$157,270.50	\$2,291.00	\$13,417.00	\$730,265.00
TOTAL	\$243,256.00	\$193,143.00	\$20,953.50	\$87,158.50	\$12,775.50	\$157,270.50	\$2,291.00	\$13,417.00	\$730,265.00
18 CIRCUIT									
PRESTON	\$54,776.50	\$13,284.00	\$0.00	\$29,863.00	\$6,834.00	\$131,317.00	\$13,274.50	\$10,754.00	\$260,103.00
TOTAL	\$54,776.50	\$13,284.00	\$0.00	\$29,863.00	\$6,834.00	\$131,317.00	\$13,274.50	\$10,754.00	\$260,103.00
19 CIRCUIT									
BARBOUR	\$99,947.00	\$73,158.00	\$2,062.00	\$42,232.00	\$9,282.00	\$106,242.50	\$0.00	\$2,001.00	\$334,924.50
TAYLOR	\$58,379.50	\$58,265.00	\$1,068.50	\$58,500.50	\$13,157.00	\$161,158.00	\$1,678.50	\$10,017.00	\$362,224.00
TOTAL	\$158,326.50	\$131,423.00	\$3,130.50	\$100,732.50	\$22,439.00	\$267,400.50	\$1,678.50	\$12,018.00	\$697,148.50
20 CIRCUIT									
RANDOLPH	\$85,476.00	\$85,828.50	\$2,845.50	\$75,751.00	\$8,339.50	\$156,649.00	\$11,596.50	\$3,601.50	\$430,087.50
TOTAL	\$85,476.00	\$85,828.50	\$2,845.50	\$75,751.00	\$8,339.50	\$156,649.00	\$11,596.50	\$3,601.50	\$430,087.50
21 CIRCUIT									
GRANT	\$55,214.00	\$20,194.00	\$1,195.00	\$12,245.50	\$10,293.00	\$37,342.00	\$5,147.00	\$3,668.50	\$145,299.00
MINERAL	\$70,570.50	\$73,853.00	\$1,222.50	\$41,857.00	\$8,493.50	\$35,447.50	\$10,998.00	\$1,401.00	\$243,843.00
TUCKER	\$14,010.50	\$5,632.00	\$401.50	\$0.00	\$1,741.00	\$25,716.50	\$1,030.50	\$669.50	\$49,201.50
TOTAL	\$139,795.00	\$99,679.00	\$2,819.00	\$54,102.50	\$20,527.50	\$98,506.00	\$17,175.50	\$5,739.00	\$438,343.50
22 CIRCUIT									
HAMPSHIRE	\$64,659.00	\$41,071.50	\$462.50	\$19,961.50	\$5,771.50	\$83,546.50	\$28,488.00	\$3,587.00	\$247,547.50
HARDY	\$38,771.50	\$40,916.50	\$3,433.50	\$33,997.00	\$8,203.50	\$121,954.50	\$909.00	\$4,172.00	\$252,357.50
PENDLETON	\$33,710.50	\$9,354.50	\$1,115.00	\$8,953.00	\$5,609.50	\$14,301.50	\$2,509.00	\$2,502.00	\$78,055.00
TOTAL	\$137,141.00	\$91,342.50	\$5,011.00	\$62,911.50	\$19,584.50	\$219,802.50	\$31,906.00	\$10,261.00	\$577,960.00
23 CIRCUIT									
BERKELEY	\$148,342.00	\$24,961.00	\$359.50	\$56,336.00	\$9,674.00	\$486,827.50	\$16,381.50	\$1,115.50	\$743,997.00
JEFFERSON	\$43,275.00	\$10,529.00	\$560.00	\$12,476.00	\$3,209.50	\$198,508.00	\$4,811.50	\$1,596.50	\$274,965.50
MORGAN	\$22,506.50	\$9,495.50	\$0.00	\$2,475.50	\$3,396.00	\$63,067.00	\$11,674.50	\$2,158.50	\$114,773.50
TOTAL	\$214,123.50	\$44,985.50	\$919.50	\$71,287.50	\$16,279.50	\$748,402.50	\$32,867.50	\$4,870.50	\$1,133,736.00
24 CIRCUIT									
WAYNE	\$95,923.50	\$39,344.00	\$23,926.50	\$18,899.00	\$5,873.50	\$407,012.50	\$22,841.50	\$8,508.50	\$622,329.00
TOTAL	\$95,923.50	\$39,344.00	\$23,926.50	\$18,899.00	\$5,873.50	\$407,012.50	\$22,841.50	\$8,508.50	\$622,329.00

**WEST VIRGINIA PUBLIC DEFENDER SERVICES
 APPOINTED COUNSEL FEES PAID BY CASE TYPE
 FISCAL YEAR 2008**

CIRCUIT	FELONY	MISD	MENTAL HYGIENE	JUVENILE	PAROLE PROBAT REV	TERM ABUSE	HABEAS SUP. CT.	OTHER	TOTAL FEE
25 CIRCUIT									
BOONE	\$70,290.50	\$25,343.00	\$323.00	\$13,550.00	\$7,043.00	\$250,917.00	\$29,962.00	\$523.00	\$397,951.50
LINCOLN	\$121,727.00	\$25,680.50	\$5,384.50	\$74,945.50	\$11,692.50	\$124,403.50	\$9,601.00	\$2,717.50	\$376,152.00
TOTAL	\$192,017.50	\$51,023.50	\$5,707.50	\$88,495.50	\$18,735.50	\$375,320.50	\$39,563.00	\$3,240.50	\$774,103.50
26 CIRCUIT									
LEWIS	\$96,848.50	\$42,199.00	\$63,281.00	\$13,089.50	\$5,414.50	\$107,893.00	\$8,681.00	\$7,045.00	\$344,451.50
UPSHUR	\$94,546.50	\$67,483.50	\$2,782.50	\$49,274.00	\$10,261.00	\$163,580.00	\$10,112.00	\$3,786.00	\$401,825.50
TOTAL	\$191,395.00	\$109,682.50	\$66,063.50	\$62,363.50	\$15,675.50	\$271,473.00	\$18,793.00	\$10,831.00	\$746,277.00
27 CIRCUIT									
WYOMING	\$135,473.50	\$116,216.95	\$864.00	\$10,874.50	\$392.00	\$206,563.50	\$8,766.00	\$4,181.50	\$483,331.95
TOTAL	\$135,473.50	\$116,216.95	\$864.00	\$10,874.50	\$392.00	\$206,563.50	\$8,766.00	\$4,181.50	\$483,331.95
28 CIRCUIT									
NICHOLAS	\$47,457.50	\$5,662.00	\$235.50	\$6,097.00	\$0.00	\$52,096.50	\$4,461.00	\$1,086.50	\$117,096.00
TOTAL	\$47,457.50	\$5,662.00	\$235.50	\$6,097.00	\$0.00	\$52,096.50	\$4,461.00	\$1,086.50	\$117,096.00
29 CIRCUIT									
PUTNAM	\$201,343.00	\$123,784.00	\$8,091.50	\$76,042.50	\$13,458.50	\$53,698.00	\$5,187.50	\$12,142.00	\$493,747.00
TOTAL	\$201,343.00	\$123,784.00	\$8,091.50	\$76,042.50	\$13,458.50	\$53,698.00	\$5,187.50	\$12,142.00	\$493,747.00
30 CIRCUIT									
MINGO	\$98,733.50	\$54,506.00	\$2,567.50	\$17,135.50	\$4,705.50	\$284,429.50	\$8,392.50	\$4,417.00	\$474,887.00
TOTAL	\$98,733.50	\$54,506.00	\$2,567.50	\$17,135.50	\$4,705.50	\$284,429.50	\$8,392.50	\$4,417.00	\$474,887.00
31 CIRCUIT									
MONROE	\$32,237.50	\$17,735.00	\$823.50	\$13,122.50	\$719.00	\$59,005.50	\$6,345.00	\$0.00	\$129,988.00
SUMMERS	\$51,798.50	\$13,476.50	\$862.50	\$9,981.00	\$420.00	\$36,947.50	\$0.00	\$461.50	\$113,947.50
TOTAL	\$84,036.00	\$31,211.50	\$1,686.00	\$23,103.50	\$1,139.00	\$95,953.00	\$6,345.00	\$461.50	\$243,935.50
STATE TOTAL	\$5,661,667.50	\$3,079,005.01	\$406,457.00	\$1,592,046.00	\$393,118.84	\$8,459,000.12	\$546,759.00	\$287,018.50	\$20,425,071.97

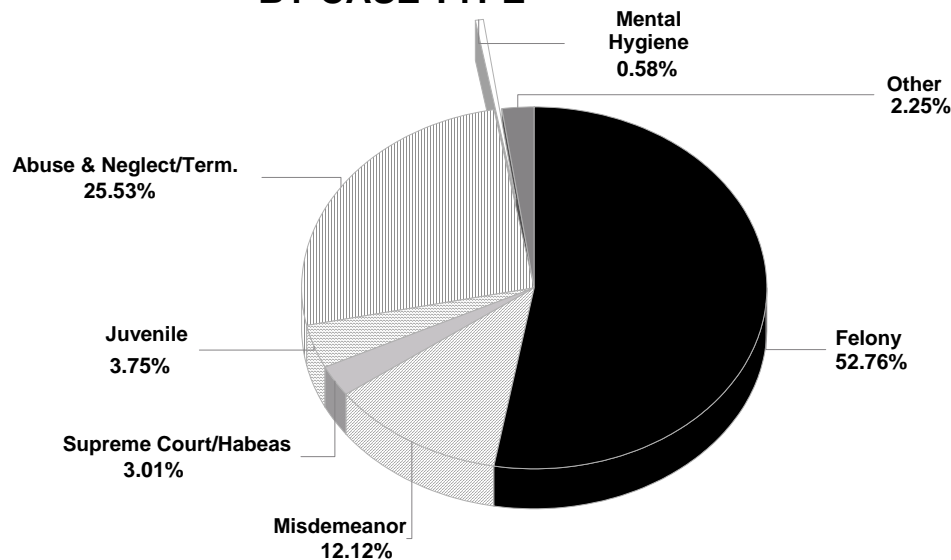
APPOINTED COUNSEL EXPENSES PAID IN FY 2008 INCLUDING DIRECT EXPENSES PAID

Felony	\$1,240,251.01
Misdemeanor	\$284,877.73
Supreme Court/Habeas	\$70,874.94
Juvenile	\$88,154.05
Abuse & Neglect/Term.	\$600,071.93
Mental Hygiene	\$13,596.12
Other	\$52,934.15

Parole/Probation Rev., Mag. Ct. Appeal, Mandamus/Prohibition, Extradition, Contempt, Fugitive, Other
--

TOTAL EXPENSES PAID	\$2,350,759.93
----------------------------	-----------------------

APPOINTED COUNSEL EXPENSES PAID FY 2008 BY CASE TYPE



**WEST VIRGINIA PUBLIC DEFENDER SERVICES
 APPOINTED COUNSEL EXPENSES PAID BY CASE TYPE
 FISCAL YEAR 2008**

CIRCUIT	FELONY	MISD	MENTAL HYGIENE	JUVENILE	PAROLE PROBAT REV	TERM ABUSE	HABEAS SUP. CT.	OTHER	TOTAL EXPENSES	
01	CIRCUIT	\$39,400.09	\$2,539.21	\$270.50	\$3,748.20	\$391.23	\$52,395.47	\$5,952.69	\$270.47	\$104,967.86
02	CIRCUIT	\$16,079.51	\$3,029.67	\$2,090.34	\$510.15	\$276.95	\$7,123.46	\$383.44	\$978.22	\$30,471.74
03	CIRCUIT	\$38,520.54	\$10,492.47	\$180.20	\$3,173.83	\$1,752.01	\$19,765.17	\$1,088.16	\$1,225.16	\$76,197.54
04	CIRCUIT	\$198,502.14	\$112,710.35	\$1,229.37	\$9,368.00	\$4,498.16	\$95,846.14	\$11,346.55	\$4,712.11	\$438,212.82
05	CIRCUIT	\$58,778.20	\$3,656.83	\$125.52	\$2,981.20	\$1,394.49	\$14,475.53	\$4,573.94	\$641.64	\$86,627.35
06	CIRCUIT	\$30,066.24	\$1,698.24	\$10.00	\$650.93	\$577.48	\$5,234.63	\$2,463.59	\$2,798.62	\$43,499.73
07	CIRCUIT	\$42,719.16	\$5,075.74	\$0.00	\$1,791.72	\$1,308.97	\$6,467.59	\$1,483.62	\$373.72	\$59,220.52
08	CIRCUIT	\$25,206.75	\$1,502.32	\$0.00	\$207.96	\$260.92	\$4,329.43	\$396.59	\$17.08	\$31,921.05
09	CIRCUIT	\$74,447.15	\$5,666.64	\$1,818.83	\$2,435.68	\$1,245.97	\$31,248.22	\$5,395.79	\$2,570.21	\$124,828.49
10	CIRCUIT	\$29,683.29	\$10,213.96	\$44.92	\$1,960.96	\$1,032.02	\$32,436.98	\$0.00	\$333.71	\$75,705.84
11	CIRCUIT	\$9,324.04	\$98.18	\$25.80	\$0.00	\$0.00	\$9,002.36	\$716.55	\$0.00	\$19,166.93
12	CIRCUIT	\$1,999.24	\$189.96	\$0.00	\$35.92	\$12.80	\$14,944.26	\$1,405.62	\$0.00	\$18,587.80
13	CIRCUIT	\$71,960.15	\$11,401.62	\$0.00	\$4,487.46	\$843.36	\$34,638.02	\$2,535.13	\$816.79	\$126,682.53
14	CIRCUIT	\$37,919.33	\$13,127.68	\$94.15	\$6,544.80	\$1,577.02	\$33,017.01	\$2,611.77	\$1,472.46	\$96,364.22
15	CIRCUIT	\$5,206.60	\$3,895.77	\$281.85	\$1,115.48	\$326.60	\$13,966.89	\$3,486.22	\$58.31	\$28,337.72
16	CIRCUIT	\$70,047.19	\$5,661.14	\$73.08	\$12,185.11	\$675.64	\$7,440.36	\$4,909.01	\$253.92	\$101,245.45
17	CIRCUIT	\$41,550.94	\$3,973.99	\$379.29	\$2,623.43	\$309.89	\$5,142.21	\$405.86	\$845.73	\$55,231.34
18	CIRCUIT	\$9,627.39	\$702.02	\$0.00	\$2,478.10	\$285.07	\$6,140.73	\$1,453.05	\$246.86	\$20,933.22
19	CIRCUIT	\$5,217.49	\$3,044.36	\$31.25	\$1,555.11	\$783.34	\$4,936.59	\$1.98	\$198.51	\$15,768.63
20	CIRCUIT	\$3,387.98	\$5,153.87	\$35.97	\$1,925.19	\$171.70	\$3,499.75	\$1,350.74	\$103.88	\$15,629.08
21	CIRCUIT	\$21,097.90	\$3,220.25	\$64.04	\$1,173.36	\$910.16	\$6,490.66	\$1,216.91	\$800.76	\$34,974.04
22	CIRCUIT	\$50,325.42	\$4,557.04	\$26.70	\$2,249.40	\$574.75	\$7,919.65	\$2,217.21	\$453.48	\$68,323.65
23	CIRCUIT	\$154,795.44	\$2,188.53	\$276.50	\$6,241.43	\$1,470.72	\$85,342.29	\$5,293.34	\$484.70	\$256,092.95
24	CIRCUIT	\$14,199.81	\$3,685.59	\$5.00	\$626.97	\$839.10	\$24,219.55	\$3,419.28	\$1,474.14	\$48,469.44
25	CIRCUIT	\$48,426.92	\$2,002.99	\$521.49	\$2,954.23	\$3,765.54	\$10,277.54	\$2,372.16	\$193.65	\$70,514.52
26	CIRCUIT	\$26,724.11	\$6,072.62	\$5,274.93	\$3,935.39	\$824.77	\$19,496.48	\$1,942.17	\$1,033.74	\$65,304.21
27	CIRCUIT	\$54,790.68	\$44,722.57	\$3.60	\$3,833.92	\$667.79	\$21,011.56	\$0.00	\$815.93	\$125,846.05
28	CIRCUIT	\$3,815.78	\$297.55	\$0.00	\$382.35	\$0.00	\$2,133.58	\$479.88	\$112.20	\$7,221.34
29	CIRCUIT	\$32,889.70	\$9,145.88	\$573.98	\$4,079.10	\$818.17	\$2,892.13	\$1,050.90	\$808.86	\$52,258.72
30	CIRCUIT	\$8,216.99	\$1,698.04	\$10.00	\$146.40	\$437.87	\$10,132.44	\$847.04	\$625.60	\$22,114.38
31	CIRCUIT	\$15,324.84	\$3,452.65	\$148.81	\$2,752.27	\$105.91	\$8,105.25	\$75.75	\$75.29	\$30,040.77
STATE TOTAL		\$1,240,251.01	\$284,877.73	\$13,596.12	\$88,154.05	\$28,138.40	\$600,071.93	\$70,874.94	\$24,795.75	\$2,350,759.93

**WEST VIRGINIA PUBLIC DEFENDER SERVICES
 APPOINTED COUNSEL EXPENSES PAID BY CASE TYPE
 FISCAL YEAR 2008**

CIRCUIT	FELONY	MISD	MENTAL HYGIENE	JUVENILE	PAROLE PROBAT REV	TERM ABUSE	HABEAS SUP. CT.	OTHER	TOTAL EXPENSES
01 CIRCUIT									
BROOKE	4,942.36	1,047.63	143.07	2,778.58	16.71	29,507.52	0.00	90.73	38,526.60
HANCOCK	1,964.60	627.07	115.28	374.48	286.26	5,263.59	326.66	156.09	9,114.03
OHIO	32,493.13	864.51	12.15	595.14	88.26	17,624.36	5,626.03	23.65	57,327.23
TOTAL	\$39,400.09	\$2,539.21	\$270.50	\$3,748.20	\$391.23	\$52,395.47	\$5,952.69	\$270.47	\$104,967.86
02 CIRCUIT									
MARSHALL	2,009.32	66.62	394.54	8.01	0.00	1,604.32	139.49	525.95	4,748.25
TYLER	2,642.42	2,792.06	33.82	0.00	0.00	1,422.14	103.83	237.88	7,232.15
WETZEL	11,427.77	170.99	1,661.98	502.14	276.95	4,097.00	140.12	214.39	18,491.34
TOTAL	\$16,079.51	\$3,029.67	\$2,090.34	\$510.15	\$276.95	\$7,123.46	\$383.44	\$978.22	\$30,471.74
03 CIRCUIT									
DODDRIDGE	10,068.77	2,716.77	76.54	2,323.41	1,672.46	4,026.86	1,088.16	701.03	22,674.00
PLEASANTS	18,473.33	3,319.98	83.66	87.93	79.55	2,349.37	0.00	416.61	24,810.43
RITCHIE	9,978.44	4,455.72	20.00	762.49	0.00	13,388.94	0.00	107.52	28,713.11
TOTAL	\$38,520.54	\$10,492.47	\$180.20	\$3,173.83	\$1,752.01	\$19,765.17	\$1,088.16	\$1,225.16	\$76,197.54
04 CIRCUIT									
WIRT	33,007.47	3,247.97	0.00	1,004.95	770.93	5,343.09	22.68	114.92	43,512.01
WOOD	165,494.67	109,462.38	1,229.37	8,363.05	3,727.23	90,503.05	11,323.87	4,597.19	394,700.81
TOTAL	\$198,502.14	\$112,710.35	\$1,229.37	\$9,368.00	\$4,498.16	\$95,846.14	\$11,346.55	\$4,712.11	\$438,212.82
05 CIRCUIT									
CALHOUN	645.84	214.00	0.00	84.58	120.15	168.10	0.00	0.00	1,232.67
JACKSON	4,601.84	1,333.59	40.94	91.58	734.84	960.45	688.58	390.66	8,842.48
MASON	8,695.42	1,446.92	84.58	765.73	486.70	7,200.91	585.36	250.98	19,516.60
ROANE	44,835.10	662.32	0.00	2,039.31	52.80	6,146.07	3,300.00	0.00	57,035.60
TOTAL	\$58,778.20	\$3,656.83	\$125.52	\$2,981.20	\$1,394.49	\$14,475.53	\$4,573.94	\$641.64	\$86,627.35
06 CIRCUIT									
CABELL	30,066.24	1,698.24	10.00	650.93	577.48	5,234.63	2,463.59	2,798.62	43,499.73
TOTAL	\$30,066.24	\$1,698.24	\$10.00	\$650.93	\$577.48	\$5,234.63	\$2,463.59	\$2,798.62	\$43,499.73
07 CIRCUIT									
LOGAN	42,719.16	5,075.74	0.00	1,791.72	1,308.97	6,467.59	1,483.62	373.72	59,220.52
TOTAL	\$42,719.16	\$5,075.74	\$0.00	\$1,791.72	\$1,308.97	\$6,467.59	\$1,483.62	\$373.72	\$59,220.52

**WEST VIRGINIA PUBLIC DEFENDER SERVICES
 APPOINTED COUNSEL EXPENSES PAID BY CASE TYPE
 FISCAL YEAR 2008**

CIRCUIT	FELONY	MISD	MENTAL HYGIENE	JUVENILE	PAROLE PROBAT REV	TERM ABUSE	HABEAS SUP. CT.	OTHER	TOTAL EXPENSES
08 CIRCUIT									
MCDOWELL	25,206.75	1,502.32	0.00	207.96	260.92	4,329.43	396.59	17.08	31,921.05
TOTAL	\$25,206.75	\$1,502.32	\$0.00	\$207.96	\$260.92	\$4,329.43	\$396.59	\$17.08	\$31,921.05
09 CIRCUIT									
MERCER	74,447.15	5,666.64	1,818.83	2,435.68	1,245.97	31,248.22	5,395.79	2,570.21	124,828.49
TOTAL	\$74,447.15	\$5,666.64	\$1,818.83	\$2,435.68	\$1,245.97	\$31,248.22	\$5,395.79	\$2,570.21	\$124,828.49
10 CIRCUIT									
RALEIGH	29,683.29	10,213.96	44.92	1,960.96	1,032.02	32,436.98	0.00	333.71	75,705.84
TOTAL	\$29,683.29	\$10,213.96	\$44.92	\$1,960.96	\$1,032.02	\$32,436.98	\$0.00	\$333.71	\$75,705.84
11 CIRCUIT									
GREENBRIER	6,664.21	98.18	0.00	0.00	0.00	1,235.55	716.55	0.00	8,714.49
POCAHONTAS	2,659.83	0.00	25.80	0.00	0.00	7,766.81	0.00	0.00	10,452.44
TOTAL	\$9,324.04	\$98.18	\$25.80	\$0.00	\$0.00	\$9,002.36	\$716.55	\$0.00	\$19,166.93
12 CIRCUIT									
FAYETTE	1,999.24	189.96	0.00	35.92	12.80	14,944.26	1,405.62	0.00	18,587.80
TOTAL	\$1,999.24	\$189.96	\$0.00	\$35.92	\$12.80	\$14,944.26	\$1,405.62	\$0.00	\$18,587.80
13 CIRCUIT									
KANAWHA	71,960.15	11,401.62	0.00	4,487.46	843.36	34,638.02	2,535.13	816.79	126,682.53
TOTAL	\$71,960.15	\$11,401.62	\$0.00	\$4,487.46	\$843.36	\$34,638.02	\$2,535.13	\$816.79	\$126,682.53
14 CIRCUIT									
BRAXTON	21,716.76	8,013.11	0.00	5,424.67	987.48	15,290.91	172.22	1,106.79	52,711.94
CLAY	4,075.21	2,023.57	0.00	380.30	558.38	5,557.50	585.29	81.31	13,261.56
GILMER	2,809.88	759.33	35.20	259.16	0.00	1,895.17	0.00	245.48	6,004.22
WEBSTER	9,317.48	2,331.67	58.95	480.67	31.16	10,273.43	1,854.26	38.88	24,386.50
TOTAL	\$37,919.33	\$13,127.68	\$94.15	\$6,544.80	\$1,577.02	\$33,017.01	\$2,611.77	\$1,472.46	\$96,364.22
15 CIRCUIT									
HARRISON	5,206.60	3,895.77	281.85	1,115.48	326.60	13,966.89	3,486.22	58.31	28,337.72
TOTAL	\$5,206.60	\$3,895.77	\$281.85	\$1,115.48	\$326.60	\$13,966.89	\$3,486.22	\$58.31	\$28,337.72
16 CIRCUIT									
MARION	70,047.19	5,661.14	73.08	12,185.11	675.64	7,440.36	4,909.01	253.92	101,245.45
TOTAL	\$70,047.19	\$5,661.14	\$73.08	\$12,185.11	\$675.64	\$7,440.36	\$4,909.01	\$253.92	\$101,245.45

**WEST VIRGINIA PUBLIC DEFENDER SERVICES
 APPOINTED COUNSEL EXPENSES PAID BY CASE TYPE
 FISCAL YEAR 2008**

CIRCUIT	FELONY	MISD	MENTAL HYGIENE	JUVENILE	PAROLE PROBAT REV	TERM ABUSE	HABEAS SUP. CT.	OTHER	TOTAL EXPENSES
17 CIRCUIT									
MONONGALIA	41,550.94	3,973.99	379.29	2,623.43	309.89	5,142.21	405.86	845.73	55,231.34
TOTAL	\$41,550.94	\$3,973.99	\$379.29	\$2,623.43	\$309.89	\$5,142.21	\$405.86	\$845.73	\$55,231.34
18 CIRCUIT									
PRESTON	9,627.39	702.02	0.00	2,478.10	285.07	6,140.73	1,453.05	246.86	20,933.22
TOTAL	\$9,627.39	\$702.02	\$0.00	\$2,478.10	\$285.07	\$6,140.73	\$1,453.05	\$246.86	\$20,933.22
19 CIRCUIT									
BARBOUR	3,468.45	2,055.40	22.20	869.37	258.09	2,035.87	0.00	6.53	8,715.91
TAYLOR	1,749.04	988.96	9.05	685.74	525.25	2,900.72	1.98	191.98	7,052.72
TOTAL	\$5,217.49	\$3,044.36	\$31.25	\$1,555.11	\$783.34	\$4,936.59	\$1.98	\$198.51	\$15,768.63
20 CIRCUIT									
RANDOLPH	3,387.98	5,153.87	35.97	1,925.19	171.70	3,499.75	1,350.74	103.88	15,629.08
TOTAL	\$3,387.98	\$5,153.87	\$35.97	\$1,925.19	\$171.70	\$3,499.75	\$1,350.74	\$103.88	\$15,629.08
21 CIRCUIT									
GRANT	12,039.88	1,779.72	0.00	256.06	38.92	1,311.64	225.55	70.44	15,722.21
MINERAL	5,890.30	1,022.48	0.00	917.30	237.71	2,910.33	930.84	5.00	11,913.96
TUCKER	3,167.72	418.05	64.04	0.00	633.53	2,268.69	60.52	725.32	7,337.87
TOTAL	\$21,097.90	\$3,220.25	\$64.04	\$1,173.36	\$910.16	\$6,490.66	\$1,216.91	\$800.76	\$34,974.04
22 CIRCUIT									
HAMPSHIRE	32,571.03	1,342.89	0.00	1,658.98	231.87	2,989.37	1,598.35	122.94	40,515.43
HARDY	13,144.10	1,600.52	0.00	381.39	271.34	4,814.11	136.92	144.24	20,492.62
PENDLETON	4,610.29	1,613.63	26.70	209.03	71.54	116.17	481.94	186.30	7,315.60
TOTAL	\$50,325.42	\$4,557.04	\$26.70	\$2,249.40	\$574.75	\$7,919.65	\$2,217.21	\$453.48	\$68,323.65
23 CIRCUIT									
BERKELEY	103,635.50	1,047.03	5.75	4,606.29	826.55	47,740.97	2,350.52	232.97	160,445.58
JEFFERSON	25,107.30	565.00	270.75	1,429.36	438.72	23,710.94	1,418.47	0.00	52,940.54
MORGAN	26,052.64	576.50	0.00	205.78	205.45	13,890.38	1,524.35	251.73	42,706.83
TOTAL	\$154,795.44	\$2,188.53	\$276.50	\$6,241.43	\$1,470.72	\$85,342.29	\$5,293.34	\$484.70	\$256,092.95
24 CIRCUIT									
WAYNE	14,199.81	3,685.59	5.00	626.97	839.10	24,219.55	3,419.28	1,474.14	48,469.44
TOTAL	\$14,199.81	\$3,685.59	\$5.00	\$626.97	\$839.10	\$24,219.55	\$3,419.28	\$1,474.14	\$48,469.44

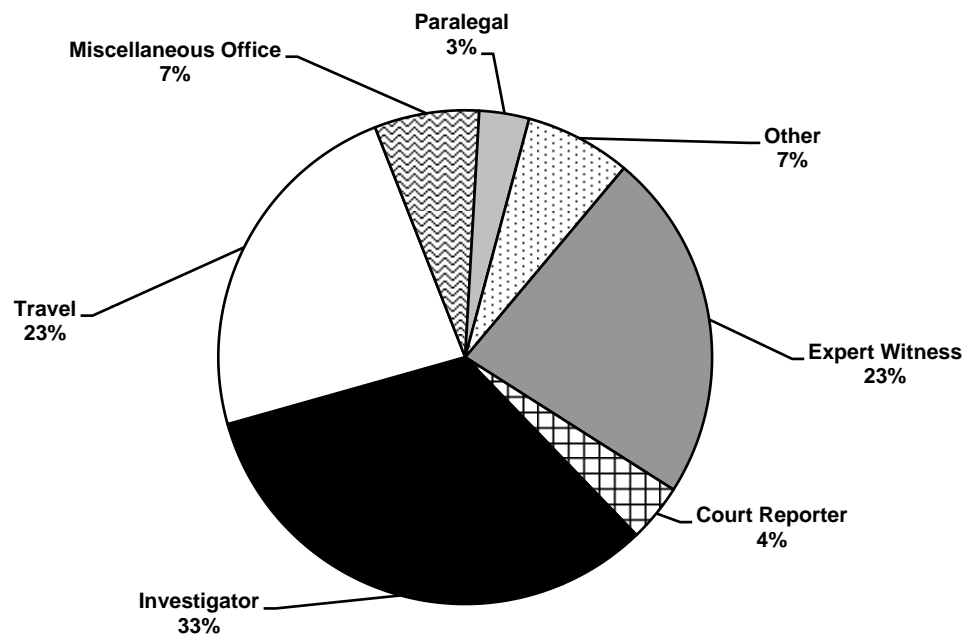
**WEST VIRGINIA PUBLIC DEFENDER SERVICES
 APPOINTED COUNSEL EXPENSES PAID BY CASE TYPE
 FISCAL YEAR 2008**

CIRCUIT	FELONY	MISD	MENTAL HYGIENE	JUVENILE	PAROLE PROBAT REV	TERM ABUSE	HABEAS SUP. CT.	OTHER	TOTAL EXPENSES
25 CIRCUIT									
BOONE	9,254.03	1,120.53	0.90	155.20	3,239.34	6,327.65	1,754.83	4.36	21,856.84
LINCOLN	39,172.89	882.46	520.59	2,799.03	526.20	3,949.89	617.33	189.29	48,657.68
TOTAL	\$48,426.92	\$2,002.99	\$521.49	\$2,954.23	\$3,765.54	\$10,277.54	\$2,372.16	\$193.65	\$70,514.52
26 CIRCUIT									
LEWIS	21,888.44	3,643.49	5,194.01	1,543.36	435.33	3,957.55	793.17	689.73	38,145.08
UPSHUR	4,835.67	2,429.13	80.92	2,392.03	389.44	15,538.93	1,149.00	344.01	27,159.13
TOTAL	\$26,724.11	\$6,072.62	\$5,274.93	\$3,935.39	\$824.77	\$19,496.48	\$1,942.17	\$1,033.74	\$65,304.21
27 CIRCUIT									
WYOMING	54,790.68	44,722.57	3.60	3,833.92	667.79	21,011.56	0.00	815.93	125,846.05
TOTAL	\$54,790.68	\$44,722.57	\$3.60	\$3,833.92	\$667.79	\$21,011.56	\$0.00	\$815.93	\$125,846.05
28 CIRCUIT									
NICHOLAS	3,815.78	297.55	0.00	382.35	0.00	2,133.58	479.88	112.20	7,221.34
TOTAL	\$3,815.78	\$297.55	\$0.00	\$382.35	\$0.00	\$2,133.58	\$479.88	\$112.20	\$7,221.34
29 CIRCUIT									
PUTNAM	32,889.70	9,145.88	573.98	4,079.10	818.17	2,892.13	1,050.90	808.86	52,258.72
TOTAL	\$32,889.70	\$9,145.88	\$573.98	\$4,079.10	\$818.17	\$2,892.13	\$1,050.90	\$808.86	\$52,258.72
30 CIRCUIT									
MINGO	8,216.99	1,698.04	10.00	146.40	437.87	10,132.44	847.04	625.60	22,114.38
TOTAL	\$8,216.99	\$1,698.04	\$10.00	\$146.40	\$437.87	\$10,132.44	\$847.04	\$625.60	\$22,114.38
31 CIRCUIT									
MONROE	4,689.14	2,111.61	59.24	1,820.39	55.44	5,472.21	75.75	0.00	14,283.78
SUMMERS	10,635.70	1,341.04	89.57	931.88	50.47	2,633.04	0.00	75.29	15,756.99
TOTAL	\$15,324.84	\$3,452.65	\$148.81	\$2,752.27	\$105.91	\$8,105.25	\$75.75	\$75.29	\$30,040.77
TOTAL	\$1,240,251.01	\$284,877.73	\$13,596.12	\$88,154.05	\$28,138.40	\$600,071.93	\$70,874.94	\$24,795.75	\$2,350,759.93

Appointed Counsel Expenses by Category for FY 2008

Expert Witness	\$538,512.69
Court Reporter	\$88,835.43
Investigator	\$771,688.40
Travel	\$550,729.35
Miscellaneous Office	\$161,253.71
Paralegal	\$76,761.71
Other	\$162,978.64
Total Expenses	\$2,350,759.93

APPOINTED COUNSEL EXPENSES BY CATEGORY FOR FY 2008



**WEST VIRGINIA PUBLIC DEFENDER SERVICES
 TOTAL EXPENSES BY CATEGORY
 FISCAL YEAR 2008**

CIRCUIT COUNTY	EXPERT WITNESS	COURT REPORTER	INVESTIGATOR	TRAVEL	MISC OFFICE	PARALEGAL	OTHER	EXPENSE TOTAL
01 CIRCUIT	\$45,705.89	\$7,824.13	\$35.00	\$23,213.04	\$15,089.74	\$1,401.50	\$11,698.56	\$104,967.86
02 CIRCUIT	\$500.00	\$3,568.80	\$13,592.88	\$11,854.68	\$797.06	\$0.00	\$158.32	\$30,471.74
03 CIRCUIT	\$3,425.00	\$2,567.55	\$38,486.89	\$26,530.14	\$3,320.35	\$489.74	\$1,377.87	\$76,197.54
04 CIRCUIT	\$20,676.92	\$2,325.69	\$329,167.52	\$58,925.79	\$12,935.68	\$7,902.27	\$6,278.95	\$438,212.82
05 CIRCUIT	\$26,660.75	\$5,239.95	\$20,829.74	\$19,906.65	\$5,801.55	\$532.50	\$7,656.21	\$86,627.35
06 CIRCUIT	\$11,200.00	\$2,786.90	\$9,894.22	\$5,886.51	\$3,410.79	\$9,621.20	\$700.11	\$43,499.73
07 CIRCUIT	\$7,662.50	\$21,706.75	\$1,416.67	\$7,035.19	\$5,867.73	\$1,700.91	\$13,830.77	\$59,220.52
08 CIRCUIT	\$0.00	\$4,092.45	\$20,762.63	\$3,076.76	\$1,696.53	\$0.00	\$2,292.68	\$31,921.05
09 CIRCUIT	\$24,665.00	\$701.50	\$32,778.13	\$38,099.64	\$10,538.13	\$405.09	\$17,641.00	\$124,828.49
10 CIRCUIT	\$9,800.00	\$1,934.30	\$33,609.06	\$18,918.55	\$3,209.57	\$2,441.00	\$5,793.36	\$75,705.84
11 CIRCUIT	\$7,786.45	\$211.85	\$1,102.63	\$8,876.56	\$339.44	\$0.00	\$850.00	\$19,166.93
12 CIRCUIT	\$8,928.30	\$0.00	\$1,045.33	\$5,610.15	\$2,610.82	\$160.00	\$233.20	\$18,587.80
13 CIRCUIT	\$17,366.75	\$5,949.37	\$55,548.94	\$17,121.55	\$11,148.37	\$4,532.00	\$15,015.55	\$126,682.53
14 CIRCUIT	\$5,357.50	\$5,206.70	\$3,258.28	\$76,243.87	\$5,405.87	\$892.00	\$0.00	\$96,364.22
15 CIRCUIT	\$2,793.53	\$1,266.14	\$7,389.93	\$6,085.25	\$5,389.86	\$1,793.92	\$3,619.09	\$28,337.72
16 CIRCUIT	\$57,073.85	\$73.10	\$20,079.39	\$10,558.13	\$7,236.04	\$18.00	\$6,206.94	\$101,245.45
17 CIRCUIT	\$12,216.00	\$1,371.45	\$5,619.11	\$8,665.73	\$6,322.02	\$548.00	\$20,489.03	\$55,231.34
18 CIRCUIT	\$6,261.54	\$1,399.85	\$1,080.00	\$8,453.52	\$3,408.71	\$292.56	\$37.04	\$20,933.22
19 CIRCUIT	\$1,176.32	\$42.35	\$0.00	\$6,711.52	\$6,877.08	\$0.00	\$961.36	\$15,768.63
20 CIRCUIT	\$1,587.04	\$278.00	\$350.00	\$4,850.91	\$4,455.82	\$2,510.00	\$1,597.31	\$15,629.08
21 CIRCUIT	\$16,741.25	\$1,209.65	\$325.08	\$8,471.16	\$3,492.90	\$3,434.00	\$1,300.00	\$34,974.04
22 CIRCUIT	\$38,850.25	\$629.60	\$1,496.20	\$14,046.60	\$3,526.40	\$782.00	\$8,992.60	\$68,323.65
23 CIRCUIT	\$169,623.99	\$12,065.03	\$9,990.00	\$24,648.79	\$13,064.41	\$6,782.00	\$19,918.73	\$256,092.95
24 CIRCUIT	\$1,600.00	\$1,297.45	\$2,461.06	\$19,650.61	\$3,561.32	\$19,899.00	\$0.00	\$48,469.44
25 CIRCUIT	\$16,325.00	\$1,787.55	\$25,952.09	\$19,881.77	\$4,448.26	\$156.65	\$1,963.20	\$70,514.52
26 CIRCUIT	\$13,836.05	\$305.00	\$7,220.60	\$32,716.46	\$5,648.96	\$687.37	\$4,889.77	\$65,304.21
27 CIRCUIT	\$2,900.00	\$340.10	\$96,993.75	\$7,633.81	\$2,554.93	\$9,780.00	\$5,643.46	\$125,846.05
28 CIRCUIT	\$0.00	\$1,196.35	\$860.96	\$2,172.00	\$1,558.14	\$0.00	\$1,433.89	\$7,221.34
29 CIRCUIT	\$3,665.31	\$1,134.82	\$23,722.65	\$17,891.42	\$4,215.76	\$0.00	\$1,628.76	\$52,258.72
30 CIRCUIT	\$1,400.00	\$0.00	\$870.00	\$18,276.66	\$1,567.72	\$0.00	\$0.00	\$22,114.38
31 CIRCUIT	\$2,727.50	\$323.05	\$5,749.66	\$18,715.93	\$1,753.75	\$0.00	\$770.88	\$30,040.77
STATE TOTAL	\$538,512.69	\$88,835.43	\$771,688.40	\$550,729.35	\$161,253.71	\$76,761.71	\$162,978.64	\$2,350,759.93

**WEST VIRGINIA PUBLIC DEFENDER SERVICES
 TOTAL EXPENSES BY CATEGORY
 FISCAL YEAR 2008**

CIRCUIT COUNTY	EXPERT WITNESS	COURT REPORTER	INVESTIGATOR	TRAVEL	MISC OFFICE	PARALEGAL	OTHER	EXPENSE TOTAL
01 CIRCUIT								
BROOKE	\$20,734.57	\$4,315.43	\$0.00	\$9,869.65	\$1,912.63	\$0.00	\$1,694.32	\$38,526.60
HANCOCK	\$157.00	\$46.20	\$35.00	\$7,186.16	\$1,673.17	\$16.50	\$0.00	\$9,114.03
OHIO	\$24,814.32	\$3,462.50	\$0.00	\$6,157.23	\$11,503.94	\$1,385.00	\$10,004.24	\$57,327.23
TOTAL	\$45,705.89	\$7,824.13	\$35.00	\$23,213.04	\$15,089.74	\$1,401.50	\$11,698.56	\$104,967.86
02 CIRCUIT								
MARSHALL	\$500.00	\$2,101.95	\$0.00	\$2,039.48	\$106.82	\$0.00	\$0.00	\$4,748.25
TYLER	\$0.00	\$0.00	\$4,735.76	\$2,422.03	\$74.36	\$0.00	\$0.00	\$7,232.15
WETZEL	\$0.00	\$1,466.85	\$8,857.12	\$7,393.17	\$615.88	\$0.00	\$158.32	\$18,491.34
TOTAL	\$500.00	\$3,568.80	\$13,592.88	\$11,854.68	\$797.06	\$0.00	\$158.32	\$30,471.74
03 CIRCUIT								
DODDRIDGE	\$1,700.00	\$101.75	\$8,674.27	\$9,784.19	\$1,265.99	\$51.60	\$1,096.20	\$22,674.00
PLEASANTS	\$1,725.00	\$157.85	\$16,326.72	\$5,603.55	\$997.31	\$0.00	\$0.00	\$24,810.43
RITCHIE	\$0.00	\$2,307.95	\$13,485.90	\$11,142.40	\$1,057.05	\$438.14	\$281.67	\$28,713.11
TOTAL	\$3,425.00	\$2,567.55	\$38,486.89	\$26,530.14	\$3,320.35	\$489.74	\$1,377.87	\$76,197.54
04 CIRCUIT								
WIRT	\$450.00	\$748.47	\$35,013.75	\$4,801.80	\$641.14	\$1,189.00	\$667.85	\$43,512.01
WOOD	\$20,226.92	\$1,577.22	\$294,153.77	\$54,123.99	\$12,294.54	\$6,713.27	\$5,611.10	\$394,700.81
TOTAL	\$20,676.92	\$2,325.69	\$329,167.52	\$58,925.79	\$12,935.68	\$7,902.27	\$6,278.95	\$438,212.82
05 CIRCUIT								
CALHOUN	\$0.00	\$0.00	\$0.00	\$1,198.27	\$34.40	\$0.00	\$0.00	\$1,232.67
JACKSON	\$155.30	\$262.00	\$1,137.83	\$6,598.51	\$688.84	\$0.00	\$0.00	\$8,842.48
MASON	\$3,199.05	\$2,038.30	\$3,596.73	\$5,246.72	\$4,660.41	\$532.50	\$242.89	\$19,516.60
ROANE	\$23,306.40	\$2,939.65	\$16,095.18	\$6,863.15	\$417.90	\$0.00	\$7,413.32	\$57,035.60
TOTAL	\$26,660.75	\$5,239.95	\$20,829.74	\$19,906.65	\$5,801.55	\$532.50	\$7,656.21	\$86,627.35
06 CIRCUIT								
CABELL	\$11,200.00	\$2,786.90	\$9,894.22	\$5,886.51	\$3,410.79	\$9,621.20	\$700.11	\$43,499.73
TOTAL	\$11,200.00	\$2,786.90	\$9,894.22	\$5,886.51	\$3,410.79	\$9,621.20	\$700.11	\$43,499.73
07 CIRCUIT								
LOGAN	\$7,662.50	\$21,706.75	\$1,416.67	\$7,035.19	\$5,867.73	\$1,700.91	\$13,830.77	\$59,220.52
TOTAL	\$7,662.50	\$21,706.75	\$1,416.67	\$7,035.19	\$5,867.73	\$1,700.91	\$13,830.77	\$59,220.52

**WEST VIRGINIA PUBLIC DEFENDER SERVICES
 TOTAL EXPENSES BY CATEGORY
 FISCAL YEAR 2008**

CIRCUIT COUNTY	EXPERT WITNESS	COURT REPORTER	INVESTIGATOR	TRAVEL	MISC OFFICE	PARALEGAL	OTHER	EXPENSE TOTAL
08 CIRCUIT								
MCDOWELL	\$0.00	\$4,092.45	\$20,762.63	\$3,076.76	\$1,696.53	\$0.00	\$2,292.68	\$31,921.05
TOTAL	\$0.00	\$4,092.45	\$20,762.63	\$3,076.76	\$1,696.53	\$0.00	\$2,292.68	\$31,921.05
09 CIRCUIT								
MERCER	\$24,665.00	\$701.50	\$32,778.13	\$38,099.64	\$10,538.13	\$405.09	\$17,641.00	\$124,828.49
TOTAL	\$24,665.00	\$701.50	\$32,778.13	\$38,099.64	\$10,538.13	\$405.09	\$17,641.00	\$124,828.49
10 CIRCUIT								
RALEIGH	\$9,800.00	\$1,934.30	\$33,609.06	\$18,918.55	\$3,209.57	\$2,441.00	\$5,793.36	\$75,705.84
TOTAL	\$9,800.00	\$1,934.30	\$33,609.06	\$18,918.55	\$3,209.57	\$2,441.00	\$5,793.36	\$75,705.84
11 CIRCUIT								
GREENBRIER	\$4,400.00	\$211.85	\$566.75	\$2,714.35	\$221.54	\$0.00	\$600.00	\$8,714.49
POCAHONTAS	\$3,386.45	\$0.00	\$535.88	\$6,162.21	\$117.90	\$0.00	\$250.00	\$10,452.44
TOTAL	\$7,786.45	\$211.85	\$1,102.63	\$8,876.56	\$339.44	\$0.00	\$850.00	\$19,166.93
12 CIRCUIT								
FAYETTE	\$8,928.30	\$0.00	\$1,045.33	\$5,610.15	\$2,610.82	\$160.00	\$233.20	\$18,587.80
TOTAL	\$8,928.30	\$0.00	\$1,045.33	\$5,610.15	\$2,610.82	\$160.00	\$233.20	\$18,587.80
13 CIRCUIT								
KANAWHA	\$17,366.75	\$5,949.37	\$55,548.94	\$17,121.55	\$11,148.37	\$4,532.00	\$15,015.55	\$126,682.53
TOTAL	\$17,366.75	\$5,949.37	\$55,548.94	\$17,121.55	\$11,148.37	\$4,532.00	\$15,015.55	\$126,682.53
14 CIRCUIT								
BRAXTON	\$5,357.50	\$3,486.95	\$989.01	\$41,329.47	\$1,409.01	\$140.00	\$0.00	\$52,711.94
CLAY	\$0.00	\$0.00	\$1,395.93	\$11,138.86	\$606.77	\$120.00	\$0.00	\$13,261.56
GILMER	\$0.00	\$774.60	\$0.00	\$5,040.03	\$189.59	\$0.00	\$0.00	\$6,004.22
WEBSTER	\$0.00	\$945.15	\$873.34	\$18,735.51	\$3,200.50	\$632.00	\$0.00	\$24,386.50
TOTAL	\$5,357.50	\$5,206.70	\$3,258.28	\$76,243.87	\$5,405.87	\$892.00	\$0.00	\$96,364.22
15 CIRCUIT								
HARRISON	\$2,793.53	\$1,266.14	\$7,389.93	\$6,085.25	\$5,389.86	\$1,793.92	\$3,619.09	\$28,337.72
TOTAL	\$2,793.53	\$1,266.14	\$7,389.93	\$6,085.25	\$5,389.86	\$1,793.92	\$3,619.09	\$28,337.72
16 CIRCUIT								
MARION	\$57,073.85	\$73.10	\$20,079.39	\$10,558.13	\$7,236.04	\$18.00	\$6,206.94	\$101,245.45
TOTAL	\$57,073.85	\$73.10	\$20,079.39	\$10,558.13	\$7,236.04	\$18.00	\$6,206.94	\$101,245.45

**WEST VIRGINIA PUBLIC DEFENDER SERVICES
 TOTAL EXPENSES BY CATEGORY
 FISCAL YEAR 2008**

CIRCUIT COUNTY	EXPERT WITNESS	COURT REPORTER	INVESTIGATOR	TRAVEL	MISC OFFICE	PARALEGAL	OTHER	EXPENSE TOTAL
17 CIRCUIT								
MONONGALIA	\$12,216.00	\$1,371.45	\$5,619.11	\$8,665.73	\$6,322.02	\$548.00	\$20,489.03	\$55,231.34
TOTAL	\$12,216.00	\$1,371.45	\$5,619.11	\$8,665.73	\$6,322.02	\$548.00	\$20,489.03	\$55,231.34
18 CIRCUIT								
PRESTON	\$6,261.54	\$1,399.85	\$1,080.00	\$8,453.52	\$3,408.71	\$292.56	\$37.04	\$20,933.22
TOTAL	\$6,261.54	\$1,399.85	\$1,080.00	\$8,453.52	\$3,408.71	\$292.56	\$37.04	\$20,933.22
19 CIRCUIT								
BARBOUR	\$1,176.32	\$42.35	\$0.00	\$2,716.04	\$3,850.60	\$0.00	\$930.60	\$8,715.91
TAYLOR	\$0.00	\$0.00	\$0.00	\$3,995.48	\$3,026.48	\$0.00	\$30.76	\$7,052.72
TOTAL	\$1,176.32	\$42.35	\$0.00	\$6,711.52	\$6,877.08	\$0.00	\$961.36	\$15,768.63
20 CIRCUIT								
RANDOLPH	\$1,587.04	\$278.00	\$350.00	\$4,850.91	\$4,455.82	\$2,510.00	\$1,597.31	\$15,629.08
TOTAL	\$1,587.04	\$278.00	\$350.00	\$4,850.91	\$4,455.82	\$2,510.00	\$1,597.31	\$15,629.08
21 CIRCUIT								
GRANT	\$11,826.25	\$0.00	\$147.98	\$3,215.22	\$532.76	\$0.00	\$0.00	\$15,722.21
MINERAL	\$4,915.00	\$716.85	\$0.00	\$2,542.65	\$2,391.46	\$48.00	\$1,300.00	\$11,913.96
TUCKER	\$0.00	\$492.80	\$177.10	\$2,713.29	\$568.68	\$3,386.00	\$0.00	\$7,337.87
TOTAL	\$16,741.25	\$1,209.65	\$325.08	\$8,471.16	\$3,492.90	\$3,434.00	\$1,300.00	\$34,974.04
22 CIRCUIT								
HAMPSHIRE	\$20,315.25	\$629.60	\$1,496.20	\$7,191.66	\$1,946.58	\$612.00	\$8,324.14	\$40,515.43
HARDY	\$13,890.00	\$0.00	\$0.00	\$4,479.69	\$1,284.47	\$170.00	\$668.46	\$20,492.62
PENDLETON	\$4,645.00	\$0.00	\$0.00	\$2,375.25	\$295.35	\$0.00	\$0.00	\$7,315.60
TOTAL	\$38,850.25	\$629.60	\$1,496.20	\$14,046.60	\$3,526.40	\$782.00	\$8,992.60	\$68,323.65
23 CIRCUIT								
BERKELEY	\$101,827.22	\$7,835.38	\$8,000.25	\$12,157.26	\$8,200.92	\$2,868.00	\$19,556.55	\$160,445.58
JEFFERSON	\$37,102.60	\$1,091.90	\$507.95	\$8,123.92	\$3,457.99	\$2,294.00	\$362.18	\$52,940.54
MORGAN	\$30,694.17	\$3,137.75	\$1,481.80	\$4,367.61	\$1,405.50	\$1,620.00	\$0.00	\$42,706.83
TOTAL	\$169,623.99	\$12,065.03	\$9,990.00	\$24,648.79	\$13,064.41	\$6,782.00	\$19,918.73	\$256,092.95
24 CIRCUIT								
WAYNE	\$1,600.00	\$1,297.45	\$2,461.06	\$19,650.61	\$3,561.32	\$19,899.00	\$0.00	\$48,469.44
TOTAL	\$1,600.00	\$1,297.45	\$2,461.06	\$19,650.61	\$3,561.32	\$19,899.00	\$0.00	\$48,469.44

**WEST VIRGINIA PUBLIC DEFENDER SERVICES
 TOTAL EXPENSES BY CATEGORY
 FISCAL YEAR 2008**

CIRCUIT COUNTY	EXPERT WITNESS	COURT REPORTER	INVESTIGATOR	TRAVEL	MISC OFFICE	PARALEGAL	OTHER	EXPENSE TOTAL
25 CIRCUIT								
BOONE	\$3,450.00	\$1,787.55	\$4,578.35	\$7,994.15	\$2,699.41	\$67.90	\$1,279.48	\$21,856.84
LINCOLN	\$12,875.00	\$0.00	\$21,373.74	\$11,887.62	\$1,748.85	\$88.75	\$683.72	\$48,657.68
TOTAL	\$16,325.00	\$1,787.55	\$25,952.09	\$19,881.77	\$4,448.26	\$156.65	\$1,963.20	\$70,514.52
26 CIRCUIT								
LEWIS	\$9,215.14	\$0.00	\$7,220.60	\$18,275.58	\$3,432.16	\$1.60	\$0.00	\$38,145.08
UPSHUR	\$4,620.91	\$305.00	\$0.00	\$14,440.88	\$2,216.80	\$685.77	\$4,889.77	\$27,159.13
TOTAL	\$13,836.05	\$305.00	\$7,220.60	\$32,716.46	\$5,648.96	\$687.37	\$4,889.77	\$65,304.21
27 CIRCUIT								
WYOMING	\$2,900.00	\$340.10	\$96,993.75	\$7,633.81	\$2,554.93	\$9,780.00	\$5,643.46	\$125,846.05
TOTAL	\$2,900.00	\$340.10	\$96,993.75	\$7,633.81	\$2,554.93	\$9,780.00	\$5,643.46	\$125,846.05
28 CIRCUIT								
NICHOLAS	\$0.00	\$1,196.35	\$860.96	\$2,172.00	\$1,558.14	\$0.00	\$1,433.89	\$7,221.34
TOTAL	\$0.00	\$1,196.35	\$860.96	\$2,172.00	\$1,558.14	\$0.00	\$1,433.89	\$7,221.34
29 CIRCUIT								
PUTNAM	\$3,665.31	\$1,134.82	\$23,722.65	\$17,891.42	\$4,215.76	\$0.00	\$1,628.76	\$52,258.72
TOTAL	\$3,665.31	\$1,134.82	\$23,722.65	\$17,891.42	\$4,215.76	\$0.00	\$1,628.76	\$52,258.72
30 CIRCUIT								
MINGO	\$1,400.00	\$0.00	\$870.00	\$18,276.66	\$1,567.72	\$0.00	\$0.00	\$22,114.38
TOTAL	\$1,400.00	\$0.00	\$870.00	\$18,276.66	\$1,567.72	\$0.00	\$0.00	\$22,114.38
31 CIRCUIT								
MONROE	\$1,187.50	\$0.00	\$1,837.05	\$10,080.92	\$997.87	\$0.00	\$180.44	\$14,283.78
SUMMERS	\$1,540.00	\$323.05	\$3,912.61	\$8,635.01	\$755.88	\$0.00	\$590.44	\$15,756.99
TOTAL	\$2,727.50	\$323.05	\$5,749.66	\$18,715.93	\$1,753.75	\$0.00	\$770.88	\$30,040.77
STATE TOTAL	\$538,512.69	\$88,835.43	\$771,688.40	\$550,729.35	\$161,253.71	\$76,761.71	\$162,978.64	\$2,350,759.93

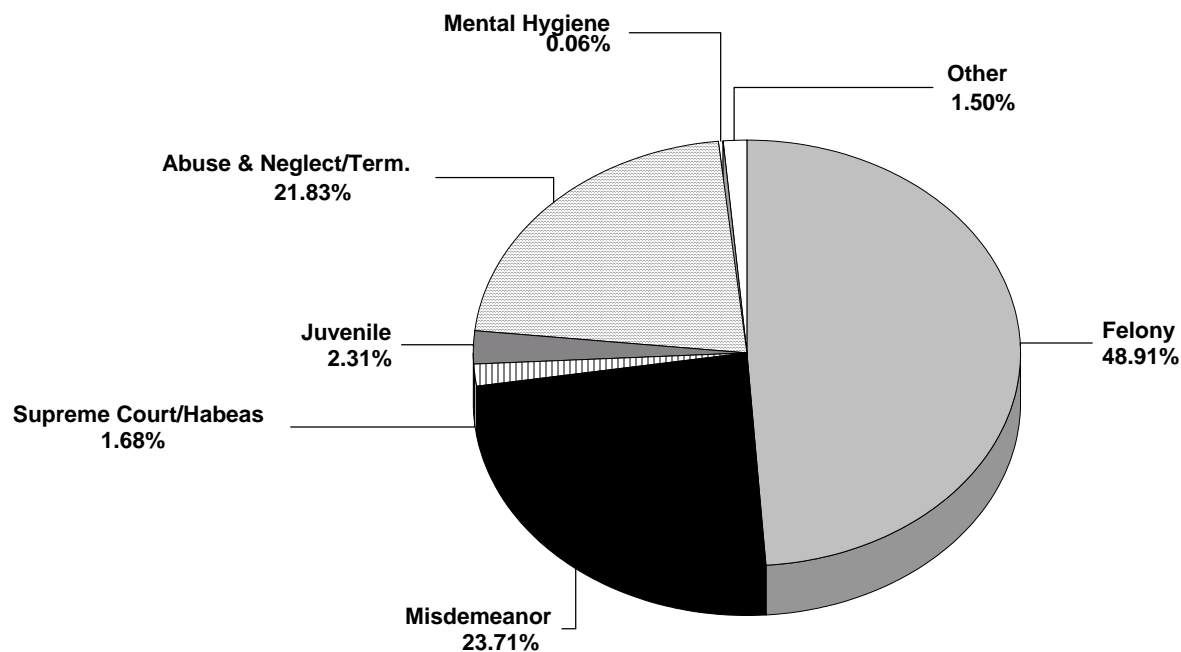
APPOINTED COUNSEL DIRECT EXPENSE CLAIMS PAID IN FY 2008

Felony	784
Misdemeanor	380
Supreme Court/Habeas	27
Juvenile	37
Abuse & Neglect/Term.	350
Mental Hygiene	1
Other	24

Parole/Probation Rev., Mag. Ct. Appeal,
Mandamus/Prohibition, Extradition,
Contempt, Fugitive, Other

TOTAL CLAIMS PAID **1,603**

APPOINTED COUNSEL DIRECT EXPENSE CLAIMS PAID FY 2008 BY CASE TYPE



**WEST VIRGINIA PUBLIC DEFENDER SERVICES
 TOTAL DIRECT EXPENSE CLAIMS PAID FY 2008**

CIRCUIT COUNTY	FELONY	MISD.	MENTAL HYGIENE	JUVENILE	PAROLE PROBAT REV	TERM ABUSE	HABEAS SUP. CT.	OTHER	TOTAL CLAIMS
01 CIRCUIT	5	0	0	2	0	19	1	0	27
02 CIRCUIT	10	0	0	0	0	2	0	0	12
03 CIRCUIT	22	6	0	1	1	13	0	0	43
04 CIRCUIT	285	248	0	9	8	136	13	4	703
05 CIRCUIT	25	0	0	2	1	3	2	0	33
06 CIRCUIT	13	1	0	0	0	0	1	0	15
07 CIRCUIT	7	0	0	0	0	1	0	0	8
08 CIRCUIT	25	2	0	0	0	7	0	0	34
09 CIRCUIT	24	3	0	0	0	10	1	2	40
10 CIRCUIT	28	14	0	2	2	15	0	0	61
11 CIRCUIT	3	0	0	0	0	2	0	0	5
12 CIRCUIT	0	0	0	0	0	1	0	0	1
13 CIRCUIT	71	3	0	2	1	34	2	1	114
14 CIRCUIT	6	0	0	0	0	2	0	0	8
15 CIRCUIT	3	1	0	0	0	7	3	0	14
16 CIRCUIT	30	2	0	5	0	6	1	0	44
17 CIRCUIT	16	3	0	1	0	2	0	0	22
18 CIRCUIT	5	0	0	1	0	0	1	0	7
19 CIRCUIT	2	1	0	0	0	0	0	0	3
20 CIRCUIT	1	1	0	0	0	0	0	0	2
21 CIRCUIT	10	2	0	1	0	3	0	1	17
22 CIRCUIT	13	0	0	2	0	5	0	0	20
23 CIRCUIT	61	1	1	4	1	60	0	0	128
24 CIRCUIT	2	1	0	0	0	0	1	0	4
25 CIRCUIT	12	0	0	0	1	0	0	0	13
26 CIRCUIT	7	1	0	1	0	4	0	0	13
27 CIRCUIT	67	84	0	2	1	16	0	0	170
28 CIRCUIT	1	0	0	0	0	0	0	0	1
29 CIRCUIT	17	5	0	1	0	1	1	0	25
30 CIRCUIT	2	0	0	0	0	0	0	0	2
31 CIRCUIT	11	1	0	1	0	1	0	0	14
STATE TOTAL	784	380	1	37	16	350	27	8	1,603

**WEST VIRGINIA PUBLIC DEFENDER SERVICES
 TOTAL DIRECT EXPENSE CLAIMS PAID FY 2008**

CIRCUIT COUNTY	FELONY	MISD.	MENTAL HYGIENE	JUVENILE	PAROLE PROBAT REV	TERM ABUSE	HABEAS SUP. CT.	OTHER	TOTAL CLAIMS
01 CIRCUIT									
BROOKE	0	0	0	1	0	12	0	0	13
OHIO	5	0	0	1	0	7	1	0	14
TOTAL	5	0	0	2	0	19	1	0	27
02 CIRCUIT									
MARSHALL	4	0	0	0	0	2	0	0	6
TYLER	2	0	0	0	0	0	0	0	2
WETZEL	4	0	0	0	0	0	0	0	4
TOTAL	10	0	0	0	0	2	0	0	12
03 CIRCUIT									
DODDRIDGE	5	1	0	1	1	1	0	0	9
PLEASANTS	7	2	0	0	0	1	0	0	10
RITCHIE	10	3	0	0	0	11	0	0	24
TOTAL	22	6	0	1	1	13	0	0	43
04 CIRCUIT									
WIRT	22	3	0	0	1	6	0	0	32
WOOD	263	245	0	9	7	130	13	4	671
TOTAL	285	248	0	9	8	136	13	4	703
05 CIRCUIT									
JACKSON	2	0	0	0	1	0	0	0	3
MASON	3	0	0	1	0	1	0	0	5
ROANE	20	0	0	1	0	2	2	0	25
TOTAL	25	0	0	2	1	3	2	0	33
06 CIRCUIT									
CABELL	13	1	0	0	0	0	1	0	15
TOTAL	13	1	0	0	0	0	1	0	15
07 CIRCUIT									
LOGAN	7	0	0	0	0	1	0	0	8
TOTAL	7	0	0	0	0	1	0	0	8
08 CIRCUIT									
MCDOWELL	25	2	0	0	0	7	0	0	34
TOTAL	25	2	0	0	0	7	0	0	34
09 CIRCUIT									
MERCER	24	3	0	0	0	10	1	2	40
TOTAL	24	3	0	0	0	10	1	2	40
10 CIRCUIT									
RALEIGH	28	14	0	2	2	15	0	0	61
TOTAL	28	14	0	2	2	15	0	0	61
11 CIRCUIT									
GREENBRIER	2	0	0	0	0	0	0	0	2
POCAHONTAS	1	0	0	0	0	2	0	0	3
TOTAL	3	0	0	0	0	2	0	0	5
12 CIRCUIT									
FAYETTE	0	0	0	0	0	1	0	0	1
TOTAL	0	0	0	0	0	1	0	0	1
13 CIRCUIT									
KANAWHA	71	3	0	2	1	34	2	1	114
TOTAL	71	3	0	2	1	34	2	1	114

**WEST VIRGINIA PUBLIC DEFENDER SERVICES
 TOTAL DIRECT EXPENSE CLAIMS PAID FY 2008**

CIRCUIT COUNTY	FELONY	MISD.	MENTAL HYGIENE	JUVENILE	PAROLE PROBAT REV	TERM ABUSE	HABEAS SUP. CT.	OTHER	TOTAL CLAIMS
14 CIRCUIT									
BRAXTON	3	0	0	0	0	2	0	0	5
CLAY	1	0	0	0	0	0	0	0	1
GILMER	1	0	0	0	0	0	0	0	1
WEBSTER	1	0	0	0	0	0	0	0	1
TOTAL	6	0	0	0	0	2	0	0	8
15 CIRCUIT									
HARRISON	3	1	0	0	0	7	3	0	14
TOTAL	3	1	0	0	0	7	3	0	14
16 CIRCUIT									
MARION	30	2	0	5	0	6	1	0	44
TOTAL	30	2	0	5	0	6	1	0	44
17 CIRCUIT									
MONONGALIA	16	3	0	1	0	2	0	0	22
TOTAL	16	3	0	1	0	2	0	0	22
18 CIRCUIT									
PRESTON	5	0	0	1	0	0	1	0	7
TOTAL	5	0	0	1	0	0	1	0	7
19 CIRCUIT									
BARBOUR	2	1	0	0	0	0	0	0	3
TOTAL	2	1	0	0	0	0	0	0	3
20 CIRCUIT									
RANDOLPH	1	1	0	0	0	0	0	0	2
TOTAL	1	1	0	0	0	0	0	0	2
21 CIRCUIT									
GRANT	4	2	0	0	0	0	0	0	6
MINERAL	5	0	0	1	0	3	0	0	9
TUCKER	1	0	0	0	0	0	0	1	2
TOTAL	10	2	0	1	0	3	0	1	17
22 CIRCUIT									
HAMPSHIRE	6	0	0	2	0	0	0	0	8
HARDY	6	0	0	0	0	5	0	0	11
PENDLETON	1	0	0	0	0	0	0	0	1
TOTAL	13	0	0	2	0	5	0	0	20
23 CIRCUIT									
BERKELEY	39	1	0	4	0	36	0	0	80
JEFFERSON	11	0	1	0	1	9	0	0	22
MORGAN	11	0	0	0	0	15	0	0	26
TOTAL	61	1	1	4	1	60	0	0	128
24 CIRCUIT									
WAYNE	2	1	0	0	0	0	1	0	4
TOTAL	2	1	0	0	0	0	1	0	4
25 CIRCUIT									
BOONE	7	0	0	0	1	0	0	0	8
LINCOLN	5	0	0	0	0	0	0	0	5
TOTAL	12	0	0	0	1	0	0	0	13

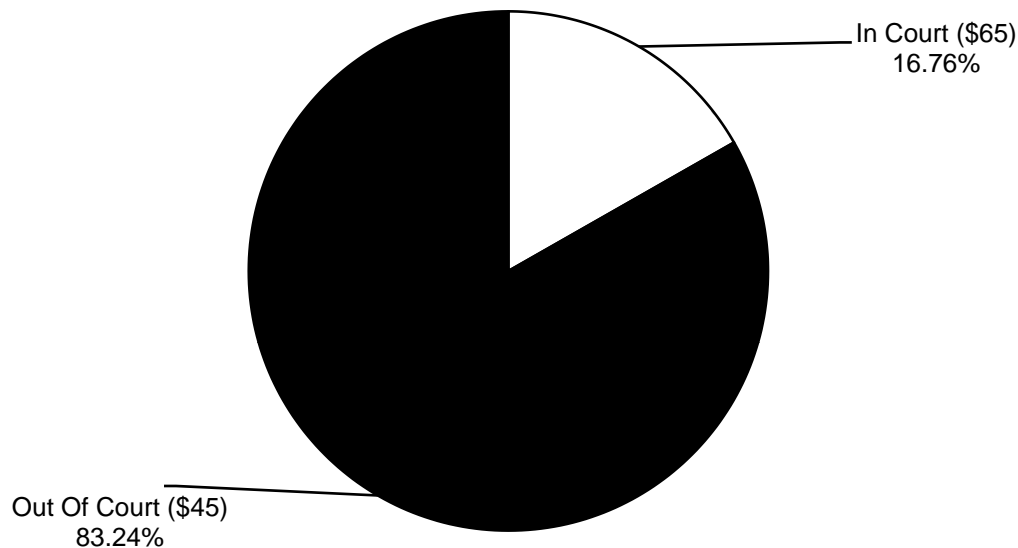
**WEST VIRGINIA PUBLIC DEFENDER SERVICES
 TOTAL DIRECT EXPENSE CLAIMS PAID FY 2008**

CIRCUIT COUNTY	FELONY	MISD.	MENTAL HYGIENE	JUVENILE	PAROLE PROBAT REV	TERM ABUSE	HABEAS SUP. CT.	OTHER	TOTAL CLAIMS
26 CIRCUIT									
LEWIS	7	1	0	1	0	0	0	0	9
UPSHUR	0	0	0	0	0	4	0	0	4
TOTAL	7	1	0	1	0	4	0	0	13
27 CIRCUIT									
WYOMING	67	84	0	2	1	16	0	0	170
TOTAL	67	84	0	2	1	16	0	0	170
28 CIRCUIT									
NICHOLAS	1	0	0	0	0	0	0	0	1
TOTAL	1	0	0	0	0	0	0	0	1
29 CIRCUIT									
PUTNAM	17	5	0	1	0	1	1	0	25
TOTAL	17	5	0	1	0	1	1	0	25
30 CIRCUIT									
MINGO	2	0	0	0	0	0	0	0	2
TOTAL	2	0	0	0	0	0	0	0	2
31 CIRCUIT									
MONROE	3	1	0	1	0	1	0	0	6
SUMMERS	8	0	0	0	0	0	0	0	8
TOTAL	11	1	0	1	0	1	0	0	14
STATE TOTAL	784	380	1	37	16	350	27	8	1,603

APPOINTED COUNSEL HOURS PAID IN COURT/OUT OF COURT FOR FY 2008

In Court (\$65)	70,802.20
Out Of Court (\$45)	351,620.54
Total Hours Paid	422,422.74

APPOINTED COUNSEL HOURS PAID FY 2008 IN COURT/OUT OF COURT



**WEST VIRGINIA PUBLIC DEFENDER SERVICES
 APPOINTED COUNSEL IN/OUT OF COURT HOURS
 FISCAL YEAR 2008**

CIRCUIT	IN COURT	OUT OF COURT	TOTAL HOURS	
01	CIRCUIT TOTAL	3,505.10	24,407.49	27,912.59
02	CIRCUIT TOTAL	1,179.90	5,605.32	6,785.22
03	CIRCUIT TOTAL	1,364.10	8,950.70	10,314.80
04	CIRCUIT TOTAL	4,466.50	29,503.50	33,970.00
05	CIRCUIT TOTAL	3,330.20	13,758.81	17,089.01
06	CIRCUIT TOTAL	4,699.60	13,142.40	17,842.00
07	CIRCUIT TOTAL	2,242.60	9,860.50	12,103.10
08	CIRCUIT TOTAL	963.20	5,568.00	6,531.20
09	CIRCUIT TOTAL	4,020.00	17,381.80	21,401.80
10	CIRCUIT TOTAL	2,217.00	10,609.65	12,826.65
11	CIRCUIT TOTAL	574.20	4,263.00	4,837.20
12	CIRCUIT TOTAL	767.00	4,028.42	4,795.42
13	CIRCUIT TOTAL	4,837.70	22,812.31	27,650.01
14	CIRCUIT TOTAL	3,112.00	16,205.90	19,317.90
15	CIRCUIT TOTAL	1,799.00	9,316.70	11,115.70
16	CIRCUIT TOTAL	1,628.40	16,936.52	18,564.92
17	CIRCUIT TOTAL	1,868.80	13,528.73	15,397.53
18	CIRCUIT TOTAL	498.30	5,060.30	5,558.60
19	CIRCUIT TOTAL	1,105.40	13,895.50	15,000.90
20	CIRCUIT TOTAL	1,370.70	7,577.60	8,948.30
21	CIRCUIT TOTAL	1,333.50	7,814.80	9,148.30
22	CIRCUIT TOTAL	2,542.40	9,171.20	11,713.60
23	CIRCUIT TOTAL	5,269.80	17,582.20	22,852.00
24	CIRCUIT TOTAL	3,594.90	8,636.90	12,231.80
25	CIRCUIT TOTAL	4,025.70	11,387.40	15,413.10
26	CIRCUIT TOTAL	2,084.70	13,572.70	15,657.40
27	CIRCUIT TOTAL	1,422.70	8,685.70	10,108.40
28	CIRCUIT TOTAL	447.60	1,955.60	2,403.20
29	CIRCUIT TOTAL	1,494.80	8,813.00	10,307.80
30	CIRCUIT TOTAL	2,068.40	7,565.33	9,633.73
31	CIRCUIT TOTAL	968.00	4,022.56	4,990.56
STATE TOTAL	70,802.20	351,620.54	422,422.74	

**WEST VIRGINIA PUBLIC DEFENDER SERVICES
 APPOINTED COUNSEL IN/OUT OF COURT HOURS
 FISCAL YEAR 2008**

CIRCUIT/COUNTY	IN COURT	OUT OF COURT	TOTAL HOURS
01 CIRCUIT			
BROOKE	1,146.60	7,342.70	8,489.30
HANCOCK	971.90	5,364.00	6,335.90
OHIO	1,386.60	11,700.79	13,087.39
TOTAL	3,505.10	24,407.49	27,912.59
02 CIRCUIT			
MARSHALL	449.30	2,234.40	2,683.70
TYLER	162.00	748.72	910.72
WETZEL	568.60	2,622.20	3,190.80
TOTAL	1,179.90	5,605.32	6,785.22
03 CIRCUIT			
DODDRIDGE	475.90	3,186.50	3,662.40
PLEASANTS	218.60	1,946.50	2,165.10
RITCHIE	669.60	3,817.70	4,487.30
TOTAL	1,364.10	8,950.70	10,314.80
04 CIRCUIT			
WIRT	186.10	1,336.50	1,522.60
WOOD	4,280.40	28,167.00	32,447.40
TOTAL	4,466.50	29,503.50	33,970.00
05 CIRCUIT			
CALHOUN	300.60	986.50	1,287.10
JACKSON	457.10	2,153.10	2,610.20
MASON	1,668.00	8,002.21	9,670.21
ROANE	904.50	2,617.00	3,521.50
TOTAL	3,330.20	13,758.81	17,089.01
06 CIRCUIT			
CABELL	4,699.60	13,142.40	17,842.00
TOTAL	4,699.60	13,142.40	17,842.00
07 CIRCUIT			
LOGAN	2,242.60	9,860.50	12,103.10
TOTAL	2,242.60	9,860.50	12,103.10
08 CIRCUIT			
MCDOWELL	963.20	5,568.00	6,531.20
TOTAL	963.20	5,568.00	6,531.20
09 CIRCUIT			
MERCER	4,020.00	17,381.80	21,401.80
TOTAL	4,020.00	17,381.80	21,401.80
10 CIRCUIT			
RALEIGH	2,217.00	10,609.65	12,826.65
TOTAL	2,217.00	10,609.65	12,826.65
11 CIRCUIT			
GREENBRIER	289.20	2,328.00	2,617.20
POCAHONTAS	285.00	1,935.00	2,220.00
TOTAL	574.20	4,263.00	4,837.20
12 CIRCUIT			
FAYETTE	767.00	4,028.42	4,795.42
TOTAL	767.00	4,028.42	4,795.42

**WEST VIRGINIA PUBLIC DEFENDER SERVICES
 APPOINTED COUNSEL IN/OUT OF COURT HOURS
 FISCAL YEAR 2008**

CIRCUIT/COUNTY	IN COURT	OUT OF COURT	TOTAL HOURS
13 CIRCUIT			
KANAWHA	4,837.70	22,812.31	27,650.01
TOTAL	4,837.70	22,812.31	27,650.01
14 CIRCUIT			
BRAXTON	1,289.80	5,793.20	7,083.00
CLAY	936.80	4,660.90	5,597.70
GILMER	252.90	1,372.70	1,625.60
WEBSTER	632.50	4,379.10	5,011.60
TOTAL	3,112.00	16,205.90	19,317.90
15 CIRCUIT			
HARRISON	1,799.00	9,316.70	11,115.70
TOTAL	1,799.00	9,316.70	11,115.70
16 CIRCUIT			
MARION	1,628.40	16,936.52	18,564.92
TOTAL	1,628.40	16,936.52	18,564.92
17 CIRCUIT			
MONONGALIA	1,868.80	13,528.73	15,397.53
TOTAL	1,868.80	13,528.73	15,397.53
18 CIRCUIT			
PRESTON	498.30	5,060.30	5,558.60
TOTAL	498.30	5,060.30	5,558.60
19 CIRCUIT			
BARBOUR	528.90	6,678.80	7,207.70
TAYLOR	576.50	7,216.70	7,793.20
TOTAL	1,105.40	13,895.50	15,000.90
20 CIRCUIT			
RANDOLPH	1,370.70	7,577.60	8,948.30
TOTAL	1,370.70	7,577.60	8,948.30
21 CIRCUIT			
GRANT	477.60	2,539.00	3,016.60
MINERAL	714.00	4,387.40	5,101.40
TUCKER	141.90	888.40	1,030.30
TOTAL	1,333.50	7,814.80	9,148.30
22 CIRCUIT			
HAMPSHIRE	1,005.20	4,049.10	5,054.30
HARDY	1,186.30	3,894.40	5,080.70
PENDLETON	350.90	1,227.70	1,578.60
TOTAL	2,542.40	9,171.20	11,713.60
23 CIRCUIT			
BERKELEY	3,471.00	11,519.60	14,990.60
JEFFERSON	1,316.80	4,208.30	5,525.10
MORGAN	482.00	1,854.30	2,336.30
TOTAL	5,269.80	17,582.20	22,852.00
24 CIRCUIT			
WAYNE	3,594.90	8,636.90	12,231.80
TOTAL	3,594.90	8,636.90	12,231.80
25 CIRCUIT			
BOONE	2,397.30	5,380.60	7,777.90
LINCOLN	1,628.40	6,006.80	7,635.20
TOTAL	4,025.70	11,387.40	15,413.10

**WEST VIRGINIA PUBLIC DEFENDER SERVICES
APPOINTED COUNSEL IN/OUT OF COURT HOURS
FISCAL YEAR 2008**

CIRCUIT/COUNTY	IN COURT	OUT OF COURT	TOTAL HOURS
26 CIRCUIT			
LEWIS	948.10	6,285.00	7,233.10
UPSHUR	1,136.60	7,287.70	8,424.30
TOTAL	2,084.70	13,572.70	15,657.40
27 CIRCUIT			
WYOMING	1,422.70	8,685.70	10,108.40
TOTAL	1,422.70	8,685.70	10,108.40
28 CIRCUIT			
NICHOLAS	447.60	1,955.60	2,403.20
TOTAL	447.60	1,955.60	2,403.20
29 CIRCUIT			
PUTNAM	1,494.80	8,813.00	10,307.80
TOTAL	1,494.80	8,813.00	10,307.80
30 CIRCUIT			
MINGO	2,068.40	7,565.33	9,633.73
TOTAL	2,068.40	7,565.33	9,633.73
31 CIRCUIT			
MONROE	530.60	2,122.20	2,652.80
SUMMERS	437.40	1,900.36	2,337.76
TOTAL	968.00	4,022.56	4,990.56
STATE TOTAL	70,802.20	351,620.54	422,422.74

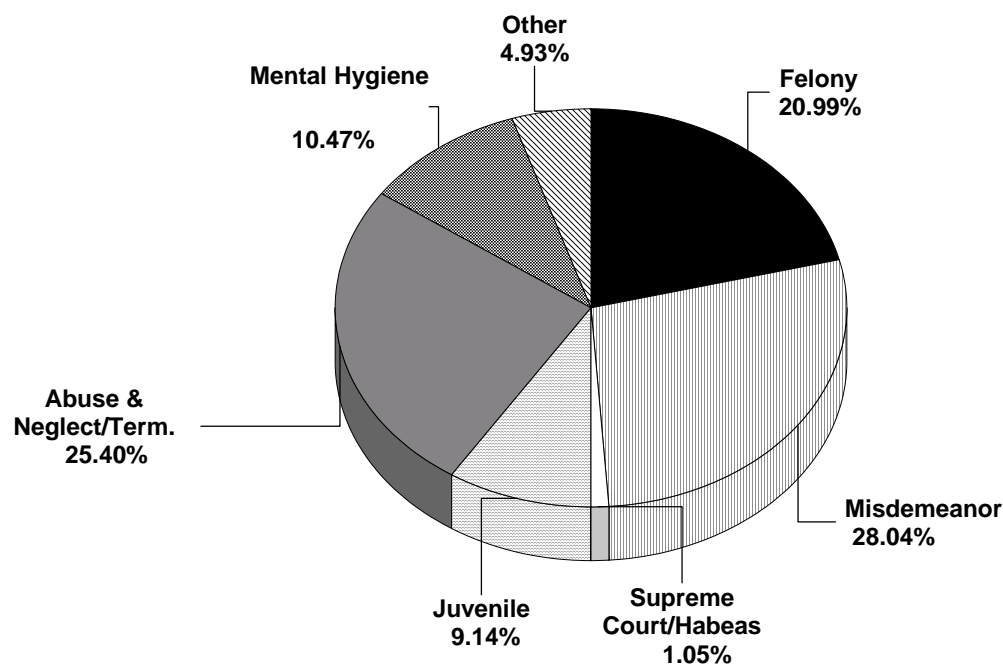
APPOINTED COUNSEL CLAIMS PAID IN FY 2008

Felony	6,356
Misdemeanor	8,492
Supreme Court/Habeas	317
Juvenile	2,768
Abuse & Neglect/Term.	7,692
Mental Hygiene	3,170
Other	1,493

Parole/Probation Rev., Mag. Ct. Appeal,
Mandamus/Prohibition, Extradition,
Contempt, Fugitive, Other

TOTAL CLAIMS PAID	30,288
--------------------------	---------------

APPOINTED COUNSEL CLAIMS PAID FY 2008 BY CASE TYPE



**WEST VIRGINIA PUBLIC DEFENDER SERVICES
 APPOINTED COUNSEL CLAIMS PAID BY CASE TYPE
 FISCAL YEAR 2008**

CIRCUIT	FELONY	MISD	MENTAL HYGIENE	JUVENILE	PAROLE PROBAT REV	TERM ABUSE	HABEAS SUP. CT.	OTHER	TOTAL CLAIMS
01 CIRCUIT TOTAL	212	191	311	77	19	509	14	6	1,339
02 CIRCUIT TOTAL	77	50	233	30	9	134	4	9	546
03 CIRCUIT TOTAL	111	209	15	36	28	174	5	42	620
04 CIRCUIT TOTAL	758	1,373	213	212	97	663	47	117	3,480
05 CIRCUIT TOTAL	315	221	109	100	62	369	12	28	1,216
06 CIRCUIT TOTAL	354	147	963	221	25	322	28	36	2,096
07 CIRCUIT TOTAL	167	732	0	145	23	163	3	17	1,250
08 CIRCUIT TOTAL	91	72	2	11	2	93	2	1	274
09 CIRCUIT TOTAL	392	217	129	49	58	421	15	24	1,305
10 CIRCUIT TOTAL	148	125	4	55	13	476	0	6	827
11 CIRCUIT TOTAL	44	28	19	9	2	103	4	2	211
12 CIRCUIT TOTAL	63	62	0	5	4	174	1	0	309
13 CIRCUIT TOTAL	601	782	0	145	54	563	18	22	2,185
14 CIRCUIT TOTAL	228	344	10	95	14	265	12	42	1,010
15 CIRCUIT TOTAL	107	175	53	93	28	225	19	6	706
16 CIRCUIT TOTAL	314	441	177	152	62	199	20	40	1,405
17 CIRCUIT TOTAL	236	433	207	113	34	117	5	39	1,184
18 CIRCUIT TOTAL	45	23	0	37	9	83	4	5	206
19 CIRCUIT TOTAL	158	290	18	214	39	221	3	26	969
20 CIRCUIT TOTAL	97	221	23	79	29	99	7	13	568
21 CIRCUIT TOTAL	221	327	25	187	69	97	10	18	954
22 CIRCUIT TOTAL	152	287	25	70	42	123	8	38	745
23 CIRCUIT TOTAL	285	123	3	87	20	513	23	9	1,063
24 CIRCUIT TOTAL	108	100	71	48	11	405	11	9	763
25 CIRCUIT TOTAL	167	148	27	146	39	311	13	5	856
26 CIRCUIT TOTAL	178	257	453	117	31	224	11	26	1,297
27 CIRCUIT TOTAL	223	424	4	41	2	258	1	3	956
28 CIRCUIT TOTAL	60	34	4	13	0	63	3	1	178
29 CIRCUIT TOTAL	203	357	44	114	25	45	6	28	822
30 CIRCUIT TOTAL	120	140	14	27	6	201	7	12	527
31 CIRCUIT TOTAL	121	159	14	40	5	79	1	2	421
STATE TOTAL	6,356	8,492	3,170	2,768	861	7,692	317	632	30,288

**WEST VIRGINIA PUBLIC DEFENDER SERVICES
 APPOINTED COUNSEL CLAIMS PAID BY CASE TYPE
 FISCAL YEAR 2008**

CIRCUIT COUNTY	FELONY	MISD	MENTAL HYGIENE	JUVENILE	PAROLE PROBAT REV	TERM ABUSE	HABEAS SUP. CT.	OTHER	TOTAL CLAIMS
01 CIRCUIT									
BROOKE	65	52	23	20	2	218	0	1	381
HANCOCK	54	35	19	14	12	135	4	2	275
OHIO	93	104	269	43	5	156	10	3	683
TOTAL	212	191	311	77	19	509	14	6	1,339
02 CIRCUIT									
MARSHALL	35	36	133	16	4	66	1	5	296
TYLER	13	8	1	0	3	15	1	1	42
WETZEL	29	6	99	14	2	53	2	3	208
TOTAL	77	50	233	30	9	134	4	9	546
03 CIRCUIT									
DODDRIDGE	35	73	4	20	22	31	3	18	206
PLEASANTS	24	45	6	3	3	28	1	19	129
RITCHIE	52	91	5	13	3	115	1	5	285
TOTAL	111	209	15	36	28	174	5	42	620
04 CIRCUIT									
WIRT	41	58	2	24	9	21	1	6	162
WOOD	717	1,315	211	188	88	642	46	111	3,318
TOTAL	758	1,373	213	212	97	663	47	117	3,480
05 CIRCUIT									
CALHOUN	10	7	9	4	3	56	1	2	92
JACKSON	39	39	3	3	10	21	4	7	126
MASON	217	148	89	78	48	93	4	16	693
ROANE	49	27	8	15	1	199	3	3	305
TOTAL	315	221	109	100	62	369	12	28	1,216
06 CIRCUIT									
CABELL	354	147	963	221	25	322	28	36	2,096
TOTAL	354	147	963	221	25	322	28	36	2,096
07 CIRCUIT									
LOGAN	167	732	0	145	23	163	3	17	1,250
TOTAL	167	732	0	145	23	163	3	17	1,250
08 CIRCUIT									
MCDOWELL	91	72	2	11	2	93	2	1	274
TOTAL	91	72	2	11	2	93	2	1	274
09 CIRCUIT									
MERCER	392	217	129	49	58	421	15	24	1,305
TOTAL	392	217	129	49	58	421	15	24	1,305
10 CIRCUIT									
RALEIGH	148	125	4	55	13	476	0	6	827
TOTAL	148	125	4	55	13	476	0	6	827

**WEST VIRGINIA PUBLIC DEFENDER SERVICES
 APPOINTED COUNSEL CLAIMS PAID BY CASE TYPE
 FISCAL YEAR 2008**

CIRCUIT COUNTY	FELONY	MISD	MENTAL HYGIENE	JUVENILE	PAROLE PROBAT REV	TERM ABUSE	HABEAS SUP. CT.	OTHER	TOTAL CLAIMS
11 CIRCUIT									
GREENBRIER	35	23	9	5	0	54	4	2	132
POCAHONTAS	9	5	10	4	2	49	0	0	79
TOTAL	44	28	19	9	2	103	4	2	211
12 CIRCUIT									
FAYETTE	63	62	0	5	4	174	1	0	309
TOTAL	63	62	0	5	4	174	1	0	309
13 CIRCUIT									
KANAWHA	601	782	0	145	54	563	18	22	2,185
TOTAL	601	782	0	145	54	563	18	22	2,185
14 CIRCUIT									
BRAXTON	105	126	1	56	6	91	1	13	399
CLAY	54	104	1	18	4	64	3	6	254
GILMER	27	21	2	8	1	24	2	20	105
WEBSTER	42	93	6	13	3	86	6	3	252
TOTAL	228	344	10	95	14	265	12	42	1,010
15 CIRCUIT									
HARRISON	107	175	53	93	28	225	19	6	706
TOTAL	107	175	53	93	28	225	19	6	706
16 CIRCUIT									
MARION	314	441	177	152	62	199	20	40	1,405
TOTAL	314	441	177	152	62	199	20	40	1,405
17 CIRCUIT									
MONONGALIA	236	433	207	113	34	117	5	39	1,184
TOTAL	236	433	207	113	34	117	5	39	1,184
18 CIRCUIT									
PRESTON	45	23	0	37	9	83	4	5	206
TOTAL	45	23	0	37	9	83	4	5	206
19 CIRCUIT									
BARBOUR	96	171	9	89	14	91	0	8	478
TAYLOR	62	119	9	125	25	130	3	18	491
TOTAL	158	290	18	214	39	221	3	26	969
20 CIRCUIT									
RANDOLPH	97	221	23	79	29	99	7	13	568
TOTAL	97	221	23	79	29	99	7	13	568
21 CIRCUIT									
GRANT	68	55	10	30	30	26	3	9	231
MINERAL	139	258	11	157	33	55	6	6	665
TUCKER	14	14	4	0	6	16	1	3	58
TOTAL	221	327	25	187	69	97	10	18	954

**WEST VIRGINIA PUBLIC DEFENDER SERVICES
 APPOINTED COUNSEL CLAIMS PAID BY CASE TYPE
 FISCAL YEAR 2008**

CIRCUIT COUNTY	FELONY	MISD	MENTAL HYGIENE	JUVENILE	PAROLE PROBAT REV	TERM ABUSE	HABEAS SUP. CT.	OTHER	TOTAL CLAIMS
22 CIRCUIT									
HAMPSHIRE	79	152	4	27	14	52	4	21	353
HARDY	49	120	10	31	19	64	1	15	309
PENDLETON	24	15	11	12	9	7	3	2	83
TOTAL	152	287	25	70	42	123	8	38	745
23 CIRCUIT									
BERKELEY	192	68	1	63	11	362	11	4	712
JEFFERSON	57	38	2	17	3	97	6	2	222
MORGAN	36	17	0	7	6	54	6	3	129
TOTAL	285	123	3	87	20	513	23	9	1,063
24 CIRCUIT									
WAYNE	108	100	71	48	11	405	11	9	763
TOTAL	108	100	71	48	11	405	11	9	763
25 CIRCUIT									
BOONE	76	89	2	34	14	215	11	1	442
LINCOLN	91	59	25	112	25	96	2	4	414
TOTAL	167	148	27	146	39	311	13	5	856
26 CIRCUIT									
LEWIS	79	89	435	35	9	84	4	12	747
UPSHUR	99	168	18	82	22	140	7	14	550
TOTAL	178	257	453	117	31	224	11	26	1,297
27 CIRCUIT									
WYOMING	223	424	4	41	2	258	1	3	956
TOTAL	223	424	4	41	2	258	1	3	956
28 CIRCUIT									
NICHOLAS	60	34	4	13	0	63	3	1	178
TOTAL	60	34	4	13	0	63	3	1	178
29 CIRCUIT									
PUTNAM	203	357	44	114	25	45	6	28	822
TOTAL	203	357	44	114	25	45	6	28	822
30 CIRCUIT									
MINGO	120	140	14	27	6	201	7	12	527
TOTAL	120	140	14	27	6	201	7	12	527
31 CIRCUIT									
MONROE	45	70	7	22	3	46	1	0	194
SUMMERS	76	89	7	18	2	33	0	2	227
TOTAL	121	159	14	40	5	79	1	2	421
STATE TOTAL	6,356	8,492	3,170	2,768	861	7,692	317	632	30,288

**WEST VIRGINIA PUBLIC DEFENDER SERVICES
 AVERAGE COSTS BY PRIMARY CHARGE FOR FY 2008
 DESCENDING ORDER BY TOTAL \$**

CRIMINAL CHARGE	AVERAGE	TOTAL \$	# OF CLAIMS
ABUSE & NEGLECT	1,178.89	8,976,065.46	7,614
JUVENILE	607.01	1,680,200.05	2,768
CONTROLLED SUBSTANCES	738.23	1,435,858.52	1,945
MURDER	4,681.22	922,200.21	197
DOMESTIC VIOLENCE	412.57	778,925.37	1,888
GRAND LARCENY	839.41	475,106.23	566
BURGLARY	824.29	422,860.40	513
PAROLE/PROBATION	489.27	421,257.24	861
MENTAL HYGIENE	132.51	420,053.12	3,170
ASSAULT & BATTERY	405.89	401,428.70	989
SEXUAL ASSAULT	1,833.99	390,639.35	213
SUSPEND/REV LICENSE	429.46	389,517.31	907
HABEAS CORPUS	1,882.82	359,617.98	191
BREAKING & ENTERING	940.18	359,147.52	382
DUI 1ST OFFENSE	393.99	302,979.72	769
FORGERY & UTTERING	772.63	300,553.54	389
MFG/POSS OR DIST OF METH	1,177.16	280,162.98	238
MAL WOUNDING/ASSAULT	916.77	270,447.98	295
SUPREME COURT APPEAL	2,047.75	258,015.96	126
OBSTRUCTION JUSTICE	374.37	228,364.23	610
ROBBERY	1,276.05	201,615.26	158
SEXUAL ABUSE	1,728.01	193,536.63	112
CONSPIRACY	846.90	184,624.95	218
DUI 3RD OFFENSE	976.45	183,572.04	188
PETIT LARCENY	380.55	177,337.47	466
REC/TRANS STOLEN PRO	588.60	162,452.68	276
ATTEMPT	1,143.72	154,402.35	135
DESTRUCTION OF PROPERTY	408.12	152,230.08	373
DUI 2ND OFFENSE	531.04	142,317.66	268
FRAUD	747.67	141,310.53	189
KIDNAPPING	2,375.95	116,421.68	49
AGGRAVATED ROBBERY	1,335.63	101,508.08	76
FALSE PRETENSES	551.18	99,212.12	180
WANTON ENDANGERMENT	846.12	98,149.44	116
SENTENCE REDUCTION	450.99	83,884.81	186
TERM PARENTAL RIGHTS	1,064.19	83,006.59	78
ARSON	1,045.98	82,632.13	79
HOME CONFINEMENT	455.16	80,562.50	177
FAIL TO REG SEX OFFENDER	701.10	75,018.17	107
FAIL PAY CHILD SUPPORT	833.09	71,645.39	86
DEADLY WEAPON	549.88	57,737.40	105
FALSE SWEARING	426.46	57,571.62	135
EMBEZZLEMENT	780.32	51,500.87	66

WEST VIRGINIA PUBLIC DEFENDER SERVICES
AVERAGE COSTS BY PRIMARY CHARGE FOR FY 2008
DESCENDING ORDER BY TOTAL \$

BRANDISHING WEAPON	454.11	47,227.27	104
DISORDERLY CONDUCT	388.21	45,032.51	116
CONTRIBUTE DEL MINOR	415.60	44,469.10	107
HARASSMENT	418.51	43,943.78	105
VOL MANSLAUGHTER	5,271.54	36,900.80	7
SHOPLIFTING	394.14	36,261.30	92
FUGITIVE/JUSTICE	326.22	36,209.98	111
MAGISTRATE APPEAL	1,716.84	36,053.58	21
FLEEING VEHICLE W/DUI	804.22	35,385.51	44
ACCESSORY	653.81	33,998.25	52
TRESPASSING	341.26	32,078.19	94
WELFARE FRAUD	849.86	30,595.00	36
AIDING & ABETTING	767.20	29,153.65	38
DUI W/ INJURY	637.71	28,697.09	45
GUARDIAN CHILDREN	1,494.84	28,401.89	19
CRUELTY TO ANIMALS	649.66	27,285.61	42
LEAVE SCENE ACCIDENT	432.48	22,056.31	51
OTHER	345.29	21,752.96	63
UNDER AGE DRINKING	315.80	21,158.69	67
FAILURE TO APPEAR	477.76	20,543.69	43
UNLAWFUL WOUNDING	573.29	18,918.48	33
RECKLESS DRIVING	388.64	18,654.80	48
PERMITTING DUI	547.00	16,410.09	30
EXTRADITION	208.48	15,844.27	76
STALKING	595.77	14,894.16	25
ADULT ABUSE	2,114.31	14,800.14	7
JOYRIDING	488.21	14,158.16	29
DNR CHARGE	358.44	13,979.27	39
PORNOGRAPHY	1,360.09	13,600.91	10
JAIL ESCAPE	470.46	13,172.99	28
COUNTERFEITING	812.90	12,193.50	15
INTIMIDATE WITNESS	556.89	11,694.66	21
MOTOR VEHICLE SAFETY	458.89	11,472.15	25
INCEST	2,622.28	10,489.10	4
DEL CONTRABAND INMATE	935.78	9,357.79	10
PERMIT UNAUTH/DRIVE	842.44	9,266.88	11
INDECENT EXPOSURE	478.10	9,083.98	19
AUTO TAMPERING	433.06	6,928.97	16
INVOL MANSLAUGHTER	2,145.27	6,435.81	3
RECIDIVIST	1,789.50	5,368.49	3
NO PROOF OF INS	284.18	4,262.69	15
TRUANCY	297.73	4,168.21	14
RESISTING ARREST	287.11	4,019.56	14
SOLICIT/PROSTITUTION	390.69	3,906.92	10
MANDAMUS	1,297.49	3,892.48	3

WEST VIRGINIA PUBLIC DEFENDER SERVICES
AVERAGE COSTS BY PRIMARY CHARGE FOR FY 2008
DESCENDING ORDER BY TOTAL \$

DISTURB THE PEACE	308.45	3,701.35	12
MAKE/USE EXPLOSIVES	1,171.45	3,514.35	3
NEGLIGENT HOMICIDE	787.84	3,151.36	4
SHOOT W/N 500 FEET	385.21	2,696.45	7
FAIL MAINTAIN CONTROL	423.21	2,116.06	5
NO OPERATORS	295.84	2,070.90	7
WITNESS	618.83	1,856.48	3
PEACE WARRANT	348.75	1,394.98	4
ANIMAL CONTROL	229.90	1,379.42	6
CONTEMPT	161.22	1,128.52	7
OPEN CONTAINER	289.40	868.20	3
PUBLIC INTOXICATION	220.84	662.51	3
CONCEAL A MINOR	321.50	643.00	2
SPEEDING	216.07	432.14	2
EXTORTION	384.24	384.24	1
STATE AVERAGE		22,775,831.90	30,288

**WEST VIRGINIA PUBLIC DEFENDER SERVICES
 APPOINTED COUNSEL FEES & EXPENSES PAID
 FISCAL YEAR 2008
 DESCENDING ORDER BY TOTAL \$
 Appointed Counsel and Service Providers Separate**

PAYEE	VOUCHER TOTAL	# OF CLAIMS
CASTEEL & POLING PLLC	315,790.37	292
RICE WILLIAM T	290,179.40	122
MCCULLOUGH JUDITH A	233,300.72	202
WHITEMAN BURDETTE PLLC	188,636.40	195
MOUNTAINEER LEGAL SERVICES PLLC	186,083.76	244
VICTOR VICTOR & HELGOE LLP	178,489.09	197
MILLER & DRAKE LC	176,736.79	145
NANNERS & WILLETT LC LAW OFFICES OF	175,775.18	182
HAUGHT IRA M	174,454.65	70
JACKSON-GILLISON HELEN L	169,676.86	65
LESTER WILLIAM M	167,664.81	169
WILLIAMS JOHN E JR	159,305.73	99
MULLINS CHARLES B II	159,233.75	76
BELLOMY & TURNER LC	158,526.04	285
NESSSEL KERRY A	157,899.50	110
BARRY CHAD D LC	157,088.62	295
FERGUSON LISA WEESE	150,946.87	121
WINDOM RODNEY C	143,162.52	136
SKAGGS G ERNEST	141,434.25	134
JACOVETTY GERALD G JR LC	137,088.17	346
DILLON WELLS H	136,946.89	191
NEISWONGER & WHITE	135,443.80	303
FLINCHUM R KEITH	130,036.84	116
GARRETT & GARRETT	127,468.86	96
SIMMONS HUNTER D	125,783.17	403
CHILDLAW SERVICES INC	120,709.88	91
VICKERS JEREMY T	118,467.54	171
REYNOLDS & ASSOCIATES PLLC	117,636.08	153
SUMMERS WILLIAM B	117,427.33	284
DALBY NANCY A ATTY AT LAW PLLC	117,240.56	47
FOLICKMAN PAMELA R LAW OFFICE OF	116,537.93	182
CONWAY LAW OFFICE	115,289.07	245
TYSON DAVID R	108,877.44	156
CONNER APRIL D	108,591.99	139
KELLEY DAVID BATES	107,944.19	133
WIEDEL DIANA CARTER	106,529.50	92
COOKE MICHAEL P	106,354.12	169
POSTALWAIT KEVIN B	105,679.23	138
TROISI JOSEPH G	105,425.55	174
HENDERSON & FUDA	103,528.19	132
BRYANT CARL P	102,596.00	204
AVIS WITTEN & WANDLING LC	101,942.94	248
HAMILTON CHARLES R	101,652.85	212

**WEST VIRGINIA PUBLIC DEFENDER SERVICES
 APPOINTED COUNSEL FEES & EXPENSES PAID
 FISCAL YEAR 2008
 DESCENDING ORDER BY TOTAL \$
 Appointed Counsel and Service Providers Separate**

PAYEE	VOUCHER TOTAL	# OF CLAIMS
COREY DANIEL S	101,636.50	111
RADMAN SCOTT S	100,923.22	138
DUFFY KEVIN C	100,419.98	67
HINKLE BRYAN S	99,878.63	113
CISCO-STURGELL KATHRYN	99,665.00	99
POWELL ERIC K	99,600.00	165
ROLL W DAN	99,336.84	138
WALL RANDALL D	98,632.63	185
RYAN KOURTNEY A	96,119.00	36
CARR LAW OFFICES PLLC	95,485.84	195
MOSES JOSEPH J	92,974.73	41
BONINSEGNA SANTE JR	90,131.59	109
BRISCOE L SCOTT	89,978.49	76
SCHEETZ CHRISTOPHER A	89,882.14	171
HAWKINS JAMES E JR	89,755.48	234
FERRIS HOWARD M	89,561.50	205
COLLINS & COURTRIGHT	89,271.42	174
KING WAYNE	86,647.00	56
KARICKHOFF DAVID	85,315.97	119
BAYLISS SHAWN D	85,183.13	102
STARCHER & FRUM PLLC	83,585.57	152
WILLIAMSON MAGANN & GURGANUS PLLC	83,057.35	95
HARVEY & JANUTOLO	81,843.96	86
STEPHENS GLORIA M	81,227.40	43
NOGAY CATHRYN A	80,912.71	33
LONG ROBBY N LAW OFFICE OF LC	80,598.74	112
SHERMAN LAWRENCE E JR LC	78,917.33	106
DALTON MARSHA	78,691.34	112
GORDON MARGARET A B	77,508.36	42
NAVY L VICTOR	76,574.40	102
LUPARDUS TIMOTHY P	76,135.39	115
ORNDORFF & HATFIELD ATTY AT LAW	76,025.66	135
OSHOWAY F JOHN	75,771.57	100
BALLARD KENNETH D	75,599.00	48
BAILEY BRIAN W	75,531.80	60
NOONE ROBERT T	75,301.47	42
VANNOSTRAND & MORTON	75,075.42	76
BARNABEI DAVID A	74,541.99	66
WEESE TRACY	74,446.87	64
SUTTON & JANELLE PLLC	74,086.79	74
BULLMAN & BULLMAN	73,835.55	109
HALL DWIGHT R	73,810.12	97
SHAY DANA R	72,920.70	61

**WEST VIRGINIA PUBLIC DEFENDER SERVICES
 APPOINTED COUNSEL FEES & EXPENSES PAID
 FISCAL YEAR 2008
 DESCENDING ORDER BY TOTAL \$
 Appointed Counsel and Service Providers Separate**

PAYEE	VOUCHER TOTAL	# OF CLAIMS
MCGRAW WARREN R II	72,907.27	64
HYER & LITTLEPAGE	72,439.02	54
SHOUGH SCOTT A	70,808.49	108
KURELAC PATRICIA A	70,235.14	40
DOUGLASS ERNEST M	70,197.22	156
FARNSWORTH MICHAEL D JR	69,615.64	69
HUGHART KEVIN W	69,411.86	41
STEPTOE & JOHNSON	69,112.40	36
BARRAT ROBERT E	69,090.63	144
HAMILTON BURGESS YOUNG & POLLARD PLLC	68,898.88	68
GORMAN SHEATSLEY & COMPANY LC	68,369.01	54
WHITE MAX H PLLC	68,290.06	191
SNYDER & HASSIG	67,932.09	43
MOFFATT CHRISTOPHER G	67,402.42	35
FITTRO JONATHAN	66,740.32	56
FITZ STEPHEN S	65,890.58	88
ARBUCKLE DOUGLAS H	65,480.37	51
SMITH MARGARET D	65,265.07	69
CALLAGHAN & CALLAGHAN PLLC	63,766.96	61
HATFIELD & HATFIELD PLLC	63,156.79	81
RODGERS JEFFREY S	63,145.51	99
SELDEN LAW OFFICES LC	62,248.20	22
PARTAIN GEORGE L	62,139.60	186
MCINTYRE-NICHOLSON RACHELLE D	60,508.28	106
REDMAN PAYNE & MULDOON PLLC	60,310.55	67
SMITH MICHAEL CLAY	60,112.21	69
BROWN & LEVICOFF	59,857.88	163
CLAGETT & TIPTON PLLC	59,518.94	50
FRANKOVITCH ANETAKIS COLANTONIO & SIMON	59,274.28	60
PULLIN FOWLER FLANAGAN BROWN & POE PLLC	58,520.56	84
RUNDLE & RUNDLE LC	58,492.80	115
SHAFFER & SHAFFER	58,393.70	38
YOUNG WILLIAM PRENTICE	57,965.42	31
BOTTNER KIRK H LAW OFFICE PLLC	57,630.39	39
SMITH & SCANTLEBURY LC	57,504.67	90
BARR JACK C	57,124.13	210
THOMPSON WILLIAM S	56,800.00	57
MAZZEI ROCCO E	56,490.72	45
MORGAN THEODORE E	56,054.10	41
ROTH LEGAL SERVICES LC	55,713.37	80
HOLLANDSWORTH RICHARD W	55,386.47	34
ZIMAROWSKI JAMES B ESQ	55,203.37	50
HUFFMAN WILLIAM O	54,997.24	56

**WEST VIRGINIA PUBLIC DEFENDER SERVICES
 APPOINTED COUNSEL FEES & EXPENSES PAID
 FISCAL YEAR 2008
 DESCENDING ORDER BY TOTAL \$
 Appointed Counsel and Service Providers Separate**

PAYEE	VOUCHER TOTAL	# OF CLAIMS
TORRES GEORGE M	54,845.78	104
WHITEMAN FRANCES C	54,131.94	54
COWDEN ALLISON ADYNEIC	53,989.34	23
WALLACE MICHAEL K	53,762.74	39
KERN FRANKLIN W LC	53,569.51	129
HILL PATRICIA TOLLE	53,279.71	26
REBROOK EDWARD E III	53,112.29	28
HIVELY HERBERT L II	52,867.06	121
MOYE DAVID O	52,807.02	7
SINKKANEN DREAMA D	52,734.13	86
SPONAUGLE KEVIN C	52,367.59	49
SIMS DAVID A LAW OFFICES PLLC	52,266.36	42
MCCOY JAMES A JR	51,839.06	46
BLAIR GERALD E JR	51,769.54	108
GUNNOE RICHARD M	51,276.20	84
GREGORY BETTY SUE CLARK	51,237.58	112
OHIO VALLEY LAW CENTER PLLC	50,347.13	26
SULLIVAN JESSICA A	50,216.50	49
PYLES TURNER & MICK LLP	49,809.62	29
BIDDLE JACQUELYN STOUT	49,668.54	22
CHASE JOHN K IV	49,246.89	60
ORNDORFF DAVID L	49,232.97	67
MIELKE WAYNE ROBERT	48,880.40	37
WARMAN CHERYL L	48,703.53	74
POWELL JAMES CORBLEY	47,618.39	42
PRALL THOMAS J	47,449.26	124
CARBONE & BLAYDES PLLC	47,323.95	99
PRENTICE TIMOTHY H	46,917.24	79
MANCINI STEVEN K	46,801.73	42
SPONAUGLE & SPONAUGLE	46,031.00	50
CLINE MICHAEL R	45,872.00	106
WHITE KEITH	45,253.31	131
DUTY WILLIAM H	45,056.50	58
HASSAN RONALD D	44,922.12	45
PANCAKE F CODY III	44,908.61	88
FREEMAN & NIEZGODA PLLC	44,905.70	69
FORESTER WILLIAM T	44,633.26	133
SAFFER MARTIN V	44,157.00	29
HARMAN MARLA ZELENE	43,684.23	44
THORNE STEVEN M	43,269.50	135
WALKER JAMES A	43,214.92	74
NESTOR WILLIAM T	43,014.46	71
ASHLEY ANITA HAROLD	41,891.70	152

**WEST VIRGINIA PUBLIC DEFENDER SERVICES
 APPOINTED COUNSEL FEES & EXPENSES PAID
 FISCAL YEAR 2008
 DESCENDING ORDER BY TOTAL \$
 Appointed Counsel and Service Providers Separate**

PAYEE	VOUCHER TOTAL	# OF CLAIMS
GUTMANN RICHARD M LC	41,702.44	58
STEIN RONALD F JR	41,516.35	113
ESPOSITO MICHAEL A	41,370.47	87
SHEEHAN & NUGENT PLLC	41,323.61	1
MCNEER HIGHLAND MCMUNN VARNER LC	41,172.75	27
HOLICKER RICHARD E	41,083.88	68
BREECE SUSAN PLLC	41,020.31	34
WEBB DAVID HAMILTON	40,923.85	63
LACARIA PHILIP A	39,353.00	41
STURM & STURM	39,278.20	80
ORTEZA AILYNN MAE	38,899.32	17
CURNUTTE FRANCIS III	38,777.36	37
EURICE MICHAEL J	38,776.68	9
RICH JAMES B III	38,651.91	42
LASH FRANKLIN W	37,882.05	31
CARL KEATON & FRAZER PLLC	37,723.00	80
WILCHER GEOFFREY S	37,539.81	45
GEARY & GEARY LC	37,331.68	60
JARRELL ROBERT STEPHEN	37,184.48	72
PARMER LAW OFFICE	36,773.30	46
BAILEY STULTZ OLDAKER & GREENE PLLC	36,593.15	48
HAYNIE BELINDA A	36,494.94	71
HELMAN TIMOTHY D	36,328.79	50
POWELL CAROLINE STAFFORD	36,228.50	37
LOCKWOOD & LOCKWOOD	36,142.30	39
TYREE EMBREE & ASSOCIATES PLLC	36,097.26	70
SHAW & TATTERSON LC	36,047.07	74
ARNOLD CESARE BAILEY PLLC	36,027.79	51
ELLEM JOHN N	35,931.75	106
FERRO & OLEJASZ	35,633.99	12
TREADWAY JOHN H JR	35,620.86	55
FRANCIS ERIC M	35,209.56	11
ATKINS JAMES B	35,166.86	40
KEENER RAYMOND III	34,858.31	54
HAGER HARRY L	34,799.50	639
GRUNAU DAVID M	34,780.09	17
MOLESSA HEATHER IRELAND	34,737.63	26
ROSINSKY LAW OFFICE LC	34,472.05	9
TISSUE PHILIP J	34,269.30	38
MORGAN TONY	34,254.70	44
CURRY DENNIS H	34,176.00	11
WILSON CHRISTOPHER M LAW OFFICE PLLC	34,169.93	41
PATTON ANDREW C	34,043.71	59

**WEST VIRGINIA PUBLIC DEFENDER SERVICES
 APPOINTED COUNSEL FEES & EXPENSES PAID
 FISCAL YEAR 2008
 DESCENDING ORDER BY TOTAL \$
 Appointed Counsel and Service Providers Separate**

PAYEE	VOUCHER TOTAL	# OF CLAIMS
POWELL & MAJESTRO PLLC	33,880.48	20
HICKS NATHAN A PLLC	33,805.56	26
JOHNSTON HOLROYD & ASSOCIATES	33,786.78	47
BRADLEY JAMES M JR	33,450.89	42
WEESE ROGER R	33,262.50	46
BREWER & GIGGENBACH PLLC	33,153.49	23
HOBBS MARK E	33,082.40	42
DETC PAUL S INC	32,774.74	72
PEYTON HARVEY D	32,688.56	44
MURPHY S SEAN	32,458.69	56
WILMOTH DAVID H LC	31,806.03	67
PENNINGTON WILLIAM L	31,531.29	108
SANTER & SANTER	31,530.44	74
LAISHLEY JOHN	31,508.56	29
CLINE JESSE M	31,412.84	119
FISHER CONSTANCE J	31,300.59	53
WILDMAN ERIC KEITH	31,065.67	52
WRIGHT LACY W JR	31,035.59	20
ROAHRIG RANDAL W	31,035.19	53
LUTTRELL & PREZIOSO PLLC	30,866.97	32
DAVIS CHRISTOPHER A	30,752.46	11
MULLENS & MCGUIRE PLLC	30,250.49	84
OURS JOHN G	30,249.22	45
EVANS THOMAS HANNA III	30,206.73	65
DYER THOMAS G	30,171.41	29
PRESTON & WEESE LC	29,718.16	25
JUDY & JUDY	29,564.74	48
SIMPKINS JEFFREY S	28,883.00	31
VAN ZANT SUSAN J LC	28,718.29	42
TRUMP & TRUMP LC	28,539.59	33
LOVE JAY CARTER	28,538.50	43
CONRAD & CONRAD	28,129.46	19
DARLING KEITH A	28,026.32	27
MANYPENNY J PERRY	27,966.37	27
BAILEY DENNIS R	27,894.77	48
FITZWATER TRAVIS R	27,855.86	41
SKEEN KENNAD LEE II	27,733.68	20
ERHARD CRAIG P	27,645.29	50
HERNDON STEPHEN D	27,592.07	15
CONAWAY & CONAWAY	27,519.94	63
SIRK TIMOTHY M	27,353.80	64
BURDETTE KRISTINE ADELE	27,260.97	79
HEWITT & SALVATORE PLLC	26,986.38	58

**WEST VIRGINIA PUBLIC DEFENDER SERVICES
 APPOINTED COUNSEL FEES & EXPENSES PAID
 FISCAL YEAR 2008
 DESCENDING ORDER BY TOTAL \$
 Appointed Counsel and Service Providers Separate**

PAYEE	VOUCHER TOTAL	# OF CLAIMS
ALBRIGHT JOSEPH P JR	26,744.70	75
BYRNE HEDGES & LYONS	26,524.41	22
KIRK THOMAS L	26,273.25	1
WALTERS KRAUSKOPF & BAKER	26,243.62	28
PRATT LENA D	26,224.60	32
CHRIST KATRINA M LAW FIRM LC	26,081.80	42
BOWERS JEFFREY S	26,059.83	20
SAL NATALIE J	26,015.61	14
EACHUS MICHAEL N	25,271.59	15
GARREN LAW OFFICES LC	25,224.95	31
ROLLO EDMUND J	24,705.50	23
BRECKINRIDGE DAVIS SPROLES & CHAPMAN PLLC	24,680.91	32
TIPTON KEVIN T	24,542.06	49
GREINER & CYRUS LC	24,450.36	36
SKLAVOUNAKIS GERASIMOS	24,197.80	22
COX KEITH A	24,176.60	38
YEAGER JOHN R JR	24,111.49	20
BLYLER HOWARD J	24,111.17	72
BARNETT KENNETH J PC	24,007.01	22
WEESE HEATHER M LAW OFFICE OF PLLC	24,004.21	25
KARR DAVID JR	23,954.49	25
PANEPINTO MARK D	23,878.03	17
HART DAVID W	23,841.15	25
NEW STEPHEN P LC	23,578.95	17
HOPKINS VIRGINIA JACKSON	23,154.23	15
KARR THOMAS B	23,105.88	36
FILE PAYNE SCHERER & FILE	23,032.98	16
OOTEN GRAYDON C JR	23,031.25	53
MUNOZ A JOSEPH	22,860.00	45
EILAND & BENNETT	22,849.15	21
KEESE RYAN HAMILTON	22,760.91	48
MULLENS SHARON M	22,718.50	40
GARRETT LINDA NELSON PLLC	22,700.71	31
NEWBOLD WILEY W	22,690.03	19
FURNER DEAN A ATTORNEY AT LAW PLLC	22,534.18	80
STOBBS R RUSSELL	22,429.23	25
HARMON-SCHAMBERGER BARBARA A	22,398.64	29
LEFLER & BOGGS PLLC	22,364.22	12
SAMMONS OLIVERO & PARASCHOS PLLC	22,315.69	16
TATE REBECCA L	22,192.20	21
PATTERSON CLAYTON W	22,074.91	15
RADCLIFF PATRICK N	21,629.20	10
HOWLEY LOREN B	21,140.50	36

**WEST VIRGINIA PUBLIC DEFENDER SERVICES
 APPOINTED COUNSEL FEES & EXPENSES PAID
 FISCAL YEAR 2008
 DESCENDING ORDER BY TOTAL \$
 Appointed Counsel and Service Providers Separate**

PAYEE	VOUCHER TOTAL	# OF CLAIMS
PAESANI & KEATON PLLC	21,040.50	11
KUPEC THOMAS W	21,017.18	34
YOUNGER C CHRISTOPHER	20,973.00	20
HAYDEN & HART PLLC	20,892.11	26
WESTON RICHARD W	20,655.00	58
MAUSER BERNARD R	20,435.01	49
ROKISKY JEFFREY J	20,373.92	31
SANDERS AUSTIN FLANIGAN & ABOULHOSN	20,345.63	42
CRISWELL & FRENCH PLLC	20,289.25	8
MOORE DAVID K	20,062.02	11
RYMER & FURBEE	19,997.38	19
PARKULO JOHN F	19,845.45	20
MORGAN DENNIE S JR	19,834.89	9
HARWOOD JASON D	19,623.17	16
BRAGGSALMONS PLLC	19,494.19	54
ROLLO LANCE E	19,489.27	38
DEAN WILLIAM P	19,433.65	31
HODGES & RIFFLE PLLC	19,367.62	46
PHILLIPS P TODD	19,186.96	29
HILL DAVID L	19,091.48	43
HACKNEY JOHN G JR	19,063.00	38
BUSCH ZURBUCH & THOMPSON PLLC	18,553.69	13
DEAN CHRISTOPHER LC	18,383.47	31
MORGAN E LAVOYD JR	18,345.42	5
WITT RICHARD C	18,322.05	26
AUCREMANNE JOSEPH	18,275.39	4
STEWART JOYCE E	18,140.65	22
EBY MICHELLE WIDMER	18,130.20	26
SMITH MCMUNN & GLOVER PLLC	17,955.42	18
GIBSON MICHAEL F	17,906.01	40
HYRE LAW OFFICE PLLC	17,844.86	17
DALTON DEBRA L	17,801.85	57
BRAGG STEVEN M	17,685.08	30
TAYLOR PAUL G	17,673.47	29
MCDANIEL DON S	17,605.41	43
CLARKE D RANDALL	17,450.00	19
MARSTELLER DEREK W	17,414.61	16
KRATOVIL & AMORE PLLC	17,001.24	22
BAILEY & HOWARD PLLC	16,956.23	25
FAST THOMAS K	16,929.61	26
MCDERMOTT DANA P	16,927.96	4
TAYLOR SHAWN PLLC	16,886.46	18
BOWLES RICE MCDAVID GRAFF & LOVE	16,806.13	20

**WEST VIRGINIA PUBLIC DEFENDER SERVICES
 APPOINTED COUNSEL FEES & EXPENSES PAID
 FISCAL YEAR 2008
 DESCENDING ORDER BY TOTAL \$
 Appointed Counsel and Service Providers Separate**

PAYEE	VOUCHER TOTAL	# OF CLAIMS
CARROLL GALE E	16,760.54	9
MCCAMIC SACCO PIZZUTI & MCCOID PLLC	16,563.32	26
WEST & JONES	16,475.26	25
TUCKER GREGORY A	16,441.73	32
NESTOR JASON A	16,344.72	39
PELLEGRIN MARK P	16,329.00	48
JUBA-PLUMLEY ROSALEE	16,199.55	13
LEWIS AMANDA L	16,072.80	7
GREER ROBERT L	16,051.26	8
BENFORD LEE F II	16,000.55	6
BLIZZARD GEORGE DANIEL II PLLC	15,885.61	14
CRAIG A COURTENAY	15,872.35	5
THOMPSON & WEATHERHOLT PLLC	15,868.48	19
PAYNE WILBERT A	15,821.89	42
SOMMER LIBERATI MUSSER & HAWROT CO	15,807.41	13
STARCHER KENNY R II	15,746.81	19
GARDNER LAW OFFICES PLLC	15,688.00	50
PRITT JEFFRY A	15,472.75	41
PRICE LOUIE T	15,327.07	17
ROOP & SMITH LAW OFFICE PLLC	15,277.00	16
WEATHERHOLT JEFF ATTORNEY PLLC	15,266.03	29
BAILEY CHRISTINA M	14,980.15	24
KAYSER LAYNE & CLARK PLLC	14,751.45	24
LAMP PAT	14,743.42	33
THOMPSON JOHN M JR	14,637.08	22
RICHARDSON RICHARDSON & CAMPBELL	14,607.82	43
VITAL RICHARD L	14,599.70	22
HAYES MORGAN B	14,592.29	17
CICCARELLO DEL GUIDICE & LAFON	14,414.79	11
SAVILLE ROYCE B	14,263.10	52
SHUCK LE ANN A	13,958.32	58
TOLER JESSICA L	13,539.98	4
REEDER & DUNHAM PLLC	13,425.83	37
GIATRAS LAW FIRM PLLC	13,387.20	37
CLYBURN BRENT A	13,362.32	30
MICHAEL NELSON M LC	13,296.57	29
MONTORO HARRY P LAW OFFICE OF PLLC	13,270.58	46
BLEDSON CHRISTOPHER B	13,127.50	6
BAILESS TODD S	13,123.08	27
WILLIS & CHATTIN	12,953.05	24
POWELL JAMES M ESTATE OF	12,895.50	5
SPILMAN THOMAS & BATTLE PLLC	12,847.65	2
MARTINO GARY J	12,703.50	31

**WEST VIRGINIA PUBLIC DEFENDER SERVICES
 APPOINTED COUNSEL FEES & EXPENSES PAID
 FISCAL YEAR 2008
 DESCENDING ORDER BY TOTAL \$
 Appointed Counsel and Service Providers Separate**

PAYEE	VOUCHER TOTAL	# OF CLAIMS
SIMMONS EUGENE M	12,681.22	21
RUDDLE CARRIE	12,582.17	15
FIELDS DAN R	12,578.51	50
WATERS WARNER & HARRIS	12,444.33	18
GOSSETT RANDY D	12,425.73	12
STOLLINGS HARLEY E	12,316.18	18
POE THELMA E	12,024.48	21
ARTIS ROSLYN C	12,014.50	9
MICHELS GARY L II	11,888.60	14
BUCY WINIFRED L	11,716.50	4
RUNDLE JULIET WALKER	11,532.84	34
BOOMER JAMES FRANKLIN	11,530.51	8
KLATT W HOWARD	11,519.02	10
MOORE ANNE E	11,506.50	10
FORBES WILLIAM J	11,482.42	26
THOMAS SHANNON R	11,378.26	15
WINTER KURT J	11,336.96	32
SHARLEY MICHAEL J	11,038.60	21
DEMOSS DAVID B	11,000.42	23
SISCO EUGENE JR	10,866.50	43
KLIE ERIKA H	10,770.93	16
HOLROYD FRED F III	10,685.34	32
BIBB & MCCULLOCH PLLC	10,655.50	30
BUCK DALE LAW OFFICE OF PLLC	10,608.85	28
LEROSE ANTHONY	10,540.02	15
JACKSON KELLY PLLC	10,492.96	2
MENDELSON ANDREW	10,417.19	22
LUSK KYLE G	10,392.13	5
SMITH CLINTON W	10,352.50	24
SMITH LILLY & BALL PLLC	10,260.35	17
STONE ROBERT C JR	10,170.70	2
WHITT MICHAEL R	10,003.80	4
ROSE JOAN A	9,969.41	6
SCOTT CINDY S	9,809.60	13
MORGAN EDWARD WARD	9,710.85	13
WALKER LELA	9,664.12	37
BEVERIDGE BRENT E	9,642.33	33
SALMONS RONALD G ATTORNEY AT LAW PLLC	9,640.43	21
KEATON CHRISTOPHER K	9,496.43	13
PIERSON STEFANI A	9,439.70	5
RAY WINTON & KELLEY PLLC	9,232.30	22
SPURLOCK JAMES E	9,203.76	8
BARKER SHARON K	9,130.43	7

**WEST VIRGINIA PUBLIC DEFENDER SERVICES
 APPOINTED COUNSEL FEES & EXPENSES PAID
 FISCAL YEAR 2008
 DESCENDING ORDER BY TOTAL \$
 Appointed Counsel and Service Providers Separate**

PAYEE	VOUCHER TOTAL	# OF CLAIMS
SMITH GREG K	8,965.00	7
DAVIS R STEPHEN	8,891.00	9
LANE PAUL E	8,771.58	20
LEWIS HIRAM C IV	8,763.40	13
ANDERSON CHARLES E	8,643.05	21
JONES GREGORY K	8,576.26	12
GALL D CONRAD	8,525.04	24
KEENAN & ASSOCIATES LC	8,492.28	15
WEBER & WEBER	8,437.30	18
WHITE ANGELA M	8,361.78	26
MULDOON JAMES A	8,315.22	17
PENNINGTON DEANNA L	8,266.87	10
SEE & SEE	8,259.69	9
TWYMAN TODD A ESTATE OF	8,097.27	11
MCMILLIAN MARK ATTORNEY AT LAW LC	8,075.30	1
LOUDERBACK ROBIN R	8,038.72	10
ATKINS LAW OFFICE LC	8,007.02	19
PRESERVATI LAW OFFICES PLLC	7,983.70	7
ANDERSON DAVID M	7,975.77	17
NOVOBILSKI JEROME R	7,917.29	19
FORMAN & HUBER LC	7,839.78	8
RILEY V ALAN	7,823.29	6
REDDING ROBERT S	7,768.04	6
HEDGES JONES WHITTIER & HEDGES	7,727.55	15
EKENASI GEOFFREY I	7,674.50	6
ADAMS FISHER & CHAPPELL PLLC	7,422.45	2
UNDERWOOD LAW OFFICES INC	7,116.12	3
JONES BENNY G	7,064.50	14
WOLFE DORWIN J LC INC	7,054.73	7
CURNUTTE SCOTT A	7,021.59	16
KIGER TIMOTHY R	7,000.76	1
GIANOLA BARNUM WIGAL & LONDON LC	6,966.93	6
BUTLER JOHN M	6,954.00	8
ELSWICK SCOTT E LAW OFFICE OF LC	6,861.86	19
BEAN & BEAN	6,738.12	14
VIA PATRICK I	6,711.59	1
LUTTRELL CHRISTOPHER C	6,624.08	4
WOOD JENNA PERKINS	6,613.94	2
CARRICO LAW OFFICES LC	6,606.53	5
HERNDON MORTON HERNDON & YAEGER	6,572.50	4
VAN BIBBER G WAYNE	6,539.92	16
SIMMS MICHAEL	6,469.29	12
WOOTON LAW FIRM	6,428.89	11

**WEST VIRGINIA PUBLIC DEFENDER SERVICES
 APPOINTED COUNSEL FEES & EXPENSES PAID
 FISCAL YEAR 2008
 DESCENDING ORDER BY TOTAL \$
 Appointed Counsel and Service Providers Separate**

PAYEE	VOUCHER TOTAL	# OF CLAIMS
HAMILTON NEAL J	6,428.32	17
CASSIDY MYERS COGAN & VOEGELIN LC	6,315.50	5
GAUDIO ROBERT J	6,292.03	15
GRUBB JASON R	6,187.78	11
BOUCHILLON CROSSAN & COLBURN LC	6,185.47	3
BURTON DEANDRA	6,177.68	8
SPARACINO ANTHONY J JR	6,148.50	2
FRAGILE PAT C	6,083.47	8
SMITH COURTLANDT	6,050.65	12
WHITE J CHRISTOPHER & ASSOCIATES PLLC	6,043.50	19
RUMORA RONALD J	5,999.00	18
MORAN CATHERINE JANE	5,931.50	13
WRIGHT DAYA MASADA	5,800.37	1
WHITE BRUCE M LAW OFFICE LC	5,784.48	15
REED KIMBLE PLLC	5,746.86	17
KOHOUT EDWARD R	5,669.59	9
HALL KAREN L	5,635.50	44
LANHAM JOHN S	5,580.89	10
KAUFMAN & BOWEN PLLC	5,537.59	8
BALLARD ANN L	5,530.17	13
MUSGRAVE RAYMOND G	5,490.64	13
CLARK JACKIE E II	5,446.02	8
MCINTYRE RHONDA M	5,412.68	9
KROGER THOMAS W	5,345.50	50
BISCHOFF DONALD K	5,187.56	18
HENDRICKSON & LONG PLLC	5,183.29	2
ATHEY JOHN D	5,177.15	19
STAPLETON LAW OFFICES LC	5,171.42	2
WILSON SEAN	5,033.30	4
RYAN WILLIAM D	5,012.88	8
LORD LAW FIRM PLLC	4,926.50	6
METZ TAMARA J	4,890.47	3
ADAMS JOSEPH FRANKLIN	4,765.50	21
CLAY PAUL O JR	4,737.00	9
BOOTEN RALPH LEE II	4,728.50	3
OBRIEN THERESE M	4,697.90	7
MALOY MARY RICH	4,694.48	8
BOGARAD SHARON N	4,638.62	3
HATFIELD MCGINNIS E	4,628.61	4
CASTO & CASTO LC	4,570.80	4
SMITH PRICE PANGBURN	4,500.00	1
MURPHY KATHLEEN B	4,498.79	4
RICHARDSON & DAVIS	4,489.53	5

**WEST VIRGINIA PUBLIC DEFENDER SERVICES
 APPOINTED COUNSEL FEES & EXPENSES PAID
 FISCAL YEAR 2008
 DESCENDING ORDER BY TOTAL \$
 Appointed Counsel and Service Providers Separate**

PAYEE	VOUCHER TOTAL	# OF CLAIMS
TRIPLETT & TRIPLETT LC	4,479.00	10
DEVALL OLIVIA S HARRIS	4,476.94	7
DELONG STACY LYNN	4,451.01	4
CABANISS MARK	4,338.90	3
CHITTUM KENNETH E	4,320.02	6
VANMETER LERA K	4,260.54	4
VIEWEG GEORGE B III	4,243.00	5
FUDA THOMAS L	4,228.39	5
JACKSON LORI BETLER	4,223.03	3
MANI ELLIS & LAYNE PLLC	4,204.98	17
CILIBERTI LAW OFFICE PLLC	4,178.10	9
CLINE-GENTILE DELLA	4,177.50	5
THOMPSON LOUDOUN L	4,151.95	13
LOVEJOY R RAY II	4,126.26	6
ROBINSON & MCELWEE	4,033.98	10
KERNS TIMOTHY J	4,008.00	7
CAMPBELL GREGORY J	3,933.75	1
JENKINS JOSEPH L	3,930.54	4
KATZ KANTOR & PERKINS	3,886.26	3
HARRIS CHRISTIAN R	3,802.50	4
LOSCH & MCCOURT PLLC	3,793.50	4
HARRIS & HOLMES LAW OFFICE PLLC	3,721.44	5
WEST CHARLES STANFORD	3,631.50	1
BAGBY STEVE	3,599.10	3
KIRKPATRICK DAVID A	3,556.22	7
SCHILLACE GREGORY H	3,534.60	9
GALFORD RANDALL W	3,481.10	11
DEMPSTER BRIAN C	3,438.68	7
WEBB EUGENE E III	3,437.50	6
SKEEN KENNAD L	3,350.50	2
HENRY REGINALD D	3,343.00	5
FARBER MICHAEL C	3,327.84	2
HALLINAN JACQUELINE A	3,288.40	7
LA NEVE TODD F	3,264.77	2
WHITE THOMAS E	3,183.00	5
KOSTENKO KRIS	3,170.00	5
ROMANO MICHAEL J ATTY AT LAW	3,169.93	4
BAILEY & WYANT PLLC	3,056.58	2
CZARNIK R THOMAS	3,055.87	4
FLAHERTY SENSABAUGH & BONASSO PLLC	3,038.42	1
BODEN NEIL V	2,971.88	5
HOOVER RANDY D	2,970.00	12
SOLOMON MICHAEL L	2,963.60	1

**WEST VIRGINIA PUBLIC DEFENDER SERVICES
 APPOINTED COUNSEL FEES & EXPENSES PAID
 FISCAL YEAR 2008
 DESCENDING ORDER BY TOTAL \$
 Appointed Counsel and Service Providers Separate**

PAYEE	VOUCHER TOTAL	# OF CLAIMS
HENDRICKS PETER A	2,916.36	5
POOL DELBY B	2,871.30	4
RYMER GARY L	2,843.67	3
RANDOLPH D KEITH LAW OFFICE PLLC	2,813.06	6
DOOLEY KATHERINE L	2,791.40	9
LAWSON PATRICIA J	2,774.70	9
ZERBE CARTER	2,743.73	10
MILLS & WAGNER PLLC	2,714.50	1
WOLFE HAROLD B III	2,712.30	1
LAZENBY K BRUCE	2,691.14	8
CAMPBELL ROBERT D	2,660.00	4
MCFADDEN JEROME J	2,622.41	1
KAY CASTO & CHANEY	2,590.00	1
MORTON BELINDA S	2,587.50	1
MCLAUGHLIN & CARPENTER PLLC	2,536.63	8
STOVER WILLIAM D	2,490.50	5
MICHAEL GREGORY G	2,452.92	4
MAIER ANDREW CARL	2,335.50	4
BRYAN CARSON N	2,333.60	8
CARLTON ROBERT H	2,307.50	1
MITCHELL JOHN R LC	2,289.00	4
COOK & COOK	2,240.00	4
ELSWICK & RICHARDSON PLLC	2,212.50	1
CAREY SCOTT & DOUGLAS PLLC	2,161.15	2
MATKO EDMUND	2,135.50	4
BLICKENSTAFF BRIAN R	2,095.44	14
ROMAIN JULIE GOWER	2,059.50	15
BAILEY REGGIE R	2,057.50	2
WALLACE LAW OFFICES LC INC	2,052.75	4
BIGELOW BRIAN ELLIOTT	2,030.50	5
PATTERSON THOMAS K	1,977.00	6
DOSS MICHAEL C	1,852.25	2
SPURLOCK & BRAGG PLLC	1,825.74	1
DORSEY L RICHARD II	1,823.84	4
HARTLEY & OBRIEN PLLC	1,804.50	1
GOLDEN ELLEN FRANCES	1,788.74	3
SUPPLE JOE M	1,757.64	8
NICHOLS & SKINNER LC	1,744.00	2
GRIFFITH TRAVIS ALLEN	1,702.15	4
GERBER JAY	1,690.69	4
FRIEND & ROZAS LLC	1,561.00	4
YACKEL RAYMOND H	1,538.00	3
HAZARD SPRAGUE W LAW OFFICE OF LC	1,536.60	9

**WEST VIRGINIA PUBLIC DEFENDER SERVICES
 APPOINTED COUNSEL FEES & EXPENSES PAID
 FISCAL YEAR 2008
 DESCENDING ORDER BY TOTAL \$
 Appointed Counsel and Service Providers Separate**

PAYEE	VOUCHER TOTAL	# OF CLAIMS
WILEY STEVEN B	1,526.10	12
HATFIELD HARRY M	1,519.79	1
VAUGHAN F MALCOLM PLLC	1,504.00	4
CRICHIGNO FABIO	1,487.30	2
CAUDILL SCOTT	1,436.65	5
COOPER & PRESTON PLLC	1,432.08	6
GIGGENBACH MELISSA J	1,392.24	1
COLVIN NICHOLAS FORREST	1,384.12	1
FIELDS & BOGGS PLLC	1,380.95	1
STEPHENS JENNIFER L	1,347.75	2
ROSENLIB DUANE C JR	1,324.00	1
CASEY JAMES M	1,298.20	2
PIERSOL KRISTA L	1,266.50	4
ALBERTY MICHAEL C	1,257.50	1
BIBB EDGAR E III	1,222.00	2
WELLS BRIAN WAYNE	1,151.50	1
STAREK NOELLE A	1,141.90	1
PAULEY CURRY STURGEON & VANDERFORD	1,131.17	1
MCDERMOTT & BONENBERGER PLLC	1,105.54	2
ANGOTTI & STRAFACE LC	1,084.50	7
ECKERT SEAMANS CHERIN & MELLOTT LLC	1,069.50	1
BLACKBURN GREGORY A PSC	1,052.50	1
ABRAMS & BYRON	1,027.42	1
HILL JOHNSON KAREN L	990.50	10
RONCAGLIONE CARL J JR	889.13	4
KIGER WILLIAM E	852.50	1
ROSS THOMAS R II	839.58	4
BAYLISS & PHALEN PLLC	820.82	1
ANDERSON BRIDI STANSBURY & ASSOCIATES LC	813.00	1
VITAL ROBERT E LC	804.38	1
PROSERVICIO INC	800.00	4
KERR LISA M	790.88	5
DUNLAP ROBERT	786.46	6
MARTIN RACHEL A	675.33	1
FOOSE CHARLENE M	639.78	4
BURTON KILGORE & LAZENBY PLLC	630.95	3
MINTZER SAROWITZ ZERIS LEDVA & MYERS LLP	628.50	2
ANDERSON PATRICK B	601.00	1
HUNTER J BURTON III	541.69	1
ZIEGLER & ZIEGLER LC	538.50	5
SIMMS ALLAN H	529.16	1
SUTTER JOHN E	468.27	1
SMITH CHARLES W	434.00	1

**WEST VIRGINIA PUBLIC DEFENDER SERVICES
 APPOINTED COUNSEL FEES & EXPENSES PAID
 FISCAL YEAR 2008
 DESCENDING ORDER BY TOTAL \$
 Appointed Counsel and Service Providers Separate**

PAYEE	VOUCHER TOTAL	# OF CLAIMS
EVERETT MARK	427.61	1
DESBROW SANDRA M	395.11	1
GRUBB DAVID L	383.00	1
FORDHAM GEORGE F JR	379.34	2
BRYAN JOHN H	368.00	1
ROLLINS C MATT	344.74	1
MURPHY GLEN A	336.23	2
CLIFFORD MICHAEL T	288.50	2
STACY MELISSA K	274.24	1
ESTEP & SHAFFER LC	272.00	1
SPANOVICH DANIEL L	222.50	1
SKAGGS NANCY S	209.70	1
ELMORE & ELMORE	180.00	1
SPAULDING BERNARD L	146.03	1
YOUNG MORGAN & CANN	141.00	1
COTTRELL PATRICK L	124.09	1
FORD LAW FIRM	73.50	1
APPOINTED COUNSEL TOTAL	21,433,963.97	28,685
TRI-S INVESTIGATIONS INC	240,306.80	560
VAUGHAN BRADFORD A	84,043.81	150
DEAK DAVID S	62,131.22	116
MOUNTS MICHAEL E	62,055.49	59
FORENSIC PSYCHOLOGY CENTER INC	55,279.25	21
WEST VIRGINIA UNIVERSITY MEDICAL CORPORATION	50,386.00	33
FORENSIC PSYCHIATRY PLLC	34,750.00	26
WOODS FRED B	31,594.19	39
ARCCA INC	24,810.10	1
JAMES DANIEL R	23,424.02	2
RATLIFF DEBRA LYNN	23,390.69	31
WYATT WILLIAM J	22,833.14	9
KRADEL PAUL F	22,750.00	4
ORCHID CELLMARK INC	20,910.00	2
WHITE ROBERT S	19,725.00	7
CLAY ROBERT L	18,057.43	5
CLAYMAN & ASSOCIATES PLLC	17,532.50	7
RICHARDSON DON R ASSOCIATES INC	15,500.00	2
BECKETT HERMAN H	14,853.00	9
MILLER KENNETH L	13,658.67	27
COFFINDAFFER LARRY K	13,036.80	1
KRIEG FRED JAY PHD & ASSOCIATES PLLC	12,750.00	6
STEWART ROBERT D	12,290.00	37
BROWN V J	11,895.34	1

**WEST VIRGINIA PUBLIC DEFENDER SERVICES
 APPOINTED COUNSEL FEES & EXPENSES PAID
 FISCAL YEAR 2008
 DESCENDING ORDER BY TOTAL \$
 Appointed Counsel and Service Providers Separate**

PAYEE	VOUCHER TOTAL	# OF CLAIMS
GENETIC TECHNOLOGIES INC	11,006.10	1
NOVELLO JOSEPH R	10,706.25	3
SPITZ DANIEL J	10,417.00	1
HENDERSHOT DEBRA A	10,370.51	18
MCGINLEY PATRICK J ASSOCIATES INC	10,257.50	4
BRAMBLE CHARLES E III	10,151.14	3
COOPER GARY L	10,093.32	15
SAAR TIMOTHY	9,580.84	4
CAMERON PAUL	8,928.30	1
PSYCHOLOGICAL CONSULTING INC	8,225.00	12
COMMONWEALTH PSYCHOLOGICAL ASSOCIATES PLC	8,070.00	4
EASTERN PSYCHOLOGICAL SERVICES INC	7,973.75	10
PAINTER & ASSOCIATES LLC	7,622.01	13
GIETZEN GENE N	7,413.32	4
PRIMARY PSYCHOLOGICAL CARE PLLC	7,375.00	4
SHAPIRO RAYMOND M	7,325.00	13
COOK INVESTIGATION SERVICE INC	6,869.48	3
NELSON WAYNE F JR	6,590.98	9
DAMM JOHN EDWARD ED	6,550.00	2
HELTON INVESTIGATIONS INC	6,455.50	6
ARDEN FORENSICS PC	6,350.30	1
HAMNER PSYCHOLOGICAL SERVICES	6,330.00	4
PETERS LARRY A INC	5,981.24	8
JAMES RICHARD L	5,893.17	13
REDMOND LARRY WAYNE	5,724.66	11
FREMOUW WILLIAM J	5,675.00	6
FULERO SOLOMON M PHD JD	5,546.85	2
PROCESS STRATEGIES	5,168.25	3
CAPITOL CITY INVESTIGATIONS INC	5,150.09	6
SLAYDEN CATHERINE A	5,137.85	15
RATLIFF DOUGLAS M	4,990.12	6
LAW-SCIENCE TECHNOLOGIES INC	4,910.47	3
CRACKLEBERRY GROUP INC	4,889.77	1
ZIEGLER LARRY F	4,433.33	2
KENNEDY CHANIN L	4,200.00	4
GALAZNIK JOHN GILBERT	3,745.91	1
MEDLEY KAREN A	3,739.50	1
BOOKER PATRICIA H	3,720.24	11
KEY TRANSCRIPTS INC	3,707.44	8
TORSNEY JACK R JR	3,700.00	4
INVESTIGATION DIVISION INC	3,680.19	5
EAKIN DONALD E JR	3,650.00	3
PSYCHCONSULTMD PLLC	3,625.00	2

**WEST VIRGINIA PUBLIC DEFENDER SERVICES
 APPOINTED COUNSEL FEES & EXPENSES PAID
 FISCAL YEAR 2008
 DESCENDING ORDER BY TOTAL \$
 Appointed Counsel and Service Providers Separate**

PAYEE	VOUCHER TOTAL	# OF CLAIMS
JIVIDEN DAVID A	3,500.00	1
INTEGRITY INVESTIGATIONS LLC	3,466.26	1
GLANDEN NATHAN	3,450.73	7
SARGENTS COURT REPORTING SERVICE INC	3,395.95	1
WHITT DAYTON B	3,253.50	1
IVAUN BARBARA A	3,228.83	4
CYRIL H WECHT & PATHOLOGY ASSOCIATES INC	3,000.00	1
HILLCREST BEHAVIORAL HEALTH SERVICES	3,000.00	2
WALLACE KENNETH L	2,971.17	1
TRAINOR GREGORY E	2,968.75	2
EXPERTWITNESS COM	2,955.00	1
SMITH DENNY & ALASTANOS LLC	2,881.80	1
EXECUTIVE PROTECTIVE SERVICE CORP	2,846.00	2
DNA LABS INTERNATIONAL	2,625.00	1
NORRIS CHRISTOPHER S PHD	2,400.00	1
MURPHY JANET	2,380.75	6
TERANGO INVESTIGATIONS INC	2,301.93	2
HUGHEY JEWELL R	2,278.00	3
NOCIVELLI ROBERT A	2,237.44	1
LANE DANNY INC	2,042.81	2
VANDERBILT UNIV MEDICAL CTR	2,016.00	1
VERIFY INC	2,010.60	2
ROEBUCK JESSICA MARIE	1,950.00	1
PARSONS-HARTMAN ANITA	1,800.00	1
YOST TINA MARIE	1,800.00	2
THOMAS CARL E PHD	1,773.95	1
HARDING J MICHAEL	1,740.00	1
WRIGHT LACY W JR	1,740.00	1
PEARSE RONALD D ED D	1,700.00	4
SADLER CHARLES A	1,698.12	1
KING-GREYARD KAREN D	1,697.85	1
HODGES & RIFFLE PLLC	1,660.82	1
HERRON-RICE TRACY P	1,616.55	6
KELLEY SHAMELLE D	1,601.60	1
FERDA BRIAN T	1,600.00	3
PITROLO JOSEPH E	1,600.00	1
LENFEST CO ELKINS FAMILY COUNSELING CTR	1,587.04	1
BLAKE KENNETH W	1,579.48	2
DNA DIAGNOSTICS CENTER	1,540.00	1
GAGNON MARY J	1,498.60	4
CROUCH DENNIS J	1,498.50	2
BROWN DARREN	1,492.75	1
MACDONALD ROBERT J AGENCY INC	1,488.58	5

**WEST VIRGINIA PUBLIC DEFENDER SERVICES
 APPOINTED COUNSEL FEES & EXPENSES PAID
 FISCAL YEAR 2008
 DESCENDING ORDER BY TOTAL \$
 Appointed Counsel and Service Providers Separate**

PAYEE	VOUCHER TOTAL	# OF CLAIMS
WOLFE HAROLD B	1,486.30	2
BUZZO BILL J JR	1,463.80	2
VESEL FRANK J	1,424.35	4
ALLEGHENY CONSULTANT SERVICES INC	1,408.77	2
CASDORPH MARK N	1,400.00	1
KESSIS THEODORE D	1,350.00	1
FORESTER MICHELLE	1,321.70	3
WESTERN STATE HOSPITAL	1,263.53	1
BAKER LYNDE G	1,263.27	4
BROWN PEGGY S	1,240.20	3
WOLFE GARY J	1,227.80	3
MUIR ROBIN F PHD	1,218.75	3
JOHNSON ROY L	1,165.00	2
MCDONALD PATRICIA A	1,151.15	4
VANHORN & VANHORN INC	1,114.21	1
IVIZE LLC	1,106.90	1
EQUALIZER RESEARCH SERVICES	1,050.00	1
MOUNTAIN STATE PSYCHOLOGICAL SERVICES PLLC	1,050.00	2
BEHAVIORAL SCIENCE ASSOCIATES INC	1,034.50	1
CASTO INVESTIGATIONS INC	1,032.77	1
KOCHER HOLLY A	1,030.50	4
ANDERSON SHEILA	1,007.74	1
ROSENBERG LAWRENCE	1,000.00	1
THE ADVOCACY GROUP - TAG	971.17	1
RIGSBY MICHAEL E	958.56	3
MORENO KENT N	934.00	1
COPS INC	900.00	2
PRESTERA CENTER	900.00	1
FROST JAMES L MD	875.00	1
STEVENS DONALD R	840.00	1
STREET SANDRA	814.00	1
HALL JEANNE S	796.95	2
LEISURE TINA M	775.00	2
HALL LAURA ANNE	751.85	1
MANSUETTO - COVILLE PSYCHOLOGICAL SERVICES	750.00	1
HARRIS REBECCA R	722.25	2
CROSSFIRE INVESTIGATION & SECURITY LLC	682.88	1
MORGANTOWN PASTORAL COUNSELING CENTER INC	675.00	1
LEVIN MARTIN	650.00	1
C & M INVESTIGATIONS	636.91	1
PSYCH SERVICES OF ROANE CO INC	600.00	1
HEALTHPORT TECHNOLOGIES LLC	588.09	2
KARR DAVID R SR	546.70	1

**WEST VIRGINIA PUBLIC DEFENDER SERVICES
 APPOINTED COUNSEL FEES & EXPENSES PAID
 FISCAL YEAR 2008
 DESCENDING ORDER BY TOTAL \$
 Appointed Counsel and Service Providers Separate**

PAYEE	VOUCHER TOTAL	# OF CLAIMS
SCHEPLENG JAMES L	535.88	1
ARMISTEAD GINNY L	532.05	1
JOHNSON JOHNNIE C JR	529.69	1
RAMIREZ SANDRA M	528.00	1
BETLER JO ANN	506.75	1
MARTIN ROBERT G	500.00	1
PHILLIPS JOAN M	500.00	1
SHENANDOAH VALLEY MEDICAL SYS INC	500.00	1
COOKE CONNIE L	457.85	2
ELKIN KAREN	454.30	1
WILLIAM BREZINSKI LLC	450.00	1
A-TEAM INVESTIGATIONS INC	441.10	1
GREENE JUDITH A	408.10	1
NOCE-REEDY TERESA L	391.50	1
APPALACHIAN COMMUNITY HEALTH CENTER	376.32	1
SOLUTIONS OUTPATIENT SERVICES INC	375.00	1
BROWNING MICHELLE L	372.37	1
DONATHAN P TWYLA	365.75	1
GRAY RONALD T	353.85	1
HUCKABEE DEREK C	347.80	1
GAUJOT-TURNER CLAUDETTE M	342.65	1
INVESTIGATIVE ASSOCIATES INC	330.00	1
PARK VALLEY BEHAVIORAL HEALTH CARE	330.00	1
LUNSFORD WILLIAM G	300.00	1
MARSHALL MICHAEL J	300.00	1
GLASS HENRY R III	292.50	1
PRESIDENTIAL INVESTIGATIONS & BAIL BONDING	268.80	1
EADES EVONNE RENEE	254.10	1
AWAD EHAB A	250.00	1
CHARIS INSTITUTE FOR PSYCHOLOGICAL & FAMILY	250.00	1
MILLER LILLIAN J	232.18	1
CANNIZZARO CLARE E	188.60	1
BURGESS IMOJEAN M	177.10	1
YOUNG SHERI K	134.75	1
FISH REPORTING SERVICES	130.75	1
POTOMAC HIGHLANDS MENTAL HEALTH GUILD INC	120.00	1
BLANKENSHIP D SHANNON	92.40	1
SERVICE PROVIDER TOTAL	1,341,867.93	1,603
GRAND TOTAL	22,775,831.90	30,288

**WEST VIRGINIA PUBLIC DEFENDER SERVICES
 APPOINTED COUNSEL FEES & EXPENSES PAID
 FISCAL YEAR 2008
 ALPHABETICAL ORDER**

PAYEE	VOUCHER TOTAL	# OF CLAIMS
A		
ABRAMS & BYRON	1,027.42	1
ADAMS FISHER & CHAPPELL PLLC	7,422.45	2
ADAMS JOSEPH FRANKLIN	4,765.50	21
ALBERTY MICHAEL C	1,257.50	1
ALBRIGHT JOSEPH P JR	26,744.70	75
ALLEGHENY CONSULTANT SERVICES INC	1,408.77	2
ANDERSON BRIDI STANSBURY & ASSOCIATES LC	813.00	1
ANDERSON CHARLES E	8,643.05	21
ANDERSON DAVID M	7,975.77	17
ANDERSON PATRICK B	601.00	1
ANDERSON SHEILA	1,007.74	1
ANGOTTI & STRAFACE LC	1,084.50	7
APPALACHIAN COMMUNITY HEALTH CENTER	376.32	1
ARBUCKLE DOUGLAS H	65,480.37	51
ARCCA INC	24,810.10	1
ARDEN FORENSICS PC	6,350.30	1
ARMISTEAD GINNY L	532.05	1
ARNOLD CESARE BAILEY PLLC	36,027.79	51
ARTIS ROSLYN C	12,014.50	9
ASHLEY ANITA HAROLD	41,891.70	152
A-TEAM INVESTIGATIONS INC	441.10	1
ATHEY JOHN D	5,177.15	19
ATKINS JAMES B	35,166.86	40
ATKINS LAW OFFICE LC	8,007.02	19
AUCREMANNE JOSEPH	18,275.39	4
AVIS WITTEN & WANDLING LC	101,942.94	248
AWAD EHAB A	250.00	1
B		
BAGBY STEVE	3,599.10	3
BAILESS TODD S	13,123.08	27
BAILEY & HOWARD PLLC	16,956.23	25
BAILEY & WYANT PLLC	3,056.58	2
BAILEY BRIAN W	75,531.80	60
BAILEY CHRISTINA M	14,980.15	24
BAILEY DENNIS R	27,894.77	48
BAILEY REGGIE R	2,057.50	2
BAILEY STULTZ OLDAKER & GREENE PLLC	36,593.15	48
BAKER LYNDE G	1,263.27	4
BALLARD ANN L	5,530.17	13
BALLARD KENNETH D	75,599.00	48
BARKER SHARON K	9,130.43	7

**WEST VIRGINIA PUBLIC DEFENDER SERVICES
 APPOINTED COUNSEL FEES & EXPENSES PAID
 FISCAL YEAR 2008
 ALPHABETICAL ORDER**

PAYEE	VOUCHER TOTAL	# OF CLAIMS
B CONTINUED		
BARNABEI DAVID A	74,541.99	66
BARNETT KENNETH J PC	24,007.01	22
BARR JACK C	57,124.13	210
BARRAT ROBERT E	69,090.63	144
BARRY CHAD D LC	157,088.62	295
BAYLISS & PHALEN PLLC	820.82	1
BAYLISS SHAWN D	85,183.13	102
BEAN & BEAN	6,738.12	14
BECKETT HERMAN H	14,853.00	9
BEHAVIORAL SCIENCE ASSOCIATES INC	1,034.50	1
BELLOMY & TURNER LC	158,526.04	285
BENFORD LEE F II	16,000.55	6
BETLER JO ANN	506.75	1
BEVERIDGE BRENT E	9,642.33	33
BIBB & MCCULLOCH PLLC	10,655.50	30
BIBB EDGAR E III	1,222.00	2
BIDDLE JACQUELYN STOUT	49,668.54	22
BIGELOW BRIAN ELLIOTT	2,030.50	5
BISCHOFF DONALD K	5,187.56	18
BLACKBURN GREGORY A PSC	1,052.50	1
BLAIR GERALD E JR	51,769.54	108
BLAKE KENNETH W	1,579.48	2
BLANKENSHIP D SHANNON	92.40	1
BLEDSON CHRISTOPHER B	13,127.50	6
BLICKENSTAFF BRIAN R	2,095.44	14
BLIZZARD GEORGE DANIEL II PLLC	15,885.61	14
BLYLER HOWARD J	24,111.17	72
BODEN NEIL V	2,971.88	5
BOGARAD SHARON N	4,638.62	3
BONINSEGNA SANTE JR	90,131.59	109
BOOKER PATRICIA H	3,720.24	11
BOOMER JAMES FRANKLIN	11,530.51	8
BOOTEN RALPH LEE II	4,728.50	3
BOTTNER KIRK H LAW OFFICE PLLC	57,630.39	39
BOUCHILLON CROSSAN & COLBURN LC	6,185.47	3
BOWERS JEFFREY S	26,059.83	20
BOWLES RICE MCDAVID GRAFF & LOVE	16,806.13	20
BRADLEY JAMES M JR	33,450.89	42
BRAGG STEVEN M	17,685.08	30
BRAGGSALMONS PLLC	19,494.19	54
BRAMBLE CHARLES E III	10,151.14	3
BRECKINRIDGE DAVIS SPROLES & CHAPMAN PLLC	24,680.91	32
BREECE SUSAN PLLC	41,020.31	34

**WEST VIRGINIA PUBLIC DEFENDER SERVICES
 APPOINTED COUNSEL FEES & EXPENSES PAID
 FISCAL YEAR 2008
 ALPHABETICAL ORDER**

PAYEE	VOUCHER TOTAL	# OF CLAIMS
B CONTINUED		
BREWER & GIGGENBACH PLLC	33,153.49	23
BRISCOE L SCOTT	89,978.49	76
BROWN & LEVICOFF	59,857.88	163
BROWN DARREN	1,492.75	1
BROWN PEGGY S	1,240.20	3
BROWN V J	11,895.34	1
BROWNING MICHELLE L	372.37	1
BRYAN CARSON N	2,333.60	8
BRYAN JOHN H	368.00	1
BRYANT CARL P	102,596.00	204
BUCK DALE LAW OFFICE OF PLLC	10,608.85	28
BUCY WINIFRED L	11,716.50	4
BULLMAN & BULLMAN	73,835.55	109
BURDETTE KRISTINE ADELE	27,260.97	79
BURGESS IMOJEAN M	177.10	1
BURTON DEANDRA	6,177.68	8
BURTON KILGORE & LAZENBY PLLC	630.95	3
BUSCH ZURBUCH & THOMPSON PLLC	18,553.69	13
BUTLER JOHN M	6,954.00	8
BUZZO BILL J JR	1,463.80	2
BYRNE HEDGES & LYONS	26,524.41	22
C		
C & M INVESTIGATIONS	636.91	1
CABANISS MARK	4,338.90	3
CALLAGHAN & CALLAGHAN PLLC	63,766.96	61
CAMERON PAUL	8,928.30	1
CAMPBELL GREGORY J	3,933.75	1
CAMPBELL ROBERT D	2,660.00	4
CANNIZZARO CLARE E	188.60	1
CAPITOL CITY INVESTIGATIONS INC	5,150.09	6
CARBONE & BLAYDES PLLC	47,323.95	99
CAREY SCOTT & DOUGLAS PLLC	2,161.15	2
CARL KEATON & FRAZER PLLC	37,723.00	80
CARLTON ROBERT H	2,307.50	1
CARR LAW OFFICES PLLC	95,485.84	195
CARRICO LAW OFFICES LC	6,606.53	5
CARROLL GALE E	16,760.54	9
CASDORPH MARK N	1,400.00	1
CASEY JAMES M	1,298.20	2
CASSIDY MYERS COGAN & VOEGELIN LC	6,315.50	5
CASTEEL & POLING PLLC	315,790.37	292
CASTO & CASTO LC	4,570.80	4

**WEST VIRGINIA PUBLIC DEFENDER SERVICES
 APPOINTED COUNSEL FEES & EXPENSES PAID
 FISCAL YEAR 2008
 ALPHABETICAL ORDER**

PAYEE	VOUCHER TOTAL	# OF CLAIMS
C CONTINUED		
CASTO INVESTIGATIONS INC	1,032.77	1
CAUDILL SCOTT	1,436.65	5
CHARIS INSTITUTE FOR PSYCHOLOGICAL & FAMILY	250.00	1
CHASE JOHN K IV	49,246.89	60
CHILDLAW SERVICES INC	120,709.88	91
CHITTUM KENNETH E	4,320.02	6
CHRIST KATRINA M LAW FIRM LC	26,081.80	42
CICCARELLO DEL GUIDICE & LAFON	14,414.79	11
CILIBERTI LAW OFFICE PLLC	4,178.10	9
CISCO-STURGELL KATHRYN	99,665.00	99
CLAGETT & TIPTON PLLC	59,518.94	50
CLARK JACKIE E II	5,446.02	8
CLARKE D RANDALL	17,450.00	19
CLAY PAUL O JR	4,737.00	9
CLAY ROBERT L	18,057.43	5
CLAYMAN & ASSOCIATES PLLC	17,532.50	7
CLIFFORD MICHAEL T	288.50	2
CLINE JESSE M	31,412.84	119
CLINE MICHAEL R	45,872.00	106
CLINE-GENTILE DELLA	4,177.50	5
CLYBURN BRENT A	13,362.32	30
COFFINDAFFER LARRY K	13,036.80	1
COLLINS & COURTRIGHT	89,271.42	174
COLVIN NICHOLAS FORREST	1,384.12	1
COMMONWEALTH PSYCHOLOGICAL ASSOCIATES PLC	8,070.00	4
CONAWAY & CONAWAY	27,519.94	63
CONNER APRIL D	108,591.99	139
CONRAD & CONRAD	28,129.46	19
CONWAY LAW OFFICE	115,289.07	245
COOK & COOK	2,240.00	4
COOK INVESTIGATION SERVICE INC	6,869.48	3
COOKE CONNIE L	457.85	2
COOKE MICHAEL P	106,354.12	169
COOPER & PRESTON PLLC	1,432.08	6
COOPER GARY L	10,093.32	15
COPS INC	900.00	2
COREY DANIEL S	101,636.50	111
COTTRELL PATRICK L	124.09	1
COWDEN ALLISON ADYNEIC	53,989.34	23
COX KEITH A	24,176.60	38
CRACKLEBERRY GROUP INC	4,889.77	1
CRAIG A COURTENAY	15,872.35	5
CRICHIGNO FABIO	1,487.30	2

**WEST VIRGINIA PUBLIC DEFENDER SERVICES
 APPOINTED COUNSEL FEES & EXPENSES PAID
 FISCAL YEAR 2008
 ALPHABETICAL ORDER**

PAYEE	VOUCHER TOTAL	# OF CLAIMS
C CONTINUED		
CRISWELL & FRENCH PLLC	20,289.25	8
CROSSFIRE INVESTIGATION & SECURITY LLC	682.88	1
CROUCH DENNIS J	1,498.50	2
CURNUTTE FRANCIS III	38,777.36	37
CURNUTTE SCOTT A	7,021.59	16
CURRY DENNIS H	34,176.00	11
CYRIL H WECHT & PATHOLOGY ASSOCIATES INC	3,000.00	1
CZARNIK R THOMAS	3,055.87	4
D		
DALBY NANCY A ATTY AT LAW PLLC	117,240.56	47
DALTON DEBRA L	17,801.85	57
DALTON MARSHA	78,691.34	112
DAMM JOHN EDWARD ED	6,550.00	2
DARLING KEITH A	28,026.32	27
DAVIS CHRISTOPHER A	30,752.46	11
DAVIS R STEPHEN	8,891.00	9
DEAK DAVID S	62,131.22	116
DEAN CHRISTOPHER LC	18,383.47	31
DEAN WILLIAM P	19,433.65	31
DELONG STACY LYNN	4,451.01	4
DEMOSS DAVID B	11,000.42	23
DEMPSTER BRIAN C	3,438.68	7
DESBROW SANDRA M	395.11	1
DETCHE PAUL S INC	32,774.74	72
DEVALL OLIVIA S HARRIS	4,476.94	7
DILLON WELLS H	136,946.89	191
DNA DIAGNOSTICS CENTER	1,540.00	1
DNA LABS INTERNATIONAL	2,625.00	1
DONATHAN P TWYLA	365.75	1
DOOLEY KATHERINE L	2,791.40	9
DORSEY L RICHARD II	1,823.84	4
DOSS MICHAEL C	1,852.25	2
DOUGLASS ERNEST M	70,197.22	156
DUFFY KEVIN C	100,419.98	67
DUNLAP ROBERT	786.46	6
DUTY WILLIAM H	45,056.50	58
DYER THOMAS G	30,171.41	29
E		
EACHUS MICHAEL N	25,271.59	15
EADES EVONNE RENEE	254.10	1
EAKIN DONALD E JR	3,650.00	3

**WEST VIRGINIA PUBLIC DEFENDER SERVICES
 APPOINTED COUNSEL FEES & EXPENSES PAID
 FISCAL YEAR 2008
 ALPHABETICAL ORDER**

PAYEE	VOUCHER TOTAL	# OF CLAIMS
E CONTINUED		
EASTERN PSYCHOLOGICAL SERVICES INC	7,973.75	10
EBY MICHELLE WIDMER	18,130.20	26
ECKERT SEAMANS CHERIN & MELLOTT LLC	1,069.50	1
EILAND & BENNETT	22,849.15	21
EKENASI GEOFFREY I	7,674.50	6
ELKIN KAREN	454.30	1
ELLEM JOHN N	35,931.75	106
ELMORE & ELMORE	180.00	1
ELSWICK & RICHARDSON PLLC	2,212.50	1
ELSWICK SCOTT E LAW OFFICE OF LC	6,861.86	19
EQUALIZER RESEARCH SERVICES	1,050.00	1
ERHARD CRAIG P	27,645.29	50
ESPOSITO MICHAEL A	41,370.47	87
ESTEP & SHAFFER LC	272.00	1
EURICE MICHAEL J	38,776.68	9
EVANS THOMAS HANNA III	30,206.73	65
EVERETT MARK	427.61	1
EXECUTIVE PROTECTIVE SERVICE CORP	2,846.00	2
EXPERTWITNESS COM	2,955.00	1
F		
FARBER MICHAEL C	3,327.84	2
FARNSWORTH MICHAEL D JR	69,615.64	69
FAST THOMAS K	16,929.61	26
FERDA BRIAN T	1,600.00	3
FERGUSON LISA WEESE	150,946.87	121
FERRIS HOWARD M	89,561.50	205
FERRO & OLEJASZ	35,633.99	12
FIELDS & BOGGS PLLC	1,380.95	1
FIELDS DAN R	12,578.51	50
FILE PAYNE SCHERER & FILE	23,032.98	16
FISH REPORTING SERVICES	130.75	1
FISHER CONSTANCE J	31,300.59	53
FITTRO JONATHAN	66,740.32	56
FITZ STEPHEN S	65,890.58	88
FITZWATER TRAVIS R	27,855.86	41
FLAHERTY SENSABAUGH & BONASSO PLLC	3,038.42	1
FLINCHUM R KEITH	130,036.84	116
FOLICKMAN PAMELA R LAW OFFICE OF	116,537.93	182
FOOSE CHARLENE M	639.78	4
FORBES WILLIAM J	11,482.42	26
FORD LAW FIRM	73.50	1
FORDHAM GEORGE F JR	379.34	2

**WEST VIRGINIA PUBLIC DEFENDER SERVICES
 APPOINTED COUNSEL FEES & EXPENSES PAID
 FISCAL YEAR 2008
 ALPHABETICAL ORDER**

PAYEE	VOUCHER TOTAL	# OF CLAIMS
F CONTINUED		
FORENSIC PSYCHIATRY PLLC	34,750.00	26
FORENSIC PSYCHOLOGY CENTER INC	55,279.25	21
FORESTER MICHELLE	1,321.70	3
FORESTER WILLIAM T	44,633.26	133
FORMAN & HUBER LC	7,839.78	8
FRAGILE PAT C	6,083.47	8
FRANCIS ERIC M	35,209.56	11
FRANKOVITCH ANETAKIS COLANTONIO & SIMON	59,274.28	60
FREEMAN & NIEZGODA PLLC	44,905.70	69
FREMOUW WILLIAM J	5,675.00	6
FRIEND & ROZAS LLC	1,561.00	4
FROST JAMES L MD	875.00	1
FUDA THOMAS L	4,228.39	5
FULERO SOLOMON M PHD JD	5,546.85	2
FURNER DEAN A ATTORNEY AT LAW PLLC	22,534.18	80
G		
GAGNON MARY J	1,498.60	4
GALAZNIK JOHN GILBERT	3,745.91	1
GALFORD RANDALL W	3,481.10	11
GALL D CONRAD	8,525.04	24
GARDNER LAW OFFICES PLLC	15,688.00	50
GARREN LAW OFFICES LC	25,224.95	31
GARRETT & GARRETT	127,468.86	96
GARRETT LINDA NELSON PLLC	22,700.71	31
GAUDIO ROBERT J	6,292.03	15
GAUJOT-TURNER CLAUDETTE M	342.65	1
GEARY & GEARY LC	37,331.68	60
GENETIC TECHNOLOGIES INC	11,006.10	1
GERBER JAY	1,690.69	4
GIANOLA BARNUM WIGAL & LONDON LC	6,966.93	6
GIATRAS LAW FIRM PLLC	13,387.20	37
GIBSON MICHAEL F	17,906.01	40
GIETZEN GENE N	7,413.32	4
GIGGENBACH MELISSA J	1,392.24	1
GLANDEN NATHAN	3,450.73	7
GLASS HENRY R III	292.50	1
GOLDEN ELLEN FRANCES	1,788.74	3
GORDON MARGARET A B	77,508.36	42
GORMAN SHEATSLEY & COMPANY LC	68,369.01	54
GOSSETT RANDY D	12,425.73	12
GRAY RONALD T	353.85	1
GREENE JUDITH A	408.10	1

**WEST VIRGINIA PUBLIC DEFENDER SERVICES
 APPOINTED COUNSEL FEES & EXPENSES PAID
 FISCAL YEAR 2008
 ALPHABETICAL ORDER**

PAYEE	VOUCHER TOTAL	# OF CLAIMS
G CONTINUED		
GREER ROBERT L	16,051.26	8
GREGORY BETTY SUE CLARK	51,237.58	112
GREINER & CYRUS LC	24,450.36	36
GRIFFITH TRAVIS ALLEN	1,702.15	4
GRUBB DAVID L	383.00	1
GRUBB JASON R	6,187.78	11
GRUNAU DAVID M	34,780.09	17
GUNNOE RICHARD M	51,276.20	84
GUTMANN RICHARD M LC	41,702.44	58
H		
HACKNEY JOHN G JR	19,063.00	38
HAGER HARRY L	34,799.50	639
HALL DWIGHT R	73,810.12	97
HALL JEANNE S	796.95	2
HALL KAREN L	5,635.50	44
HALL LAURA ANNE	751.85	1
HALLINAN JACQUELINE A	3,288.40	7
HAMILTON BURGESS YOUNG & POLLARD PLLC	68,898.88	68
HAMILTON CHARLES R	101,652.85	212
HAMILTON NEAL J	6,428.32	17
HAMNER PSYCHOLOGICAL SERVICES	6,330.00	4
HARDING J MICHAEL	1,740.00	1
HARMAN MARLA ZELENE	43,684.23	44
HARMON-SCHAMBERGER BARBARA A	22,398.64	29
HARRIS & HOLMES LAW OFFICE PLLC	3,721.44	5
HARRIS CHRISTIAN R	3,802.50	4
HARRIS REBECCA R	722.25	2
HART DAVID W	23,841.15	25
HARTLEY & OBRIEN PLLC	1,804.50	1
HARVEY & JANUTOLO	81,843.96	86
HARWOOD JASON D	19,623.17	16
HASSAN RONALD D	44,922.12	45
HATFIELD & HATFIELD PLLC	63,156.79	81
HATFIELD HARRY M	1,519.79	1
HATFIELD MCGINNIS E	4,628.61	4
HAUGHT IRA M	174,454.65	70
HAWKINS JAMES E JR	89,755.48	234
HAYDEN & HART PLLC	20,892.11	26
HAYES MORGAN B	14,592.29	17
HAYNIE BELINDA A	36,494.94	71
HAZARD SPRAGUE W LAW OFFICE OF LC	1,536.60	9
HEALTHPORT TECHNOLOGIES LLC	588.09	2

**WEST VIRGINIA PUBLIC DEFENDER SERVICES
 APPOINTED COUNSEL FEES & EXPENSES PAID
 FISCAL YEAR 2008
 ALPHABETICAL ORDER**

PAYEE	VOUCHER TOTAL	# OF CLAIMS
H CONTINUED		
HEDGES JONES WHITTIER & HEDGES	7,727.55	15
HELMAN TIMOTHY D	36,328.79	50
HELTON INVESTIGATIONS INC	6,455.50	6
HENDERSHOT DEBRA A	10,370.51	18
HENDERSON & FUDA	103,528.19	132
HENDRICKS PETER A	2,916.36	5
HENDRICKSON & LONG PLLC	5,183.29	2
HENRY REGINALD D	3,343.00	5
HERNDON MORTON HERNDON & YAEGER	6,572.50	4
HERNDON STEPHEN D	27,592.07	15
HERRON-RICE TRACY P	1,616.55	6
HEWITT & SALVATORE PLLC	26,986.38	58
HICKS NATHAN A PLLC	33,805.56	26
HILL DAVID L	19,091.48	43
HILL JOHNSON KAREN L	990.50	10
HILL PATRICIA TOLLE	53,279.71	26
HILLCREST BEHAVIORAL HEALTH SERVICES	3,000.00	2
HINKLE BRYAN S	99,878.63	113
HIVELY HERBERT L II	52,867.06	121
HOBBS MARK E	33,082.40	42
HODGES & RIFFLE PLLC	19,367.62	46
HODGES & RIFFLE PLLC	1,660.82	1
HOLICKER RICHARD E	41,083.88	68
HOLLANDSWORTH RICHARD W	55,386.47	34
HOLROYD FRED F III	10,685.34	32
HOOVER RANDY D	2,970.00	12
HOPKINS VIRGINIA JACKSON	23,154.23	15
HOWLEY LOREN B	21,140.50	36
HUCKABEE DEREK C	347.80	1
HUFFMAN WILLIAM O	54,997.24	56
HUGHART KEVIN W	69,411.86	41
HUGHEY JEWELL R	2,278.00	3
HUNTER J BURTON III	541.69	1
H CONTINUED		
HYER & LITTLEPAGE	72,439.02	54
HYRE LAW OFFICE PLLC	17,844.86	17
I		
INTEGRITY INVESTIGATIONS LLC	3,466.26	1
INVESTIGATION DIVISION INC	3,680.19	5
INVESTIGATIVE ASSOCIATES INC	330.00	1
IVAUN BARBARA A	3,228.83	4
IVIZE LLC	1,106.90	1

**WEST VIRGINIA PUBLIC DEFENDER SERVICES
 APPOINTED COUNSEL FEES & EXPENSES PAID
 FISCAL YEAR 2008
 ALPHABETICAL ORDER**

PAYEE	VOUCHER TOTAL	# OF CLAIMS
J		
JACKSON KELLY PLLC	10,492.96	2
JACKSON LORI BETLER	4,223.03	3
JACKSON-GILLISON HELEN L	169,676.86	65
JACOVETTY GERALD G JR LC	137,088.17	346
JAMES DANIEL R	23,424.02	2
JAMES RICHARD L	5,893.17	13
JARRELL ROBERT STEPHEN	37,184.48	72
JENKINS JOSEPH L	3,930.54	4
JIVIDEN DAVID A	3,500.00	1
JOHNSON JOHNNIE C JR	529.69	1
JOHNSON ROY L	1,165.00	2
JOHNSTON HOLROYD & ASSOCIATES	33,786.78	47
JONES BENNY G	7,064.50	14
JONES GREGORY K	8,576.26	12
JUBA-PLUMLEY ROSALEE	16,199.55	13
JUDY & JUDY	29,564.74	48
K		
KARICKHOFF DAVID	85,315.97	119
KARR DAVID JR	23,954.49	25
KARR DAVID R SR	546.70	1
KARR THOMAS B	23,105.88	36
KATZ KANTOR & PERKINS	3,886.26	3
KAUFMAN & BOWEN PLLC	5,537.59	8
KAY CASTO & CHANEY	2,590.00	1
KAYSER LAYNE & CLARK PLLC	14,751.45	24
KEATON CHRISTOPHER K	9,496.43	13
KEENAN & ASSOCIATES LC	8,492.28	15
KEENER RAYMOND III	34,858.31	54
KEESEE RYAN HAMILTON	22,760.91	48
KELLEY DAVID BATES	107,944.19	133
KELLEY SHAMELLE D	1,601.60	1
KENNEDY CHANIN L	4,200.00	4
KERN FRANKLIN W LC	53,569.51	129
KERNS TIMOTHY J	4,008.00	7
KERR LISA M	790.88	5
KESSIS THEODORE D	1,350.00	1
KEY TRANSCRIPTS INC	3,707.44	8
KIGER TIMOTHY R	7,000.76	1
KIGER WILLIAM E	852.50	1
KING WAYNE	86,647.00	56
KING-GREYARD KAREN D	1,697.85	1
KIRK THOMAS L	26,273.25	1

**WEST VIRGINIA PUBLIC DEFENDER SERVICES
 APPOINTED COUNSEL FEES & EXPENSES PAID
 FISCAL YEAR 2008
 ALPHABETICAL ORDER**

PAYEE	VOUCHER TOTAL	# OF CLAIMS
K CONTINUED		
KIRKPATRICK DAVID A	3,556.22	7
KLATT W HOWARD	11,519.02	10
KLIE ERIKA H	10,770.93	16
KOCHER HOLLY A	1,030.50	4
KOHOUT EDWARD R	5,669.59	9
KOSTENKO KRIS	3,170.00	5
KRADEL PAUL F	22,750.00	4
KRATOVIL & AMORE PLLC	17,001.24	22
KRIEG FRED JAY PHD & ASSOCIATES PLLC	12,750.00	6
KROGER THOMAS W	5,345.50	50
KUPEC THOMAS W	21,017.18	34
KURELAC PATRICIA A	70,235.14	40
L		
LA NEVE TODD F	3,264.77	2
LACARIA PHILIP A	39,353.00	41
LAISHLEY JOHN	31,508.56	29
LAMP PAT	14,743.42	33
LANE DANNY INC	2,042.81	2
LANE PAUL E	8,771.58	20
LANHAM JOHN S	5,580.89	10
LASH FRANKLIN W	37,882.05	31
LAW-SCIENCE TECHNOLOGIES INC	4,910.47	3
LAWSON PATRICIA J	2,774.70	9
LAZENBY K BRUCE	2,691.14	8
LEFLER & BOGGS PLLC	22,364.22	12
LEISURE TINA M	775.00	2
LENFEST CO ELKINS FAMILY COUNSELING CTR	1,587.04	1
LEROSE ANTHONY	10,540.02	15
LESTER WILLIAM M	167,664.81	169
LEVIN MARTIN	650.00	1
LEWIS AMANDA L	16,072.80	7
LEWIS HIRAM C IV	8,763.40	13
LOCKWOOD & LOCKWOOD	36,142.30	39
LONG ROBBY N LAW OFFICE OF LC	80,598.74	112
LORD LAW FIRM PLLC	4,926.50	6
LOSCH & MCCOURT PLLC	3,793.50	4
LOUDERBACK ROBIN R	8,038.72	10
LOVE JAY CARTER	28,538.50	43
LOVEJOY R RAY II	4,126.26	6
LUNSFORD WILLIAM G	300.00	1
LUPARDUS TIMOTHY P	76,135.39	115
LUSK KYLE G	10,392.13	5

**WEST VIRGINIA PUBLIC DEFENDER SERVICES
 APPOINTED COUNSEL FEES & EXPENSES PAID
 FISCAL YEAR 2008
 ALPHABETICAL ORDER**

PAYEE	VOUCHER TOTAL	# OF CLAIMS
L CONTINUED		
LUTTRELL & PREZIOSO PLLC	30,866.97	32
LUTTRELL CHRISTOPHER C	6,624.08	4
M		
MACDONALD ROBERT J AGENCY INC	1,488.58	5
MAIER ANDREW CARL	2,335.50	4
MALOY MARY RICH	4,694.48	8
MANCINI STEVEN K	46,801.73	42
MANI ELLIS & LAYNE PLLC	4,204.98	17
MANSUETTO - COVILLE PSYCHOLOGICAL SERVICES	750.00	1
MANYPENNY J PERRY	27,966.37	27
MARSHALL MICHAEL J	300.00	1
MARSTELLER DEREK W	17,414.61	16
MARTIN RACHEL A	675.33	1
MARTIN ROBERT G	500.00	1
MARTINO GARY J	12,703.50	31
MATKO EDMUND	2,135.50	4
MAUSER BERNARD R	20,435.01	49
MAZZEI ROCCO E	56,490.72	45
MCCAMIC SACCO PIZZUTI & MCCOID PLLC	16,563.32	26
MCCOY JAMES A JR	51,839.06	46
MCCULLOUGH JUDITH A	233,300.72	202
MCDANIEL DON S	17,605.41	43
MCDERMOTT & BONENBERGER PLLC	1,105.54	2
MCDERMOTT DANA P	16,927.96	4
MCDONALD PATRICIA A	1,151.15	4
MCFADDEN JEROME J	2,622.41	1
MCGINLEY PATRICK J ASSOCIATES INC	10,257.50	4
MCGRAW WARREN R II	72,907.27	64
MCINTYRE RHONDA M	5,412.68	9
MCINTYRE-NICHOLSON RACHELLE D	60,508.28	106
MCLAUGHLIN & CARPENTER PLLC	2,536.63	8
MCMILLIAN MARK ATTORNEY AT LAW LC	8,075.30	1
MCNEER HIGHLAND MCMUNN VARNER LC	41,172.75	27
MEDLEY KAREN A	3,739.50	1
MENDELSON ANDREW	10,417.19	22
METZ TAMARA J	4,890.47	3
MICHAEL GREGORY G	2,452.92	4
MICHAEL NELSON M LC	13,296.57	29
MICHELS GARY L II	11,888.60	14
MIELKE WAYNE ROBERT	48,880.40	37
MILLER & DRAKE LC	176,736.79	145
MILLER KENNETH L	13,658.67	27

**WEST VIRGINIA PUBLIC DEFENDER SERVICES
 APPOINTED COUNSEL FEES & EXPENSES PAID
 FISCAL YEAR 2008
 ALPHABETICAL ORDER**

PAYEE	VOUCHER TOTAL	# OF CLAIMS
M CONTINUED		
MILLER LILLIAN J	232.18	1
MILLS & WAGNER PLLC	2,714.50	1
MINTZER SAROWITZ ZERIS LEDVA & MYERS LLP	628.50	2
MITCHELL JOHN R LC	2,289.00	4
MOFFATT CHRISTOPHER G	67,402.42	35
MOLESSA HEATHER IRELAND	34,737.63	26
MONTORO HARRY P LAW OFFICE OF PLLC	13,270.58	46
MOORE ANNE E	11,506.50	10
MOORE DAVID K	20,062.02	11
MORAN CATHERINE JANE	5,931.50	13
MORENO KENT N	934.00	1
MORGAN DENNIE S JR	19,834.89	9
MORGAN E LAVOYD JR	18,345.42	5
MORGAN EDWARD WARD	9,710.85	13
MORGAN THEODORE E	56,054.10	41
MORGAN TONY	34,254.70	44
MORGANTOWN PASTORAL COUNSELING CENTER INC	675.00	1
MORTON BELINDA S	2,587.50	1
MOSES JOSEPH J	92,974.73	41
MOUNTAIN STATE PSYCHOLOGICAL SERVICES PLLC	1,050.00	2
MOUNTAINEER LEGAL SERVICES PLLC	186,083.76	244
MOUNTS MICHAEL E	62,055.49	59
MOYE DAVID O	52,807.02	7
MUIR ROBIN F PHD	1,218.75	3
MULDOON JAMES A	8,315.22	17
MULLENS & MCGUIRE PLLC	30,250.49	84
MULLENS SHARON M	22,718.50	40
MULLINS CHARLES B II	159,233.75	76
MUNOZ A JOSEPH	22,860.00	45
MURPHY GLEN A	336.23	2
MURPHY JANET	2,380.75	6
MURPHY KATHLEEN B	4,498.79	4
MURPHY S SEAN	32,458.69	56
MUSGRAVE RAYMOND G	5,490.64	13
N		
NANNERS & WILLETT LC LAW OFFICES OF	175,775.18	182
NAVY L VICTOR	76,574.40	102
NEISWONGER & WHITE	135,443.80	303
NELSON WAYNE F JR	6,590.98	9
NESSER KERRY A	157,899.50	110
NESTOR JASON A	16,344.72	39
NESTOR WILLIAM T	43,014.46	71

**WEST VIRGINIA PUBLIC DEFENDER SERVICES
 APPOINTED COUNSEL FEES & EXPENSES PAID
 FISCAL YEAR 2008
 ALPHABETICAL ORDER**

PAYEE	VOUCHER TOTAL	# OF CLAIMS
N CONTINUED		
NEW STEPHEN P LC	23,578.95	17
NEWBOLD WILEY W	22,690.03	19
NICHOLS & SKINNER LC	1,744.00	2
NOCE-REEDY TERESA L	391.50	1
NOCIVELLI ROBERT A	2,237.44	1
NOGAY CATHRYN A	80,912.71	33
NOONE ROBERT T	75,301.47	42
NORRIS CHRISTOPHER S PHD	2,400.00	1
NOVELLO JOSEPH R	10,706.25	3
NOVOBILSKI JEROME R	7,917.29	19
O		
OBRIEN THERESE M	4,697.90	7
OHIO VALLEY LAW CENTER PLLC	50,347.13	26
OOTEN GRAYDON C JR	23,031.25	53
ORCHID CELLMARK INC	20,910.00	2
ORNDORFF & HATFIELD ATTY AT LAW	76,025.66	135
ORNDORFF DAVID L	49,232.97	67
ORTEZA AILYNN MAE	38,899.32	17
OSHOWAY F JOHN	75,771.57	100
OURS JOHN G	30,249.22	45
P		
PAESANI & KEATON PLLC	21,040.50	11
PAINTER & ASSOCIATES LLC	7,622.01	13
PANCAKE F CODY III	44,908.61	88
PANEPINTO MARK D	23,878.03	17
PARK VALLEY BEHAVIORAL HEALTH CARE	330.00	1
PARKULO JOHN F	19,845.45	20
PARMER LAW OFFICE	36,773.30	46
PARSONS-HARTMAN ANITA	1,800.00	1
PARTAIN GEORGE L	62,139.60	186
PATTERSON CLAYTON W	22,074.91	15
PATTERSON THOMAS K	1,977.00	6
PATTON ANDREW C	34,043.71	59
PAULEY CURRY STURGEON & VANDERFORD	1,131.17	1
PAYNE WILBERT A	15,821.89	42
PEARSE RONALD D ED D	1,700.00	4
PELLEGRIN MARK P	16,329.00	48
PENNINGTON DEANNA L	8,266.87	10
PENNINGTON WILLIAM L	31,531.29	108
PETERS LARRY A INC	5,981.24	8
PEYTON HARVEY D	32,688.56	44

**WEST VIRGINIA PUBLIC DEFENDER SERVICES
 APPOINTED COUNSEL FEES & EXPENSES PAID
 FISCAL YEAR 2008
 ALPHABETICAL ORDER**

PAYEE	VOUCHER TOTAL	# OF CLAIMS
P CONTINUED		
PHILLIPS JOAN M	500.00	1
PHILLIPS P TODD	19,186.96	29
PIERSOL KRISTA L	1,266.50	4
PIERSON STEFANI A	9,439.70	5
PITROLO JOSEPH E	1,600.00	1
POE THELMA E	12,024.48	21
POOL DELBY B	2,871.30	4
POSTALWAIT KEVIN B	105,679.23	138
POTOMAC HIGHLANDS MENTAL HEALTH GUILD INC	120.00	1
POWELL & MAJESTRO PLLC	33,880.48	20
POWELL CAROLINE STAFFORD	36,228.50	37
POWELL ERIC K	99,600.00	165
POWELL JAMES CORBLEY	47,618.39	42
POWELL JAMES M ESTATE OF	12,895.50	5
PRALL THOMAS J	47,449.26	124
PRATT LENA D	26,224.60	32
PRENTICE TIMOTHY H	46,917.24	79
PRESERVATI LAW OFFICES PLLC	7,983.70	7
PRESIDENTIAL INVESTIGATIONS & BAIL BONDING	268.80	1
PRESTERA CENTER	900.00	1
PRESTON & WEESE LC	29,718.16	25
PRICE LOUIE T	15,327.07	17
PRIMARY PSYCHOLOGICAL CARE PLLC	7,375.00	4
PRITT JEFFRY A	15,472.75	41
PROCESS STRATEGIES	5,168.25	3
PROSERVICIO INC	800.00	4
PSYCH SERVICES OF ROANE CO INC	600.00	1
PSYCHCONSULTMD PLLC	3,625.00	2
PSYCHOLOGICAL CONSULTING INC	8,225.00	12
PULLIN FOWLER FLANAGAN BROWN & POE PLLC	58,520.56	84
PYLES TURNER & MICK LLP	49,809.62	29
R		
RADCLIFF PATRICK N	21,629.20	10
RADMAN SCOTT S	100,923.22	138
RAMIREZ SANDRA M	528.00	1
RANDOLPH D KEITH LAW OFFICE PLLC	2,813.06	6
RATLIFF DEBRA LYNN	23,390.69	31
RATLIFF DOUGLAS M	4,990.12	6
RAY WINTON & KELLEY PLLC	9,232.30	22
REBROOK EDWARD E III	53,112.29	28
REDDING ROBERT S	7,768.04	6
REDMAN PAYNE & MULDOON PLLC	60,310.55	67

**WEST VIRGINIA PUBLIC DEFENDER SERVICES
 APPOINTED COUNSEL FEES & EXPENSES PAID
 FISCAL YEAR 2008
 ALPHABETICAL ORDER**

PAYEE	VOUCHER TOTAL	# OF CLAIMS
R CONTINUED		
REDMOND LARRY WAYNE	5,724.66	11
REED KIMBLE PLLC	5,746.86	17
REEDER & DUNHAM PLLC	13,425.83	37
REYNOLDS & ASSOCIATES PLLC	117,636.08	153
RICE WILLIAM T	290,179.40	122
RICH JAMES B III	38,651.91	42
RICHARDSON & DAVIS	4,489.53	5
RICHARDSON DON R ASSOCIATES INC	15,500.00	2
RICHARDSON RICHARDSON & CAMPBELL	14,607.82	43
RIGSBY MICHAEL E	958.56	3
RILEY V ALAN	7,823.29	6
ROAHRIG RANDAL W	31,035.19	53
ROBINSON & MCELWEE	4,033.98	10
RODGERS JEFFREY S	63,145.51	99
ROEBUCK JESSICA MARIE	1,950.00	1
ROKISKY JEFFREY J	20,373.92	31
ROLL W DAN	99,336.84	138
ROLLINS C MATT	344.74	1
ROLLO EDMUND J	24,705.50	23
ROLLO LANCE E	19,489.27	38
ROMAIN JULIE GOWER	2,059.50	15
ROMANO MICHAEL J ATTY AT LAW	3,169.93	4
RONCAGLIONE CARL J JR	889.13	4
ROOP & SMITH LAW OFFICE PLLC	15,277.00	16
ROSE JOAN A	9,969.41	6
ROSENBERG LAWRENCE	1,000.00	1
ROSENLIB DUANE C JR	1,324.00	1
ROSINSKY LAW OFFICE LC	34,472.05	9
ROSS THOMAS R II	839.58	4
ROTH LEGAL SERVICES LC	55,713.37	80
RUDDLE CARRIE	12,582.17	15
RUMORA RONALD J	5,999.00	18
RUNDLE & RUNDLE LC	58,492.80	115
RUNDLE JULIET WALKER	11,532.84	34
RYAN KOURTNEY A	96,119.00	36
RYAN WILLIAM D	5,012.88	8
RYMER & FURBEE	19,997.38	19
RYMER GARY L	2,843.67	3
S		
SAAR TIMOTHY	9,580.84	4
SADLER CHARLES A	1,698.12	1
SAFFER MARTIN V	44,157.00	29

**WEST VIRGINIA PUBLIC DEFENDER SERVICES
 APPOINTED COUNSEL FEES & EXPENSES PAID
 FISCAL YEAR 2008
 ALPHABETICAL ORDER**

PAYEE	VOUCHER TOTAL	# OF CLAIMS
S CONTINUED		
SAL NATALIE J	26,015.61	14
SALMONS RONALD G ATTORNEY AT LAW PLLC	9,640.43	21
SAMMONS OLIVERO & PARASCHOS PLLC	22,315.69	16
SANDERS AUSTIN FLANIGAN & ABOULHOSN	20,345.63	42
SANTER & SANTER	31,530.44	74
SARGENTS COURT REPORTING SERVICE INC	3,395.95	1
SAVILLE ROYCE B	14,263.10	52
SCHEETZ CHRISTOPHER A	89,882.14	171
SCHEPLENG JAMES L	535.88	1
SCHILLACE GREGORY H	3,534.60	9
SCOTT CINDY S	9,809.60	13
SEE & SEE	8,259.69	9
SELDEN LAW OFFICES LC	62,248.20	22
SHAFFER & SHAFFER	58,393.70	38
SHAPIRO RAYMOND M	7,325.00	13
SHARLEY MICHAEL J	11,038.60	21
SHAW & TATTERSON LC	36,047.07	74
SHAY DANA R	72,920.70	61
SHEEHAN & NUGENT PLLC	41,323.61	1
SHENANDOAH VALLEY MEDICAL SYS INC	500.00	1
SHERMAN LAWRENCE E JR LC	78,917.33	106
SHOUGH SCOTT A	70,808.49	108
SHUCK LE ANN A	13,958.32	58
SIMMONS EUGENE M	12,681.22	21
SIMMONS HUNTER D	125,783.17	403
SIMMS ALLAN H	529.16	1
SIMMS MICHAEL	6,469.29	12
SIMPKINS JEFFREY S	28,883.00	31
SIMS DAVID A LAW OFFICES PLLC	52,266.36	42
SINKKANEN DREAMA D	52,734.13	86
SIRK TIMOTHY M	27,353.80	64
SISCO EUGENE JR	10,866.50	43
SKAGGS G ERNEST	141,434.25	134
SKAGGS NANCY S	209.70	1
SKEEN KENNAD L	3,350.50	2
SKEEN KENNAD LEE II	27,733.68	20
SKLAVOUNAKIS GERASIMOS	24,197.80	22
SLAYDEN CATHERINE A	5,137.85	15
SMITH & SCANTLEBURY LC	57,504.67	90
SMITH CHARLES W	434.00	1
SMITH CLINTON W	10,352.50	24
SMITH COURTLANDT	6,050.65	12
SMITH DENNY & ALASTANOS LLC	2,881.80	1

**WEST VIRGINIA PUBLIC DEFENDER SERVICES
 APPOINTED COUNSEL FEES & EXPENSES PAID
 FISCAL YEAR 2008
 ALPHABETICAL ORDER**

PAYEE	VOUCHER TOTAL	# OF CLAIMS
S CONTINUED		
SMITH GREG K	8,965.00	7
SMITH LILLY & BALL PLLC	10,260.35	17
SMITH MARGARET D	65,265.07	69
SMITH MCMUNN & GLOVER PLLC	17,955.42	18
SMITH MICHAEL CLAY	60,112.21	69
SMITH PRICE PANGBURN	4,500.00	1
SNYDER & HASSIG	67,932.09	43
SOLOMON MICHAEL L	2,963.60	1
SOLUTIONS OUTPATIENT SERVICES INC	375.00	1
SOMMER LIBERATI MUSSER & HAWROT CO	15,807.41	13
SPANOVICH DANIEL L	222.50	1
SPARACINO ANTHONY J JR	6,148.50	2
SPAULDING BERNARD L	146.03	1
SPILMAN THOMAS & BATTLE PLLC	12,847.65	2
SPITZ DANIEL J	10,417.00	1
SPONAUGLE & SPONAUGLE	46,031.00	50
SPONAUGLE KEVIN C	52,367.59	49
SPURLOCK & BRAGG PLLC	1,825.74	1
SPURLOCK JAMES E	9,203.76	8
STACY MELISSA K	274.24	1
STAPLETON LAW OFFICES LC	5,171.42	2
STARCHER & FRUM PLLC	83,585.57	152
STARCHER KENNY R II	15,746.81	19
STAREK NOELLE A	1,141.90	1
STEIN RONALD F JR	41,516.35	113
STEPHENS GLORIA M	81,227.40	43
STEPHENS JENNIFER L	1,347.75	2
STEPTOE & JOHNSON	69,112.40	36
STEVENS DONALD R	840.00	1
STEWART JOYCE E	18,140.65	22
STEWART ROBERT D	12,290.00	37
STOBBS R RUSSELL	22,429.23	25
STOLLINGS HARLEY E	12,316.18	18
STONE ROBERT C JR	10,170.70	2
STOVER WILLIAM D	2,490.50	5
STREET SANDRA	814.00	1
STURM & STURM	39,278.20	80
SULLIVAN JESSICA A	50,216.50	49
SUMMERS WILLIAM B	117,427.33	284
SUPPLE JOE M	1,757.64	8
SUTTER JOHN E	468.27	1
SUTTON & JANELLE PLLC	74,086.79	74

**WEST VIRGINIA PUBLIC DEFENDER SERVICES
 APPOINTED COUNSEL FEES & EXPENSES PAID
 FISCAL YEAR 2008
 ALPHABETICAL ORDER**

PAYEE	VOUCHER TOTAL	# OF CLAIMS
T		
TATE REBECCA L	22,192.20	21
TAYLOR PAUL G	17,673.47	29
TAYLOR SHAWN PLLC	16,886.46	18
TERANGO INVESTIGATIONS INC	2,301.93	2
THE ADVOCACY GROUP - TAG	971.17	1
THOMAS CARL E PHD	1,773.95	1
THOMAS SHANNON R	11,378.26	15
THOMPSON & WEATHERHOLT PLLC	15,868.48	19
THOMPSON JOHN M JR	14,637.08	22
THOMPSON LOUDOUN L	4,151.95	13
THOMPSON WILLIAM S	56,800.00	57
THORNE STEVEN M	43,269.50	135
TIPTON KEVIN T	24,542.06	49
TISSUE PHILIP J	34,269.30	38
TOLER JESSICA L	13,539.98	4
TORRES GEORGE M	54,845.78	104
TORSNEY JACK R JR	3,700.00	4
TRAINOR GREGORY E	2,968.75	2
TREADWAY JOHN H JR	35,620.86	55
TRIPLETT & TRIPLETT LC	4,479.00	10
TRI-S INVESTIGATIONS INC	240,306.80	560
TROISI JOSEPH G	105,425.55	174
TRUMP & TRUMP LC	28,539.59	33
TUCKER GREGORY A	16,441.73	32
TWYMAN TODD A ESTATE OF	8,097.27	11
TYREE EMBREE & ASSOCIATES PLLC	36,097.26	70
TYSON DAVID R	108,877.44	156
U		
UNDERWOOD LAW OFFICES INC	7,116.12	3
V		
VAN BIBBER G WAYNE	6,539.92	16
VAN ZANT SUSAN J LC	28,718.29	42
VANDERBILT UNIV MEDICAL CTR	2,016.00	1
VANHORN & VANHORN INC	1,114.21	1
VANMETER LERA K	4,260.54	4
VANNOSTRAND & MORTON	75,075.42	76
VAUGHAN BRADFORD A	84,043.81	150
VAUGHAN F MALCOLM PLLC	1,504.00	4
VERIFY INC	2,010.60	2
VESEL FRANK J	1,424.35	4
VIA PATRICK I	6,711.59	1

**WEST VIRGINIA PUBLIC DEFENDER SERVICES
 APPOINTED COUNSEL FEES & EXPENSES PAID
 FISCAL YEAR 2008
 ALPHABETICAL ORDER**

PAYEE	VOUCHER TOTAL	# OF CLAIMS
V CONTINUED		
VICKERS JEREMY T	118,467.54	171
VICTOR VICTOR & HELGOE LLP	178,489.09	197
VIEWEG GEORGE B III	4,243.00	5
VITAL RICHARD L	14,599.70	22
VITAL ROBERT E LC	804.38	1
W		
WALKER JAMES A	43,214.92	74
WALKER LELA	9,664.12	37
WALL RANDALL D	98,632.63	185
WALLACE KENNETH L	2,971.17	1
WALLACE LAW OFFICES LC INC	2,052.75	4
WALLACE MICHAEL K	53,762.74	39
WALTERS KRAUSKOPF & BAKER	26,243.62	28
WARMAN CHERYL L	48,703.53	74
WATERS WARNER & HARRIS	12,444.33	18
WEATHERHOLT JEFF ATTORNEY PLLC	15,266.03	29
WEBB DAVID HAMILTON	40,923.85	63
WEBB EUGENE E III	3,437.50	6
WEBER & WEBER	8,437.30	18
WEESE HEATHER M LAW OFFICE OF PLLC	24,004.21	25
WEESE ROGER R	33,262.50	46
WEESE TRACY	74,446.87	64
WELLS BRIAN WAYNE	1,151.50	1
WEST & JONES	16,475.26	25
WEST CHARLES STANFORD	3,631.50	1
WEST VIRGINIA UNIVERSITY MEDICAL CORPORATION	50,386.00	33
WESTERN STATE HOSPITAL	1,263.53	1
WESTON RICHARD W	20,655.00	58
WHITE ANGELA M	8,361.78	26
WHITE BRUCE M LAW OFFICE LC	5,784.48	15
WHITE J CHRISTOPHER & ASSOCIATES PLLC	6,043.50	19
WHITE KEITH	45,253.31	131
WHITE MAX H PLLC	68,290.06	191
WHITE ROBERT S	19,725.00	7
WHITE THOMAS E	3,183.00	5
WHITEMAN BURDETTE PLLC	188,636.40	195
WHITEMAN FRANCES C	54,131.94	54
WHITT DAYTON B	3,253.50	1
WHITT MICHAEL R	10,003.80	4
WIEDEL DIANA CARTER	106,529.50	92
WILCHER GEOFFREY S	37,539.81	45
WILDMAN ERIC KEITH	31,065.67	52

**WEST VIRGINIA PUBLIC DEFENDER SERVICES
 APPOINTED COUNSEL FEES & EXPENSES PAID
 FISCAL YEAR 2008
 ALPHABETICAL ORDER**

PAYEE	VOUCHER TOTAL	# OF CLAIMS
W CONTINUED		
WILEY STEVEN B	1,526.10	12
WILLIAM BREZINSKI LLC	450.00	1
WILLIAMS JOHN E JR	159,305.73	99
WILLIAMSON MAGANN & GURGANUS PLLC	83,057.35	95
WILLIS & CHATTIN	12,953.05	24
WILMOTH DAVID H LC	31,806.03	67
WILSON CHRISTOPHER M LAW OFFICE PLLC	34,169.93	41
WILSON SEAN	5,033.30	4
WINDOM RODNEY C	143,162.52	136
WINTER KURT J	11,336.96	32
WITT RICHARD C	18,322.05	26
WOLFE DORWIN J LC INC	7,054.73	7
WOLFE GARY J	1,227.80	3
WOLFE HAROLD B	1,486.30	2
WOLFE HAROLD B III	2,712.30	1
WOOD JENNA PERKINS	6,613.94	2
WOODS FRED B	31,594.19	39
WOOTON LAW FIRM	6,428.89	11
WRIGHT DAYA MASADA	5,800.37	1
WRIGHT LACY W JR	31,035.59	20
WRIGHT LACY W JR	1,740.00	1
WYATT WILLIAM J	22,833.14	9
Y		
YACKEL RAYMOND H	1,538.00	3
YEAGER JOHN R JR	24,111.49	20
YOST TINA MARIE	1,800.00	2
YOUNG MORGAN & CANN	141.00	1
YOUNG SHERI K	134.75	1
YOUNG WILLIAM PRENTICE	57,965.42	31
YOUNGER C CHRISTOPHER	20,973.00	20
Z		
ZERBE CARTER	2,743.73	10
ZIEGLER & ZIEGLER LC	538.50	5
ZIEGLER LARRY F	4,433.33	2
ZIMAROWSKI JAMES B ESQ	55,203.37	50
GRAND TOTAL	22,775,831.90	30,288