

**WEST VIRGINIA  
PUBLIC DEFENDER SERVICES**

**ANNUAL REPORT  
FY 1995 – '96**

**JOHN A. ROGERS  
EXECUTIVE DIRECTOR**

**WV PUBLIC DEFENDER SERVICES**

**ANNUAL REPORT**

**Fiscal Year 1995-'96**

**John A. Rogers, Executive Director**

## TABLE OF CONTENTS

	PAGE
<b>PART I - SUMMARY OF OPERATIONS</b>	
Introduction . . . . .	1
Public Defender and Appointed Counsel Statistical Summaries . . . . .	15
Graphs of Public Defender and Appointed Counsel Average Costs By Judicial Circuit . . . . .	17
<b>PART II - PUBLIC DEFENDER DATA</b>	
Public Defender Hours Worked, By Attorney, By Month . . . . .	31
Public Defender Hours Worked, By Attorney, By Case Type . . . . .	36
Public Defender Cases Opened and Closed, By Case Type . . . . .	42
<b>PART III - APPOINTED COUNSEL DATA</b>	
Appointed Counsel Summary Report, By Circuit . . . . .	46
Appointed Counsel Claims By Case Type, By Circuit . . . . .	51
Appointed Counsel Attorney Hours, By Case Type, By Circuit . . . . .	57
Appointed Counsel Fees Paid, By Case Type, By Circuit . . . . .	63
Appointed Counsel Expenses Paid, By Case Type, By Circuit . . . . .	69
Appointed Counsel In Court/Out of Court Hours, By Circuit . . . . .	76
Direct Expense Claims By Case Type, By Circuit . . . . .	82

## WEST VIRGINIA PUBLIC DEFENDER SERVICES

### INTRODUCTION AND SUMMARY

Fiscal Year 1995-'96

Pursuant to the requirements of West Virginia Code 5-1-20, Public Defender Services, an agency of the Executive Branch, submits this report for Fiscal Year 1995-'96 to his Excellency, Governor Cecil Underwood and to the West Virginia Legislature. This report describes the agency's activities during Fiscal Year 1995-'96.

Public Defender Services, originally Public Legal Services Council, was established July 1, 1981, by W. Va. Code 29-21-1, et seq., and given the responsibility for administering the provision of legal representation to indigent persons as required by the Sixth Amendment to the United States Constitution and by Article III, Section 14 of the W. Va. Constitution. The Executive Director, appointed by the Governor, by and with the advice and consent of the West Virginia Senate, is responsible for the administration of the appointed counsel system; the Public Defender system; the Public Defender Services appellate office; and the Criminal Law Research Center within Public Defender Services.

In December, 1987, Millard Jewell, a Mingo County attorney whose case load was composed of 30 percent appointed cases, filed suit in the West Virginia Supreme Court. The Court appointed a Special Master and evidentiary hearings were held at three locations in the state. In July, 1989, the Court found certain aspects of the indigent defense system unconstitutional. The Court required the Legislature to increase appointed counsel rates from

\$20/\$25 per hour to \$45/\$65 per hour, and to raise the fee cap to \$3,000. During the 1990 Regular Session of the Legislature, these mandates were enacted into W. Va. Code 29-21-13a and became effective July 1, 1990. This action more than doubled the costs of the appointed counsel system.

Prior to Fiscal Year 1990-'91, Public Defender offices operated in the 2nd, 10th, 23rd/31st (combined), and 28th Judicial Circuits. During Fiscal Year 1989-'90, the 1st, 8th, 12th, 13th, and 30th Circuits opened Public Defender offices. In Fiscal Year 1990-'91, the 7th and 9th Circuit offices opened. In fiscal year 1993-'94, the 15th Circuit office opened. In fiscal year 1994-'95, the 6th and 24th Circuit offices opened; and in fiscal year 1995-'96, offices were opened in the 5th Circuit. The 1st Circuit offices are located in Wheeling and Weirton; the 2nd Circuit, in Moundsville; the 5th Circuit, in Ripley and Spencer; the 6th Circuit, in Huntington; the 7th Circuit, in Logan; the 8th Circuit, in Welch; the 9th Circuit, in Princeton; the 10th Circuit, in Beckley; the 12th Circuit, in Fayetteville; the 13th Circuit, in Charleston; the 15th Circuit, in Clarksburg; the 23rd Circuit, in Martinsburg and Charles Town; the 24th Circuit, in Wayne; the 28th Circuit, in Summersville; and the 30th Circuit, in Williamson. When fully staffed, the system employs 91 attorneys and 50 staff employees.

The Public Defender system is an efficient, cost-effective alternative to the appointed counsel system. Defenders are specialists in criminal law who do not need to research issues as often as do private counsel who only occasionally do criminal work.

Private counsel are still used when conflicts arise or when temporary case overloads occur.

The Criminal Law Research Center of Public Defender Services is statutorily charged with the responsibility, inter alia, of publishing legal materials useful to West Virginia's criminal law practitioners. The Center's first publication was the Criminal Law Digest (formerly the Criminal Law Index). Five hundred sixty-eight copies of Volume I of the Digest, 442 copies of Volume II, 348 copies of Volume III, 307 copies of Volume IV, 178 copies of Volume V, 160 copies of Volume VI, and 110 copies of the supplement to Volume VI have been sold to West Virginia's relatively small defense bar. The Digest has been purchased by Private Practitioners, prosecuting attorneys, Circuit Judges, Magistrates, the Supreme Court, law enforcement agencies, the Department of Corrections, inmates of the state's correctional institutions, as well as many state/national universities and law schools. Over 487 copies of a set of forms incorporating basic motions have been sold.

In FY 1981-'82, the Research Center received a grant from the Governor's Committee on Crime, Delinquency and Corrections. The grant was used to hire three West Virginia University Law School students whose research during the summer of 1982 formed the basis for the first Digest. The proceeds from the sale of the Digest were sufficient to hire three law students for the summer of 1983. Their work is being used as the basis for a comprehensive set of form jury instructions for use in criminal cases. The First Edition of those instructions sold over 214 copies. The

second edition has sold over 145 copies in paperback form and 77 copies on computer disk. A third edition has sold over 131 copies in paperback form and 60 on disk. A fourth edition has sold over 89 copies in paperback form.

Fulfilling its statutory responsibility to conduct legal training programs, PDS' first criminal Trial Advocacy Workshop was held in August, 1985. This workshop brought intensive, small group, video-critiqued advocacy skills training within the reach of West Virginia's indigent defense bar. The workshop offered attorneys an opportunity to significantly improve their skills and was attended by 38 practitioners. Most of the workshop's cost was paid from the sale of publications.

The Center has sponsored the following one-day CLE programs: June, 1986 - Plea Negotiations and Sentencing, Parkersburg; October, 1986 - Juvenile Delinquency Proceedings, Oak Hill; April, 1987 - Child Sexual Abuse Law Seminar, Wheeling; March, 1988 - DNA Testing, Charleston; and, August, 1988 - Seminar on Effective Communication in the Courtroom, Morgantown. Due to recent reductions in staff, no more seminars are planned but video tapes of the seminars already held are available. In addition, the United States Supreme Court Digest (formerly the United States Supreme Court Index) has been discontinued due to staff reductions. This Digest had sold more than 150 volumes when discontinued.

## STATISTICAL SUMMARY

### Appointed Counsel

Using both appropriated, reappropriated, and supplemental funds for FY 1995-'96, PDS processed over \$11,861,499,27 in payments for 22,526 claims by appointed counsel and other providers. Because funds were exhausted, these figures represent approximately ten months of work. Unpaid claims were estimated to total \$2 to \$2.5 million dollars. The average hourly cost was \$53.84 and the average cost per claim was \$526.57.

### Public Defender Corporations

During FY 1995-'96, Public Defender Corporations provided representation in over 29,832 judicial proceedings. The average hourly cost was \$42.54 and the average cost per case was \$197.28. Further information on Board composition, staff assignments, expenses, and case loads are found within.

WEST VIRGINIA PUBLIC DEFENDER SERVICES  
EMPLOYEE LIST  
AS OF JUNE 30, 1996

NAME	TITLE
JOHN A. ROGERS	EXECUTIVE DIRECTOR
KELLIE CARPER	ADMINISTRATIVE SERVICES MANAGER
MARJORIE KITTY WILSON	ACCOUNTANT
SHEILA COUGHLIN	OFFICE ASSISTANT
TERESA SIDERS	OFFICE ASSISTANT
KRISTI JONES	ACCOUNTING ASSISTANT
REBECCA DUNLAP	ACCOUNTING ASSISTANT
FRANK W. HELVEY, JR.	DIRECTOR OF APPELLATE ADVOCACY
IRIS BRISENDINE	PARALEGAL

**WV PUBLIC DEFENDER CORPORATION BOARD CHAIRS  
AS OF JUNE 30, 1996**

1ST	BROOKE HANCOCK OHIO	JOHN R. YEAGER, ESQ., ACTING CHAIR 3360 Main Street Weirton, WV 26062
2ND	MARSHALL TYLER WETZEL	VICKI VOORHIS, ACTING CHAIR P.O. Box 128 New Martinsville, WV 26155
6TH/24TH	CABELL WAYNE	W. STANLEY JAMES, ESQ., CHAIR 418 8th Street, Suite 211 Huntington, WV 25701
7TH	LOGAN	JOHN W. BENNETT, ESQ., ACTING CHAIR P.O. Box 899 Logan, WV 25601
8TH	MCDOWELL	ERNEST C. MOORE, ESQ., CHAIR P.O. Box 67 Thorpe, WV 24888
9TH	MERCER	KATHRYN REED BAYLESS, ESQ., ACTING CHAIR 1426 Main Street Princeton, WV 24740
10TH	RALEIGH	PEGGY DEBNAM, CHAIR 109 E. Bunting Lane Beckley, WV 25801
12TH	FAYETTE	PAUL O. CLAY, JR., ESQ., ACTING CHAIR P.O. Box 746 Fayetteville, WV 25840
13TH	KANAWHA	LONNIE SIMMONS, ESQ., CHAIR 604 Virginia Street E. Charleston, WV 25301
15TH	HARRISON	LISA STOUT ROGERS, ESQ., CHAIR P.O. Drawer 2040 Clarksburg, WV 26302

23RD	BERKELEY JEFFERSON MORGAN	NORWOOD BENTLEY, ESQ., ACTING CHAIR P.O. Box 1419 Martinsburg, WV 25401
28TH	NICHOLAS	RANDALL W. GALFORD, ESQ., ACTING CHAIR 49 E. Main Street Richwood, WV 26261
30TH	MINGO	JANE MORAN, ESQ., ACTING CHAIR P.O. Box 171 Williamson, WV 25661

***PUBLIC DEFENDER SERVICES  
FINANCIAL DATA***

**SUMMARY OF APPROPRIATIONS, EXPENDITURES, AND FUND BALANCES BY ACTIVITY FOR THE FUND 0226 - 1996 - 0221  
 FOR THE PERIOD JULY 1, 1995 THRU JUNE 30, 1996**

	001	010	004	099	127	REAPROP.	TOTAL
<b>APPROPRIATIONS</b>	236047.00	75278.00	2844.00	106455.00	17710905.00	0.00	18131529.00
<b>REAPPROPRIATIONS</b>	0.00	0.00	0.00	0.00	0.00	38007.62	38007.62
<b>TOTAL FUNDS AVAILABLE</b>	236047.00	75278.00	2844.00	106455.00	17710905.00	38007.62	18169536.62
<b>EXPENDITURES</b>							
<b>PERSONAL SERVICES</b>	235090.21	0.00	0.00	0.00	0.00	0.00	235090.21
<b>ANNUAL INCREMENT</b>	0.00	0.00	2844.00	0.00	0.00	0.00	2844.00
<b>TOTAL PERSONAL SERVICES</b>	235090.21	0.00	2844.00	0.00	0.00	0.00	237934.21
<b>ADMINISTRATIVE FEES</b>	0.00	1633.75	0.00	0.00	0.00	0.00	1633.75
<b>SOCIAL SECURITY MATCHING</b>	0.00	17962.02	0.00	0.00	0.00	0.00	17962.02
<b>PUB. EMPLOYEES INSURANCE</b>	0.00	30288.00	0.00	0.00	0.00	0.00	30288.00
<b>WORKERS COMPENSATION</b>	0.00	2297.12	0.00	0.00	0.00	0.00	2297.12
<b>UNEMPLOYMENT COMPEN.</b>	0.00	40.20	0.00	0.00	0.00	0.00	40.20
<b>PENSION &amp; RETIREMENT</b>	0.00	22437.94	0.00	0.00	0.00	0.00	22437.94
<b>TOTAL EMPLOYEE BENEFITS</b>	0.00	74659.03	0.00	0.00	0.00	0.00	74659.03
<b>OFFICE, POSTAL, &amp; FREIGHT EXP.</b>	0.00	0.00	0.00	21908.32	0.00	8101.29	30009.61
<b>PRINTING &amp; BINDING</b>	0.00	0.00	0.00	12693.63	0.00	719.97	13413.60
<b>RENTAL EXPENSE (BUILDING)</b>	0.00	0.00	0.00	25040.04	0.00	0.00	25040.04
<b>UTILITIES</b>	0.00	0.00	0.00	525.00	0.00	37.50	562.50
<b>TELEPHONE &amp; TELEGRAPH</b>	0.00	0.00	0.00	4191.20	0.00	465.76	4656.96
<b>CONTRACTUAL &amp; PROFESSIONAL</b>	0.00	0.00	0.00	2037.51	17710898.57	-2725.90	17710210.18
<b>TRAVEL</b>	0.00	0.00	0.00	4234.77	0.00	1547.09	5781.86
<b>IS&amp;C</b>	0.00	0.00	0.00	6106.29	0.00	1567.52	7673.81
<b>RENTALS (MACHINES &amp; MISC.)</b>	0.00	0.00	0.00	154.84	0.00	200.00	354.84
<b>ASSOCIATION DUES</b>	0.00	0.00	0.00	90.00	0.00	0.00	90.00
<b>MAINTENANCE CONTRACTS</b>	0.00	0.00	0.00	2438.34	0.00	1526.97	3965.31
<b>HOSPITALITY</b>	0.00	0.00	0.00	468.71	0.00	961.41	1430.12
<b>MISCELLANEOUS</b>	0.00	0.00	0.00	908.45	0.00	250.00	1158.45
<b>TRAINING &amp; DEVELOPMENT</b>	0.00	0.00	0.00	2920.22	0.00	0.00	2920.22
<b>TOTAL CURRENT EXPENSES</b>	0.00	0.00	0.00	83717.32	17710898.57	12651.61	17807267.50

LABOR	0.00	0.00	0.00	0.00	0.00	0.00	7.15	7.15
OFFICE EQUIPMENT REPAIRS	0.00	0.00	0.00	0.00	147.52	0.00	99.00	246.52
BUILD., HOUSHLD., COMMUN. EQUIP. REP.	0.00	0.00	0.00	0.00	0.00	0.00	0.00	0.00
BLDG. REPAIRS & ALTERATIONS	0.00	0.00	0.00	0.00	0.00	0.00	0.00	0.00
<b>TOTAL REPAIRS &amp; ALTERATIONS</b>	<b>0.00</b>	<b>0.00</b>	<b>0.00</b>	<b>0.00</b>	<b>147.52</b>	<b>0.00</b>	<b>106.15</b>	<b>253.67</b>
OFFICE & COMMUNICATION EQUIP	0.00	0.00	0.00	0.00	0.00	0.00	17708.12	17708.12
BOOKS & PERIODICALS	0.00	0.00	0.00	0.00	2418.99	0.00	120.00	2538.99
OTHER EQUIPMENT	0.00	0.00	0.00	0.00	1590.00	0.00	2716.00	4306.00
<b>TOTAL EQUIPMENT</b>	<b>0.00</b>	<b>0.00</b>	<b>0.00</b>	<b>0.00</b>	<b>4008.99</b>	<b>0.00</b>	<b>20544.12</b>	<b>24553.11</b>
<b>TOTAL EXPENDITURES</b>	<b>235090.21</b>	<b>74659.03</b>	<b>2844.00</b>	<b>87873.83</b>	<b>17710898.57</b>	<b>33301.88</b>	<b>18144667.52</b>	
<b>FUND BALANCE</b>	<b>956.79</b>	<b>618.97</b>	<b>0.00</b>	<b>18581.17</b>	<b>6.43</b>	<b>4705.74</b>	<b>24869.10</b>	

\*Amounts show in Total Expenditures in columns 127 and Reappropriations (025) include deposits of \$61,623.42 representing monies collected and deposited from duplicate payments or overpayments to counsel and service providers. The amounts also include a supplemental appropriation of \$3.5 million given by the Legislature.

West Virginia Public Defender Services  
Statement of Revenues, Expenditures  
and Changes in Fund Balance  
For the Period July 1, 1995 to June 30, 1996

2420-1996-0221

**REVENUES**

Sales and Publications 14990.00

**TOTAL REVENUES**

14990.00

**EXPENDITURES**

Contractual and Professional 7689.00

Rentals 900.00

Office and Communication Equipment 1063.00

Other Equipment 267.50

**TOTAL EXPENDITURES**

9919.50

Revenues Over (under) Expenditures

5070.50

Fund Balance Beginning of Period

21220.36

Fund Balance, June 30, 1996

26290.86

2421-1996-0221

Fund Balance Beginning of Period

23.70

Add: Consumer Sales Collections

465.00

Less: Remittance of Taxes

425.40

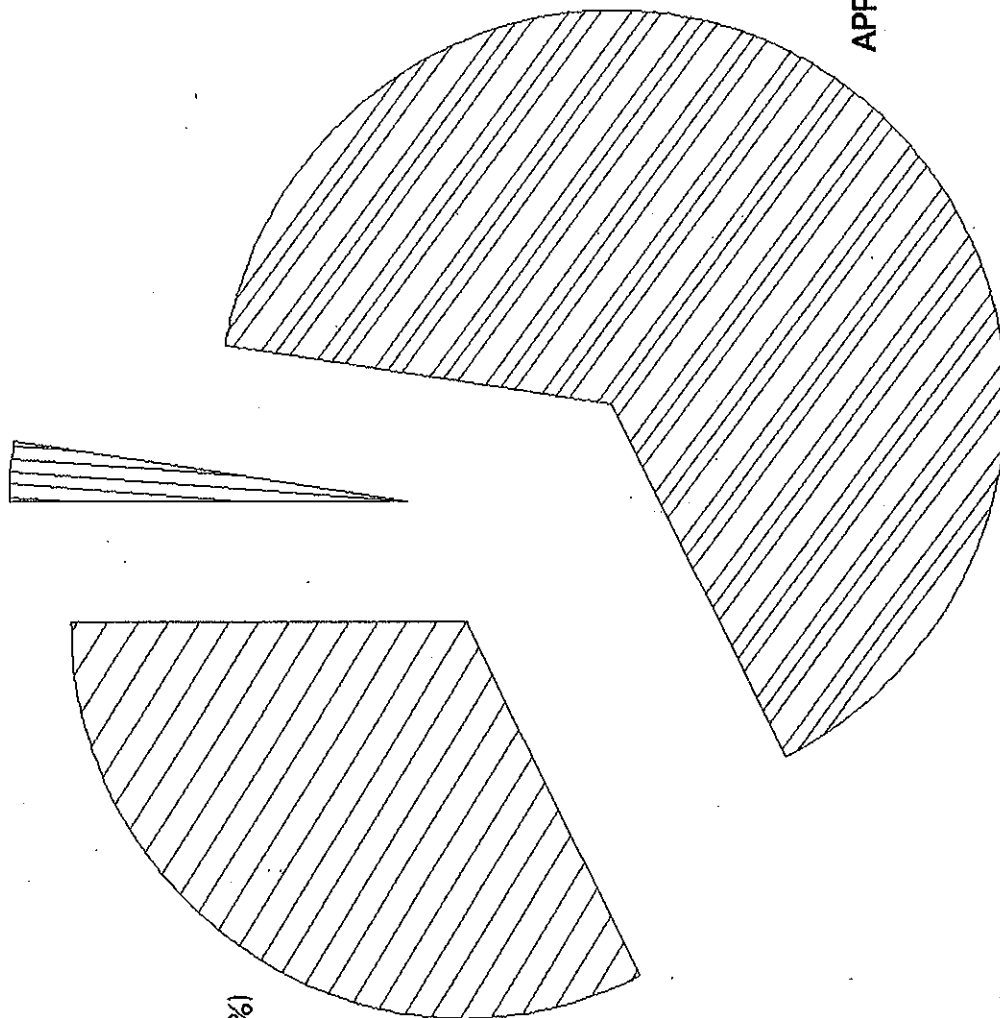
Fund Balance, June 30, 1996

63.30

# WV PUBLIC DEFENDER SERVICES

FY 95/96 TOTAL EXPENDITURES

ADMINISTRATIVE (2.4%)

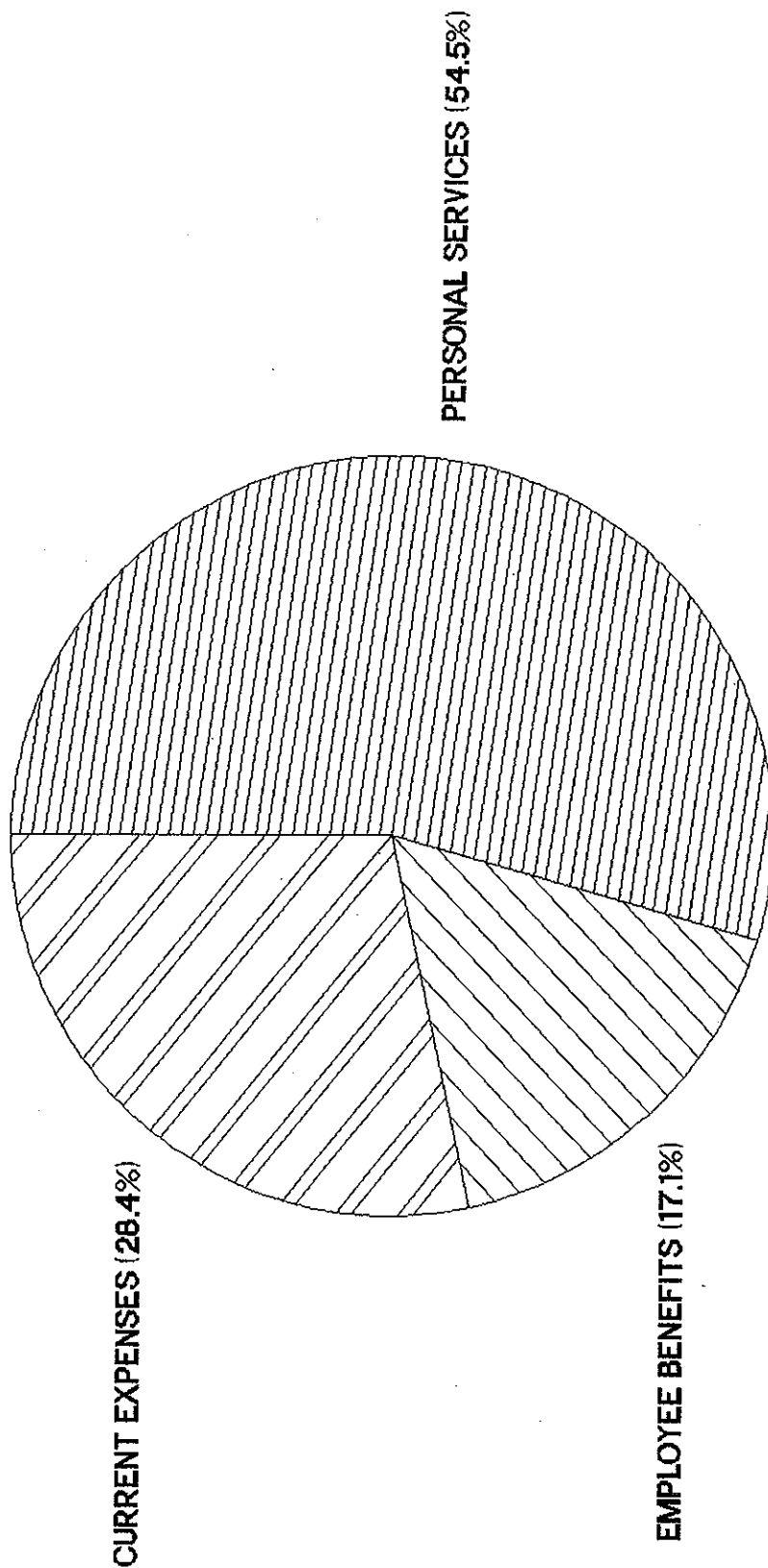


APPOINTED COUNSEL (65.2%)

PUBLIC DEFENDER (32.4%)

# WV PUBLIC DEFENDER SERVICES

FY 95/96 TOTAL ADMINISTRATIVE EXPENSES



**PUBLIC DEFENDER SERVICES GRANTS  
CASH DISBURSEMENTS TO PUBLIC DEFENDER CORPORATIONS  
JULY 1, 1995 TO JUNE 30, 1996**

FIRST CIRCUIT	\$529,806.25
SECOND CIRCUIT	\$226,262.85
SIXTH/TWENTY-FOURTH CIRCUIT	\$745,501.63
SEVENTH CIRCUIT	\$289,580.00
EIGHTH CIRCUIT	\$222,522.50
NINTH CIRCUIT	\$469,920.00
TENTH CIRCUIT	\$445,575.00
TWELFTH CIRCUIT	\$229,385.00
THIRTEENTH CIRCUIT	\$1,382,180.00
FIFTEENTH CIRCUIT	\$329,506.25
TWENTY-THIRD CIRCUIT	\$655,495.00
TWENTY-EIGHTH CIRCUIT	\$102,145.00
THIRTIETH CIRCUIT	\$257,400.00
	<b>\$5,885,279.48</b>

***PUBLIC DEFENDER AND APPOINTED COUNSEL  
STATISTICAL SUMMARIES***

PUBLIC DEFENDER SERVICES  
STATISTICAL REPORT  
APPOINTED COUNSEL FY 95/96

Total Number of Claims Paid	22,526
Total Number of Direct Expense Claims Paid	502
Total Number of Hours	220,300
Total Amount Paid in Claims	\$11,861,499.27
Total Fees Paid to Counsel	\$10,758,273.83
Total Paid Expenses	\$ 1,103,225.44
Average Total Cost Per Claim	\$526.57
Average Counsel Fee Per Claim	\$488.48
Average Expenses Per Claim	\$48.98
Percent of Claim Attributable to Fees	90.69%
Percent of Claim Attributable to Expenses	9.31%
Average Total Cost Per Hour	\$53.84
Total Hours In-Court	45,069.48
Total Hours Out-of-Court	175,230.52
Percent of Total Hours In-Court	20.5%
Percent of Total Hours Out-of-Court	79.5%

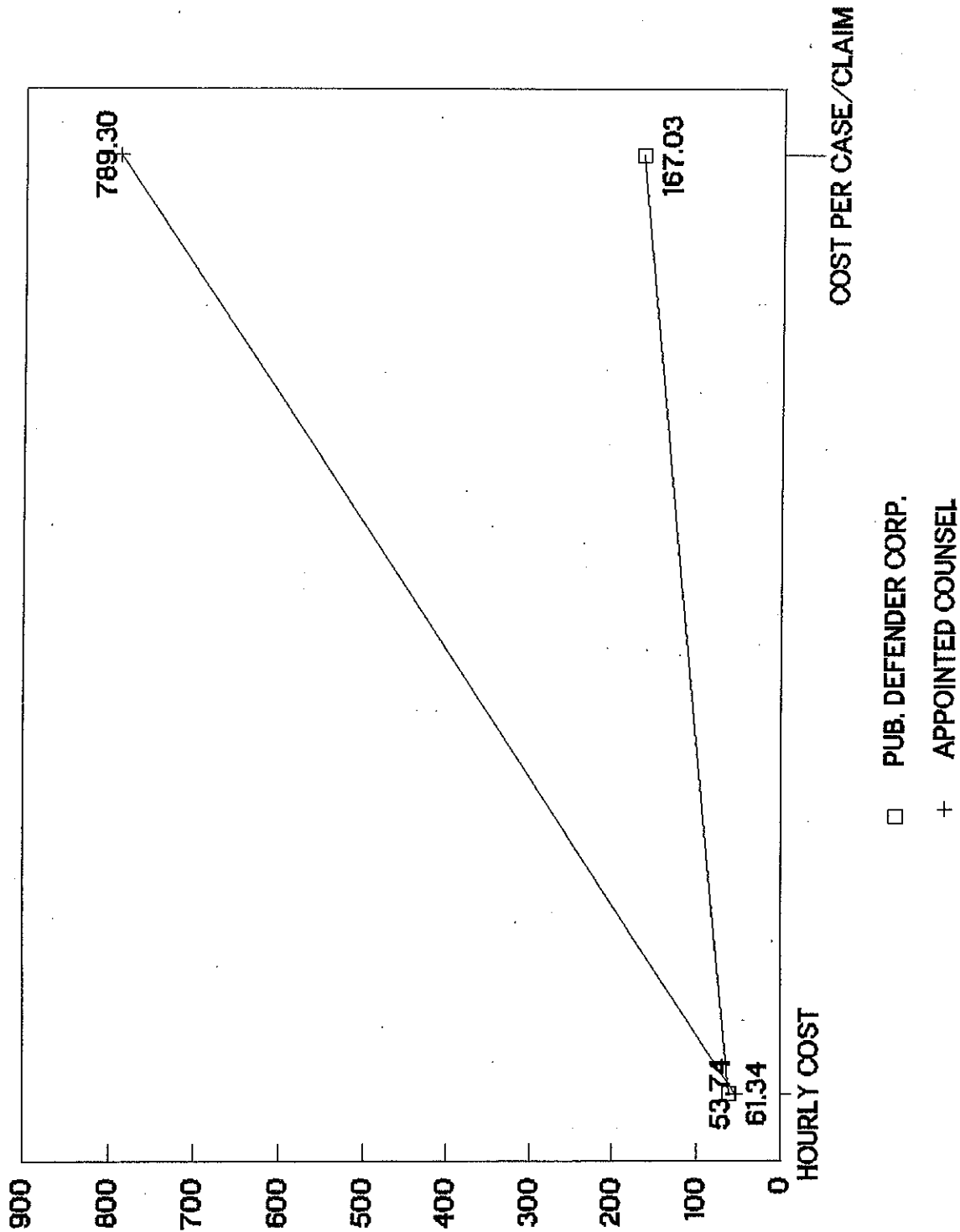
PUBLIC DEFENDER SERVICES  
STATISTICAL REPORT  
PUBLIC DEFENDER CORPORATIONS FY 95/96

Total Number of Cases Represented	29,832
Total Number of Hours Worked	138,331.24
Total Amount Disbursed to Corporations	\$5,885,279.48
Average Total Cost Per Case	\$197.28
Average Total Cost Per Hour	\$42.54

***COMPARISON  
PUBLIC DEFENDER/APPOINTED COUNSEL  
AVERAGE COSTS BY JUDICIAL CIRCUIT***

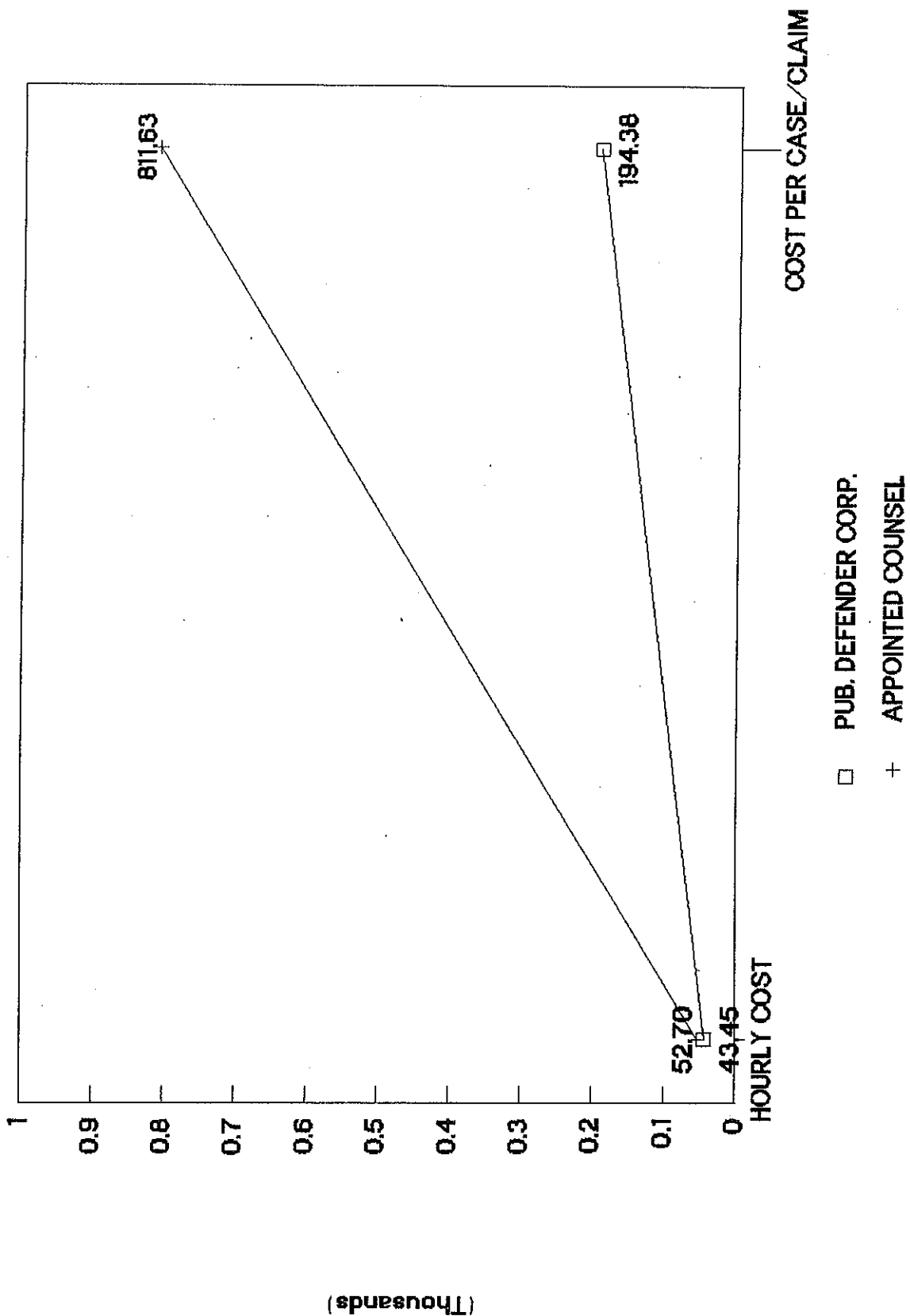
# 1ST JUDICIAL CIRCUIT

## STATISTICAL COMPARISON 95/96



# 2ND JUDICIAL CIRCUIT

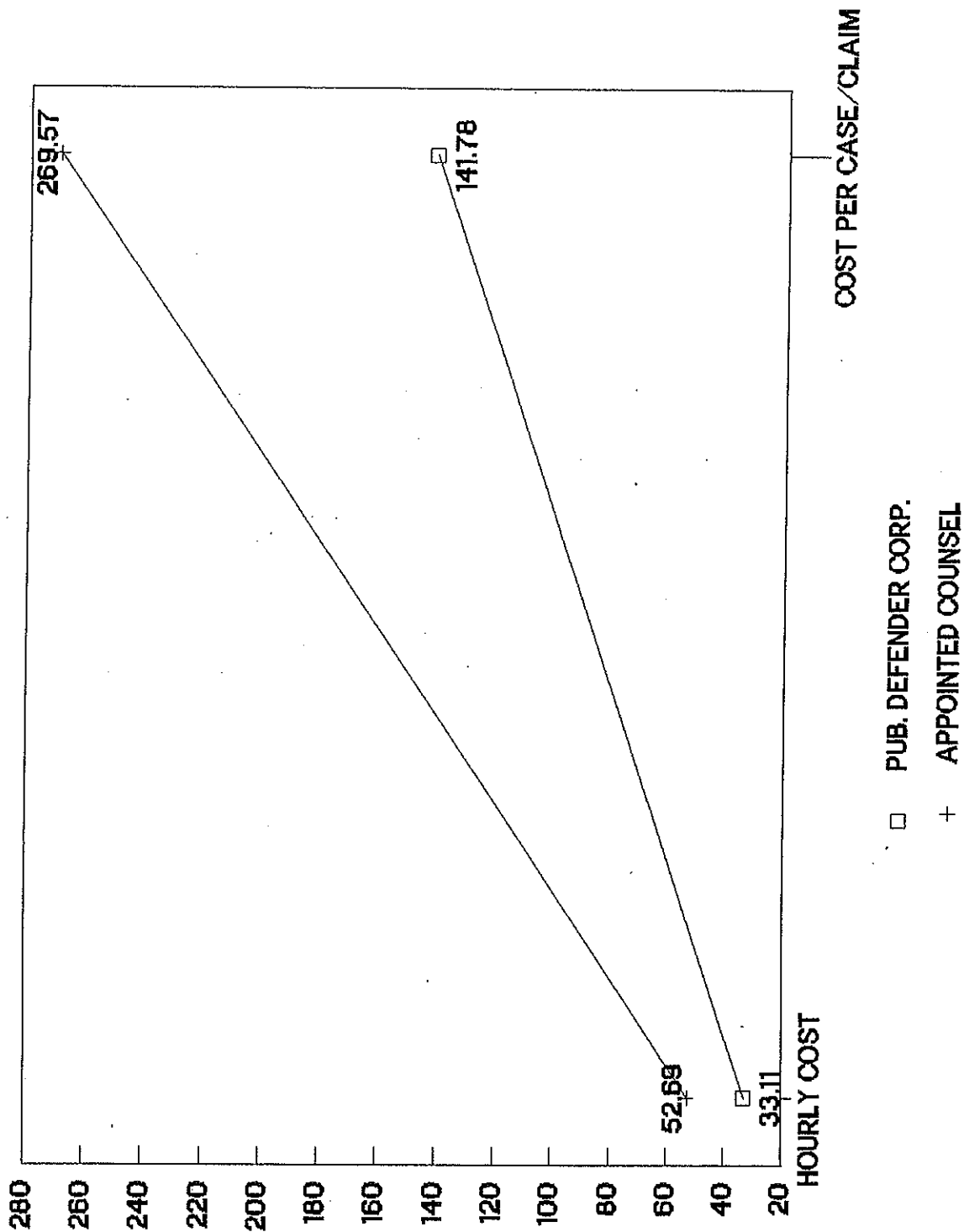
STATISTICAL COMPARISON 95/96



(Thousands)

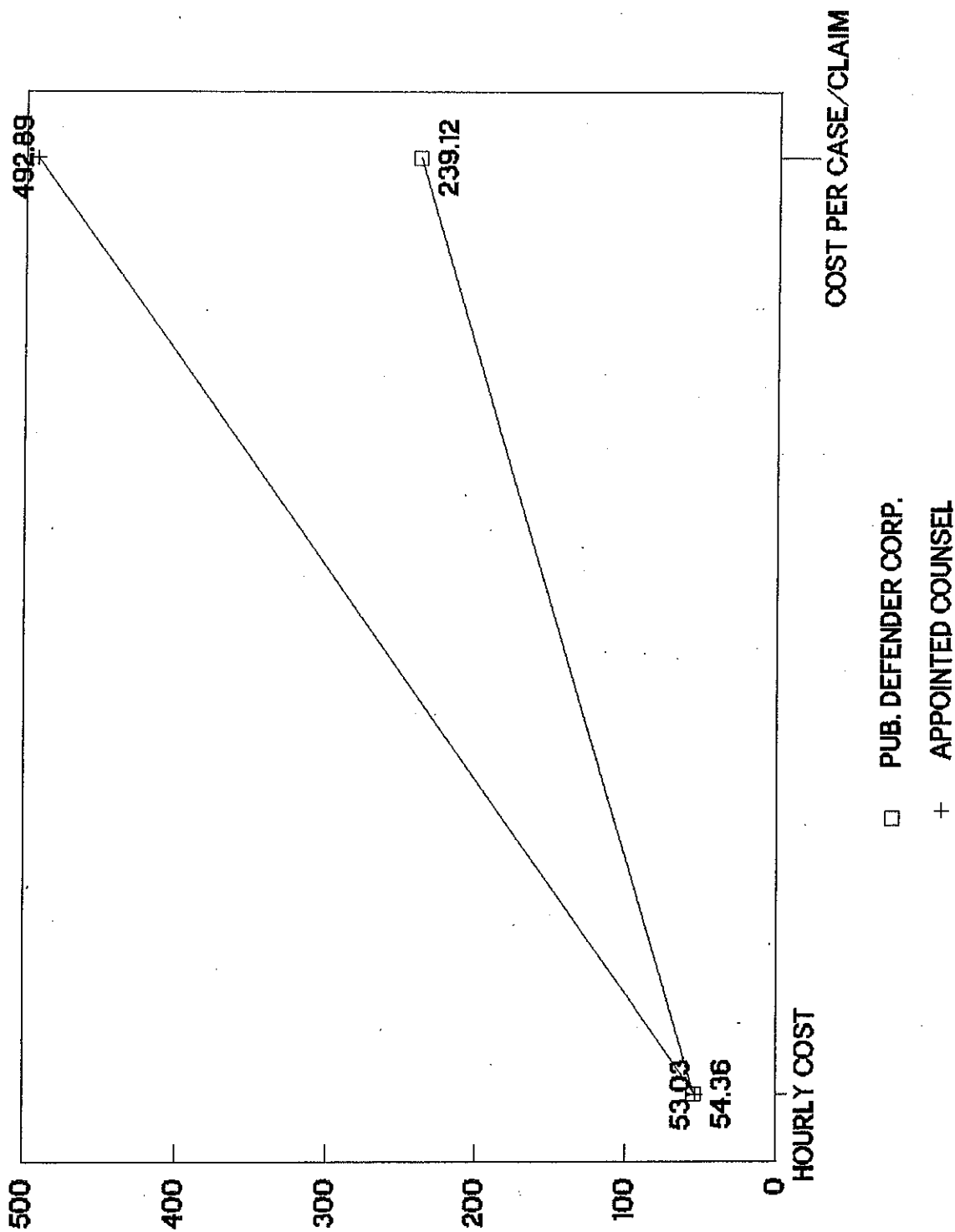
# 6TH/24TH JUDICIAL CIRCUITS

STATISTICAL COMPARISON 95/96



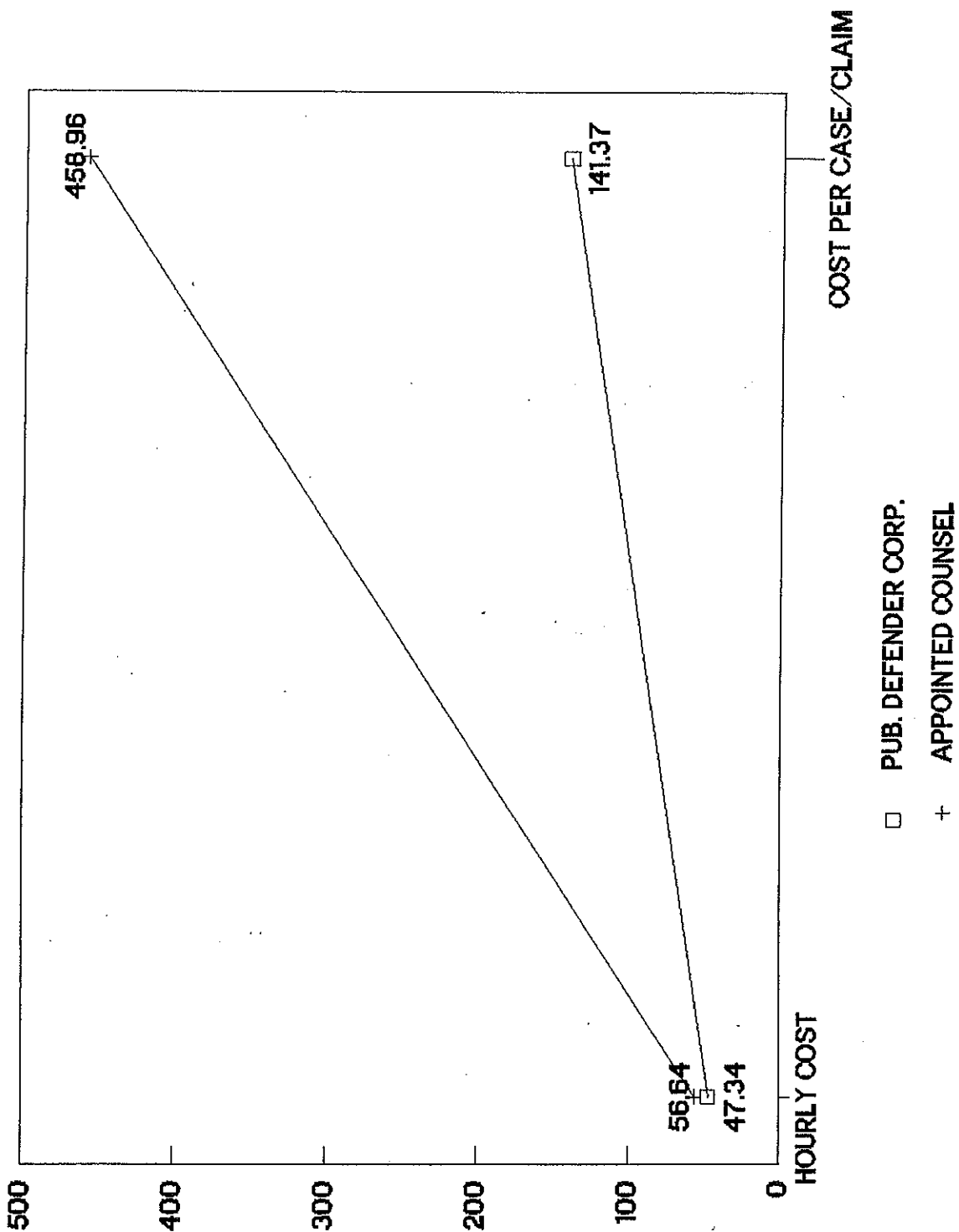
# 7TH JUDICIAL CIRCUIT

## STATISTICAL COMPARISON 95/96



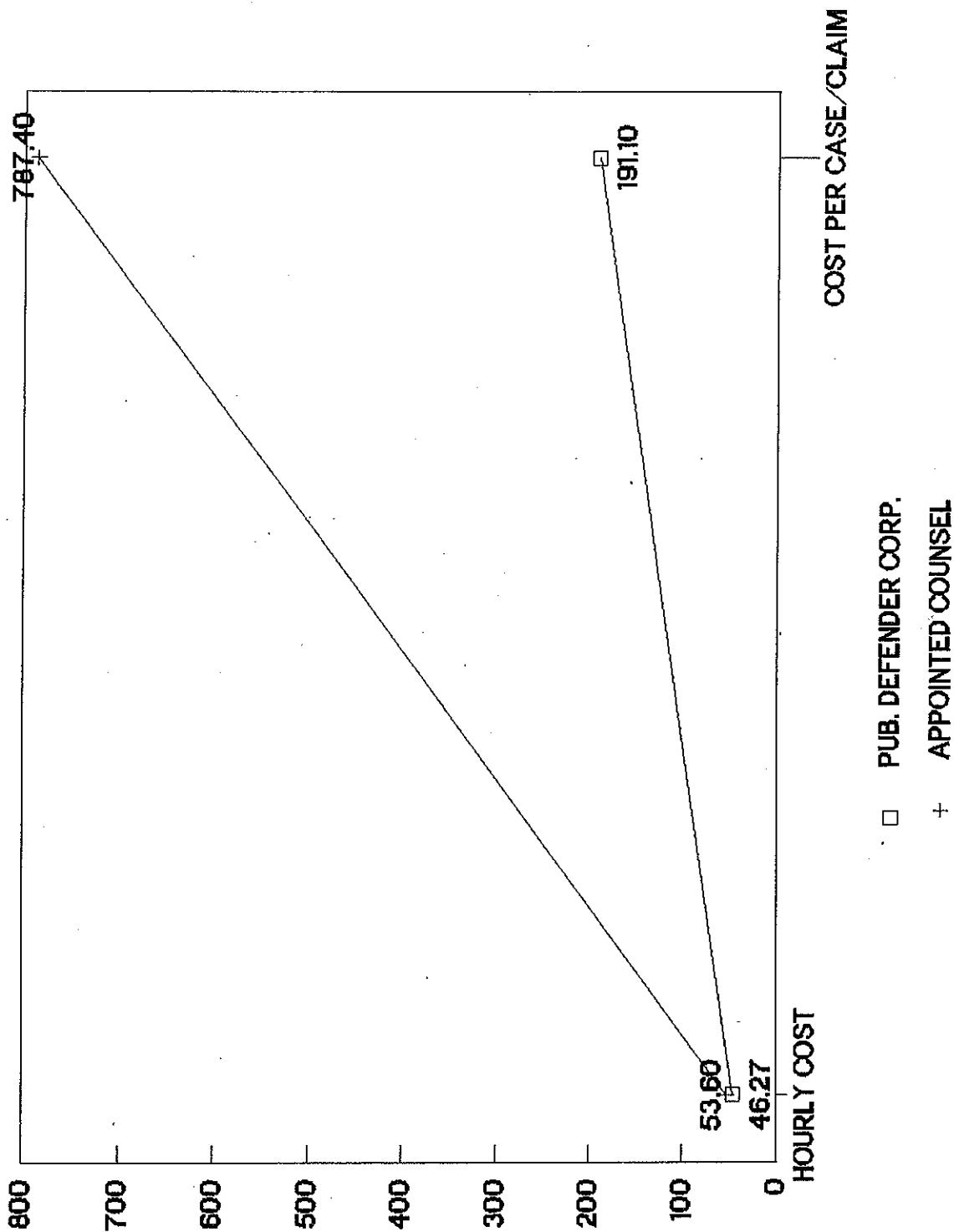
# 8TH JUDICIAL CIRCUIT

## STATISTICAL COMPARISON 95/96



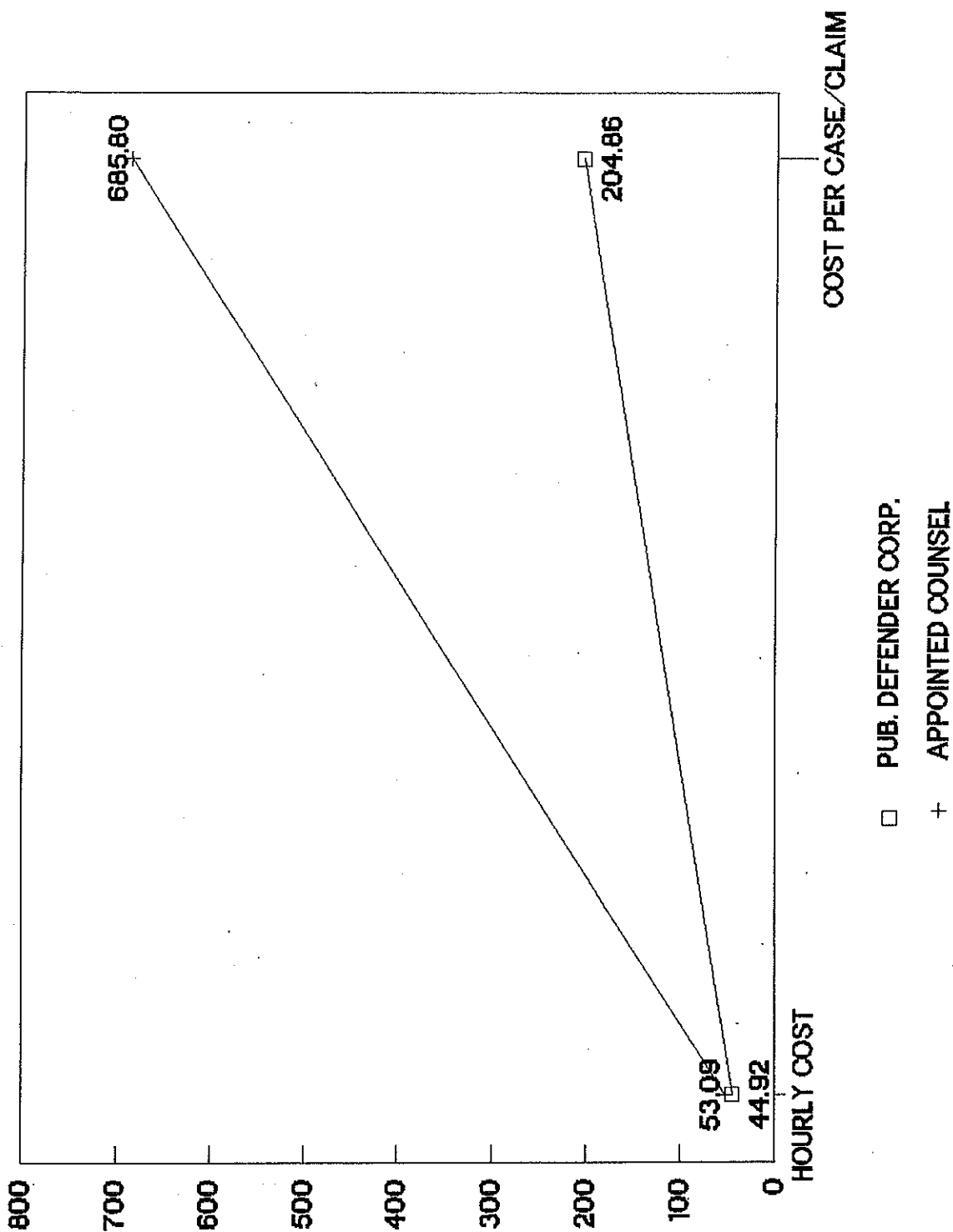
# 9TH JUDICIAL CIRCUIT

## STATISTICAL COMPARISON 95/96



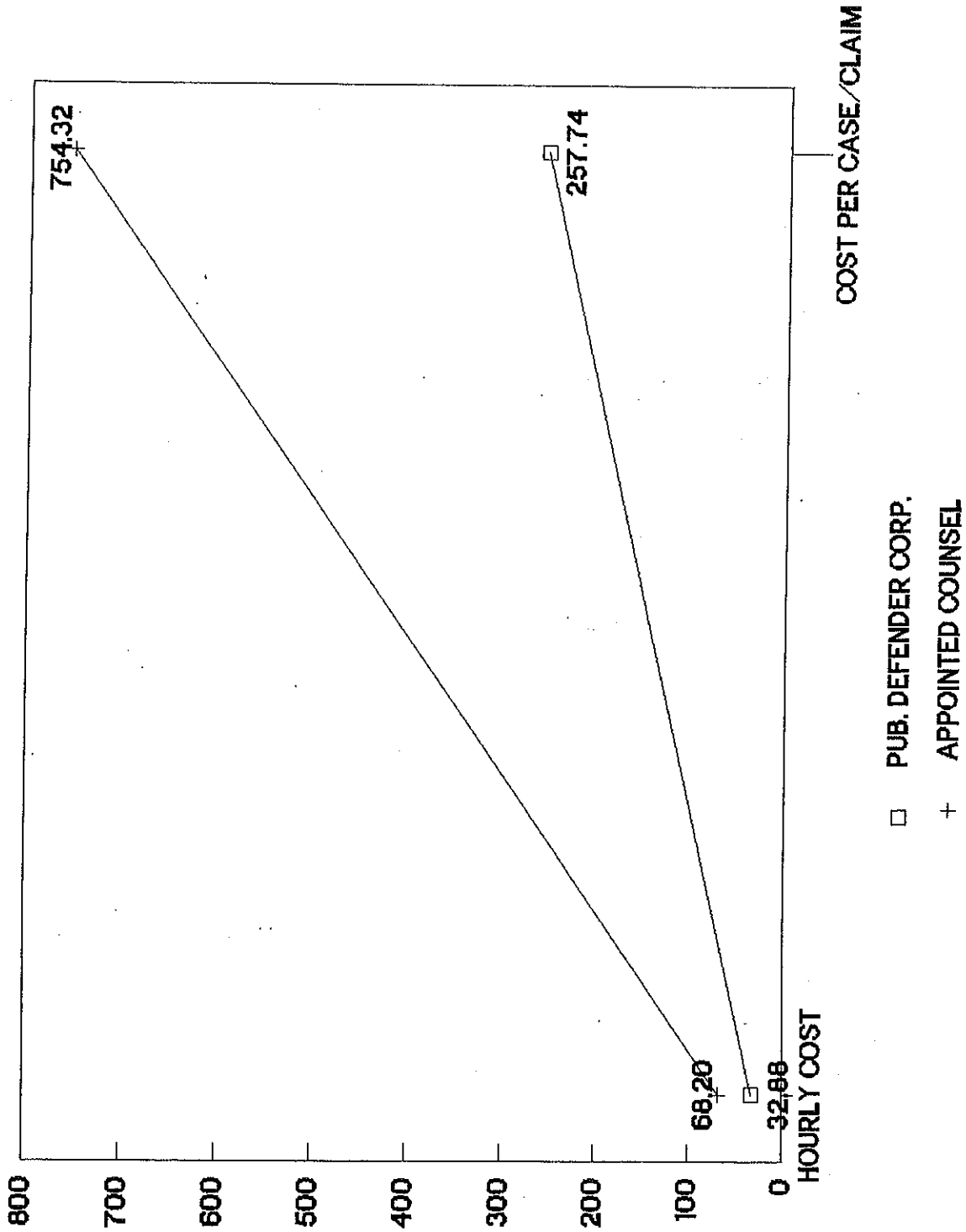
# 10TH JUDICIAL CIRCUIT

## STATISTICAL COMPARISON 95/96



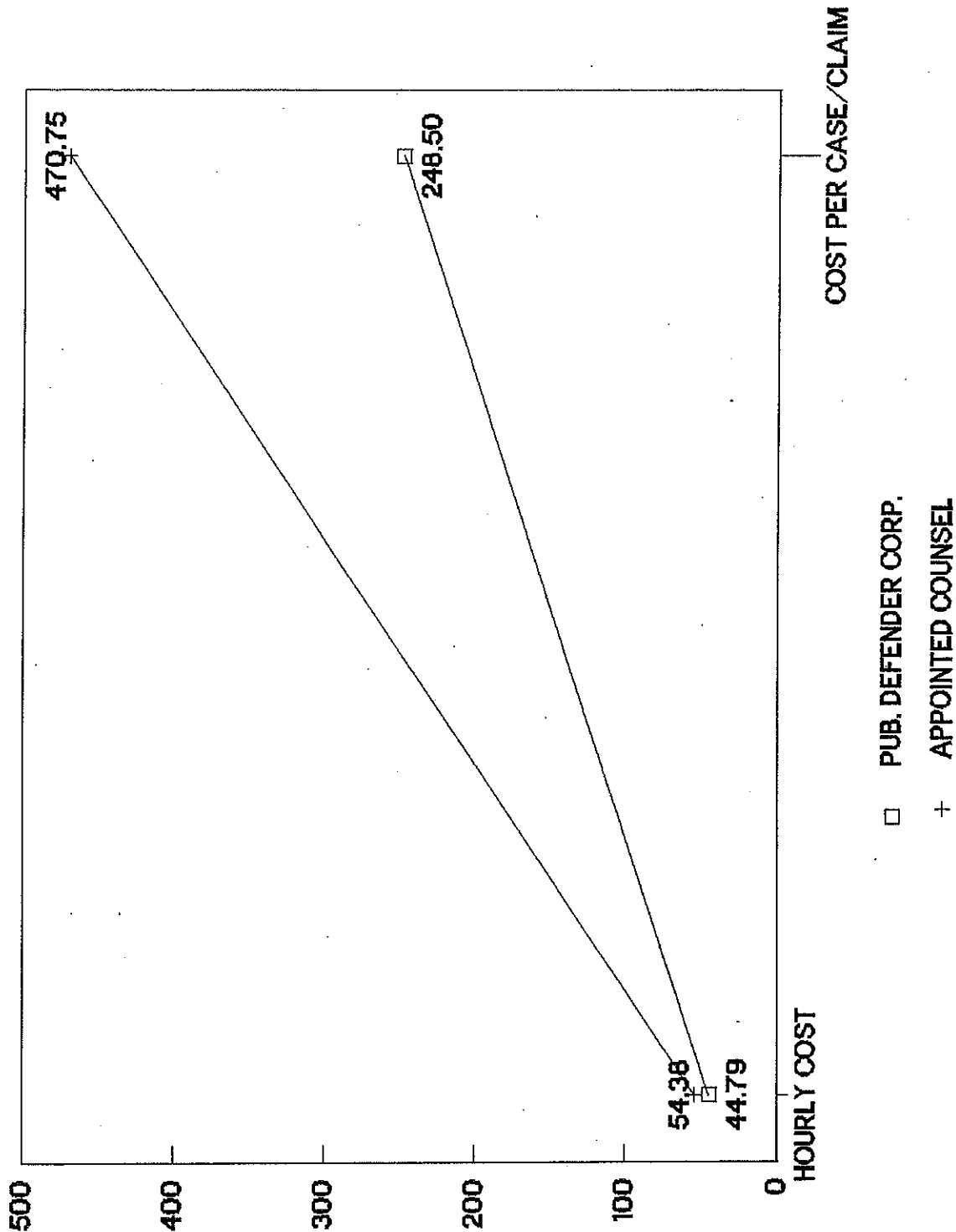
# 12TH JUDICIAL CIRCUIT

## STATISTICAL COMPARISON 95/96



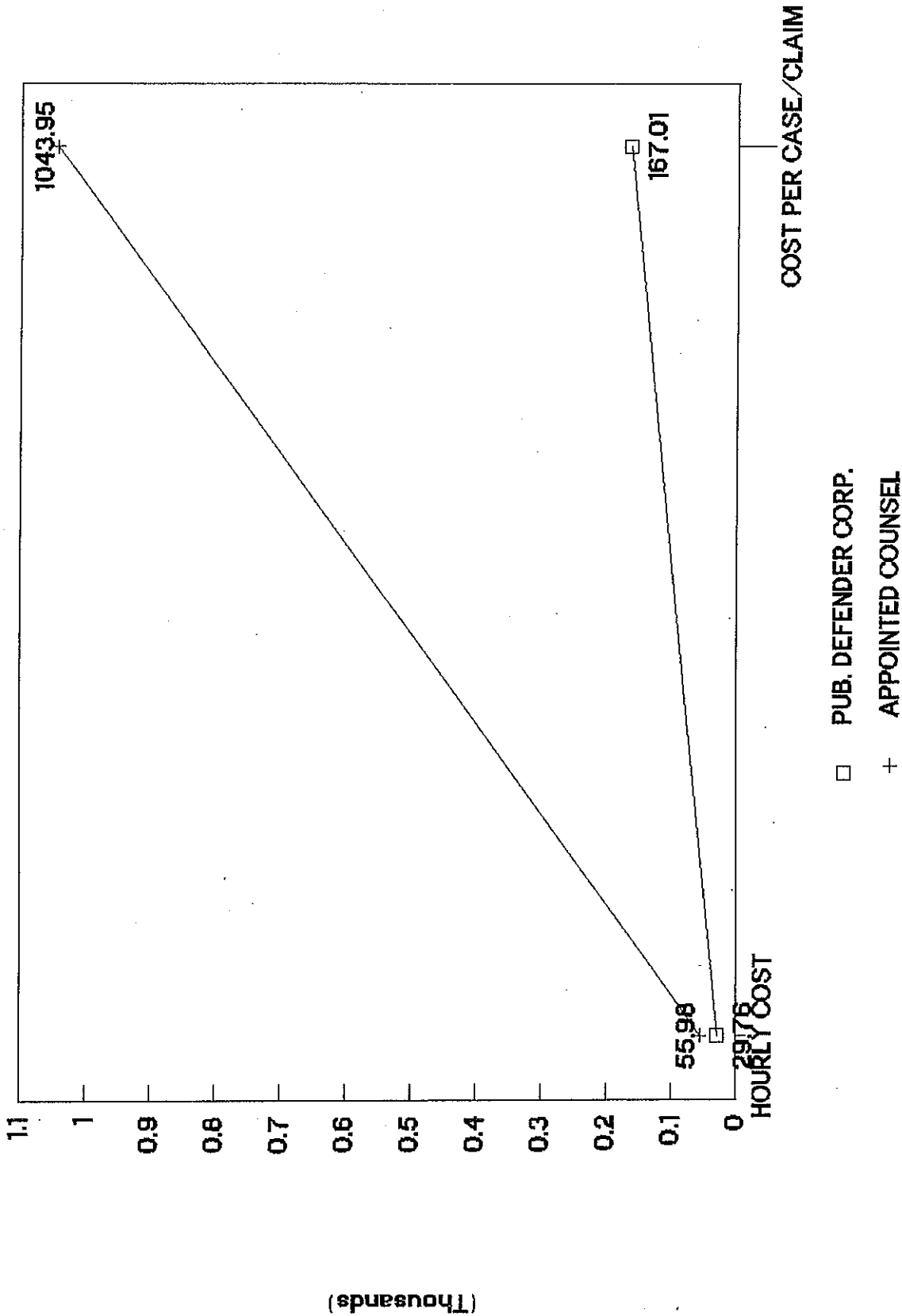
# 13TH JUDICIAL CIRCUIT

## STATISTICAL COMPARISON 95/96



# 15TH JUDICIAL CIRCUIT

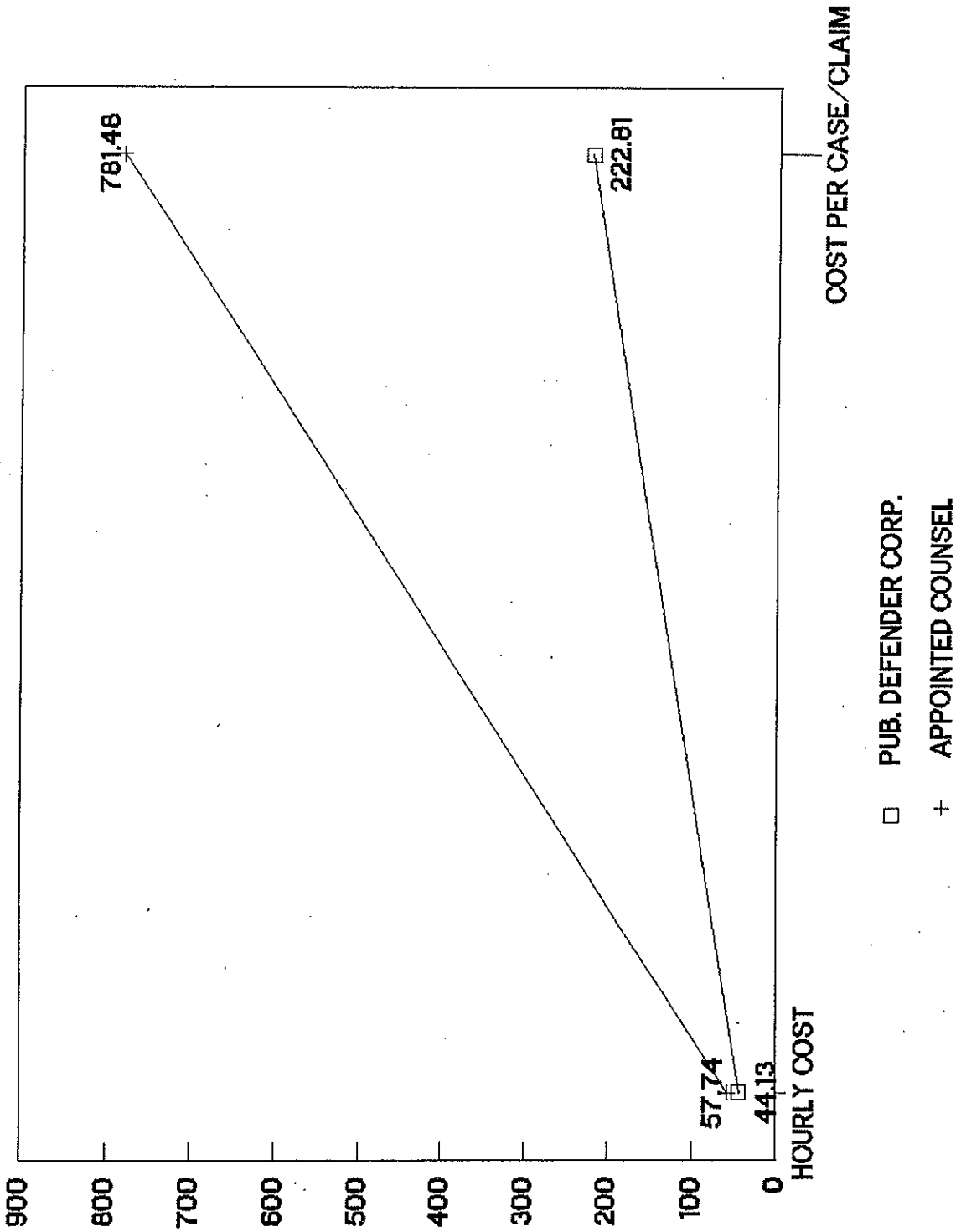
## STATISTICAL COMPARISON 95/96



(Thousands)

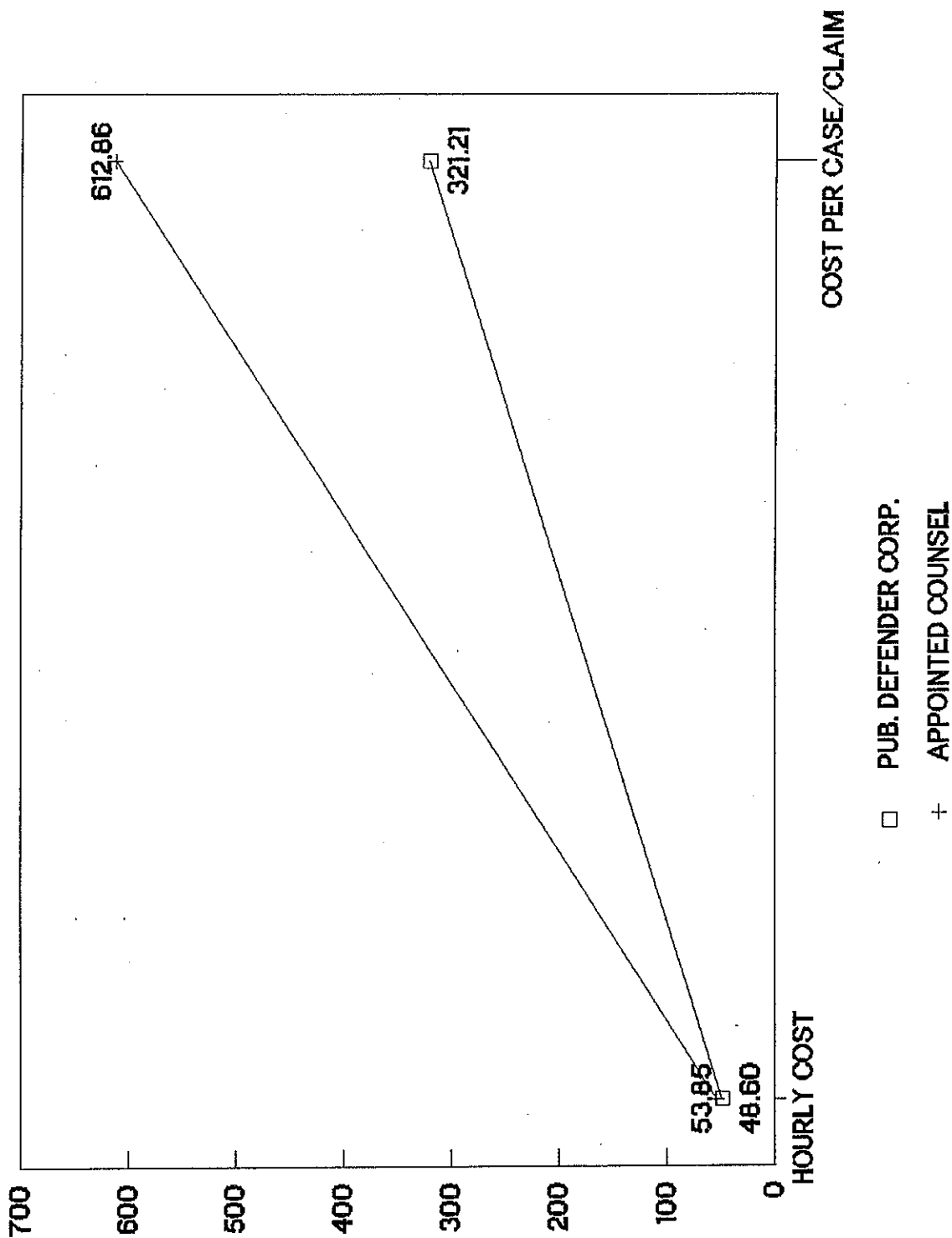
# 23RD JUDICIAL CIRCUIT

## STATISTICAL COMPARISON 95/96



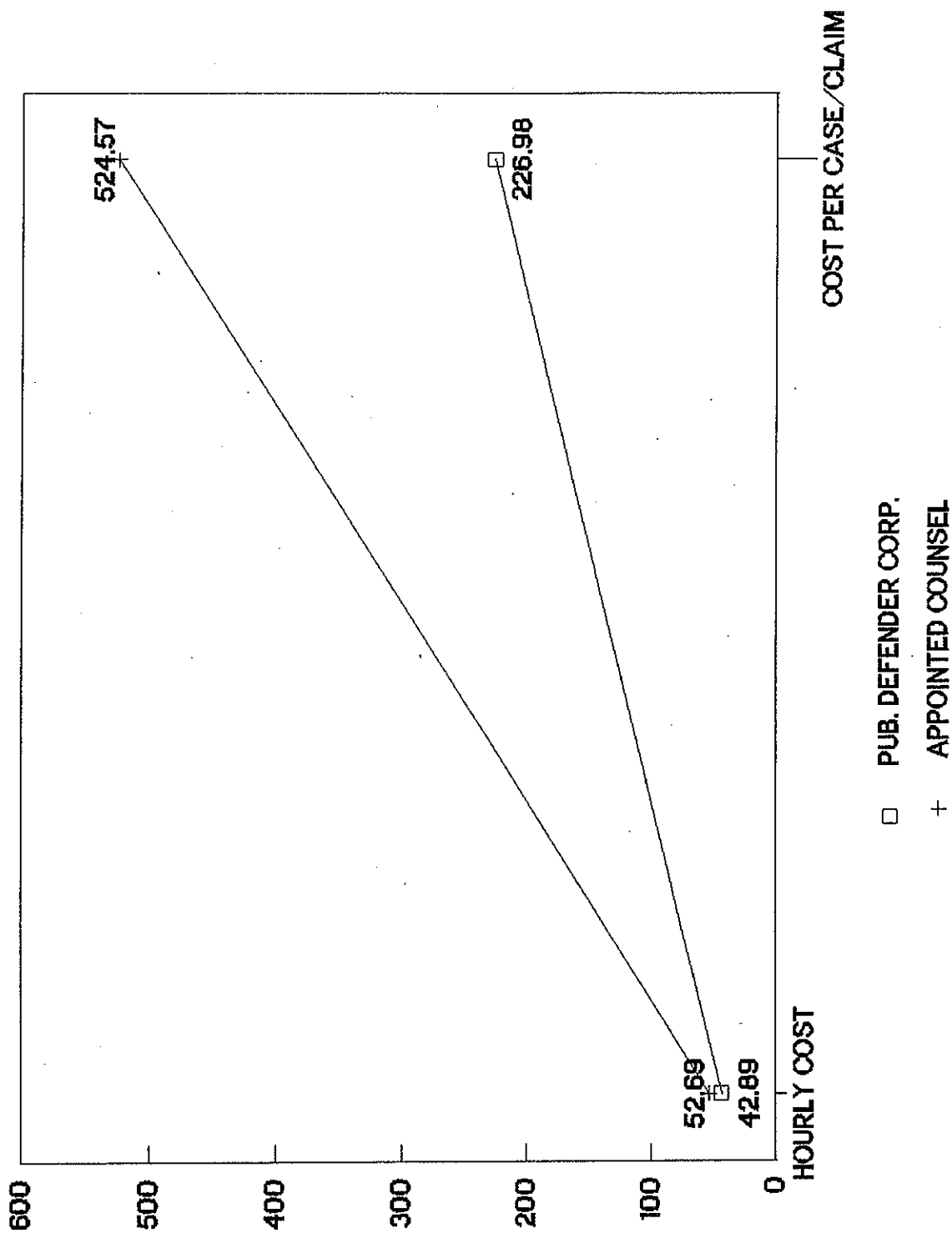
# 28TH JUDICIAL CIRCUIT

STATISTICAL COMPARISON 95/96



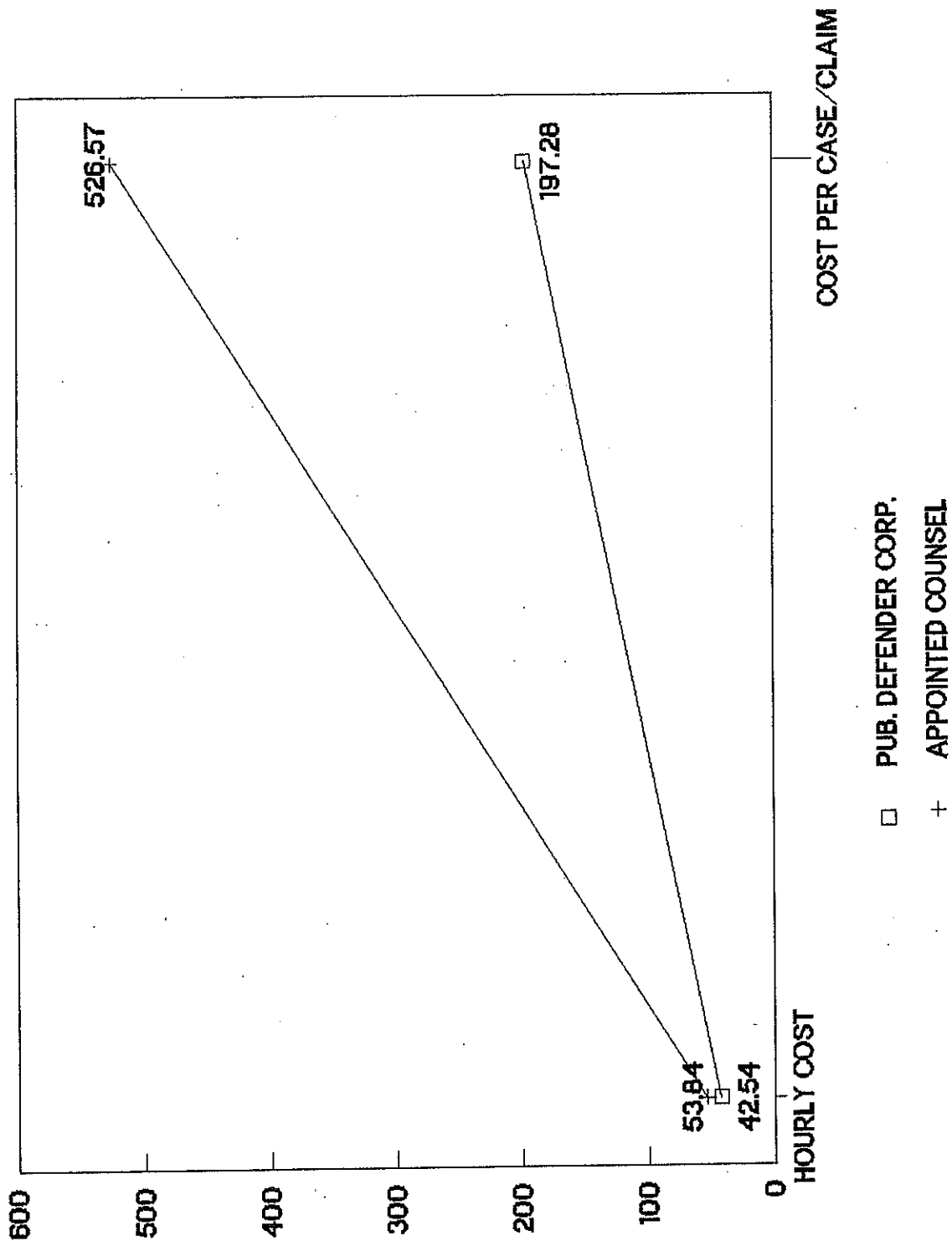
# 30TH JUDICIAL CIRCUIT

## STATISTICAL COMPARISON 95/96



# STATEWIDE AVERAGES

## STATISTICAL COMPARISON 95/96



***PUBLIC DEFENDER HOURS WORKED,  
BY ATTORNEY, BY MONTH***

PUBLIC DEFENDER CORPORATIONS  
 TIME REPORT FOR PERIOD 07/01/95 TO 06/30/96

CIRCUIT	JUL	AUG	SEP	OCT	NOV	DEC	JAN	FEB	MAR	APR	MAY	JUN	TOTAL
<b>1ST CIRCUIT</b>													
<b>OHIO</b>													
ALBERTY	24.30	0.00	0.90	60.40	79.10	81.80	101.75	67.50	117.60	72.55	97.80	73.90	777.60
JASKOLKA	0.00	0.00	0.00	0.00	0.00	0.00	0.00	0.60	0.00	0.00	0.00	0.00	0.60
PETTINI	5.30	1.20	7.50	19.20	65.80	40.50	85.56	42.60	31.35	62.00	41.70	37.30	440.01
SACCO	0.20	0.00	0.30	181.70	165.85	150.20	161.04	185.70	200.45	156.00	136.65	157.40	1495.49
SILVER	81.40	1.30	84.50	0.00	0.00	0.00	0.00	0.00	0.00	0.00	0.00	0.00	167.20
WARNER	0.00	0.00	0.00	0.00	0.00	0.00	0.00	0.20	0.00	0.00	0.00	0.00	0.20
WILSON	0.00	0.00	0.70	63.25	79.45	49.80	83.25	37.80	0.10	61.00	39.10	20.40	434.85
<b>TOTAL</b>	<b>111.20</b>	<b>2.50</b>	<b>93.90</b>	<b>324.55</b>	<b>390.20</b>	<b>322.30</b>	<b>431.60</b>	<b>334.40</b>	<b>349.50</b>	<b>351.55</b>	<b>315.25</b>	<b>289.00</b>	<b>3315.95</b>
<b>BROOKE</b>													
BOWMAN-JEFFERIS	150.60	178.90	156.50	164.00	150.60	0.00	161.90	151.80	162.50	174.70	155.30	159.40	1766.20
BROGAN	167.30	193.90	166.10	65.30	158.80	0.00	165.40	158.50	176.00	170.00	186.10	164.50	1771.90
FITCH	156.30	185.30	158.20	153.30	141.50	0.00	166.12	146.10	162.30	174.90	179.90	159.50	1783.42
<b>TOTAL</b>	<b>474.20</b>	<b>558.10</b>	<b>480.80</b>	<b>382.60</b>	<b>450.90</b>	<b>0.00</b>	<b>493.42</b>	<b>456.40</b>	<b>500.80</b>	<b>519.60</b>	<b>521.30</b>	<b>483.40</b>	<b>5321.52</b>
<b>CIRCUIT TOTAL</b>	<b>585.40</b>	<b>560.60</b>	<b>574.70</b>	<b>707.15</b>	<b>841.10</b>	<b>322.30</b>	<b>925.02</b>	<b>790.80</b>	<b>850.30</b>	<b>871.15</b>	<b>836.55</b>	<b>772.40</b>	<b>8637.47</b>
<b>2ND CIRCUIT</b>													
ANDERSON	11.00	153.70	143.80	161.10	152.40	137.50	143.20	146.90	158.60	160.60	153.20	138.30	1660.30
NEISWONGER	0.00	0.00	108.30	143.50	127.60	134.40	137.90	150.90	146.20	165.60	135.60	141.50	1391.50
SHEPPARD	138.10	57.00	0.00	0.00	0.00	0.00	0.00	0.00	0.00	0.00	0.00	0.00	195.10
ZEHNDER	151.60	175.40	151.70	175.30	169.70	161.20	173.80	177.90	182.30	164.50	152.00	124.60	1960.00
<b>CIRCUIT TOTAL</b>	<b>300.70</b>	<b>386.10</b>	<b>403.80</b>	<b>479.90</b>	<b>449.70</b>	<b>433.10</b>	<b>454.90</b>	<b>475.70</b>	<b>487.10</b>	<b>490.70</b>	<b>440.80</b>	<b>404.40</b>	<b>5206.90</b>
<b>6TH CIRCUIT</b>													
BLAIR	0.00	0.00	0.00	0.00	0.00	0.00	170.04	165.38	185.94	171.26	178.35	41.42	912.39
BOUCHILLON	178.80	186.90	159.90	212.60	158.00	110.20	167.90	169.10	199.50	193.30	173.90	184.20	2094.30
GUNTER	114.15	193.00	154.70	146.50	159.70	2.20	0.00	0.00	0.00	0.00	0.00	0.00	770.25
HAMMERS	136.20	124.90	162.15	173.15	135.90	146.20	167.10	146.75	164.65	172.40	158.65	136.40	1824.45
HOUDYSHELL	184.60	317.40	202.60	252.90	258.60	206.25	220.50	252.60	240.20	222.36	195.79	193.00	2746.80
JARRELL	176.00	191.00	162.40	181.80	158.80	152.50	151.09	157.70	197.50	177.50	159.50	168.00	2033.79
QUALLS	204.05	143.55	180.05	224.60	166.85	129.10	181.85	164.05	168.90	202.94	186.80	120.40	2073.14
RYAN	0.00	0.00	0.00	0.00	0.00	94.20	145.00	137.10	137.10	156.39	149.60	93.10	912.49
VAN BIBBER	0.00	4.50	0.50	0.00	0.00	0.00	0.00	0.00	0.00	0.00	0.00	0.00	5.00
WEED	70.40	178.20	178.10	179.80	159.50	152.80	159.60	169.36	176.16	190.30	180.90	161.60	1956.72
WILKINSON	146.98	155.50	160.30	180.74	162.10	142.70	173.20	172.90	180.35	169.30	160.90	122.70	1927.67
WILSON	87.90	200.70	151.70	172.00	133.85	150.00	185.20	156.30	157.00	174.00	137.84	177.90	1884.39
<b>CIRCUIT TOTAL</b>	<b>1299.08</b>	<b>1695.65</b>	<b>1512.40</b>	<b>1724.09</b>	<b>1493.30</b>	<b>1286.15</b>	<b>1721.48</b>	<b>1691.24</b>	<b>1807.30</b>	<b>1829.75</b>	<b>1682.23</b>	<b>1398.72</b>	<b>19141.39</b>

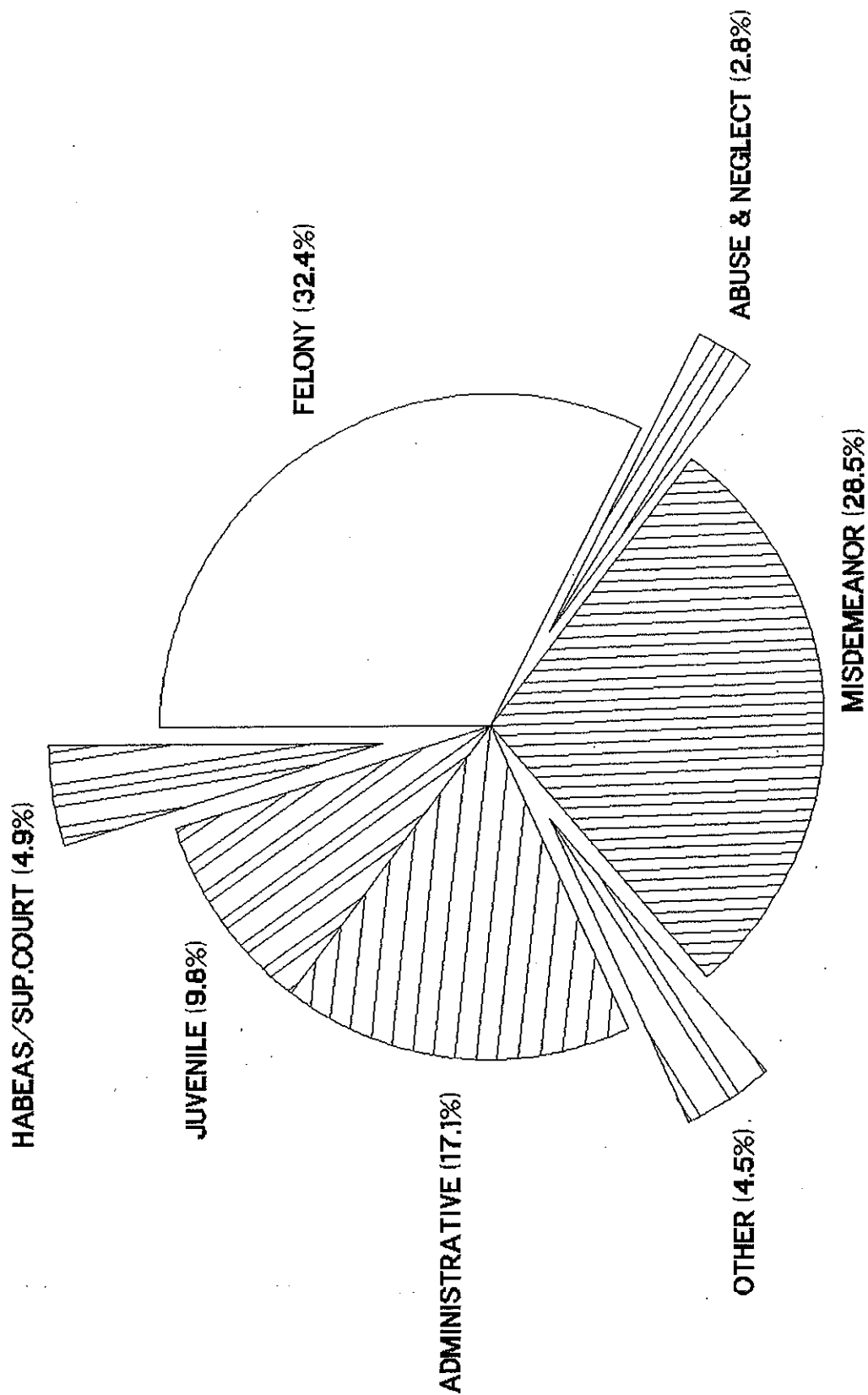
CIRCUIT	JUL	AUG	SEP	OCT	NOV	DEC	JAN	FEB	MAR	APR	MAY	JUN	TOTAL
<b>7TH CIRCUIT</b>													
ADKINS	0.00	0.00	0.00	15.25	72.65	85.90	158.00	156.75	182.10	202.10	172.18	152.40	1197.33
CODISPOTI	156.30	216.30	110.40	156.60	112.70	1.10	161.30	54.90	0.00	167.90	159.70	181.10	1478.30
HOLICKER	0.00	0.00	0.00	0.00	0.00	0.00	106.20	111.40	148.50	150.40	152.80	150.90	820.20
MERCERUIO	168.60	149.88	146.10	158.00	121.60	171.10	168.70	153.00	153.70	143.80	154.80	142.30	1831.58
<b>CIRCUIT TOTAL</b>	<b>324.90</b>	<b>366.18</b>	<b>256.50</b>	<b>329.85</b>	<b>306.95</b>	<b>258.10</b>	<b>594.20</b>	<b>476.05</b>	<b>484.30</b>	<b>664.20</b>	<b>639.48</b>	<b>626.70</b>	<b>5327.41</b>
<b>8TH CIRCUIT</b>													
ANDERSON	139.90	52.40	132.30	100.80	158.60	101.50	145.60	144.90	128.20	164.90	151.40	236.80	1657.30
BARIE	134.20	35.70	134.20	139.40	161.30	111.00	81.90	0.00	0.00	0.00	0.00	0.00	797.70
LUSK	167.20	68.20	181.00	185.40	170.50	147.30	184.10	196.80	265.20	234.70	204.80	240.30	2245.50
<b>CIRCUIT TOTAL</b>	<b>441.30</b>	<b>156.30</b>	<b>447.50</b>	<b>425.60</b>	<b>490.40</b>	<b>359.80</b>	<b>411.60</b>	<b>341.70</b>	<b>393.40</b>	<b>399.60</b>	<b>356.20</b>	<b>477.10</b>	<b>4700.50</b>
<b>9TH CIRCUIT</b>													
ALEXANDER	29.10	182.30	161.55	164.60	157.50	147.90	154.40	140.70	144.82	158.60	137.80	164.20	1743.47
ASH	144.00	160.70	109.20	131.70	138.80	150.13	190.40	150.50	149.70	160.30	150.80	146.20	1782.43
BALLARD	128.10	155.20	120.70	98.30	89.70	138.50	133.60	92.10	147.10	94.10	116.20	119.50	1433.10
BURKS	136.40	161.90	140.70	136.30	115.30	116.80	130.50	142.00	133.00	168.50	136.40	155.21	1673.01
FUDA	157.50	184.10	173.20	128.84	147.70	149.10	161.50	149.20	181.20	176.66	183.13	150.75	1942.88
MEYER	0.00	62.90	83.30	119.90	105.60	103.10	146.00	173.85	167.30	209.30	217.90	193.00	1582.15
<b>CIRCUIT TOTAL</b>	<b>595.10</b>	<b>907.10</b>	<b>788.65</b>	<b>779.64</b>	<b>754.60</b>	<b>805.53</b>	<b>916.40</b>	<b>848.35</b>	<b>923.12</b>	<b>967.46</b>	<b>942.23</b>	<b>928.86</b>	<b>10157.04</b>
<b>10TH CIRCUIT</b>													
HALFERTY	0.00	3.10	58.10	102.20	91.40	96.00	203.80	280.00	129.10	137.20	148.90	141.10	1390.90
KOSTOL	0.00	0.00	0.00	0.00	0.00	14.90	0.00	0.00	0.00	0.00	0.00	0.00	14.90
LAMP	200.80	230.20	122.40	200.30	144.70	49.30	112.90	129.30	187.10	126.70	180.40	114.40	1798.50
MATKOVICH	0.00	196.00	167.00	154.00	153.70	115.70	90.50	177.60	144.90	182.70	97.30	0.00	1479.40
NOGGY	15.50	150.40	129.10	140.00	138.30	0.00	147.60	202.30	175.50	180.00	176.40	190.20	1645.30
SINKIEWICZ	171.80	188.00	154.40	139.90	141.10	93.70	116.20	96.20	137.20	151.60	206.80	91.50	1688.40
VILLANUEVA	138.90	192.60	154.90	142.70	138.90	135.90	112.40	186.10	170.90	195.40	202.04	132.00	1902.74
<b>CIRCUIT TOTAL</b>	<b>527.00</b>	<b>960.30</b>	<b>785.90</b>	<b>879.10</b>	<b>808.10</b>	<b>505.50</b>	<b>783.40</b>	<b>1071.50</b>	<b>944.70</b>	<b>973.60</b>	<b>1011.84</b>	<b>669.20</b>	<b>9920.14</b>
<b>12TH CIRCUIT</b>													
EUSTIS	220.10	239.30	233.90	233.40	279.00	224.40	255.80	250.70	241.20	240.30	242.80	270.10	2931.00
MOOREHEAD	152.20	155.26	151.50	157.40	200.60	145.70	160.30	190.50	191.20	119.14	187.80	179.10	1990.70
REES	164.60	202.10	156.70	170.20	203.70	166.20	168.80	169.30	159.00	159.01	177.20	157.30	2054.11
<b>CIRCUIT TOTAL</b>	<b>536.90</b>	<b>596.66</b>	<b>542.10</b>	<b>561.00</b>	<b>683.30</b>	<b>536.30</b>	<b>584.90</b>	<b>610.50</b>	<b>591.40</b>	<b>518.45</b>	<b>607.80</b>	<b>606.50</b>	<b>6975.81</b>

CIRCUIT	JUL	AUG	SEP	OCT	NOV	DEC	JAN	FEB	MAR	APR	MAY	JUN	TOTAL
<b>13TH CIRCUIT</b>													
ALEXANDER	3.50	118.55	170.50	184.35	168.85	170.85	177.85	166.00	170.35	193.25	194.50	169.15	1887.70
BOOTHROYD	156.75	183.25	163.50	174.00	177.25	191.25	167.50	175.00	182.75	168.75	180.50	161.00	2081.50
BRADFORD	0.00	156.30	166.80	197.00	167.90	148.90	155.70	159.60	182.60	163.80	201.70	164.00	1864.30
BROWN	151.10	185.10	185.04	172.10	172.60	160.90	180.60	168.70	183.00	189.00	221.90	200.00	2170.04
CASTELLE	79.28	201.98	189.38	206.99	221.45	184.36	206.50	199.30	226.85	207.74	205.36	185.54	2314.73
CHIERICOZZI	0.00	0.00	0.00	0.00	0.00	0.00	0.00	0.00	0.00	0.00	6.20	90.15	96.35
CHISOLM	0.00	197.90	179.50	179.60	173.70	163.90	193.30	173.50	176.00	200.70	202.10	172.10	2012.30
DAVIS	139.60	189.40	182.70	187.80	179.90	170.70	188.50	180.60	168.60	180.80	183.90	159.90	2112.40
DELANEY	0.00	0.00	0.00	10.35	122.40	148.45	159.00	154.15	159.20	171.30	164.00	113.65	1202.50
FISHER	0.00	0.00	0.00	0.00	0.00	0.00	0.00	0.00	0.00	0.00	78.25	151.35	229.60
GOES	10.60	161.30	162.00	205.30	183.00	171.95	194.80	190.70	180.70	191.00	195.80	186.10	2033.25
HUGHES	156.00	167.00	166.00	176.50	168.00	153.00	193.50	175.50	160.00	180.50	179.50	180.50	2056.00
KAPLAN	200.80	210.00	192.20	247.00	196.30	198.10	220.70	193.50	183.90	168.00	192.60	180.90	2384.00
MAUL	0.00	0.25	0.00	0.00	0.00	0.00	0.00	0.00	0.00	0.00	0.00	0.00	0.25
MCCAULEY	123.50	205.50	154.50	191.75	172.50	165.25	8.00	0.00	0.00	0.00	0.00	0.00	1021.00
MOLENDIA	0.00	0.00	0.00	0.00	0.00	0.00	0.00	91.90	155.39	173.10	162.50	169.70	752.59
SARIA	21.00	178.25	166.75	180.75	165.50	154.60	189.50	152.00	174.50	173.50	198.00	162.50	1916.85
SIMS	0.00	0.00	0.00	0.00	0.00	0.00	0.00	0.00	0.00	0.00	64.75	95.00	159.75
SULLIVAN	57.77	149.10	151.90	193.60	163.40	162.10	172.60	175.20	172.20	167.50	208.00	177.80	1951.17
VALENTINO	145.50	178.55	168.80	0.00	0.00	0.00	0.00	0.00	0.00	0.00	0.00	8.00	500.85
WARNER	0.00	185.80	173.00	188.10	181.40	171.40	183.90	171.00	168.30	183.10	188.60	161.40	1956.00
WOLFINGBARGER	0.00	0.00	0.00	0.00	0.00	0.00	0.00	0.00	0.00	0.00	28.00	125.50	153.50
<b>CIRCUIT TOTAL</b>	<b>1245.40</b>	<b>2668.23</b>	<b>2572.57</b>	<b>2695.19</b>	<b>2614.15</b>	<b>2515.71</b>	<b>2591.95</b>	<b>2526.65</b>	<b>2644.34</b>	<b>2712.04</b>	<b>3056.16</b>	<b>3014.24</b>	<b>30856.63</b>
<b>15TH CIRCUIT</b>													
GOODRICH	173.33	194.42	181.15	164.79	177.95	151.75	171.12	178.30	166.16	184.79	174.04	179.37	2097.17
HUTCHENS	0.00	0.00	0.00	0.00	0.00	0.00	0.00	0.00	0.00	0.00	126.75	144.67	271.42
MCCONNELL	128.36	0.00	0.00	0.00	0.00	0.00	0.00	0.00	0.00	0.00	0.00	0.00	128.36
MWANGI	0.00	0.00	0.00	0.00	0.00	0.00	0.00	0.00	0.00	0.00	116.01	150.25	266.26
PICKENS	164.12	184.03	160.75	173.50	170.75	159.77	183.25	169.50	158.72	163.75	179.75	164.75	2032.63
SINKKANEN	164.94	195.67	178.90	180.50	181.60	166.10	183.65	167.30	174.45	174.90	196.91	165.50	2130.42
ULRICH	172.50	193.92	168.90	190.00	180.50	163.50	185.30	174.25	170.50	190.40	167.50	171.75	2129.02
WELSH	160.45	184.30	160.75	171.21	178.27	158.27	170.00	162.28	169.97	165.77	176.33	159.47	2017.07
<b>CIRCUIT TOTAL</b>	<b>963.70</b>	<b>952.34</b>	<b>850.45</b>	<b>880.00</b>	<b>889.07</b>	<b>799.39</b>	<b>893.32</b>	<b>851.63</b>	<b>839.80</b>	<b>879.61</b>	<b>1137.29</b>	<b>1135.76</b>	<b>11072.36</b>

CIRCUIT	JUL	AUG	SEP	OCT	NOV	DEC	JAN	FEB	MAR	APR	MAY	JUN	TOTAL
<b>23RD CIRCUIT</b>													
AMORE	150.00	187.00	168.00	173.00	140.00	164.00	165.00	144.00	161.00	180.00	202.00	161.00	1995.00
ARNOLD	142.00	162.00	186.00	156.00	164.00	144.00	168.00	146.00	167.00	185.00	164.00	147.00	1931.00
BENNETT	0.00	120.00	77.00	158.00	153.00	159.00	179.00	153.00	167.00	184.00	181.00	161.00	1692.00
CESARE	94.00	192.00	242.00	195.00	178.00	154.00	127.00	170.00	168.00	80.00	191.00	164.00	1955.00
DAMBRO	176.00	185.00	146.00	162.00	186.00	193.00	183.00	204.00	181.00	171.00	189.00	176.00	2152.00
GARREITSON	0.00	0.00	71.50	159.50	156.00	151.00	137.00	134.00	159.50	155.00	166.00	134.00	1423.50
LAWSON	0.00	170.00	164.00	176.50	160.50	168.00	177.50	163.00	175.00	175.50	0.00	179.50	1709.50
REECE	133.00	172.00	157.00	159.00	158.00	151.00	225.00	160.00	166.00	172.00	184.00	160.00	1997.00
<b>CIRCUIT TOTAL</b>	<b>695.00</b>	<b>1188.00</b>	<b>1211.50</b>	<b>1339.00</b>	<b>1295.50</b>	<b>1284.00</b>	<b>1361.50</b>	<b>1274.00</b>	<b>1344.50</b>	<b>1302.50</b>	<b>1277.00</b>	<b>1282.50</b>	<b>14855.00</b>
<b>24TH CIRCUIT</b>													
MAYNE	142.30	166.30	137.90	153.40	152.60	140.30	156.20	131.50	158.22	159.00	162.60	142.80	1803.12
SMITH	126.00	152.85	148.90	107.80	155.70	117.60	105.70	158.80	126.40	152.30	84.90	137.00	1573.95
<b>CIRCUIT TOTAL</b>	<b>268.30</b>	<b>319.15</b>	<b>286.80</b>	<b>261.20</b>	<b>308.30</b>	<b>257.90</b>	<b>261.90</b>	<b>290.30</b>	<b>284.62</b>	<b>311.30</b>	<b>247.50</b>	<b>279.80</b>	<b>3377.07</b>
<b>28TH CIRCUIT</b>													
STANTON	171.32	181.25	167.92	181.84	181.10	171.30	172.92	170.10	172.70	179.90	186.50	164.90	2101.75
<b>CIRCUIT TOTAL</b>	<b>171.32</b>	<b>181.25</b>	<b>167.92</b>	<b>181.84</b>	<b>181.10</b>	<b>171.30</b>	<b>172.92</b>	<b>170.10</b>	<b>172.70</b>	<b>179.90</b>	<b>186.50</b>	<b>164.90</b>	<b>2101.75</b>
<b>30TH CIRCUIT</b>													
CARTER	108.50	0.00	0.00	0.00	0.00	26.00	27.30	0.00	0.00	0.00	0.00	0.00	161.80
FOLEY	166.50	155.60	153.30	200.80	148.30	140.90	159.00	143.10	150.70	175.40	147.70	168.50	1909.80
MCCUNE	130.70	161.00	189.50	215.50	144.20	140.00	157.10	142.50	154.70	172.00	153.20	167.02	1927.42
SHEETTS FRALEY	125.70	169.60	137.20	152.70	133.10	140.40	169.95	135.60	144.60	168.80	156.40	164.50	1798.55
STACEY	39.70	28.70	0.00	0.00	0.00	0.00	0.00	0.00	0.00	0.00	0.00	0.00	68.40
WEBER	0.00	0.00	0.00	0.00	0.00	0.00	0.00	0.00	0.00	0.00	17.00	118.80	135.80
<b>CIRCUIT TOTAL</b>	<b>571.10</b>	<b>514.90</b>	<b>480.00</b>	<b>569.00</b>	<b>425.60</b>	<b>447.30</b>	<b>513.35</b>	<b>421.20</b>	<b>450.00</b>	<b>516.20</b>	<b>474.30</b>	<b>618.82</b>	<b>6001.77</b>
<b>STATE TOTAL</b>	<b>8525.20</b>	<b>11452.76</b>	<b>10880.79</b>	<b>11812.56</b>	<b>11541.17</b>	<b>9982.38</b>	<b>12186.84</b>	<b>11839.72</b>	<b>12217.58</b>	<b>12616.46</b>	<b>12895.88</b>	<b>12379.90</b>	<b>138331.24</b>

# PUBLIC DEFENDER CORPORATIONS

TOTAL TIME BY CASE TYPE FY 96



***PUBLIC DEFENDER HOURS WORKED,  
BY ATTORNEY, BY CASE TYPE***

PUBLIC DEFENDER CORPORATIONS  
 CASE TIME REPORT FOR PERIOD 07/01/95 TO 06/30/96

CIRCUIT	PAROLE/											TOTAL
	FELONY	MISDEM	MENTAL	JUVENILE	PATERN.	REVOCAT.	ABUSE	SC	HABEAS/	OTHER	ADMIN.	
<b>1ST CIRCUIT</b>												
<b>OHIO</b>												
ALBERTY	316.70	431.90	3.50	4.70	9.40	1.60	0.00	0.00	6.10	3.70	777.60	
JASKOLKA	0.00	0.00	0.00	0.60	0.00	0.00	0.00	0.00	0.00	0.00	0.60	
PETTINI	109.50	176.19	3.90	1.80	1.20	2.20	0.40	14.00	18.20	112.62	440.01	
SACCO	193.70	245.45	139.65	466.99	0.00	0.00	319.10	52.80	1.20	76.60	1495.49	
SILVER	78.20	42.90	0.00	0.00	3.50	0.00	40.70	0.00	0.60	1.30	167.20	
WARNER	0.00	0.00	0.00	0.00	0.00	0.00	0.20	0.00	0.00	0.00	0.20	
WILSON	67.00	226.15	8.90	0.00	0.50	0.00	0.10	30.70	17.05	84.45	434.85	
<b>TOTAL</b>	<b>765.10</b>	<b>1122.59</b>	<b>155.95</b>	<b>474.09</b>	<b>14.60</b>	<b>3.80</b>	<b>360.50</b>	<b>97.50</b>	<b>43.15</b>	<b>278.67</b>	<b>3315.95</b>	
<b>BROOKE</b>												
BOWMAN - JEFFERIS	455.20	1045.90	0.00	42.50	0.00	27.60	99.00	0.00	5.00	91.00	1766.20	
BROGAN	959.00	67.50	0.00	451.30	10.60	31.60	94.60	0.00	8.00	149.30	1771.90	
FITCH	536.20	529.60	0.00	364.52	5.60	84.30	56.00	0.00	36.90	170.30	1783.42	
<b>TOTAL</b>	<b>1950.40</b>	<b>1643.00</b>	<b>0.00</b>	<b>858.32</b>	<b>16.20</b>	<b>143.50</b>	<b>249.60</b>	<b>0.00</b>	<b>49.90</b>	<b>410.60</b>	<b>5321.52</b>	
<b>CIRCUIT TOTAL</b>	<b>2715.50</b>	<b>2765.59</b>	<b>155.95</b>	<b>1332.41</b>	<b>30.80</b>	<b>147.30</b>	<b>610.10</b>	<b>97.50</b>	<b>93.05</b>	<b>689.27</b>	<b>8637.47</b>	
<b>2ND CIRCUIT</b>												
ANDERSON	918.90	339.50	6.50	99.20	0.00	57.60	187.20	0.50	30.10	20.80	1660.30	
NEISWONGER	190.60	705.60	52.80	107.40	12.00	38.80	67.40	195.90	5.90	15.10	1391.50	
SHEPPARD	0.10	61.10	2.70	78.70	1.70	4.10	35.30	9.50	0.00	1.90	195.10	
ZEHNDER	217.40	667.90	17.20	322.00	7.80	18.40	316.40	149.10	38.60	205.20	1960.00	
<b>CIRCUIT TOTAL</b>	<b>1327.00</b>	<b>1774.10</b>	<b>79.20</b>	<b>607.30</b>	<b>21.50</b>	<b>118.90</b>	<b>606.30</b>	<b>355.00</b>	<b>74.60</b>	<b>243.00</b>	<b>5206.90</b>	

CIRCUIT	PAROLE/										TOTAL	
	FELONY	MISDEM	MENTAL	JUVENILE	REVOCAT.	ABUSE	SC	OTHER	ADMIN.			
			HYGIENE	PAERN.	PROBAT.	TERMIN/	HABEAS/					
<b>6TH CIRCUIT</b>												
BLAIR	244.20	195.80	0.00	246.16	0.00	6.00	4.15	0.20	2.80	213.08	912.39	
BOUCHILLON	975.80	630.90	0.00	1.160	0.00	0.00	81.20	0.00	38.90	355.90	2094.30	
GUNTER	328.35	211.20	0.00	14.00	0.00	0.00	0.00	0.40	9.20	207.10	770.25	
HAMMERS	692.40	863.65	0.00	17.50	0.00	0.00	64.00	0.00	14.00	172.90	1824.45	
HOUDYSHELL	1136.00	1313.30	0.00	36.40	0.00	0.00	4.60	0.00	19.30	237.20	2746.80	
JARRELL	492.30	651.09	0.00	439.50	0.00	0.80	178.50	0.00	13.60	258.00	2033.79	
QUALLS	853.94	686.45	0.00	48.80	5.45	0.00	108.15	1.40	10.60	358.35	2073.14	
RYAN	114.60	207.79	0.00	327.40	0.00	0.00	0.70	0.10	0.00	261.90	912.49	
VAN BIBBER	0.00	0.00	0.00	0.00	0.00	0.00	0.00	0.00	0.50	4.50	5.00	
WEED	557.00	325.50	0.00	477.56	0.40	0.00	63.46	0.00	13.10	519.70	1956.72	
WILKINSON	164.75	383.30	0.00	403.21	0.00	0.40	134.40	62.00	7.00	772.61	1927.67	
WILSON	720.00	778.95	0.00	12.40	1.20	0.00	0.40	0.50	6.40	364.54	1884.39	
<b>CIRCUIT TOTAL</b>	<b>6279.34</b>	<b>6247.93</b>	<b>0.00</b>	<b>2034.53</b>	<b>7.05</b>	<b>7.20</b>	<b>639.56</b>	<b>64.60</b>	<b>135.40</b>	<b>3725.78</b>	<b>19141.39</b>	
<b>7TH CIRCUIT</b>												
ADKINS	400.30	175.13	66.30	294.00	0.00	1.00	30.55	91.75	3.30	135.00	1197.33	
CODISPOTI	770.50	107.00	30.50	0.00	15.90	22.30	80.80	0.00	29.30	422.00	1478.30	
HOLICKER	280.30	98.50	86.80	57.70	0.00	1.00	45.20	34.50	47.60	168.60	820.20	
MERCERUIO	995.46	127.00	26.12	1.30	9.00	74.40	84.00	0.00	20.50	493.80	1831.58	
<b>CIRCUIT TOTAL</b>	<b>2446.56</b>	<b>507.63</b>	<b>209.72</b>	<b>353.00</b>	<b>24.90</b>	<b>98.70</b>	<b>240.55</b>	<b>126.25</b>	<b>100.70</b>	<b>1219.40</b>	<b>5327.41</b>	
<b>8TH CIRCUIT</b>												
ANDERSON	401.40	816.70	0.00	219.20	0.00	0.40	2.60	4.50	7.50	205.00	1657.30	
BARIE	268.70	321.50	0.00	55.70	0.00	0.00	0.20	0.00	2.10	149.50	797.70	
LUSK	927.00	813.20	0.00	226.40	0.40	11.30	4.10	19.20	17.20	226.70	2245.50	
<b>CIRCUIT TOTAL</b>	<b>1597.10</b>	<b>1951.40</b>	<b>0.00</b>	<b>501.30</b>	<b>0.40</b>	<b>11.70</b>	<b>6.90</b>	<b>23.70</b>	<b>26.80</b>	<b>581.20</b>	<b>4700.50</b>	

CIRCUIT	PAROLE/											TOTAL
	FELONY	MISDEM	MENTAL	JUVENILE	PATERN.	REVOCAT.	ABUSE	SC	OTHER	ADMIN.		
<b>9TH CIRCUIT</b>												
ALEXANDER	112.00	906.62	27.30	279.50	0.00	42.80	46.20	15.50	172.35	141.20		1743.47
ASH	1087.03	106.50	15.70	104.20	0.00	50.30	9.20	36.10	112.60	260.80		1782.43
BALLARD	253.40	708.50	12.90	177.10	0.00	16.10	24.90	31.10	122.50	86.60		1433.10
BURKS	970.60	104.60	23.40	112.90	0.00	29.30	17.31	6.30	157.10	251.50		1673.01
FUDA	319.20	758.22	9.10	189.90	0.00	31.40	85.90	1.10	185.90	362.16		1942.88
MEYER	176.20	756.20	17.00	136.35	0.00	61.90	12.70	210.80	86.70	124.30		1582.15
<b>CIRCUIT TOTAL</b>	<b>2918.43</b>	<b>3340.64</b>	<b>105.40</b>	<b>999.95</b>	<b>0.00</b>	<b>231.80</b>	<b>196.21</b>	<b>300.90</b>	<b>837.15</b>	<b>1226.56</b>		<b>10157.04</b>
<b>10TH CIRCUIT</b>												
HALFERTY	57.30	664.30	0.00	54.60	0.00	78.50	47.70	4.00	0.50	484.00		1390.90
KOSTOL	14.90	0.00	0.00	0.00	0.00	0.00	0.00	0.00	0.00	0.00		14.90
LAMP	1207.30	441.60	0.00	64.80	9.20	8.90	31.40	0.00	7.80	27.50		1798.50
MATKOVICH	634.30	670.10	0.00	17.00	0.00	40.00	38.00	20.50	0.00	39.50		1479.40
NOGGY	839.30	372.10	0.00	17.70	0.90	10.60	105.00	14.80	34.40	230.50		1645.30
SINKIEWICZ	929.20	577.40	0.00	11.30	0.00	15.40	23.80	2.00	3.00	126.30		1688.40
VILLANUEVA	489.17	797.17	0.00	58.80	15.80	10.20	356.20	0.00	33.50	141.90		1902.74
<b>CIRCUIT TOTAL</b>	<b>4211.47</b>	<b>3522.67</b>	<b>0.00</b>	<b>224.20</b>	<b>25.90</b>	<b>163.60</b>	<b>602.10</b>	<b>41.30</b>	<b>79.20</b>	<b>1049.70</b>		<b>9920.14</b>
<b>12TH CIRCUIT</b>												
EUSTIS	1392.20	616.70	4.70	379.30	0.00	55.80	26.20	144.40	84.60	227.10		2931.00
MOOREHEAD	913.43	515.72	16.10	57.75	0.00	11.20	0.80	125.20	58.60	291.90		1990.70
REES	593.73	368.92	1.00	423.43	0.00	24.50	17.90	117.90	48.43	458.30		2054.11
<b>CIRCUIT TOTAL</b>	<b>2899.36</b>	<b>1501.34</b>	<b>21.80</b>	<b>860.48</b>	<b>0.00</b>	<b>91.50</b>	<b>44.90</b>	<b>387.50</b>	<b>191.63</b>	<b>977.30</b>		<b>6975.81</b>

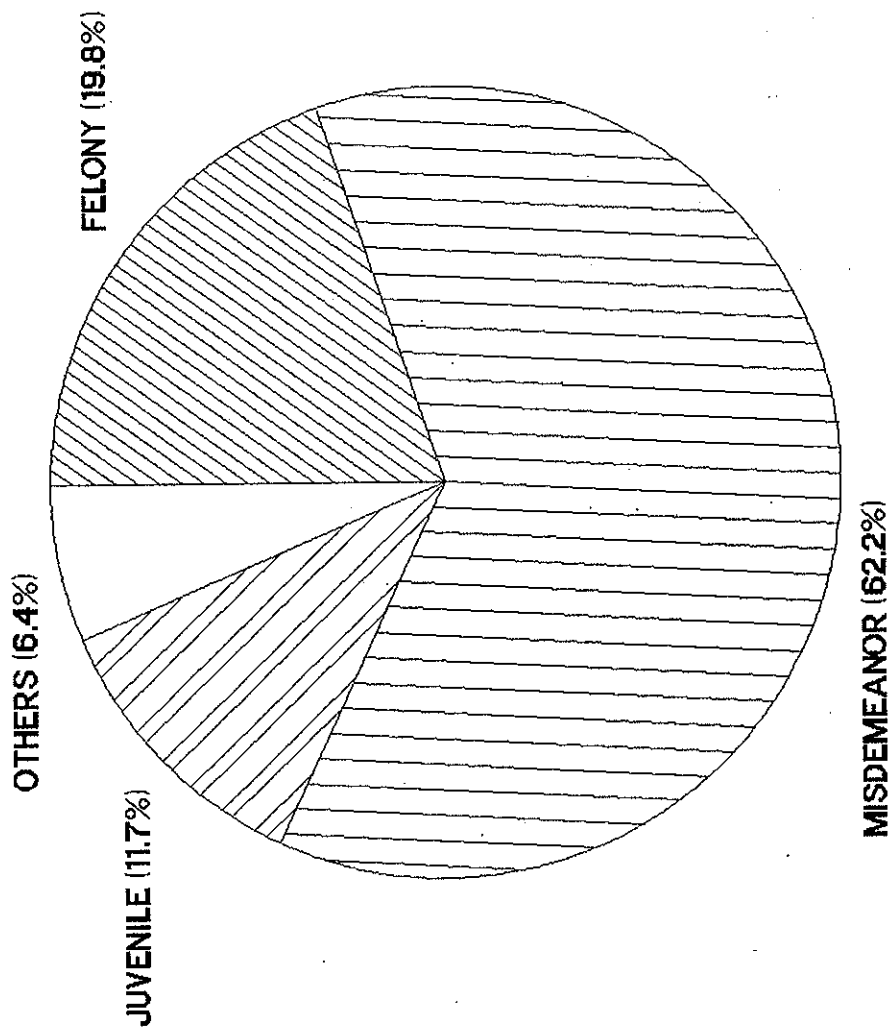


CIRCUIT	PAROLE/											TOTAL		
	FELONY	MISDEM	MENTAL	PROBAT.	TERMIN./	HABEAS/	OTHER	ADMIN.	SC	ABUSE	REVOCAT.		SC	
	HYGIENE	JUVENILE	PATERN.	REVOCAT.	ABUSE	SC	ADMIN.	SC	ABUSE	REVOCAT.	SC	ABUSE		
<b>23RD CIRCUIT</b>														
AMORE	452.00	878.00	0.00	379.00	0.00	0.00	0.00	0.00	0.00	0.00	0.00	21.00	265.00	1995.00
ARNOLD	643.00	793.00	0.00	210.00	15.00	0.00	0.00	0.00	0.00	0.00	0.00	42.00	228.00	1931.00
BENNETT	490.00	780.50	0.00	144.50	0.00	4.00	0.00	56.00	0.00	0.00	0.00	23.00	194.00	1692.00
CESARE	532.00	758.00	0.00	161.00	0.00	6.00	0.00	0.00	0.00	0.00	0.00	34.00	444.00	1955.00
DAMBRO	674.00	629.00	0.00	17.00	0.00	25.00	0.00	0.00	0.00	0.00	0.00	22.50	784.50	2152.00
GARRETSON	373.50	654.50	0.00	199.50	0.00	0.00	0.00	0.00	0.00	0.00	0.00	4.50	191.50	1423.50
LAWSON	695.50	286.00	0.00	157.50	20.50	11.00	0.00	119.50	0.00	0.00	0.00	56.00	363.50	1709.50
REECE	903.00	551.00	0.00	81.00	0.00	0.00	0.00	0.00	0.00	0.00	0.00	112.00	350.00	1997.00
<b>CIRCUIT TOTAL</b>	<b>4783.00</b>	<b>5330.00</b>	<b>0.00</b>	<b>1349.50</b>	<b>35.50</b>	<b>46.00</b>	<b>0.00</b>	<b>175.50</b>	<b>0.00</b>	<b>0.00</b>	<b>0.00</b>	<b>315.00</b>	<b>2820.50</b>	<b>14855.00</b>
<b>24TH CIRCUIT</b>														
MAYNE	1001.22	255.20	0.00	150.00	0.00	0.00	0.00	108.50	0.00	0.00	0.00	1.90	286.30	1803.12
SMITH	931.90	118.20	0.00	107.35	0.00	0.00	0.00	44.00	0.00	0.00	0.00	0.00	372.50	1573.95
<b>CIRCUIT TOTAL</b>	<b>1933.12</b>	<b>373.40</b>	<b>0.00</b>	<b>257.35</b>	<b>0.00</b>	<b>0.00</b>	<b>0.00</b>	<b>152.50</b>	<b>0.00</b>	<b>0.00</b>	<b>0.00</b>	<b>1.90</b>	<b>658.80</b>	<b>3377.07</b>
<b>28TH CIRCUIT</b>														
STANTON	376.77	733.91	52.40	236.92	0.00	20.10	159.05	36.40	0.00	0.00	0.00	9.00	477.20	2101.75
<b>CIRCUIT TOTAL</b>	<b>376.77</b>	<b>733.91</b>	<b>52.40</b>	<b>236.92</b>	<b>0.00</b>	<b>20.10</b>	<b>159.05</b>	<b>36.40</b>	<b>0.00</b>	<b>0.00</b>	<b>0.00</b>	<b>9.00</b>	<b>477.20</b>	<b>2101.75</b>
<b>30TH CIRCUIT</b>														
CARTER	48.10	52.40	4.10	0.00	0.80	0.00	45.20	0.00	0.00	0.00	0.00	11.20	0.00	161.80
FOLEY	773.10	701.00	66.80	1.50	42.30	0.00	20.30	0.00	0.00	0.00	0.00	100.20	204.60	1909.80
MCCUNE	652.92	448.80	50.30	13.70	3.80	0.00	399.80	0.10	0.00	0.00	0.00	69.90	288.10	1927.42
SHEETS FRALEY	630.25	555.60	97.00	21.80	0.40	0.00	138.70	2.20	0.00	0.00	0.00	83.10	269.50	1798.55
STACEY	27.10	8.30	2.00	0.20	2.00	0.00	24.40	0.00	0.00	0.00	0.00	4.40	0.00	68.40
WEBER	68.40	53.50	7.90	0.00	0.00	0.00	2.50	0.00	0.00	0.00	0.00	3.50	0.00	135.80
<b>CIRCUIT TOTAL</b>	<b>2199.87</b>	<b>1819.60</b>	<b>228.10</b>	<b>37.20</b>	<b>49.30</b>	<b>0.00</b>	<b>630.90</b>	<b>2.30</b>	<b>0.00</b>	<b>0.00</b>	<b>0.00</b>	<b>272.30</b>	<b>762.20</b>	<b>6001.77</b>
<b>STATE TOTAL</b>	<b>44823.24</b>	<b>39389.31</b>	<b>924.76</b>	<b>13586.75</b>	<b>235.81</b>	<b>1697.13</b>	<b>3908.21</b>	<b>6776.21</b>	<b>3319.65</b>	<b>23670.17</b>	<b>138331.24</b>			

***PUBLIC DEFENDER CASES OPENED AND CLOSED  
BY CASE TYPE***

# PUBLIC DEFENDER CORPORATIONS

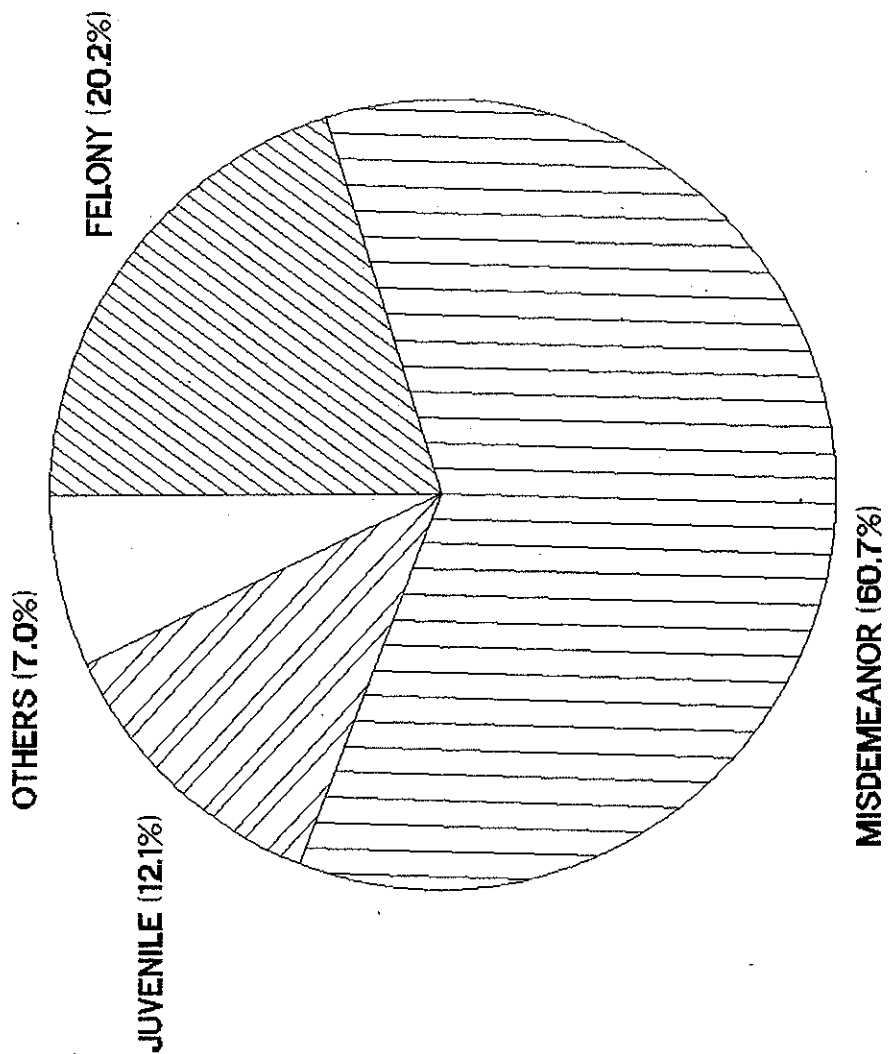
NEW CASES OPENED BY CASE TYPE FY 96





# PUBLIC DEFENDER CORPORATIONS

CASES CLOSED BY CASE TYPE FY 96



**PUBLIC DEFENDER CORPORATIONS**  
**CASELOAD REPORT**  
**CASES CLOSED BY CASE TYPE FOR FY 1996**

CIRCUIT	FELONY	MISDEMEAN	MENTAL HYGIENE	JUVENILE	PATERNITY	PAROLE			HABEAS/ SC	OTHER	TOTAL CASES
						PROBAT. REVOCAT.	TERMIN./ ABUSE				
1ST CIRCUIT	76	477	114	104	0	5	6	1	17	800	
OHIO	97	283	2	91	1	34	5	0	13	526	
BROOKE	173	760	116	195	1	39	11	1	30	1326	
2ND CIRCUIT	81	461	20	121	12	12	5	15	11	738	
6TH CIRCUIT	637	2496	0	400	3	0	5	1	23	3565	
7TH CIRCUIT	275	175	126	18	16	7	11	0	21	649	
8TH CIRCUIT	216	684	0	75	0	3	0	1	5	984	
9TH CIRCUIT	320	1008	88	112	0	31	13	10	11	1593	
10TH CIRCUIT	283	922	0	84	14	8	16	0	5	1332	
12TH CIRCUIT	189	426	17	38	0	7	3	2	43	725	
13TH CIRCUIT	511	1374	0	608	0	19	1	11	18	2542	
15TH CIRCUIT	224	586	29	44	1	18	3	11	84	1000	
23RD CIRCUIT	395	1165	1	222	6	7	0	5	38	1839	
24TH CIRCUIT	120	203	0	177	0	4	0	0	5	509	
28TH CIRCUIT	58	206	25	40	0	6	8	0	5	348	
30TH CIRCUIT	119	365	94	31	8	0	11	2	68	698	
TOTAL	3601	10831	516	2165	61	161	87	59	367	17848	

***APPOINTED COUNSEL SUMMARY REPORT  
BY CIRCUIT***

WV PUBLIC DEFENDER SERVICES  
 SUMMARY REPORT FOR ATTORNEY FEES/EXPENSES/HOURS FY 1996

CIRCUIT COUNTY	ATTORNEY HOURS		ATTORNEY FEE		ATTORNEY EXPENSE		DIRECT EXPENSE		EXPENSE TOTAL IN \$	GRAND TOTAL
	TOTAL		AMOUNT IN \$		AMOUNT IN \$		AMOUNT IN \$			
1ST CIRCUIT										
BROOKE	1639.24		79698.00		6358.17		1476.18		7834.35	87532.35
HANCOCK	2356.36		114617.50		5865.53		11595.80		17461.33	132078.83
OHIO	4611.07		221472.00		10419.63		11029.14		21448.77	242920.77
CIRCUIT TOTAL	8606.67		415787.50		22643.33		24101.12		46744.45	462531.95
2ND CIRCUIT										
MARSHALL	983.29		48141.00		1525.10		0.00		1525.10	49666.10
TYLER	1004.90		48506.50		4286.44		3696.00		7982.44	56488.94
WETZEL	1861.84		88186.00		3545.42		5020.39		8565.81	96751.81
CIRCUIT TOTAL	3850.03		184833.50		9356.96		8716.39		18073.35	202906.85
3RD CIRCUIT										
DODDRIDGE	900.60		43317.00		3517.30		0.00		3517.30	46834.30
PLEASANTS	1065.29		52198.00		2223.86		993.72		3217.58	55415.58
RITCHIE	2503.00		120905.00		13900.02		3083.07		16983.09	137888.09
CIRCUIT TOTAL	4468.89		216420.00		19641.18		4076.79		23717.97	240137.97
4TH CIRCUIT										
WIRT	933.00		44711.00		2262.70		1956.74		4219.44	48930.44
WOOD	15498.04		755411.50		48615.80		22311.81		70927.61	826339.11
CIRCUIT TOTAL	16431.04		800122.50		50878.50		24268.55		75147.05	875269.55
5TH CIRCUIT										
CALHOUN	1253.80		66480.00		1856.99		210.60		2067.59	68547.59
JACKSON	3699.40		189857.00		6222.93		12825.31		19048.24	208905.24
ROANE	1472.30		76735.50		3782.33		2632.35		6414.68	83150.18
CIRCUIT TOTAL	6425.50		333072.50		11862.25		15668.26		27530.51	360603.01

CIRCUIT COUNTY	ATTORNEY HOURS		ATTORNEY FEE		ATTORNEY EXPENSE		DIRECT EXPENSE		GRAND TOTAL
	TOTAL	AMOUNT IN \$	AMOUNT IN \$	AMOUNT IN \$	AMOUNT IN \$	AMOUNT IN \$	TOTAL IN \$		
6TH CIRCUIT									
CABELL	8480.14	418620.25	22337.89	20451.36	42789.25	461409.50			
CIRCUIT TOTAL	8480.14	418620.25	22337.89	20451.36	42789.25	461409.50			
7TH CIRCUIT									
LOGAN	6719.72	328256.57	9346.33	18754.93	28101.26	356357.83			
CIRCUIT TOTAL	6719.72	328256.57	9346.33	18754.93	28101.26	356357.83			
8TH CIRCUIT									
MCDOWELL	2366.13	117334.00	11599.67	5082.83	16682.50	134016.50			
CIRCUIT TOTAL	2366.13	117334.00	11599.67	5082.83	16682.50	134016.50			
9TH CIRCUIT									
MERCER	7081.29	342104.00	27400.59	10024.25	37424.84	379528.84			
CIRCUIT TOTAL	7081.29	342104.00	27400.59	10024.25	37424.84	379528.84			
10TH CIRCUIT									
RALEIGH	4237.30	201574.50	22456.96	911.81	23368.77	224943.27			
CIRCUIT TOTAL	4237.30	201574.50	22456.96	911.81	23368.77	224943.27			
11TH CIRCUIT									
GREENBRIER	5872.92	285625.80	10367.98	0.00	10367.98	295993.78			
POCAHONTAS	1301.03	62024.50	1823.84	1716.77	3540.61	65565.11			
CIRCUIT TOTAL	7173.95	347650.30	12191.82	1716.77	13908.59	361558.89			
12TH CIRCUIT									
FAYETTE	1935.57	94918.50	15935.22	21151.62	37086.84	132005.34			
CIRCUIT TOTAL	1935.57	94918.50	15935.22	21151.62	37086.84	132005.34			

CIRCUIT COUNTY	ATTORNEY HOURS		ATTORNEY FEE		ATTORNEY EXPENSE		DIRECT EXPENSE		EXPENSE TOTAL IN \$	GRAND TOTAL
	TOTAL		AMOUNT IN \$		AMOUNT IN \$		AMOUNT IN \$			
13TH CIRCUIT KANAWHA	27234.49		1332940.46		31524.78		116504.81		148029.59	1480970.05
<b>CIRCUIT TOTAL</b>	<b>27234.49</b>		<b>1332940.46</b>		<b>31524.78</b>		<b>116504.81</b>		<b>148029.59</b>	<b>1480970.05</b>
14TH CIRCUIT BRAXTON	2495.16		125945.50		5814.42		393.82		6208.24	132153.74
CLAY	2743.70		139257.50		2973.73		4603.78		7577.51	146835.01
GILMER	939.57		45638.50		1483.09		3938.99		5422.08	51060.58
WEBSTER	875.30		42364.50		2334.53		0.00		2334.53	44699.03
<b>CIRCUIT TOTAL</b>	<b>7053.72</b>		<b>353206.00</b>		<b>12605.77</b>		<b>8936.59</b>		<b>21542.36</b>	<b>374748.36</b>
15TH CIRCUIT HARRISON	6415.37		312298.50		38947.97		7872.34		46820.31	359118.81
<b>CIRCUIT TOTAL</b>	<b>6415.37</b>		<b>312298.50</b>		<b>38947.97</b>		<b>7872.34</b>		<b>46820.31</b>	<b>359118.81</b>
16TH CIRCUIT MARION	14595.01		690731.50		15675.22		3566.68		19241.90	709973.40
<b>CIRCUIT TOTAL</b>	<b>14595.01</b>		<b>690731.50</b>		<b>15675.22</b>		<b>3566.68</b>		<b>19241.90</b>	<b>709973.40</b>
17TH CIRCUIT MONONGALIA	6015.79		293175.00		6265.09		6629.00		12894.09	306069.09
<b>CIRCUIT TOTAL</b>	<b>6015.79</b>		<b>293175.00</b>		<b>6265.09</b>		<b>6629.00</b>		<b>12894.09</b>	<b>306069.09</b>
18TH CIRCUIT PRESTON	3907.21		186046.50		6655.11		7367.55		14022.66	200069.16
<b>CIRCUIT TOTAL</b>	<b>3907.21</b>		<b>186046.50</b>		<b>6655.11</b>		<b>7367.55</b>		<b>14022.66</b>	<b>200069.16</b>
19TH CIRCUIT BARBOUR	1665.30		80478.50		497.07		2070.00		2567.07	83045.57
TAYLOR	1996.20		96219.00		132.63		0.00		132.63	96351.63
<b>CIRCUIT TOTAL</b>	<b>3661.50</b>		<b>176697.50</b>		<b>629.70</b>		<b>2070.00</b>		<b>2699.70</b>	<b>179397.20</b>

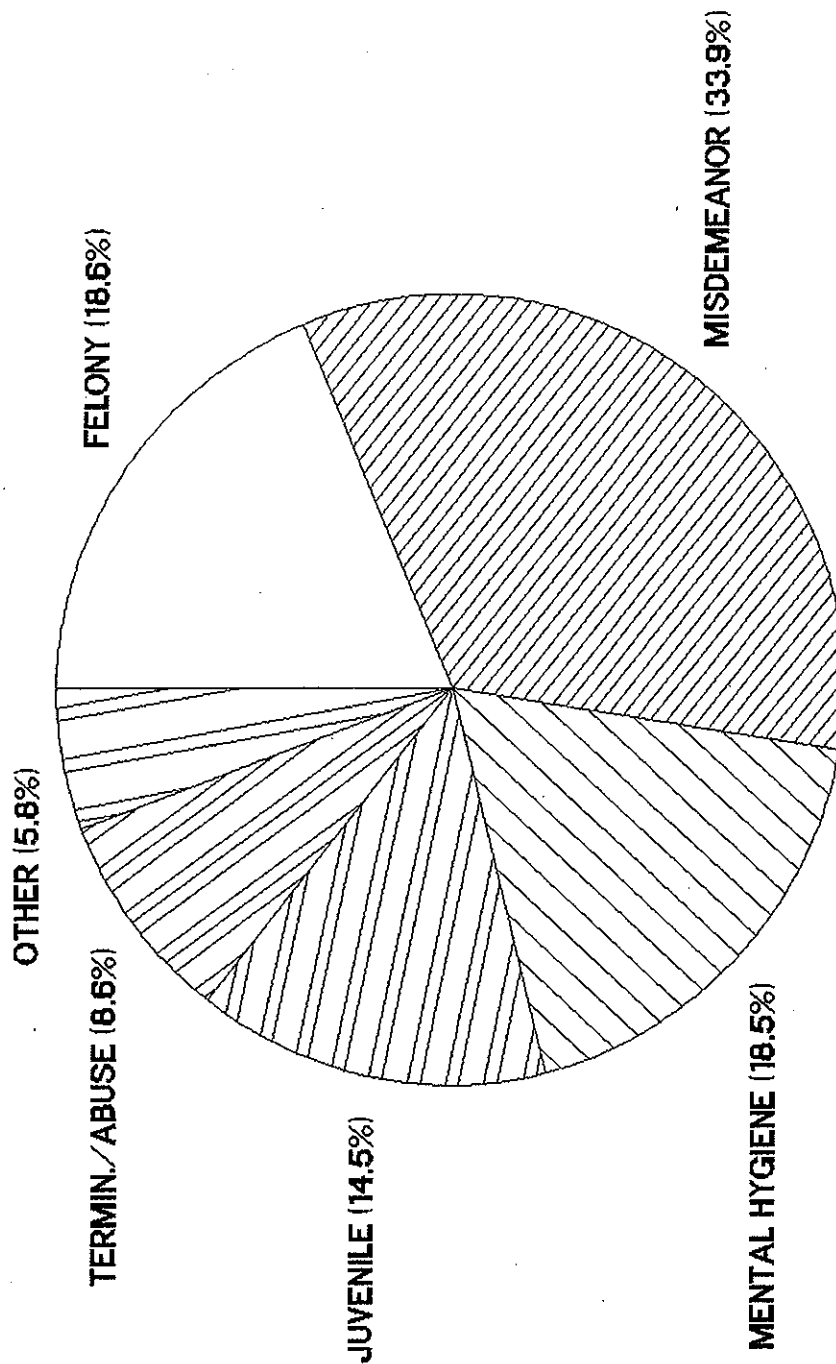
CIRCUIT COUNTY	ATTORNEY HOURS		ATTORNEY FEE		ATTORNEY EXPENSE		DIRECT EXPENSE		GRAND TOTAL
	TOTAL	AMOUNT IN \$	AMOUNT IN \$	AMOUNT IN \$	AMOUNT IN \$	AMOUNT IN \$	TOTAL IN \$	TOTAL IN \$	
20TH CIRCUIT	6215.23	297733.50	17190.24	30548.95	47739.19	345472.69			
RANDOLPH	6215.23	297733.50	17190.24	30548.95	47739.19	345472.69			
CIRCUIT TOTAL									
21ST CIRCUIT	1484.59	71156.50	5643.95	7181.30	12825.25	83981.75			
GRANT	3369.04	161437.00	2714.83	13579.60	16294.43	177731.43			
MINERAL	655.40	31389.00	1209.75	1080.00	2289.75	33678.75			
TUCKER	5509.03	263982.50	9568.53	21840.90	31409.43	295391.93			
CIRCUIT TOTAL									
22ND CIRCUIT	4003.40	198527.00	28148.58	945.60	29094.18	227621.18			
HAMPSHIRE	2366.59	115273.50	7945.88	9148.80	17094.68	132368.18			
HARDY	1334.67	63931.50	4901.90	263.75	5165.65	69097.15			
PENDLETON	7704.66	377732.00	40996.36	10358.15	51354.51	429086.51			
CIRCUIT TOTAL									
23RD CIRCUIT	4691.16	229148.00	38086.55	1331.38	39417.93	268565.93			
BERKELEY	3548.17	178175.00	11820.22	18310.33	30130.55	208305.55			
JEFFERSON	1748.67	88150.00	4846.40	6867.63	11714.03	99864.03			
MORGAN	9987.99	495473.00	54753.17	26509.34	81262.51	576735.51			
CIRCUIT TOTAL									
24TH CIRCUIT	2672.90	117618.25	6196.02	2431.00	8627.02	126245.27			
WAYNE	2672.90	117618.25	6196.02	2431.00	8627.02	126245.27			
CIRCUIT TOTAL									
25TH CIRCUIT	5266.13	272898.00	10801.39	21475.04	32276.43	305174.43			
BOONE	6572.53	333050.50	22793.98	35474.47	58268.45	391318.95			
LINCOLN	11838.66	605948.50	33595.37	56949.51	90544.88	696493.38			
CIRCUIT TOTAL									

CIRCUIT COUNTY	ATTORNEY HOURS		ATTORNEY FEE		ATTORNEY EXPENSE		DIRECT EXPENSE		GRAND TOTAL
	TOTAL	AMOUNT IN \$	AMOUNT IN \$	AMOUNT IN \$	AMOUNT IN \$	AMOUNT IN \$	TOTAL IN \$	TOTAL IN \$	
26TH CIRCUIT									
LEWIS	3563.21	177558.50	8441.45	4417.98	12859.43				190417.93
UPSHUR	4480.37	219007.00	7355.73	6452.41	13808.14				232815.14
CIRCUIT TOTAL	8043.58	396565.50	15797.18	10870.39	26667.57				423233.07
27TH CIRCUIT									
WYOMING	4646.88	221026.50	8672.49	33280.85	41953.34				262979.84
CIRCUIT TOTAL	4646.88	221026.50	8672.49	33280.85	41953.34				262979.84
28TH CIRCUIT									
NICHOLAS	2105.60	107274.00	3407.48	2697.20	6104.68				113378.68
CIRCUIT TOTAL	2105.60	107274.00	3407.48	2697.20	6104.68				113378.68
29TH CIRCUIT									
MASON	5077.13	242382.00	20609.46	9888.08	30497.54				272879.54
PUTNAM	4237.62	209887.00	9112.05	3779.77	12891.82				222778.82
CIRCUIT TOTAL	9314.76	452269.00	29721.51	13667.85	43389.36				495658.36
30TH CIRCUIT									
MINGO	2697.90	133849.50	4929.48	3379.59	8309.07				142158.57
CIRCUIT TOTAL	2697.90	133849.50	4929.48	3379.59	8309.07				142158.57
31ST CIRCUIT									
MONROE	1468.33	71945.00	4261.31	0.00	4261.31				76206.31
SUMMERS	1435.16	71067.00	5776.58	0.00	5776.58				76843.58
CIRCUIT TOTAL	2903.49	143012.00	10037.89	0.00	10037.89				153049.89
STATE TOTAL	220300.01	10758273.83	582820.06	520405.38	1103225.44				11861499.27

***APPOINTED COUNSEL CLAIMS  
BY CASE TYPE***

# APPOINTED COUNSEL

## CLAIMS PAID BY CASE TYPE FY 96



**WEST VIRGINIA PUBLIC DEFENDER SERVICES  
 TOTAL APPOINTED COUNSEL CLAIMS PAID BY CASE TYPE FY 96**

CIRCUIT/ COUNTY	PAROLE										TOTAL CLAIMS	
	FELONY	MISDEMEAN	MENTAL HYGIENE	JUVENILE	PATERNITY	REVOCAT.	ABUSE	SC	HABEAS/ SC	OTHER		
<b>1ST CIRCUIT</b>												
BROOKE	21	23	41	23	0	4	18	2	3	135		
HANCOCK	35	24	55	8	0	2	27	3	0	154		
OHIO	50	85	41	21	0	3	65	4	2	271		
<b>TOTAL</b>	<b>106</b>	<b>132</b>	<b>137</b>	<b>52</b>	<b>0</b>	<b>9</b>	<b>110</b>	<b>9</b>	<b>5</b>	<b>560</b>		
<b>2ND CIRCUIT</b>												
MARSHALL	12	29	33	28	0	1	9	2	2	116		
TYLER	9	5	3	14	0	1	5	0	1	38		
WETZEL	15	16	14	19	0	0	21	2	1	88		
<b>TOTAL</b>	<b>36</b>	<b>50</b>	<b>50</b>	<b>61</b>	<b>0</b>	<b>2</b>	<b>35</b>	<b>4</b>	<b>4</b>	<b>242</b>		
<b>3RD CIRCUIT</b>												
DODDRIDGE	16	39	3	10	0	2	7	2	2	81		
PLEASANTS	16	44	53	6	0	1	8	1	5	134		
RITCHIE	53	89	14	13	0	4	7	1	7	188		
<b>TOTAL</b>	<b>85</b>	<b>172</b>	<b>70</b>	<b>29</b>	<b>0</b>	<b>7</b>	<b>22</b>	<b>4</b>	<b>14</b>	<b>403</b>		
<b>4TH CIRCUIT</b>												
WIRT	18	47	0	3	0	2	3	1	7	81		
WOOD	268	860	164	180	11	36	116	12	64	1711		
<b>TOTAL</b>	<b>286</b>	<b>907</b>	<b>164</b>	<b>183</b>	<b>11</b>	<b>38</b>	<b>119</b>	<b>13</b>	<b>71</b>	<b>1792</b>		
<b>5TH CIRCUIT</b>												
CALHOUN	32	66	5	9	1	0	43	3	4	163		
JACKSON	90	175	37	64	0	2	50	6	19	443		
ROANE	46	117	14	19	1	0	45	1	4	247		
<b>TOTAL</b>	<b>168</b>	<b>358</b>	<b>56</b>	<b>92</b>	<b>2</b>	<b>2</b>	<b>138</b>	<b>10</b>	<b>27</b>	<b>853</b>		

CIRCUIT/ COUNTY	PAROLE										TOTAL CLAIMS	
	FELONY	MISDEMEAN	MENTAL HYGIENE	JUVENILE	PATERNITY	REVOCAT.	ABUSE	TERMIN./ HABEAS/ SC	OTHER	SC		
<b>6TH CIRCUIT</b>												
CABELL	211	185	1214	142	12	28	113	13	31	13	31	1949
<b>TOTAL</b>	<b>211</b>	<b>185</b>	<b>1214</b>	<b>142</b>	<b>12</b>	<b>28</b>	<b>113</b>	<b>13</b>	<b>31</b>	<b>13</b>	<b>31</b>	<b>1949</b>
<b>7TH CIRCUIT</b>												
LOGAN	79	392	4	160	8	11	42	5	11	5	11	712
<b>TOTAL</b>	<b>79</b>	<b>392</b>	<b>4</b>	<b>160</b>	<b>8</b>	<b>11</b>	<b>42</b>	<b>5</b>	<b>11</b>	<b>5</b>	<b>11</b>	<b>712</b>
<b>8TH CIRCUIT</b>												
MCDOWELL	69	72	27	75	6	0	27	2	4	2	4	282
<b>TOTAL</b>	<b>69</b>	<b>72</b>	<b>27</b>	<b>75</b>	<b>6</b>	<b>0</b>	<b>27</b>	<b>2</b>	<b>4</b>	<b>2</b>	<b>4</b>	<b>282</b>
<b>9TH CIRCUIT</b>												
MERCER	94	86	51	117	2	14	79	7	14	7	14	464
<b>TOTAL</b>	<b>94</b>	<b>86</b>	<b>51</b>	<b>117</b>	<b>2</b>	<b>14</b>	<b>79</b>	<b>7</b>	<b>14</b>	<b>7</b>	<b>14</b>	<b>464</b>
<b>10TH CIRCUIT</b>												
RALEIGH	66	35	143	33	0	1	38	7	4	7	4	327
<b>TOTAL</b>	<b>66</b>	<b>35</b>	<b>143</b>	<b>33</b>	<b>0</b>	<b>1</b>	<b>38</b>	<b>7</b>	<b>4</b>	<b>7</b>	<b>4</b>	<b>327</b>
<b>11TH CIRCUIT</b>												
GREENBRIER	110	150	103	104	15	11	56	5	11	5	11	565
POCAHONTAS	28	30	36	14	0	0	5	3	5	3	5	121
<b>TOTAL</b>	<b>138</b>	<b>180</b>	<b>139</b>	<b>118</b>	<b>15</b>	<b>11</b>	<b>61</b>	<b>8</b>	<b>16</b>	<b>8</b>	<b>16</b>	<b>686</b>
<b>12TH CIRCUIT</b>												
FAYETTE	58	38	13	31	2	0	18	5	5	5	5	170
<b>TOTAL</b>	<b>58</b>	<b>38</b>	<b>13</b>	<b>31</b>	<b>2</b>	<b>0</b>	<b>18</b>	<b>5</b>	<b>5</b>	<b>5</b>	<b>5</b>	<b>170</b>

CIRCUIT/ COUNTY	MENTAL			PAROLE			TOTAL CLAIMS
	FELONY MISDEMEAN	HYGIENE	JUVENILE PATERNITY	PROBAT. REVOCAT.	TERMIN./ ABUSE	HABEAS/ SC	
<b>13TH CIRCUIT</b>							
KANAWHA	612	1357	195	22	24	184	15
<b>TOTAL</b>	<b>612</b>	<b>1357</b>	<b>195</b>	<b>22</b>	<b>24</b>	<b>184</b>	<b>15</b>
<b>14TH CIRCUIT</b>							
BRAXTON	82	110	22	1	6	14	3
CLAY	31	204	70	5	1	18	1
GILMER	18	28	1	1	0	13	0
WEBSTER	28	29	20	4	2	12	1
<b>TOTAL</b>	<b>159</b>	<b>371</b>	<b>113</b>	<b>11</b>	<b>9</b>	<b>57</b>	<b>5</b>
<b>15TH CIRCUIT</b>							
HARRISON	61	40	88	2	9	115	6
<b>TOTAL</b>	<b>61</b>	<b>40</b>	<b>88</b>	<b>2</b>	<b>9</b>	<b>115</b>	<b>6</b>
<b>16TH CIRCUIT</b>							
MARION	197	680	446	6	63	114	18
<b>TOTAL</b>	<b>197</b>	<b>680</b>	<b>446</b>	<b>6</b>	<b>63</b>	<b>114</b>	<b>18</b>
<b>17TH CIRCUIT</b>							
MONONGALIA	142	189	62	3	12	30	5
<b>TOTAL</b>	<b>142</b>	<b>189</b>	<b>62</b>	<b>3</b>	<b>12</b>	<b>30</b>	<b>5</b>
<b>18TH CIRCUIT</b>							
PRESTON	55	109	34	14	8	26	7
<b>TOTAL</b>	<b>55</b>	<b>109</b>	<b>34</b>	<b>14</b>	<b>8</b>	<b>26</b>	<b>7</b>
<b>19TH CIRCUIT</b>							
BARBOUR	41	68	44	0	2	11	3
TAYLOR	50	207	78	0	9	6	0
<b>TOTAL</b>	<b>91</b>	<b>275</b>	<b>122</b>	<b>0</b>	<b>11</b>	<b>17</b>	<b>3</b>

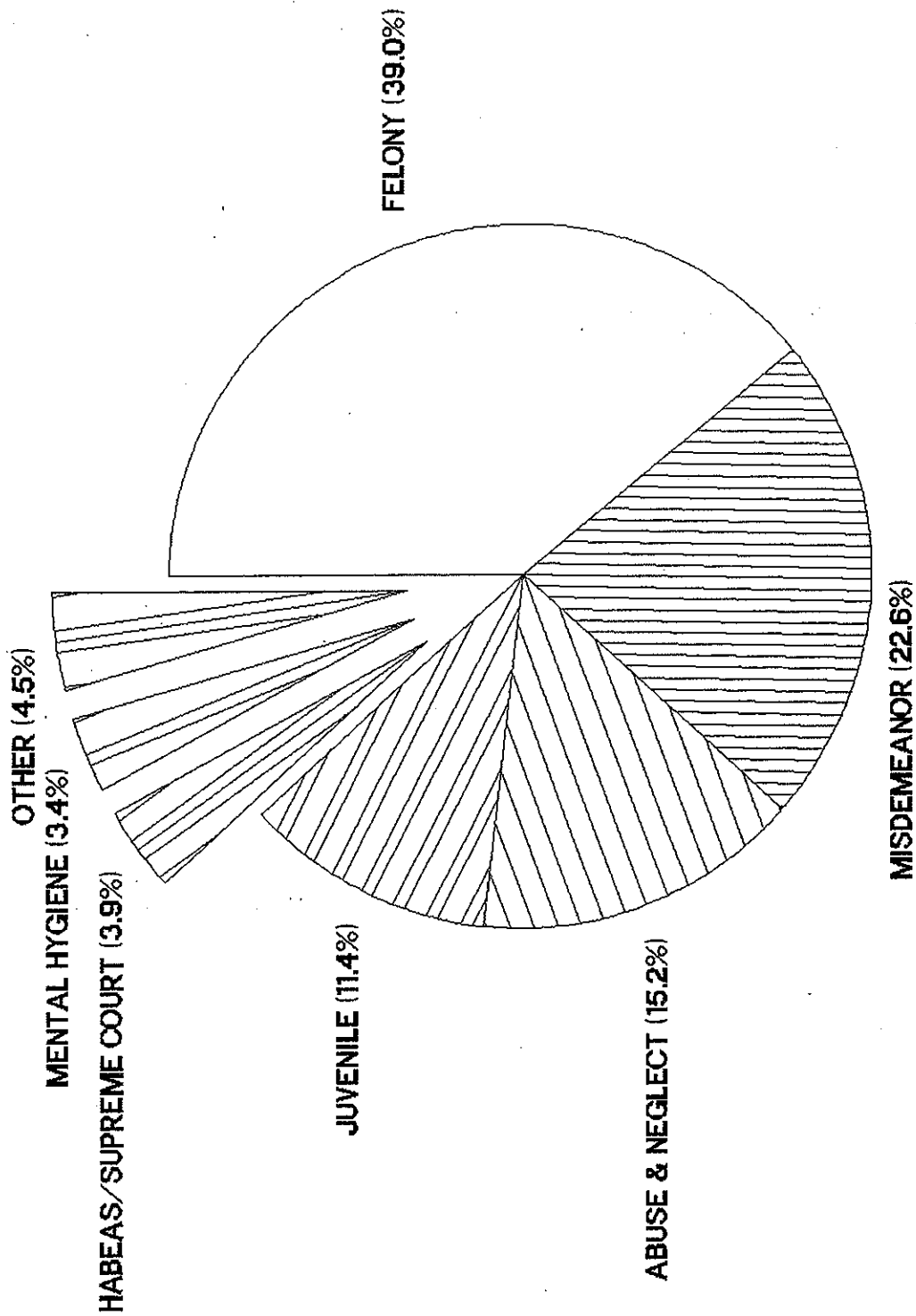
CIRCUIT/ COUNTY	PAROLE										TOTAL CLAIMS	
	FELONY MISDEMEAN	MENTAL HYGIENE	JUVENILE PATERNITY	PROBAT. REVOCAT.	TERMIN./ ABUSE	HABEAS/ SC	OTHER					
<b>20TH CIRCUIT</b>												
RANDOLPH	106	61	62	73	1	6	29	9	11	11	358	
<b>TOTAL</b>	<b>106</b>	<b>61</b>	<b>62</b>	<b>73</b>	<b>1</b>	<b>6</b>	<b>29</b>	<b>9</b>	<b>11</b>	<b>11</b>	<b>358</b>	
<b>21ST CIRCUIT</b>												
GRANT	20	32	6	14	0	7	5	0	1	1	85	
MINERAL	61	60	13	69	1	11	12	1	8	8	236	
TUCKER	14	13	5	3	0	1	2	1	1	1	40	
<b>TOTAL</b>	<b>95</b>	<b>105</b>	<b>24</b>	<b>86</b>	<b>1</b>	<b>19</b>	<b>19</b>	<b>2</b>	<b>10</b>	<b>10</b>	<b>361</b>	
<b>22ND CIRCUIT</b>												
HAMPSHIRE	61	122	12	24	0	10	13	2	14	14	258	
HARDY	38	81	0	21	0	3	10	0	8	8	161	
PENDLETON	20	19	2	10	0	3	4	2	1	1	61	
<b>TOTAL</b>	<b>119</b>	<b>222</b>	<b>14</b>	<b>55</b>	<b>0</b>	<b>16</b>	<b>27</b>	<b>4</b>	<b>23</b>	<b>23</b>	<b>480</b>	
<b>23RD CIRCUIT</b>												
BERKELEY	59	26	108	65	1	6	53	6	10	10	334	
JEFFERSON	34	24	58	55	0	1	58	5	6	6	241	
MORGAN	22	33	8	47	2	0	21	3	6	6	142	
<b>TOTAL</b>	<b>115</b>	<b>83</b>	<b>174</b>	<b>167</b>	<b>3</b>	<b>7</b>	<b>132</b>	<b>14</b>	<b>22</b>	<b>22</b>	<b>717</b>	
<b>24TH CIRCUIT</b>												
WAYNE	61	13	19	45	9	2	61	4	1	1	215	
<b>TOTAL</b>	<b>61</b>	<b>13</b>	<b>19</b>	<b>45</b>	<b>9</b>	<b>2</b>	<b>61</b>	<b>4</b>	<b>1</b>	<b>1</b>	<b>215</b>	
<b>25TH CIRCUIT</b>												
BOONE	145	255	69	109	6	13	18	4	11	11	630	
LINCOLN	136	158	33	67	0	10	39	1	9	9	453	
<b>TOTAL</b>	<b>281</b>	<b>413</b>	<b>102</b>	<b>176</b>	<b>6</b>	<b>23</b>	<b>57</b>	<b>5</b>	<b>20</b>	<b>20</b>	<b>1083</b>	

CIRCUIT/ COUNTY	PAROLE										TOTAL CLAIMS	
	FELONY	MISDEMEAN	MENTAL HYGIENE	JUVENILE	PATERNITY	REVOCAT.	ABUSE	SC	HABEAS/ OTHER	TERMIN./ ABUSE		
26TH CIRCUIT												
LEWIS	56	81	333	28	8	21	19	1	10	557		
UPSHUR	60	66	69	71	2	14	48	4	13	347		
TOTAL	116	147	402	99	10	35	67	5	23	904		
27TH CIRCUIT												
WYOMING	134	227	21	54	7	0	7	1	21	472		
TOTAL	134	227	21	54	7	0	7	1	21	472		
28TH CIRCUIT												
NICHOLAS	45	39	27	26	2	4	34	1	4	182		
TOTAL	45	39	27	26	2	4	34	1	4	182		
29TH CIRCUIT												
MASON	93	141	59	71	3	5	26	0	10	408		
PUTNAM	94	231	49	34	2	2	5	0	8	425		
TOTAL	187	372	108	105	5	7	31	0	18	833		
30TH CIRCUIT												
MINGO	45	54	1	104	0	0	63	0	2	269		
TOTAL	45	54	1	104	0	0	63	0	2	269		
31ST CIRCUIT												
MONROE	42	48	8	15	1	5	10	1	1	131		
SUMMERS	45	58	19	32	2	5	21	2	3	187		
TOTAL	87	106	27	47	3	10	31	3	4	318		
STATE TOTAL	4104	7470	4081	3190	163	388	1903	194	531	22024		

***APPOINTED COUNSEL ATTORNEY HOURS  
BY CASE TYPE***

# APPOINTED COUNSEL

TOTAL TIME BY CASE TYPE FY 96



**WEST VIRGINIA PUBLIC DEFENDER SERVICES  
 TOTAL APPOINTED COUNSEL HOURS PAID BY CASE TYPE FY 96**

CIRCUIT COUNTY	PAROLE										TOTAL
	FELONY	MISDEMEAN	MENTAL HYGIENE	JUVENILE	PATERNITY	PROBATION REVOCAT.	TERMIN./ ABUSE	HABEAS/ SC	OTHER	TOTAL	
<b>1ST CIRCUIT</b>											
BROOKE	409.64	258.30	176.20	162.70	0.00	66.00	467.80	82.70	15.90	1639.24	
HANCOCK	801.18	158.30	219.00	61.30	0.00	17.90	994.47	104.21	0.00	2356.36	
OHIO	1522.06	703.60	68.30	303.80	0.00	12.50	1748.83	183.30	68.68	4611.07	
<b>TOTAL</b>	<b>2732.88</b>	<b>1120.20</b>	<b>463.50</b>	<b>527.80</b>	<b>0.00</b>	<b>96.40</b>	<b>3211.10</b>	<b>370.21</b>	<b>84.58</b>	<b>8606.67</b>	
<b>2ND CIRCUIT</b>											
MARSHALL	315.89	151.20	66.50	149.70	0.00	7.90	102.10	179.50	10.50	983.29	
TYLER	735.80	29.00	8.20	101.60	0.00	26.60	71.20	0.00	32.50	1004.90	
WETZEL	961.70	161.80	57.80	123.70	0.00	0.00	452.60	84.64	19.60	1861.84	
<b>TOTAL</b>	<b>2013.39</b>	<b>342.00</b>	<b>132.50</b>	<b>375.00</b>	<b>0.00</b>	<b>34.50</b>	<b>625.90</b>	<b>264.14</b>	<b>62.60</b>	<b>3850.03</b>	
<b>3RD CIRCUIT</b>											
DODDRIDGE	314.10	314.00	12.20	59.80	0.00	35.10	84.30	73.20	7.90	900.60	
PLEASANTS	231.99	425.70	64.20	44.80	0.00	6.40	211.80	7.00	73.40	1065.29	
RITCHIE	1463.80	611.30	28.80	99.60	0.00	40.00	84.80	73.20	101.50	2503.00	
<b>TOTAL</b>	<b>2009.89</b>	<b>1351.00</b>	<b>105.20</b>	<b>204.20</b>	<b>0.00</b>	<b>81.50</b>	<b>380.90</b>	<b>153.40</b>	<b>182.80</b>	<b>4468.89</b>	
<b>4TH CIRCUIT</b>											
WIRT	317.30	435.00	0.00	39.60	0.00	12.30	40.10	26.50	62.20	933.00	
WOOD	4873.99	6218.70	302.00	1954.40	75.70	240.60	1264.85	192.30	375.50	15498.04	
<b>TOTAL</b>	<b>5191.29</b>	<b>6653.70</b>	<b>302.00</b>	<b>1994.00</b>	<b>75.70</b>	<b>252.90</b>	<b>1304.95</b>	<b>218.80</b>	<b>437.70</b>	<b>16431.04</b>	
<b>5TH CIRCUIT</b>											
CALHOUN	281.20	234.60	12.40	37.50	3.80	0.00	548.40	115.90	20.00	1253.80	
JACKSON	1282.90	952.70	106.60	422.20	0.00	10.20	660.70	130.60	133.50	3699.40	
ROANE	611.80	307.70	43.20	81.40	1.20	0.00	390.60	22.00	14.40	1472.30	
<b>TOTAL</b>	<b>2175.90</b>	<b>1495.00</b>	<b>162.20</b>	<b>541.10</b>	<b>5.00</b>	<b>10.20</b>	<b>1599.70</b>	<b>268.50</b>	<b>167.90</b>	<b>6425.50</b>	

CIRCUIT COUNTY	PAROLE										TOTAL	
	FELONY	MISDEMEAN	MENTAL HYGIENE	JUVENILE	PATERNITY	REVOCAT.	TERMIN./ ABUSE	HABEAS/ SC	OTHER	TOTAL		
<b>6TH CIRCUIT</b>												
CABELL	3304.67	732.40	896.10	707.00	150.20	158.00	1506.70	832.88	192.20		8480.15	
<b>TOTAL</b>	<b>3304.67</b>	<b>732.40</b>	<b>896.10</b>	<b>707.00</b>	<b>150.20</b>	<b>158.00</b>	<b>1506.70</b>	<b>832.88</b>	<b>192.20</b>		<b>8480.15</b>	
<b>7TH CIRCUIT</b>												
LOGAN	1550.30	2370.96	8.60	1240.70	136.60	101.60	839.55	331.41	140.00		6719.72	
<b>TOTAL</b>	<b>1550.30</b>	<b>2370.96</b>	<b>8.60</b>	<b>1240.70</b>	<b>136.60</b>	<b>101.60</b>	<b>839.55</b>	<b>331.41</b>	<b>140.00</b>		<b>6719.72</b>	
<b>8TH CIRCUIT</b>												
MCDOWELL	1293.03	352.40	49.80	418.50	35.60	0.00	154.70	27.70	34.40		2366.13	
<b>TOTAL</b>	<b>1293.03</b>	<b>352.40</b>	<b>49.80</b>	<b>418.50</b>	<b>35.60</b>	<b>0.00</b>	<b>154.70</b>	<b>27.70</b>	<b>34.40</b>		<b>2366.13</b>	
<b>9TH CIRCUIT</b>												
MERCER	2617.53	736.00	125.80	1198.96	30.80	205.00	1568.10	364.90	234.20		7081.29	
<b>TOTAL</b>	<b>2617.53</b>	<b>736.00</b>	<b>125.80</b>	<b>1198.96</b>	<b>30.80</b>	<b>205.00</b>	<b>1568.10</b>	<b>364.90</b>	<b>234.20</b>		<b>7081.29</b>	
<b>10TH CIRCUIT</b>												
RALEIGH	1526.00	239.30	327.10	312.40	0.00	15.50	876.40	859.80	80.80		4237.30	
<b>TOTAL</b>	<b>1526.00</b>	<b>239.30</b>	<b>327.10</b>	<b>312.40</b>	<b>0.00</b>	<b>15.50</b>	<b>876.40</b>	<b>859.80</b>	<b>80.80</b>		<b>4237.30</b>	
<b>11TH CIRCUIT</b>												
GREENBRIER	1788.60	1254.77	155.70	697.80	85.50	131.80	1042.55	580.20	136.00		5872.92	
POCAHONTAS	705.73	184.70	75.60	90.10	0.00	0.00	102.20	98.50	44.20		1301.03	
<b>TOTAL</b>	<b>2494.33</b>	<b>1439.47</b>	<b>231.30</b>	<b>787.90</b>	<b>85.50</b>	<b>131.80</b>	<b>1144.75</b>	<b>678.70</b>	<b>180.20</b>		<b>7173.95</b>	
<b>12TH CIRCUIT</b>												
FAYETTE	912.47	173.50	21.50	361.00	5.80	0.00	262.30	171.00	28.00		1935.57	
<b>TOTAL</b>	<b>912.47</b>	<b>173.50</b>	<b>21.50</b>	<b>361.00</b>	<b>5.80</b>	<b>0.00</b>	<b>262.30</b>	<b>171.00</b>	<b>28.00</b>		<b>1935.57</b>	

CIRCUIT COUNTY	PAROLE										TOTAL
	FELONY	MISDEMEAN	MENTAL HYGIENE	JUVENILE	PATERNITY	PROBAT REVOCAT.	TERMIN./ ABUSE	HABEAS/ SC	OTHER	TOTAL	
<b>13TH CIRCUIT</b>											
KANAWHA	10613.85	8852.44	984.90	2074.40	214.90	323.37	3319.39	526.54	324.70	27234.49	
<b>TOTAL</b>	<b>10613.85</b>	<b>8852.44</b>	<b>984.90</b>	<b>2074.40</b>	<b>214.90</b>	<b>323.37</b>	<b>3319.39</b>	<b>526.54</b>	<b>324.70</b>	<b>27234.49</b>	
<b>14TH CIRCUIT</b>											
BRAXTON	1339.86	609.40	85.60	133.30	8.20	83.60	179.30	25.30	30.60	2495.16	
CLAY	532.80	1107.40	170.30	417.00	50.50	12.10	400.70	5.00	47.90	2743.70	
GILMER	467.80	225.20	11.60	6.10	29.00	0.00	173.77	0.00	26.10	939.57	
WEBSTER	486.00	156.40	1.50	81.90	28.20	7.50	52.50	27.60	33.70	875.30	
<b>TOTAL</b>	<b>2826.46</b>	<b>2098.40</b>	<b>269.00</b>	<b>638.30</b>	<b>115.90</b>	<b>103.20</b>	<b>806.27</b>	<b>57.90</b>	<b>138.30</b>	<b>7053.73</b>	
<b>15TH CIRCUIT</b>											
HARRISON	1738.11	515.40	12.20	641.90	44.50	139.70	2946.53	233.32	143.70	6415.36	
<b>TOTAL</b>	<b>1738.11</b>	<b>515.40</b>	<b>12.20</b>	<b>641.90</b>	<b>44.50</b>	<b>139.70</b>	<b>2946.53</b>	<b>233.32</b>	<b>143.70</b>	<b>6415.36</b>	
<b>16TH CIRCUIT</b>											
MARION	4404.64	4625.10	307.60	2032.30	49.50	430.30	1785.90	620.17	339.50	14595.01	
<b>TOTAL</b>	<b>4404.64</b>	<b>4625.10</b>	<b>307.60</b>	<b>2032.30</b>	<b>49.50</b>	<b>430.30</b>	<b>1785.90</b>	<b>620.17</b>	<b>339.50</b>	<b>14595.01</b>	
<b>17TH CIRCUIT</b>											
MONONGALIA	2389.63	1531.10	360.90	708.70	30.40	79.66	575.80	195.66	143.94	6015.79	
<b>TOTAL</b>	<b>2389.63</b>	<b>1531.10</b>	<b>360.90</b>	<b>708.70</b>	<b>30.40</b>	<b>79.66</b>	<b>575.80</b>	<b>195.66</b>	<b>143.94</b>	<b>6015.79</b>	
<b>18TH CIRCUIT</b>											
PRESTON	1389.05	870.80	64.30	428.60	124.50	25.90	487.99	360.87	155.20	3907.21	
<b>TOTAL</b>	<b>1389.05</b>	<b>870.80</b>	<b>64.30</b>	<b>428.60</b>	<b>124.50</b>	<b>25.90</b>	<b>487.99</b>	<b>360.87</b>	<b>155.20</b>	<b>3907.21</b>	
<b>19TH CIRCUIT</b>											
BARBOUR	566.30	491.20	54.00	215.40	0.00	20.60	179.40	102.00	36.40	1665.30	
TAYLOR	439.10	896.80	86.70	360.10	0.00	40.60	132.90	0.00	40.00	1996.20	
<b>TOTAL</b>	<b>1005.40</b>	<b>1388.00</b>	<b>140.70</b>	<b>575.50</b>	<b>0.00</b>	<b>61.20</b>	<b>312.30</b>	<b>102.00</b>	<b>76.40</b>	<b>3661.50</b>	

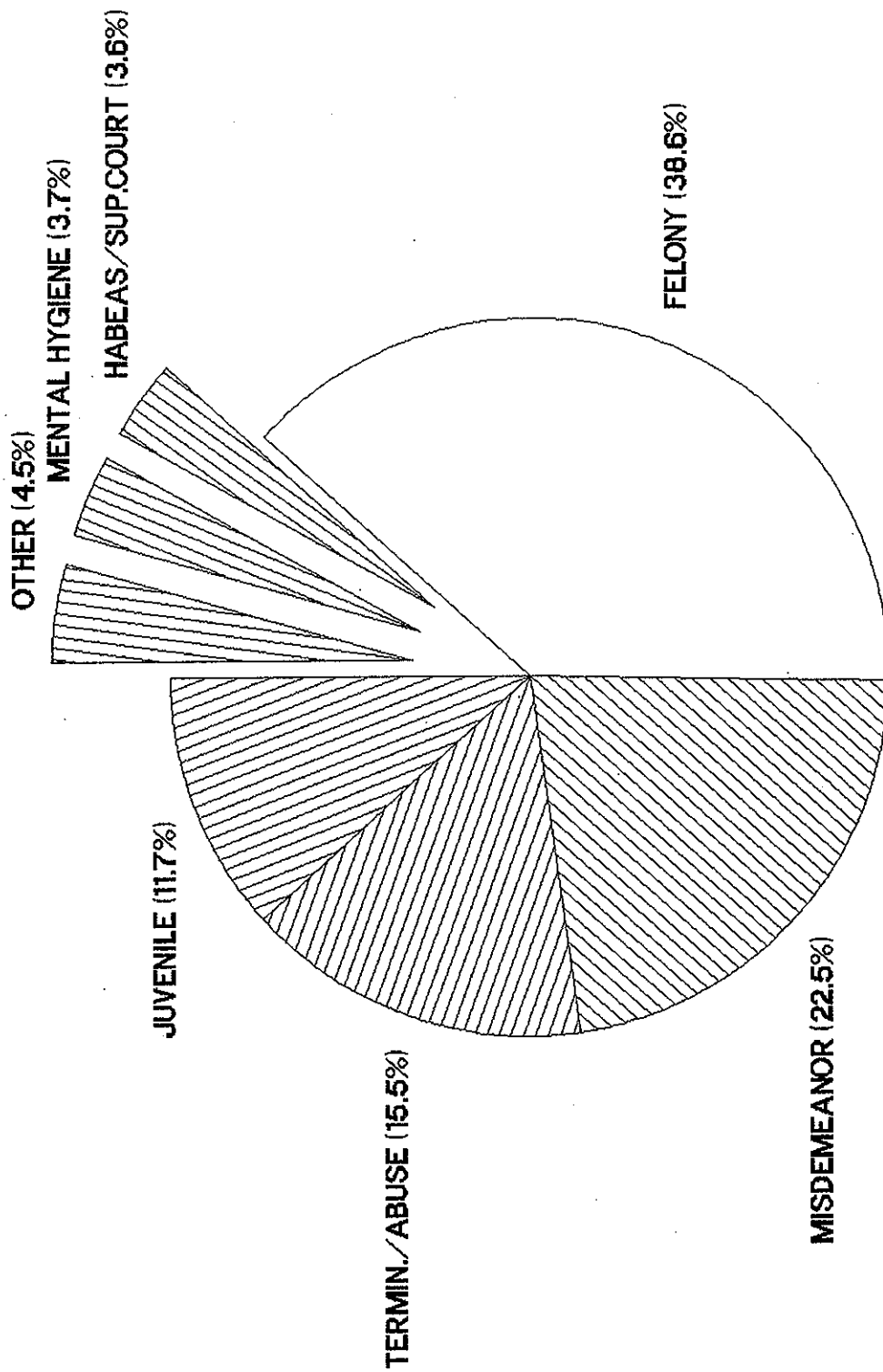
CIRCUIT COUNTY	PAROLE										TOTAL	
	FELONY	MISDEMEAN	MENTAL HYGIENE	JUVENILE	PATERNITY	REVOCAT.	PROBAT	TERMIN/ ABUSE	HABEAS/ SC	OTHER		
<b>20TH CIRCUIT</b>												
RANDOLPH	3348.94	583.80	160.90	797.10	80.40	111.30	638.50	332.49	161.80	6215.23		
<b>TOTAL</b>	<b>3348.94</b>	<b>583.80</b>	<b>160.90</b>	<b>797.10</b>	<b>80.40</b>	<b>111.30</b>	<b>638.50</b>	<b>332.49</b>	<b>161.80</b>	<b>6215.23</b>		
<b>21ST CIRCUIT</b>												
GRANT	621.80	322.60	14.80	280.80	0.00	56.80	182.89	0.00	4.90	1484.59		
MINERAL	1426.70	716.90	25.90	725.50	17.50	76.50	221.10	65.64	93.30	3369.04		
TUCKER	278.50	103.20	13.10	33.50	0.00	13.50	153.00	45.30	15.30	655.40		
<b>TOTAL</b>	<b>2327.00</b>	<b>1142.70</b>	<b>53.80</b>	<b>1039.80</b>	<b>17.50</b>	<b>146.80</b>	<b>556.99</b>	<b>110.94</b>	<b>113.50</b>	<b>5509.03</b>		
<b>22ND CIRCUIT</b>												
HAMPSHIRE	2179.50	755.80	29.00	520.60	0.00	81.40	218.60	108.20	110.30	4003.40		
HARDY	828.19	751.80	0.00	376.90	0.00	41.50	269.70	0.00	98.50	2366.59		
PENDLETON	744.50	152.00	12.40	200.77	0.00	28.20	78.80	110.60	7.40	1334.67		
<b>TOTAL</b>	<b>3752.19</b>	<b>1659.60</b>	<b>41.40</b>	<b>1098.27</b>	<b>0.00</b>	<b>151.10</b>	<b>567.10</b>	<b>218.80</b>	<b>216.20</b>	<b>7704.66</b>		
<b>23RD CIRCUIT</b>												
BERKELEY	2163.12	216.20	362.10	572.30	14.80	43.90	887.47	322.87	108.40	4691.16		
JEFFERSON	977.90	283.50	172.20	525.60	0.00	8.00	1240.40	229.87	110.70	3548.17		
MORGAN	725.70	147.40	18.50	363.47	20.30	0.00	325.30	46.20	101.80	1748.67		
<b>TOTAL</b>	<b>3866.72</b>	<b>647.10</b>	<b>552.80</b>	<b>1461.37</b>	<b>35.10</b>	<b>51.90</b>	<b>2453.17</b>	<b>598.94</b>	<b>320.90</b>	<b>9988.00</b>		
<b>24TH CIRCUIT</b>												
WAYNE	1396.70	81.00	22.90	230.40	104.30	48.90	666.20	117.20	5.30	2672.90		
<b>TOTAL</b>	<b>1396.70</b>	<b>81.00</b>	<b>22.90</b>	<b>230.40</b>	<b>104.30</b>	<b>48.90</b>	<b>666.20</b>	<b>117.20</b>	<b>5.30</b>	<b>2672.90</b>		
<b>25TH CIRCUIT</b>												
BOONE	2978.29	1022.50	118.20	509.91	24.90	69.70	299.90	61.60	181.13	5266.13		
LINCOLN	3867.86	1271.80	104.90	502.00	0.00	100.20	624.67	6.80	94.30	6572.53		
<b>TOTAL</b>	<b>6846.15</b>	<b>2294.30</b>	<b>223.10</b>	<b>1011.91</b>	<b>24.90</b>	<b>169.90</b>	<b>924.57</b>	<b>68.40</b>	<b>275.43</b>	<b>11838.66</b>		

CIRCUIT COUNTY	PAROLE										TOTAL	
	FELONY	MISDEMEAN	MENTAL HYGIENE	JUVENILE	PATERNITY	REVOCAT.	ABUSE	HABEAS/ SC	OTHER	TOTAL		
<b>26TH CIRCUIT</b>												
LEWIS	1278.85	718.19	679.00	187.00	126.30	158.20	269.30	59.60	86.77			3563.21
UPSHUR	1551.60	633.40	157.40	725.40	10.60	186.60	1041.67	51.40	122.30			4480.37
<b>TOTAL</b>	<b>2830.45</b>	<b>1351.59</b>	<b>836.40</b>	<b>912.40</b>	<b>136.90</b>	<b>344.80</b>	<b>1310.97</b>	<b>111.00</b>	<b>209.07</b>			<b>8043.58</b>
<b>27TH CIRCUIT</b>												
WYOMING	2062.48	1699.30	63.80	338.00	93.90	0.00	119.90	126.60	142.90			4646.88
<b>TOTAL</b>	<b>2062.48</b>	<b>1699.30</b>	<b>63.80</b>	<b>338.00</b>	<b>93.90</b>	<b>0.00</b>	<b>119.90</b>	<b>126.60</b>	<b>142.90</b>			<b>4646.88</b>
<b>28TH CIRCUIT</b>												
NICHOLAS	785.60	193.50	53.20	180.50	13.40	20.40	678.00	125.20	55.80			2105.60
<b>TOTAL</b>	<b>785.60</b>	<b>193.50</b>	<b>53.20</b>	<b>180.50</b>	<b>13.40</b>	<b>20.40</b>	<b>678.00</b>	<b>125.20</b>	<b>55.80</b>			<b>2105.60</b>
<b>29TH CIRCUIT</b>												
MASON	2397.42	1044.80	230.10	746.20	42.40	27.10	506.41	0.00	82.70			5077.13
PUTNAM	2122.85	1398.47	204.10	301.80	10.60	55.80	104.80	0.00	39.20			4237.62
<b>TOTAL</b>	<b>4520.27</b>	<b>2443.27</b>	<b>434.20</b>	<b>1048.00</b>	<b>53.00</b>	<b>82.90</b>	<b>611.21</b>	<b>0.00</b>	<b>121.90</b>			<b>9314.75</b>
<b>30TH CIRCUIT</b>												
MINGO	585.90	386.10	2.00	959.20	0.00	0.00	754.90	0.00	9.80			2697.90
<b>TOTAL</b>	<b>585.90</b>	<b>386.10</b>	<b>2.00</b>	<b>959.20</b>	<b>0.00</b>	<b>0.00</b>	<b>754.90</b>	<b>0.00</b>	<b>9.80</b>			<b>2697.90</b>
<b>31ST CIRCUIT</b>												
MONROE	786.13	257.10	17.20	95.10	2.80	21.20	260.20	21.00	7.60			1468.33
SUMMERS	640.16	250.60	20.80	239.50	10.60	19.40	172.90	59.70	21.50			1435.16
<b>TOTAL</b>	<b>1426.29</b>	<b>507.70</b>	<b>38.00</b>	<b>334.60</b>	<b>13.40</b>	<b>40.60</b>	<b>433.10</b>	<b>80.70</b>	<b>29.10</b>			<b>2903.49</b>
<b>STATE TOTAL</b>	<b>85937.51</b>	<b>49877.13</b>	<b>7447.70</b>	<b>25179.81</b>	<b>1677.70</b>	<b>3419.33</b>	<b>33423.84</b>	<b>8528.17</b>	<b>4808.82</b>			<b>220300.01</b>

***APPOINTED COUNSEL FEES PAID  
BY CASE TYPE***

# APPOINTED COUNSEL

TOTAL FEES PAID BY CASE TYPE FY 96



**WV PUBLIC DEFENDER SERVICES**  
**TOTAL APPOINTED COUNSEL FEES PAID BY CASE TYPE FY 96**  
 (IN DOLLARS)

CIRCUIT/ COUNTY	PAROLE										TOTAL FEES
	FELONY	MISDEMEANOR	JUVENILE	PATERNIT	REVOCAT.	ABUSE	SC	HABEAS/ SC	OTHER	TOTAL	
<b>1ST CIRCUIT</b>											
BROOKE	19668.00	12681.50	8637.00	8113.50	0.00	3262.00	22813.00	3785.50	737.50	79698.00	
HANCOCK	39149.00	7789.50	10865.00	2984.00	0.00	869.50	48113.00	4847.50	0.00	114617.50	
OHIO	73306.50	32688.00	3527.50	15253.00	0.00	612.50	84307.50	8416.50	3360.50	221472.00	
<b>TOTAL</b>	<b>132123.50</b>	<b>53159.00</b>	<b>23029.50</b>	<b>26350.50</b>	<b>0.00</b>	<b>4744.00</b>	<b>155233.50</b>	<b>17049.50</b>	<b>4098.00</b>	<b>415787.50</b>	
<b>2ND CIRCUIT</b>											
MARSHALL	14854.00	7260.00	3536.50	7836.50	0.00	395.50	5468.50	8271.50	518.50	48141.00	
TYLER	35207.00	1399.00	443.00	5022.00	0.00	1263.00	3552.00	0.00	1620.50	48506.50	
WETZEL	45880.50	6423.50	2871.00	6182.50	0.00	0.00	22507.00	3909.00	412.50	88186.00	
<b>TOTAL</b>	<b>95941.50</b>	<b>15082.50</b>	<b>6850.50</b>	<b>19041.00</b>	<b>0.00</b>	<b>1658.50</b>	<b>31527.50</b>	<b>12180.50</b>	<b>2551.50</b>	<b>184833.50</b>	
<b>3RD CIRCUIT</b>											
DODDRIDGE	14958.50	15072.00	679.00	2993.00	0.00	1657.50	4235.50	3340.00	381.50	43317.00	
PLEASANTS	11233.50	20490.50	3433.00	2186.00	0.00	312.00	10699.00	315.00	3529.00	52198.00	
RITCHIE	70863.00	29300.50	1540.00	4862.00	0.00	1992.00	4144.00	3344.00	4859.50	120905.00	
<b>TOTAL</b>	<b>97055.00</b>	<b>64863.00</b>	<b>5652.00</b>	<b>10041.00</b>	<b>0.00</b>	<b>3961.50</b>	<b>19078.50</b>	<b>6999.00</b>	<b>8770.00</b>	<b>216420.00</b>	
<b>4TH CIRCUIT</b>											
WIRT	14956.50	21085.00	0.00	1932.00	0.00	591.50	2012.50	1192.50	2941.00	44711.00	
WOOD	235331.00	302915.50	16006.00	96506.00	3614.50	11563.00	62240.50	8783.50	18451.50	755411.50	
<b>TOTAL</b>	<b>250287.50</b>	<b>324000.50</b>	<b>16006.00</b>	<b>98438.00</b>	<b>3614.50</b>	<b>12154.50</b>	<b>64253.00</b>	<b>9976.00</b>	<b>21392.50</b>	<b>800122.50</b>	
<b>5TH CIRCUIT</b>											
CALHOUN	14995.00	12183.00	678.00	2095.50	201.00	0.00	29988.00	5365.50	974.00	66480.00	
JACKSON	65240.50	48939.50	5585.00	22199.00	0.00	541.00	34535.50	6221.00	6595.50	189857.00	
ROANE	31581.00	15658.50	2420.00	4287.00	54.00	0.00	21021.00	990.00	724.00	76735.50	
<b>TOTAL</b>	<b>111816.50</b>	<b>76781.00</b>	<b>8683.00</b>	<b>28581.50</b>	<b>255.00</b>	<b>541.00</b>	<b>85544.50</b>	<b>12576.50</b>	<b>8293.50</b>	<b>333072.50</b>	

CIRCUIT/ COUNTY	MENTAL				PAROLE			TOTAL FEES		
	FELONY	MISDEMEANOR	HYGIENE	JUVENILE	PATERNIT	REVOCAT.	ABUSE		TERMIN./ HABEAS/ SC	OTHER
<b>6TH CIRCUIT</b>										
CABELL	161023.00	36646.50	47310.50	37045.50	7217.00	8278.00	80409.50	30913.25	9777.00	418620.25
<b>TOTAL</b>	<b>161023.00</b>	<b>36646.50</b>	<b>47310.50</b>	<b>37045.50</b>	<b>7217.00</b>	<b>8278.00</b>	<b>80409.50</b>	<b>30913.25</b>	<b>9777.00</b>	<b>418620.25</b>
<b>7TH CIRCUIT</b>										
LOGAN	75175.50	115031.07	443.00	61199.50	6440.00	5032.00	42722.00	15595.50	6618.00	328256.57
<b>TOTAL</b>	<b>75175.50</b>	<b>115031.07</b>	<b>443.00</b>	<b>61199.50</b>	<b>6440.00</b>	<b>5032.00</b>	<b>42722.00</b>	<b>15595.50</b>	<b>6618.00</b>	<b>328256.57</b>
<b>8TH CIRCUIT</b>										
MCDOWELL	62998.50	17234.00	2769.00	21294.50	1792.00	0.00	8375.50	1270.50	1600.00	117334.00
<b>TOTAL</b>	<b>62998.50</b>	<b>17234.00</b>	<b>2769.00</b>	<b>21294.50</b>	<b>1792.00</b>	<b>0.00</b>	<b>8375.50</b>	<b>1270.50</b>	<b>1600.00</b>	<b>117334.00</b>
<b>9TH CIRCUIT</b>										
MERCER	125797.00	35490.00	6575.00	58627.00	1444.00	9879.00	76390.50	16760.50	11141.00	342104.00
<b>TOTAL</b>	<b>125797.00</b>	<b>35490.00</b>	<b>6575.00</b>	<b>58627.00</b>	<b>1444.00</b>	<b>9879.00</b>	<b>76390.50</b>	<b>16760.50</b>	<b>11141.00</b>	<b>342104.00</b>
<b>10TH CIRCUIT</b>										
RALEIGH	71836.00	11452.50	16459.50	14212.00	0.00	757.50	43630.00	39487.00	3740.00	201574.50
<b>TOTAL</b>	<b>71836.00</b>	<b>11452.50</b>	<b>16459.50</b>	<b>14212.00</b>	<b>0.00</b>	<b>757.50</b>	<b>43630.00</b>	<b>39487.00</b>	<b>3740.00</b>	<b>201574.50</b>
<b>11TH CIRCUIT</b>										
GREENBRIER	86559.00	60066.80	9164.50	35649.00	3928.00	6197.00	51188.50	26249.00	6624.00	285625.80
POCAHONTAS	33340.00	8769.50	4052.00	4510.50	0.00	0.00	4761.00	4472.50	2119.00	62024.50
<b>TOTAL</b>	<b>119899.00</b>	<b>68836.30</b>	<b>13216.50</b>	<b>40159.50</b>	<b>3928.00</b>	<b>6197.00</b>	<b>55949.50</b>	<b>30721.50</b>	<b>8743.00</b>	<b>347650.30</b>
<b>12TH CIRCUIT</b>										
FAYETTE	44669.00	8601.50	1217.50	17907.00	285.00	0.00	13017.50	7849.00	1372.00	94918.50
<b>TOTAL</b>	<b>44669.00</b>	<b>8601.50</b>	<b>1217.50</b>	<b>17907.00</b>	<b>285.00</b>	<b>0.00</b>	<b>13017.50</b>	<b>7849.00</b>	<b>1372.00</b>	<b>94918.50</b>

CIRCUIT/ COUNTY	PAROLE							TOTAL FEES		
	FELONY	MISDEMEANOR	MENTAL	JUVENILE	PATERNITY	REVOCAT.	ABUSE		HABEAS/ SC	OTHER
<b>13TH CIRCUIT</b>										
KANAWHA	507712.96	432200.00	56858.50	104184.00	9726.00	15384.50	166628.50	24418.50	15827.50	1332940.46
<b>TOTAL</b>	<b>507712.96</b>	<b>432200.00</b>	<b>56858.50</b>	<b>104184.00</b>	<b>9726.00</b>	<b>15384.50</b>	<b>166628.50</b>	<b>24418.50</b>	<b>15827.50</b>	<b>1332940.46</b>
<b>14TH CIRCUIT</b>										
BRAXTON	66753.00	30243.00	4992.00	7078.50	393.00	4136.00	9544.50	1244.50	1561.00	125945.50
CLAY	25737.50	56176.50	9314.50	22056.00	2446.50	584.50	20229.50	275.00	2437.50	139257.50
GILMER	22367.00	10814.00	584.00	348.50	1345.00	0.00	8935.50	0.00	1244.50	45638.50
WEBSTER	23650.00	7354.00	97.50	3941.50	1343.00	377.50	2756.50	1282.00	1562.50	42364.50
<b>TOTAL</b>	<b>138507.50</b>	<b>104587.50</b>	<b>14988.00</b>	<b>33424.50</b>	<b>5527.50</b>	<b>5098.00</b>	<b>41466.00</b>	<b>2801.50</b>	<b>6805.50</b>	<b>353206.00</b>
<b>15TH CIRCUIT</b>										
HARRISON	84649.00	24553.00	663.00	31303.50	2082.50	6538.50	144991.00	10585.50	6932.50	312298.50
<b>TOTAL</b>	<b>84649.00</b>	<b>24553.00</b>	<b>663.00</b>	<b>31303.50</b>	<b>2082.50</b>	<b>6538.50</b>	<b>144991.00</b>	<b>10585.50</b>	<b>6932.50</b>	<b>312298.50</b>
<b>16TH CIRCUIT</b>										
MARION	205204.00	216566.50	15972.00	99103.50	2401.50	20577.50	86239.50	28373.50	16293.50	690731.50
<b>TOTAL</b>	<b>205204.00</b>	<b>216566.50</b>	<b>15972.00</b>	<b>99103.50</b>	<b>2401.50</b>	<b>20577.50</b>	<b>86239.50</b>	<b>28373.50</b>	<b>16293.50</b>	<b>690731.50</b>
<b>17TH CIRCUIT</b>										
MONONGALIA	115555.00	73750.50	18526.50	35353.50	1502.00	3832.50	28747.00	8910.50	6997.50	293175.00
<b>TOTAL</b>	<b>115555.00</b>	<b>73750.50</b>	<b>18526.50</b>	<b>35353.50</b>	<b>1502.00</b>	<b>3832.50</b>	<b>28747.00</b>	<b>8910.50</b>	<b>6997.50</b>	<b>293175.00</b>
<b>18TH CIRCUIT</b>										
PRESTON	65965.50	41188.00	3647.50	21073.00	5782.50	1249.50	24139.50	15831.00	7170.00	186046.50
<b>TOTAL</b>	<b>65965.50</b>	<b>41188.00</b>	<b>3647.50</b>	<b>21073.00</b>	<b>5782.50</b>	<b>1249.50</b>	<b>24139.50</b>	<b>15831.00</b>	<b>7170.00</b>	<b>186046.50</b>
<b>19TH CIRCUIT</b>										
BARBOUR	27521.50	23456.00	3002.00	10427.00	0.00	973.00	8659.00	4650.00	1790.00	80478.50
TAYLOR	21363.50	42614.00	4679.50	17082.50	0.00	1925.00	6690.50	0.00	1864.00	96219.00
<b>TOTAL</b>	<b>48885.00</b>	<b>66070.00</b>	<b>7681.50</b>	<b>27509.50</b>	<b>0.00</b>	<b>2898.00</b>	<b>15349.50</b>	<b>4650.00</b>	<b>3654.00</b>	<b>176697.50</b>

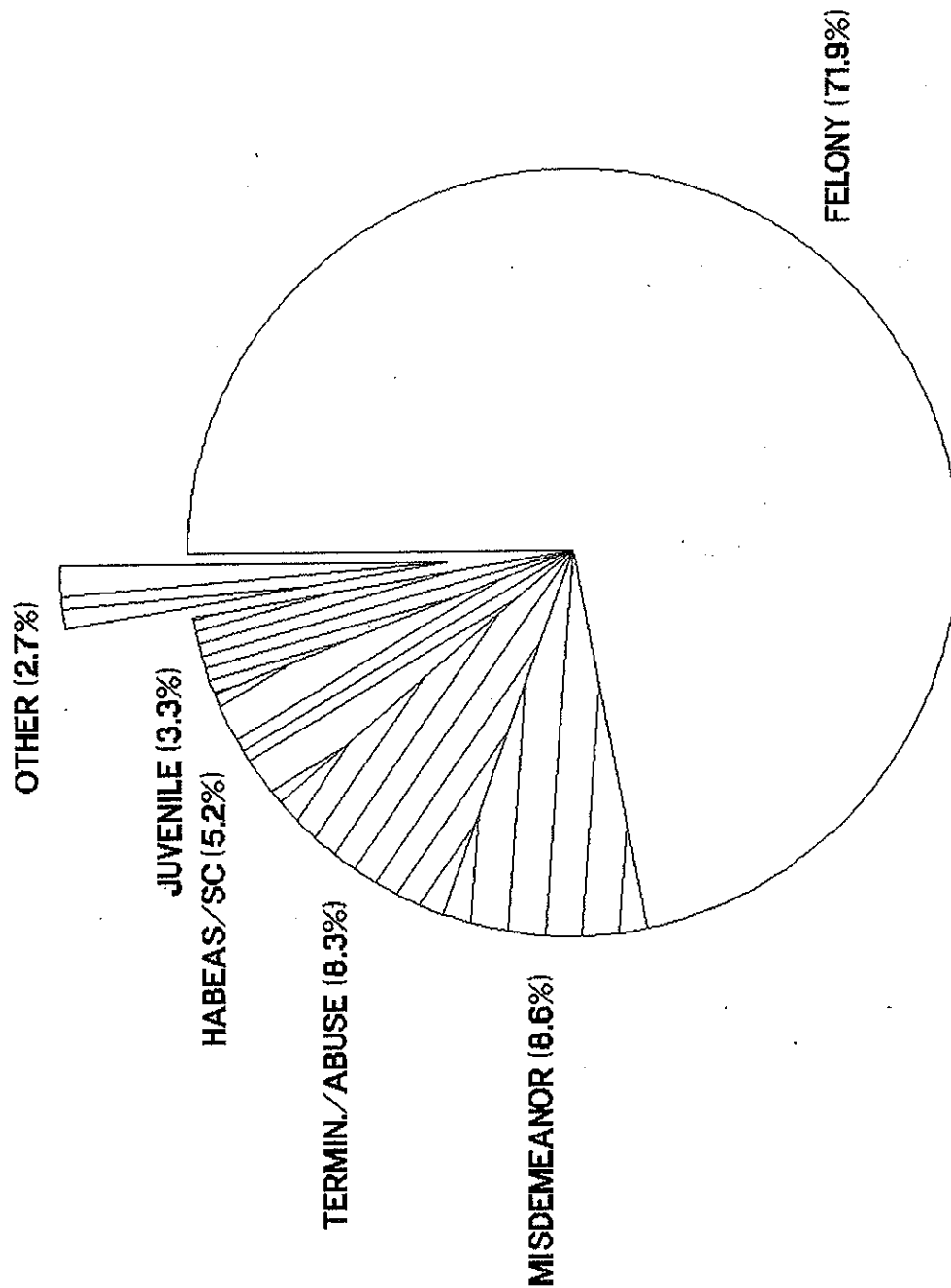
CIRCUIT/ COUNTY	PAROLE										TOTAL FEES
	FELONY	MISDEMEANOR	MENTAL HYGIENE	JUVENILE	PATERNIT	REVOCAT.	PROBAT.	TERMIN./ ABUSE	HABEAS/ SC	OTHER	
<b>20TH CIRCUIT</b>											
RANDOLPH	160852.50	27333.00	8452.50	38745.50	3726.00	5162.50	30374.50	15576.00	7511.00		297733.50
<b>TOTAL</b>	<b>160852.50</b>	<b>27333.00</b>	<b>8452.50</b>	<b>38745.50</b>	<b>3726.00</b>	<b>5162.50</b>	<b>30374.50</b>	<b>15576.00</b>	<b>7511.00</b>		<b>297733.50</b>
<b>21ST CIRCUIT</b>											
GRANT	29851.00	15309.00	774.00	13440.00	0.00	2712.00	8850.00	0.00	220.50		71156.50
MINERAL	68035.50	33850.50	1383.50	35737.50	857.50	3644.50	10605.50	3000.00	4322.50		161437.00
TUCKER	13354.50	4936.00	641.50	1647.50	0.00	621.50	7431.00	2048.50	708.50		31389.00
<b>TOTAL</b>	<b>111241.00</b>	<b>54095.50</b>	<b>2799.00</b>	<b>50825.00</b>	<b>857.50</b>	<b>6978.00</b>	<b>26886.50</b>	<b>5048.50</b>	<b>5251.50</b>		<b>263982.50</b>
<b>22ND CIRCUIT</b>											
HAMPSHIRE	107751.50	37615.00	1625.00	25497.00	0.00	4023.00	11617.00	4897.00	5501.50		198527.00
HARDY	40536.50	35801.00	0.00	18790.50	0.00	2061.50	13215.50	0.00	4868.50		115273.50
PENDLETON	36010.50	7178.00	654.00	9970.50	0.00	1383.00	3722.00	4640.50	373.00		63931.50
<b>TOTAL</b>	<b>184298.50</b>	<b>80594.00</b>	<b>2279.00</b>	<b>54258.00</b>	<b>0.00</b>	<b>7467.50</b>	<b>28554.50</b>	<b>9537.50</b>	<b>10743.00</b>		<b>377732.00</b>
<b>23RD CIRCUIT</b>											
BERKELEY	105134.50	10667.00	18250.50	28263.50	706.00	2215.50	43752.00	14859.00	5300.00		229148.00
JEFFERSON	49507.50	14465.50	9051.00	26924.00	0.00	440.00	61849.50	10300.00	5637.50		178175.00
MORGAN	36220.50	7519.00	968.50	18468.00	923.50	0.00	16884.50	2189.00	4977.00		88150.00
<b>TOTAL</b>	<b>190862.50</b>	<b>32651.50</b>	<b>28270.00</b>	<b>73655.50</b>	<b>1629.50</b>	<b>2655.50</b>	<b>122486.00</b>	<b>27348.00</b>	<b>15914.50</b>		<b>495473.00</b>
<b>24TH CIRCUIT</b>											
WAYNE	55662.25	2651.00	1182.50	11722.00	4829.50	2564.50	33805.00	4949.00	252.50		117618.25
<b>TOTAL</b>	<b>55662.25</b>	<b>2651.00</b>	<b>1182.50</b>	<b>11722.00</b>	<b>4829.50</b>	<b>2564.50</b>	<b>33805.00</b>	<b>4949.00</b>	<b>252.50</b>		<b>117618.25</b>
<b>25TH CIRCUIT</b>											
BOONE	151459.50	53726.00	6759.00	28012.00	1168.50	3724.50	16297.50	2848.00	8903.00		272898.00
LINCOLN	193868.50	64191.00	5878.50	25854.00	0.00	5205.00	32898.00	306.00	4849.50		333050.50
<b>TOTAL</b>	<b>345328.00</b>	<b>117917.00</b>	<b>12637.50</b>	<b>53866.00</b>	<b>1168.50</b>	<b>8929.50</b>	<b>49195.50</b>	<b>3154.00</b>	<b>13752.50</b>		<b>605948.50</b>

CIRCUIT/ COUNTY	PAROLE										TOTAL FEES
	FELONY	MISDEMEANOR	MENTAL HYGIENE	JUVENILE	PATERNIT REVOCAT.	TERMIN./ ABUSE	HABEAS/ SC	OTHER	TOTAL	FEES	
<b>26TH CIRCUIT</b>											
LEWIS	62072.50	34302.50	34889.00	9531.00	5955.50	7795.00	13480.50	2740.00	6792.50	177558.50	
UPSHUR	74440.50	30479.00	7889.00	36687.00	487.00	8839.00	52111.00	2353.00	5721.50	219007.00	
<b>TOTAL</b>	<b>136513.00</b>	<b>64781.50</b>	<b>42778.00</b>	<b>46218.00</b>	<b>6442.50</b>	<b>16634.00</b>	<b>65591.50</b>	<b>5093.00</b>	<b>12514.00</b>	<b>396565.50</b>	
<b>27TH CIRCUIT</b>											
WYOMING	97461.00	80778.00	3439.00	16618.00	4335.50	0.00	5847.50	5735.00	6812.50	221026.50	
<b>TOTAL</b>	<b>97461.00</b>	<b>80778.00</b>	<b>3439.00</b>	<b>16618.00</b>	<b>4335.50</b>	<b>0.00</b>	<b>5847.50</b>	<b>5735.00</b>	<b>6812.50</b>	<b>221026.50</b>	
<b>28TH CIRCUIT</b>											
NICHOLAS	39404.00	9481.50	3152.00	9322.50	659.00	1000.00	35792.00	5834.00	2629.00	107274.00	
<b>TOTAL</b>	<b>39404.00</b>	<b>9481.50</b>	<b>3152.00</b>	<b>9322.50</b>	<b>659.00</b>	<b>1000.00</b>	<b>35792.00</b>	<b>5834.00</b>	<b>2629.00</b>	<b>107274.00</b>	
<b>29TH CIRCUIT</b>											
MASON	113814.00	48357.00	11472.50	36453.00	2044.00	1263.50	24966.50	0.00	4011.50	242382.00	
PUTNAM	104638.50	67959.00	11398.50	15317.00	525.00	2631.00	5480.00	0.00	1938.00	209887.00	
<b>TOTAL</b>	<b>218452.50</b>	<b>116316.00</b>	<b>22871.00</b>	<b>51770.00</b>	<b>2569.00</b>	<b>3894.50</b>	<b>30446.50</b>	<b>0.00</b>	<b>5949.50</b>	<b>452269.00</b>	
<b>30TH CIRCUIT</b>											
MINGO	28371.50	19624.50	130.00	47710.00	0.00	0.00	37540.50	0.00	473.00	133849.50	
<b>TOTAL</b>	<b>28371.50</b>	<b>19624.50</b>	<b>130.00</b>	<b>47710.00</b>	<b>0.00</b>	<b>0.00</b>	<b>37540.50</b>	<b>0.00</b>	<b>473.00</b>	<b>133849.50</b>	
<b>31ST CIRCUIT</b>											
MONROE	38208.00	12603.50	902.00	4757.50	136.00	1030.00	13007.00	945.00	356.00	71945.00	
SUMMERS	31814.00	12079.00	1232.00	11777.50	525.00	969.00	8968.50	2686.50	1015.50	71067.00	
<b>TOTAL</b>	<b>70022.00</b>	<b>24682.50</b>	<b>2134.00</b>	<b>16535.00</b>	<b>661.00</b>	<b>1999.00</b>	<b>21975.50</b>	<b>3631.50</b>	<b>1371.50</b>	<b>143012.00</b>	
<b>STATE TOTAL</b>	<b>4153569.71</b>	<b>2416999.37</b>	<b>396673.50</b>	<b>1256094.00</b>	<b>78875.50</b>	<b>166066.50</b>	<b>1672188.00</b>	<b>382855.75</b>	<b>234951.50</b>	<b>10758273.83</b>	

***APPOINTED COUNSEL EXPENSES PAID  
BY CASE TYPE***

# APPOINTED COUNSEL

## TOTAL EXPENSES BY CASE TYPE FY 96



**WV PUBLIC DEFENDER SERVICES  
 TOTAL APPOINTED COUNSEL EXPENSES BY CASE TYPE FY 1996  
 (IN DOLLARS)**

CIRCUIT COUNTY	PAROLE											TOTAL
	FELONY	MISDEMEAN	MENTAL HYGIENE	JUVENILE	PATERNITY	REVOCAT.	TERMIN./ ABUSE	HABEAS/ SC	OTHER	OTHER	TOTAL	
<b>1ST CIRCUIT</b>												
BROOKE	4508.78	251.51	616.21	117.33	0.00	109.02	2036.87	140.75	53.88		7834.35	
HANCOCK	2820.29	204.07	537.70	1154.46	0.00	53.00	11983.26	708.55	0.00		17461.33	
OHIO	13137.09	2303.92	60.79	779.31	0.00	3.45	2720.42	2422.13	21.66		21448.77	
<b>TOTAL</b>	<b>20466.16</b>	<b>2759.50</b>	<b>1214.70</b>	<b>2051.10</b>	<b>0.00</b>	<b>165.47</b>	<b>16740.55</b>	<b>3271.43</b>	<b>75.54</b>		<b>46744.45</b>	
<b>2ND CIRCUIT</b>												
MARSHALL	638.71	74.60	2.15	0.00	0.00	0.00	0.00	809.64	0.00		1525.10	
TYLER	7525.09	25.50	9.52	158.94	0.00	49.48	109.39	0.00	104.52		7982.44	
WETZEL	7881.72	78.05	30.48	34.55	0.00	0.00	236.13	280.12	24.76		8565.81	
<b>TOTAL</b>	<b>16045.52</b>	<b>178.15</b>	<b>42.15</b>	<b>193.49</b>	<b>0.00</b>	<b>49.48</b>	<b>345.52</b>	<b>1089.76</b>	<b>129.28</b>		<b>18073.35</b>	
<b>3RD CIRCUIT</b>												
DODDRIDGE	2060.66	1052.82	34.20	56.77	0.00	106.98	160.31	28.26	17.30		3517.30	
PLEASANTS	1494.38	1020.14	154.30	164.46	0.00	0.00	261.06	0.00	123.24		3217.58	
RITCHIE	11463.90	3636.68	5.40	120.11	0.00	44.80	81.36	65.55	1565.29		16983.09	
<b>TOTAL</b>	<b>15018.94</b>	<b>5709.64</b>	<b>193.90</b>	<b>341.34</b>	<b>0.00</b>	<b>151.78</b>	<b>502.73</b>	<b>93.81</b>	<b>1705.83</b>		<b>23717.97</b>	
<b>4TH CIRCUIT</b>												
WIRT	2783.29	1043.83	0.00	77.76	0.00	12.25	77.61	47.73	176.97		4219.44	
WOOD	41866.68	14365.80	132.02	4208.60	44.79	323.02	8724.00	321.21	941.49		70927.61	
<b>TOTAL</b>	<b>44649.97</b>	<b>15409.63</b>	<b>132.02</b>	<b>4286.36</b>	<b>44.79</b>	<b>335.27</b>	<b>8801.61</b>	<b>368.94</b>	<b>1118.46</b>		<b>75147.05</b>	
<b>5TH CIRCUIT</b>												
CALHOUN	814.31	519.43	0.00	15.39	0.00	0.00	503.31	154.49	60.66		2067.59	
JACKSON	11753.56	1833.41	193.23	845.24	0.00	15.54	2828.79	1201.91	376.56		19048.24	
ROANE	4404.28	669.65	100.01	197.79	1.18	0.00	937.86	60.00	43.91		6414.68	
<b>TOTAL</b>	<b>16972.15</b>	<b>3022.49</b>	<b>293.24</b>	<b>1058.42</b>	<b>1.18</b>	<b>15.54</b>	<b>4269.96</b>	<b>1416.40</b>	<b>481.13</b>		<b>27530.51</b>	

CIRCUIT COUNTY	PAROLE										TOTAL	
	FELONY	MISDEMEAN	MENTAL HYGIENE	JUVENILE	PATERNITY	REVOCAT.	ABUSE	HABEAS/ SC	OTHER	TOTAL		
<b>6TH CIRCUIT</b>												
CABELL	24302.86	515.55	0.00	855.18	22.79	60.80	2833.60	14078.38	120.09			42789.25
<b>TOTAL</b>	<b>24302.86</b>	<b>515.55</b>	<b>0.00</b>	<b>855.18</b>	<b>22.79</b>	<b>60.80</b>	<b>2833.60</b>	<b>14078.38</b>	<b>120.09</b>			<b>42789.25</b>
<b>7TH CIRCUIT</b>												
LOGAN	19144.69	5468.95	3.00	629.57	125.56	316.82	970.60	1406.02	36.05			28101.26
<b>TOTAL</b>	<b>19144.69</b>	<b>5468.95</b>	<b>3.00</b>	<b>629.57</b>	<b>125.56</b>	<b>316.82</b>	<b>970.60</b>	<b>1406.02</b>	<b>36.05</b>			<b>28101.26</b>
<b>8TH CIRCUIT</b>												
MCDOWELL	15697.33	679.55	2.10	112.85	4.62	0.00	19.30	38.44	128.31			16682.50
<b>TOTAL</b>	<b>15697.33</b>	<b>679.55</b>	<b>2.10</b>	<b>112.85</b>	<b>4.62</b>	<b>0.00</b>	<b>19.30</b>	<b>38.44</b>	<b>128.31</b>			<b>16682.50</b>
<b>9TH CIRCUIT</b>												
MERCER	21610.90	3894.28	159.10	4293.91	39.52	1860.66	3995.59	1081.00	489.88			37424.84
<b>TOTAL</b>	<b>21610.90</b>	<b>3894.28</b>	<b>159.10</b>	<b>4293.91</b>	<b>39.52</b>	<b>1860.66</b>	<b>3995.59</b>	<b>1081.00</b>	<b>489.88</b>			<b>37424.84</b>
<b>10TH CIRCUIT</b>												
RALEIGH	11698.61	322.88	150.85	110.62	0.00	0.00	6777.95	4246.45	61.41			23368.77
<b>TOTAL</b>	<b>11698.61</b>	<b>322.88</b>	<b>150.85</b>	<b>110.62</b>	<b>0.00</b>	<b>0.00</b>	<b>6777.95</b>	<b>4246.45</b>	<b>61.41</b>			<b>23368.77</b>
<b>11TH CIRCUIT</b>												
GREENBRIER	2702.80	1009.18	137.11	383.71	99.20	93.20	1165.58	4711.50	65.70			10367.98
POCAHONTAS	3022.67	209.28	34.15	46.01	0.00	0.00	52.01	176.49	0.00			3540.61
<b>TOTAL</b>	<b>5725.47</b>	<b>1218.46</b>	<b>171.26</b>	<b>429.72</b>	<b>99.20</b>	<b>93.20</b>	<b>1217.59</b>	<b>4887.99</b>	<b>65.70</b>			<b>13908.59</b>
<b>12TH CIRCUIT</b>												
FAYETTE	35096.18	167.87	0.00	376.59	6.20	0.00	415.39	992.49	32.12			37086.84
<b>TOTAL</b>	<b>35096.18</b>	<b>167.87</b>	<b>0.00</b>	<b>376.59</b>	<b>6.20</b>	<b>0.00</b>	<b>415.39</b>	<b>992.49</b>	<b>32.12</b>			<b>37086.84</b>

CIRCUIT COUNTY	PAROLE										TOTAL	
	FELONY	MISDEMEAN	MENTAL HYGIENE	JUVENILE	PATERNITY	REVOCAT.	ABUSE	HABEAS/ SC	OTHER	TOTAL		
<b>13TH CIRCUIT</b>												
KANAWHA	110777.90	10214.21	377.42	4041.52	632.40	706.07	16827.19	3938.62	514.26	148029.59		
<b>TOTAL</b>	<b>110777.90</b>	<b>10214.21</b>	<b>377.42</b>	<b>4041.52</b>	<b>632.40</b>	<b>706.07</b>	<b>16827.19</b>	<b>3938.62</b>	<b>514.26</b>	<b>148029.59</b>		
<b>14TH CIRCUIT</b>												
BRAXTON	3395.73	1455.47	15.60	197.21	13.25	304.48	303.06	53.41	470.03	6208.24		
CLAY	5097.88	982.08	36.81	341.02	28.43	3.94	966.89	0.00	120.46	7577.51		
GILMER	4231.06	878.33	46.88	29.10	0.00	0.00	236.71	0.00	0.00	5422.08		
WEBSTER	1347.68	518.63	0.00	148.99	35.34	17.21	84.32	176.86	5.50	2334.53		
<b>TOTAL</b>	<b>14072.35</b>	<b>3834.51</b>	<b>99.29</b>	<b>716.32</b>	<b>77.02</b>	<b>325.63</b>	<b>1590.98</b>	<b>230.27</b>	<b>595.99</b>	<b>21542.36</b>		
<b>15TH CIRCUIT</b>												
HARRISON	34335.14	3153.29	0.00	565.61	50.04	928.75	5026.56	1360.61	1400.31	46820.31		
<b>TOTAL</b>	<b>34335.14</b>	<b>3153.29</b>	<b>0.00</b>	<b>565.61</b>	<b>50.04</b>	<b>928.75</b>	<b>5026.56</b>	<b>1360.61</b>	<b>1400.31</b>	<b>46820.31</b>		
<b>16TH CIRCUIT</b>												
MARION	10480.68	2748.48	345.82	68.09	0.00	293.36	1267.64	3857.04	180.79	19241.90		
<b>TOTAL</b>	<b>10480.68</b>	<b>2748.48</b>	<b>345.82</b>	<b>68.09</b>	<b>0.00</b>	<b>293.36</b>	<b>1267.64</b>	<b>3857.04</b>	<b>180.79</b>	<b>19241.90</b>		
<b>17TH CIRCUIT</b>												
MONONGALIA	9319.22	1086.60	13.40	388.33	12.42	42.62	1802.45	209.34	19.71	12894.09		
<b>TOTAL</b>	<b>9319.22</b>	<b>1086.60</b>	<b>13.40</b>	<b>388.33</b>	<b>12.42</b>	<b>42.62</b>	<b>1802.45</b>	<b>209.34</b>	<b>19.71</b>	<b>12894.09</b>		
<b>18TH CIRCUIT</b>												
PRESTON	9981.64	1482.84	0.00	669.88	165.59	38.17	870.48	324.42	489.64	14022.66		
<b>TOTAL</b>	<b>9981.64</b>	<b>1482.84</b>	<b>0.00</b>	<b>669.88</b>	<b>165.59</b>	<b>38.17</b>	<b>870.48</b>	<b>324.42</b>	<b>489.64</b>	<b>14022.66</b>		
<b>19TH CIRCUIT</b>												
BARBOUR	2179.64	79.50	0.00	0.00	0.00	0.00	24.24	283.69	0.00	2567.07		
TAYLOR	132.63	0.00	0.00	0.00	0.00	0.00	0.00	0.00	0.00	132.63		
<b>TOTAL</b>	<b>2312.27</b>	<b>79.50</b>	<b>0.00</b>	<b>0.00</b>	<b>0.00</b>	<b>0.00</b>	<b>24.24</b>	<b>283.69</b>	<b>0.00</b>	<b>2699.70</b>		

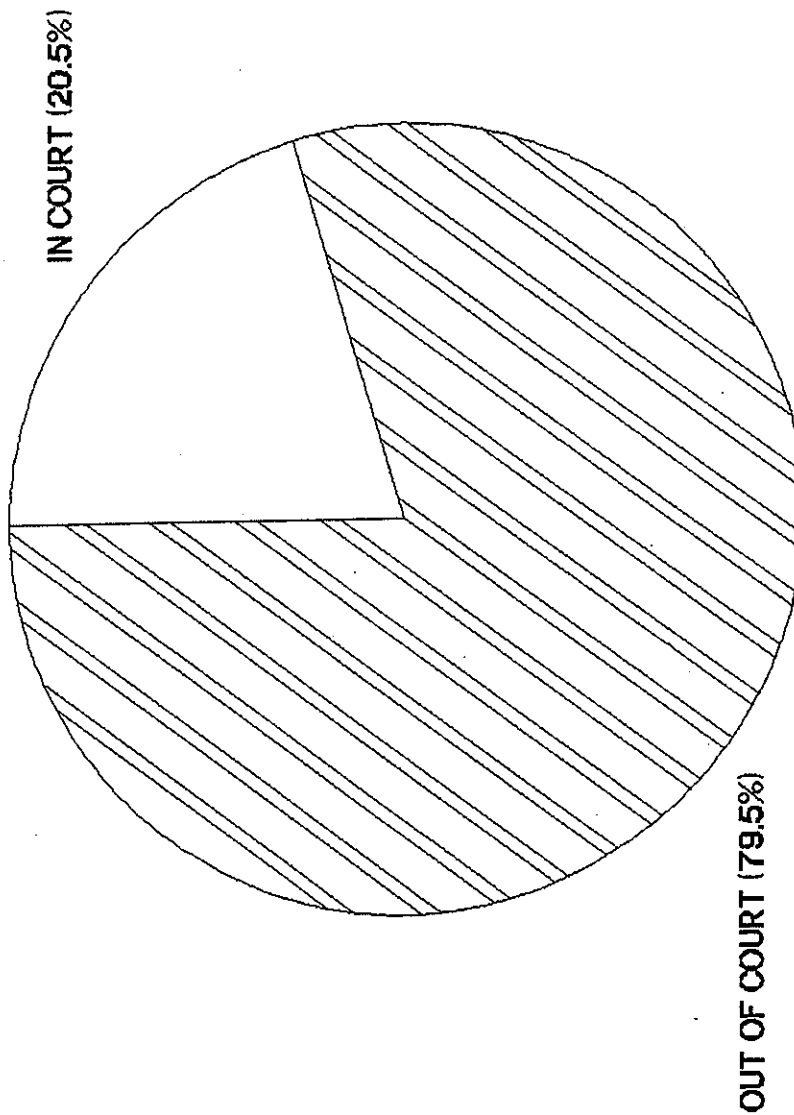
CIRCUIT COUNTY	PAROLE										TOTAL	
	FELONY	MISDEMEAN	MENTAL HYGIENE	JUVENILE	PATERNITY	REVOCAT.	ABUSE	HABEAS/ SC	OTHER	TOTAL		
<b>20TH CIRCUIT</b>												
RANDOLPH	40941.50	455.90	1213.39	296.23	1431.70	78.64	1670.41	1336.30	315.12		47739.19	
<b>TOTAL</b>	<b>40941.50</b>	<b>455.90</b>	<b>1213.39</b>	<b>296.23</b>	<b>1431.70</b>	<b>78.64</b>	<b>1670.41</b>	<b>1336.30</b>	<b>315.12</b>		<b>47739.19</b>	
<b>21ST CIRCUIT</b>												
GRANT	5097.73	320.96	0.00	680.48	0.00	99.61	47.37	6556.30	22.80		12825.25	
MINERAL	13060.48	2181.66	1.50	203.47	5.00	23.90	416.40	296.42	105.60		16294.43	
TUCKER	597.33	128.71	42.46	0.00	0.00	0.00	1350.28	140.13	30.84		2289.75	
<b>TOTAL</b>	<b>18755.54</b>	<b>2631.33</b>	<b>43.96</b>	<b>883.95</b>	<b>5.00</b>	<b>123.51</b>	<b>1814.05</b>	<b>6992.85</b>	<b>159.24</b>		<b>31409.43</b>	
<b>22ND CIRCUIT</b>												
HAMPSHIRE	26460.10	396.70	0.00	892.75	0.00	560.93	599.61	113.60	70.49		29094.18	
HARDY	13811.90	1521.71	0.00	1245.85	0.00	56.63	413.12	0.00	45.47		17094.68	
PENDLETON	3338.04	209.45	5.60	1130.00	0.00	58.77	203.35	220.44	0.00		5165.65	
<b>TOTAL</b>	<b>43610.04</b>	<b>2127.86</b>	<b>5.60</b>	<b>3268.60</b>	<b>0.00</b>	<b>676.33</b>	<b>1216.08</b>	<b>334.04</b>	<b>115.96</b>		<b>51354.51</b>	
<b>23RD CIRCUIT</b>												
BERKELEY	33787.05	109.35	1710.42	551.17	22.70	18.77	905.54	1665.81	647.12		39417.93	
JEFFERSON	24587.70	149.51	142.99	1519.05	0.00	0.00	1816.25	1425.71	489.34		30130.55	
MORGAN	9902.67	115.02	0.00	823.96	14.16	0.00	473.26	17.23	367.73		11714.03	
<b>TOTAL</b>	<b>68277.42</b>	<b>373.88</b>	<b>1853.41</b>	<b>2894.18</b>	<b>36.86</b>	<b>18.77</b>	<b>3195.05</b>	<b>3108.75</b>	<b>1504.19</b>		<b>81262.51</b>	
<b>24TH CIRCUIT</b>												
WAYNE	5707.14	92.07	63.54	213.60	0.00	355.24	1009.53	1175.45	10.45		8627.02	
<b>TOTAL</b>	<b>5707.14</b>	<b>92.07</b>	<b>63.54</b>	<b>213.60</b>	<b>0.00</b>	<b>355.24</b>	<b>1009.53</b>	<b>1175.45</b>	<b>10.45</b>		<b>8627.02</b>	
<b>25TH CIRCUIT</b>												
BOONE	29056.90	2026.38	0.00	462.00	0.00	2.24	427.01	58.97	242.93		32276.43	
LINCOLN	48156.74	8435.80	39.39	425.49	0.00	108.49	1019.80	0.00	82.74		58268.45	
<b>TOTAL</b>	<b>77213.64</b>	<b>10462.18</b>	<b>39.39</b>	<b>887.49</b>	<b>0.00</b>	<b>110.73</b>	<b>1446.81</b>	<b>58.97</b>	<b>325.67</b>		<b>90544.88</b>	

CIRCUIT COUNTY	PAROLE										TOTAL
	FELONY	MISDEMEAN	MENTAL HYGIENE	JUVENILE	PATERNITY	REVOCAT.	TERMIN./ ABUSE	HABEAS/ SC	OTHER	TOTAL	
<b>26TH CIRCUIT</b>											
LEWIS	7299.96	1981.80	683.84	77.19	129.98	379.87	1773.29	228.16	305.34	12859.43	
UPSHUR	7273.43	4737.41	88.87	602.92	0.00	87.90	724.24	121.16	172.21	13808.14	
<b>TOTAL</b>	<b>14573.39</b>	<b>6719.21</b>	<b>772.71</b>	<b>680.11</b>	<b>129.98</b>	<b>467.77</b>	<b>2497.53</b>	<b>349.32</b>	<b>477.55</b>	<b>26667.57</b>	
<b>27TH CIRCUIT</b>											
WYOMING	34282.41	4107.81	56.86	2589.94	42.98	0.00	85.02	440.41	347.91	41953.34	
<b>TOTAL</b>	<b>34282.41</b>	<b>4107.81</b>	<b>56.86</b>	<b>2589.94</b>	<b>42.98</b>	<b>0.00</b>	<b>85.02</b>	<b>440.41</b>	<b>347.91</b>	<b>41953.34</b>	
<b>28TH CIRCUIT</b>											
NICHOLAS	3220.53	446.90	0.00	7.81	0.00	3.00	1653.90	737.99	34.55	6104.68	
<b>TOTAL</b>	<b>3220.53</b>	<b>446.90</b>	<b>0.00</b>	<b>7.81</b>	<b>0.00</b>	<b>3.00</b>	<b>1653.90</b>	<b>737.99</b>	<b>34.55</b>	<b>6104.68</b>	
<b>29TH CIRCUIT</b>											
MASON	27369.76	272.07	141.60	1560.69	59.97	0.00	588.09	0.00	505.36	30497.54	
PUTNAM	8785.84	3132.69	196.08	612.79	0.00	99.98	55.02	0.00	9.42	12891.82	
<b>TOTAL</b>	<b>36155.60</b>	<b>3404.76</b>	<b>337.68</b>	<b>2173.48</b>	<b>59.97</b>	<b>99.98</b>	<b>643.11</b>	<b>0.00</b>	<b>514.78</b>	<b>43389.36</b>	
<b>30TH CIRCUIT</b>											
MINGO	5904.05	1119.61	0.00	10.84	0.00	0.00	1228.98	0.00	45.59	8309.07	
<b>TOTAL</b>	<b>5904.05</b>	<b>1119.61</b>	<b>0.00</b>	<b>10.84</b>	<b>0.00</b>	<b>0.00</b>	<b>1228.98</b>	<b>0.00</b>	<b>45.59</b>	<b>8309.07</b>	
<b>31ST CIRCUIT</b>											
MONROE	3269.11	538.07	31.92	219.79	1.87	51.87	100.46	39.90	8.32	4261.31	
SUMMERS	3849.23	578.81	0.00	797.07	49.60	74.88	241.62	168.00	17.37	5776.58	
<b>TOTAL</b>	<b>7118.34</b>	<b>1116.88</b>	<b>31.92</b>	<b>1016.86</b>	<b>51.47</b>	<b>126.75</b>	<b>342.08</b>	<b>207.90</b>	<b>25.69</b>	<b>10037.89</b>	
<b>STATE TOTAL</b>	<b>793467.58</b>	<b>95004.77</b>	<b>7616.71</b>	<b>36111.99</b>	<b>3039.29</b>	<b>7444.34</b>	<b>91102.48</b>	<b>57917.08</b>	<b>11521.20</b>	<b>1103225.44</b>	

***APPOINTED COUNSEL  
IN COURT/OUT OF COURT HOURS***

# APPOINTED COUNSEL

IN/OUT OF COURT TOTAL HOURS FY 96



**WEST VIRGINIA PUBLIC DEFENDER SERVICES  
 APPOINTED COUNSEL HOURS  
 IN/OUT COURT FY 1996**

CIRCUIT/COUNTY	IN COURT	OUT OF COURT	TOTAL HOURS
<b>1ST CIRCUIT</b>			
BROOKE	296.60	1342.64	1639.24
HANCOCK	438.40	1917.96	2356.36
OHIO	772.60	3838.47	4611.07
<b>TOTAL</b>	<b>1507.60</b>	<b>7099.07</b>	<b>8606.67</b>
<b>2ND CIRCUIT</b>			
MARSHALL	201.40	781.89	983.29
TYLER	164.30	840.60	1004.90
WETZEL	309.70	1552.14	1861.84
<b>TOTAL</b>	<b>675.40</b>	<b>3174.63</b>	<b>3850.03</b>
<b>3RD CIRCUIT</b>			
DODDRIDGE	139.50	761.10	900.60
PLEASANTS	213.00	852.29	1065.29
RITCHIE	413.50	2089.50	2503.00
<b>TOTAL</b>	<b>766.00</b>	<b>3702.89</b>	<b>4468.89</b>
<b>4TH CIRCUIT</b>			
WIRT	136.30	796.70	933.00
WOOD	2912.10	12585.94	15498.04
<b>TOTAL</b>	<b>3048.40</b>	<b>13382.64</b>	<b>16431.04</b>
<b>5TH CIRCUIT</b>			
CALHOUN	503.20	750.60	1253.80
JACKSON	1169.20	2530.20	3699.40
ROANE	524.10	948.20	1472.30
<b>TOTAL</b>	<b>2196.50</b>	<b>4229.00</b>	<b>6425.50</b>

CIRCUIT/COUNTY	IN COURT	OUT OF COURT	TOTAL HOURS
6TH CIRCUIT			
CABELL	2488.50	5991.64	8480.14
TOTAL	2488.50	5991.64	8480.14
7TH CIRCUIT			
LOGAN	1295.70	5424.02	6719.72
TOTAL	1295.70	5424.02	6719.72
8TH CIRCUIT			
MCDOWELL	542.90	1823.23	2366.13
TOTAL	542.90	1823.23	2366.13
9TH CIRCUIT			
MERCER	1175.20	5906.09	7081.29
TOTAL	1175.20	5906.09	7081.29
10TH CIRCUIT			
RALEIGH	609.30	3628.00	4237.30
TOTAL	609.30	3628.00	4237.30
11TH CIRCUIT			
GREENBRIER	1083.10	4789.82	5872.92
POCAHONTAS	173.90	1127.13	1301.03
TOTAL	1257.00	5916.95	7173.95
12TH CIRCUIT			
FAYETTE	390.90	1544.67	1935.57
TOTAL	390.90	1544.67	1935.57

CIRCUIT/COUNTY	IN COURT	OUT OF COURT	TOTAL HOURS
13TH CIRCUIT			
KANAWHA	5827.06	21407.43	27234.49
TOTAL	5827.06	21407.43	27234.49
14TH CIRCUIT			
BRAXTON	744.80	1750.36	2495.16
CLAY	800.10	1943.60	2743.70
GILMER	167.90	771.67	939.57
WEBSTER	148.80	726.50	875.30
TOTAL	1861.60	5192.12	7053.72
15TH CIRCUIT			
HARRISON	1181.60	5233.77	6415.37
TOTAL	1181.60	5233.77	6415.37
16TH CIRCUIT			
MARION	2102.80	12492.21	14595.01
TOTAL	2102.80	12492.21	14595.01
17TH CIRCUIT			
MONONGALIA	1150.70	4865.09	6015.79
TOTAL	1150.70	4865.09	6015.79
18TH CIRCUIT			
PRESTON	535.60	3371.61	3907.21
TOTAL	535.60	3371.61	3907.21
19TH CIRCUIT			
BARBOUR	277.00	1388.30	1665.30
TAYLOR	319.50	1676.70	1996.20
TOTAL	596.50	3065.00	3661.50

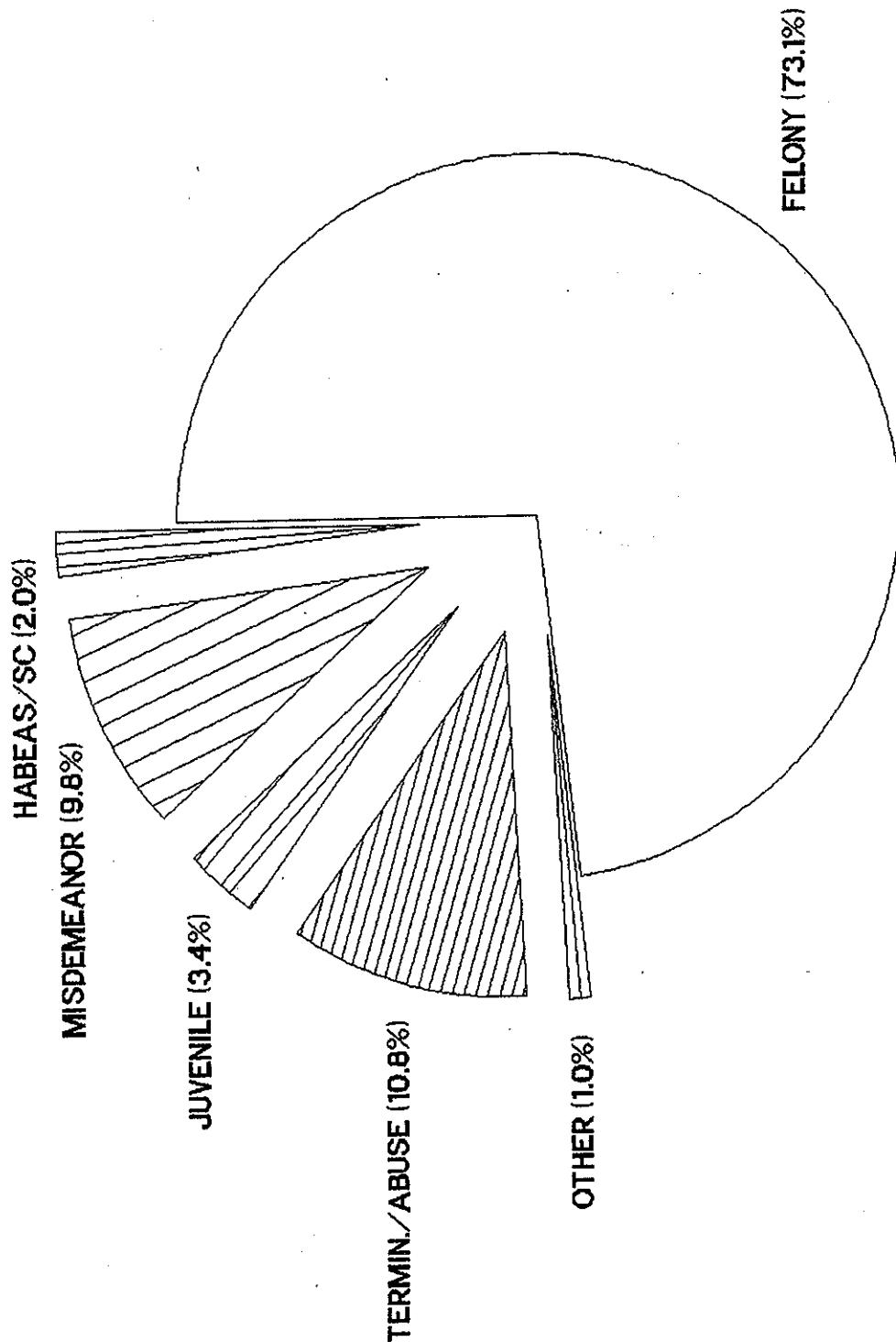
CIRCUIT/COUNTY	IN COURT	OUT OF COURT	TOTAL HOURS
20TH CIRCUIT			
RANDOLPH	902.40	5312.83	6215.23
TOTAL	902.40	5312.83	6215.23
21ST CIRCUIT			
GRANT	217.50	1267.09	1484.59
MINERAL	491.50	2877.54	3369.04
TUCKER	94.80	560.60	655.40
TOTAL	803.80	4705.23	5509.03
22ND CIRCUIT			
HAMPSHIRE	918.70	3084.70	4003.40
HARDY	441.20	1925.39	2366.59
PENDLETON	226.00	1108.67	1334.67
TOTAL	1585.90	6118.76	7704.66
23RD CIRCUIT			
BERKELEY	902.30	3788.86	4691.16
JEFFERSON	952.00	2596.17	3548.17
MORGAN	473.00	1275.67	1748.67
TOTAL	2327.30	7660.69	9987.99
24TH CIRCUIT			
WAYNE	669.90	2003.00	2672.90
TOTAL	669.90	2003.00	2672.90
25TH CIRCUIT			
BOONE	1838.30	3427.83	5266.13
LINCOLN	1864.33	4708.20	6572.53
TOTAL	3702.63	8136.03	11838.66

CIRCUIT/COUNTY	IN COURT	OUT OF COURT	TOTAL HOURS
26TH CIRCUIT			
LEWIS	734.70	2828.51	3563.21
UPSHUR	921.10	3559.27	4480.37
TOTAL	1655.80	6387.78	8043.58
27TH CIRCUIT			
WYOMING	609.50	4037.38	4646.88
TOTAL	609.50	4037.38	4646.88
28TH CIRCUIT			
NICHOLAS	626.10	1479.50	2105.60
TOTAL	626.10	1479.50	2105.60
29TH CIRCUIT			
MASON	769.80	4307.33	5077.13
PUTNAM	959.70	3277.92	4237.62
TOTAL	1729.50	7585.25	9314.75
30TH CIRCUIT			
MINGO	622.20	2075.70	2697.90
TOTAL	622.20	2075.70	2697.90
31ST CIRCUIT			
MONROE	293.50	1174.83	1468.33
SUMMERS	331.70	1103.46	1435.16
TOTAL	625.20	2278.29	2903.49
STATE TOTAL	45069.49	175230.51	220300.00

***DIRECT EXPENSE CLAIMS  
BY CASE TYPE***

# APPOINTED COUNSEL

DIRECT EXPENSE CLAIMS FY 96



**WV PUBLIC DEFENDER SERVICES  
 TOTAL DIRECT EXPENSE CLAIMS PAID BY CASE TYPE FY 96**

CIRCUIT/ COUNTY	PAROLE/ PROBAT. TERMIN. HABEAS/ MENTAL ABUSE SC										TOTAL CLAIMS	
	FELONY	MISDEMEAN	HYGIENE	JUVENILE	PATERNITY	REVOCAT.	ABUSE	SC	OTHER	CLAIMS		
<b>1ST CIRCUIT</b>												
BROOKE	1	0	0	0	0	0	2	0	0	0	0	3
HANCOCK	4	0	0	1	0	0	8	0	0	0	0	13
OHIO	8	0	0	0	0	0	1	1	0	0	0	10
<b>TOTAL</b>	<b>13</b>	<b>0</b>	<b>0</b>	<b>1</b>	<b>0</b>	<b>0</b>	<b>11</b>	<b>1</b>	<b>0</b>	<b>0</b>	<b>0</b>	<b>26</b>
<b>2ND CIRCUIT</b>												
MARSHALL	0	0	0	0	0	0	0	0	0	0	0	0
TYLER	5	0	0	0	0	0	0	0	0	0	0	5
WETZEL	3	0	0	0	0	0	0	0	0	0	0	3
<b>TOTAL</b>	<b>8</b>	<b>0</b>	<b>0</b>	<b>0</b>	<b>0</b>	<b>0</b>	<b>0</b>	<b>0</b>	<b>0</b>	<b>0</b>	<b>0</b>	<b>8</b>
<b>3RD CIRCUIT</b>												
DODDRIDGE	0	0	0	0	0	0	0	0	0	0	0	0
PLEASANTS	1	0	0	0	0	0	0	0	0	0	0	1
RITCHIE	1	2	0	0	0	0	0	0	0	0	0	3
<b>TOTAL</b>	<b>2</b>	<b>2</b>	<b>0</b>	<b>0</b>	<b>0</b>	<b>0</b>	<b>0</b>	<b>0</b>	<b>0</b>	<b>0</b>	<b>0</b>	<b>4</b>
<b>4TH CIRCUIT</b>												
WIRT	2	0	0	0	0	0	0	0	0	0	0	2
WOOD	15	6	0	1	0	0	4	0	0	0	0	26
<b>TOTAL</b>	<b>17</b>	<b>6</b>	<b>0</b>	<b>1</b>	<b>0</b>	<b>0</b>	<b>4</b>	<b>0</b>	<b>0</b>	<b>0</b>	<b>0</b>	<b>28</b>
<b>5TH CIRCUIT</b>												
CALHOUN	0	1	0	0	0	0	0	0	0	0	0	1
JACKSON	11	1	0	1	0	0	3	2	0	0	0	18
ROANE	7	0	0	0	0	0	0	0	0	0	0	7
<b>TOTAL</b>	<b>18</b>	<b>2</b>	<b>0</b>	<b>1</b>	<b>0</b>	<b>0</b>	<b>3</b>	<b>2</b>	<b>0</b>	<b>0</b>	<b>0</b>	<b>26</b>

CIRCUIT/ COUNTY	PAROLE/ PROBAT. TERMIN. HABEAS/ REVOCAT. ABUSE SC										TOTAL CLAIMS	
	FELONY	MISDEMEAN	HYGIENE	MENTAL	JUVENILE	PATERNITY	REVOCAT.	ABUSE	SC	OTHER		
6TH CIRCUIT												
CABELL	10	0	0	0	0	0	2	2	0	0	0	14
TOTAL	10	0	0	0	0	0	2	2	0	0	0	14
7TH CIRCUIT												
LOGAN	8	3	0	0	0	0	0	0	0	0	0	11
TOTAL	8	3	0	0	0	0	0	0	0	0	0	11
8TH CIRCUIT												
MCDOWELL	10	0	0	0	0	0	0	0	0	0	0	10
TOTAL	10	0	0	0	0	0	0	0	0	0	0	10
9TH CIRCUIT												
MERCER	13	1	0	0	3	0	1	0	0	0	0	18
TOTAL	13	1	0	0	3	0	1	0	0	0	0	18
10TH CIRCUIT												
RALEIGH	1	0	0	0	0	0	0	0	0	0	0	1
TOTAL	1	0	0	0	0	0	0	0	0	0	0	1
11TH CIRCUIT												
GREENBRIER	0	0	0	0	0	0	0	0	0	0	0	0
POCAHONTAS	2	0	0	0	0	0	0	0	0	0	0	2
TOTAL	2	0	0	0	0	0	0	0	0	0	0	2
12TH CIRCUIT												
FAYETTE	5	0	0	0	0	0	0	0	0	0	0	5
TOTAL	5	0	0	0	0	0	0	0	0	0	0	5

CIRCUIT/ COUNTY	MENTAL				PAROLE/ PROBAT.				TOTAL CLAIMS	
	FELONY	MISDEMEAN	HYGIENE	JUVENILE	PATERNITY	REVOCAT.	ABUSE	HABEAS/ SC		OTHER
13TH CIRCUIT KANAWHA TOTAL	92	6	0	3	0	1	17	2	1	122
14TH CIRCUIT BRAXTON CLAY GILMER WEBSTER TOTAL	0	0	0	0	0	0	0	0	1	1
15TH CIRCUIT HARRISON TOTAL	3	4	0	1	0	0	2	0	0	10
16TH CIRCUIT MARION TOTAL	5	0	0	0	0	0	1	0	0	6
17TH CIRCUIT MONONGALIA TOTAL	6	0	0	0	0	0	1	0	0	7
18TH CIRCUIT PRESTON TOTAL	5	1	0	0	0	0	1	0	0	7
19TH CIRCUIT BARBOUR TAYLOR TOTAL	2	0	0	0	0	0	0	0	0	2

CIRCUIT/ COUNTY	PAROLE/ PROBAT. HABEAS/ TERMIN. ABUSE/										TOTAL CLAIMS
	FELONY	MISDEMEAN	MENTAL HYGIENE	JUVENILE PATERNITY	REVOCAT.	ABUSE	SC	OTHER			
20TH CIRCUIT RANDOLPH TOTAL	19 19	0 0	0 0	0 0	1 1	0 0	2 2	0 0	0 0	0 0	22 22
21ST CIRCUIT GRANT MINERAL TUCKER TOTAL	1 6 0 7	0 1 0 1	0 0 0 0	0 0 0 0	0 0 0 0	0 1 1 2	0 0 0 0	2 0 0 2	0 0 0 0	0 0 0 0	3 8 1 12
22ND CIRCUIT HAMPSHIRE HARDY PENDLETON TOTAL	1 3 1 5	0 1 0 1	0 0 0 0	0 0 0 0	0 0 0 0	1 0 0 1	0 0 0 0	0 0 0 0	0 0 0 0	0 0 0 0	2 4 1 7
23RD CIRCUIT BERKELEY JEFFERSON MORGAN TOTAL	2 11 4 17	0 0 0 0	0 0 0 0	0 0 0 0	0 0 0 0	0 1 0 1	0 0 0 0	0 1 0 1	0 0 0 0	0 0 0 0	2 15 4 21
24TH CIRCUIT WAYNE TOTAL	2 2	0 0	0 0	0 0	0 0	0 0	0 0	0 0	0 0	0 0	2 2
25TH CIRCUIT BOONE LINCOLN TOTAL	16 21 37	2 5 7	0 0 0	0 0 0	0 0 0	0 2 2	0 0 0	0 0 0	0 0 0	0 0 0	20 28 48

CIRCUIT/ COUNTY	FELONY	MISDEMEAN	MENTAL HYGIENE	JUVENILE PATERNITY	PAROLE/ PROBAT. REVOCAT.	TERMIN. ABUSE	HABEAS/ SC	OTHER	TOTAL CLAIMS
26TH CIRCUIT									
LEWIS	3	0	0	0	0	1	0	0	4
UPSHUR	2	6	0	0	0	0	0	0	8
TOTAL	5	6	0	0	0	1	0	0	12
27TH CIRCUIT									
WYOMING	35	7	0	2	0	0	0	1	45
TOTAL	35	7	0	2	0	0	0	1	45
28TH CIRCUIT									
NICHOLAS	2	0	0	0	0	1	0	0	3
TOTAL	2	0	0	0	0	1	0	0	3
29TH CIRCUIT									
MASON	6	0	0	0	0	0	0	0	6
PUTNAM	3	1	0	1	0	0	0	0	5
TOTAL	9	1	0	1	0	0	0	0	11
30TH CIRCUIT									
MINGO	2	0	0	0	0	0	0	0	2
TOTAL	2	0	0	0	0	0	0	0	2
31ST CIRCUIT									
MONROE	0	0	0	0	0	0	0	0	0
SUMMERS	0	0	0	0	0	0	0	0	0
TOTAL	0	0	0	0	0	0	0	0	0
STATE TOTAL	367	49	0	17	1	54	10	3	502