

WEST VIRGINIA PUBLIC DEFENDER SERVICES

ANNUAL REPORT
FISCAL YEAR 2009-2010



JOHN A. ROGERS
EXECUTIVE DIRECTOR

TABLE OF CONTENTS

WV PUBLIC DEFENDER SERVICES.....	3
PURPOSE.....	3
INTRODUCTION	3
AGENCY MISSION	3
CUSTOMER SERVICE	3
GOALS/OBJECTIVES/TRAINING.....	4
INDIGENT DEFENSE COMMISSION	5
APPOINTED COUNSEL SYSTEM.....	6
PUBLIC DEFENDER CORPORATION SYSTEM	6
West Virginia Public Defender Services Employee Listing	11
PUBLIC DEFENDER SERVICES FINANCIAL DATA.....	12
APPOINTED COUNSEL & PUBLIC DEFENDER STATISTICAL SUMMARY	17
APPENDIX A: APPOINTED COUNSEL STATISTICS.....	21
AC HOURS PAID BY CASE TYPE	33
AC FEES PAID BY CASE TYPE.....	39
AC EXPENSES PAID BY CASE TYPE.....	46
AC EXPENSES PAID BY CATEGORY	53
AC DIRECT EXPENSE CLAIMS BY CASE TYPE.....	60
AC HOURS PAID IN COURT/OUT OF COURT	66
AC CLAIMS PAID BY CASE TYPE.....	72
AC AVERAGE COST BY PRIMARY CHARGE	78
APPENDIX B: PUBLIC DEFENDER CORPORATIONS STATISTICAL INFORMATION	85
PD CORPORATIONS BOARD OF DIRECTORS CHAIRPERSONS	86
PDS GRANTS TO PUBLIC DEFENDER CORPORATIONS	88
PD HOURS WORKED BY ATTORNEY, BY MONTH	89
PD HOURS WORKED BY CASE TYPE BY ATTORNEY	96
PD HOURS WORKED BY ATTORNEY IN COURT / OUT OF COURT / ADMINISTRATIVE / DRUG COURT ..	104
PD CORPORATIONS CASES AND CHARGES REPRESENTED, OPENED, AND CLOSED BY CASE TYPE	112
APPENDIX C: APPOINTED COUNSEL / PUBLIC DEFENDER COMPARISONS.....	122
PD & AC COMPARISON OF REPRESENTED CASES.....	123
PD & AC COMPARISON OF OPEN CASES	144

PD & AC COMPARISON OF CLOSED CASES	165
APPENDIX D: APPOINTED COUNSEL INDEX PAYEE TOTAL FOR FISCAL YEAR 2010	186
APPOINTED COUNSEL FEES & EXPENSES PAID BY PAYEE TOTAL CLAIMS IN DESCENDING ORDER	187
APPOINTED COUNSEL FEES & EXPENSES PAID BY PAYEE ALPHABETICAL ORDER.....	209
Figure 1: Map of Current Public Defender Corporations	8

WV PUBLIC DEFENDER SERVICES

ANNUAL REPORT FISCAL YEAR 2009-2010

PURPOSE

Pursuant to the requirements of West Virginia Code §5-1-20, Public Defender Services, an Agency of the Executive Branch, submits this report for fiscal year 2009-2010 to his Excellency, Governor Earl Ray Tomblin and to the West Virginia Legislature. This report describes the agency's activities during fiscal year 2009-2010.

INTRODUCTION

Although local practices vary widely, for billing and statistical purposes, PDS defines a “case” as any matter, regardless of how it initially arose, which is resolved in one proceeding or a closely related series of proceedings. Because separate case numbers may be assigned when charges are first brought, one “case” for our purposes may be assigned several case numbers in magistrate or circuit court. Appointed (private) counsel data is shown as claims submitted. Absent supplemental and direct expense vouchers (providers of services other than attorneys appointed) this number corresponds closely to numbers of cases.

In the interest of accurate reporting, both private counsel and Public Defender data are shown in a variety of ways. Although the two systems cannot be compared precisely, it is absolutely clear by any measure that Public Defender operations have been more cost effective and efficient since 1990.

AGENCY MISSION

Public Defender Services was established July 1, 1981, by West Virginia Code §29-21-1, et seq., and is responsible for administering the provision of legal representation to indigent persons as required by the Sixth Amendment to the United States Constitution and by Article III, Section 14 of the West Virginia Constitution. The Executive Director, appointed by the Governor, by and with the advice and consent of the West Virginia Senate, is responsible for the administration of the appointed counsel system; the Public Defender Corporation system; the Public Defender Services appellate division; and the Criminal Law Research Center within Public Defender Services. The Executive Director also serves as the chair of the Indigent Defense Commission.

CUSTOMER SERVICE

PDS' responsibility is to see that clients are properly represented. In that sense, the paramount goal is to serve each client. Secondly, however, PDS tries to ensure that lawyers and service providers in the private sector are paid reasonably and timely, as well as funding full-time Public Defender offices adequately to maintain their effectiveness and efficiency.

For private providers, PDS corrects billings so as to avoid returns by the State Auditor's office. Within the constraints of a limited staff the goal is to process vouchers within five business days. When fully funded, the agency meets that goal.

In Fiscal Year 2010, PDS paid in excess of \$33.3 million dollars on 47,598 claims. For Appointed counsel claims, two time periods for submission of claims are in effect. For work completed prior on or before June 30, 2008, claims must have been submitted prior to January 1, 2009. For work completed on or after July 1, 2008, claims must be submitted within 90 calendar days after the last date of service.

GOALS/OBJECTIVES/TRAINING

The agency's paramount goal is to see that indigent persons are properly represented. In that sense, every objective and every performance measure is designed to further that overriding goal.

The primary objective to further the paramount goal relates to funding. Except for the appellate section (one attorney; See Appellate Advocacy section below), PDS does not represent clients but rather funds (See Voucher Processing and Public Defender sections, below) and assists representation (see Criminal Law Research Center section below). The Indigent Defense Commission (see below) provides assistance to the Executive Director in meeting the agency's goals and objectives for indigent defense.

PDS makes every effort to see that private attorneys are paid in a timely and reasonable manner within the limits of available funding allotments and through funding contracts maintains effective and efficient full-time Public Defender Offices.

INDIGENT DEFENSE COMMISSION

The Indigent Defense Commission was established July 1, 2008 pursuant to H.B. 4022, enacted during the 2008 legislative session (See W.Va. Code §29-21-3b). The Commission members are appointed by the Governor and are charged with a number of advisory and oversight duties. A list of current serving members can be found below.

Table 1: Indigent Defense Commission

The Honorable Andrew A. MacQueen , Esq. Retired Circuit Judge	Term ending 06/30/2013
William B. Richardson , Esq. Attorney, 1 st Congressional District	Term ending 06/30/2013
Joseph M. Ward , Esq. Attorney, 2 nd Congressional District	Term ending 06/30/2014
Robert E. Richardson , Esq. Attorney, 3 rd Congressional District	Term ending 06/30/2014
Adrienne Worthy Non-Lawyer	Term ending 06/30/2011
James Strawn Mental Illness Advocate	Term ending 06/30/2011
Cathryn S. Nogay , Esq. Abuse and Neglect Attorney	Term ending 06/30/2012
Deborah A. Lawson , Esq. Chief Defender	Term ending 06/30/2012
John A. Rogers , Esq. Executive Director of PDS	Non-expiring Term

Pursuant to the statute, on January 15, 2009, the commission submitted its first report to the Legislature on the “feasibility and need for the creation of additional public defender offices; the activation of public defender corporations; the formation of multi-circuit or regional public defender corporations; or the dissolution of public defender corporations...”.

That report submitted on January 15, 2009, made the following five recommendations:

- Activations of Public Defender corporations in the 4th, 16th, 17th, and 26th Judicial Circuits (effective July 1, 2009 or sooner);
- Increase the hourly rate of compensation to private appointed counsel (effective July 1, 2009 or sooner);
- The WV Supreme Court and State Bar advise the Legislature annually as to needed changes and improvements to the indigent defense system, including recommending hourly rates for private counsel;
- PDS should devise a system to alert judges to private counsel billings which appear to be consistently higher than average and local panels of attorneys should be defined; and
- Indigent defense lawyers to be required to complete a minimum number of relevant CLE hours.

APPOINTED COUNSEL SYSTEM

The appointed counsel system is comprised of private attorneys and operates in all 55 counties of West Virginia. Approximately 800 private counsel and service providers are reimbursed annually by PDS for fees and expenses incurred in the representation of indigents in criminal matters.

In December, 1987, Millard Jewell, a Mingo County attorney whose case load was composed of 30 percent appointed cases, filed suit in the West Virginia Supreme Court. The Court appointed a Special Master and evidentiary hearings were held at three locations in the state. In July, 1989, the Court found certain aspects of the indigent defense system unconstitutional. The Court required the Legislature to increase appointed counsel rates from \$20/\$25 per hour to \$45/\$65 per hour, and to raise the fee cap to \$3,000. During the 1990 Regular Session of the Legislature, these mandates were enacted into W.Va. Code §29-21-13a and became effective July 1, 1990. This action more than doubled the costs of the appointed counsel system.

Using appropriated, re-appointed and supplemental funds for fiscal year 2009-2010, PDS processed **\$33,327,743.78** in payments for **47,598** claims by appointed counsel and other providers. Because all funds were exhausted the previous fiscal year, these figures represent approximately payments made from non-abuse and neglect vouchers received from August 14, 2008 to March 16, 2010 and abuse and neglect vouchers received from June 9, 2009 to May 28, 2010. Although the agency received a supplemental appropriation from the Legislature, (\$11 million dollars), those funds were not available until after June 7, 2010. The accrued liability reported to the agency was approximately \$8 million dollars which carries over to fiscal year 2011. The average hourly appointed counsel cost was **\$52.76** and the average appointed counsel cost per claim was **\$700.19**. Appointed Counsel statistical information is found in **Appendix A**.

PUBLIC DEFENDER CORPORATION SYSTEM

The Public Defender corporation system is an efficient, cost-effective alternative to the appointed counsel system. As specialists in criminal law, defenders do not need to research issues as often as private counsel who only occasionally do criminal work. In addition, Public Defenders do not charge an hourly rate so they are not paid extra for travel time or for time awaiting hearings. Each office operates as a non-profit Corporation with its own board of directors. Each Corporation receives all its funding from Public Defender Services.

Prior to fiscal year 1990-1991, Public Defender Corporation offices operated in the 2nd, 10th, 23rd/31st (combined), and 28th Judicial Circuits. During fiscal year 1989-1990, the 1st, 8th, 12th, 13th, and 30th Circuits opened Public Defender offices. In fiscal year 1990-1991, the 7th and 9th Circuit offices opened. In fiscal year 1994-1995, the 6th and 24th Circuit offices opened. In fiscal year 1995-1996, the 5th Circuit offices opened. In fiscal year 1999-2000, the 11th and 25th Circuit offices opened, and in fiscal year 2000-2001, the 18th Circuit office opened.

The 1st Circuit offices are located in Wheeling and Weirton; the 2nd Circuit, in Moundsville; the 5th Circuit, in Ripley and Spencer; the 6th Circuit, in Huntington; the 7th Circuit, in Logan; the 8th Circuit, in Welch; the 9th Circuit, in Princeton; the 10th Circuit, in Beckley; the 11th Circuit, in Lewisburg and Marlinton; the 12th Circuit, in Fayetteville; the 13th Circuit, in Charleston; the 15th Circuit, in Clarksburg; the 18th Circuit, in Kingwood; the 23rd Circuit, in Martinsburg and Charles Town; the 24th Circuit, in Wayne; the 25th Circuit, in Madison and Hamlin; the 28th Circuit, in Summersville; the 30th Circuit, in Williamson. During fiscal year 2009 the system employed 128 attorneys and 80 staff employees. **Figure 1** (see below) shows the circuits and counties that currently have Public Defender Corporations.

During fiscal year 2008-2009, the Corporations provided representation in 86,755 judicial proceedings; pursuant to contracts, Public Defender Services issued disbursements totalling **\$16,965,243.42** to and on behalf of Public Defender Corporations. The average hourly cost was **\$69.67** and the average cost per case closed was \$548.34. Full Public Defender statistical, grant, and board composition information can be found under **Appendix B**.

The Criminal Law Research Center (2 FTE's)

By statute the Research Center is charged with producing legal materials and providing and coordinating legal education programs and services useful to West Virginia criminal law practitioners.

CLRC PUBLICATIONS INCLUDE:

- **WV Criminal Law Digest** (up to the 11th Edition) (Summarizes WV Supreme Court Opinions)
- **WV Criminal Jury Instructions Manual** (6th Edition)
- **WV Criminal Defense Motion Manual** (2nd Edition)
- **WV Criminal Defense Litigation Manual** (2nd Edition)
- **The Defender** (A quarterly newsletter which includes US and WV cases and commentary and other related matters)
- **E-mail alerts** of recent cases

These publications save time for practitioners, as well as money for the State, by eliminating unnecessary research billing by private attorneys; they are available for minimal cost on CD and in hard copy and with many free on the WVPDS website www.wvpds.org.

In Fiscal Year 2010, the Criminal Law Research Center sponsored multiple continuing legal education ("CLE") programs in Wheeling, Huntington, and Charleston, and organized and presented the 2010 Annual Public Defender Conference on June 17-18, 2010 in Charleston, which was attended by over 200 criminal defense practitioners. All of these sessions were open to full-time public defenders and private criminal defense attorneys. These sessions provided continuing legal education to approximately 311 criminal defense attorneys. These seminars were provided at low-or-no-cost to all attendees.

In addition, the CLRC coordinated numerous in-house training sessions for attorneys in public defender offices throughout the State; organized and sponsored an intensive three-day Trial Skills Training Program for public defenders in October 2009; and continued the WVPDS New Attorney Training program in April 2010, a two-day session designed to provide new public defenders with many of the necessary tools for their practice.

The CLRC maintains a video and DVD library of CLE programs available to practitioners at minimal cost.

The Appellate Advocacy Division (3FTE's)

Public Defender Services is required by statute to have an appellate division. Because of limited funding, only one full-time attorney position was authorized with a paralegal and secretary to assist. The division accepts appeals in both private appointed counsel and full-time Public Defender cases. Most appeals are accepted because of conflicts with local counsel or unique circumstances which require appointment of counsel outside the local Circuit or county.

In fiscal year 2010, the Division filed three direct appeal petitions, one habeas appeal petition, and one brief in the West Virginia Supreme Court of Appeals. The Division also petitioned for a Writ of Certiorari for one client in the United States Supreme Court, and, filed two amended Habeas Corpus petitions in

Circuit Court. The Division filed petitions/briefs for eight clients. The Division opened twelve cases and closed seventeen in fiscal year 2010.

The Accounting and Voucher Processing Division (7 FTE's)

This division prepares all financial reports for the agency, including budget documents, payroll and benefits, central office expenditures, Public Defender expenditures and private appointed counsel expenditures. The division is also responsible for preparing budget requests and monitoring expenditure schedules, as well as reporting for the Comprehensive Annual Financial Report.

More importantly, the division processes approximately **47,598** claims from private counsel and other service providers, checking for legal compliance as well as for routine errors. The agency reduces claimed amounts of payment when appropriate, resulting in a savings of **\$1,571,216.17** in fiscal year 2010. Extensive statistical reporting is maintained, and **803** reports are produced for payees at the end of the calendar year.

The Administration/Public Defender Operations Division (3 FTE's)

This division maintains all routine offices processes, including payment of central office bills, purchasing equipment and supplies, maintaining payroll, personnel and leave records, records management, fixed asset inventories; and responds to various administrative report requirements of the Secretary of Administration and the Legislature.

Most importantly, the division budgets, coordinates and oversees operations of eighteen Public Defender Corporations throughout the state. Extensive data collection for both financial information and case information is maintained. Reporting is done on both a monthly and annual basis, with ongoing analysis of needs. Suggested policies are developed as needed, including office procedures, accounting policies and data entry protocols for case management.

This division is also responsible for answering inquires from legislative and executive branch officials, judges, prosecuting attorneys, various news media and the general public, as well as Public Defenders and private appointed counsel. Through careful budgeting and cost saving efforts by this division, WVPDS was able to return **\$222,102.33** to the general fund in fiscal year 2010.

West Virginia Public Defender Services Employee Listing

Jack Rogers, Esq. **Executive Director**

CLRC:

Russ Cook, Esq. Director
Erin Fink Administrative Assistant

APPELLATE:

Jack Hickok, Esq. Director
Tom Booth Paralegal
Pam Clark Secretary

ACCOUNTING/VOUCHER PROCESSING:

Kitty Wilson Director
Sheila Coughlin Administrative Assistant
Teresa Siders Supervisor
Heather Atkins Claims Processor
Jackie Linthicome Claims Processor
Mary McFarland Claims Processor
Rosa McFarland Claims Processor

ADMINISTRATION/PUBLIC DEFENDER:

Ralph McKinney Director
Jeff Lawrentz Accountant
Betsy Chapman Secretary

PUBLIC DEFENDER SERVICES FINANCIAL DATA

**SUMMARY OF APPROPRIATIONS, EXPENDITURES, AND FUND BALANCES BY ACTIVITY FOR THE FUNDS 0226-2010-0221 AND 2422-2010-0221
 FOR THE PERIOD JULY 1, 2009 TO JUNE 30, 2010**

	001	004	010	099	127	788	913	TOTAL
TOTAL APPROPRIATIONS								
2010 APPROPRIATIONS	655,000.00	11,100.00	227,896.00	435,622.00	30,479,274.00		4,216.00	31,813,108.00
RE APPROPRIATIONS					23,305.71	16,492,118.92		16,515,424.63
SUPPLEMENTAL APPROPRIATION						11,000,000.00		11,000,000.00
EXPENDITURE REDUCTION				(35,000.00)				(35,000.00)
TOTAL APPROPRIATIONS	655,000.00	11,100.00	227,896.00	400,622.00	30,502,579.71	27,492,118.92	4,216.00	59,293,532.63
TOTAL EXPENDITURES								
PERSONAL SERVICES								
Personal Services	590,038.43							
Annual Increment		11,100.00						
PEIA Transfer	5,688.00							
Total Personal Services	595,726.43	11,100.00	-	-	-	-	-	-
EMPLOYEE BENEFITS								
PERS/PEIA Admin Fees			3,200.00					3,200.00
FICA			44,329.29					44,329.29
Public Empl Insurance			68,588.24					68,588.24
Workers Comp			2,607.74					2,607.74
Unemployment Comp								
Pension & Retirement			66,174.25					66,174.25
PEIA OPEB Contribution			24,789.06					24,789.06
Total Benefits	-	-	209,688.58	-	-	-	-	209,688.58
CURRENT EXPENSES								
020 Office Expenses				23,169.00				23,169.00
021 Printing & Binding				3,802.28				3,802.28
022 Rental Expense				56,996.00				56,996.00
024 Telecommunications				545.60				545.60
025 Contractual & Professional				35,877.12	17,156,940.76	243,965.94		17,436,783.82
026 Travel				3,783.81				3,783.81
027 Computer Services				80,046.60	224,849.75	19,310.00		324,206.35

	001	004	010	099	127	788	913	TOTAL
029 Vehicle Rental	-	-	-	353.65	-	-	-	353.65
031 Association Dues	-	-	-	1,100.00	-	-	-	1,100.00
032 Fire/Auto/Bond Insurance	-	-	-	-	-	-	4,216.00	4,216.00
034 Clothing, Household & Recr. Supply	-	-	-	640.00	-	-	-	640.00
038 Maintenance Contracts	-	-	-	1,191.91	-	-	-	1,191.91
042 Hospitality	-	-	-	9,992.95	-	-	-	9,992.95
044 Energy Expense- Vehicles	-	-	-	151.59	-	-	-	151.59
052 Training & Development	-	-	-	1,823.00	-	-	-	1,823.00
053 Postal & Freight	-	-	-	17,388.03	-	-	-	17,388.03
054 Computer Supplies & Equipment	-	-	-	12,974.00	-	-	-	12,974.00
056 Attorney Legal Service Payments	-	-	-	-	12,096,851.36	18,278,183.92	-	30,375,035.28
057 Attorney Reimbursable Expenses	-	-	-	-	720,014.47	1,109,443.28	-	1,829,457.75
058 Miscellaneous Equipment Purchases	-	-	-	4,142.90	-	-	-	4,142.90
Total Current Expenses	-	-	-	253,978.44	30,198,656.34	19,650,903.14	4,216.00	50,107,753.92
EQUIPMENT								
070 Office & Comm Equipment	-	-	-	-	-	-	-	-
077 Books & Periodicals	-	-	-	2,022.22	-	-	-	2,022.22
Total Equipment	-	-	-	2,022.22	-	-	-	2,022.22
OTHER DISBURSEMENTS								
096 Interest & Penalties	-	-	-	-	19,651.15	195,485.95	-	215,137.10
156 Medical Service Payments	-	-	-	-	140,061.04	284,954.69	-	425,015.73
Total Other Disbursements	-	-	-	-	159,712.19	480,440.64	-	640,152.83
TOTAL FUND EXPENDITURES	595,726.43	11,100.00	209,688.58	256,000.66	30,358,368.53	20,131,343.78	4,216.00	50,959,617.55
FUND BALANCE	59,273.57	-	18,207.42	144,621.34	144,211.18	7,360,775.14	-	8,333,915.08

West Virginia Public Defender Services
Statement of Revenues, Expenditures, and Changes in Fund Balance
For the Period July 1, 2009 to June 30, 2010

2420-2010-0221

REVENUES

Sales of Publications	\$2,050.00
CLE Snowshoe 06/19-20/2009	\$200.00
CLE Wheeling 11/20/2009	\$1,350.00
CLE Huntington 01/05/2010	\$825.00
CLE Huntington 01/14/2010	\$1,200.00
CLE Charleston 06/17-18/2010	\$8,400.00
DVD/VIDEO Sales	\$525.00

TOTAL REVENUES \$14,550.00

EXPENDITURES

020 Office Expense	\$435.00
021 Printing	\$919.90
022 Rent (Seminar Room Rentals)	\$2,657.00
024 Telecommunications	\$0.60
026 Travel	\$858.53
027 Data Processing (Auditor's Fees)	\$74.00
029 Vehical Rentals	\$396.89
030 Equipment Rentals (Seminars)	\$423.00
031 MCLE Dues	\$200.00
033 Food Products	\$41.10
042 Hospitality (Seminars)	\$1,467.56
044 Energy Expense Motor Vehicles	\$229.82
051 Miscellaneous (Copyright)	\$35.00
053 Postage (S&H for printing)	\$0.00
058 Miscellaneous Equip. Purchases	\$3,988.02
077 Books & Periodicals	\$0.00

TOTAL EXPENDITURES \$11,726.42

REVENUES OVER (UNDER) EXPENDITURES, FY 2010 \$2,823.58

Fund Balance, July 1, 2009 \$13,909.21

Fund Balance, June 30, 2010 \$16,732.79

2421-2010-0221

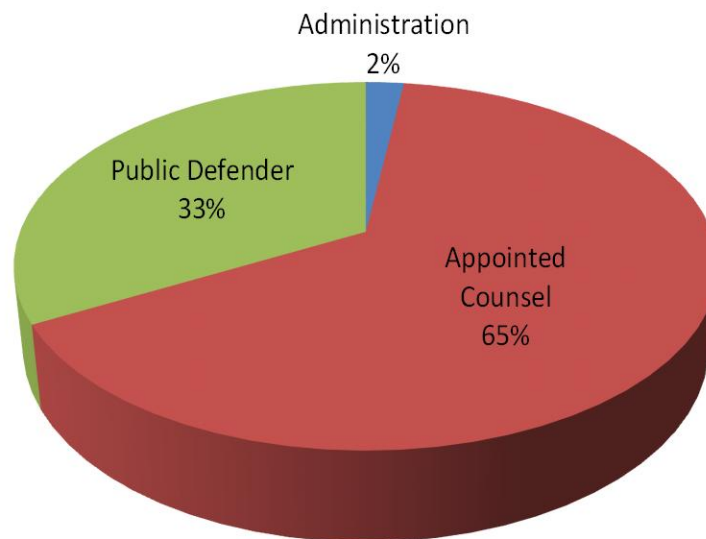
Fund Balance, July 1, 2009 \$0.00

Add: Consumer Sales Tax Collections	\$102.00
Less: Remittance of Taxes	\$102.00

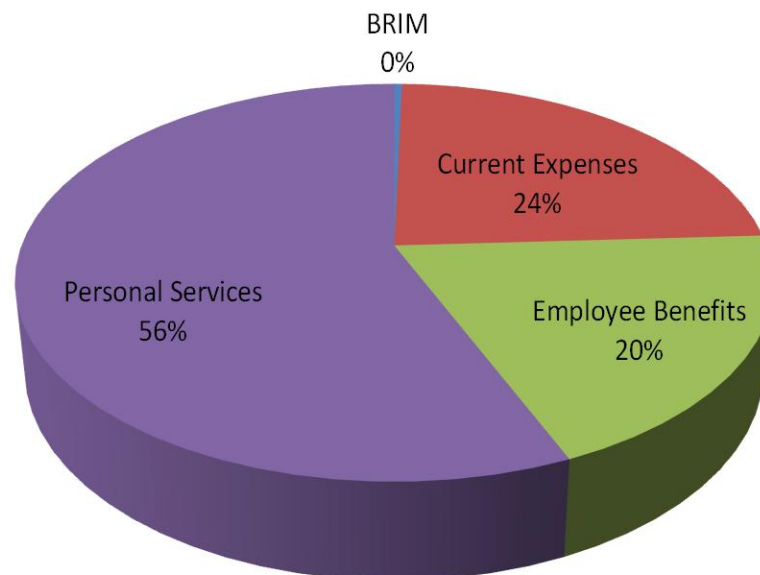
Fund Balance, June 30, 2010 \$0.00

**WV PUBLIC DEFENDER SERVICES
TOTAL FUND EXPENDITURES FY 2009-2010**

Total Expenditures by Program FY2010



Total Administrative Expenses



APPOINTED COUNSEL & PUBLIC DEFENDER STATISTICAL SUMMARY

**WEST VIRGINIA PUBLIC DEFENDER SERVICES
STATISTICAL SUMMARY
APPOINTED COUNSEL FISCAL YEAR 2010**

Total Number of Claims Paid	47,598
Total Number of Direct Expense Claims Paid	906
Total Number of Hours Paid	631,737
Total Amount Paid In Claims	33,327,743.78
Total Fees Paid to Counsel	30,593,059.70
Total Expenses Paid	2,734,684.08
Average Total Cost Per Claim	700.19
Average Counsel Fee Per Claim	642.74
Average Expenses Per Claim	57.45
Percent of Total Funds Paid Attributable To Fees	91.79%
Percent of Total Funds Paid Attributable To Expenses	8.21%
Average Total Cost Per Hour	52.76
Total Hours In-Court	97,535
Total Hours Out-Of-Court	534,184
Percent of Total Hours In-Court	15.44%
Percent of Total Hours Out-Of-Court	84.56%

NOTES: Figures represent payments made for non-abuse & neglect vouchers received from August 14, 2008 to March 16, 2010. Abuse & neglect vouchers received from June 9, 2009 to May 28, 2010. Above totals include \$215,354.77 in interest as required by W.Va. Code §29-21-13a(h). Because of a statutory grace period for submitting vouchers, above represents payments for cases completed over the last five years. See W.Va. Code §29-21-13a(a).

**WEST VIRGINIA PUBLIC DEFENDER SERVICES
STATISTICAL SUMMARY
APPOINTED COUNSEL FISCAL YEAR 2010
WITHOUT DIRECT EXPENSES AND SUPPLEMENTAL VOUCHERS**

Total Number of Claims Paid	45,283
Total Number of Supplemental Claims Paid	1,409
Total Number of Direct Expense Claims Paid	906
Total Number of Hours Paid	631,737
Total Amount Paid In Claims	33,327,743.78
Total Fees Paid to Counsel	30,593,059.70
Total Expenses Paid	2,734,684.08
Average Total Cost Per Claim	735.99
Average Counsel Fee Per Claim	675.60
Average Expenses Per Claim	60.39
Percent of Total Funds Paid Attributable To Fees	91.79%
Percent of Total Funds Paid Attributable To Expenses	8.21%
Average Total Cost Per Hour	52.76
Total Hours In-Court	97,535
Total Hours Out-Of-Court	534,184
Percent of Total Hours In-Court	15.44%
Percent of Total Hours Out-Of-Court	84.56%

NOTES: Figures represent payments made for non-abuse & neglect vouchers received from August 14, 2008 to March 16, 2010. Abuse & neglect vouchers received from June 9, 2009 to May 28, 2010. Above totals include \$215,354.77 in interest as required by W.Va. Code §29-21-13a(h). Because of a statutory grace period for submitting vouchers, above represents payments for cases completed over the last five years. See W.Va. Code §29-21-13a(a).

WEST VIRGINIA PUBLIC DEFENDER SERVICES
STATISTICAL REPORT
PUBLIC DEFENDER CORPORATIONS FY 2009-2010

Total Number of Cases Opened	32,119
Total Number of Cases Closed	30,939
Total Number of Cases Represented during FY 2010	43,934
Total Number of Charges Associated with Cases Opened	61,160
Total Number of Charges Associated with Cases Closed	58,816
Total Number of Charges Associated with Cases Represented	86,755
Total Amount Disbursed to Corporations	\$16,965,243.42
Average Total Cost Per Cases Opened	\$528.20
Average Total Cost Per Cases Closed	\$548.34
Average Total Cost Per Cases Represented	\$386.15
Total Number of Hours Worked during FY2010	243,519.50
Average Total Cost Per Hour	\$69.67
Total In Court Hours Worked	49,398.90
Total Out of Court Hours Worked	128,167.60
Total Drug Court Hours Worked	650.30
Total Administrative Hours Worked	65,879.10
Percent of Total In Court Hours	20%
Percent of Total Out of Court Hours	53%
Percent of Drug Court Hours Worked	Less than 1%
Percent of Total Administrative Hours	27%

Total amount disbursed includes payments made on behalf of Corporations to audit providers; Office of Technology; State Auditor's Office; and LexisNexis.

Administrative Hours include Holiday, Sick and Annual Leave hours paid to Corporation Attorneys.

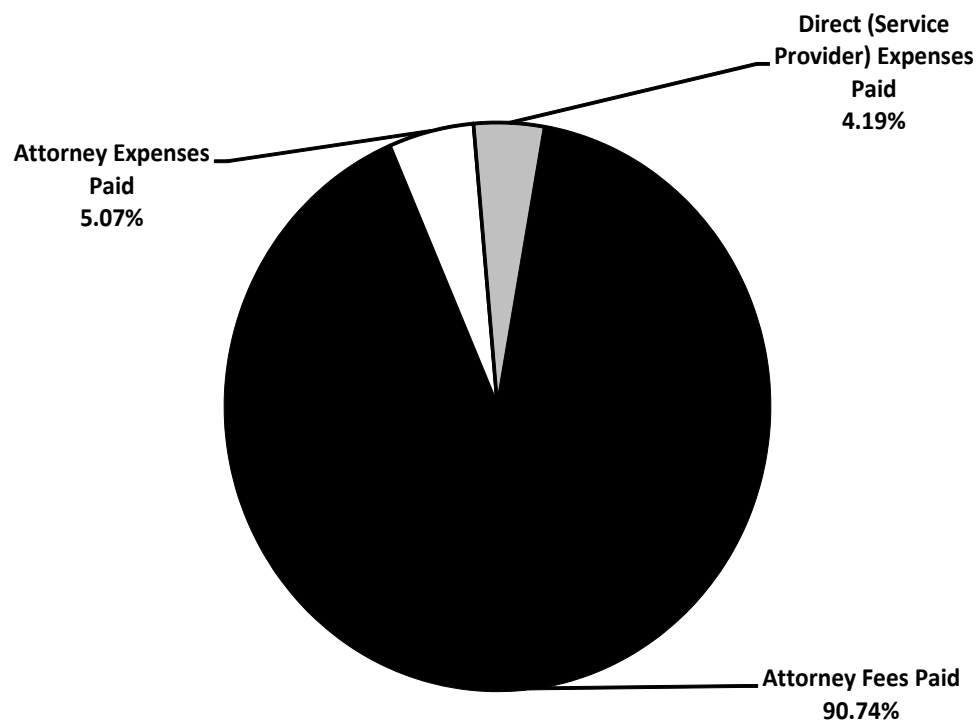
APPENDIX A: APPOINTED COUNSEL STATISTICS

SUMMARY OF DOLLARS SPENT FOR FY 2010

Attorney Fees Paid	\$30,593,059.70
Attorney Expenses Paid	\$1,820,495.95
Direct (Service Provider) Expenses Paid	\$914,188.13
<hr/> Total Dollars Paid	<hr/> \$33,327,743.78

APPOINTED COUNSEL DOLLARS SPENT

FY 2010



**WEST VIRGINIA PUBLIC DEFENDER SERVICES
 SUMMARY REPORT FOR ATTORNEY HOURS/FEE/EXPENSES
 FISCAL YEAR 2010**

CIRCUIT	ATTORNEY TOTAL HOURS	ATTORNEY FEE AMOUNT IN \$	ATTORNEY EXPENSE AMOUNT IN \$	DIRECT EXPENSE AMOUNT IN \$	EXPENSE AMOUNT IN \$	GRAND TOTAL AMOUNT IN \$
01 CIRCUIT	39,627.0	1,890,404.84	97,428.53	92,301.88	189,730.41	2,080,135.25
02 CIRCUIT	8,214.1	400,329.70	17,513.03	535.15	18,048.18	418,377.88
03 CIRCUIT	14,522.6	692,596.34	88,269.03	30,250.41	118,519.44	811,115.78
04 CIRCUIT	56,366.3	2,704,783.79	191,897.25	176,571.99	368,469.24	3,073,253.03
05 CIRCUIT	35,744.4	1,733,196.90	106,914.80	12,471.93	119,386.73	1,852,583.63
06 CIRCUIT	26,315.1	1,341,460.34	86,531.10	20,535.09	107,066.19	1,448,526.53
07 CIRCUIT	13,674.8	676,362.52	32,907.37	7,291.87	40,199.24	716,561.76
08 CIRCUIT	11,157.0	532,531.17	30,446.68	33,254.26	63,700.94	596,232.11
09 CIRCUIT	37,032.5	1,788,840.01	192,905.47	87,169.60	280,075.07	2,068,915.08
10 CIRCUIT	16,362.0	792,160.90	45,785.75	29,622.80	75,408.55	867,569.45
11 CIRCUIT	7,811.7	367,976.72	10,274.83	2,493.75	12,768.58	380,745.30
12 CIRCUIT	6,618.8	321,249.18	12,301.32	0.00	12,301.32	333,550.50
13 CIRCUIT	51,278.0	2,470,121.31	84,985.52	27,016.58	112,002.10	2,582,123.41
14 CIRCUIT	30,791.3	1,497,972.55	152,983.24	2,281.88	155,265.12	1,653,237.67
15 CIRCUIT	13,211.5	635,679.47	33,042.17	9,658.10	42,700.27	678,379.74
16 CIRCUIT	26,222.7	1,234,760.18	40,398.80	28,104.04	68,502.84	1,303,263.02
17 CIRCUIT	28,458.0	1,363,985.74	66,196.74	30,104.82	96,301.56	1,460,287.30
18 CIRCUIT	6,298.2	297,489.38	44,569.51	16,224.05	60,793.56	358,282.94
19 CIRCUIT	17,962.8	848,241.75	26,122.40	2,660.15	28,782.55	877,024.30
20 CIRCUIT	17,358.9	840,522.16	34,633.58	120.64	34,754.22	875,276.38
21 CIRCUIT	13,995.3	676,453.03	25,792.06	15,185.56	40,977.62	717,430.65
22 CIRCUIT	17,040.8	839,270.21	29,211.51	75,329.78	104,541.29	943,811.50
23 CIRCUIT	20,384.9	996,639.94	54,496.88	112,148.74	166,645.62	1,163,285.56
24 CIRCUIT	11,260.6	582,553.88	32,881.17	1,000.57	33,881.74	616,435.62
25 CIRCUIT	16,064.8	805,136.24	28,844.84	25,954.72	54,799.56	859,935.80
26 CIRCUIT	24,068.8	1,152,866.63	49,333.97	5,057.11	54,391.08	1,207,257.71
27 CIRCUIT	21,338.8	1,014,688.94	83,589.06	52,738.27	136,327.33	1,151,016.27
28 CIRCUIT	3,057.8	151,090.41	10,840.13	0.00	10,840.13	161,930.54
29 CIRCUIT	21,474.9	1,042,198.48	67,840.79	10,453.55	78,294.34	1,120,492.82
30 CIRCUIT	11,005.2	550,513.07	14,162.19	4,625.00	18,787.19	569,300.26
31 CIRCUIT	7,017.0	350,983.92	27,396.23	3,025.84	30,422.07	381,405.99
STATE	631,736.7	30,593,059.70	1,820,495.95	914,188.13	2,734,684.08	33,327,743.78

**WEST VIRGINIA PUBLIC DEFENDER SERVICES
 SUMMARY REPORT FOR ATTORNEY HOURS/FEE/EXPENSES
 FISCAL YEAR 2010**

CIRCUIT COUNTY	TOTAL HOURS	FEE AMOUNT IN \$	EXPENSE AMOUNT IN \$	DIRECT EXPENSE AMOUNT IN \$	EXPENSE AMOUNT IN \$	GRAND TOTAL AMOUNT IN \$
01 CIRCUIT						
BROOKE	9,523.0	454,262.81	20,097.89	11,404.96	31,502.85	485,765.66
HANCOCK	11,212.0	539,511.89	41,481.82	37,767.17	79,248.99	618,760.88
OHIO	18,892.0	896,630.14	35,848.82	43,129.75	78,978.57	975,608.71
TOTAL	39,627.0	1,890,404.84	97,428.53	92,301.88	189,730.41	2,080,135.25
02 CIRCUIT						
MARSHALL	3,941.4	191,217.05	4,734.15	227.15	4,961.30	196,178.35
TYLER	920.9	45,312.83	2,273.90	308.00	2,581.90	47,894.73
WETZEL	3,351.8	163,799.82	10,504.98	0.00	10,504.98	174,304.80
TOTAL	8,214.1	400,329.70	17,513.03	535.15	18,048.18	418,377.88
03 CIRCUIT						
DODDRIDGE	5,869.1	279,773.30	33,128.25	6,270.77	39,399.02	319,172.32
PLEASANTS	3,365.6	160,218.16	25,362.56	11,521.29	36,883.85	197,102.01
RITCHIE	5,287.9	252,604.88	29,778.22	12,458.35	42,236.57	294,841.45
TOTAL	14,522.6	692,596.34	88,269.03	30,250.41	118,519.44	811,115.78
04 CIRCUIT						
WIRT	2,904.8	138,414.43	16,941.93	640.44	17,582.37	155,996.80
WOOD	53,461.5	2,566,369.36	174,955.32	175,931.55	350,886.87	2,917,256.23
TOTAL	56,366.3	2,704,783.79	191,897.25	176,571.99	368,469.24	3,073,253.03
05 CIRCUIT						
CALHOUN	1,868.5	90,464.00	9,248.96	0.00	9,248.96	99,712.96
JACKSON	10,414.3	507,747.13	38,530.34	2,027.82	40,558.16	548,305.29
MASON	17,393.1	837,849.00	28,950.26	8,869.11	37,819.37	875,668.37
ROANE	6,068.5	297,136.77	30,185.24	1,575.00	31,760.24	328,897.01
TOTAL	35,744.4	1,733,196.90	106,914.80	12,471.93	119,386.73	1,852,583.63
06 CIRCUIT						
CABELL	26,315.1	1,341,460.34	86,531.10	20,535.09	107,066.19	1,448,526.53
TOTAL	26,315.1	1,341,460.34	86,531.10	20,535.09	107,066.19	1,448,526.53
07 CIRCUIT						
LOGAN	13,674.8	676,362.52	32,907.37	7,291.87	40,199.24	716,561.76
TOTAL	13,674.8	676,362.52	32,907.37	7,291.87	40,199.24	716,561.76
08 CIRCUIT						
MCDOWELL	11,157.0	532,531.17	30,446.68	33,254.26	63,700.94	596,232.11
TOTAL	11,157.0	532,531.17	30,446.68	33,254.26	63,700.94	596,232.11
09 CIRCUIT						
MERCER	37,032.5	1,788,840.01	192,905.47	87,169.60	280,075.07	2,068,915.08
TOTAL	37,032.5	1,788,840.01	192,905.47	87,169.60	280,075.07	2,068,915.08
10 CIRCUIT						
RALEIGH	16,362.0	792,160.90	45,785.75	29,622.80	75,408.55	867,569.45
TOTAL	16,362.0	792,160.90	45,785.75	29,622.80	75,408.55	867,569.45
11 CIRCUIT						
GREENBRIER	5,034.5	236,012.25	2,440.20	2,493.75	4,933.95	240,946.20
POCAHONTAS	2,777.2	131,964.47	7,834.63	0.00	7,834.63	139,799.10
TOTAL	7,811.7	367,976.72	10,274.83	2,493.75	12,768.58	380,745.30

**WEST VIRGINIA PUBLIC DEFENDER SERVICES
 SUMMARY REPORT FOR ATTORNEY HOURS/FEE/EXPENSES
 FISCAL YEAR 2010**

CIRCUIT COUNTY	TOTAL HOURS	FEE AMOUNT IN \$	EXPENSE AMOUNT IN \$	DIRECT EXPENSE AMOUNT IN \$	EXPENSE AMOUNT IN \$	GRAND TOTAL AMOUNT IN \$
12 CIRCUIT						
FAYETTE	6,618.8	321,249.18	12,301.32	0.00	12,301.32	333,550.50
TOTAL	6,618.8	321,249.18	12,301.32	0.00	12,301.32	333,550.50
13 CIRCUIT						
KANAWHA	51,278.0	2,470,121.31	84,985.52	27,016.58	112,002.10	2,582,123.41
TOTAL	51,278.0	2,470,121.31	84,985.52	27,016.58	112,002.10	2,582,123.41
14 CIRCUIT						
BRAXTON	12,025.6	589,279.15	62,839.99	0.00	62,839.99	652,119.14
CLAY	7,400.5	361,050.07	32,496.24	1,659.19	34,155.43	395,205.50
GILMER	4,595.1	221,604.58	25,918.83	0.00	25,918.83	247,523.41
WEBSTER	6,770.1	326,038.75	31,728.18	622.69	32,350.87	358,389.62
TOTAL	30,791.3	1,497,972.55	152,983.24	2,281.88	155,265.12	1,653,237.67
15 CIRCUIT						
HARRISON	13,211.5	635,679.47	33,042.17	9,658.10	42,700.27	678,379.74
TOTAL	13,211.5	635,679.47	33,042.17	9,658.10	42,700.27	678,379.74
16 CIRCUIT						
MARION	26,222.7	1,234,760.18	40,398.80	28,104.04	68,502.84	1,303,263.02
TOTAL	26,222.7	1,234,760.18	40,398.80	28,104.04	68,502.84	1,303,263.02
17 CIRCUIT						
MONONGALIA	28,458.0	1,363,985.74	66,196.74	30,104.82	96,301.56	1,460,287.30
TOTAL	28,458.0	1,363,985.74	66,196.74	30,104.82	96,301.56	1,460,287.30
18 CIRCUIT						
PRESTON	6,298.2	297,489.38	44,569.51	16,224.05	60,793.56	358,282.94
TOTAL	6,298.2	297,489.38	44,569.51	16,224.05	60,793.56	358,282.94
19 CIRCUIT						
BARBOUR	7,332.6	342,727.04	8,395.03	681.25	9,076.28	351,803.32
TAYLOR	10,630.2	505,514.71	17,727.37	1,978.90	19,706.27	525,220.98
TOTAL	17,962.8	848,241.75	26,122.40	2,660.15	28,782.55	877,024.30
20 CIRCUIT						
RANDOLPH	17,358.9	840,522.16	34,633.58	120.64	34,754.22	875,276.38
TOTAL	17,358.9	840,522.16	34,633.58	120.64	34,754.22	875,276.38
21 CIRCUIT						
GRANT	3,669.3	177,777.53	8,250.82	3,493.00	11,743.82	189,521.35
MINERAL	8,776.2	425,129.92	10,150.65	9,592.15	19,742.80	444,872.72
TUCKER	1,549.8	73,545.58	7,390.59	2,100.41	9,491.00	83,036.58
TOTAL	13,995.3	676,453.03	25,792.06	15,185.56	40,977.62	717,430.65
22 CIRCUIT						
HAMPSHIRE	7,956.0	388,183.94	14,110.06	34,582.10	48,692.16	436,876.10
HARDY	6,489.7	324,812.13	8,728.98	27,730.45	36,459.43	361,271.56
PENDLETON	2,595.1	126,274.14	6,372.47	13,017.23	19,389.70	145,663.84
TOTAL	17,040.8	839,270.21	29,211.51	75,329.78	104,541.29	943,811.50

**WEST VIRGINIA PUBLIC DEFENDER SERVICES
 SUMMARY REPORT FOR ATTORNEY HOURS/FEES/EXPENSES
 FISCAL YEAR 2010**

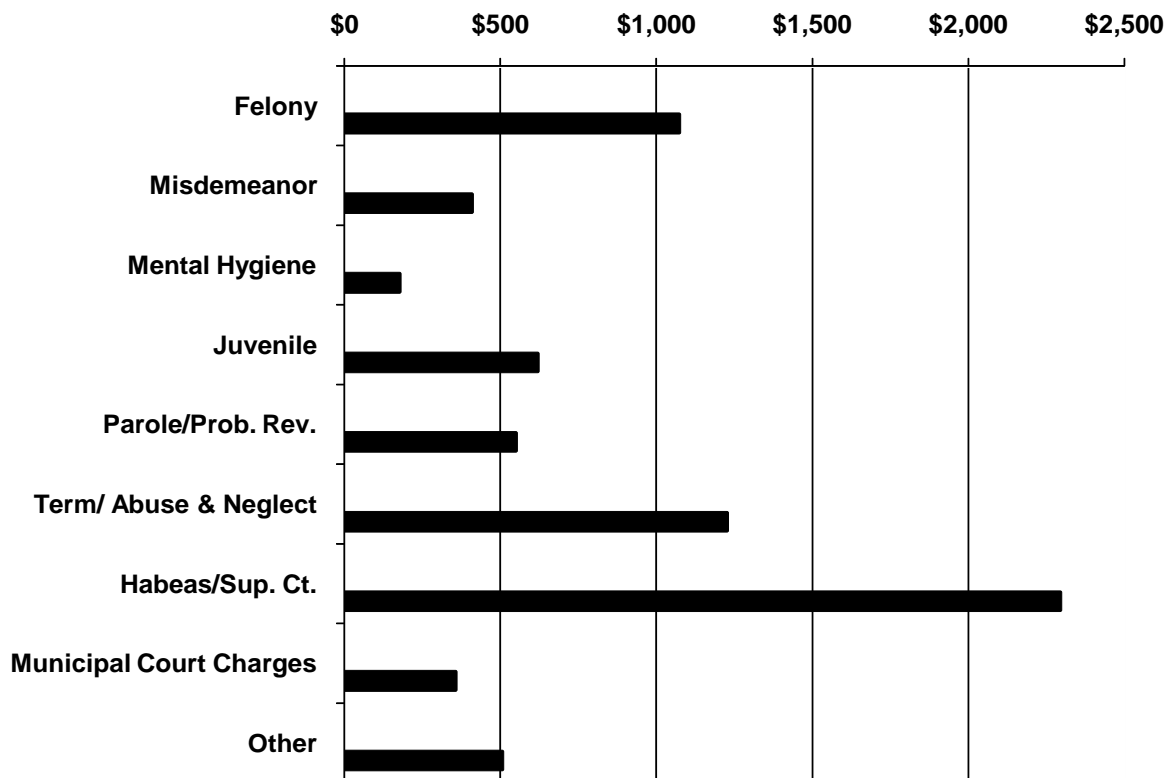
CIRCUIT COUNTY	TOTAL HOURS	FEE AMOUNT IN \$	EXPENSE AMOUNT IN \$	DIRECT EXPENSE AMOUNT IN \$	EXPENSE AMOUNT IN \$	GRAND TOTAL AMOUNT IN \$
23 CIRCUIT						
BERKELEY	12,627.0	612,946.77	26,515.05	75,450.49	101,965.54	714,912.31
JEFFERSON	5,609.6	277,790.49	20,115.73	28,451.82	48,567.55	326,358.04
MORGAN	2,148.3	105,902.68	7,866.10	8,246.43	16,112.53	122,015.21
TOTAL	20,384.9	996,639.94	54,496.88	112,148.74	166,645.62	1,163,285.56
24 CIRCUIT						
WAYNE	11,260.6	582,553.88	32,881.17	1,000.57	33,881.74	616,435.62
TOTAL	11,260.6	582,553.88	32,881.17	1,000.57	33,881.74	616,435.62
25 CIRCUIT						
BOONE	8,106.6	421,299.32	13,508.86	23,574.88	37,083.74	458,383.06
LINCOLN	7,958.2	383,836.92	15,335.98	2,379.84	17,715.82	401,552.74
TOTAL	16,064.8	805,136.24	28,844.84	25,954.72	54,799.56	859,935.80
26 CIRCUIT						
LEWIS	8,520.7	409,745.17	23,610.43	506.15	24,116.58	433,861.75
UPSHUR	15,548.1	743,121.46	25,723.54	4,550.96	30,274.50	773,395.96
TOTAL	24,068.8	1,152,866.63	49,333.97	5,057.11	54,391.08	1,207,257.71
27 CIRCUIT						
WYOMING	21,338.8	1,014,688.94	83,589.06	52,738.27	136,327.33	1,151,016.27
TOTAL	21,338.8	1,014,688.94	83,589.06	52,738.27	136,327.33	1,151,016.27
28 CIRCUIT						
NICHOLAS	3,057.8	151,090.41	10,840.13	0.00	10,840.13	161,930.54
TOTAL	3,057.8	151,090.41	10,840.13	0.00	10,840.13	161,930.54
29 CIRCUIT						
PUTNAM	21,474.9	1,042,198.48	67,840.79	10,453.55	78,294.34	1,120,492.82
TOTAL	21,474.9	1,042,198.48	67,840.79	10,453.55	78,294.34	1,120,492.82
30 CIRCUIT						
MINGO	11,005.2	550,513.07	14,162.19	4,625.00	18,787.19	569,300.26
TOTAL	11,005.2	550,513.07	14,162.19	4,625.00	18,787.19	569,300.26
31 CIRCUIT						
MONROE	3,045.3	151,474.00	14,650.41	1,824.49	16,474.90	167,948.90
SUMMERS	3,971.7	199,509.92	12,745.82	1,201.35	13,947.17	213,457.09
TOTAL	7,017.0	350,983.92	27,396.23	3,025.84	30,422.07	381,405.99
STATE	631,736.7	30,593,059.70	1,820,495.95	914,188.13	2,734,684.08	33,327,743.78

Appointed Counsel Average Costs for FY 2010

Felony	\$1,072.86
Misdemeanor	\$409.03
Mental Hygiene	\$176.52
Juvenile	\$618.78
Parole/Prob. Rev.	\$549.04
Term/ Abuse & Neglect	\$1,226.47
Habeas/Sup. Ct.	\$2,294.98
Municipal Court Charges	\$356.01
Other	\$505.77

Mandamus/Prohibition,
 Mag. Ct. Appeal, Extradition,
 Contempt, Fugitive, Other

Appointed Counsel Average Costs for FY 2010 by Case Type



**WEST VIRGINIA PUBLIC DEFENDER SERVICES
 AVERAGE COST BY CASE TYPE
 FISCAL YEAR 2010**

CIRCUIT	PAROLE										MUNICIPAL		COURT AVERAGE
	FELONY	MISD	MENTAL HYGIENE	JUVENILE	PROBAT REV	TERM ABUSE	HABEAS SUP. CT.	COURT CHARGES	OTHER	COURT AVERAGE			
01 CIRCUIT	1,600.00	523.16	175.92	490.18	999.92	1,789.21	2,106.45	543.53	1,160.35	\$956.82			
02 CIRCUIT	1,125.61	335.15	167.26	752.89	576.72	1,524.09	2,452.74	207.80	1,079.29	\$577.87			
03 CIRCUIT	1,374.88	533.83	272.40	924.99	662.45	1,386.78	3,363.21	95.70	460.15	\$914.45			
04 CIRCUIT	850.86	490.66	118.33	579.95	407.07	915.88	1,546.47	0.00	366.64	\$561.74			
05 CIRCUIT	1,420.64	557.36	170.95	933.70	637.84	944.06	2,449.83	0.00	719.30	\$890.24			
06 CIRCUIT	1,027.03	392.14	194.68	221.37	520.07	1,079.71	3,667.83	277.26	501.07	\$521.99			
07 CIRCUIT	926.04	197.00	0.00	645.59	530.27	782.08	1,543.30	0.00	371.37	\$468.04			
08 CIRCUIT	1,542.79	453.32	199.82	633.24	648.37	1,247.96	7,002.35	0.00	328.38	\$1,100.06			
09 CIRCUIT	1,187.77	452.03	204.31	834.66	626.38	933.30	2,546.27	295.20	478.81	\$785.76			
10 CIRCUIT	940.02	373.35	153.45	462.75	550.85	742.25	3,504.54	0.00	563.83	\$685.83			
11 CIRCUIT	1,596.38	646.72	136.47	552.08	659.75	1,276.67	3,452.10	571.94	597.65	\$1,116.56			
12 CIRCUIT	764.98	228.21	94.78	764.75	380.42	1,191.49	1,937.52	261.30	337.79	\$706.67			
13 CIRCUIT	878.33	409.81	0.00	640.61	614.93	829.19	1,817.16	409.01	871.19	\$678.97			
14 CIRCUIT	1,343.40	445.55	216.89	1,113.95	710.70	1,611.06	1,904.56	503.07	395.78	\$915.92			
15 CIRCUIT	1,077.62	397.24	131.87	483.26	494.98	1,373.63	2,785.17	0.00	376.62	\$759.66			
16 CIRCUIT	883.83	348.31	115.16	626.17	482.58	895.69	1,064.38	421.93	551.38	\$545.76			
17 CIRCUIT	1,135.56	414.58	123.21	934.12	496.80	1,776.63	2,801.21	326.13	490.83	\$679.20			
18 CIRCUIT	1,822.30	457.59	386.03	858.62	628.38	1,975.40	2,272.07	0.00	627.85	\$1,275.03			
19 CIRCUIT	1,036.48	405.23	232.87	536.67	499.38	1,619.75	2,047.10	0.00	413.15	\$693.30			
20 CIRCUIT	971.73	407.71	131.35	1,185.37	435.79	1,651.89	1,790.97	329.97	392.02	\$719.80			
21 CIRCUIT	616.44	281.72	131.04	248.35	290.78	1,071.46	1,343.56	0.00	577.29	\$388.85			
22 CIRCUIT	1,024.34	333.33	172.37	950.11	572.25	2,122.57	3,367.70	0.00	225.48	\$666.06			
23 CIRCUIT	1,047.63	329.14	0.00	769.79	518.02	2,254.63	2,628.96	634.22	1,031.28	\$1,137.13			
24 CIRCUIT	1,053.33	328.18	393.15	498.54	420.51	989.10	2,604.64	234.38	571.75	\$749.92			
25 CIRCUIT	1,128.56	378.58	263.65	523.32	895.18	1,235.45	1,895.79	0.00	588.13	\$733.73			
26 CIRCUIT	957.78	360.83	168.79	693.80	585.69	2,333.24	1,841.87	0.00	357.47	\$666.26			
27 CIRCUIT	1,271.74	494.76	434.29	563.28	588.31	1,401.79	494.51	0.00	360.37	\$873.31			
28 CIRCUIT	677.21	246.43	133.21	413.49	252.45	882.13	0.00	0.00	205.13	\$554.56			
29 CIRCUIT	1,033.74	434.01	252.92	826.85	565.43	1,942.64	2,863.80	328.41	521.92	\$629.14			
30 CIRCUIT	960.60	291.40	197.12	647.09	734.16	1,341.07	1,720.91	0.00	349.24	\$777.73			
31 CIRCUIT	798.40	265.63	204.85	547.17	330.75	1,284.82	2,545.61	0.00	227.95	\$555.18			
STATE AVERAGE	1,072.86	409.03	176.52	618.78	549.04	1,226.47	2,294.98	356.01	505.77	\$700.19			

Note: The State Average is a composite of the underlying case counts and total costs by case types. Therefore, this is more precise than an average of averages.

WEST VIRGINIA PUBLIC DEFENDER SERVICES
 AVERAGE COST BY CASE TYPE
 FISCAL YEAR 2010

CIRCUIT	FELONY	MISD	MENTAL HYGIENE	JUVENILE	PAROLE		TERM ABUSE	HABEAS SUP. CT.	MUNICIPAL COURT CHARGES	OTHER	CIRCUIT AVERAGE
					PROBAT REV	REV					
01 CIRCUIT											
BROOKE	1,473.52	667.31	185.04	801.36	1,538.89	1,616.21	927.86	0.00	700.84	\$1,127.07	
HANCOCK	1,458.00	487.31	275.67	711.90	541.12	1,580.41	840.90	0.00	713.66	\$1,165.27	
OHIO	1,820.48	467.84	171.67	410.41	883.22	2,139.44	2,636.40	543.53	1,733.00	\$804.96	
AVERAGE	1,600.00	523.16	175.92	490.18	999.92	1,789.21	2,106.45	543.53	1,160.35	\$956.82	
02 CIRCUIT											
MARSHALL	992.45	336.59	139.24	587.36	587.28	1,468.56	2,131.31	207.80	1,859.95	\$554.18	
TYLER	1,998.77	342.62	280.35	1,035.12	314.21	1,111.14	1,118.32	0.00	464.95	\$886.94	
WETZEL	1,001.79	326.67	182.23	922.00	713.12	1,658.84	3,441.39	0.00	723.57	\$551.60	
AVERAGE	1,125.61	335.15	167.26	752.89	576.72	1,524.09	2,452.74	207.80	1,079.29	\$577.87	
03 CIRCUIT											
DODDRIDGE	1,283.94	541.36	264.05	983.64	722.34	1,517.86	6,111.78	0.00	343.26	\$964.27	
PLEASANTS	2,198.99	538.45	272.50	819.39	347.56	1,297.98	2,523.40	0.00	307.80	\$980.61	
RITCHIE	1,059.26	527.17	283.08	965.67	696.08	1,284.70	2,650.57	95.70	1,033.49	\$830.54	
AVERAGE	1,374.88	533.83	272.40	924.99	662.45	1,386.78	3,363.21	95.70	460.15	\$914.45	
04 CIRCUIT											
WIRT	1,523.55	488.72	103.13	696.77	299.35	743.31	1,877.18	0.00	567.74	\$772.26	
WOOD	824.00	490.73	118.51	569.79	410.09	927.55	1,519.80	0.00	362.90	\$553.66	
AVERAGE	850.86	490.66	118.33	579.95	407.07	915.88	1,546.47	0.00	366.64	\$561.74	
05 CIRCUIT											
CALHOUN	1,871.49	334.22	224.87	195.95	137.84	888.35	0.00	0.00	529.50	\$968.09	
JACKSON	1,724.95	493.64	167.37	1,171.93	1,100.27	1,642.57	2,863.54	0.00	1,015.06	\$1,254.70	
MASON	1,067.15	578.20	170.21	867.64	497.07	1,173.29	2,291.89	0.00	595.39	\$726.09	
ROANE	2,026.13	551.66	125.38	971.28	416.48	519.98	2,236.68	0.00	886.71	\$981.78	
AVERAGE	1,420.64	557.36	170.95	933.70	637.84	944.06	2,449.83	0.00	719.30	\$890.24	
06 CIRCUIT											
CABELL	1,027.03	392.14	194.68	221.37	520.07	1,079.71	3,667.83	277.26	501.07	\$521.99	
AVERAGE	1,027.03	392.14	194.68	221.37	520.07	1,079.71	3,667.83	277.26	501.07	\$521.99	
07 CIRCUIT											
LOGAN	926.04	197.00	0.00	645.59	530.27	782.08	1,543.30	0.00	371.37	\$468.04	
AVERAGE	926.04	197.00	0.00	645.59	530.27	782.08	1,543.30	0.00	371.37	\$468.04	

WEST VIRGINIA PUBLIC DEFENDER SERVICES
 AVERAGE COST BY CASE TYPE
 FISCAL YEAR 2010

CIRCUIT	FELONY	MISD	MENTAL HYGIENE	JUVENILE	PAROLE		TERM ABUSE	HABEAS SUP. CT.	MUNICIPAL COURT CHARGES	OTHER	CIRCUIT AVERAGE
					PROBAT REV	REV					
08 CIRCUIT											
MCDOWELL	1,542.79	453.32	199.82	633.24	648.37	1,247.96	7,002.35	0.00	328.38	\$1,100.06	
AVERAGE	1,542.79	453.32	199.82	633.24	648.37	1,247.96	7,002.35	0.00	328.38	\$1,100.06	
09 CIRCUIT											
MERCER	1,187.77	452.03	204.31	834.66	626.38	933.30	2,546.27	295.20	478.81	\$785.76	
AVERAGE	1,187.77	452.03	204.31	834.66	626.38	933.30	2,546.27	295.20	478.81	\$785.76	
10 CIRCUIT											
RALEIGH	940.02	373.35	153.45	462.75	550.85	742.25	3,504.54	0.00	563.83	\$685.83	
AVERAGE	940.02	373.35	153.45	462.75	550.85	742.25	3,504.54	0.00	563.83	\$685.83	
11 CIRCUIT											
GREENBRIER	1,377.14	725.89	98.55	507.12	613.56	1,477.57	3,398.37	571.94	546.31	\$1,120.68	
POCAHONTAS	2,053.65	559.37	181.27	597.04	835.26	992.06	3,720.76	0.00	777.35	\$1,109.52	
AVERAGE	1,596.38	646.72	136.47	552.08	659.75	1,276.67	3,452.10	571.94	597.65	\$1,116.56	
12 CIRCUIT											
FAYETTE	764.98	228.21	94.78	764.75	380.42	1,191.49	1,937.52	261.30	337.79	\$706.67	
AVERAGE	764.98	228.21	94.78	764.75	380.42	1,191.49	1,937.52	261.30	337.79	\$706.67	
13 CIRCUIT											
KANAWHA	878.33	409.81	0.00	640.61	614.93	829.19	1,817.16	409.01	871.19	\$678.97	
AVERAGE	878.33	409.81	0.00	640.61	614.93	829.19	1,817.16	409.01	871.19	\$678.97	
14 CIRCUIT											
BRAXTON	1,327.84	457.95	167.82	1,169.96	877.13	1,698.54	1,488.92	503.07	601.32	\$968.97	
CLAY	1,540.41	517.43	373.31	937.79	565.50	1,413.27	1,927.44	0.00	925.32	\$997.99	
GILMER	1,459.22	525.37	295.48	1,159.41	766.76	1,417.90	1,664.50	0.00	194.70	\$884.01	
WEBSTER	1,080.86	352.11	198.35	1,102.05	549.86	1,998.41	2,275.50	0.00	287.95	\$785.94	
AVERAGE	1,343.40	445.55	216.89	1,113.95	710.70	1,611.06	1,904.56	503.07	395.78	\$915.92	
15 CIRCUIT											
HARRISON	1,077.62	397.24	131.87	483.26	494.98	1,373.63	2,785.17	0.00	376.62	\$759.66	
AVERAGE	1,077.62	397.24	131.87	483.26	494.98	1,373.63	2,785.17	0.00	376.62	\$759.66	
16 CIRCUIT											
MARION	883.83	348.31	115.16	626.17	482.58	895.69	1,064.38	421.93	551.38	\$545.76	
AVERAGE	883.83	348.31	115.16	626.17	482.58	895.69	1,064.38	421.93	551.38	\$545.76	

WEST VIRGINIA PUBLIC DEFENDER SERVICES
AVERAGE COST BY CASE TYPE
FISCAL YEAR 2010

CIRCUIT	FELONY	MISD	MENTAL HYGIENE	JUVENILE	PAROLE			MUNICIPAL			CIRCUIT AVERAGE	
					PROBAT REV	TERM ABUSE	HABEAS SUP. CT.	COURT CHARGES	OTHER			
17 CIRCUIT												
MONONGALI	1,135.56	414.58	123.21	934.12	496.80	1,776.63	2,801.21	326.13	490.83	490.83	\$679.20	
AVERAGE	1,135.56	414.58	123.21	934.12	496.80	1,776.63	2,801.21	326.13	490.83	490.83	\$679.20	
18 CIRCUIT												
PRESTON	1,822.30	457.59	386.03	858.62	628.38	1,975.40	2,272.07	0.00	627.85	627.85	\$1,275.03	
AVERAGE	1,822.30	457.59	386.03	858.62	628.38	1,975.40	2,272.07	0.00	627.85	627.85	\$1,275.03	
19 CIRCUIT												
BARBOUR	1,320.36	415.59	291.91	499.81	466.06	1,955.52	2,281.67	0.00	424.92	424.92	\$739.08	
TAYLOR	916.09	396.93	220.44	561.89	516.54	1,462.77	1,108.84	0.00	410.02	410.02	\$665.68	
AVERAGE	1,036.48	405.23	232.87	536.67	499.38	1,619.75	2,047.10	0.00	413.15	413.15	\$693.30	
20 CIRCUIT												
RANDOLPH	971.73	407.71	131.35	1,185.37	435.79	1,651.89	1,790.97	329.97	392.02	392.02	\$719.80	
AVERAGE	971.73	407.71	131.35	1,185.37	435.79	1,651.89	1,790.97	329.97	392.02	392.02	\$719.80	
21 CIRCUIT												
GRANT	897.76	405.41	133.26	343.06	329.70	1,792.41	0.00	0.00	753.14	753.14	\$629.64	
MINERAL	456.15	251.75	123.70	227.12	253.15	707.27	1,496.63	0.00	303.45	303.45	\$306.18	
TUCKER	1,368.11	566.52	156.37	499.93	791.57	1,911.33	578.17	0.00	1,197.02	1,197.02	\$912.49	
AVERAGE	616.44	281.72	131.04	248.35	290.78	1,071.46	1,343.56	0.00	577.29	577.29	\$388.85	
22 CIRCUIT												
HAMPSHIRE	911.11	306.78	102.44	962.12	469.09	1,678.07	3,038.33	0.00	151.33	151.33	\$623.22	
HARDY	1,064.34	348.97	212.82	963.17	662.21	2,949.65	921.00	0.00	281.33	281.33	\$643.98	
PENDLETON	1,359.86	419.69	143.43	859.28	561.47	3,528.13	5,281.19	0.00	434.05	434.05	\$939.77	
AVERAGE	1,024.34	333.33	172.37	950.11	572.25	2,122.57	3,367.70	0.00	225.48	225.48	\$666.06	
23 CIRCUIT												
BERKELEY	898.10	344.84	0.00	774.87	411.54	2,189.11	2,710.31	634.22	1,224.27	1,224.27	\$1,099.87	
JEFFERSON	1,218.62	261.42	0.00	737.48	671.27	2,791.34	2,941.28	0.00	439.09	439.09	\$1,226.91	
MORGAN	1,489.86	506.53	0.00	813.42	540.08	1,206.29	1,926.17	0.00	1,062.02	1,062.02	\$1,140.33	
AVERAGE	1,047.63	329.14	0.00	769.79	518.02	2,254.63	2,628.96	634.22	1,031.28	1,031.28	\$1,137.13	
24 CIRCUIT												
WAYNE	1,053.33	328.18	393.15	498.54	420.51	989.10	2,604.64	234.38	571.75	571.75	\$749.92	
AVERAGE	1,053.33	328.18	393.15	498.54	420.51	989.10	2,604.64	234.38	571.75	571.75	\$749.92	

WEST VIRGINIA PUBLIC DEFENDER SERVICES
AVERAGE COST BY CASE TYPE
FISCAL YEAR 2010

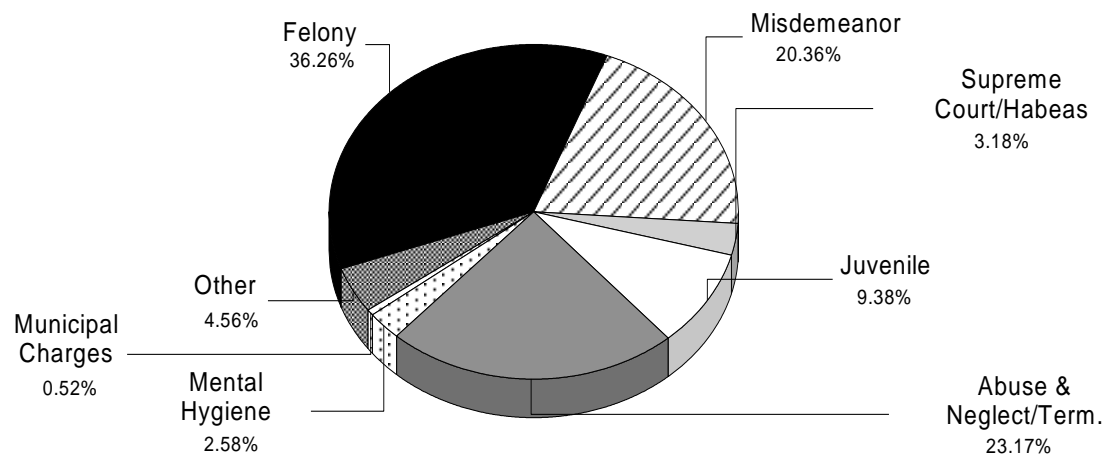
CIRCUIT	FELONY	MISD	MENTAL HYGIENE	JUVENILE	PAROLE			HABEAS SUP. CT.	MUNICIPAL COURT CHARGES	OTHER	CIRCUIT AVERAGE
					PROBAT REV	TERM ABUSE					
25 CIRCUIT											
BOONE	1,211.54	296.55	0.00	416.71	1,050.11	1,268.65	997.97	0.00	580.98	\$770.39	
LINCOLN	1,025.32	485.22	263.65	757.63	574.99	1,199.27	3,242.52	0.00	592.67	\$695.93	
AVERAGE	1,128.56	378.58	263.65	523.32	895.18	1,235.45	1,895.79	0.00	588.13	\$733.73	
26 CIRCUIT											
LEWIS	826.98	418.96	165.76	648.56	737.90	2,308.56	1,704.41	0.00	487.14	\$453.83	
UPSHUR	1,051.21	333.26	222.43	709.74	509.59	2,341.41	1,959.70	0.00	276.43	\$903.50	
AVERAGE	957.78	360.83	168.79	693.80	585.69	2,333.24	1,841.87	0.00	357.47	\$666.26	
27 CIRCUIT											
WYOMING	1,271.74	494.76	434.29	563.28	588.31	1,401.79	494.51	0.00	360.37	\$873.31	
AVERAGE	1,271.74	494.76	434.29	563.28	588.31	1,401.79	494.51	0.00	360.37	\$873.31	
28 CIRCUIT											
NICHOLAS	677.21	246.43	133.21	413.49	252.45	882.13	0.00	0.00	205.13	\$554.56	
AVERAGE	677.21	246.43	133.21	413.49	252.45	882.13	0.00	0.00	205.13	\$554.56	
29 CIRCUIT											
PUTNAM	1,033.74	434.01	252.92	826.85	565.43	1,942.64	2,863.80	328.41	521.92	\$629.14	
AVERAGE	1,033.74	434.01	252.92	826.85	565.43	1,942.64	2,863.80	328.41	521.92	\$629.14	
30 CIRCUIT											
MINGO	960.60	291.40	197.12	647.09	734.16	1,341.07	1,720.91	0.00	349.24	\$777.73	
AVERAGE	960.60	291.40	197.12	647.09	734.16	1,341.07	1,720.91	0.00	349.24	\$777.73	
31 CIRCUIT											
MONROE	985.75	293.77	191.17	495.81	759.01	1,335.44	2,363.73	0.00	222.13	\$550.65	
SUMMERS	712.48	228.76	221.28	588.49	235.58	1,257.83	2,909.38	0.00	229.11	\$558.79	
AVERAGE	798.40	265.63	204.85	547.17	330.75	1,284.82	2,545.61	0.00	227.95	\$555.18	
STATE AVERAGE	1,072.86	409.03	176.52	618.78	549.04	1,226.47	2,294.98	356.01	505.77	\$700.19	

AC HOURS PAID BY CASE TYPE

APPOINTED COUNSEL HOURS

Felony	229,076.3
Misdemeanor	128,609.9
Supreme Court/Habeas	20,077.3
Juvenile	59,242.2
Abuse & Neglect/Term.	146,353.4
Mental Hygiene	16,317.7
Municipal Charges	3,278.4
Other	28,781.5
Parole/Probation Rev., Mag. Ct. Appeal, Mandamus/Prohibition, Extradition, Contempt, Fugitive, Other	
TOTAL HOURS PAID	631,736.7

APPOINTED COUNSEL HOURS BY CASE TYPE



**WEST VIRGINIA PUBLIC DEFENDER SERVICES
 APPOINTED COUNSEL HOURS PAID BY CASE TYPE
 FISCAL YEAR 2010**

CIRCUIT	FELONY	MISD	MENTAL HYGIENE	JUVENILE	PAROLE	TERM ABUSE	HABEAS SUP. CT.	MUNICIPAL	OTHER	TOTAL HOURS
					PROBAT REV			COURT CHARGES		
01 CIRCUIT	16,150.4	4,609.3	1,967.6	1,515.9	634.1	13,054.9	835.3	79.2	780.4	39,627.0
02 CIRCUIT	2,065.0	570.8	1,119.8	856.7	207.5	2,767.7	243.6	4.3	378.7	8,214.1
03 CIRCUIT	4,421.0	3,252.1	218.1	1,417.7	577.2	3,800.7	484.1	2.1	349.6	14,522.6
04 CIRCUIT	14,591.4	24,457.2	1,373.0	4,182.6	1,108.3	7,220.5	1,896.6	0.0	1,536.7	56,366.3
05 CIRCUIT	15,799.9	7,743.6	456.9	3,112.6	1,199.1	5,851.8	795.6	0.0	784.9	35,744.4
06 CIRCUIT	10,999.0	2,152.1	3,152.5	2,031.6	1,209.0	4,955.1	1,302.0	126.0	387.8	26,315.1
07 CIRCUIT	4,186.5	3,149.3	0.0	2,588.1	310.1	3,091.6	229.9	0.0	119.3	13,674.8
08 CIRCUIT	5,738.2	1,432.7	22.7	455.0	75.4	2,884.4	476.6	0.0	72.0	11,157.0
09 CIRCUIT	16,771.3	5,279.6	1,365.5	1,344.1	1,456.8	8,338.3	1,754.8	269.2	452.9	37,032.5
10 CIRCUIT	5,082.9	2,153.6	16.7	930.2	337.3	6,888.6	730.7	0.0	222.1	16,362.0
11 CIRCUIT	3,479.5	825.2	62.6	111.8	299.7	2,342.9	428.7	36.0	225.3	7,811.7
12 CIRCUIT	1,970.1	668.5	4.6	321.7	97.2	3,346.6	146.2	50.6	13.3	6,618.8
13 CIRCUIT	20,672.2	10,772.8	0.0	4,274.5	1,276.6	9,502.4	2,581.6	1,185.5	1,012.4	51,278.0
14 CIRCUIT	10,121.0	6,345.6	136.2	3,408.9	726.5	8,814.6	727.1	10.7	500.7	30,791.3
15 CIRCUIT	3,637.3	1,977.6	225.8	1,125.4	448.8	5,026.4	682.2	0.0	88.0	13,211.5
16 CIRCUIT	9,444.3	6,063.4	602.5	4,149.4	963.8	3,626.1	274.5	248.0	850.8	26,222.7
17 CIRCUIT	10,919.9	7,420.6	757.5	2,997.2	679.6	4,032.8	960.5	120.2	569.7	28,458.0
18 CIRCUIT	2,490.4	530.8	6.9	754.8	275.3	1,770.5	303.7	0.0	165.8	6,298.2
19 CIRCUIT	5,704.8	3,713.6	102.0	3,221.6	518.0	3,793.0	424.3	0.0	485.5	17,962.8
20 CIRCUIT	5,175.2	3,449.6	84.8	4,064.0	311.2	2,908.1	162.3	1,017.7	186.0	17,358.9
21 CIRCUIT	4,482.8	4,542.7	114.9	1,913.2	609.3	1,905.5	78.2	0.0	348.7	13,995.3
22 CIRCUIT	6,384.3	4,457.8	115.9	1,591.8	779.8	2,413.4	958.7	0.0	339.1	17,040.8
23 CIRCUIT	6,759.9	1,182.0	0.0	1,989.3	298.2	8,010.5	1,723.4	13.1	408.5	20,384.9
24 CIRCUIT	4,044.0	702.8	645.4	770.4	303.6	4,073.5	429.8	34.7	256.4	11,260.6
25 CIRCUIT	5,871.2	1,540.4	892.3	2,784.5	750.6	3,852.3	169.9	0.0	203.6	16,064.8
26 CIRCUIT	5,734.4	3,203.0	1,797.6	1,884.8	759.7	9,947.6	471.8	0.0	269.9	24,068.8
27 CIRCUIT	9,430.9	5,865.2	24.1	784.6	51.3	5,115.9	17.0	0.0	49.8	21,338.8
28 CIRCUIT	1,160.2	334.9	32.6	217.9	18.3	1,272.4	0.0	0.0	21.5	3,057.8
29 CIRCUIT	7,376.9	7,377.4	951.2	3,343.7	630.3	942.4	400.2	81.1	371.7	21,474.9
30 CIRCUIT	5,070.0	1,363.2	27.3	256.8	201.0	3,723.1	239.3	0.0	124.5	11,005.2
31 CIRCUIT	3,341.5	1,472.5	40.7	841.4	66.5	1,079.9	148.7	0.0	25.8	7,017.0
STATE TOTAL	229,076.3	128,609.9	16,317.7	59,242.2	17,180.1	146,353.4	20,077.3	3,278.4	11,601.4	631,736.7

**WEST VIRGINIA PUBLIC DEFENDER SERVICES
 APPOINTED COUNSEL HOURS PAID BY CASE TYPE
 FISCAL YEAR 2010**

CIRCUIT	FELONY	MISD	MENTAL HYGIENE	JUVENILE	PAROLE PROBAT REV	TERM ABUSE	HABEAS SUP. CT.	MUNICIPAL COURT CHARGES	OTHER	TOTAL HOURS
01 CIRCUIT										
BROOKE	4,068.8	1,475.5	150.2	244.5	402.3	3,027.4	40.6	0.0	113.7	9,523.0
HANCOCK	5,062.9	1,093.8	86.6	280.0	148.7	4,320.2	71.4	0.0	148.4	11,212.0
OHIO	7,018.7	2,040.0	1,730.8	991.4	83.1	5,707.2	723.3	79.2	518.3	18,892.0
TOTAL	16,150.4	4,609.3	1,967.6	1,515.9	634.1	13,054.9	835.3	79.2	780.4	39,627.0
02 CIRCUIT										
MARSHALL	965.2	405.7	416.7	357.3	119.1	1,346.8	78.8	4.3	247.5	3,941.4
TYLER	458.1	55.0	61.6	100.3	18.4	147.3	24.1	0.0	56.1	920.9
WETZEL	641.7	110.1	641.5	399.1	70.0	1,273.6	140.7	0.0	75.1	3,351.8
TOTAL	2,065.0	570.8	1,119.8	856.7	207.5	2,767.7	243.6	4.3	378.7	8,214.1
03 CIRCUIT										
DODDRIDGE	1,748.4	903.5	87.7	464.5	461.2	1,818.4	253.0	0.0	132.4	5,869.1
PLEASANTS	1,258.8	819.9	56.4	406.4	48.4	584.1	124.9	0.0	66.7	3,365.6
RITCHIE	1,413.8	1,528.7	74.0	546.8	67.6	1,398.2	106.2	2.1	150.5	5,287.9
TOTAL	4,421.0	3,252.1	218.1	1,417.7	577.2	3,800.7	484.1	2.1	349.6	14,522.6
04 CIRCUIT										
WIRT	1,064.9	788.9	13.9	387.6	23.8	383.8	196.4	0.0	45.5	2,904.8
WOOD	13,526.5	23,668.3	1,359.1	3,795.0	1,084.5	6,836.7	1,700.2	0.0	1,491.2	53,461.5
TOTAL	14,591.4	24,457.2	1,373.0	4,182.6	1,108.3	7,220.5	1,896.6	0.0	1,536.7	56,366.3
05 CIRCUIT										
CALHOUN	716.3	57.6	16.1	15.6	2.7	1,039.6	0.0	0.0	20.6	1,868.5
JACKSON	5,433.7	1,100.3	29.9	834.2	490.8	2,012.3	286.7	0.0	226.4	10,414.3
MASON	6,481.0	5,848.5	406.2	1,838.5	675.1	1,506.8	229.3	0.0	407.7	17,393.1
ROANE	3,168.9	737.2	4.7	424.3	30.5	1,293.1	279.6	0.0	130.2	6,068.5
TOTAL	15,799.9	7,743.6	456.9	3,112.6	1,199.1	5,851.8	795.6	0.0	784.9	35,744.4
06 CIRCUIT										
CABELL	10,999.0	2,152.1	3,152.5	2,031.6	1,209.0	4,955.1	1,302.0	126.0	387.8	26,315.1
TOTAL	10,999.0	2,152.1	3,152.5	2,031.6	1,209.0	4,955.1	1,302.0	126.0	387.8	26,315.1
07 CIRCUIT										
LOGAN	4,186.5	3,149.3	0.0	2,588.1	310.1	3,091.6	229.9	0.0	119.3	13,674.8
TOTAL	4,186.5	3,149.3	0.0	2,588.1	310.1	3,091.6	229.9	0.0	119.3	13,674.8
08 CIRCUIT										
MCDOWELL	5,738.2	1,432.7	22.7	455.0	75.4	2,884.4	476.6	0.0	72.0	11,157.0
TOTAL	5,738.2	1,432.7	22.7	455.0	75.4	2,884.4	476.6	0.0	72.0	11,157.0
09 CIRCUIT										
MERCER	16,771.3	5,279.6	1,365.5	1,344.1	1,456.8	8,338.3	1,754.8	269.2	452.9	37,032.5
TOTAL	16,771.3	5,279.6	1,365.5	1,344.1	1,456.8	8,338.3	1,754.8	269.2	452.9	37,032.5
10 CIRCUIT										
RALEIGH	5,082.9	2,153.6	16.7	930.2	337.3	6,888.6	730.7	0.0	222.1	16,362.0
TOTAL	5,082.9	2,153.6	16.7	930.2	337.3	6,888.6	730.7	0.0	222.1	16,362.0

**WEST VIRGINIA PUBLIC DEFENDER SERVICES
 APPOINTED COUNSEL HOURS PAID BY CASE TYPE
 FISCAL YEAR 2010**

CIRCUIT	FELONY	MISD	MENTAL HYGIENE	JUVENILE	PAROLE PROBAT REV	TERM ABUSE	HABEAS SUP. CT.	MUNICIPAL COURT CHARGES	OTHER	TOTAL HOURS
11 CIRCUIT										
GREENBRIER	2,069.5	494.5	23.1	49.5	220.2	1,613.4	363.7	36.0	164.6	5,034.5
POCAHONTAS	1,410.0	330.7	39.5	62.3	79.5	729.5	65.0	0.0	60.7	2,777.2
TOTAL	3,479.5	825.2	62.6	111.8	299.7	2,342.9	428.7	36.0	225.3	7,811.7
12 CIRCUIT										
FAYETTE	1,970.1	668.5	4.6	321.7	97.2	3,346.6	146.2	50.6	13.3	6,618.8
TOTAL	1,970.1	668.5	4.6	321.7	97.2	3,346.6	146.2	50.6	13.3	6,618.8
13 CIRCUIT										
KANAWHA	20,672.2	10,772.8	0.0	4,274.5	1,276.6	9,502.4	2,581.6	1,185.5	1,012.4	51,278.0
TOTAL	20,672.2	10,772.8	0.0	4,274.5	1,276.6	9,502.4	2,581.6	1,185.5	1,012.4	51,278.0
14 CIRCUIT										
BRAXTON	5,144.0	2,046.0	49.2	1,756.3	371.9	2,230.5	177.4	10.7	239.6	12,025.6
CLAY	1,927.5	1,557.6	19.8	474.1	154.1	2,942.1	223.9	0.0	101.4	7,400.5
GILMER	1,698.6	1,042.4	34.3	336.0	71.3	1,260.2	34.9	0.0	117.4	4,595.1
WEBSTER	1,350.9	1,699.6	32.9	842.5	129.2	2,381.8	290.9	0.0	42.3	6,770.1
TOTAL	10,121.0	6,345.6	136.2	3,408.9	726.5	8,814.6	727.1	10.7	500.7	30,791.3
15 CIRCUIT										
HARRISON	3,637.3	1,977.6	225.8	1,125.4	448.8	5,026.4	682.2	0.0	88.0	13,211.5
TOTAL	3,637.3	1,977.6	225.8	1,125.4	448.8	5,026.4	682.2	0.0	88.0	13,211.5
16 CIRCUIT										
MARION	9,444.3	6,063.4	602.5	4,149.4	963.8	3,626.1	274.5	248.0	850.8	26,222.7
TOTAL	9,444.3	6,063.4	602.5	4,149.4	963.8	3,626.1	274.5	248.0	850.8	26,222.7
17 CIRCUIT										
MONONGALIA	10,919.9	7,420.6	757.5	2,997.2	679.6	4,032.8	960.5	120.2	569.7	28,458.0
TOTAL	10,919.9	7,420.6	757.5	2,997.2	679.6	4,032.8	960.5	120.2	569.7	28,458.0
18 CIRCUIT										
PRESTON	2,490.4	530.8	6.9	754.8	275.3	1,770.5	303.7	0.0	165.8	6,298.2
TOTAL	2,490.4	530.8	6.9	754.8	275.3	1,770.5	303.7	0.0	165.8	6,298.2
19 CIRCUIT										
BARBOUR	2,235.7	1,741.0	22.4	1,226.7	165.5	1,456.1	377.0	0.0	108.2	7,332.6
TAYLOR	3,469.1	1,972.6	79.6	1,994.9	352.5	2,336.9	47.3	0.0	377.3	10,630.2
TOTAL	5,704.8	3,713.6	102.0	3,221.6	518.0	3,793.0	424.3	0.0	485.5	17,962.8
20 CIRCUIT										
RANDOLPH	5,175.2	3,449.6	84.8	4,064.0	311.2	2,908.1	162.3	1,017.7	186.0	17,358.9
TOTAL	5,175.2	3,449.6	84.8	4,064.0	311.2	2,908.1	162.3	1,017.7	186.0	17,358.9
21 CIRCUIT										
GRANT	1,512.0	787.2	47.0	260.1	200.5	729.2	0.0	0.0	133.3	3,669.3
MINERAL	2,357.8	3,424.0	53.9	1,521.0	364.2	870.2	66.5	0.0	118.6	8,776.2
TUCKER	613.0	331.5	14.0	132.1	44.6	306.1	11.7	0.0	96.8	1,549.8
TOTAL	4,482.8	4,542.7	114.9	1,913.2	609.3	1,905.5	78.2	0.0	348.7	13,995.3

**WEST VIRGINIA PUBLIC DEFENDER SERVICES
 APPOINTED COUNSEL HOURS PAID BY CASE TYPE
 FISCAL YEAR 2010**

CIRCUIT	FELONY	MISD	MENTAL HYGIENE	JUVENILE	PAROLE PROBAT REV	TERM ABUSE	HABEAS SUP. CT.	MUNICIPAL COURT CHARGES	OTHER	TOTAL HOURS
22 CIRCUIT										
HAMPSHIRE	2,805.7	2,034.9	16.3	726.0	244.7	1,354.4	642.8	0.0	131.2	7,956.0
HARDY	2,508.4	2,012.4	78.3	697.1	363.7	696.4	19.8	0.0	113.6	6,489.7
PENDLETON	1,070.2	410.5	21.3	168.7	171.4	362.6	296.1	0.0	94.3	2,595.1
TOTAL	6,384.3	4,457.8	115.9	1,591.8	779.8	2,413.4	958.7	0.0	339.1	17,040.8
23 CIRCUIT										
BERKELEY	3,550.6	772.6	0.0	1,378.3	115.2	5,255.3	1,320.1	13.1	221.8	12,627.0
JEFFERSON	2,126.9	290.1	0.0	443.0	102.0	2,385.4	231.8	0.0	30.4	5,609.6
MORGAN	1,082.4	119.3	0.0	168.0	81.0	369.8	171.5	0.0	156.3	2,148.3
TOTAL	6,759.9	1,182.0	0.0	1,989.3	298.2	8,010.5	1,723.4	13.1	408.5	20,384.9
24 CIRCUIT										
WAYNE	4,044.0	702.8	645.4	770.4	303.6	4,073.5	429.8	34.7	256.4	11,260.6
TOTAL	4,044.0	702.8	645.4	770.4	303.6	4,073.5	429.8	34.7	256.4	11,260.6
25 CIRCUIT										
BOONE	3,200.9	680.8	0.0	1,520.0	581.9	1,988.7	61.7	0.0	72.6	8,106.6
LINCOLN	2,670.3	859.6	892.3	1,264.5	168.7	1,863.6	108.2	0.0	131.0	7,958.2
TOTAL	5,871.2	1,540.4	892.3	2,784.5	750.6	3,852.3	169.9	0.0	203.6	16,064.8
26 CIRCUIT										
LEWIS	2,081.0	1,177.8	1,675.8	457.8	309.3	2,481.6	194.8	0.0	142.6	8,520.7
UPSHUR	3,653.4	2,025.2	121.8	1,427.0	450.4	7,466.0	277.0	0.0	127.3	15,548.1
TOTAL	5,734.4	3,203.0	1,797.6	1,884.8	759.7	9,947.6	471.8	0.0	269.9	24,068.8
27 CIRCUIT										
WYOMING	9,430.9	5,865.2	24.1	784.6	51.3	5,115.9	17.0	0.0	49.8	21,338.8
TOTAL	9,430.9	5,865.2	24.1	784.6	51.3	5,115.9	17.0	0.0	49.8	21,338.8
28 CIRCUIT										
NICHOLAS	1,160.2	334.9	32.6	217.9	18.3	1,272.4	0.0	0.0	21.5	3,057.8
TOTAL	1,160.2	334.9	32.6	217.9	18.3	1,272.4	0.0	0.0	21.5	3,057.8
29 CIRCUIT										
PUTNAM	7,376.9	7,377.4	951.2	3,343.7	630.3	942.4	400.2	81.1	371.7	21,474.9
TOTAL	7,376.9	7,377.4	951.2	3,343.7	630.3	942.4	400.2	81.1	371.7	21,474.9
30 CIRCUIT										
MINGO	5,070.0	1,363.2	27.3	256.8	201.0	3,723.1	239.3	0.0	124.5	11,005.2
TOTAL	5,070.0	1,363.2	27.3	256.8	201.0	3,723.1	239.3	0.0	124.5	11,005.2
31 CIRCUIT										
MONROE	1,288.7	913.4	20.4	332.0	27.6	360.3	98.3	0.0	4.6	3,045.3
SUMMERS	2,052.8	559.1	20.3	509.4	38.9	719.6	50.4	0.0	21.2	3,971.7
TOTAL	3,341.5	1,472.5	40.7	841.4	66.5	1,079.9	148.7	0.0	25.8	7,017.0
STATE TOTAL	229,076.3	128,609.9	16,317.7	59,242.2	17,180.1	146,353.4	20,077.3	3,278.4	11,601.4	631,736.7

AC FEES PAID BY CASE TYPE

APPOINTED COUNSEL FEES PAID IN FY 2010

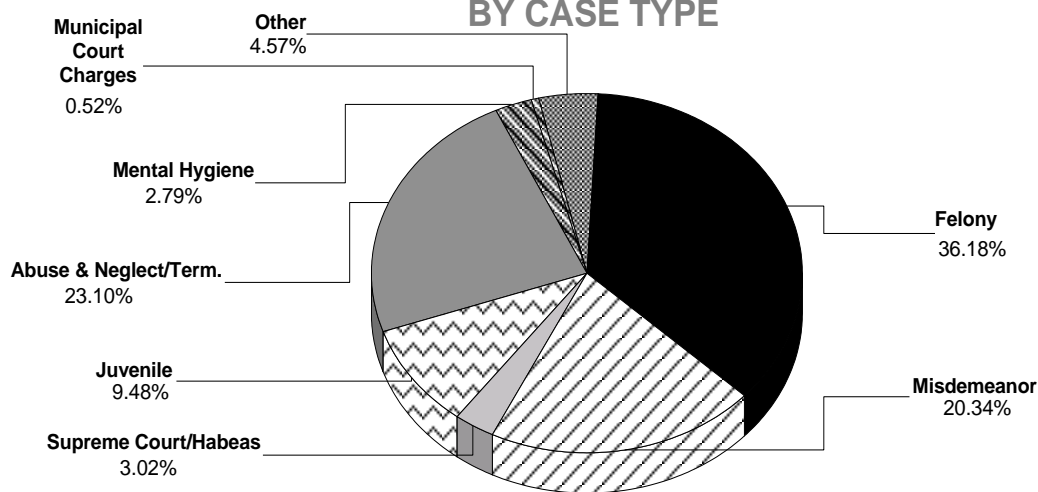
Felony	\$11,067,589.83
Misdemeanor	\$6,222,198.92
Supreme Court/Habeas	\$924,507.69
Juvenile	\$2,901,154.07
Abuse & Neglect/Term.	\$7,067,163.34
Mental Hygiene	\$852,632.91
Municipal Court Charges	\$159,385.51
Other	\$1,398,427.43

Parole/Probation Rev., Mag. Ct. Appeal,
 Mandamus/Prohibition, Extradition,
 Contempt, Fugitive, Other

TOTAL FEES PAID **\$30,593,059.70**

APPOINTED COUNSEL FEES PAID IN FY 2010

BY CASE TYPE



**WEST VIRGINIA PUBLIC DEFENDER SERVICES
 APPOINTED COUNSEL FEES BY CASE TYPE
 FISCAL YEAR 2010**

CIRCUIT	PAROLE										MUNICIPAL COURT CHARGES			TOTAL FEE
	FELONY	MISD	MENTAL HYGIENE	JUVENILE	PROB REV	TERM ABUSE	HABEAS SUP. CT.	CHARGES	OTHER	OTHER				
01	CIRCUIT	\$770,699.22	\$222,127.75	\$96,614.24	\$73,585.96	\$30,438.20	\$617,216.50	\$38,061.29	\$3,688.36	\$37,973.32	\$1,890,404.84			
02	CIRCUIT	\$100,637.08	\$27,700.42	\$54,719.96	\$42,612.51	\$10,154.41	\$134,554.48	\$11,107.03	\$207.19	\$18,636.62	\$400,329.70			
03	CIRCUIT	\$209,852.52	\$155,232.67	\$11,253.91	\$68,851.16	\$27,194.02	\$181,233.50	\$22,195.54	\$94.50	\$16,688.52	\$692,596.34			
04	CIRCUIT	\$697,685.42	\$1,179,434.88	\$68,134.57	\$199,985.24	\$53,603.45	\$344,298.05	\$87,559.22	\$0.00	\$74,082.96	\$2,704,783.79			
05	CIRCUIT	\$764,506.83	\$368,909.31	\$23,011.54	\$154,667.33	\$58,339.43	\$289,235.68	\$36,637.85	\$0.00	\$37,888.93	\$1,733,196.90			
06	CIRCUIT	\$545,666.48	\$109,896.22	\$188,266.30	\$105,628.97	\$59,378.65	\$246,667.28	\$60,298.19	\$6,294.97	\$19,363.28	\$1,341,460.34			
07	CIRCUIT	\$204,686.73	\$156,222.95	\$0.00	\$129,536.67	\$15,352.40	\$154,195.26	\$10,608.27	\$0.00	\$5,760.24	\$676,362.52			
08	CIRCUIT	\$273,160.08	\$67,484.00	\$1,195.74	\$22,248.10	\$3,694.85	\$139,522.00	\$21,786.26	\$0.00	\$3,440.14	\$532,531.17			
09	CIRCUIT	\$807,146.10	\$256,903.26	\$65,474.73	\$67,062.23	\$72,047.98	\$403,799.55	\$81,170.92	\$13,524.06	\$21,711.18	\$1,788,840.01			
10	CIRCUIT	\$243,407.22	\$105,708.29	\$899.71	\$45,596.64	\$16,349.18	\$336,106.10	\$33,468.40	\$0.00	\$10,625.36	\$792,160.90			
11	CIRCUIT	\$164,320.09	\$38,826.99	\$3,266.26	\$5,520.82	\$14,190.17	\$109,942.50	\$19,644.21	\$1,713.34	\$10,552.34	\$367,976.72			
12	CIRCUIT	\$95,317.81	\$33,136.04	\$284.33	\$15,569.42	\$4,747.01	\$162,259.00	\$6,786.33	\$2,517.11	\$632.13	\$321,249.18			
13	CIRCUIT	\$993,673.59	\$525,283.14	\$0.00	\$207,936.32	\$61,431.13	\$456,663.68	\$118,286.21	\$58,540.37	\$48,306.87	\$2,470,121.31			
14	CIRCUIT	\$492,242.03	\$307,230.39	\$7,309.77	\$167,792.37	\$35,365.68	\$428,966.74	\$33,851.47	\$491.50	\$24,722.60	\$1,497,972.55			
15	CIRCUIT	\$174,158.79	\$94,435.34	\$11,835.88	\$55,300.19	\$21,687.31	\$242,552.00	\$31,457.84	\$0.00	\$4,252.12	\$635,679.47			
16	CIRCUIT	\$443,163.67	\$285,933.02	\$30,501.50	\$195,279.05	\$45,378.94	\$170,427.19	\$12,478.11	\$11,614.73	\$39,983.97	\$1,234,760.18			
17	CIRCUIT	\$522,935.77	\$353,787.82	\$40,173.53	\$144,816.10	\$32,633.17	\$192,565.11	\$44,082.33	\$5,781.45	\$27,210.46	\$1,363,985.74			
18	CIRCUIT	\$119,414.71	\$25,053.87	\$380.40	\$35,260.14	\$12,941.82	\$82,718.74	\$14,017.86	\$0.00	\$7,701.84	\$297,489.38			
19	CIRCUIT	\$271,983.61	\$176,865.79	\$5,285.97	\$150,266.62	\$24,507.29	\$177,229.42	\$19,175.35	\$0.00	\$22,927.70	\$848,241.75			
20	CIRCUIT	\$250,414.03	\$166,451.92	\$4,521.65	\$198,571.52	\$15,225.10	\$140,210.03	\$7,441.50	\$48,567.11	\$9,119.30	\$840,522.16			
21	CIRCUIT	\$216,870.11	\$220,327.45	\$6,084.89	\$92,086.03	\$29,390.86	\$91,027.50	\$3,616.71	\$0.00	\$17,049.48	\$676,453.03			
22	CIRCUIT	\$317,671.16	\$216,951.16	\$6,836.09	\$81,704.19	\$38,854.92	\$116,369.21	\$43,662.27	\$0.00	\$17,221.21	\$839,270.21			
23	CIRCUIT	\$333,027.29	\$58,285.91	\$0.00	\$98,831.45	\$14,469.49	\$391,276.84	\$79,620.05	\$617.55	\$20,511.36	\$996,639.94			
24	CIRCUIT	\$205,501.50	\$37,115.59	\$42,066.75	\$39,706.09	\$15,270.69	\$208,429.10	\$19,849.52	\$1,851.50	\$12,763.14	\$582,553.88			
25	CIRCUIT	\$292,403.04	\$76,028.00	\$41,678.58	\$140,927.31	\$39,487.57	\$196,956.13	\$7,935.28	\$0.00	\$9,720.33	\$805,136.24			
26	CIRCUIT	\$277,827.56	\$157,618.26	\$91,130.85	\$92,206.30	\$37,779.49	\$461,395.36	\$21,870.90	\$0.00	\$13,037.91	\$1,152,866.63			
27	CIRCUIT	\$447,553.37	\$279,681.49	\$1,277.16	\$37,973.14	\$2,471.64	\$242,481.50	\$806.74	\$0.00	\$2,443.90	\$1,014,688.94			
28	CIRCUIT	\$56,657.96	\$16,726.58	\$1,857.25	\$11,037.03	\$992.14	\$62,776.00	\$0.00	\$0.00	\$1,043.45	\$151,090.41			
29	CIRCUIT	\$355,373.75	\$358,682.80	\$44,916.85	\$165,020.54	\$30,545.86	\$46,974.00	\$18,736.90	\$3,881.77	\$18,066.01	\$1,042,198.48			
30	CIRCUIT	\$251,058.17	\$70,811.64	\$1,576.92	\$13,588.84	\$9,999.57	\$185,750.93	\$11,485.40	\$0.00	\$6,241.60	\$550,513.07			
31	CIRCUIT	\$168,574.14	\$73,345.97	\$2,077.58	\$41,985.79	\$3,545.54	\$53,363.96	\$6,809.74	\$0.00	\$1,281.20	\$350,983.92			
STATE TOTAL		\$11,067,589.83	\$6,222,198.92	\$852,632.91	\$2,901,154.07	\$837,467.96	\$7,067,163.34	\$924,507.69	\$159,385.51	\$560,959.47	\$30,593,059.70			

**WEST VIRGINIA PUBLIC DEFENDER SERVICES
 APPOINTED COUNSEL FEES BY CASE TYPE
 FISCAL YEAR 2010**

CIRCUIT	FELONY	MISD	MENTAL HYGIENE	JUVENILE	PAROLE PROBAT REV	TERM ABUSE	HABEAS SUP. CT.	MUNICIPAL COURT CHARGES	OTHER	TOTAL FEE
01 CIRCUIT										
BROOKE	\$193,899.97	\$70,361.89	\$7,767.37	\$12,014.07	\$19,280.24	\$143,685.00	\$1,855.72	\$0.00	\$5,398.55	\$454,262.81
HANCOCK	\$242,906.07	\$54,486.21	\$4,600.70	\$13,798.08	\$7,169.51	\$206,080.50	\$3,315.88	\$0.00	\$7,154.94	\$539,511.89
OHIO	\$333,893.18	\$97,279.65	\$84,246.17	\$47,773.81	\$3,988.45	\$267,451.00	\$32,889.69	\$3,688.36	\$25,419.83	\$896,630.14
TOTAL	\$770,699.22	\$222,127.75	\$96,614.24	\$73,585.96	\$30,438.20	\$617,216.50	\$38,061.29	\$3,688.36	\$37,973.32	\$1,890,404.84
02 CIRCUIT										
MARSHALL	\$46,884.35	\$19,557.26	\$20,295.93	\$17,807.41	\$5,828.71	\$64,633.98	\$3,622.28	\$207.19	\$12,379.94	\$191,217.05
TYLER	\$22,764.36	\$2,701.83	\$3,025.84	\$4,980.63	\$942.64	\$7,138.50	\$1,084.50	\$0.00	\$2,674.53	\$45,312.83
WETZEL	\$30,988.37	\$5,441.33	\$31,398.19	\$19,824.47	\$3,383.06	\$62,782.00	\$6,400.25	\$0.00	\$3,582.15	\$163,799.82
TOTAL	\$100,637.08	\$27,700.42	\$54,719.96	\$42,612.51	\$10,154.41	\$134,554.48	\$11,107.03	\$207.19	\$18,636.62	\$400,329.70
03 CIRCUIT										
DODDRIDGE	\$82,835.21	\$43,312.77	\$4,446.11	\$22,416.13	\$21,698.54	\$87,052.00	\$11,651.01	\$0.00	\$6,361.53	\$279,773.30
PLEASANTS	\$59,577.96	\$38,978.09	\$2,852.80	\$19,755.88	\$2,285.49	\$27,884.50	\$5,677.65	\$0.00	\$3,205.79	\$160,218.16
RITCHIE	\$67,439.35	\$72,941.81	\$3,955.00	\$26,679.15	\$3,209.99	\$66,297.00	\$4,866.88	\$94.50	\$7,121.20	\$252,604.88
TOTAL	\$209,852.52	\$155,232.67	\$11,253.91	\$68,851.16	\$27,194.02	\$181,233.50	\$22,195.54	\$94.50	\$16,688.52	\$692,596.34
04 CIRCUIT										
WIRT	\$50,548.79	\$37,761.70	\$687.46	\$18,729.26	\$1,124.68	\$18,385.00	\$9,040.52	\$0.00	\$2,137.02	\$138,414.43
WOOD	\$647,136.63	\$1,141,673.18	\$67,447.11	\$181,255.98	\$52,478.77	\$325,913.05	\$78,518.70	\$0.00	\$71,945.94	\$2,566,369.36
TOTAL	\$697,685.42	\$1,179,434.88	\$68,134.57	\$199,985.24	\$53,603.45	\$344,298.05	\$87,559.22	\$0.00	\$74,082.96	\$2,704,783.79
05 CIRCUIT										
CALHOUN	\$33,912.29	\$2,875.39	\$894.47	\$783.81	\$137.84	\$50,890.00	\$0.00	\$0.00	\$970.20	\$90,464.00
JACKSON	\$263,207.45	\$53,815.72	\$1,549.75	\$42,550.41	\$23,611.37	\$99,013.68	\$13,230.42	\$0.00	\$10,768.33	\$507,747.13
MASON	\$313,589.01	\$276,622.91	\$20,316.57	\$90,245.37	\$33,115.92	\$73,736.50	\$10,531.08	\$0.00	\$19,691.64	\$837,849.00
ROANE	\$153,798.08	\$35,595.29	\$250.75	\$21,087.74	\$1,474.30	\$65,595.50	\$12,876.35	\$0.00	\$6,458.76	\$297,136.77
TOTAL	\$764,506.83	\$368,909.31	\$23,011.54	\$154,667.33	\$58,339.43	\$289,235.68	\$36,637.85	\$0.00	\$37,888.93	\$1,733,196.90
06 CIRCUIT										
CABELL	\$545,666.48	\$109,896.22	\$188,266.30	\$105,628.97	\$59,378.65	\$246,667.28	\$60,298.19	\$6,294.97	\$19,363.28	\$1,341,460.34
TOTAL	\$545,666.48	\$109,896.22	\$188,266.30	\$105,628.97	\$59,378.65	\$246,667.28	\$60,298.19	\$6,294.97	\$19,363.28	\$1,341,460.34
07 CIRCUIT										
LOGAN	\$204,686.73	\$156,222.95	\$0.00	\$129,536.67	\$15,352.40	\$154,195.26	\$10,608.27	\$0.00	\$5,760.24	\$676,362.52
TOTAL	\$204,686.73	\$156,222.95	\$0.00	\$129,536.67	\$15,352.40	\$154,195.26	\$10,608.27	\$0.00	\$5,760.24	\$676,362.52

**WEST VIRGINIA PUBLIC DEFENDER SERVICES
 APPOINTED COUNSEL FEES BY CASE TYPE
 FISCAL YEAR 2010**

CIRCUIT	FELONY	MISD	MENTAL HYGIENE	JUVENILE	PAROLE		TERM ABUSE	HABEAS SUP. CT.	MUNICIPAL COURT CHARGES	OTHER	TOTAL FEE
					PROBATION REV	REVISION					
08 CIRCUIT											
MCDOWELL	\$273,160.08	\$67,484.00	\$1,195.74	\$22,248.10	\$3,694.85	\$139,522.00	\$21,786.26	\$0.00	\$3,440.14	\$532,531.17	
TOTAL	\$273,160.08	\$67,484.00	\$1,195.74	\$22,248.10	\$3,694.85	\$139,522.00	\$21,786.26	\$0.00	\$3,440.14	\$532,531.17	
09 CIRCUIT											
MERCER	\$807,146.10	\$256,903.26	\$65,474.73	\$67,062.23	\$72,047.98	\$403,799.55	\$81,170.92	\$13,524.06	\$21,711.18	\$1,788,840.01	
TOTAL	\$807,146.10	\$256,903.26	\$65,474.73	\$67,062.23	\$72,047.98	\$403,799.55	\$81,170.92	\$13,524.06	\$21,711.18	\$1,788,840.01	
10 CIRCUIT											
RALEIGH	\$243,407.22	\$105,708.29	\$899.71	\$45,596.64	\$16,349.18	\$336,106.10	\$33,468.40	\$0.00	\$10,625.36	\$792,160.90	
TOTAL	\$243,407.22	\$105,708.29	\$899.71	\$45,596.64	\$16,349.18	\$336,106.10	\$33,468.40	\$0.00	\$10,625.36	\$792,160.90	
11 CIRCUIT											
GREENBRIER	\$97,595.49	\$23,161.23	\$1,281.19	\$2,535.60	\$10,415.96	\$75,101.00	\$16,582.37	\$1,713.34	\$7,626.07	\$236,012.25	
POCAHONTAS	\$66,724.60	\$15,665.76	\$1,985.07	\$2,985.22	\$3,774.21	\$34,841.50	\$3,061.84	\$0.00	\$2,926.27	\$131,964.47	
TOTAL	\$164,320.09	\$38,826.99	\$3,266.26	\$5,520.82	\$14,190.17	\$109,942.50	\$19,644.21	\$1,713.34	\$10,552.34	\$367,976.72	
12 CIRCUIT											
FAYETTE	\$95,317.81	\$33,136.04	\$284.33	\$15,569.42	\$4,747.01	\$162,259.00	\$6,786.33	\$2,517.11	\$632.13	\$321,249.18	
TOTAL	\$95,317.81	\$33,136.04	\$284.33	\$15,569.42	\$4,747.01	\$162,259.00	\$6,786.33	\$2,517.11	\$632.13	\$321,249.18	
13 CIRCUIT											
KANAWHA	\$993,673.59	\$525,283.14	\$0.00	\$207,936.32	\$61,431.13	\$456,663.68	\$118,286.21	\$58,540.37	\$48,306.87	\$2,470,121.31	
TOTAL	\$993,673.59	\$525,283.14	\$0.00	\$207,936.32	\$61,431.13	\$456,663.68	\$118,286.21	\$58,540.37	\$48,306.87	\$2,470,121.31	
14 CIRCUIT											
BRAXTON	\$252,126.86	\$99,545.78	\$2,782.02	\$86,544.83	\$18,168.64	\$109,677.55	\$8,269.13	\$491.50	\$11,672.84	\$589,279.15	
CLAY	\$93,092.69	\$76,139.03	\$989.40	\$23,513.96	\$7,623.44	\$143,924.50	\$10,517.97	\$0.00	\$5,249.08	\$361,050.07	
GILMER	\$81,777.33	\$50,440.52	\$1,777.83	\$16,604.18	\$3,366.78	\$60,285.00	\$1,664.50	\$0.00	\$5,688.44	\$221,604.58	
WEBSTER	\$65,245.15	\$81,105.06	\$1,760.52	\$41,129.40	\$6,206.82	\$115,079.69	\$13,399.87	\$0.00	\$2,112.24	\$326,038.75	
TOTAL	\$492,242.03	\$307,230.39	\$7,309.77	\$167,792.37	\$35,365.68	\$428,966.74	\$33,851.47	\$491.50	\$24,722.60	\$1,497,972.55	
15 CIRCUIT											
HARRISON	\$174,158.79	\$94,435.34	\$11,835.88	\$55,300.19	\$21,687.31	\$242,552.00	\$31,457.84	\$0.00	\$4,252.12	\$635,679.47	
TOTAL	\$174,158.79	\$94,435.34	\$11,835.88	\$55,300.19	\$21,687.31	\$242,552.00	\$31,457.84	\$0.00	\$4,252.12	\$635,679.47	
16 CIRCUIT											
MARION	\$443,163.67	\$285,933.02	\$30,501.50	\$195,279.05	\$45,378.94	\$170,427.19	\$12,478.11	\$11,614.73	\$39,983.97	\$1,234,760.18	
TOTAL	\$443,163.67	\$285,933.02	\$30,501.50	\$195,279.05	\$45,378.94	\$170,427.19	\$12,478.11	\$11,614.73	\$39,983.97	\$1,234,760.18	

**WEST VIRGINIA PUBLIC DEFENDER SERVICES
 APPOINTED COUNSEL FEES BY CASE TYPE
 FISCAL YEAR 2010**

CIRCUIT	FELONY	MISD	MENTAL HYGIENE	JUVENILE	PAROLE		TERM ABUSE	HABEAS SUP. CT.	MUNICIPAL COURT CHARGES	OTHER	TOTAL FEE
					PROBAT REV	REV					
17 CIRCUIT											
MONONGALIA	\$522,935.77	\$353,787.82	\$40,173.53	\$144,816.10	\$32,633.17	\$192,565.11	\$44,082.33	\$5,781.45	\$27,210.46	\$1,363,985.74	
TOTAL	\$522,935.77	\$353,787.82	\$40,173.53	\$144,816.10	\$32,633.17	\$192,565.11	\$44,082.33	\$5,781.45	\$27,210.46	\$1,363,985.74	
18 CIRCUIT											
PRESTON	\$119,414.71	\$25,053.87	\$380.40	\$35,260.14	\$12,941.82	\$82,718.74	\$14,017.86	\$0.00	\$7,701.84	\$297,489.38	
TOTAL	\$119,414.71	\$25,053.87	\$380.40	\$35,260.14	\$12,941.82	\$82,718.74	\$14,017.86	\$0.00	\$7,701.84	\$297,489.38	
19 CIRCUIT											
BARBOUR	\$105,070.69	\$81,684.28	\$1,152.77	\$57,041.72	\$7,820.71	\$67,940.50	\$17,022.20	\$0.00	\$4,994.17	\$342,727.04	
TAYLOR	\$166,912.92	\$95,181.51	\$4,133.20	\$93,224.90	\$16,686.58	\$109,288.92	\$2,153.15	\$0.00	\$17,933.53	\$505,514.71	
TOTAL	\$271,983.61	\$176,865.79	\$5,285.97	\$150,266.62	\$24,507.29	\$177,229.42	\$19,175.35	\$0.00	\$22,927.70	\$848,241.75	
20 CIRCUIT											
RANDOLPH	\$250,414.03	\$166,451.92	\$4,521.65	\$198,571.52	\$15,225.10	\$140,210.03	\$7,441.50	\$48,567.11	\$9,119.30	\$840,522.16	
TOTAL	\$250,414.03	\$166,451.92	\$4,521.65	\$198,571.52	\$15,225.10	\$140,210.03	\$7,441.50	\$48,567.11	\$9,119.30	\$840,522.16	
21 CIRCUIT											
GRANT	\$73,743.47	\$37,819.87	\$2,531.86	\$12,591.40	\$9,821.07	\$34,742.00	\$0.00	\$0.00	\$6,527.86	\$177,777.53	
MINERAL	\$114,117.80	\$166,844.02	\$2,841.87	\$73,116.53	\$17,458.79	\$41,901.00	\$3,080.94	\$0.00	\$5,768.97	\$425,129.92	
TUCKER	\$29,008.84	\$15,663.56	\$711.16	\$6,378.10	\$2,111.00	\$14,384.50	\$535.77	\$0.00	\$4,752.65	\$73,545.58	
TOTAL	\$216,870.11	\$220,327.45	\$6,084.89	\$92,086.03	\$29,390.86	\$91,027.50	\$3,616.71	\$0.00	\$17,049.48	\$676,453.03	
22 CIRCUIT											
HAMPSHIRE	\$138,013.21	\$98,216.12	\$921.97	\$36,728.90	\$12,260.80	\$65,940.00	\$29,181.84	\$0.00	\$6,921.10	\$388,183.94	
HARDY	\$127,085.77	\$98,864.02	\$4,651.69	\$36,408.34	\$18,068.11	\$33,252.00	\$921.00	\$0.00	\$5,561.20	\$324,812.13	
PENDLETON	\$52,572.18	\$19,871.02	\$1,262.43	\$8,566.95	\$8,526.01	\$17,177.21	\$13,559.43	\$0.00	\$4,738.91	\$126,274.14	
TOTAL	\$317,671.16	\$216,951.16	\$6,836.09	\$81,704.19	\$38,854.92	\$116,369.21	\$43,662.27	\$0.00	\$17,221.21	\$839,270.21	
23 CIRCUIT											
BERKELEY	\$174,851.79	\$37,507.25	\$0.00	\$68,088.24	\$5,620.51	\$254,572.84	\$60,683.52	\$617.55	\$11,005.07	\$612,946.77	
JEFFERSON	\$104,917.34	\$14,759.60	\$0.00	\$22,278.87	\$4,845.79	\$118,683.00	\$10,807.84	\$0.00	\$1,498.05	\$277,790.49	
MORGAN	\$53,258.16	\$6,019.06	\$0.00	\$8,464.34	\$4,003.19	\$18,021.00	\$8,128.69	\$0.00	\$8,008.24	\$105,902.68	
TOTAL	\$333,027.29	\$58,285.91	\$0.00	\$98,831.45	\$14,469.49	\$391,276.84	\$79,620.05	\$617.55	\$20,511.36	\$996,639.94	
24 CIRCUIT											
WAYNE	\$205,501.50	\$37,115.59	\$42,066.75	\$39,706.09	\$15,270.69	\$208,429.10	\$19,849.52	\$1,851.50	\$12,763.14	\$582,553.88	
TOTAL	\$205,501.50	\$37,115.59	\$42,066.75	\$39,706.09	\$15,270.69	\$208,429.10	\$19,849.52	\$1,851.50	\$12,763.14	\$582,553.88	

**WEST VIRGINIA PUBLIC DEFENDER SERVICES
 APPOINTED COUNSEL FEES BY CASE TYPE
 FISCAL YEAR 2010**

CIRCUIT	FELONY	MISD	MENTAL HYGIENE	JUVENILE	PAROLE PROBAT REV	TERM ABUSE	HABEAS SUP. CT.	MUNICIPAL COURT CHARGES	OTHER	TOTAL FEE
25 CIRCUIT										
BOONE	\$164,138.37	\$34,178.74	\$0.00	\$78,207.90	\$31,436.35	\$106,888.00	\$2,993.92	\$0.00	\$3,456.04	\$421,299.32
LINCOLN	\$128,264.67	\$41,849.26	\$41,678.58	\$62,719.41	\$8,051.22	\$90,068.13	\$4,941.36	\$0.00	\$6,264.29	\$383,836.92
TOTAL	\$292,403.04	\$76,028.00	\$41,678.58	\$140,927.31	\$39,487.57	\$196,956.13	\$7,935.28	\$0.00	\$9,720.33	\$805,136.24
26 CIRCUIT										
LEWIS	\$99,725.09	\$57,316.43	\$84,718.53	\$22,525.98	\$15,217.21	\$114,318.00	\$9,134.49	\$0.00	\$6,789.44	\$409,745.17
UPSHUR	\$178,102.47	\$100,301.83	\$6,412.32	\$69,680.32	\$22,562.28	\$347,077.36	\$12,736.41	\$0.00	\$6,248.47	\$743,121.46
TOTAL	\$277,827.56	\$157,618.26	\$91,130.85	\$92,206.30	\$37,779.49	\$461,395.36	\$21,870.90	\$0.00	\$13,037.91	\$1,152,866.63
27 CIRCUIT										
WYOMING	\$447,553.37	\$279,681.49	\$1,277.16	\$37,973.14	\$2,471.64	\$242,481.50	\$806.74	\$0.00	\$2,443.90	\$1,014,688.94
TOTAL	\$447,553.37	\$279,681.49	\$1,277.16	\$37,973.14	\$2,471.64	\$242,481.50	\$806.74	\$0.00	\$2,443.90	\$1,014,688.94
28 CIRCUIT										
NICHOLAS	\$56,657.96	\$16,726.58	\$1,857.25	\$11,037.03	\$992.14	\$62,776.00	\$0.00	\$0.00	\$1,043.45	\$151,090.41
TOTAL	\$56,657.96	\$16,726.58	\$1,857.25	\$11,037.03	\$992.14	\$62,776.00	\$0.00	\$0.00	\$1,043.45	\$151,090.41
29 CIRCUIT										
PUTNAM	\$355,373.75	\$358,682.80	\$44,916.85	\$165,020.54	\$30,545.86	\$46,974.00	\$18,736.90	\$3,881.77	\$18,066.01	\$1,042,198.48
TOTAL	\$355,373.75	\$358,682.80	\$44,916.85	\$165,020.54	\$30,545.86	\$46,974.00	\$18,736.90	\$3,881.77	\$18,066.01	\$1,042,198.48
30 CIRCUIT										
MINGO	\$251,058.17	\$70,811.64	\$1,576.92	\$13,588.84	\$9,999.57	\$185,750.93	\$11,485.40	\$0.00	\$6,241.60	\$550,513.07
TOTAL	\$251,058.17	\$70,811.64	\$1,576.92	\$13,588.84	\$9,999.57	\$185,750.93	\$11,485.40	\$0.00	\$6,241.60	\$550,513.07
31 CIRCUIT										
MONROE	\$64,205.22	\$45,272.82	\$1,040.64	\$16,353.41	\$1,513.82	\$18,365.96	\$4,501.74	\$0.00	\$220.39	\$151,474.00
SUMMERS	\$104,368.92	\$28,073.15	\$1,036.94	\$25,632.38	\$2,031.72	\$34,998.00	\$2,308.00	\$0.00	\$1,060.81	\$199,509.92
TOTAL	\$168,574.14	\$73,345.97	\$2,077.58	\$41,985.79	\$3,545.54	\$53,363.96	\$6,809.74	\$0.00	\$1,281.20	\$350,983.92
STATE TOTAL	\$11,067,589.83	\$6,222,198.92	\$852,632.91	\$2,901,154.07	\$837,467.96	\$7,067,163.34	\$924,507.69	\$159,385.51	\$560,959.47	\$30,593,059.70

AC EXPENSES PAID BY CASE TYPE

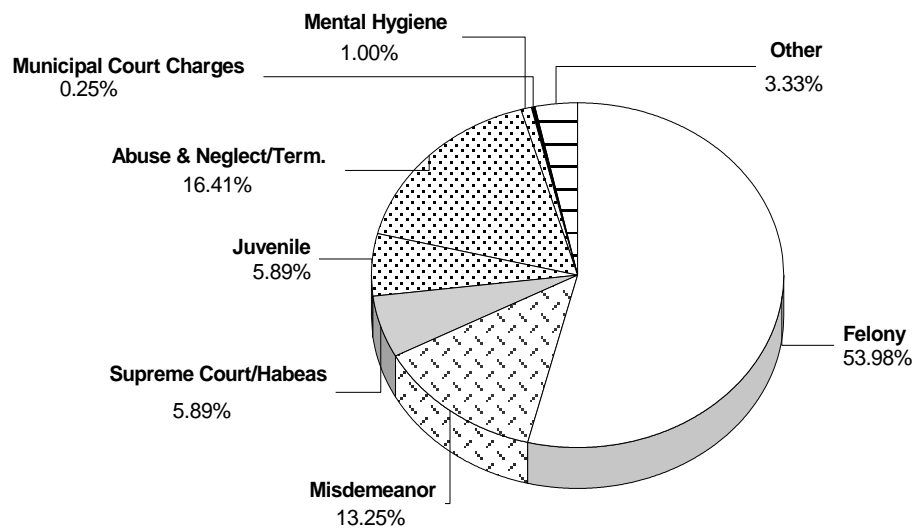
APPOINTED COUNSEL EXPENSES PAID IN FY 2010 INCLUDING DIRECT EXPENSES

Felony	\$1,476,275.72
Misdemeanor	\$362,343.78
Supreme Court/Habeas	\$161,019.54
Juvenile	\$161,173.73
Abuse & Neglect/Term.	\$448,663.94
Mental Hygiene	\$27,294.55
Municipal Court Charges	\$6,869.35
Other	\$91,043.47

Parole/Probation Rev., Mag. Ct. Appeal,
 Mandamus/Prohibition, Extradition,
 Contempt, Fugitive, Other

TOTAL EXPENSES PAID **\$2,734,684.08**

APPOINTED COUNSEL EXPENSES PAID FY 2010 BY CASE TYPE



**WEST VIRGINIA PUBLIC DEFENDER SERVICES
 APPOINTED COUNSEL EXPENSES BY CASE TYPE
 FISCAL YEAR 2010**

CIRCUIT	FELONY	MISD	MENTAL HYGIENE	JUVENILE	PAROLE		TERM ABUSE	HABEAS SUP. CT.	MUNICIPAL COURT CHARGES	OTHER	TOTAL EXPENSES
					PROBAT REV	ABUSE					
01	CIRCUIT	\$144,500.85	\$317.05	\$1,902.07	\$1,559.14	\$25,108.11	\$4,067.61	\$116.34	\$1,478.73	\$189,730.41	
02	CIRCUIT	\$4,045.03	\$4,658.68	\$1,055.34	\$226.62	\$5,662.01	\$1,156.69	\$0.61	\$790.61	\$18,048.18	
03	CIRCUIT	\$47,249.92	\$459.46	\$6,997.65	\$3,278.83	\$32,330.71	\$8,073.33	\$1.20	\$796.99	\$118,519.44	
04	CIRCUIT	\$166,784.05	\$2,744.68	\$17,494.29	\$6,236.15	\$45,864.85	\$16,054.50	\$0.00	\$6,211.15	\$368,469.24	
05	CIRCUIT	\$73,670.18	\$237.93	\$5,929.76	\$4,168.47	\$13,806.27	\$2,559.37	\$0.00	\$1,672.70	\$119,386.73	
06	CIRCUIT	\$65,416.74	\$764.77	\$1,513.84	\$949.65	\$7,064.84	\$27,729.83	\$82.00	\$1,681.64	\$107,066.19	
07	CIRCUIT	\$29,602.18	\$0.00	\$871.63	\$1,616.30	\$2,219.85	\$194.84	\$0.00	\$181.64	\$40,199.24	
08	CIRCUIT	\$47,741.07	\$3.20	\$548.45	\$195.36	\$6,489.67	\$6,223.15	\$0.00	\$172.01	\$63,700.94	
09	CIRCUIT	\$144,261.48	\$7,054.34	\$5,553.40	\$6,249.19	\$50,717.73	\$33,411.32	\$940.53	\$1,750.27	\$280,075.07	
10	CIRCUIT	\$32,018.05	\$21.01	\$3,917.39	\$1,828.99	\$26,110.83	\$1,577.01	\$0.00	\$651.17	\$75,408.55	
11	CIRCUIT	\$8,088.75	\$8.90	\$0.00	\$1,643.82	\$1,127.90	\$1,068.38	\$2.48	\$205.38	\$12,768.58	
12	CIRCUIT	\$4,129.56	\$0.00	\$490.27	\$198.51	\$5,741.48	\$963.74	\$95.87	\$43.44	\$12,301.32	
13	CIRCUIT	\$51,536.71	\$0.00	\$12,434.58	\$676.74	\$25,926.84	\$5,280.46	\$1,993.09	\$1,350.80	\$112,002.10	
14	CIRCUIT	\$59,895.74	\$715.00	\$21,579.28	\$3,722.85	\$33,407.53	\$4,239.65	\$11.57	\$2,981.96	\$155,265.12	
15	CIRCUIT	\$14,424.56	\$295.77	\$2,208.15	\$586.91	\$15,690.52	\$4,749.38	\$0.00	\$267.33	\$42,700.27	
16	CIRCUIT	\$41,173.09	\$129.84	\$2,592.01	\$949.06	\$14,085.97	\$1,358.86	\$199.33	\$1,369.85	\$68,502.84	
17	CIRCUIT	\$63,013.87	\$115.62	\$5,577.37	\$652.13	\$6,417.06	\$11,941.77	\$88.89	\$766.95	\$96,301.56	
18	CIRCUIT	\$48,237.32	\$5.63	\$1,660.49	\$882.56	\$6,174.04	\$1,886.65	\$0.00	\$460.24	\$60,793.56	
19	CIRCUIT	\$9,938.61	\$69.96	\$4,294.98	\$461.51	\$5,802.43	\$1,295.65	\$0.00	\$622.09	\$28,782.55	
20	CIRCUIT	\$13,897.40	\$75.54	\$2,941.93	\$463.39	\$3,504.29	\$1,513.35	\$3,238.08	\$1,073.14	\$34,754.22	
21	CIRCUIT	\$16,759.34	\$73.79	\$2,783.80	\$1,431.49	\$7,546.80	\$4,444.62	\$0.00	\$3,733.04	\$40,977.62	
22	CIRCUIT	\$68,503.44	\$58.74	\$12,356.46	\$5,208.51	\$6,739.70	\$3,485.54	\$0.00	\$141.05	\$104,541.29	
23	CIRCUIT	\$88,119.10	\$0.00	\$18,176.01	\$3,143.19	\$41,612.22	\$9,764.55	\$16.67	\$3,208.16	\$166,645.62	
24	CIRCUIT	\$16,751.88	\$0.00	\$2,171.48	\$1,549.78	\$9,172.17	\$987.59	\$23.54	\$958.82	\$33,881.74	
25	CIRCUIT	\$39,393.91	\$1,559.89	\$2,986.20	\$1,690.70	\$4,421.69	\$1,543.68	\$0.00	\$865.95	\$54,799.56	
26	CIRCUIT	\$20,999.60	\$6,601.24	\$6,312.78	\$2,633.34	\$7,585.84	\$2,073.45	\$0.00	\$903.61	\$54,391.08	
27	CIRCUIT	\$89,122.04	\$25.70	\$2,582.81	\$469.93	\$15,447.76	\$676.80	\$0.00	\$439.09	\$136,327.33	
28	CIRCUIT	\$6,322.62	\$7.68	\$540.65	\$17.67	\$2,501.54	\$0.00	\$0.00	\$187.32	\$10,840.13	
29	CIRCUIT	\$33,312.09	\$1,114.31	\$10,270.94	\$1,118.31	\$11,305.27	\$1,309.70	\$59.15	\$1,766.78	\$78,294.34	
30	CIRCUIT	\$13,106.58	\$0.00	\$0.00	\$278.61	\$3,340.05	\$560.98	\$0.00	\$44.66	\$18,787.19	
31	CIRCUIT	\$14,259.96	\$175.82	\$3,429.72	\$92.69	\$5,737.97	\$827.09	\$0.00	\$86.50	\$30,422.07	
STATE TOTAL		\$1,476,275.72	\$27,294.55	\$161,173.73	\$54,180.40	\$448,663.94	\$161,019.54	\$6,869.35	\$36,863.07	\$2,734,684.08	

**WEST VIRGINIA PUBLIC DEFENDER SERVICES
 APPOINTED COUNSEL EXPENSES BY CASE TYPE
 FISCAL YEAR 2010**

CIRCUIT	FELONY	MISD	MENTAL HYGIENE	JUVENILE	PAROLE PROBAT REV	TERM ABUSE	HABEAS SUP. CT.	MUNICIPAL COURT CHARGES	OTHER	TOTAL EXPENSES
01 CIRCUIT										
BROOKE	15,340.28	4,377.04	189.14	807.63	725.34	9,855.24	0.00	0.00	208.18	31,502.85
HANCOCK	66,188.99	2,529.47	85.74	439.86	406.13	8,855.79	47.70	0.00	695.31	79,248.99
OHIO	62,971.58	3,774.00	42.17	654.58	427.67	6,397.08	4,019.91	116.34	575.24	78,978.57
TOTAL	\$144,500.85	\$10,680.51	\$317.05	\$1,902.07	\$1,559.14	\$25,108.11	\$4,067.61	\$116.34	\$1,478.73	\$189,730.41
02 CIRCUIT										
MARSHALL	753.43	301.40	729.91	400.72	44.06	1,451.09	640.34	0.61	639.74	4,961.30
TYLER	1,220.92	39.16	338.38	194.99	0.00	639.47	33.82	0.00	115.16	2,581.90
WETZEL	2,070.68	112.03	3,590.39	459.63	182.56	3,571.45	482.53	0.00	35.71	10,504.98
TOTAL	\$4,045.03	\$452.59	\$4,658.68	\$1,055.34	\$226.62	\$5,662.01	\$1,156.69	\$0.61	\$790.61	\$18,048.18
03 CIRCUIT										
DODDRIDGE	13,460.27	5,409.86	306.72	3,158.40	2,861.00	13,126.48	572.55	0.00	503.74	39,399.02
PLEASANTS	21,784.72	4,097.66	144.66	1,548.36	147.44	4,565.04	4,415.95	0.00	180.02	36,883.85
RITCHIE	12,004.93	9,823.83	8.08	2,290.89	270.39	14,639.19	3,084.83	1.20	113.23	42,236.57
TOTAL	\$47,249.92	\$19,331.35	\$459.46	\$6,997.65	\$3,278.83	\$32,330.71	\$8,073.33	\$1.20	\$796.99	\$118,519.44
04 CIRCUIT										
WIRT	8,869.62	4,268.30	34.44	2,173.71	72.71	1,684.27	345.40	0.00	133.92	17,582.37
WOOD	157,914.43	102,811.27	2,710.24	15,320.58	6,163.44	44,180.58	15,709.10	0.00	6,077.23	350,886.87
TOTAL	\$166,784.05	\$107,079.57	\$2,744.68	\$17,494.29	\$6,236.15	\$45,864.85	\$16,054.50	\$0.00	\$6,211.15	\$368,469.24
05 CIRCUIT										
CALHOUN	5,388.99	466.85	5.00	0.00	0.00	3,299.32	0.00	0.00	88.80	9,248.96
JACKSON	23,134.09	4,927.07	123.94	1,982.79	2,795.01	6,110.60	1,087.29	0.00	397.37	40,558.16
MASON	24,697.81	7,272.44	108.99	1,724.01	1,181.84	1,354.30	928.35	0.00	551.63	37,819.37
ROANE	20,449.29	4,675.69	0.00	2,222.96	191.62	3,042.05	543.73	0.00	634.90	31,760.24
TOTAL	\$73,670.18	\$17,342.05	\$237.93	\$5,929.76	\$4,168.47	\$13,806.27	\$2,559.37	\$0.00	\$1,672.70	\$119,386.73
06 CIRCUIT										
CABELL	65,416.74	1,862.88	764.77	1,513.84	949.65	7,064.84	27,729.83	82.00	1,681.64	107,066.19
TOTAL	\$65,416.74	\$1,862.88	\$764.77	\$1,513.84	\$949.65	\$7,064.84	\$27,729.83	\$82.00	\$1,681.64	\$107,066.19
07 CIRCUIT										
LOGAN	29,602.18	5,512.80	0.00	871.63	1,616.30	2,219.85	194.84	0.00	181.64	40,199.24
TOTAL	\$29,602.18	\$5,512.80	\$0.00	\$871.63	\$1,616.30	\$2,219.85	\$194.84	\$0.00	\$181.64	\$40,199.24

**WEST VIRGINIA PUBLIC DEFENDER SERVICES
 APPOINTED COUNSEL EXPENSES BY CASE TYPE
 FISCAL YEAR 2010**

CIRCUIT	FELONY	MISD	MENTAL HYGIENE	JUVENILE	PAROLE PROBATION REV	TERM ABUSE	HABEAS SUP. CT.	MUNICIPAL COURT CHARGES	OTHER	TOTAL EXPENSES
08 CIRCUIT										
MCDOWELL	47,741.07	2,328.03	3.20	548.45	195.36	6,489.67	6,223.15	0.00	172.01	63,700.94
TOTAL	\$47,741.07	\$2,328.03	\$3.20	\$548.45	\$195.36	\$6,489.67	\$6,223.15	\$0.00	\$172.01	\$63,700.94
09 CIRCUIT										
MERCER	144,261.48	30,136.81	7,054.34	5,553.40	6,249.19	50,717.73	33,411.32	940.53	1,750.27	280,075.07
TOTAL	\$144,261.48	\$30,136.81	\$7,054.34	\$5,553.40	\$6,249.19	\$50,717.73	\$33,411.32	\$940.53	\$1,750.27	\$280,075.07
10 CIRCUIT										
RALEIGH	32,018.05	9,284.10	21.01	3,917.39	1,828.99	26,110.83	1,577.01	0.00	651.17	75,408.55
TOTAL	\$32,018.05	\$9,284.10	\$21.01	\$3,917.39	\$1,828.99	\$26,110.83	\$1,577.01	\$0.00	\$651.17	\$75,408.55
11 CIRCUIT										
GREENBRIER	2,935.72	67.14	0.00	0.00	1,241.74	255.16	409.46	2.48	22.25	4,933.95
POCAHONTAS	5,153.03	555.83	8.90	0.00	402.08	872.74	658.92	0.00	183.13	7,834.63
TOTAL	\$8,088.75	\$622.97	\$8.90	\$0.00	\$1,643.82	\$1,127.90	\$1,068.38	\$2.48	\$205.38	\$12,768.58
12 CIRCUIT										
FAYETTE	4,129.56	638.45	0.00	490.27	198.51	5,741.48	963.74	95.87	43.44	12,301.32
TOTAL	\$4,129.56	\$638.45	\$0.00	\$490.27	\$198.51	\$5,741.48	\$963.74	\$95.87	\$43.44	\$12,301.32
13 CIRCUIT										
KANAWHA	51,536.71	12,802.88	0.00	12,434.58	676.74	25,926.84	5,280.46	1,993.09	1,350.80	112,002.10
TOTAL	\$51,536.71	\$12,802.88	\$0.00	\$12,434.58	\$676.74	\$25,926.84	\$5,280.46	\$1,993.09	\$1,350.80	\$112,002.10
14 CIRCUIT										
BRAXTON	29,374.39	9,903.24	70.89	11,732.17	2,005.27	7,521.81	664.40	11.57	1,556.25	62,839.99
CLAY	13,195.76	7,167.41	130.54	2,744.17	859.04	8,709.03	1,046.64	0.00	302.84	34,155.43
GILMER	10,153.34	5,773.70	290.56	1,946.44	467.03	6,356.27	0.00	0.00	931.49	25,918.83
WEBSTER	7,172.25	5,867.19	223.01	5,156.50	391.51	10,820.42	2,528.61	0.00	191.38	32,350.87
TOTAL	\$59,895.74	\$28,711.54	\$715.00	\$21,579.28	\$3,722.85	\$33,407.53	\$4,239.65	\$11.57	\$2,981.96	\$155,265.12
15 CIRCUIT										
HARRISON	14,424.56	4,477.65	295.77	2,208.15	586.91	15,690.52	4,749.38	0.00	267.33	42,700.27
TOTAL	\$14,424.56	\$4,477.65	\$295.77	\$2,208.15	\$586.91	\$15,690.52	\$4,749.38	\$0.00	\$267.33	\$42,700.27
16 CIRCUIT										
MARION	41,173.09	6,644.83	129.84	2,592.01	949.06	14,085.97	1,358.86	199.33	1,369.85	68,502.84
TOTAL	\$41,173.09	\$6,644.83	\$129.84	\$2,592.01	\$949.06	\$14,085.97	\$1,358.86	\$199.33	\$1,369.85	\$68,502.84

**WEST VIRGINIA PUBLIC DEFENDER SERVICES
 APPOINTED COUNSEL EXPENSES BY CASE TYPE
 FISCAL YEAR 2010**

CIRCUIT	FELONY	MISD	MENTAL HYGIENE	JUVENILE	PAROLE		TERM ABUSE	HABEAS SUP. CT.	MUNICIPAL		TOTAL EXPENSES
					PROBAT REV	OTHER			COURT CHARGES	OTHER	
17 CIRCUIT											
MONONGALIA	63,013.87	7,727.90	115.62	5,577.37	652.13	6,417.06	11,941.77	88.89	766.95	96,301.56	
TOTAL	\$63,013.87	\$7,727.90	\$115.62	\$5,577.37	\$652.13	\$6,417.06	\$11,941.77	\$88.89	\$766.95	\$96,301.56	
18 CIRCUIT											
PRESTON	48,237.32	1,486.63	5.63	1,660.49	882.56	6,174.04	1,886.65	0.00	460.24	60,793.56	
TOTAL	\$48,237.32	\$1,486.63	\$5.63	\$1,660.49	\$882.56	\$6,174.04	\$1,886.65	\$0.00	\$460.24	\$60,793.56	
19 CIRCUIT											
BARBOUR	1,878.46	1,850.15	14.87	1,436.18	102.36	2,458.27	1,231.13	0.00	104.86	9,076.28	
TAYLOR	8,060.15	4,447.17	55.09	2,858.80	359.15	3,344.16	64.52	0.00	517.23	19,706.27	
TOTAL	\$9,938.61	\$6,297.32	\$69.96	\$4,294.98	\$461.51	\$5,802.43	\$1,295.65	\$0.00	\$622.09	\$28,782.55	
20 CIRCUIT											
RANDOLPH	13,897.40	8,047.10	75.54	2,941.93	463.39	3,504.29	1,513.35	3,238.08	1,073.14	34,754.22	
TOTAL	\$13,897.40	\$8,047.10	\$75.54	\$2,941.93	\$463.39	\$3,504.29	\$1,513.35	\$3,238.08	\$1,073.14	\$34,754.22	
21 CIRCUIT											
GRANT	5,259.33	288.60	0.00	101.73	399.57	4,691.01	0.00	0.00	1,003.58	11,743.82	
MINERAL	7,674.19	2,584.25	3.12	2,061.13	768.22	1,949.66	4,402.22	0.00	300.01	19,742.80	
TUCKER	3,825.82	1,331.89	70.67	620.94	263.70	906.13	42.40	0.00	2,429.45	9,491.00	
TOTAL	\$16,759.34	\$4,204.74	\$73.79	\$2,783.80	\$1,431.49	\$7,546.80	\$4,444.62	\$0.00	\$3,733.04	\$40,977.62	
22 CIRCUIT											
HAMPSHIRE	36,009.46	4,249.67	0.00	5,604.18	404.70	1,182.77	1,201.41	0.00	39.97	48,692.16	
HARDY	19,792.67	2,684.80	30.26	5,007.89	3,784.90	5,093.47	0.00	0.00	65.44	36,459.43	
PENDLETON	12,701.31	1,113.38	28.48	1,744.39	1,018.91	463.46	2,284.13	0.00	35.64	19,389.70	
TOTAL	\$68,503.44	\$8,047.85	\$58.74	\$12,356.46	\$5,208.51	\$6,739.70	\$3,485.54	\$0.00	\$141.05	\$104,541.29	
23 CIRCUIT											
BERKELEY	49,672.53	1,114.46	0.00	16,372.25	141.09	27,822.82	4,363.82	16.67	2,461.90	101,965.54	
JEFFERSON	29,430.69	925.40	0.00	1,320.44	524.38	12,509.77	3,898.56	0.00	258.31	48,567.55	
MORGAN	9,315.88	565.86	0.00	483.32	2,477.72	1,279.63	1,502.17	0.00	487.95	16,112.53	
TOTAL	\$88,119.10	\$2,605.72	\$0.00	\$18,176.01	\$3,143.19	\$41,612.22	\$9,764.55	\$16.67	\$3,208.16	\$166,645.62	
24 CIRCUIT											
WAYNE	16,751.88	2,266.48	0.00	2,171.48	1,549.78	9,172.17	987.59	23.54	958.82	33,881.74	
TOTAL	\$16,751.88	\$2,266.48	\$0.00	\$2,171.48	\$1,549.78	\$9,172.17	\$987.59	\$23.54	\$958.82	\$33,881.74	

**WEST VIRGINIA PUBLIC DEFENDER SERVICES
 APPOINTED COUNSEL EXPENSES BY CASE TYPE
 FISCAL YEAR 2010**

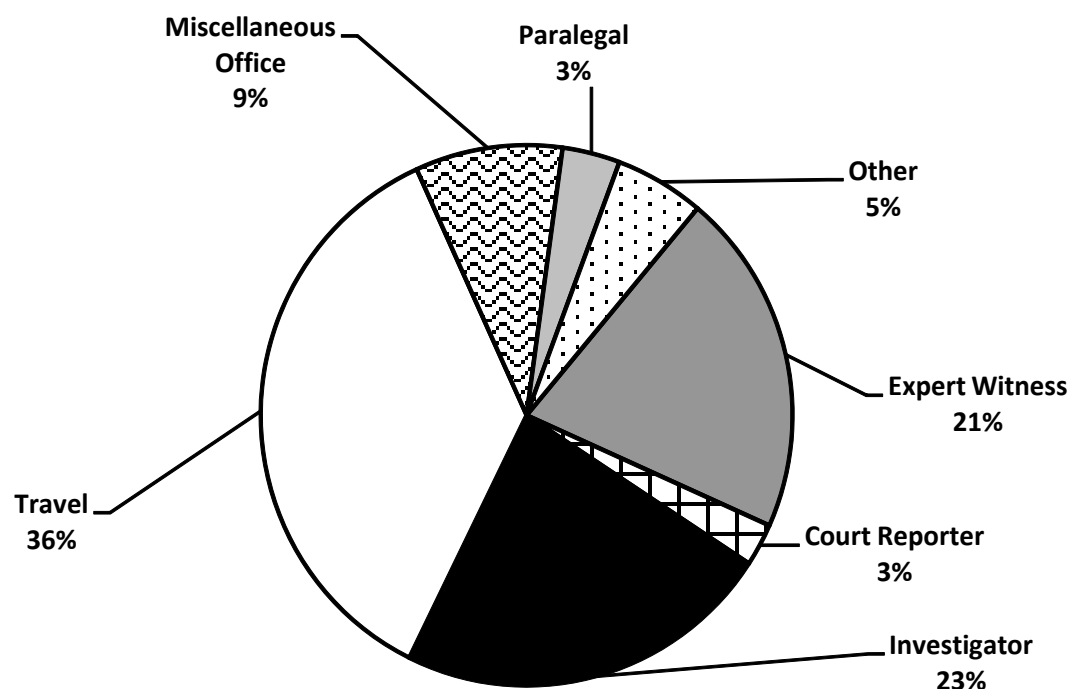
CIRCUIT	FELONY	MISD	MENTAL HYGIENE	JUVENILE	PAROLE			TERM ABUSE	HABEAS SUP. CT.	MUNICIPAL COURT CHARGES	OTHER	TOTAL EXPENSES
					PROBAT REV	ABUSE	HABEAS SUP. CT.					
25 CIRCUIT												
BOONE	33,342.17	517.28	0.00	549.41	1,117.13	946.90	0.00	610.85	37,083.74			
LINCOLN	6,051.74	1,820.26	1,559.89	2,436.79	573.57	3,474.79	1,543.68	255.10	17,715.82			
TOTAL	\$39,393.91	\$2,337.54	\$1,559.89	\$2,986.20	\$1,690.70	\$4,421.69	\$1,543.68	\$865.95	\$54,799.56			
26 CIRCUIT												
LEWIS	7,782.12	4,271.37	6,118.13	1,470.67	1,754.53	1,110.04	1,091.99	517.73	24,116.58			
UPSHUR	13,217.48	3,009.85	483.11	4,842.11	878.81	6,475.80	981.46	385.88	30,274.50			
TOTAL	\$20,999.60	\$7,281.22	\$6,601.24	\$6,312.78	\$2,633.34	\$7,585.84	\$2,073.45	\$903.61	\$54,391.08			
27 CIRCUIT												
WYOMING	89,122.04	27,563.20	25.70	2,582.81	469.93	15,447.76	676.80	439.09	136,327.33			
TOTAL	\$89,122.04	\$27,563.20	\$25.70	\$2,582.81	\$469.93	\$15,447.76	\$676.80	\$439.09	\$136,327.33			
28 CIRCUIT												
NICHOLAS	6,322.62	1,262.65	7.68	540.65	17.67	2,501.54	0.00	187.32	10,840.13			
TOTAL	\$6,322.62	\$1,262.65	\$7.68	\$540.65	\$17.67	\$2,501.54	\$0.00	\$187.32	\$10,840.13			
29 CIRCUIT												
PUTNAM	33,312.09	18,037.79	1,114.31	10,270.94	1,118.31	11,305.27	1,309.70	1,766.78	78,294.34			
TOTAL	\$33,312.09	\$18,037.79	\$1,114.31	\$10,270.94	\$1,118.31	\$11,305.27	\$1,309.70	\$1,766.78	\$78,294.34			
30 CIRCUIT												
MINGO	13,106.58	1,456.31	0.00	0.00	278.61	3,340.05	560.98	44.66	18,787.19			
TOTAL	\$13,106.58	\$1,456.31	\$0.00	\$0.00	\$278.61	\$3,340.05	\$560.98	\$44.66	\$18,787.19			
31 CIRCUIT												
MONROE	6,768.90	4,375.13	106.36	1,991.73	4.20	3,001.13	225.71	1.74	16,474.90			
SUMMERS	7,491.06	1,437.19	69.46	1,437.99	88.49	2,736.84	601.38	84.76	13,947.17			
TOTAL	\$14,259.96	\$5,812.32	\$175.82	\$3,429.72	\$92.69	\$5,737.97	\$827.09	\$84.76	\$30,422.07			
TOTAL	\$1,476,275.72	\$362,343.78	\$27,294.55	\$161,173.73	\$54,180.40	\$448,663.94	\$161,019.54	\$6,869.35	\$2,734,684.08			

AC EXPENSES PAID BY CATEGORY

Appointed Counsel Expenses by Category for FY 2010

Expert Witness	\$562,790.19
Court Reporter	\$69,779.22
Investigator	\$629,911.05
Travel	\$982,852.91
Miscellaneous Office	\$244,772.97
Paralegal	\$96,051.74
Other	\$148,526.00
Total Expenses	\$2,734,684.08

APPOINTED COUNSEL EXPENSES BY CATEGORY FOR FY 2010



**WEST VIRGINIA PUBLIC DEFENDER SERVICES
 TOTAL EXPENSES BY CATEGORY
 FISCAL YEAR 2010**

CIRCUIT COUNTY	EXPERT WITNESS	COURT REPORTER	INVESTIGATOR	TRAVEL	MISC OFFICE	PARALEGAL	OTHER	EXPENSE TOTAL
01	CIRCUIT	\$69,801.81	\$9,055.43	\$29,305.68	\$46,370.78	\$18,707.78	\$3,384.85	\$189,730.41
02	CIRCUIT	\$0.00	\$851.90	\$375.00	\$14,696.41	\$2,030.09	\$94.78	\$18,048.18
03	CIRCUIT	\$5,390.19	\$1,894.10	\$53,709.49	\$47,417.90	\$5,372.23	\$2,968.24	\$118,519.44
04	CIRCUIT	\$26,228.60	\$2,738.70	\$208,209.64	\$80,080.30	\$26,695.36	\$7,894.70	\$368,469.24
05	CIRCUIT	\$11,792.66	\$3,721.10	\$5,317.45	\$77,117.35	\$15,493.10	\$1,412.26	\$119,386.73
06	CIRCUIT	\$24,434.56	\$6,503.53	\$41,450.11	\$11,860.70	\$7,058.96	\$6,037.60	\$107,065.68
07	CIRCUIT	\$3,989.37	\$8,327.30	\$11,392.17	\$7,299.12	\$4,926.71	\$2,222.13	\$40,199.24
08	CIRCUIT	\$16,861.57	\$4,806.10	\$6,553.49	\$17,904.88	\$2,725.73	\$4,860.00	\$63,700.94
09	CIRCUIT	\$75,500.50	\$3,706.98	\$39,326.17	\$110,793.23	\$17,370.66	\$8,163.50	\$280,075.07
10	CIRCUIT	\$15,755.96	\$468.25	\$24,149.88	\$22,842.25	\$4,879.09	\$3,183.65	\$75,408.55
11	CIRCUIT	\$2,493.75	\$111.25	\$0.00	\$9,292.20	\$749.18	\$46.00	\$12,768.58
12	CIRCUIT	\$903.50	\$920.15	\$0.00	\$7,876.02	\$2,163.75	\$0.00	\$12,301.32
13	CIRCUIT	\$13,059.60	\$2,175.40	\$31,745.67	\$37,434.52	\$18,051.28	\$3,591.65	\$112,002.61
14	CIRCUIT	\$305.76	\$1,658.88	\$5,334.72	\$138,362.22	\$9,019.52	\$258.00	\$155,265.12
15	CIRCUIT	\$2,206.25	\$1,164.25	\$6,340.61	\$14,306.11	\$9,099.63	\$1,533.00	\$42,713.90
16	CIRCUIT	\$19,070.73	\$2,357.10	\$18,310.23	\$16,698.55	\$9,636.39	\$34.00	\$68,502.84
17	CIRCUIT	\$29,751.21	\$1,270.49	\$23,188.81	\$21,941.28	\$14,364.09	\$510.00	\$96,301.56
18	CIRCUIT	\$26,980.49	\$1,536.48	\$7,782.08	\$17,289.69	\$3,847.36	\$400.00	\$60,793.56
19	CIRCUIT	\$381.25	\$1,978.90	\$0.00	\$16,040.50	\$9,565.55	\$478.75	\$28,782.55
20	CIRCUIT	\$0.00	\$932.64	\$196.82	\$14,108.97	\$9,040.93	\$6,142.85	\$34,754.22
21	CIRCUIT	\$16,685.56	\$276.25	\$1,844.95	\$12,514.43	\$5,172.04	\$1,462.00	\$40,977.62
22	CIRCUIT	\$75,191.30	\$47.35	\$370.33	\$18,109.21	\$6,989.83	\$932.00	\$104,541.29
23	CIRCUIT	\$104,203.18	\$8,346.09	\$9,039.87	\$25,463.72	\$10,878.31	\$5,008.60	\$166,645.62
24	CIRCUIT	\$0.00	\$323.40	\$1,021.77	\$18,039.31	\$2,904.91	\$11,337.85	\$33,881.74
25	CIRCUIT	\$3,059.75	\$581.08	\$19,318.45	\$19,000.57	\$3,564.60	\$0.00	\$54,799.56
26	CIRCUIT	\$3,106.08	\$5.00	\$2,564.24	\$43,277.39	\$5,244.33	\$13.92	\$54,391.08
27	CIRCUIT	\$2,956.59	\$543.90	\$73,575.87	\$33,925.82	\$5,028.87	\$19,467.00	\$136,327.33
28	CIRCUIT	\$0.00	\$23.10	\$411.90	\$8,439.76	\$1,362.34	\$146.00	\$10,826.50
29	CIRCUIT	\$10,667.47	\$2,709.47	\$4,450.65	\$37,252.81	\$8,990.86	\$4,356.41	\$78,294.34
30	CIRCUIT	\$0.00	\$0.00	\$4,625.00	\$12,971.49	\$1,190.70	\$0.00	\$18,787.19
31	CIRCUIT	\$2,012.50	\$744.65	\$0.00	\$24,125.42	\$2,648.79	\$112.00	\$30,422.07
STATE TOTAL		\$562,790.19	\$69,779.22	\$629,911.05	\$982,852.91	\$244,772.97	\$96,051.74	\$2,734,684.08

**WEST VIRGINIA PUBLIC DEFENDER SERVICES
 TOTAL EXPENSES BY CATEGORY
 FISCAL YEAR 2010**

CIRCUIT COUNTY	EXPERT WITNESS	COURT REPORTER	INVESTIGATOR	TRAVEL	MISC OFFICE	PARALEGAL	OTHER	EXPENSE TOTAL
01 CIRCUIT								
BROOKE	\$4,800.00	\$1,912.55	\$3,547.91	\$15,679.52	\$3,449.97	\$231.00	\$1,881.90	\$31,502.85
HANCOCK	\$35,047.50	\$2,514.85	\$13,199.10	\$17,735.99	\$6,145.11	\$890.10	\$3,716.34	\$79,248.99
OHIO	\$29,954.31	\$4,628.03	\$12,558.67	\$12,955.27	\$9,112.70	\$2,263.75	\$7,505.84	\$78,978.57
TOTAL	\$69,801.81	\$9,055.43	\$29,305.68	\$46,370.78	\$18,707.78	\$3,384.85	\$13,104.08	\$189,730.41
02 CIRCUIT								
MARSHALL	\$0.00	\$543.90	\$375.00	\$3,114.08	\$844.22	\$84.10	\$0.00	\$4,961.30
TYLER	\$0.00	\$308.00	\$0.00	\$2,232.63	\$41.27	\$0.00	\$0.00	\$2,581.90
WETZEL	\$0.00	\$0.00	\$0.00	\$9,349.70	\$1,144.60	\$10.68	\$0.00	\$10,504.98
TOTAL	\$0.00	\$851.90	\$375.00	\$14,696.41	\$2,030.09	\$94.78	\$0.00	\$18,048.18
03 CIRCUIT								
DODDRIDGE	\$0.00	\$979.40	\$12,641.73	\$21,108.22	\$2,069.87	\$1,336.04	\$1,263.76	\$39,399.02
PLEASANTS	\$4,103.19	\$304.60	\$19,041.55	\$11,167.39	\$895.39	\$1,003.70	\$368.03	\$36,883.85
RITCHIE	\$1,287.00	\$610.10	\$22,026.21	\$15,142.29	\$2,406.97	\$628.50	\$135.50	\$42,236.57
TOTAL	\$5,390.19	\$1,894.10	\$53,709.49	\$47,417.90	\$5,372.23	\$2,968.24	\$1,767.29	\$118,519.44
04 CIRCUIT								
WIRT	\$500.00	\$0.00	\$6,845.78	\$9,030.19	\$1,016.00	\$190.40	\$0.00	\$17,582.37
WOOD	\$25,728.60	\$2,738.70	\$201,363.86	\$71,050.11	\$25,679.36	\$7,704.30	\$16,621.94	\$350,886.87
TOTAL	\$26,228.60	\$2,738.70	\$208,209.64	\$80,080.30	\$26,695.36	\$7,894.70	\$16,621.94	\$368,469.24
05 CIRCUIT								
CALHOUN	\$0.00	\$94.00	\$237.50	\$8,602.44	\$295.02	\$20.00	\$0.00	\$9,248.96
JACKSON	\$3,882.80	\$2,076.90	\$1,119.54	\$26,524.01	\$5,129.26	\$200.00	\$1,625.65	\$40,558.16
MASON	\$6,334.86	\$244.30	\$2,994.48	\$17,962.21	\$7,603.96	\$0.00	\$2,679.56	\$37,819.37
ROANE	\$1,575.00	\$1,305.90	\$965.93	\$24,028.69	\$2,464.86	\$1,192.26	\$227.60	\$31,760.24
TOTAL	\$11,792.66	\$3,721.10	\$5,317.45	\$77,117.35	\$15,493.10	\$1,412.26	\$4,532.81	\$119,386.73
06 CIRCUIT								
CABELL	\$24,434.56	\$6,503.53	\$41,450.11	\$11,860.70	\$7,058.96	\$6,037.60	\$9,720.22	\$107,065.68
TOTAL	\$24,434.56	\$6,503.53	\$41,450.11	\$11,860.70	\$7,058.96	\$6,037.60	\$9,720.22	\$107,065.68
07 CIRCUIT								
LOGAN	\$3,989.37	\$8,327.30	\$11,392.17	\$7,299.12	\$4,926.71	\$2,222.13	\$2,042.44	\$40,199.24
TOTAL	\$3,989.37	\$8,327.30	\$11,392.17	\$7,299.12	\$4,926.71	\$2,222.13	\$2,042.44	\$40,199.24

**WEST VIRGINIA PUBLIC DEFENDER SERVICES
 TOTAL EXPENSES BY CATEGORY
 FISCAL YEAR 2010**

CIRCUIT COUNTY	EXPERT WITNESS	COURT REPORTER	INVESTIGATOR	TRAVEL	MISC OFFICE	PARALEGAL	OTHER	EXPENSE TOTAL
08 CIRCUIT								
MCDOWELL	\$16,861.57	\$4,806.10	\$6,553.49	\$17,904.88	\$2,725.73	\$4,860.00	\$9,989.17	\$63,700.94
TOTAL	\$16,861.57	\$4,806.10	\$6,553.49	\$17,904.88	\$2,725.73	\$4,860.00	\$9,989.17	\$63,700.94
09 CIRCUIT								
MERCER	\$75,500.50	\$3,706.98	\$39,326.17	\$110,793.23	\$17,370.66	\$8,163.50	\$25,214.03	\$280,075.07
TOTAL	\$75,500.50	\$3,706.98	\$39,326.17	\$110,793.23	\$17,370.66	\$8,163.50	\$25,214.03	\$280,075.07
10 CIRCUIT								
RALEIGH	\$15,755.96	\$468.25	\$24,149.88	\$22,842.25	\$4,879.09	\$3,183.65	\$4,129.47	\$75,408.55
TOTAL	\$15,755.96	\$468.25	\$24,149.88	\$22,842.25	\$4,879.09	\$3,183.65	\$4,129.47	\$75,408.55
11 CIRCUIT								
GREENBRIER	\$2,493.75	\$0.00	\$0.00	\$2,000.99	\$363.21	\$46.00	\$30.00	\$4,933.95
POCAHONTAS	\$0.00	\$111.25	\$0.00	\$7,291.21	\$385.97	\$0.00	\$46.20	\$7,834.63
TOTAL	\$2,493.75	\$111.25	\$0.00	\$9,292.20	\$749.18	\$46.00	\$76.20	\$12,768.58
12 CIRCUIT								
FAYETTE	\$903.50	\$920.15	\$0.00	\$7,876.02	\$2,163.75	\$0.00	\$437.90	\$12,301.32
TOTAL	\$903.50	\$920.15	\$0.00	\$7,876.02	\$2,163.75	\$0.00	\$437.90	\$12,301.32
13 CIRCUIT								
KANAWHA	\$13,059.60	\$2,175.40	\$31,745.67	\$37,434.52	\$18,051.28	\$3,591.65	\$5,944.49	\$112,002.61
TOTAL	\$13,059.60	\$2,175.40	\$31,745.67	\$37,434.52	\$18,051.28	\$3,591.65	\$5,944.49	\$112,002.61
14 CIRCUIT								
BRAXTON	\$0.00	\$187.90	\$0.00	\$60,587.25	\$2,008.84	\$0.00	\$56.00	\$62,839.99
CLAY	\$0.00	\$0.00	\$3,834.72	\$28,927.92	\$1,274.79	\$118.00	\$0.00	\$34,155.43
GILMER	\$0.00	\$375.55	\$1,500.00	\$23,066.47	\$799.31	\$0.00	\$177.50	\$25,918.83
WEBSTER	\$305.76	\$1,095.43	\$0.00	\$25,780.58	\$4,936.58	\$140.00	\$92.52	\$32,350.87
TOTAL	\$305.76	\$1,658.88	\$5,334.72	\$138,362.22	\$9,019.52	\$258.00	\$326.02	\$155,265.12
15 CIRCUIT								
HARRISON	\$2,206.25	\$1,164.25	\$6,340.61	\$14,306.11	\$9,099.63	\$1,533.00	\$8,064.05	\$42,713.90
TOTAL	\$2,206.25	\$1,164.25	\$6,340.61	\$14,306.11	\$9,099.63	\$1,533.00	\$8,064.05	\$42,713.90
16 CIRCUIT								
MARION	\$19,070.73	\$2,357.10	\$18,310.23	\$16,698.55	\$9,636.39	\$34.00	\$2,395.84	\$68,502.84
TOTAL	\$19,070.73	\$2,357.10	\$18,310.23	\$16,698.55	\$9,636.39	\$34.00	\$2,395.84	\$68,502.84

**WEST VIRGINIA PUBLIC DEFENDER SERVICES
 TOTAL EXPENSES BY CATEGORY
 FISCAL YEAR 2010**

CIRCUIT COUNTY	EXPERT WITNESS	COURT REPORTER	INVESTIGATOR	TRAVEL	MISC OFFICE	PARALEGAL	OTHER	EXPENSE TOTAL
17 CIRCUIT								
MONONGALIA	\$29,751.21	\$1,270.49	\$23,188.81	\$21,941.28	\$14,364.09	\$510.00	\$5,275.68	\$96,301.56
TOTAL	\$29,751.21	\$1,270.49	\$23,188.81	\$21,941.28	\$14,364.09	\$510.00	\$5,275.68	\$96,301.56
18 CIRCUIT								
PRESTON	\$26,980.49	\$1,536.48	\$7,782.08	\$17,289.69	\$3,847.36	\$400.00	\$2,957.46	\$60,793.56
TOTAL	\$26,980.49	\$1,536.48	\$7,782.08	\$17,289.69	\$3,847.36	\$400.00	\$2,957.46	\$60,793.56
19 CIRCUIT								
BARBOUR	\$381.25	\$0.00	\$0.00	\$3,352.31	\$4,551.97	\$478.75	\$312.00	\$9,076.28
TAYLOR	\$0.00	\$1,978.90	\$0.00	\$12,688.19	\$5,013.58	\$0.00	\$25.60	\$19,706.27
TOTAL	\$381.25	\$1,978.90	\$0.00	\$16,040.50	\$9,565.55	\$478.75	\$337.60	\$28,782.55
20 CIRCUIT								
RANDOLPH	\$0.00	\$932.64	\$196.82	\$14,108.97	\$9,040.93	\$6,142.85	\$4,332.01	\$34,754.22
TOTAL	\$0.00	\$932.64	\$196.82	\$14,108.97	\$9,040.93	\$6,142.85	\$4,332.01	\$34,754.22
21 CIRCUIT								
GRANT	\$4,993.00	\$255.25	\$0.00	\$3,217.65	\$717.12	\$0.00	\$2,560.80	\$11,743.82
MINERAL	\$9,592.15	\$21.00	\$1,844.95	\$4,458.64	\$3,436.01	\$62.00	\$328.05	\$19,742.80
TUCKER	\$2,100.41	\$0.00	\$0.00	\$4,838.14	\$1,018.91	\$1,400.00	\$133.54	\$9,491.00
TOTAL	\$16,685.56	\$276.25	\$1,844.95	\$12,514.43	\$5,172.04	\$1,462.00	\$3,022.39	\$40,977.62
22 CIRCUIT								
HAMPSHIRE	\$34,582.10	\$42.35	\$0.00	\$8,773.13	\$4,230.81	\$568.00	\$495.77	\$48,692.16
HARDY	\$29,230.45	\$5.00	\$370.33	\$4,063.70	\$2,021.79	\$364.00	\$404.16	\$36,459.43
PENDLETON	\$11,378.75	\$0.00	\$0.00	\$5,272.38	\$737.23	\$0.00	\$2,001.34	\$19,389.70
TOTAL	\$75,191.30	\$47.35	\$370.33	\$18,109.21	\$6,989.83	\$932.00	\$2,901.27	\$104,541.29
23 CIRCUIT								
BERKELEY	\$74,996.43	\$3,832.54	\$3,113.57	\$10,280.40	\$6,633.51	\$1,750.20	\$1,358.89	\$101,965.54
JEFFERSON	\$20,460.32	\$4,463.55	\$5,240.50	\$9,410.38	\$3,387.44	\$3,258.40	\$2,346.96	\$48,567.55
MORGAN	\$8,746.43	\$50.00	\$685.80	\$5,772.94	\$857.36	\$0.00	\$0.00	\$16,112.53
TOTAL	\$104,203.18	\$8,346.09	\$9,039.87	\$25,463.72	\$10,878.31	\$5,008.60	\$3,705.85	\$166,645.62
24 CIRCUIT								
WAYNE	\$0.00	\$323.40	\$1,021.77	\$18,039.31	\$2,904.91	\$11,337.85	\$254.50	\$33,881.74
TOTAL	\$0.00	\$323.40	\$1,021.77	\$18,039.31	\$2,904.91	\$11,337.85	\$254.50	\$33,881.74

**WEST VIRGINIA PUBLIC DEFENDER SERVICES
 TOTAL EXPENSES BY CATEGORY
 FISCAL YEAR 2010**

CIRCUIT COUNTY	EXPERT WITNESS	COURT REPORTER	INVESTIGATOR	TRAVEL	MISC OFFICE	PARALEGAL	OTHER	EXPENSE TOTAL
25 CIRCUIT								
BOONE	\$2,400.00	\$338.80	\$17,490.34	\$5,800.66	\$1,957.83	\$0.00	\$9,096.11	\$37,083.74
LINCOLN	\$659.75	\$242.28	\$1,828.11	\$13,199.91	\$1,606.77	\$0.00	\$179.00	\$17,715.82
TOTAL	\$3,059.75	\$581.08	\$19,318.45	\$19,000.57	\$3,564.60	\$0.00	\$9,275.11	\$54,799.56
26 CIRCUIT								
LEWIS	\$0.00	\$0.00	\$1,119.36	\$20,534.01	\$2,290.12	\$0.00	\$173.09	\$24,116.58
UPSHUR	\$3,106.08	\$5.00	\$1,444.88	\$22,743.38	\$2,954.21	\$13.92	\$7.03	\$30,274.50
TOTAL	\$3,106.08	\$5.00	\$2,564.24	\$43,277.39	\$5,244.33	\$13.92	\$180.12	\$54,391.08
27 CIRCUIT								
WYOMING	\$2,956.59	\$543.90	\$73,575.87	\$33,925.82	\$5,028.87	\$19,467.00	\$829.28	\$136,327.33
TOTAL	\$2,956.59	\$543.90	\$73,575.87	\$33,925.82	\$5,028.87	\$19,467.00	\$829.28	\$136,327.33
28 CIRCUIT								
NICHOLAS	\$0.00	\$23.10	\$411.90	\$8,439.76	\$1,362.34	\$146.00	\$443.40	\$10,826.50
TOTAL	\$0.00	\$23.10	\$411.90	\$8,439.76	\$1,362.34	\$146.00	\$443.40	\$10,826.50
29 CIRCUIT								
PUTNAM	\$10,667.47	\$2,709.47	\$4,450.65	\$37,252.81	\$8,990.86	\$4,356.41	\$9,866.67	\$78,294.34
TOTAL	\$10,667.47	\$2,709.47	\$4,450.65	\$37,252.81	\$8,990.86	\$4,356.41	\$9,866.67	\$78,294.34
30 CIRCUIT								
MINGO	\$0.00	\$0.00	\$4,625.00	\$12,971.49	\$1,190.70	\$0.00	\$0.00	\$18,787.19
TOTAL	\$0.00	\$0.00	\$4,625.00	\$12,971.49	\$1,190.70	\$0.00	\$0.00	\$18,787.19
31 CIRCUIT								
MONROE	\$1,200.00	\$0.00	\$0.00	\$13,526.16	\$1,102.52	\$0.00	\$646.22	\$16,474.90
SUMMERS	\$812.50	\$744.65	\$0.00	\$10,599.26	\$1,546.27	\$112.00	\$132.49	\$13,947.17
TOTAL	\$2,012.50	\$744.65	\$0.00	\$24,125.42	\$2,648.79	\$112.00	\$778.71	\$30,422.07
STATE TOTAL	\$562,790.19	\$69,779.22	\$629,911.05	\$982,852.91	\$244,772.97	\$96,051.74	\$148,526.00	\$2,734,684.08

AC DIRECT EXPENSE CLAIMS BY CASE TYPE

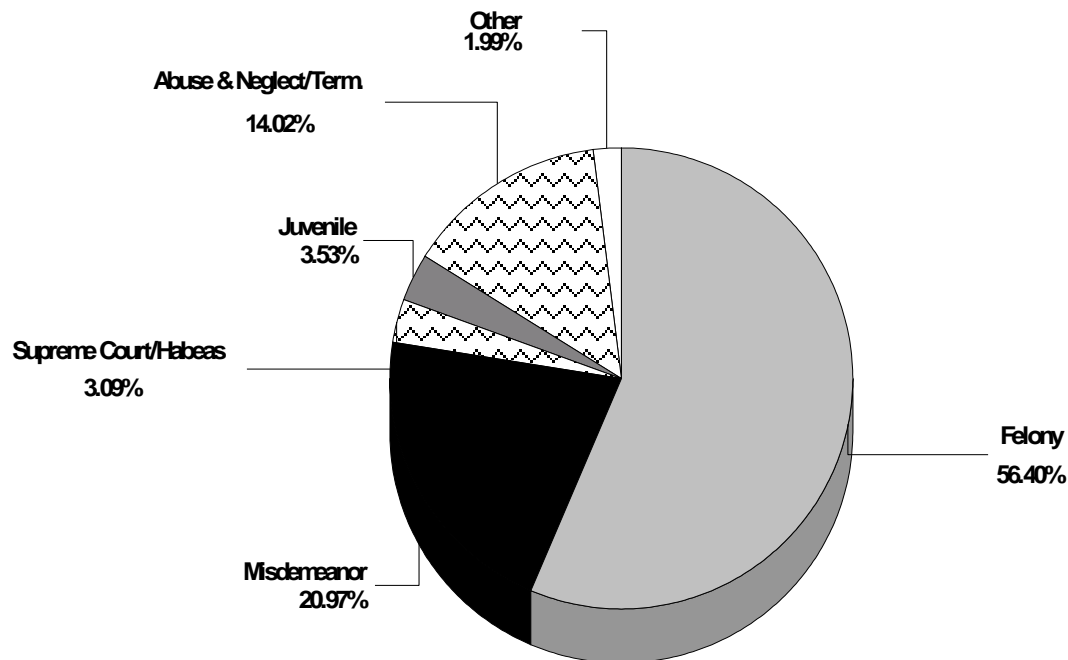
APPOINTED COUNSEL DIRECT EXPENSE CLAIMS PAID IN FY 2010

Felony	511
Misdemeanor	190
Supreme Court/Habeas	28
Juvenile	32
Abuse & Neglect/Term.	127
Other	18

Parole/Probation Rev., Mag. Ct. Appeal,
Mandamus/Prohibition, Extradition,
Contempt, Fugitive, Other

TOTAL CLAIMS PAID **906**

APPOINTED COUNSEL DIRECT EXPENSE CLAIMS BY CASE TYPE



**WEST VIRGINIA PUBLIC DEFENDER SERVICES
 TOTAL DIRECT EXPENSE CLAIMS PAID FY 2010**

CIRCUIT COUNTY	FELONY	MISD.	MENTAL HYGIENE	JUVENILE	PAROLE PROBAT REV	TERM ABUSE	HABEAS SUP. CT.	OTHER	TOTAL CLAIMS
01 CIRCUIT	32	1	0	0	0	7	1	1	42
02 CIRCUIT	0	0	0	1	0	1	0	0	2
03 CIRCUIT	14	8	0	1	1	10	1	0	35
04 CIRCUIT	183	143	0	8	3	29	6	2	374
05 CIRCUIT	8	0	0	0	0	0	0	0	8
06 CIRCUIT	6	0	0	0	0	0	0	0	6
07 CIRCUIT	5	0	0	0	0	0	0	0	5
08 CIRCUIT	10	0	0	0	0	1	0	0	11
09 CIRCUIT	19	2	0	0	0	9	4	0	34
10 CIRCUIT	10	9	0	1	0	12	0	1	33
11 CIRCUIT	1	0	0	0	1	0	0	0	2
13 CIRCUIT	24	0	0	5	0	10	4	0	43
14 CIRCUIT	2	0	0	1	0	0	1	0	4
15 CIRCUIT	4	0	0	0	0	4	1	0	9
16 CIRCUIT	6	0	0	0	0	5	0	0	11
17 CIRCUIT	15	0	0	2	0	0	2	0	19
18 CIRCUIT	11	0	0	0	0	2	0	0	13
19 CIRCUIT	1	0	0	0	0	2	0	0	3
20 CIRCUIT	1	0	0	0	0	0	0	0	1
21 CIRCUIT	4	0	0	1	0	2	2	3	12
22 CIRCUIT	26	1	0	7	3	2	1	0	40
23 CIRCUIT	42	0	0	3	1	22	3	1	72
24 CIRCUIT	1	0	0	0	0	0	0	0	1
25 CIRCUIT	14	0	0	0	0	0	1	0	15
26 CIRCUIT	2	1	0	1	0	1	0	0	5
27 CIRCUIT	55	25	0	1	1	5	1	0	88
29 CIRCUIT	6	0	0	0	0	0	0	0	6
30 CIRCUIT	6	0	0	0	0	2	0	0	8
31 CIRCUIT	3	0	0	0	0	1	0	0	4
STATE TOTAL	511	190	0	32	10	127	28	8	906

**WEST VIRGINIA PUBLIC DEFENDER SERVICES
 TOTAL DIRECT EXPENSE CLAIMS PAID FY 2010**

CIRCUIT COUNTY	FELONY	MISD.	MENTAL HYGIENE	JUVENILE	PAROLE PROBAT REV	TERM ABUSE	HABEAS SUP. CT.	OTHER	TOTAL CLAIMS
01 CIRCUIT									
BROOKE	5	1	0	0	0	4	0	0	10
HANCOCK	9	0	0	0	0	1	0	1	11
OHIO	18	0	0	0	0	2	1	0	21
TOTAL	32	1	0	0	0	7	1	1	42
02 CIRCUIT									
MARSHALL	0	0	0	1	0	0	0	0	1
TYLER	0	0	0	0	0	1	0	0	1
TOTAL	0	0	0	1	0	1	0	0	2
03 CIRCUIT									
DODDRIDGE	6	1	0	1	1	2	0	0	11
PLEASANTS	2	2	0	0	0	0	1	0	5
RITCHIE	6	5	0	0	0	8	0	0	19
TOTAL	14	8	0	1	1	10	1	0	35
04 CIRCUIT									
WIRT	1	2	0	0	0	0	0	0	3
WOOD	182	141	0	8	3	29	6	2	371
TOTAL	183	143	0	8	3	29	6	2	374
05 CIRCUIT									
JACKSON	2	0	0	0	0	0	0	0	2
MASON	5	0	0	0	0	0	0	0	5
ROANE	1	0	0	0	0	0	0	0	1
TOTAL	8	0	0	0	0	0	0	0	8
06 CIRCUIT									
CABELL	6	0	0	0	0	0	0	0	6
TOTAL	6	0	0	0	0	0	0	0	6
07 CIRCUIT									
LOGAN	5	0	0	0	0	0	0	0	5
TOTAL	5	0	0	0	0	0	0	0	5
08 CIRCUIT									
MCDOWELL	10	0	0	0	0	1	0	0	11
TOTAL	10	0	0	0	0	1	0	0	11
09 CIRCUIT									
MERCER	19	2	0	0	0	9	4	0	34
TOTAL	19	2	0	0	0	9	4	0	34
10 CIRCUIT									
RALEIGH	10	9	0	1	0	12	0	1	33
TOTAL	10	9	0	1	0	12	0	1	33
11 CIRCUIT									
GREENBRIE	1	0	0	0	1	0	0	0	2
TOTAL	1	0	0	0	1	0	0	0	2
13 CIRCUIT									
KANAWHA	24	0	0	5	0	10	4	0	43
TOTAL	24	0	0	5	0	10	4	0	43

**WEST VIRGINIA PUBLIC DEFENDER SERVICES
 TOTAL DIRECT EXPENSE CLAIMS PAID FY 2010**

CIRCUIT COUNTY	FELONY	MISD.	MENTAL HYGIENE	JUVENILE	PAROLE PROBAT REV	TERM ABUSE	HABEAS SUP. CT.	OTHER	TOTAL CLAIMS
14 CIRCUIT									
CLAY	2	0	0	0	0	0	0	0	2
WEBSTER	0	0	0	1	0	0	1	0	2
TOTAL	2	0	0	1	0	0	1	0	4
15 CIRCUIT									
HARRISON	4	0	0	0	0	4	1	0	9
TOTAL	4	0	0	0	0	4	1	0	9
16 CIRCUIT									
MARION	6	0	0	0	0	5	0	0	11
TOTAL	6	0	0	0	0	5	0	0	11
17 CIRCUIT									
MONONGALI	15	0	0	2	0	0	2	0	19
TOTAL	15	0	0	2	0	0	2	0	19
18 CIRCUIT									
PRESTON	11	0	0	0	0	2	0	0	13
TOTAL	11	0	0	0	0	2	0	0	13
19 CIRCUIT									
BARBOUR	0	0	0	0	0	2	0	0	2
TAYLOR	1	0	0	0	0	0	0	0	1
TOTAL	1	0	0	0	0	2	0	0	3
20 CIRCUIT									
RANDOLPH	1	0	0	0	0	0	0	0	1
TOTAL	1	0	0	0	0	0	0	0	1
21 CIRCUIT									
GRANT	1	0	0	0	0	1	0	1	3
MINERAL	3	0	0	1	0	1	2	0	7
TUCKER	0	0	0	0	0	0	0	2	2
TOTAL	4	0	0	1	0	2	2	3	12
22 CIRCUIT									
HAMPSHIRE	13	1	0	4	0	0	0	0	18
HARDY	9	0	0	2	2	2	0	0	15
PENDLETON	4	0	0	1	1	0	1	0	7
TOTAL	26	1	0	7	3	2	1	0	40
23 CIRCUIT									
BERKELEY	24	0	0	3	0	12	1	1	41
JEFFERSON	15	0	0	0	0	10	2	0	27
MORGAN	3	0	0	0	1	0	0	0	4
TOTAL	42	0	0	3	1	22	3	1	72
24 CIRCUIT									
WAYNE	1	0	0	0	0	0	0	0	1
TOTAL	1	0	0	0	0	0	0	0	1
25 CIRCUIT									
BOONE	12	0	0	0	0	0	0	0	12
LINCOLN	2	0	0	0	0	0	1	0	3
TOTAL	14	0	0	0	0	0	1	0	15

**WEST VIRGINIA PUBLIC DEFENDER SERVICES
 TOTAL DIRECT EXPENSE CLAIMS PAID FY 2010**

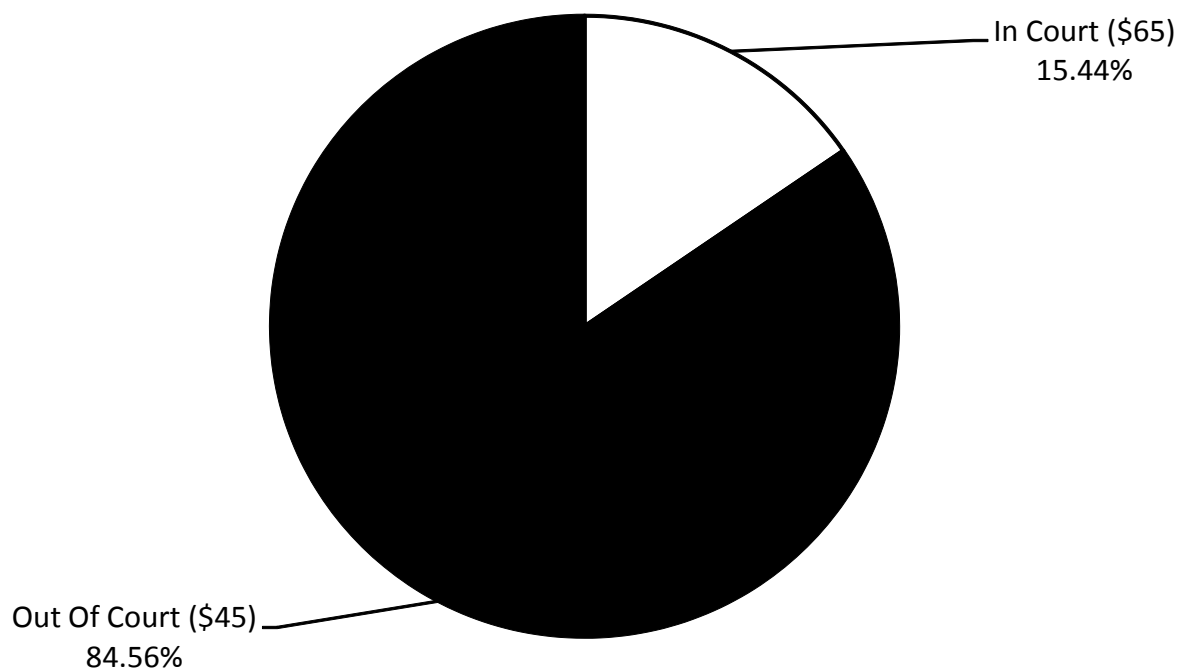
CIRCUIT COUNTY	FELONY	MISD.	MENTAL HYGIENE	JUVENILE	PAROLE PROBAT REV	TERM ABUSE	HABEAS SUP. CT.	OTHER	TOTAL CLAIMS
26 CIRCUIT									
LEWIS	0	1	0	1	0	0	0	0	2
UPSHUR	2	0	0	0	0	1	0	0	3
TOTAL	2	1	0	1	0	1	0	0	5
27 CIRCUIT									
WYOMING	55	25	0	1	1	5	1	0	88
TOTAL	55	25	0	1	1	5	1	0	88
29 CIRCUIT									
PUTNAM	6	0	0	0	0	0	0	0	6
TOTAL	6	0	0	0	0	0	0	0	6
30 CIRCUIT									
MINGO	6	0	0	0	0	2	0	0	8
TOTAL	6	0	0	0	0	2	0	0	8
31 CIRCUIT									
MONROE	1	0	0	0	0	1	0	0	2
SUMMERS	2	0	0	0	0	0	0	0	2
TOTAL	3	0	0	0	0	1	0	0	4
STATE TOTAL	511	190	0	32	10	127	28	8	906

AC HOURS PAID IN COURT/OUT OF COURT

APPOINTED COUNSEL HOURS PAID IN COURT/OUT OF COURT FOR FY 2010

In Court (\$65)	97,537.25
Out Of Court (\$45)	534,199.43
Total Hours Paid	631,736.68

APPOINTED COUNSEL HOURS PAID FY 2010 IN COURT/OUT OF COURT



**WEST VIRGINIA PUBLIC DEFENDER SERVICES
 APPOINTED COUNSEL IN/OUT OF COURT HOURS
 FISCAL YEAR 2010**

CIRCUIT		IN COURT	OUT OF COURT	TOTAL HOURS
01	CIRCUIT TOTAL	4,839.70	34,787.34	39,627.04
02	CIRCUIT TOTAL	1,452.60	6,761.50	8,214.10
03	CIRCUIT TOTAL	1,680.20	12,842.40	14,522.60
04	CIRCUIT TOTAL	7,257.60	49,108.67	56,366.27
05	CIRCUIT TOTAL	5,591.65	30,152.78	35,744.43
06	CIRCUIT TOTAL	7,381.70	18,933.40	26,315.10
07	CIRCUIT TOTAL	2,796.00	10,878.78	13,674.78
08	CIRCUIT TOTAL	1,381.00	9,776.04	11,157.04
09	CIRCUIT TOTAL	5,449.20	31,583.27	37,032.47
10	CIRCUIT TOTAL	2,569.40	13,792.65	16,362.05
11	CIRCUIT TOTAL	720.90	7,090.82	7,811.72
12	CIRCUIT TOTAL	1,091.10	5,527.70	6,618.80
13	CIRCUIT TOTAL	7,224.10	44,053.90	51,278.00
14	CIRCUIT TOTAL	5,110.00	25,681.28	30,791.28
15	CIRCUIT TOTAL	1,891.00	11,320.50	13,211.50
16	CIRCUIT TOTAL	2,265.60	23,957.14	26,222.74
17	CIRCUIT TOTAL	3,648.10	24,809.92	28,458.02
18	CIRCUIT TOTAL	564.00	5,734.20	6,298.20
19	CIRCUIT TOTAL	1,673.20	16,289.60	17,962.80
20	CIRCUIT TOTAL	2,651.10	14,707.78	17,358.88
21	CIRCUIT TOTAL	2,078.50	11,916.80	13,995.30
22	CIRCUIT TOTAL	3,330.60	13,710.20	17,040.80
23	CIRCUIT TOTAL	3,698.40	16,686.50	20,384.90
24	CIRCUIT TOTAL	3,612.70	7,647.94	11,260.64
25	CIRCUIT TOTAL	3,901.30	12,163.48	16,064.78
26	CIRCUIT TOTAL	3,116.40	20,952.40	24,068.80
27	CIRCUIT TOTAL	2,367.60	18,971.20	21,338.80
28	CIRCUIT TOTAL	649.20	2,408.60	3,057.80
29	CIRCUIT TOTAL	3,316.30	18,158.60	21,474.90
30	CIRCUIT TOTAL	2,622.90	8,382.26	11,005.16
31	CIRCUIT TOTAL	1,605.20	5,411.80	7,017.00
STATE TOTAL		97,537.25	534,199.43	631,736.68

**WEST VIRGINIA PUBLIC DEFENDER SERVICES
 APPOINTED COUNSEL IN/OUT OF COURT HOURS
 FISCAL YEAR 2010**

CIRCUIT/COUNTY	IN COURT	OUT OF COURT	TOTAL HOURS
01 CIRCUIT			
BROOKE	1,154.20	8,368.80	9,523.00
HANCOCK	1,604.70	9,607.32	11,212.02
OHIO	2,080.80	16,811.22	18,892.02
TOTAL	4,839.70	34,787.34	39,627.04
02 CIRCUIT			
MARSHALL	656.90	3,284.50	3,941.40
TYLER	183.20	737.70	920.90
WETZEL	612.50	2,739.30	3,351.80
TOTAL	1,452.60	6,761.50	8,214.10
03 CIRCUIT			
DODDRIDGE	683.20	5,185.90	5,869.10
PLEASANTS	359.40	3,006.20	3,365.60
RITCHIE	637.60	4,650.30	5,287.90
TOTAL	1,680.20	12,842.40	14,522.60
04 CIRCUIT			
WIRT	325.00	2,579.80	2,904.80
WOOD	6,932.60	46,528.87	53,461.47
TOTAL	7,257.60	49,108.67	56,366.27
05 CIRCUIT			
CALHOUN	304.40	1,564.10	1,868.50
JACKSON	1,759.95	8,654.37	10,414.32
MASON	2,428.20	14,964.91	17,393.11
ROANE	1,099.10	4,969.40	6,068.50
TOTAL	5,591.65	30,152.78	35,744.43
06 CIRCUIT			
CABELL	7,381.70	18,933.40	26,315.10
TOTAL	7,381.70	18,933.40	26,315.10
07 CIRCUIT			
LOGAN	2,796.00	10,878.78	13,674.78
TOTAL	2,796.00	10,878.78	13,674.78
08 CIRCUIT			
MCDOWELL	1,381.00	9,776.04	11,157.04
TOTAL	1,381.00	9,776.04	11,157.04
09 CIRCUIT			
MERCER	5,449.20	31,583.27	37,032.47
TOTAL	5,449.20	31,583.27	37,032.47
10 CIRCUIT			
RALEIGH	2,569.40	13,792.65	16,362.05
TOTAL	2,569.40	13,792.65	16,362.05
11 CIRCUIT			
GREENBRIER	409.10	4,625.40	5,034.50
POCAHONTAS	311.80	2,465.42	2,777.22
TOTAL	720.90	7,090.82	7,811.72
12 CIRCUIT			
FAYETTE	1,091.10	5,527.70	6,618.80
TOTAL	1,091.10	5,527.70	6,618.80

**WEST VIRGINIA PUBLIC DEFENDER SERVICES
 APPOINTED COUNSEL IN/OUT OF COURT HOURS
 FISCAL YEAR 2010**

CIRCUIT/COUNTY	IN COURT	OUT OF COURT	TOTAL HOURS
13 CIRCUIT			
KANAWHA	7,224.10	44,053.90	51,278.00
TOTAL	7,224.10	44,053.90	51,278.00
14 CIRCUIT			
BRAXTON	2,150.20	9,875.40	12,025.60
CLAY	1,295.70	6,104.80	7,400.50
GILMER	673.10	3,922.00	4,595.10
WEBSTER	991.00	5,779.08	6,770.08
TOTAL	5,110.00	25,681.28	30,791.28
15 CIRCUIT			
HARRISON	1,891.00	11,320.50	13,211.50
TOTAL	1,891.00	11,320.50	13,211.50
16 CIRCUIT			
MARION	2,265.60	23,957.14	26,222.74
TOTAL	2,265.60	23,957.14	26,222.74
17 CIRCUIT			
MONONGALIA	3,648.10	24,809.92	28,458.02
TOTAL	3,648.10	24,809.92	28,458.02
18 CIRCUIT			
PRESTON	564.00	5,734.20	6,298.20
TOTAL	564.00	5,734.20	6,298.20
19 CIRCUIT			
BARBOUR	493.30	6,839.30	7,332.60
TAYLOR	1,179.90	9,450.30	10,630.20
TOTAL	1,673.20	16,289.60	17,962.80
20 CIRCUIT			
RANDOLPH	2,651.10	14,707.78	17,358.88
TOTAL	2,651.10	14,707.78	17,358.88
21 CIRCUIT			
GRANT	581.00	3,088.30	3,669.30
MINERAL	1,339.00	7,437.20	8,776.20
TUCKER	158.50	1,391.30	1,549.80
TOTAL	2,078.50	11,916.80	13,995.30
22 CIRCUIT			
HAMPSHIRE	1,374.80	6,581.20	7,956.00
HARDY	1,521.20	4,968.50	6,489.70
PENDLETON	434.60	2,160.50	2,595.10
TOTAL	3,330.60	13,710.20	17,040.80
23 CIRCUIT			
BERKELEY	2,092.30	10,534.70	12,627.00
JEFFERSON	1,189.20	4,420.40	5,609.60
MORGAN	416.90	1,731.40	2,148.30
TOTAL	3,698.40	16,686.50	20,384.90
24 CIRCUIT			
WAYNE	3,612.70	7,647.94	11,260.64
TOTAL	3,612.70	7,647.94	11,260.64

**WEST VIRGINIA PUBLIC DEFENDER SERVICES
 APPOINTED COUNSEL IN/OUT OF COURT HOURS
 FISCAL YEAR 2010**

CIRCUIT/COUNTY	IN COURT	OUT OF COURT	TOTAL HOURS
25 CIRCUIT			
BOONE	2,731.40	5,375.18	8,106.58
LINCOLN	1,169.90	6,788.30	7,958.20
TOTAL	3,901.30	12,163.48	16,064.78
26 CIRCUIT			
LEWIS	1,173.80	7,346.90	8,520.70
UPSHUR	1,942.60	13,605.50	15,548.10
TOTAL	3,116.40	20,952.40	24,068.80
27 CIRCUIT			
WYOMING	2,367.60	18,971.20	21,338.80
TOTAL	2,367.60	18,971.20	21,338.80
28 CIRCUIT			
NICHOLAS	649.20	2,408.60	3,057.80
TOTAL	649.20	2,408.60	3,057.80
29 CIRCUIT			
PUTNAM	3,316.30	18,158.60	21,474.90
TOTAL	3,316.30	18,158.60	21,474.90
30 CIRCUIT			
MINGO	2,622.90	8,382.26	11,005.16
TOTAL	2,622.90	8,382.26	11,005.16
31 CIRCUIT			
MONROE	651.80	2,393.50	3,045.30
SUMMERS	953.40	3,018.30	3,971.70
TOTAL	1,605.20	5,411.80	7,017.00
STATE TOTAL	97,537.25	534,199.43	631,736.68

AC CLAIMS PAID BY CASE TYPE

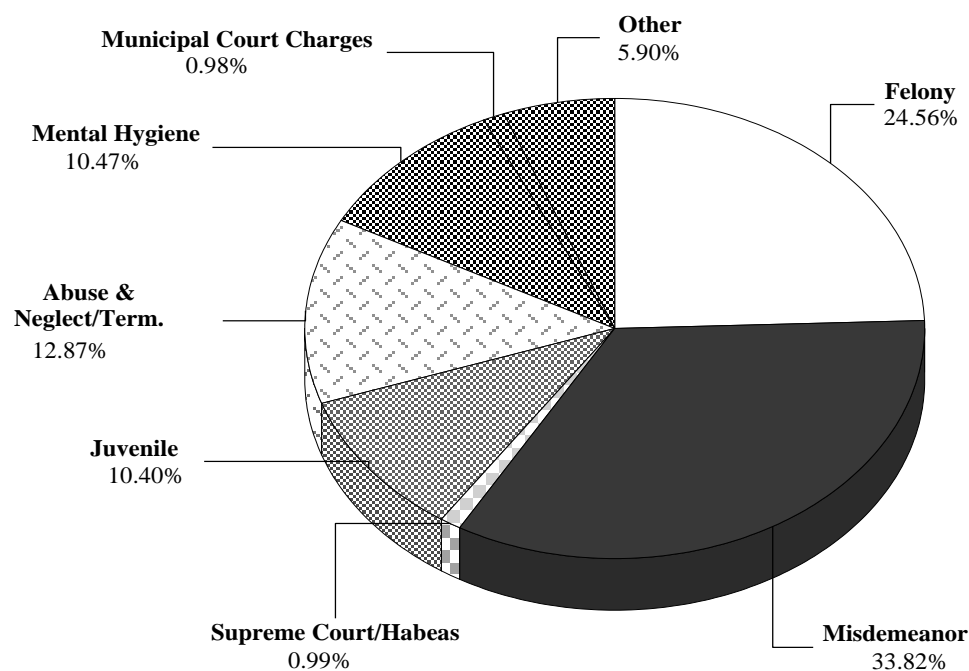
APPOINTED CONSEL CLAIMS PAID IN FY 2010

Felony	11,692
Misdemeanor	16,098
Supreme Court/Habeas	473
Juvenile	4,949
Abuse & Neglect/Term.	6,128
Mental Hygiene	4,985
Municipal Court Charges	467
Other	2,806

Parole/Probation Rev., Mag. Ct. Appeal,
 Mandamus/Prohibition, Extradition,
 Contempt, Fugitive, Other

TOTAL CLAIMS PAID **47,598**

APPOINTED COUNSEL CLAIMS BY CASE TYPE



**WEST VIRGINIA PUBLIC DEFENDER SERVICES
 APPOINTED COUNSEL CLAIMS BY CASE TYPE
 FISCAL YEAR 2010**

CIRCUIT COUNTY	FELONY	MISD	MENTAL			PAROLE		HABEAS SUP. CT.	MUNICIPAL		TOTAL CLAIMS
			HYGIENE	JUVENILE	PROBAT REV	TERM ABUSE	COURT CHARGES		OTHER		
01	CIRCUIT	572	445	551	154	32	359	20	7	34	2,174
02	CIRCUIT	93	84	355	58	18	92	5	1	18	724
03	CIRCUIT	187	327	43	82	46	154	9	1	38	887
04	CIRCUIT	1,016	2,622	599	375	147	426	67	0	219	5,471
05	CIRCUIT	590	693	136	172	98	321	16	0	55	2,081
06	CIRCUIT	595	285	971	484	116	235	24	23	42	2,775
07	CIRCUIT	253	821	0	202	32	200	7	0	16	1,531
08	CIRCUIT	208	154	6	36	6	117	4	0	11	542
09	CIRCUIT	801	635	355	87	125	487	45	49	49	2,633
10	CIRCUIT	293	308	6	107	33	488	10	0	20	1,265
11	CIRCUIT	108	61	24	10	24	87	6	3	18	341
12	CIRCUIT	130	148	3	21	13	141	4	10	2	472
13	CIRCUIT	1,190	1,313	0	344	101	582	68	148	57	3,803
14	CIRCUIT	411	754	37	170	55	287	20	1	70	1,805
15	CIRCUIT	175	249	92	119	45	188	13	0	12	893
16	CIRCUIT	548	840	266	316	96	206	13	28	75	2,388
17	CIRCUIT	516	872	327	161	67	112	20	18	57	2,150
18	CIRCUIT	92	58	1	43	22	45	7	0	13	281
19	CIRCUIT	272	452	23	288	50	113	10	0	57	1,265
20	CIRCUIT	272	428	35	170	36	87	5	157	26	1,216
21	CIRCUIT	379	797	47	382	106	92	6	0	36	1,845
22	CIRCUIT	377	675	40	99	77	58	14	0	77	1,417
23	CIRCUIT	402	185	0	152	34	192	34	1	23	1,023
24	CIRCUIT	211	120	107	84	40	220	8	8	24	822
25	CIRCUIT	294	207	164	275	46	163	5	0	18	1,172
26	CIRCUIT	312	457	579	142	69	201	13	0	39	1,812
27	CIRCUIT	422	621	3	72	5	184	3	0	8	1,318
28	CIRCUIT	93	73	14	28	4	74	0	0	6	292
29	CIRCUIT	376	868	182	212	56	30	7	12	38	1,781
30	CIRCUIT	275	248	8	21	14	141	7	0	18	732
31	CIRCUIT	229	298	11	83	11	46	3	0	6	687
STATE TOTAL		11,692	16,098	4,985	4,949	1,624	6,128	473	467	1,182	47,598

**WEST VIRGINIA PUBLIC DEFENDER SERVICES
 APPOINTED COUNSEL CLAIMS BY CASE TYPE
 FISCAL YEAR 2010**

CIRCUIT COUNTY	FELONY	MISD	MENTAL HYGIENE	JUVENILE	PAROLE PROBAT REV	TERM ABUSE	HABEAS SUP. CT.	MUNICIPAL COURT CHARGES	OTHER	TOTAL CLAIMS
01 CIRCUIT										
BROOKE	142	112	43	16	13	95	2	0	8	431
HANCOCK	212	117	17	20	14	136	4	0	11	531
OHIO	218	216	491	118	5	128	14	7	15	1,212
TOTAL	572	445	551	154	32	359	20	7	34	2,174
02 CIRCUIT										
MARSHALL	48	59	151	31	10	45	2	1	7	354
TYLER	12	8	12	5	3	7	1	0	6	54
WETZEL	33	17	192	22	5	40	2	0	5	316
TOTAL	93	84	355	58	18	92	5	1	18	724
03 CIRCUIT										
DODDRIDGE	75	90	18	26	34	66	2	0	20	331
PLEASANTS	37	80	11	26	7	25	4	0	11	201
RITCHIE	75	157	14	30	5	63	3	1	7	355
TOTAL	187	327	43	82	46	154	9	1	38	887
04 CIRCUIT										
WIRT	39	86	7	30	4	27	5	0	4	202
WOOD	977	2,536	592	345	143	399	62	0	215	5,269
TOTAL	1,016	2,622	599	375	147	426	67	0	219	5,471
05 CIRCUIT										
CALHOUN	21	10	4	4	1	61	0	0	2	103
JACKSON	166	119	10	38	24	64	5	0	11	437
MASON	317	491	120	106	69	64	5	0	34	1,206
ROANE	86	73	2	24	4	132	6	0	8	335
TOTAL	590	693	136	172	98	321	16	0	55	2,081
06 CIRCUIT										
CABELL	595	285	971	484	116	235	24	23	42	2,775
TOTAL	595	285	971	484	116	235	24	23	42	2,775
07 CIRCUIT										
LOGAN	253	821	0	202	32	200	7	0	16	1,531
TOTAL	253	821	0	202	32	200	7	0	16	1,531
08 CIRCUIT										
MCDOWELL	208	154	6	36	6	117	4	0	11	542
TOTAL	208	154	6	36	6	117	4	0	11	542
09 CIRCUIT										
MERCER	801	635	355	87	125	487	45	49	49	2,633
TOTAL	801	635	355	87	125	487	45	49	49	2,633
10 CIRCUIT										
RALEIGH	293	308	6	107	33	488	10	0	20	1,265
TOTAL	293	308	6	107	33	488	10	0	20	1,265

**WEST VIRGINIA PUBLIC DEFENDER SERVICES
 APPOINTED COUNSEL CLAIMS BY CASE TYPE
 FISCAL YEAR 2010**

CIRCUIT COUNTY	FELONY	MISD	MENTAL HYGIENE	JUVENILE	PAROLE		HABEAS SUP. CT.	MUNICIPAL		TOTAL CLAIMS
					PROBAT REV	TERM ABUSE		COURT CHARGES	OTHER	
11 CIRCUIT										
GREENBRIER	73	32	13	5	19	51	5	3	14	215
POCAHONTAS	35	29	11	5	5	36	1	0	4	126
TOTAL	108	61	24	10	24	87	6	3	18	341
12 CIRCUIT										
FAYETTE	130	148	3	21	13	141	4	10	2	472
TOTAL	130	148	3	21	13	141	4	10	2	472
13 CIRCUIT										
KANAWHA	1,190	1,313	0	344	101	582	68	148	57	3,803
TOTAL	1,190	1,313	0	344	101	582	68	148	57	3,803
14 CIRCUIT										
BRAXTON	212	239	17	84	23	69	6	1	22	673
CLAY	69	161	3	28	15	108	6	0	6	396
GILMER	63	107	7	16	5	47	1	0	34	280
WEBSTER	67	247	10	42	12	63	7	0	8	456
TOTAL	411	754	37	170	55	287	20	1	70	1,805
15 CIRCUIT										
HARRISON	175	249	92	119	45	188	13	0	12	893
TOTAL	175	249	92	119	45	188	13	0	12	893
16 CIRCUIT										
MARION	548	840	266	316	96	206	13	28	75	2,388
TOTAL	548	840	266	316	96	206	13	28	75	2,388
17 CIRCUIT										
MONONGALIA	516	872	327	161	67	112	20	18	57	2,150
TOTAL	516	872	327	161	67	112	20	18	57	2,150
18 CIRCUIT										
PRESTON	92	58	1	43	22	45	7	0	13	281
TOTAL	92	58	1	43	22	45	7	0	13	281
19 CIRCUIT										
BARBOUR	81	201	4	117	17	36	8	0	12	476
TAYLOR	191	251	19	171	33	77	2	0	45	789
TOTAL	272	452	23	288	50	113	10	0	57	1,265
20 CIRCUIT										
RANDOLPH	272	428	35	170	36	87	5	157	26	1,216
TOTAL	272	428	35	170	36	87	5	157	26	1,216
21 CIRCUIT										
GRANT	88	94	19	37	31	22	0	0	10	301
MINERAL	267	673	23	331	72	62	5	0	20	1,453
TUCKER	24	30	5	14	3	8	1	0	6	91
TOTAL	379	797	47	382	106	92	6	0	36	1,845

**WEST VIRGINIA PUBLIC DEFENDER SERVICES
 APPOINTED COUNSEL CLAIMS BY CASE TYPE
 FISCAL YEAR 2010**

CIRCUIT COUNTY	FELONY	MISD	MENTAL HYGIENE	JUVENILE	PAROLE	TERM ABUSE	HABEAS SUP. CT.	MUNICIPAL		TOTAL CLAIMS
					PROBAT REV			COURT CHARGES	OTHER	
22 CIRCUIT										
HAMPSHIRE	191	334	9	44	27	40	10	0	46	701
HARDY	138	291	22	43	33	13	1	0	20	561
PENDLETON	48	50	9	12	17	5	3	0	11	155
TOTAL	377	675	40	99	77	58	14	0	77	1,417
23 CIRCUIT										
BERKELEY	250	112	0	109	14	129	24	1	11	650
JEFFERSON	110	60	0	32	8	47	5	0	4	266
MORGAN	42	13	0	11	12	16	5	0	8	107
TOTAL	402	185	0	152	34	192	34	1	23	1,023
24 CIRCUIT										
WAYNE	211	120	107	84	40	220	8	8	24	822
TOTAL	211	120	107	84	40	220	8	8	24	822
25 CIRCUIT										
BOONE	163	117	0	189	31	85	3	0	7	595
LINCOLN	131	90	164	86	15	78	2	0	11	577
TOTAL	294	207	164	275	46	163	5	0	18	1,172
26 CIRCUIT										
LEWIS	130	147	548	37	23	50	6	0	15	956
UPSHUR	182	310	31	105	46	151	7	0	24	856
TOTAL	312	457	579	142	69	201	13	0	39	1,812
27 CIRCUIT										
WYOMING	422	621	3	72	5	184	3	0	8	1,318
TOTAL	422	621	3	72	5	184	3	0	8	1,318
28 CIRCUIT										
NICHOLAS	93	73	14	28	4	74	0	0	6	292
TOTAL	93	73	14	28	4	74	0	0	6	292
29 CIRCUIT										
PUTNAM	376	868	182	212	56	30	7	12	38	1,781
TOTAL	376	868	182	212	56	30	7	12	38	1,781
30 CIRCUIT										
MINGO	275	248	8	21	14	141	7	0	18	732
TOTAL	275	248	8	21	14	141	7	0	18	732
31 CIRCUIT										
MONROE	72	169	6	37	2	16	2	0	1	305
SUMMERS	157	129	5	46	9	30	1	0	5	382
TOTAL	229	298	11	83	11	46	3	0	6	687
STATE TOTAL	11,692	16,098	4,985	4,949	1,624	6,128	473	467	1,182	47,598

AC AVERAGE COST BY PRIMARY CHARGE

WEST VIRGINIA PUBLIC DEFENDER SERVICES AVERAGE COSTS BY PRIMARY CHARGE FOR FY 2010 ALPHABETICAL ORDER			
CRIMINAL CHARGE	AVERAGE	TOTAL \$	# OF CLAIMS
ABUSE & NEGLECT	1,226.39	7,509,192.20	6,123
ABUSE & NEGLECT APPEAL	1,430.35	28,606.93	20
ACCESSORY	726.31	66,820.35	92
ADULT ABUSE	776.13	13,970.35	18
AGGRAVATED ROBBERY	1,439.85	289,409.55	201
AIDING & ABETTING	1,040.90	31,227.13	30
ANIMAL CONTROL	351.04	7,722.87	22
ARSON	1,466.50	156,915.23	107
ASSAULT & BATTERY	430.86	851,802.79	1,977
ATTEMPT	1,146.86	318,826.31	278
AUTO TAMPERING	384.91	10,392.65	27
BOND REDUCTION	423.32	11,429.66	27
BRANDISHING WEAPON	445.34	71,699.94	161
BREAKING & ENTERING	928.82	645,529.77	695
BURGLARY	948.28	1,055,437.73	1,113
CIVIL RIGHTS VIOLATION	901.81	2,705.42	3
CONCEAL A MINOR	1,682.84	10,097.01	6
CONSPIRACY	893.13	516,229.22	578
CONTEMPT	279.76	7,273.66	26
CONTRIBUTE DEL MINOR	455.52	80,172.35	176
CONTROLLED SUBSTANCES	730.64	2,577,706.07	3,528
COUNTERFEITING	674.99	29,699.62	44
CRUELTY TO ANIMALS	628.13	50,250.28	80
DEADLY WEAPON	591.94	104,182.26	176
DEL CONTRABAND INMATE	463.20	12,969.60	28
DESTRUCTION OF PROPERTY	443.33	307,230.68	693
DISORDERLY CONDUCT	406.64	99,625.66	245
DISTURB THE PEACE	403.20	17,740.74	44
DNR CHARGE	415.30	37,377.15	90
DOMESTIC VIOLENCE	423.38	1,621,564.03	3,830
DUI 1ST OFFENSE	403.98	644,347.50	1,595
DUI 2ND OFFENSE	474.16	193,456.90	408
DUI 3RD OFFENSE	855.85	239,637.53	280
DUI W/ INJURY	892.13	61,557.23	69
EMBEZZLEMENT	895.64	143,302.84	160
EXPUNGEMENT	96.21	192.41	2
EXTORTION	474.08	1,422.25	3
EXTRADITION	221.92	23,301.54	105
FAIL MAINTAIN CONTROL	320.61	3,847.35	12
FAIL PAY CHILD SUPPORT	860.94	131,724.49	153
FAIL TO REG SEX OFFENDER	762.27	185,992.66	244
FAILURE TO APPEAR	462.61	31,919.83	69

WEST VIRGINIA PUBLIC DEFENDER SERVICES AVERAGE COSTS BY PRIMARY CHARGE FOR FY 2010 ALPHABETICAL ORDER			
FALSE PRETENSES	632.19	199,140.99	315
FALSE SWEARING	488.51	136,781.63	280
FLEEING VEHICLE W/DUI	768.55	64,558.35	84
FORFEITURE	381.56	3,815.60	10
FORGERY & UTTERING	807.05	615,781.03	763
FRAUD	819.41	403,966.76	493
FUGITIVE/JUSTICE	272.38	59,378.91	218
GRAND LARCENY	862.56	855,658.79	992
GUARDIAN CHILDREN	1,268.76	45,675.18	36
HABEAS CORPUS	2,095.71	651,766.67	311
HARASSMENT	414.54	89,540.76	216
HOME CONFINEMENT	477.51	120,811.20	253
INCEST	2,221.39	37,763.70	17
INDECENT EXPOSURE	392.79	8,641.34	22
INTIMIDATE WITNESS	954.17	37,212.44	39
JAIL ESCAPE	744.83	29,048.23	39
JOYRIDING	425.33	18,714.62	44
JUVENILE	618.78	3,062,327.80	4,949
KIDNAPPING	1,762.59	156,870.22	89
LEAVE SCENE ACCIDENT	418.54	36,831.21	88
LITTERING	196.76	196.76	1
MAGISTRATE APPEAL	1,113.41	76,825.06	69
MAKE/USE EXPLOSIVES	1,032.68	3,098.04	3
MAL WOUNDING/ASSAULT	1,009.62	577,500.26	572
MANDAMUS	5,032.10	10,064.20	2
MENTAL HYGIENE	176.52	879,927.46	4,985
MFG/POSS OR DIST OF METH	989.62	294,907.69	298
MOTOR VEHICLE SAFETY	356.62	9,985.30	28
MURDER	4,939.19	1,289,128.81	261
NEGLIGENT HOMICIDE	1,906.87	9,534.35	5
NO OPERATORS	390.03	6,630.52	17
NO PROOF OF INS	391.47	5,089.08	13
OBSTRUCTION JUSTICE	379.15	440,570.20	1,162
OPEN CONTAINER	317.13	6,659.76	21
OTHER	736.81	48,629.36	66
PAROLE/PROBATION	549.04	891,648.36	1,624
PEACE WARRANT	337.67	2,701.34	8
PERJURY	2,307.28	4,614.56	2
PERMIT UNAUTH/DRIVE	340.12	9,183.22	27

WEST VIRGINIA PUBLIC DEFENDER SERVICES AVERAGE COSTS BY PRIMARY CHARGE FOR FY 2010 ALPHABETICAL ORDER			
PERMITTING DUI	366.58	14,296.50	39
PETIT LARCENY	395.72	394,136.87	996
PORNOGRAPHY	1,258.33	39,008.16	31
PROHIBITION	1,915.19	3,830.38	2
PUBLIC INTOXICATION	286.36	5,727.21	20
REC/TRANS STOLEN PRO	567.29	293,287.47	517
RECIDIVIST	1,810.29	23,533.76	13
RECKLESS DRIVING	395.68	34,028.44	86
RESISTING ARREST	378.64	5,300.92	14
RESTITUTION	391.34	5,478.71	14
ROBBERY	1,160.88	292,541.40	252
SENTENCE REDUCTION	495.22	182,239.96	368
SEXUAL ABUSE	1,784.06	369,300.77	207
SEXUAL ASSAULT	1,680.56	591,555.97	352
SHOOT W/N 500 FEET	493.81	6,419.53	13
SHOPLIFTING	431.58	125,590.70	291
SOLICIT/PROSTITUTION	511.32	18,918.93	37
SPEEDING	396.51	2,379.07	6
STALKING	682.82	19,801.84	29
SUPREME COURT APPEAL	2,853.19	405,153.63	142
SUSPEND/REV LICENSE	444.89	689,127.23	1,549
TERM PARENTAL RIGHTS	1,327.02	6,635.08	5
TRESPASSING	349.10	57,600.86	165
TRUANCY	468.90	16,411.38	35
UNDER AGE DRINKING	349.95	44,443.45	127
UNLAWFUL WOUNDING	621.79	26,115.28	42
VOL MANSLAUGHTER	4,519.07	13,557.22	3
WANTON ENDANGERMENT	877.10	171,911.21	196
WELFARE FRAUD	745.07	57,370.43	77
WITNESS	635.19	6,351.92	10
STATE AVERAGE	700.19	33,327,743.78	47,598

**WEST VIRGINIA PUBLIC DEFENDER SERVICES
 AVERAGE COSTS BY PRIMARY CHARGE FOR FY 2010
 DESCENDING ORDER BY TOTAL \$**

CRIMINAL CHARGE	AVERAGE	TOTAL \$	# OF CLAIMS
ABUSE & NEGLECT	1,226.39	7,509,192.20	6,123
JUVENILE	618.78	3,062,327.80	4,949
CONTROLLED SUBSTANCES	730.64	2,577,706.07	3,528
DOMESTIC VIOLENCE	423.38	1,621,564.03	3,830
MURDER	4,939.19	1,289,128.81	261
BURGLARY	948.28	1,055,437.73	1,113
PAROLE/PROBATION	549.04	891,648.36	1,624
MENTAL HYGIENE	176.52	879,927.46	4,985
GRAND LARCENY	862.56	855,658.79	992
ASSAULT & BATTERY	430.86	851,802.79	1,977
SUSPEND/REV LICENSE	444.89	689,127.23	1,549
HABEAS CORPUS	2,095.71	651,766.67	311
BREAKING & ENTERING	928.82	645,529.77	695
DUI 1ST OFFENSE	403.98	644,347.50	1,595
FORGERY & UTTERING	807.05	615,781.03	763
SEXUAL ASSAULT	1,680.56	591,555.97	352
MAL WOUNDING/ASSAULT	1,009.62	577,500.26	572
CONSPIRACY	893.13	516,229.22	578
OBSTRUCTION JUSTICE	379.15	440,570.20	1,162
SUPREME COURT APPEAL	2,853.19	405,153.63	142
FRAUD	819.41	403,966.76	493
PETIT LARCENY	395.72	394,136.87	996
SEXUAL ABUSE	1,784.06	369,300.77	207
ATTEMPT	1,146.86	318,826.31	278
DESTRUCTION OF PROPERTY	443.33	307,230.68	693
MFG/POSS OR DIST OF METH	989.62	294,907.69	298
REC/TRANS STOLEN PRO	567.29	293,287.47	517
ROBBERY	1,160.88	292,541.40	252
AGGRAVATED ROBBERY	1,439.85	289,409.55	201
DUI 3RD OFFENSE	855.85	239,637.53	280
FALSE PRETENSES	632.19	199,140.99	315
DUI 2ND OFFENSE	474.16	193,456.90	408
FAIL TO REG SEX OFFENDER	762.27	185,992.66	244
SENTENCE REDUCTION	495.22	182,239.96	368
WANTON ENDANGERMENT	877.10	171,911.21	196
ARSON	1,466.50	156,915.23	107
KIDNAPPING	1,762.59	156,870.22	89
EMBEZZLEMENT	895.64	143,302.84	160
FALSE SWEARING	488.51	136,781.63	280
FAIL PAY CHILD SUPPORT	860.94	131,724.49	153
SHOPLIFTING	431.58	125,590.70	291
HOME CONFINEMENT	477.51	120,811.20	253

**WEST VIRGINIA PUBLIC DEFENDER SERVICES
 AVERAGE COSTS BY PRIMARY CHARGE FOR FY 2010
 DESCENDING ORDER BY TOTAL \$**

DEADLY WEAPON	591.94	104,182.26	176
DISORDERLY CONDUCT	406.64	99,625.66	245
HARASSMENT	414.54	89,540.76	216
CONTRIBUTE DEL MINOR	455.52	80,172.35	176
MAGISTRATE APPEAL	1,113.41	76,825.06	69
BRANDISHING WEAPON	445.34	71,699.94	161
ACCESSORY	726.31	66,820.35	92
FLEEING VEHICLE W/DUI	768.55	64,558.35	84
DUI W/ INJURY	892.13	61,557.23	69
FUGITIVE/JUSTICE	272.38	59,378.91	218
TRESPASSING	349.10	57,600.86	165
WELFARE FRAUD	745.07	57,370.43	77
CRUELTY TO ANIMALS	628.13	50,250.28	80
OTHER	736.81	48,629.36	66
GUARDIAN CHILDREN	1,268.76	45,675.18	36
UNDER AGE DRINKING	349.95	44,443.45	127
PORNOGRAPHY	1,258.33	39,008.16	31
INCEST	2,221.39	37,763.70	17
DNR CHARGE	415.30	37,377.15	90
INTIMIDATE WITNESS	954.17	37,212.44	39
LEAVE SCENE ACCIDENT	418.54	36,831.21	88
RECKLESS DRIVING	395.68	34,028.44	86
FAILURE TO APPEAR	462.61	31,919.83	69
AIDING & ABETTING	1,040.90	31,227.13	30
COUNTERFEITING	674.99	29,699.62	44
JAIL ESCAPE	744.83	29,048.23	39
ABUSE & NEGLECT APPEAL	1,430.35	28,606.93	20
UNLAWFUL WOUNDING	621.79	26,115.28	42
RECIDIVIST	1,810.29	23,533.76	13
EXTRADITION	221.92	23,301.54	105
STALKING	682.82	19,801.84	29
SOLICIT/PROSTITUTION	511.32	18,918.93	37
JOYRIDING	425.33	18,714.62	44
DISTURB THE PEACE	403.20	17,740.74	44
TRUANCY	468.90	16,411.38	35
PERMITTING DUI	366.58	14,296.50	39
ADULT ABUSE	776.13	13,970.35	18
VOL MANSLAUGHTER	4,519.07	13,557.22	3
DEL CONTRABAND INMATE	463.20	12,969.60	28

**WEST VIRGINIA PUBLIC DEFENDER SERVICES
 AVERAGE COSTS BY PRIMARY CHARGE FOR FY 2010
 DESCENDING ORDER BY TOTAL \$**

BOND REDUCTION	423.32	11,429.66	27
AUTO TAMPERING	384.91	10,392.65	27
CONCEAL A MINOR	1,682.84	10,097.01	6
MANDAMUS	5,032.10	10,064.20	2
MOTOR VEHICLE SAFETY	356.62	9,985.30	28
NEGLIGENT HOMICIDE	1,906.87	9,534.35	5
PERMIT UNAUTH/DRIVE	340.12	9,183.22	27
INDECENT EXPOSURE	392.79	8,641.34	22
ANIMAL CONTROL	351.04	7,722.87	22
CONTEMPT	279.76	7,273.66	26
OPEN CONTAINER	317.13	6,659.76	21
TERM PARENTAL RIGHTS	1,327.02	6,635.08	5
NO OPERATORS	390.03	6,630.52	17
SHOOT W/N 500 FEET	493.81	6,419.53	13
WITNESS	635.19	6,351.92	10
PUBLIC INTOXICATION	286.36	5,727.21	20
RESTITUTION	391.34	5,478.71	14
RESISTING ARREST	378.64	5,300.92	14
NO PROOF OF INS	391.47	5,089.08	13
PERJURY	2,307.28	4,614.56	2
FAIL MAINTAIN CONTROL	320.61	3,847.35	12
PROHIBITION	1,915.19	3,830.38	2
FORFEITURE	381.56	3,815.60	10
MAKE/USE EXPLOSIVES	1,032.68	3,098.04	3
CIVIL RIGHTS VIOLATION	901.81	2,705.42	3
PEACE WARRANT	337.67	2,701.34	8
SPEEDING	396.51	2,379.07	6
EXTORTION	474.08	1,422.25	3
LITTERING	196.76	196.76	1
EXPUNGEMENT	96.21	192.41	2
STATE AVERAGE	700.19	33,327,743.78	47,598

APPENDIX B: PUBLIC DEFENDER CORPORATIONS STATISTICAL INFORMATION

PD CORPORATIONS BOARD OF DIRECTORS CHAIRPERSONS

CIRCUIT	COUNTIES	CHAIRS
1 ST	BROOKE HANCOCK OHIO	KAREN E. KAHLE, ESQ. CHAIR WHEELING, WV
2 ND	MARSHALL TYLER WETZEL	VICKI VOORHIS, CHAIR NEW MARTINSVILLE, WV
5 TH	CALHOUN JACKSON MASON ROANE	JEANETTE ATKINSON, CHAIR SPENCER, WV
6 TH /24 TH	CABELL WAYNE	JOHN F. CYRUS, ESQ., CHAIR HUNTINGTON, WV
7 TH	LOGAN	DON WANDLING, ESQ., CHAIR LOGAN, WV
8 TH	MCDOWELL	RONALD HASSAN, ESQ., CHAIR WELCH, WV
9 TH	MERCER	WILLIAM O. HUFFMAN, ESQ., CHAIR PRINCETON, WV
10 TH	RALEIGH	JANE CALVER, ESQ., CHAIR CRAB ORCHARD, WV
11 TH	GREENBRIER POCAHONTAS	LOUIS E. LONGANACRE, ESQ. CHAIR LEWISBURG, WV
12 TH	FAYETTE	FREDERICK H. JESSER, III, ESQ., CHAIR FAYETTEVILLE, WV
13 TH	KANAWHA	LONNIE SIMMONS, ESQ., CHAIR CHARLESTON, WV
15 TH	HARRISON	GEORGE F. FORDHAM, ESQ., CHAIR CLARKSBURG, WV

PUBLIC DEFENDER CORPORATIONS BOARD CHAIRS CONTINUED

CIRCUIT	COUNTIES	CHAIRS
18 TH	PRESTON	CHARLES BROWN, ESQ., CHAIR KINGWOOD, WV
23 RD	BERKLEY JEFFERSON MORGAN	NORWOOD BENTLEY, ESQ., CHAIR MARTINSBURG, WV
25 TH	BOONE LINCOLN	CRAIG LAVENDER, ESQ., ACTING CHAIR MADISON, WV
28 TH	NICHOLAS	STEVEN F. KHURI, CHAIR RICHWOOD, WV
30 TH	MINGO	JANE MORAN, ESQ., CHAIR WILLIAMSON, WV

PDS GRANTS TO PUBLIC DEFENDER CORPORATIONS

WV PUBLIC DEFENDER SERVICES GRANTS CASH DISBURSEMENTS TO PUBLIC DEFENDER CORPORATIONS July 1, 2009 to June 30, 2010

CIRCUIT	DISBURSED CONTRACTUAL AMOUNTS	TOTAL FUNDS ALLOCATED TO EACH CIRCUIT	TOTAL DISBURSED
1ST	\$1,093,814.00	\$10,648.14	\$1,104,462.14
2ND	\$498,037.00	\$6,755.84	\$504,792.84
5TH	\$697,004.00	\$7,702.76	\$704,706.76
6TH/24TH	\$1,774,829.00	\$16,990.44	\$1,791,819.44
7TH	\$611,929.00	\$7,402.84	\$619,331.84
8TH	\$448,869.00	\$5,906.38	\$454,775.38
9TH	\$883,346.00	\$9,450.22	\$892,796.22
10TH	\$905,074.00	\$9,200.22	\$914,274.22
11TH	\$553,526.00	\$7,405.84	\$560,931.84
12TH	\$533,541.00	\$7,405.84	\$540,946.84
13TH	\$3,086,845.00	\$22,826.58	\$3,109,671.58
15TH	\$1,082,826.00	\$12,198.14	\$1,095,024.14
18TH	\$419,755.00	\$6,157.38	\$425,912.38
23RD	\$2,587,446.00	\$19,184.28	\$2,606,630.28
25TH	\$735,158.00	\$8,602.76	\$743,760.76
28TH	\$340,092.00	\$5,308.92	\$345,400.92
30TH	\$542,600.00	\$7,405.84	\$550,005.84
TOTALS	\$16,794,691.00	\$170,552.42	\$16,965,243.42

Notes: Total funds Allocated to Each Circuit represents funds disbursed by the WVPDS on behalf of the Public Defender Corporations for Legal Research, Auditing Services, Information Technology Services, and Auditor Transaction Fees.

PD HOURS WORKED BY ATTORNEY, BY MONTH

WV PUBLIC DEFENDER CORPORATIONS
 TIME REPORT FOR PERIOD 07/01/09 TO 06/30/2010

CIRCUIT/ATTORNEY	JUL	AUG	SEP	OCT	NOV	DEC	JAN	FEB	MAR	APR	MAY	JUN	TOTAL
1ST CIRCUIT													
F. William Brogan Jr.	206.20	180.10	203.20	191.90	172.20	189.10	199.50	172.10	192.30	183.50	171.60	185.80	2,247.50
Justin Hershberger	160.60	154.40	166.40	160.80	160.80	176.20	138.30	137.20	157.30	170.00	163.10	166.90	1,912.00
Angelica Kokiko	134.40	155.50	140.40	152.80	141.20	157.90	125.80	151.20	203.30	163.90	141.10	141.80	1,809.30
Thomas Moore	186.50	178.00	176.50	175.50	165.00	179.60	176.00	150.60	175.50	176.00	172.00	159.00	2,070.20
Samuel Stillwell	182.80	172.20	171.50	174.00	174.90	180.50	165.10	156.60	172.20	173.40	165.50	176.10	2,064.80
Robert Twitty	179.70	170.00	195.10	176.60	167.30	182.10	179.80	159.60	192.10	173.80	169.80	180.60	2,126.50
Shayne Welling	175.00	185.10	171.70	175.40	160.80	198.40	170.00	165.10	185.80	175.70	201.30	172.30	2,136.60
Justin Wiater	179.00	162.60	168.00	168.00	160.40	173.70	158.60	152.70	172.80	165.30	153.60	152.30	1,967.00
Jack Wood	189.30	169.20	205.40	182.60	174.70	186.60	196.90	164.80	202.20	186.60	180.90	189.90	2,229.10
1ST CIRCUIT TOTAL	1,593.50	1,527.10	1,598.20	1,557.60	1,477.30	1,624.10	1,510.00	1,409.90	1,653.50	1,568.20	1,518.90	1,524.70	18,563.00
2ND CIRCUIT													
John R. Anderson	182.40	173.90	187.60	180.60	174.30	182.80	159.70	163.70	183.50	175.30	156.00	182.10	2,101.90
John E. Gainer	170.00	157.00	165.90	167.50	167.70	184.50	161.60	158.50	177.50	171.50	153.00	166.80	2,001.50
Jeremiah Gardner	155.60	147.70	155.80	154.60	152.10	164.60	144.80	145.80	163.20	155.30	144.30	157.50	1,841.30
David L. Zehnder	170.40	164.20	177.00	176.50	163.40	177.00	156.50	155.20	182.80	192.20	170.90	186.20	2,072.30
2ND CIRCUIT TOTAL	678.40	642.80	686.30	679.20	657.50	708.90	622.60	623.20	707.00	694.30	624.20	692.60	8,017.00
5TH CIRCUIT													
Rocky Holmes	177.00	169.10	174.00	175.50	172.70	178.80	169.20	138.70	185.80	184.00	0.00	0.00	1,724.80
Rebecca Johnson	156.30	140.60	138.40	134.80	152.00	165.30	139.40	137.90	161.30	140.70	188.10	141.70	1,796.50
Teresa Monk	178.30	171.90	178.50	180.00	168.00	183.00	168.80	160.50	183.90	179.50	176.10	182.80	2,111.30
Pancho Morris	137.70	137.00	132.00	140.20	136.60	137.60	148.00	135.40	200.90	176.70	167.20	132.10	1,781.40
Kevin Postalwait	140.20	155.70	134.40	140.30	148.10	146.90	145.90	135.40	184.00	145.50	137.30	146.50	1,760.20
Susan Settle	173.70	138.40	151.40	148.50	184.40	152.50	149.00	143.30	146.40	139.60	163.50	159.80	1,850.50
Nancy Wilkins	0.00	0.00	0.00	0.00	0.00	0.00	0.00	0.00	0.00	0.00	0.00	106.40	106.40
5TH CIRCUIT TOTAL	963.20	912.70	908.70	919.30	961.80	964.10	920.30	851.20	1,062.30	966.00	832.20	869.30	11,131.10

CIRCUIT/ATTORNEY	JUL	AUG	SEP	OCT	NOV	DEC	JAN	FEB	MAR	APR	MAY	JUN	TOTAL
6TH CIRCUIT													
Kimberly Carico	186.20	163.60	198.90	182.90	139.70	168.00	166.90	156.80	174.00	160.90	162.40	165.80	2,026.10
Jason Goad	175.00	140.00	160.00	164.00	156.00	170.00	147.00	141.00	164.00	150.00	152.00	154.00	1,873.00
Harry Hager	61.30	47.10	56.70	61.90	43.90	47.40	49.50	0.40	39.60	53.70	49.50	48.40	559.40
Gerald Henderson	198.30	196.10	199.20	190.90	206.00	200.10	197.00	200.80	220.90	187.40	214.30	194.50	2,405.50
Janice Hensley	146.30	134.00	139.70	131.90	139.50	135.80	143.50	138.50	154.20	136.70	132.40	140.50	1,673.00
Paul E. Jordan	188.00	176.00	188.00	181.50	174.00	193.70	164.50	167.00	189.50	180.50	173.00	180.00	2,155.70
Lawrence Lewis	158.60	171.80	151.90	161.50	136.50	171.40	166.10	145.80	166.10	160.00	151.00	163.10	1,903.80
Peter Levy	149.20	142.00	146.60	163.90	147.80	155.70	152.60	138.20	133.80	146.50	136.50	164.30	1,777.10
Gina Stanley	142.00	138.00	137.50	155.00	153.00	169.00	148.00	140.00	159.00	154.00	150.00	155.00	1,800.50
Brent Walters	134.00	116.60	124.70	168.50	141.50	162.80	161.70	135.50	156.50	147.10	141.30	160.80	1,751.00
Amber Walton	138.10	136.80	154.50	140.30	136.80	144.40	136.40	139.20	139.40	136.30	155.20	140.50	1,697.90
Robert E. Wilkinson	174.20	135.10	169.00	165.20	152.80	162.80	143.90	134.50	165.30	141.00	156.80	169.50	1,870.10
Virginia Weed	166.60	179.00	161.20	150.40	164.60	184.50	140.00	146.40	189.10	185.20	154.10	179.50	2,000.60
6TH CIRCUIT TOTAL	2,017.80	1,876.10	1,987.90	2,017.90	1,892.10	2,065.60	1,917.10	1,784.10	2,051.40	1,939.30	1,928.50	2,015.90	23,493.70
7TH CIRCUIT													
Dwayne Adkins	189.00	184.00	152.20	165.00	173.20	194.10	188.60	178.50	201.40	188.40	168.60	179.30	2,162.30
Michael Blevins	156.60	131.20	172.10	100.60	0.50	0.00	0.00	0.00	0.00	0.00	0.00	0.00	561.00
Allison Dingess	0.00	0.00	0.00	0.00	0.00	0.00	0.00	0.00	0.00	82.60	87.50	134.70	304.80
Don McDaniel	171.40	149.60	158.10	147.10	147.60	154.20	137.30	130.00	164.40	158.10	131.90	145.50	1,795.20
Gerald Mercuerio	135.00	135.10	143.80	137.30	135.90	135.10	133.60	134.00	136.20	137.00	136.50	133.30	1,632.80
7TH CIRCUIT TOTAL	652.00	599.90	626.20	550.00	457.20	483.40	459.50	442.50	502.00	566.10	524.50	592.80	6,456.10
8TH CIRCUIT													
Jennifer Alvarez	175.80	130.90	157.10	174.90	146.40	133.80	163.70	145.40	185.70	169.20	133.80	146.10	1,862.80
Floyd Anderson	194.70	148.40	181.40	167.80	149.60	163.90	164.60	156.30	181.90	168.50	172.80	104.20	1,954.10
Robert Blair	189.90	179.90	177.90	164.80	140.90	181.20	167.50	163.00	177.10	176.40	153.90	141.50	2,014.00
8TH CIRCUIT TOTAL	560.40	459.20	516.40	507.50	436.90	478.90	495.80	464.70	544.70	514.10	460.50	391.80	5,830.90

CIRCUIT/ATTORNEY	JUL	AUG	SEP	OCT	NOV	DEC	JAN	FEB	MAR	APR	MAY	JUN	TOTAL
9TH CIRCUIT													
Tracy Burks	160.40	153.90	157.00	158.70	151.90	166.10	152.00	136.60	171.10	157.90	150.60	160.90	1,877.10
Elizabeth French	153.60	152.30	150.60	151.90	153.20	87.10	151.30	147.80	169.30	148.10	149.50	145.50	1,760.20
Earl Hager	180.20	154.80	168.40	164.60	165.30	168.20	157.40	150.10	178.70	158.30	161.80	165.50	1,973.30
Sarah Harmon	134.10	140.00	135.10	127.80	138.40	143.80	141.00	130.70	141.60	132.80	132.90	135.80	1,634.00
Kris Kostenko	190.80	154.50	163.40	162.70	163.20	172.50	165.00	159.50	194.70	177.80	154.40	174.90	2,033.40
Gerald Linkous	160.10	153.80	142.90	137.80	141.40	148.10	140.70	140.30	176.30	170.50	157.40	182.60	1,851.90
John McGinnis	172.20	160.00	174.00	163.10	0.00	0.00	0.00	0.00	0.00	0.00	0.00	0.00	669.30
David Smith	0.00	0.00	0.00	0.00	0.00	0.00	144.50	136.00	157.70	148.60	144.60	147.10	878.50
9TH CIRCUIT TOTAL	1,151.40	1,069.30	1,091.40	1,066.60	913.40	885.80	1,051.90	1,001.00	1,189.40	1,094.00	1,051.20	1,112.30	12,677.70
10TH CIRCUIT													
Douglas Buffington II	187.30	168.00	176.00	177.00	167.00	184.20	169.00	160.60	183.00	176.10	168.00	176.60	2,092.80
Robert Dunlap	173.20	187.40	168.90	200.50	168.00	133.20	167.80	171.00	221.70	170.10	184.50	171.30	2,117.60
Gary Frasher	196.70	183.00	192.10	188.60	186.30	191.60	195.70	189.00	187.80	183.30	182.60	192.10	2,268.80
C. Michael Griffith	162.40	165.80	165.40	146.70	118.70	146.30	140.20	133.20	165.80	148.60	137.10	134.30	1,764.50
Marcia Hebb	195.20	152.00	158.90	169.80	167.80	169.30	162.90	153.40	180.70	162.00	154.90	168.20	1,995.10
Joseph A. Noggy	196.20	178.10	182.10	216.30	174.30	194.50	168.50	157.70	186.40	207.80	167.40	194.60	2,223.90
Eric Shuck	185.00	168.00	173.50	179.00	172.00	186.00	168.00	162.00	185.00	177.00	168.00	176.00	2,099.50
10TH CIRCUIT TOTAL	1,296.00	1,202.30	1,216.90	1,277.90	1,154.10	1,205.10	1,172.10	1,126.90	1,310.40	1,224.90	1,162.50	1,213.10	14,562.20
11TH CIRCUIT													
D.W. Bostic	173.50	157.50	173.00	165.50	159.50	175.00	161.00	152.00	173.00	165.50	161.00	167.80	1,984.30
Dewitt W. Daniell	172.50	166.50	167.00	166.50	176.50	179.00	182.00	161.50	173.00	168.00	163.50	171.50	2,047.50
Joshua Edwards	149.30	181.40	189.80	183.00	164.80	168.70	155.80	163.50	177.80	174.00	175.00	191.50	2,074.60
Steve Paragamian	179.00	163.50	173.00	176.90	166.50	168.50	165.50	165.00	191.00	183.50	176.50	172.70	2,081.60
11TH CIRCUIT TOTAL	674.30	668.90	702.80	691.90	667.30	691.20	664.30	642.00	714.80	691.00	676.00	703.50	8,188.00

CIRCUIT/ATTORNEY	JUL	AUG	SEP	OCT	NOV	DEC	JAN	FEB	MAR	APR	MAY	JUN	TOTAL
12TH CIRCUIT													
James Adkins	183.60	168.20	176.10	176.00	169.20	168.00	167.30	162.00	185.60	176.00	168.00	175.50	2,075.50
Nancy Fraley	201.80	175.50	182.30	194.70	174.90	188.10	180.70	164.30	203.20	184.60	177.20	181.30	2,208.60
Elizabeth Kearney	176.50	168.00	178.20	176.10	166.00	156.80	158.70	160.70	187.80	176.00	170.70	168.40	2,043.90
Edward Stanton	176.30	168.60	178.60	178.30	167.20	181.00	168.20	148.40	185.00	180.60	179.80	190.10	2,102.10
12TH CIRCUIT TOTAL	738.20	680.30	715.20	725.10	677.30	693.90	674.90	635.40	761.60	717.20	695.70	715.30	8,430.10
13TH CIRCUIT													
Katherine Arritt	0.00	0.00	0.00	0.00	0.00	0.00	0.00	0.00	0.00	0.00	0.00	71.80	71.80
Greg Ayers	207.30	197.00	210.40	202.80	200.00	217.50	200.90	207.70	210.60	202.30	198.60	191.80	2,446.90
Barbara Brown	186.00	166.00	176.50	167.00	159.00	173.00	168.50	156.50	185.00	169.50	168.00	178.00	2,053.00
Matthew Brummond	200.10	181.70	177.40	194.60	167.70	195.40	171.80	168.20	197.10	183.60	180.90	188.30	2,206.80
George Castelle	200.80	173.60	176.30	184.70	176.20	188.20	169.60	171.90	195.50	171.20	169.30	192.70	2,170.00
Rob Catlett	182.00	168.00	176.00	178.00	168.00	187.00	174.00	160.00	184.00	176.00	178.00	178.00	2,109.00
Theresa Chisolm	200.50	162.50	178.10	179.10	177.90	185.30	180.40	167.10	194.80	179.50	170.90	181.90	2,158.00
Justin Collin	176.00	167.00	165.00	175.00	168.00	185.00	169.80	160.00	182.00	176.00	169.00	187.00	2,079.80
Scott Driver	188.00	164.50	176.00	176.00	172.50	178.50	155.50	164.00	185.50	171.50	168.50	162.00	2,062.50
Tracie Greene	174.90	160.70	168.20	170.10	163.20	176.20	161.40	152.60	172.10	166.30	153.90	186.40	2,006.00
Richard Holcker	196.40	172.20	165.40	248.00	199.30	168.90	183.80	156.30	195.70	165.50	158.20	195.10	2,204.80
Katherine Kessell	158.10	140.20	161.70	179.60	171.60	166.00	145.30	140.60	156.70	166.30	145.10	168.10	1,899.30
Gail Michelson	187.90	206.50	181.70	196.90	177.00	203.10	169.20	162.30	190.20	185.60	175.10	190.90	2,226.40
David Miller	168.00	146.50	155.00	166.90	144.00	174.50	142.00	142.50	160.50	155.80	155.00	159.00	1,869.70
Breinne Mullins	218.50	176.00	176.00	96.00	0.00	0.00	0.00	0.00	0.00	0.00	0.00	0.00	666.50
Diana K. Panucci	185.00	167.00	171.60	172.20	168.60	176.30	164.70	158.20	182.30	177.00	168.00	174.50	2,065.40
Jason Parmer	0.00	0.00	176.10	177.00	164.20	179.30	183.50	165.50	181.90	174.80	155.70	176.70	1,734.70
Meshea Poore	183.00	176.50	186.50	182.00	39.00	0.00	0.00	0.00	0.00	0.00	0.00	0.00	767.00
Christopher Ross	142.50	158.50	140.50	153.50	140.50	143.50	178.50	148.00	183.30	196.40	174.20	174.80	1,994.20
Timothy Smith	182.00	166.00	175.00	177.00	152.00	183.00	167.00	159.00	184.00	175.00	167.00	174.00	2,061.00
Ronni Sheets	204.30	169.10	181.30	193.80	176.30	179.40	182.90	171.20	191.30	191.30	154.10	208.60	2,203.60
Zoe Shavers	179.00	167.80	174.00	176.70	159.00	183.20	167.50	156.00	175.00	174.80	163.50	173.00	2,049.50
John Sullivan	182.00	173.00	176.00	179.00	166.00	184.00	170.00	159.00	188.00	176.00	169.00	176.00	2,098.00
Crystal Walden	218.20	163.30	176.00	167.50	169.00	177.00	162.50	145.50	153.00	166.70	164.00	174.00	2,036.70
Shawna White	182.90	166.60	167.60	188.00	178.90	178.20	170.60	153.60	196.00	190.20	179.40	206.00	2,158.00
13TH CIRCUIT TOTAL	4,303.40	3,890.20	4,168.30	4,281.40	3,757.90	3,982.50	3,739.40	3,525.70	4,044.50	3,891.30	3,685.40	4,068.60	47,338.60

CIRCUIT/ATTORNEY	JUL	AUG	SEP	OCT	NOV	DEC	JAN	FEB	MAR	APR	MAY	JUN	TOTAL
15TH CIRCUIT													
David Binegar	179.40	160.80	174.60	179.00	160.20	105.50	0.00	0.00	0.00	0.00	0.00	0.00	959.50
Jack Clark	171.00	157.50	169.40	164.00	159.00	167.70	159.80	149.80	175.30	166.60	159.40	167.50	1,967.00
Keith Cox	182.70	160.00	164.50	163.00	157.50	165.40	155.20	147.20	173.40	163.90	160.70	167.50	1,961.00
Greta Davis	183.90	131.60	175.00	148.50	169.20	173.30	171.30	174.60	183.70	165.40	169.30	175.70	2,021.50
Wiley Newbold	172.10	156.00	157.80	153.90	158.30	152.30	151.60	145.20	165.70	151.90	147.50	170.30	1,882.60
LeAnn Shuck	184.10	159.60	173.70	167.30	158.40	169.70	175.80	155.70	170.80	166.00	169.00	185.20	2,035.30
H. Keith Skeen	169.10	167.10	175.90	177.70	168.50	167.10	166.50	145.40	181.50	170.70	165.80	180.50	2,035.80
Nancy Ulrich	168.00	164.30	190.60	165.20	156.50	171.50	158.80	151.10	199.20	161.60	170.30	176.50	2,033.60
Vanessa Welch	0.00	0.00	0.00	66.20	166.10	180.40	168.80	161.80	183.20	169.00	161.50	171.60	1,428.60
15TH CIRCUIT TOTAL	1,410.30	1,256.90	1,381.50	1,384.80	1,453.70	1,452.90	1,307.80	1,230.80	1,432.80	1,315.10	1,303.50	1,394.80	16,324.90
18TH CIRCUIT													
Sally Collins	172.30	146.30	158.90	157.50	168.70	182.00	180.10	154.40	170.30	174.90	167.00	149.50	1,981.90
Randy Goodrich	176.30	161.50	157.80	165.00	168.30	173.20	168.90	136.40	167.20	159.80	157.80	166.70	1,958.90
Claire Niehaus	133.20	164.40	168.40	167.00	160.70	173.60	157.70	84.70	173.20	164.90	158.90	160.70	1,867.40
18TH CIRCUIT TOTAL	481.80	472.20	485.10	489.50	497.70	528.80	506.70	375.50	510.70	499.60	483.70	476.90	5,808.20
23RD CIRCUIT													
John Adams	179.00	176.00	158.00	140.40	136.90	170.60	135.70	132.70	181.30	148.50	169.50	177.00	1,905.60
Brett Basham	180.50	170.00	177.50	169.00	166.00	172.50	162.50	151.00	175.50	169.50	165.50	175.50	2,035.00
Tia Coode	175.00	163.00	179.20	194.70	160.60	188.60	161.70	150.20	195.60	177.50	168.20	181.80	2,096.10
William Dehaven	176.40	163.70	178.40	180.20	169.30	160.70	172.30	156.50	178.70	164.70	146.50	156.10	2,003.50
Thomas Delaney	193.00	200.50	184.10	192.50	165.10	177.00	166.00	175.50	196.00	192.50	178.50	177.00	2,197.70
Matthew Freeman	172.40	152.30	153.90	168.00	158.50	171.60	146.50	143.50	167.40	159.40	155.60	166.00	1,915.10
Jeffery Gould	156.00	147.00	155.00	155.00	143.00	167.00	149.00	141.00	162.60	154.00	158.00	155.00	1,842.60
Steven Greenbaum	184.00	120.00	0.00	0.00	0.00	0.00	0.00	0.00	0.00	0.00	0.00	0.00	304.00
Deb Lawson	186.20	167.50	176.50	184.00	167.70	183.00	176.20	160.80	180.00	181.00	164.00	184.00	2,110.90
Carrie Lehman	167.00	147.00	156.00	159.00	142.00	168.50	148.00	146.00	163.00	160.00	150.00	162.00	1,868.50
John Lehman	179.00	159.50	169.60	165.00	156.00	173.00	149.50	140.50	174.70	173.80	164.30	176.20	1,981.10
John McFarland	167.00	149.00	154.50	156.50	142.00	156.00	134.00	137.00	165.00	157.00	152.00	158.50	1,828.50
Francine Phillips	178.50	179.00	181.50	181.50	179.90	175.50	145.50	158.50	190.50	170.50	174.00	171.50	2,086.40
James Rich	0.00	9.20	42.80	30.50	36.20	23.70	36.60	24.30	25.10	33.10	13.60	42.90	318.00
Marvin Snyder	0.00	0.00	178.00	163.00	135.80	176.30	156.00	138.60	163.70	162.20	167.00	171.20	1,611.80
Homer Speaker	178.10	160.20	168.20	174.10	171.60	179.00	168.90	165.00	190.00	178.10	168.40	176.60	2,078.20
Thomas Stanley	187.80	180.90	170.30	171.20	175.00	168.50	162.00	167.00	169.50	166.00	173.00	181.50	2,072.70
Joel Weinstein	165.50	149.00	163.00	167.00	164.00	179.00	181.00	153.00	183.00	172.50	164.00	176.00	2,017.00
Joseph Whiteoak III	178.20	157.70	167.40	163.90	166.80	183.50	174.50	155.50	176.40	168.50	157.70	169.00	2,019.10
Don Wrye	157.50	152.00	154.00	145.50	142.50	156.50	148.50	141.00	157.50	151.00	146.50	163.50	1,816.00
23RD CIRCUIT TOTAL	3,161.10	2,903.50	3,067.90	3,061.00	2,878.90	3,130.50	2,874.40	2,737.60	3,195.50	3,039.80	2,936.30	3,121.30	36,107.80

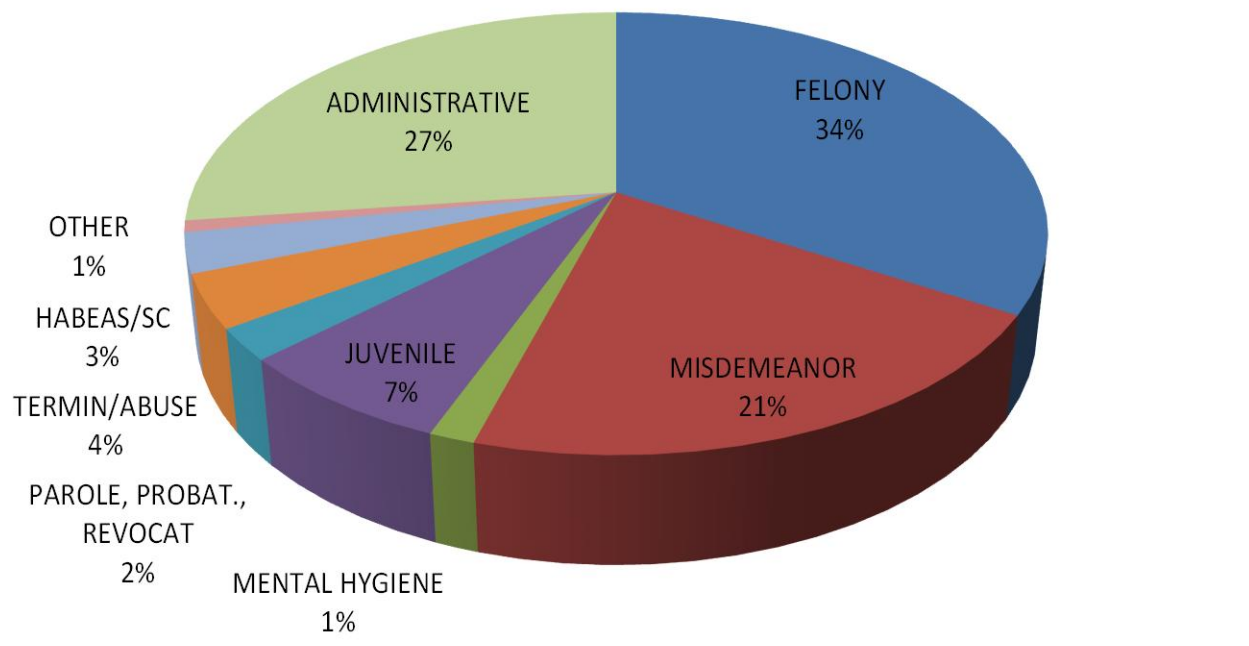
CIRCUIT/ATTORNEY	JUL	AUG	SEP	OCT	NOV	DEC	JAN	FEB	MAR	APR	MAY	JUN	TOTAL
24TH CIRCUIT													
Deborah Preece	189.00	186.40	157.50	170.50	170.00	178.50	169.50	157.90	181.80	173.80	166.00	173.00	2,073.90
Darren Queen	157.80	167.00	172.00	179.50	164.20	184.00	158.70	149.80	177.50	175.00	163.30	167.50	2,016.30
Brent Walters	42.50	16.00	27.50	0.00	0.00	0.00	0.00	0.00	0.00	0.00	0.00	0.00	86.00
Jason Wible	0.00	0.00	0.00	32.30	142.10	157.30	150.80	139.00	156.50	149.40	150.40	157.00	1,234.80
Robert Wilkinson	15.50	15.80	11.30	10.20	15.40	13.80	12.60	23.50	25.50	23.90	24.90	17.00	209.40
24TH CIRCUIT TOTAL	404.80	385.20	368.30	392.50	491.70	533.60	491.60	470.20	541.30	522.10	504.60	514.50	5,620.40
25TH CIRCUIT													
David Lockwood	175.50	158.60	162.00	157.00	150.00	180.00	168.00	142.00	168.00	138.50	125.00	174.00	1,898.60
Michael Malone	0.00	0.00	154.10	164.80	159.80	177.70	166.00	156.20	177.20	166.30	163.70	183.60	1,669.40
Howard Nolen	188.90	171.10	177.00	173.80	171.50	177.70	139.30	140.60	157.50	165.40	130.80	154.60	1,948.20
Rich Riffe	194.40	151.60	167.90	168.30	177.30	168.90	161.40	166.20	181.60	165.50	160.50	171.40	2,035.00
Robert White	186.90	162.50	167.90	160.00	148.60	176.30	191.00	160.80	137.00	145.60	160.30	177.30	1,974.20
H. Woods	192.00	171.50	177.00	177.70	153.00	188.00	166.00	160.00	182.00	175.00	175.00	181.40	2,098.60
25TH CIRCUIT TOTAL	937.70	815.30	1,005.90	1,001.60	960.20	1,068.60	991.70	925.80	1,003.30	956.30	915.30	1,042.30	11,624.00
28TH CIRCUIT													
Cynthia A. Stanton	187.00	176.40	177.70	174.10	169.90	184.60	171.00	160.00	185.90	179.20	167.70	178.00	2,111.50
Samuel White	175.50	150.60	146.00	153.20	160.00	174.00	156.00	144.00	163.00	152.20	154.00	157.50	1,886.00
28TH CIRCUIT TOTAL	362.50	327.00	323.70	327.30	329.90	358.60	327.00	304.00	348.90	331.40	321.70	335.50	3,997.50
30TH CIRCUIT													
David A. Foley	183.00	169.20	172.60	179.10	177.20	178.30	178.80	235.90	189.60	189.70	168.30	186.30	2,208.00
Jonathan Jewell	178.50	186.50	200.40	194.30	185.10	203.70	174.70	174.30	213.00	195.30	199.60	192.50	2,297.90
Steven Knopp	137.40	138.50	132.20	198.10	140.70	161.90	136.70	139.80	135.70	141.10	150.10	134.20	1,746.40
Teresa C. McCune	183.90	160.80	190.80	198.00	193.80	168.40	153.10	152.40	186.80	165.20	165.90	176.70	2,095.80
30TH CIRCUIT TOTAL	682.80	655.00	696.00	769.50	696.80	712.30	643.30	702.40	725.10	691.30	683.90	689.70	8,348.10
GRAND TOTAL	22,069.60	20,343.90	21,546.70	21,700.60	20,361.70	21,568.80	20,370.40	19,252.90	22,299.20	21,222.00	20,308.60	21,474.90	252,519.30

PD HOURS WORKED BY CASE TYPE BY ATTORNEY

PUBLIC DEFENDER CORPORATION TIME BY CASE TYPE FY 2010

	HOURS	% of TOTAL HOURS
FELONY	82,101.10	33.7%
MISDEMEANOR	50,481.40	20.7%
MENTAL HYGIENE	3,537.90	1.5%
JUVENILE	17,306.70	7.1%
PAROLE, PROBAT., REVOCAT	5,617.80	2.3%
TERMIN/ABUSE	9,439.10	3.9%
HABEAS/SC	7,087.00	2.9%
OTHER	2,069.40	0.8%
ADMINISTRATIVE	65,879.10	27.1%
TOTAL TIME	<u>243,519.50</u>	100.0%

Public Defender Time by Case Type FY 2010



**WV PUBLIC DEFENDER CORPORATIONS
 ATTORNEY TIME BY CASE TYPE FOR FY 2010 (JULY 1, 2009-JUNE 30, 2010)**

CIRCUIT/ATTORNEY	PAROLE										TOTAL
	FELONY	MISD.	MENTAL	JUVENILE	REVOCAT.	ABUSE	SC	OTHER	ADMIN	ADMIN	
9TH CIRCUIT											
BURKS, T.	260.50	369.20	0.00	41.60	15.20	3.50	0.00	6.00	179.50	875.50	
FRENCH, E.	411.50	809.30	2.50	12.00	28.30	0.00	0.00	3.30	493.30	1,760.20	
HAGEE, E.	903.00	448.60	1.10	72.80	43.30	14.90	0.00	45.90	443.20	1,972.80	
HARMON, S.	17.70	7.00	0.00	488.40	0.60	655.80	0.00	0.40	682.00	1,851.90	
KOSTENKO, K.	283.50	152.30	0.00	0.00	25.70	6.00	0.00	2.30	199.50	669.30	
LINKOUS, G.	775.90	682.10	0.00	57.20	82.00	5.10	0.00	19.20	373.80	1,995.30	
MCGINNIS, J.	620.70	477.70	0.00	17.80	40.90	9.80	0.00	17.80	449.30	1,634.00	
SMITH, D.	236.50	483.10	0.00	9.90	4.20	4.80	0.20	2.90	1,114.50	1,856.10	
CIRCUIT TOTAL	3,509.30	3,429.30	3.60	699.70	240.20	699.90	0.20	97.80	3,935.10	12,615.10	
10TH CIRCUIT											
BUFFINGTON, D.	434.60	370.70	38.50	128.00	116.80	35.60	0.00	21.30	619.00	1,764.50	
DUNLAP, R.	755.30	648.20	34.00	150.80	147.00	33.50	0.00	15.50	308.50	2,092.80	
FRASHER, G.	666.50	538.50	67.00	106.00	165.00	30.00	0.00	24.00	502.50	2,099.50	
GRIFFITH, C.	687.70	522.90	69.10	135.70	196.10	69.40	48.10	41.00	497.80	2,267.80	
HEBB, M.	905.10	416.40	58.60	12.30	196.70	9.30	5.00	10.60	609.90	2,223.90	
NOGGY, J.	646.20	434.20	43.00	166.10	100.50	93.70	1.60	22.20	487.60	1,995.10	
SHUCK, E.	818.40	767.70	50.40	171.60	163.60	51.40	0.00	12.40	82.10	2,117.60	
CIRCUIT TOTAL	4,913.80	3,698.60	360.60	870.50	1,085.70	322.90	54.70	147.00	3,107.40	14,561.20	
11TH CIRCUIT											
BOSTIC, D.	590.30	71.50	206.50	6.00	0.00	0.50	23.50	9.00	1,072.00	1,979.30	
DANIELL, D.	889.50	814.00	59.50	2.00	0.00	4.50	0.00	20.50	257.50	2,047.50	
EDWARDS, J.	706.10	714.90	65.00	103.00	25.60	194.50	24.00	18.50	223.00	2,074.60	
PARAGAMIAN, S.	221.50	510.70	32.00	573.40	1.00	401.50	0.00	25.00	316.50	2,081.60	
CIRCUIT TOTAL	2,407.40	2,111.10	363.00	684.40	26.60	601.00	47.50	73.00	1,869.00	8,183.00	

**WV PUBLIC DEFENDER CORPORATIONS
 ATTORNEY TIME BY CASE TYPE FOR FY 2010 (JULY 1, 2009-JUNE 30, 2010)**

CIRCUIT/ATTORNEY	PAROLE										TOTAL
	FELONY	MISD.	MENTAL HYGIENE	JUVENILE	PROBAT. REVOCAT.	TERMIN/ ABUSE	HABEAS SC	OTHER	ADMIN	ADMIN	
12TH CIRCUIT											
ADKINS, J.	805.50	317.50	25.70	231.90	7.00	298.70	11.40	28.70	317.50		2,043.90
FRALEY, N.	847.10	279.60	16.00	220.10	23.70	201.10	0.50	12.10	501.90		2,102.10
KEARNEY, E.	1,244.70	202.70	10.00	77.40	59.20	24.30	0.50	10.60	446.10		2,075.50
STANTON, E.	878.30	355.10	15.60	116.70	64.60	260.60	7.90	19.30	490.80		2,208.90
CIRCUIT TOTAL	3,775.60	1,154.90	67.30	646.10	154.50	784.70	20.30	70.70	1,756.30		8,430.40
13TH CIRCUIT											
ARRITT, K.	1,374.50	57.00	2.00	1.00	136.00	8.50	0.00	21.00	453.00		2,053.00
AYERS, G.	0.00	5.00	8.00	313.00	0.00	0.00	1.00	0.00	339.50		666.50
BROWN, B.	30.70	190.40	1,122.60	97.50	0.00	0.00	55.50	8.00	429.50		1,934.20
BRUMMOND, M.	132.00	184.50	4.50	111.40	1.50	0.00	716.30	0.00	886.50		2,036.70
CASTELLE, G.	497.50	49.00	8.30	54.30	170.20	0.00	31.60	19.40	1,235.10		2,065.40
CATLETT, R.	10.00	1,257.60	3.00	0.00	3.00	0.00	0.00	2.00	594.10		1,869.70
CHISOLM, T.	19.90	5.40	0.00	0.60	0.00	0.00	1,198.90	0.00	1,222.10		2,446.90
COLLIN, J.	168.10	34.60	15.20	227.00	0.50	0.00	526.70	102.00	1,095.90		2,170.00
CROSS, C.	1,704.30	46.60	3.00	0.00	211.10	0.00	0.00	15.60	246.80		2,227.40
DRIVER, S.	1,033.10	49.00	0.60	1.80	71.80	7.60	156.80	29.40	384.60		1,734.70
GREENE, T.	1,632.30	73.00	5.00	4.00	62.00	0.00	0.00	39.00	242.50		2,057.80
HOLICKER, R.	1,709.50	35.50	3.00	9.00	87.50	13.00	0.00	24.00	216.50		2,098.00
KESSELL, K.	118.30	1,090.90	26.60	7.30	6.20	0.00	0.00	2.00	648.00		1,899.30
MICHELSON, G.	1.00	7.00	0.00	30.30	1.00	0.00	1.00	0.00	31.50		71.80
MILLER, D.	125.20	0.00	0.00	0.00	0.00	0.00	1,334.10	0.00	747.50		2,206.80
MULLINS, B.	543.50	50.00	1.00	0.50	73.00	15.00	0.00	6.50	77.50		767.00
PANUCCI, D.	58.50	4.00	4.00	0.00	0.00	0.00	1,364.00	0.00	678.50		2,109.00
PARMER, J.	1,518.10	34.70	37.50	13.70	97.60	37.20	91.70	41.20	333.10		2,204.80
POORE, M.	777.40	86.40	39.80	10.40	112.20	0.50	4.00	22.10	963.90		2,016.70
SHAVERS, Z.	209.50	105.50	21.50	378.00	10.50	1.50	0.00	10.50	1,325.50		2,062.50
SHEETS, R.	62.60	237.30	110.10	876.60	0.00	0.00	4.20	7.00	860.20		2,158.00
SMITH, T.	28.90	1,558.00	11.60	0.60	0.50	0.00	1.00	20.30	385.10		2,006.00
SULLIVAN, J.	1,377.80	33.80	8.80	1.00	189.50	0.90	0.00	42.70	503.50		2,158.00
WALDEN, C.	9.00	1,556.00	6.00	0.00	2.00	0.00	0.00	2.00	486.00		2,061.00
WHITE, S.	1,498.30	36.00	4.00	0.00	61.00	0.00	0.00	17.50	432.70		2,049.50
CIRCUIT TOTAL	14,640.00	6,787.20	1,446.10	2,138.00	1,297.10	84.20	5,486.80	432.20	14,819.10		47,130.70

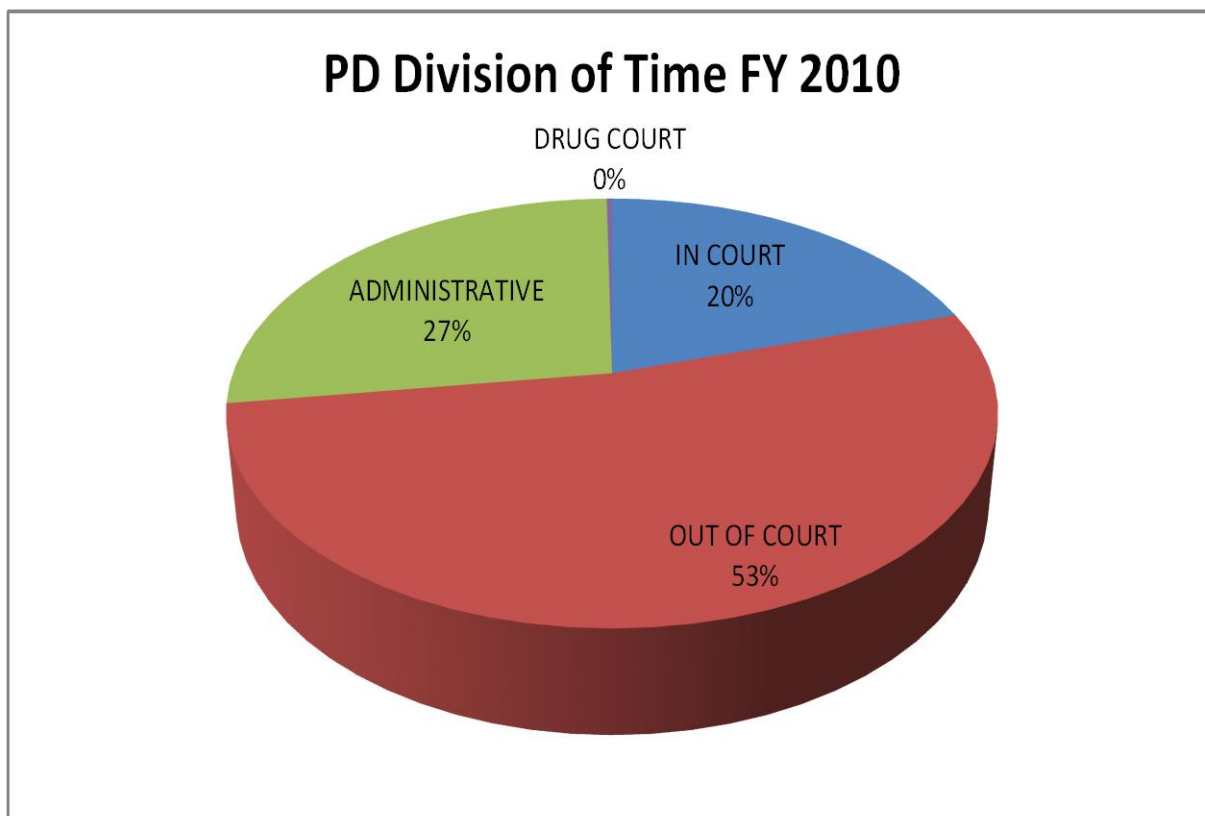
**WV PUBLIC DEFENDER CORPORATIONS
 ATTORNEY TIME BY CASE TYPE FOR FY 2010 (JULY 1, 2009-JUNE 30, 2010)**

CIRCUIT/ATTORNEY	PAROLE										TOTAL
	FELONY	MISD.	MENTAL HYGIENE	JUVENILE	REVOCAT.	ABUSE	SC	OTHER	ADMIN	TOTAL	
24TH CIRCUIT											
PREECE, D.	23.50	24.50	0.00	26.50	2.00	0.00	0.00	2.00	7.50	86.00	
QUEEN, D.	842.90	340.80	0.00	402.60	114.10	0.00	0.00	3.00	368.50	2,071.90	
WALTERS, B.	993.90	274.00	0.00	13.00	57.70	0.00	0.00	25.00	652.70	2,016.30	
WIBLE, J.	714.20	200.50	0.00	1.50	6.30	0.00	104.30	29.90	178.10	1,234.80	
WILKINSON, R.	21.00	0.50	0.00	0.40	0.00	0.00	51.80	0.00	135.70	209.40	
CIRCUIT TOTAL	2,595.50	840.30	0.00	444.00	180.10	0.00	156.10	59.90	1,342.50	5,618.40	
25TH CIRCUIT											
LOCKWOOD, D.	633.10	123.70	17.00	98.00	54.80	538.00	30.00	39.00	365.00	1,898.60	
MALONE, M.	1,464.60	101.30	1.00	7.00	276.50	28.00	0.00	1.00	217.20	2,096.60	
NOLEN, H.	25.10	1,474.30	0.00	2.80	18.20	0.30	0.00	0.00	427.50	1,948.20	
RIFFE, R.	144.20	755.00	10.40	25.50	33.10	72.20	0.00	0.50	579.30	1,620.20	
WHITE, R.	749.50	43.60	5.60	18.50	21.70	13.30	30.40	1.00	1,088.60	1,972.20	
WOODS, H.	403.60	138.60	40.70	515.90	100.00	68.20	0.00	64.80	665.70	1,997.50	
CIRCUIT TOTAL	3,420.10	2,636.50	74.70	667.70	504.30	720.00	60.40	106.30	3,343.30	11,533.30	
28TH CIRCUIT											
STANTON, C.	410.40	655.80	9.20	254.30	0.00	35.30	0.00	9.10	737.40	2,111.50	
WHITE, S.	533.60	450.70	23.00	240.50	10.50	302.50	0.00	11.50	313.70	1,886.00	
CIRCUIT TOTAL	944.00	1,106.50	32.20	494.80	10.50	337.80	0.00	20.60	1,051.10	3,997.50	
30TH CIRCUIT											
FOLEY, D.	875.70	546.80	24.70	23.30	9.10	1.50	0.00	61.40	665.50	2,208.00	
JEWELL, J.	1,078.00	483.90	20.10	10.80	20.10	0.00	0.00	33.00	652.00	2,297.90	
KNOPP, S.	544.70	260.00	26.50	26.90	38.70	3.30	0.00	18.80	827.50	1,746.40	
MCCUNE, T.	290.90	138.50	33.20	658.40	11.10	95.10	0.00	15.10	853.40	2,095.70	
CIRCUIT TOTAL	2,789.30	1,429.20	104.50	719.40	79.00	99.90	0.00	128.30	2,998.40	8,348.00	
STATE TOTAL	82,101.10	50,481.40	3,537.90	17,306.70	5,617.80	9,439.10	7,087.00	2,069.40	65,879.10	243,519.50	

PD HOURS WORKED BY ATTORNEY IN COURT / OUT OF COURT / ADMINISTRATIVE / DRUG COURT

**PUBLIC DEFENDER CORPORATION TIME FOR FY 2010
BY IN COURT / OUT OF COURT / ADMINISTRATIVE / DRUG COURT**

IN COURT	49,398.90
OUT OF COURT	128,167.60
ADMINISTRATIVE	65,879.10
DRUG COURT	650.30
TOTAL TIME	244,095.90



**WV PUBLIC DEFENDER CORPORATIONS ATTORNEY TIME
 BY IN COURT/OUT OF COURT/ADMINISTRATION/DRUG COURT FOR FY 2010**

CIRCUIT/ATTORNEY	IN COURT	OUT OF COURT	ADMIN.	DRUG COURT	TOTAL
1ST CIRCUIT					
BROGAN, F.	360.40	1,289.50	597.60	0.00	2,247.50
HERSHBERGER, J	242.40	1,242.30	427.30	0.00	1,912.00
KOKIKO, A.	94.20	1,246.70	468.40	0.00	1,809.30
MOORE, T.	280.60	1,470.10	319.50	0.00	2,070.20
STILLWELL, S	218.50	1,699.10	147.20	0.00	2,064.80
TWITTY, R.	264.20	1,485.30	377.00	0.00	2,126.50
WELLING, S.	322.10	1,221.00	593.50	0.00	2,136.60
WIATER, J.	291.10	1,472.50	203.40	0.00	1,967.00
WOOD, J.	332.50	1,221.10	641.80	33.70	2,229.10
CIRCUIT TOTAL	2,406.00	12,347.60	3,775.70	33.70	18,563.00
2ND CIRCUIT					
ANDERSON, J.	324.10	1,215.80	562.00	0.00	2,101.90
GAINER, J.	210.00	1,374.60	416.90	0.00	2,001.50
GARDNER, J.	274.90	1,282.10	284.30	0.00	1,841.30
ZEHNDER, D.	129.30	891.00	1,052.00	0.00	2,072.30
CIRCUIT TOTAL	938.30	4,763.50	2,315.20	0.00	8,017.00
5TH CIRCUIT					
HOMES, R.	852.10	578.20	294.50	0.00	1,724.80
JOHNSON, R.	329.70	1,065.80	401.00	0.00	1,796.50
MONK, T.	423.20	1,332.10	356.00	0.00	2,111.30
MORRIS, P.	401.90	1,028.50	351.00	0.00	1,781.40
POSTALWAIT, K.	293.50	860.70	606.00	0.00	1,760.20
SETTLE, S.	191.10	1,178.40	481.00	0.00	1,850.50
WILKINS, N.	24.20	34.20	48.00	0.00	106.40
CIRCUIT TOTAL	2,515.70	6,077.90	2,537.50	0.00	11,131.10

**WV PUBLIC DEFENDER CORPORATIONS ATTORNEY TIME
 BY IN COURT/OUT OF COURT/ADMINISTRATION/DRUG COURT FOR FY 2010**

CIRCUIT/ATTORNEY	IN COURT	OUT OF COURT	ADMIN.	DRUG COURT	TOTAL
6TH CIRCUIT					
CARICO, K.	479.00	1,021.70	525.40	0.00	2,026.10
GOAD, J.	620.50	854.50	398.00	0.00	1,873.00
HAGER, H.	122.70	436.70	0.00	0.00	559.40
HENDERSON, G.	269.60	1,666.10	469.40	0.40	2,405.50
HENSLEY, J.	820.50	425.00	344.50	83.00	1,673.00
JORDAN, P.	667.20	895.00	593.50	0.00	2,155.70
LEVY, P.	395.30	890.50	454.70	36.60	1,777.10
LEWIS, L.	270.50	1,321.10	312.20	0.00	1,903.80
STANLEY, G.	19.00	1,204.50	577.00	0.00	1,800.50
WALTERS, B.	623.20	692.60	428.00	7.20	1,751.00
WALTON, A.	802.60	666.10	229.20	0.00	1,697.90
WEED, V.	566.20	1,117.10	317.30	0.00	2,000.60
WILKINSON, R.	85.80	935.50	848.80	0.00	1,870.10
CIRCUIT TOTAL	5,742.10	12,126.40	5,498.00	127.20	23,493.70
7TH CIRCUIT					
ADKINS, D.	254.70	1,459.30	423.10	25.20	2,162.30
BLEVINS, M.	30.90	141.00	389.10	0.00	561.00
DINGESS, A.	71.10	165.30	56.80	11.60	304.80
MCDANIEL, D.	473.40	1,050.50	271.30	0.00	1,795.20
MERCERVIO, G.	285.80	835.80	511.20	0.00	1,632.80
CIRCUIT TOTAL	1,115.90	3,651.90	1,651.50	36.80	6,456.10
8TH CIRCUIT					
ALVAREZ, J.	345.30	1,313.50	204.00	0.00	1,862.80
ANDERSON, F.	290.90	1,470.20	193.00	0.00	1,954.10
BLAIR, R.	656.70	1,205.30	152.00	0.00	2,014.00
CIRCUIT TOTAL	1,292.90	3,989.00	549.00	0.00	5,830.90

**WV PUBLIC DEFENDER CORPORATIONS ATTORNEY TIME
 BY IN COURT/OUT OF COURT/ADMINISTRATION/DRUG COURT FOR FY 2010**

CIRCUIT/ATTORNEY	IN COURT	OUT OF COURT	ADMIN.	DRUG COURT	TOTAL
9TH CIRCUIT					
BURKS, T.	124.40	617.20	1,114.50	21.00	1,877.10
FRENCH, E.	227.00	1,039.90	493.30	0.00	1,760.20
HAGER, E.	434.00	1,095.60	443.20	0.50	1,973.30
HARMON, S.	468.80	715.90	449.30	0.00	1,634.00
KOSTENKO, K.	425.00	1,196.50	373.80	38.10	2,033.40
LINKOUS, G.	299.10	870.80	682.00	0.00	1,851.90
MCGINNIS, J.	116.30	353.50	199.50	0.00	669.30
SMITH, D.	193.10	502.90	179.50	3.00	878.50
CIRCUIT TOTAL	2,287.70	6,392.30	3,935.10	62.60	12,677.70
10TH CIRCUIT					
BUFFINGTON, D.	622.90	1,161.40	308.50	0.00	2,092.80
DUNLAP, R.	542.70	1,492.20	82.10	0.60	2,117.60
FRASHER, G.	421.60	1,349.40	497.80	0.00	2,268.80
GRIFFITH, C.	502.60	642.90	619.00	0.00	1,764.50
HEBB, M.	255.60	1,251.90	487.60	0.00	1,995.10
NOGGY, J.	360.20	1,253.80	609.90	0.00	2,223.90
SHUCK, E.	1,074.00	523.00	502.50	0.00	2,099.50
CIRCUIT TOTAL	3,779.60	7,674.60	3,107.40	0.60	14,562.20
11TH CIRCUIT					
BOSTIC, D.	390.50	516.80	1,072.00	5.00	1,984.30
DANIELL, D.	535.50	1,254.50	257.50	0.00	2,047.50
EDWARDS, J.	402.50	1,449.10	223.00	0.00	2,074.60
PARAGAMIAN, S.	417.20	1,347.90	316.50	0.00	2,081.60
CIRCUIT TOTAL	1,745.70	4,568.30	1,869.00	5.00	8,188.00

**WV PUBLIC DEFENDER CORPORATIONS ATTORNEY TIME
 BY IN COURT/OUT OF COURT/ADMINISTRATION/DRUG COURT FOR FY 2010**

CIRCUIT/ATTORNEY	IN COURT	OUT OF COURT	ADMIN.	DRUG COURT	TOTAL
12TH CIRCUIT					
ADKINS, J.	495.40	1,134.00	446.10	0.00	2,075.50
FRALEY, N.	422.30	1,295.80	490.80	0.00	2,208.90
KEARNEY, E.	507.80	1,218.60	317.50	0.00	2,043.90
STANTON, E.	396.70	1,203.50	501.90	0.00	2,102.10
CIRCUIT TOTAL	1,822.20	4,851.90	1,756.30	0.00	8,430.40
13TH CIRCUIT					
ARRITT, K.	35.70	4.60	31.50	0.00	71.80
AYERS, G.	22.70	1202.10	1222.10	0.00	2,446.90
BROWN, B.	398.00	1202.00	453.00	0.00	2,053.00
BRUMMOND, M.	20.50	1438.80	747.50	0.00	2,206.80
CASTELLE, G.	54.90	1019.20	1095.90	0.00	2,170.00
CATLETT, R.	35.00	1395.50	678.50	0.00	2,109.00
CHISOLM, T.	325.50	1329.00	503.50	0.00	2,158.00
COLLIN, J.	444.50	1376.80	242.50	17.00	2,080.80
DRIVER, S.	585.50	151.50	1325.50	0.00	2,062.50
GREENE, T.	714.60	906.30	385.10	0.00	2,006.00
HOLICKER, R.	394.60	1477.10	333.10	0.00	2,204.80
KESSELL, K.	743.40	507.90	648.00	0.00	1,899.30
MICHELSON, G.	477.00	1503.60	246.80	0.00	2,227.40
MILLER, D.	701.60	574.00	594.10	0.00	1,869.70
MULLINS, B.	132.50	194.50	339.50	0.00	666.50
PANUCCI, D.	134.30	696.00	1235.10	0.00	2,065.40
PARMER, J.	282.30	1067.80	384.60	0.00	1,734.70
POORE, M.	158.00	531.50	77.50	0.00	767.00
ROSS, C.	1229.00	275.70	429.50	0.00	1,934.20
SHAVERS, Z.	370.00	1246.80	432.70	0.00	2,049.50
SHEETS, R.	260.80	790.40	963.90	188.50	2,203.60
SMITH, T.	943.00	632.00	486.00	0.00	2,061.00
SULLIVAN, J.	561.00	1320.50	216.50	0.00	2,098.00
WALDEN, C.	4.00	1146.20	886.50	0.00	2,036.70
WHITE, S.	1016.90	280.90	860.20	0.00	2,158.00
CIRCUIT TOTAL	10,045.30	22,270.70	14,819.10	205.50	47,340.60

**WV PUBLIC DEFENDER CORPORATIONS ATTORNEY TIME
 BY IN COURT/OUT OF COURT/ADMINISTRATION/DRUG COURT FOR FY 2010**

CIRCUIT/ATTORNEY	IN COURT	OUT OF COURT	ADMIN.	DRUG COURT	TOTAL
15TH CIRCUIT					
BRINEGAR, D.	171.30	483.40	304.80	0.00	959.50
CLARK, J.	515.80	764.30	687.00	0.00	1,967.10
COX, K.	365.50	1,295.50	300.50	0.00	1,961.50
DAVIS, G.	239.00	1,268.30	514.20	0.00	2,021.50
NEWBOLD, W.	306.50	1,108.90	469.00	0.00	1,884.40
SHUCK, L.	275.40	1,415.40	344.50	0.00	2,035.30
SKEEN, H.	309.90	1,214.80	511.10	0.00	2,035.80
ULRICH, N.	243.30	1,126.10	664.20	0.00	2,033.60
WELCH, V.	98.80	1,104.70	225.50	0.00	1,429.00
CIRCUIT TOTAL	2,525.50	9,781.40	4,020.80	0.00	16,327.70
18TH CIRCUIT					
COLLINS, S.	211.70	1,158.80	609.10	2.30	1,981.90
GOODRICH, R.	298.80	743.60	916.50	0.00	1,958.90
NIEHAUS, C.	164.30	1,211.90	419.20	72.00	1,867.40
CIRCUIT TOTAL	674.80	3,114.30	1,944.80	74.30	5,808.20
23RD CIRCUIT					
ADAMS, J.	81.90	311.20	1,512.50	0.00	1,905.60
BASHAM, B.	328.00	1,162.00	545.00	0.00	2,035.00
COODE, T.	676.10	1,060.00	360.00	0.00	2,096.10
DEHAVEN, W.	648.50	845.50	509.50	0.00	2,003.50
DELANEY, T.	412.00	1,229.50	557.20	0.00	2,198.70
FREEMAN, M.	516.00	939.40	459.70	0.00	1,915.10
GOULD, J.	366.30	1,201.30	275.00	0.00	1,842.60
GREENBAUM, S.	0.00	0.00	304.00	0.00	304.00
LAWSON, D.	214.80	292.60	1,603.50	0.00	2,110.90
LEHMAN, C.	626.50	848.00	394.00	0.00	1,868.50
LEHMAN, J.	435.80	1,054.50	490.80	0.00	1,981.10
MCFARLAND, J.	493.00	897.50	438.00	0.00	1,828.50
PHILLIPS, F.	357.90	997.00	731.50	0.00	2,086.40
RICH, J.	147.20	149.10	21.70	0.00	318.00
SNYDER, M.	474.30	709.50	428.00	0.00	1,611.80
SPEAKER, H.	534.40	1,150.80	393.00	0.00	2,078.20
STANLEY, T.	607.70	965.50	499.50	0.00	2,072.70
WEINSTEIN, J.	0.00	1,268.00	749.00	0.00	2,017.00
WHITEOAK, J.	367.30	1,141.00	510.80	0.00	2,019.10
WRYE, D.	395.50	1,083.50	338.00	0.00	1,817.00
CIRCUIT TOTAL	7,683.20	17,305.90	11,120.70	0.00	36,109.80

**WV PUBLIC DEFENDER CORPORATIONS ATTORNEY TIME
 BY IN COURT/OUT OF COURT/ADMINISTRATION/DRUG COURT FOR FY 2010**

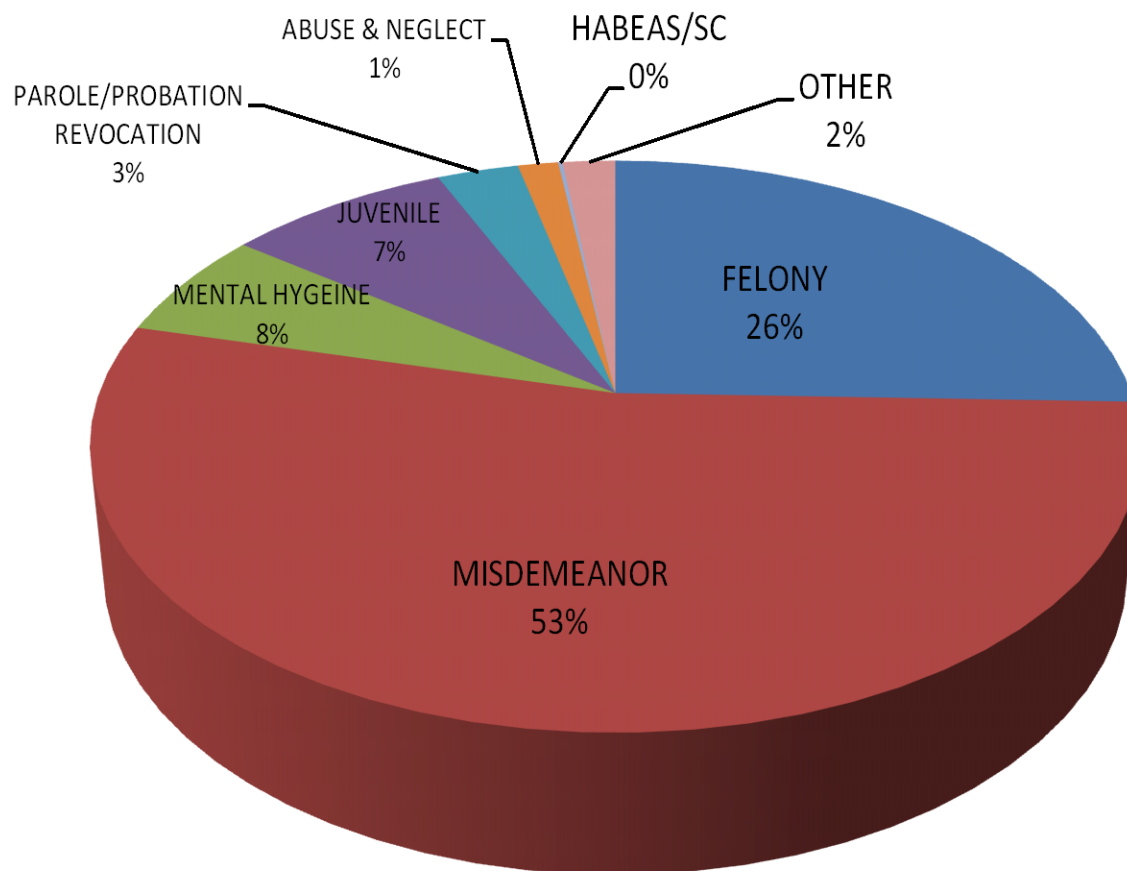
CIRCUIT/ATTORNEY	IN COURT	OUT OF COURT	ADMIN.	DRUG COURT	TOTAL
24TH CIRCUIT					
PREECE, D.	904.40	791.00	368.50	10.00	2,073.90
QUEEN, D.	662.60	701.00	652.70	0.00	2,016.30
WALTERS, B.	61.00	17.50	7.50	0.00	86.00
WIBLE, J.	142.80	913.90	178.10	0.00	1,234.80
WILKINSON, R.	1.50	72.20	135.70	0.00	209.40
CIRCUIT TOTAL	1,772.30	2,495.60	1,342.50	10.00	5,620.40
25TH CIRCUIT					
LOCKWOOD, D.	648.60	883.00	365.00	2.00	1,898.60
MALONE, M.	325.70	715.20	579.30	49.20	1,669.40
NOLEN, H.	331.00	1,189.70	427.50	0.00	1,948.20
RIFFE, R.	298.90	1,032.50	665.70	37.90	2,035.00
WHITE, R.	344.80	538.80	1,088.60	2.00	1,974.20
WOODS, H.	499.00	1,378.90	217.20	3.50	2,098.60
CIRCUIT TOTAL	2,448.00	5,738.10	3,343.30	94.60	11,624.00
28TH CIRCUIT					
STANTON, C.	612.20	761.90	737.40	0.00	2,111.50
WHITE, S.	926.70	645.60	313.70	0.00	1,886.00
CIRCUIT TOTAL	1,538.90	1,407.50	1,051.10	0.00	3,997.50
30TH CIRCUIT					
FOLEY, D.	272.80	1,269.70	665.50	0.00	2,208.00
JEWELL, J.	199.40	1,446.50	652.00	0.00	2,297.90
KNOPP, S.	263.40	655.50	827.50	0.00	1,746.40
MCCUNE, T.	151.40	1,090.90	853.40	0.00	2,095.70
CIRCUIT TOTAL	887.00	4,462.60	2,998.40	0.00	8,348.00
STATE TOTAL	49,398.90	128,167.60	65,879.10	650.30	244,095.90

PD CORPORATIONS CASES AND CHARGES REPRESENTED, OPENED, AND CLOSED BY CASE TYPE

PUBLIC DEFENDER CORPORATION TOTAL CASES REPRESENTED FOR FY 2010

FELONY	11,202
MISDEMEANOR	23,499
MENTAL HYGEINE	2,725
JUVENILE	3,612
PAROLE/PROBATION REVOCATION	1,319
ABUSE & NEGLECT	654
HABEAS/SC	67
OTHER	856
TOTAL CASES	43,934

PD REPRESENTED CASES FY 2010



**PUBLIC DEFENDER CORPORATIONS
 CASES REPRESENTED BY CASE TYPE FOR FY 2010**

CIRCUIT	PAROLE											TOTAL	
	FELONY	MISD.	MENTAL	JUVENILE	REVOCAT.	ABUSE	HABEAS	OTHER	TOTAL	SC	ABUSE		
1ST CIRCUIT	657	1,646	0	149	122	24	0	104	2,702	0	24	104	2,702
2ND CIRCUIT	359	610	0	195	59	35	4	24	1,286	4	35	24	1,286
5TH CIRCUIT	355	722	54	100	25	64	0	7	1,327	0	64	7	1,327
6TH CIRCUIT	1,523	3,160	507	353	74	45	22	24	5,708	22	45	24	5,708
7TH CIRCUIT	558	437	162	89	40	62	0	36	1,384	0	62	36	1,384
8TH CIRCUIT	371	869	11	90	3	35	0	48	1,427	0	35	48	1,427
9TH CIRCUIT	400	1,661	2	94	50	54	0	69	2,330	0	54	69	2,330
10TH CIRCUIT	831	1,470	281	217	338	19	5	101	3,262	5	19	101	3,262
11TH CIRCUIT	342	722	128	127	8	48	0	30	1,405	0	48	30	1,405
12TH CIRCUIT	330	581	49	34	43	34	0	23	1,094	0	34	23	1,094
13TH CIRCUIT	2,125	5,192	1,155	823	307	11	33	129	9,775	33	11	129	9,775
15TH CIRCUIT	487	1,135	42	353	78	2	0	23	2,120	0	2	23	2,120
18TH CIRCUIT	217	229	31	65	32	19	0	71	664	0	19	71	664
23RD CIRCUIT	1,482	2,949	137	528	36	105	1	62	5,300	1	105	62	5,300
24TH CIRCUIT	363	508	0	89	50	0	2	6	1,018	2	0	6	1,018
25TH CIRCUIT	385	901	84	145	41	57	0	19	1,632	0	57	19	1,632
28TH CIRCUIT	154	396	36	91	2	40	0	22	741	0	40	22	741
30TH CIRCUIT	263	311	46	70	11	0	0	58	759	0	0	58	759
STATE TOTAL	11,202	23,499	2,725	3,612	1,319	654	67	856	43,934	67	654	856	43,934

Notes: Cases associated with Drug Courts normally remain open until such time as all charges are resolved.

**PUBLIC DEFENDER CORPORATIONS
 CASES & CHARGES REPRESENTED BY CASE TYPE FOR FY 2010**

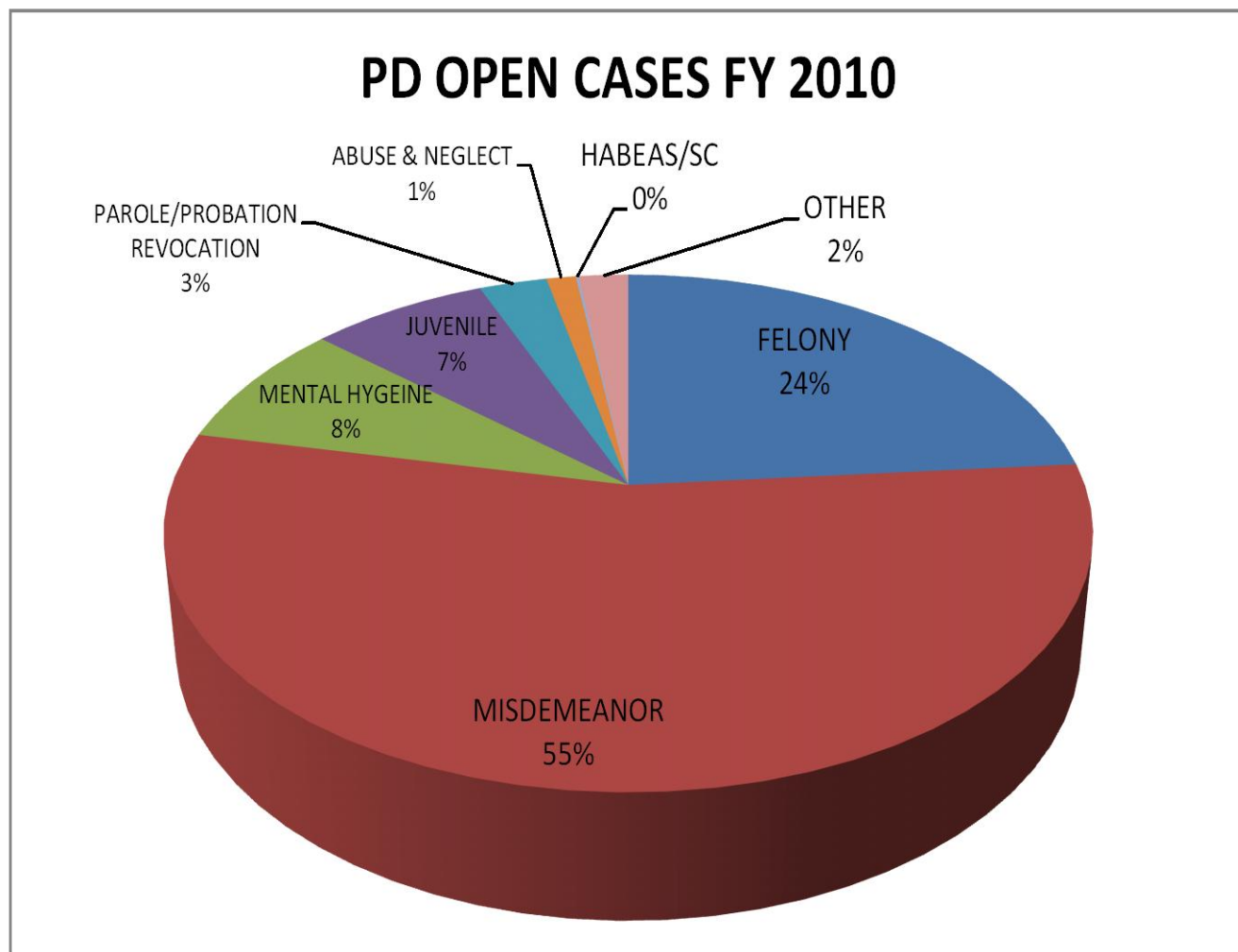
CIRCUIT	FELONY		MISD.		MENTAL HYGIENE		JUVENILE		PROBAT.		TERMIN/ ABUSE		HABEAS SC		OTHER	
	PRI	CHGS	PRI	CHGS	PRI	CHGS	PRI	CHGS	PRI	CHGS	PRI	CHGS	PRI	CHGS	PRI	CHGS
1ST CIRCUIT	657	1,045	1,646	2,640	0	0	149	181	122	117	24	44	0	1	104	97
2ND CIRCUIT	359	921	610	970	0	0	195	281	59	67	35	78	4	4	24	25
5TH CIRCUIT	355	986	722	1,480	54	55	100	137	25	23	64	159	0	0	7	8
6TH CIRCUIT	1,523	3,546	3,160	6,781	507	529	353	436	74	77	45	48	22	21	24	22
7TH CIRCUIT	558	1,515	437	1,189	162	161	89	103	40	35	62	74	0	0	36	36
8TH CIRCUIT	371	1,586	869	2,398	11	12	90	179	3	2	35	96	0	0	48	48
9TH CIRCUIT	400	1,285	1,661	3,609	2	5	94	208	50	4	54	175	0	0	69	73
10TH CIRCUIT	831	2,128	1,470	2,943	281	258	217	313	338	285	19	40	5	3	101	98
11TH CIRCUIT	342	693	722	944	128	164	127	186	8	9	48	65	0	1	30	26
12TH CIRCUIT	330	1,342	581	1,174	49	48	34	59	43	49	34	50	0	0	23	28
13TH CIRCUIT	2,125	4,221	5,192	10,353	1,155	1,222	823	1,196	307	315	11	30	33	37	129	344
15TH CIRCUIT	487	991	1,135	1,735	42	51	353	486	78	83	2	1	0	0	23	27
18TH CIRCUIT	217	388	229	426	31	39	65	60	32	29	19	30	0	2	71	61
23RD CIRCUIT	1,482	3,662	2,949	5,847	137	139	528	771	36	36	105	131	1	1	62	81
24TH CIRCUIT	363	771	508	923	0	0	89	222	50	68	0	0	2	1	6	7
25TH CIRCUIT	385	948	901	2,218	84	85	145	198	41	60	57	106	0	0	19	28
28TH CIRCUIT	154	722	396	683	36	38	91	142	2	2	40	89	0	1	22	21
30TH CIRCUIT	263	987	311	919	46	55	70	101	11	10	0	0	0	0	58	77
STATE TOTAL	11,202	27,737	23,499	47,232	2,725	2,861	3,612	5,259	1,319	1,271	654	1,216	67	72	856	1,107

Notes: Cases associated with Drug Courts normally remain open until such time as all charges are resolved.

TOTAL CHARGES 86,755
 TOTAL CASES 43,934

PUBLIC DEFENDER CORPORATION TOTAL CASES OPEN FOR FY 2010

FELONY	7,598
MISDEMEANOR	17,565
MENTAL HYGEINE	2,585
JUVENILE	2,369
PAROLE/PROBATION REVOCATION	907
ABUSE & NEGLECT	394
HABEAS/SC	37
OTHER	664
TOTAL CASES	32,119



**PUBLIC DEFENDER CORPORATIONS
 CASES OPEN BY CASE TYPE FOR FY 2010**

CIRCUIT	PAROLE										TOTAL
	FELONY	MISD.	MENTAL	JUVENILE	REVOCAT.	ABUSE	SC	OTHER	TOTAL	OTHER	
1ST CIRCUIT	418	1,087	0	81	81	14	0	68	1,749		
2ND CIRCUIT	256	519	0	124	49	23	2	17	990		
5TH CIRCUIT	229	572	54	65	16	42	0	5	983		
6TH CIRCUIT	1,161	2,460	507	240	55	25	13	18	4,479		
7TH CIRCUIT	407	281	161	55	27	39	0	27	997		
8TH CIRCUIT	227	676	10	56	2	21	0	46	1,038		
9TH CIRCUIT	305	1,321	2	57	31	32	0	69	1,817		
10TH CIRCUIT	557	1,151	231	152	222	13	3	79	2,408		
11TH CIRCUIT	180	389	97	65	4	24	0	17	776		
12TH CIRCUIT	220	472	47	21	37	21	0	20	838		
13TH CIRCUIT	1,280	3,709	1,152	523	203	7	17	91	6,982		
15TH CIRCUIT	307	777	34	234	56	1	0	20	1,429		
18TH CIRCUIT	132	159	20	33	18	11	0	54	427		
23RD CIRCUIT	1,076	2,301	132	384	27	60	1	53	4,034		
24TH CIRCUIT	266	396	0	67	36	0	1	5	771		
25TH CIRCUIT	261	671	84	102	32	34	0	16	1,200		
28TH CIRCUIT	121	348	30	67	1	27	0	19	613		
30TH CIRCUIT	195	276	24	43	10	0	0	40	588		
STATE TOTAL	7,598	17,565	2,585	2,369	907	394	37	664	32,119		

Notes: Cases associated with Drug Courts normally remain open until such time as all charges are resolved.

**PUBLIC DEFENDER CORPORATIONS
 CASES & CHARGES OPEN BY CASE TYPE FOR FY 2010**

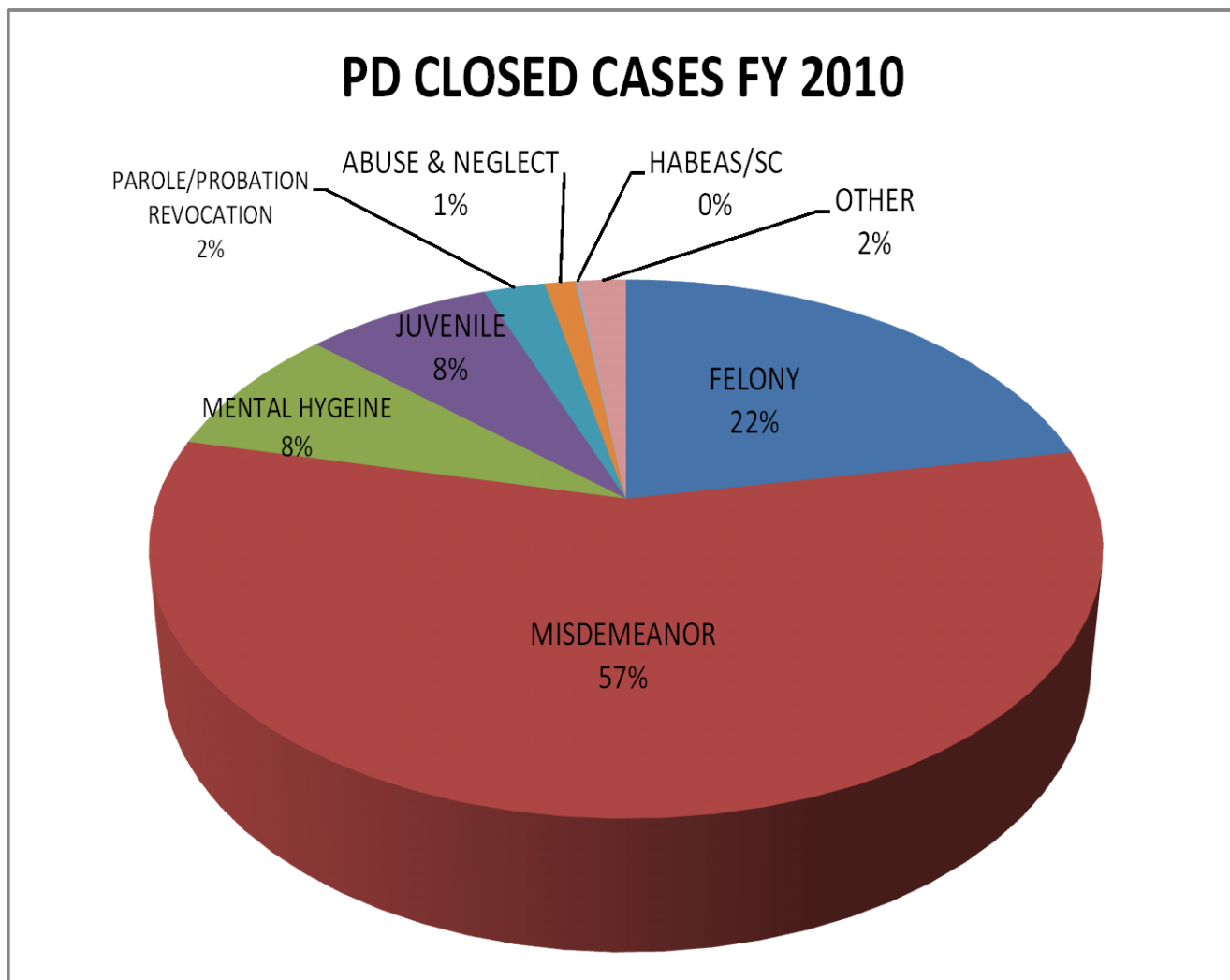
CIRCUIT	FELONY		MISD.		MENTAL		JUVENILE		PROBAT.		TERMIN/ ABUSE		HABEAS		OTHER	
	PRI	CHGS	PRI	CHGS	PRI	CHGS	PRI	CHGS	PRI	CHGS	PRI	CHGS	PRI	CHGS	PRI	CHGS
1ST CIRCUIT	418	666	1,087	1,756	0	0	81	89	81	84	14	29	0	0	68	72
2ND CIRCUIT	256	575	519	816	0	0	124	178	49	57	23	40	2	3	17	19
5TH CIRCUIT	229	580	572	1,073	54	54	65	90	16	20	42	96	0	0	5	5
6TH CIRCUIT	1,161	2,635	2,460	4,811	507	508	240	299	55	55	25	31	13	13	18	22
7TH CIRCUIT	407	1,079	281	815	161	161	55	72	27	27	39	48	0	0	27	27
8TH CIRCUIT	227	957	676	1,843	10	10	56	124	2	2	21	47	0	0	46	46
9TH CIRCUIT	305	917	1,321	2,809	2	5	57	99	31	31	32	81	0	0	69	70
10TH CIRCUIT	557	1,503	1,151	2,272	231	231	152	212	222	222	13	27	3	3	79	79
11TH CIRCUIT	180	411	389	663	97	97	65	99	4	6	24	45	0	0	17	19
12TH CIRCUIT	220	889	472	1,010	47	47	21	28	37	41	21	26	0	0	20	24
13TH CIRCUIT	1,280	2,399	3,709	6,794	1,152	1,187	523	788	203	216	7	11	17	17	91	122
15TH CIRCUIT	307	632	777	1,240	34	34	234	295	56	56	1	1	0	0	20	20
18TH CIRCUIT	132	209	159	300	20	20	33	33	18	18	11	11	0	0	54	54
23RD CIRCUIT	1,076	2,671	2,301	4,428	132	132	384	484	27	27	60	63	1	1	53	58
24TH CIRCUIT	266	545	396	715	0	0	67	105	36	37	0	0	1	1	5	5
25TH CIRCUIT	261	539	671	1,630	84	85	102	109	32	33	34	79	0	0	16	16
28TH CIRCUIT	121	516	348	578	30	30	67	89	1	1	27	61	0	0	19	20
30TH CIRCUIT	195	812	276	778	24	28	43	66	10	10	0	0	0	0	40	51
STATE TOTAL	7,598	18,535	17,565	34,331	2,585	2,629	2,369	3,259	907	943	394	696	37	38	664	729

Notes: Cases associated with Drug Courts normally remain open until such time as all charges are resolved.

TOTAL CHARGES 61,160
 TOTAL CASES 32,119

PUBLIC DEFENDER CORPORATION TOTAL CASES CLOSED FOR FY 2010

FELONY	6,822
MISDEMEANOR	17,512
MENTAL HYGEINE	2,471
JUVENILE	2,342
PAROLE/PROBATION REVOCATION	769
ABUSE & NEGLECT	392
HABEAS/SC	36
OTHER	595
TOTAL CASES	30,939



**PUBLIC DEFENDER CORPORATIONS
 CASES CLOSED BY CASE TYPE FOR FY 2010**

CIRCUIT	PAROLE										TOTAL
	FELONY	MISD.	MENTAL	JUVENILE	REVOCAT.	ABUSE	SC	OTHER	TOTAL		
1ST CIRCUIT	345	984	0	59	58	18	2	45	1,511		
2ND CIRCUIT	268	512	0	109	44	25	1	15	974		
5TH CIRCUIT	220	623	56	62	10	45	0	7	1,023		
6TH CIRCUIT	1,057	2,690	507	228	56	17	7	12	4,574		
7TH CIRCUIT	257	206	93	39	20	29	1	8	653		
8TH CIRCUIT	142	616	9	49	1	22	0	44	883		
9TH CIRCUIT	320	1,311	2	73	21	45	1	68	1,841		
10TH CIRCUIT	530	1,219	200	137	167	14	1	67	2,335		
11TH CIRCUIT	51	147	83	12	1	12	1	5	312		
12TH CIRCUIT	195	429	46	23	39	29	2	22	785		
13TH CIRCUIT	1,163	3,970	1,149	379	150	4	16	105	6,936		
15TH CIRCUIT	342	722	43	272	63	5	1	25	1,473		
18TH CIRCUIT	99	166	27	26	7	5	0	42	372		
23RD CIRCUIT	1,002	2,178	131	410	29	62	1	52	3,865		
24TH CIRCUIT	261	399	0	164	47	0	0	6	877		
25TH CIRCUIT	234	685	67	150	44	31	1	17	1,229		
28TH CIRCUIT	157	364	32	89	0	29	1	16	688		
30TH CIRCUIT	179	291	26	61	12	0	0	39	608		
STATE TOTAL	6,822	17,512	2,471	2,342	769	392	36	595	30,939		

Notes: Cases associated with Drug Courts normally remain open until such time as all charges are resolved.

**PUBLIC DEFENDER CORPORATIONS
 CASES & CHARGES CLOSED BY CASE TYPE FOR FY 2010**

CIRCUIT	FELONY		MISD.		MENTAL		JUVENILE		PROBAT.		TERMIN/ ABUSE		HABEAS		OTHER	
	PRI	CHGS	PRI	CHGS	PRI	CHGS	PRI	CHGS	PRI	CHGS	PRI	CHGS	PRI	CHGS	PRI	CHGS
1ST CIRCUIT	345	544	984	1,563	0	0	59	68	58	60	18	29	2	2	45	45
2ND CIRCUIT	268	675	512	824	0	0	109	165	44	53	25	50	1	1	15	16
5TH CIRCUIT	220	578	623	1,189	56	56	62	79	10	14	45	88	0	0	7	7
6TH CIRCUIT	1,057	2,372	2,690	5,167	507	508	228	274	56	56	17	25	7	7	12	16
7TH CIRCUIT	257	734	206	583	93	93	39	45	20	20	29	37	1	1	8	8
8TH CIRCUIT	142	571	616	1,656	9	9	49	95	1	1	22	51	0	0	44	44
9TH CIRCUIT	320	858	1,311	2,850	2	5	73	135	21	22	45	100	1	1	68	68
10TH CIRCUIT	530	1,293	1,219	2,353	200	200	137	175	167	167	14	21	1	1	67	67
11TH CIRCUIT	51	116	147	228	83	83	12	19	1	2	12	12	1	1	5	6
12TH CIRCUIT	195	800	429	956	46	46	23	37	39	43	29	42	2	2	22	27
13TH CIRCUIT	1,163	2,468	3,970	7,436	1,149	1,185	379	607	150	173	4	5	16	17	105	168
15TH CIRCUIT	342	630	722	1,103	43	43	272	351	63	63	5	5	1	1	25	32
18TH CIRCUIT	99	151	166	308	27	27	26	28	7	7	5	9	0	0	42	42
23RD CIRCUIT	1,002	2,293	2,178	4,200	131	131	410	529	29	29	62	67	1	1	52	53
24TH CIRCUIT	261	563	399	741	0	0	164	227	47	50	0	0	0	0	6	6
25TH CIRCUIT	234	521	685	1,705	67	67	150	186	44	46	31	64	1	1	17	19
28TH CIRCUIT	157	613	364	604	32	32	89	130	0	0	29	64	1	1	16	17
30TH CIRCUIT	179	784	291	812	26	29	61	97	12	12	0	0	0	0	39	48
STATE TOTAL	6,822	16,564	17,512	34,278	2,471	2,514	2,342	3,247	769	818	392	669	36	37	595	689

Notes: Cases associated with Drug Courts normally remain open until such time as all charges are resolved.

TOTAL CHARGES 58,816
 TOTAL CASES 30,939

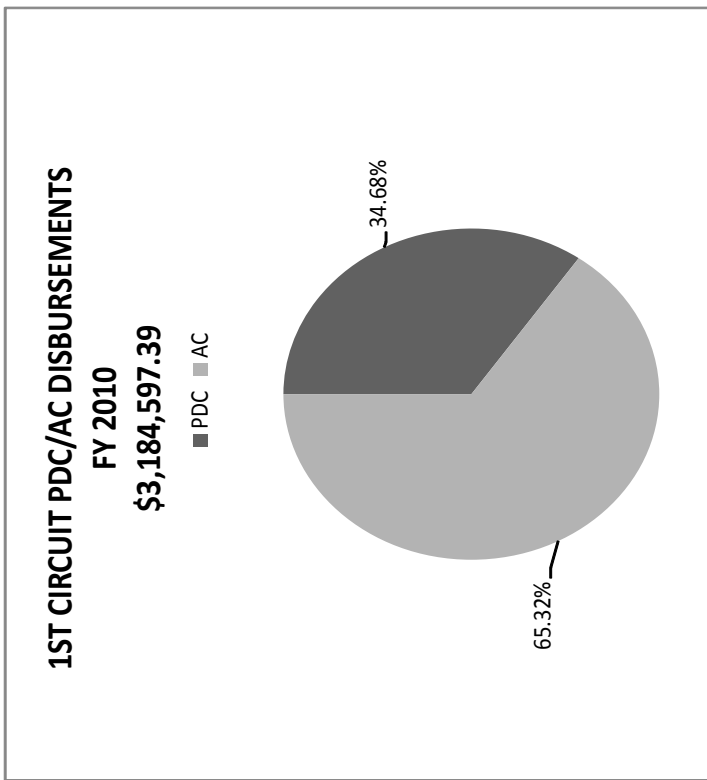
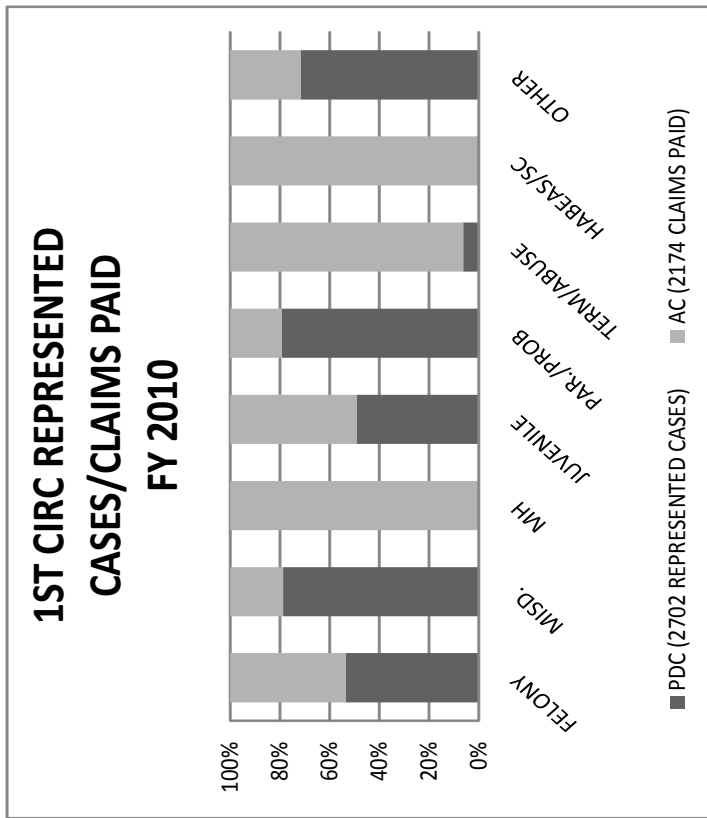
APPENDIX C: APPOINTED COUNSEL / PUBLIC DEFENDER COMPARISONS

PD & AC COMPARISON OF REPRESENTED CASES

**1ST CIRCUIT (BROOKE, HANCOCK & OHIO COUNTIES)
 PDC CASES REPRESENTED COMPARED TO AC CLAIMS PAID FY 2010**

CASE TYPES	PDC	AC	TOTAL	%PDC	%AC
FELONY	657	572	1,229	53.46%	46.54%
MISD.	1,646	445	2,091	78.72%	21.28%
MH	0	551	551	0.00%	100.00%
JUVENILE	149	154	303	49.17%	50.83%
PAR./PROB	122	32	154	79.22%	20.78%
TERM/ABUSE	24	359	383	6.27%	93.73%
HABEAS/SC	0	20	20	0.00%	100.00%
OTHER	104	41	145	71.72%	28.28%
TOTAL	2,702	2,174	4,876	55.41%	44.59%

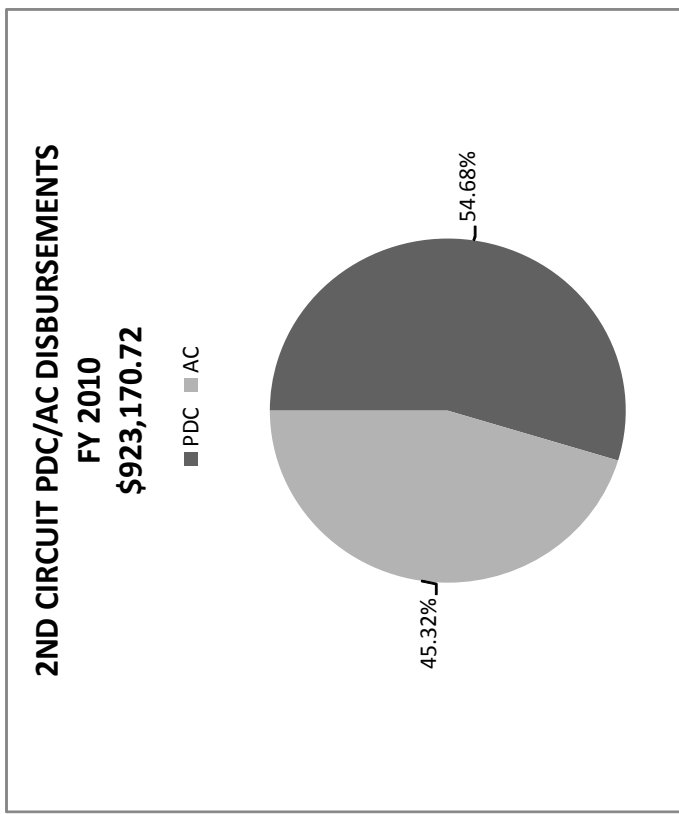

	PDC DISBURSEMENTS	AC DISBURSEMENTS	TOTAL	%PDC	%AC
	\$1,104,462.14	\$2,080,135.25	\$3,184,597.39	34.68%	65.32%
AVG PDC COST PER CASE	\$408.76	AVG AC COST PER CASE	\$956.82		



**2ND CIRCUIT (MARSHALL, TYLER & WETZEL COUNTIES)
 PDC CASES REPRESENTED COMPARED TO AC CLAIMS PAID FY 2010**

CASE TYPES	PDC		AC		TOTAL	%PDC		%AC	
	DISBURSEMENTS	AC	DISBURSEMENTS	AC		DISBURSEMENTS	AC	DISBURSEMENTS	AC
FELONY	359	93	452	20.58%	79.42%	20.58%			
MISD.	610	84	694	12.10%	87.90%	12.10%			
MH	0	355	355	100.00%	0.00%	100.00%			
JUVENILE	195	58	253	22.92%	77.08%	22.92%			
PAR./PROB	59	18	77	23.38%	76.62%	23.38%			
TERM/ABUSE	35	92	127	72.44%	27.56%	72.44%			
HABEAS/SC	4	5	9	55.56%	44.44%	55.56%			
OTHER	24	19	43	44.19%	55.81%	44.19%			
TOTAL	1,286	724	2,010	63.98%	36.02%				

	PDC	AC	Avg PDC Cost Per Case	Avg AC Cost Per Case
DISBURSEMENTS	\$504,792.84	\$418,377.88	\$392.53	\$577.87
TOTAL	\$923,170.72	\$923,170.72		

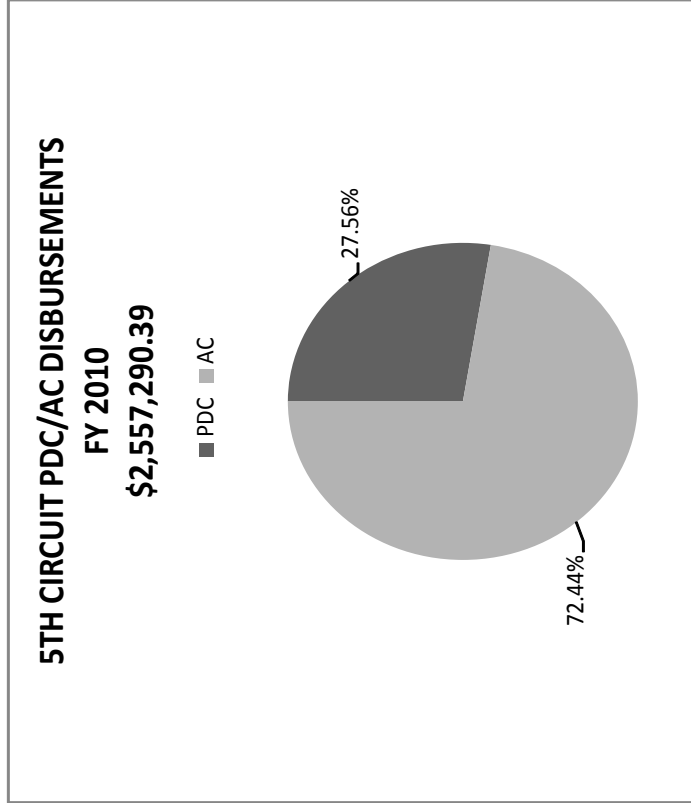
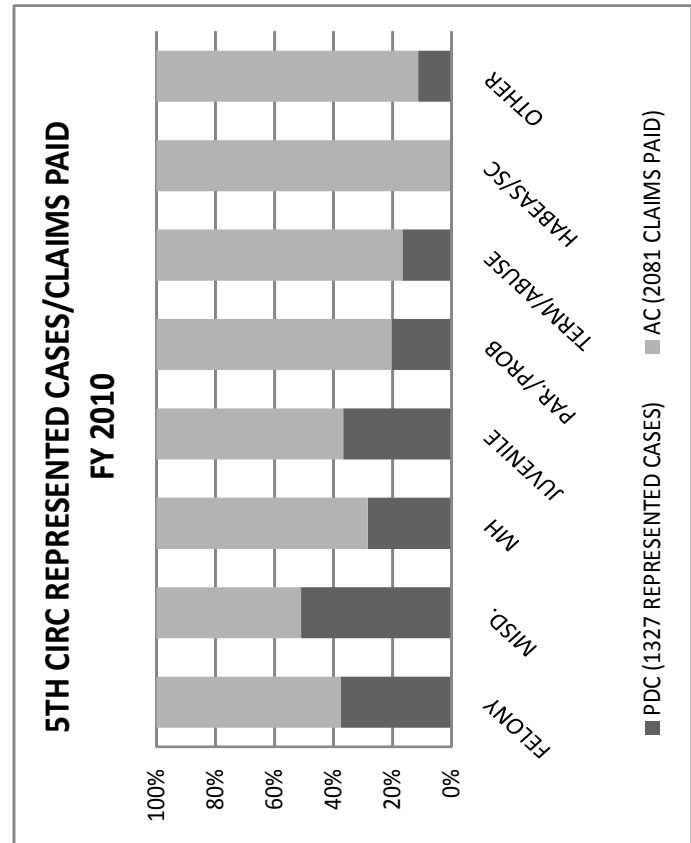


**5TH CIRCUIT (CALHOUN, JACKSON, MASON & ROANE COUNTIES)
 PDC CASES REPRESENTED COMPARED TO AC CLAIMS PAID FY 2010**

* A Circuit Court order prohibits PDC work in Mason County. All indigent work is performed by Appointed Counsel

CASE TYPES	PDC		AC		%PDC		%AC		DISBURSEMENTS		TOTAL	%AC	
	PDC	AC	TOTAL	%PDC	%AC	DISBURSEMENTS	DISBURSEMENTS	TOTAL	%PDC	%AC			
FELONY	355	590	945	37.57%	62.43%	\$704,706.76	\$1,852,583.63	\$2,557,290.39	27.56%	72.44%			
MISD.	722	693	1,415	51.02%	48.98%								
MH	54	136	190	28.42%	71.58%								
JUVENILE	100	172	272	36.76%	63.24%								
PAR./PROB	25	98	123	20.33%	79.67%								
TERM/ABUSE	64	321	385	16.62%	83.38%								
HABEAS/SC	0	16	16	0.00%	100.00%								
OTHER	7	55	62	11.29%	88.71%								
TOTAL	1,327	2,081	3,408	38.94%	61.06%								

	AVG PDC COST PER CASE	AVG AC COST PER CASE
	\$531.05	\$890.24



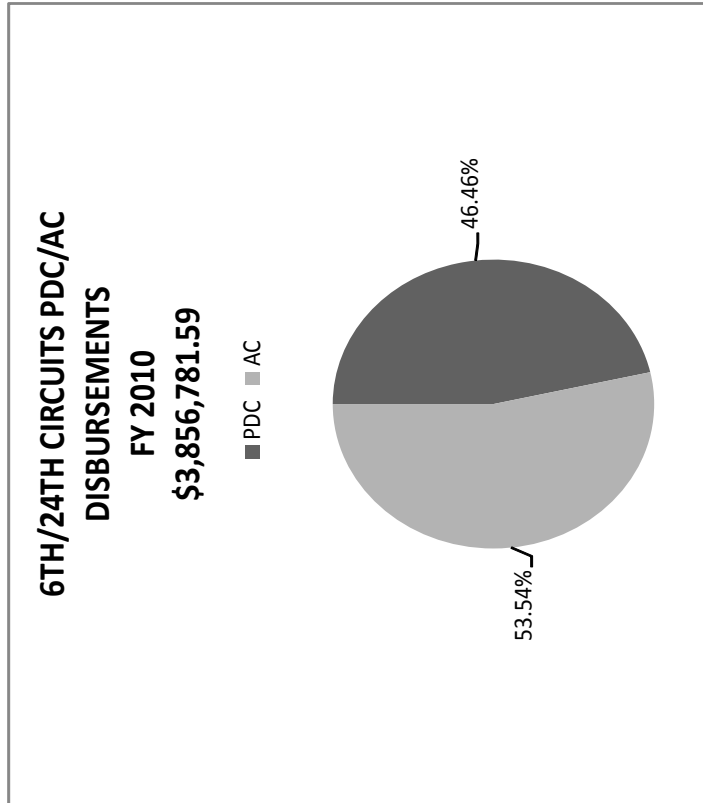
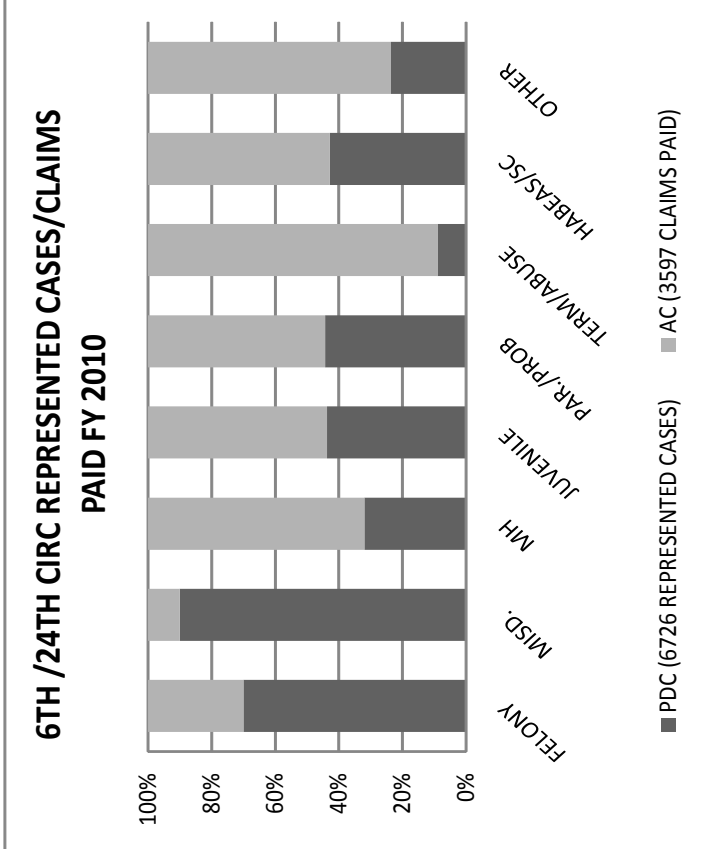
6TH CIRCUIT and 24TH CIRCUIT (CABELL & WAYNE COUNTIES)

PDC CASES REPRESENTED COMPARED TO AC CLAIMS PAID FY 2010

*The 6th/24th Circuits operate under one Public Defender Corporation. AC figures include both Cabell and Wayne Counties

CASE TYPES	PDC		AC		TOTAL		%PDC		%AC		DISBURSEMENTS		AC		TOTAL		%PDC		%AC	
	PDC	AC	PDC	AC	PDC	AC	PDC	AC	PDC	AC	PDC	AC	PDC	AC	PDC	AC	PDC	AC	PDC	AC
FELONY	1,886	806	2,692	806	2,692	806	70.06%	29.94%	29.94%	29.94%	\$1,791,819.44	\$2,064,962.15	\$3,856,781.59	\$2,064,962.15	46.46%	53.54%	46.46%	53.54%	46.46%	53.54%
MISD.	3,668	405	4,073	405	4,073	405	90.06%	9.94%	9.94%	9.94%										
MH	507	1,078	1,585	1,078	1,585	1,078	31.99%	68.01%	68.01%	68.01%										
JUVENILE	442	568	1,010	568	1,010	568	43.76%	56.24%	56.24%	56.24%										
PAR./PROB	124	156	280	156	280	156	44.29%	55.71%	55.71%	55.71%										
TERM/ABUSE	45	455	500	455	500	455	9.00%	91.00%	91.00%	91.00%										
HABEAS/SC	24	32	56	32	56	32	42.86%	57.14%	57.14%	57.14%										
OTHER	30	97	127	97	127	97	23.62%	76.38%	76.38%	76.38%										
TOTAL	6,726	3,597	10,323	3,597	10,323	3,597	65.16%	34.84%	34.84%	34.84%										

AVG PDC COST PER CASE	AVG AC COST PER CASE
\$266.40	\$574.08

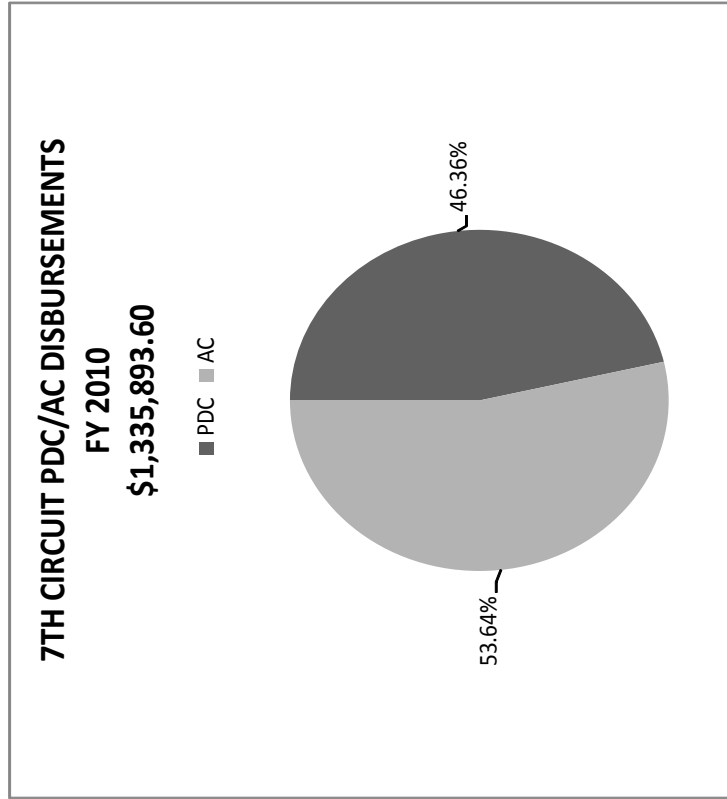
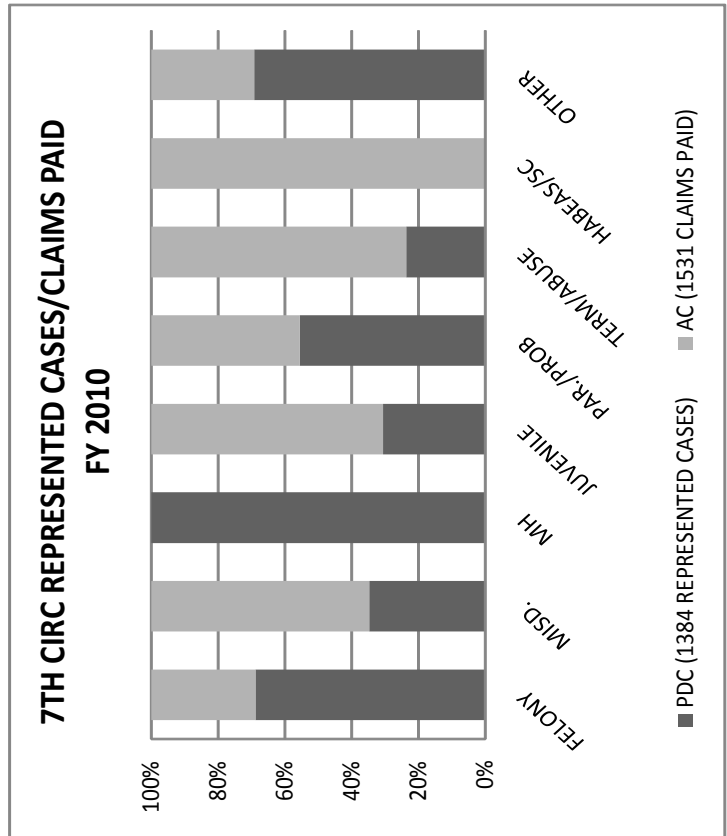


**7TH CIRCUIT (LOGAN COUNTY)
 PDC CASES REPRESENTED COMPARED TO AC CLAIMS PAID FY 2010**

CASE TYPES	PDC	AC	TOTAL	%PDC	%AC
FELONY	558	253	811	68.80%	31.20%
MISD.	437	821	1,258	34.74%	65.26%
MH	162	0	162	100.00%	0.00%
JUVENILE	89	202	291	30.58%	69.42%
PAR./PROB	40	32	72	55.56%	44.44%
TERM/ABUSE	62	200	262	23.66%	76.34%
HABEAS/SC	0	7	7	0.00%	100.00%
OTHER	36	16	52	69.23%	30.77%
TOTAL	1,384	1,531	2,915	47.48%	52.52%

DISBURSEMENTS	PDC	AC	TOTAL	%PDC	%AC
	\$619,331.84	\$716,561.76	\$1,335,893.60	46.36%	53.64%

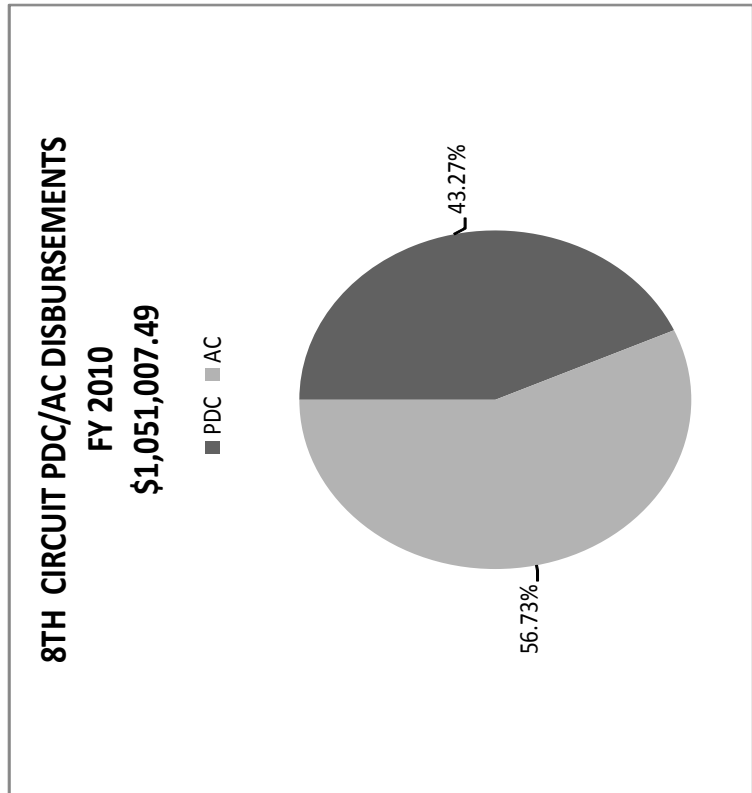
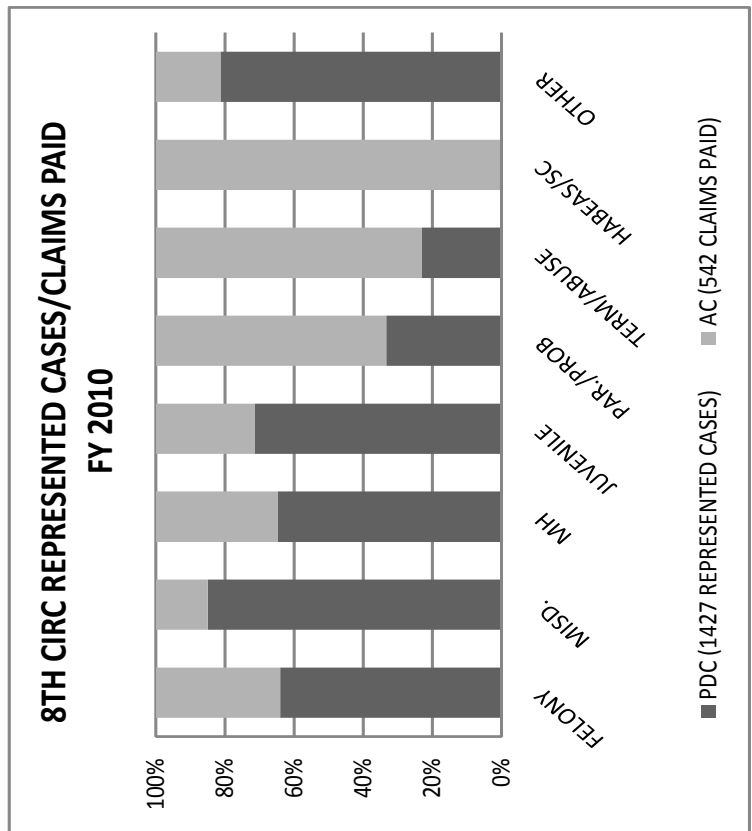
AVG PDC COST PER CASE	AVG AC COST PER CASE
\$447.49	\$468.04



**8TH CIRCUIT (MCDOWELL COUNTY)
 PDC CASES REPRESENTED COMPARED TO AC CLAIMS PAID FY 2010**

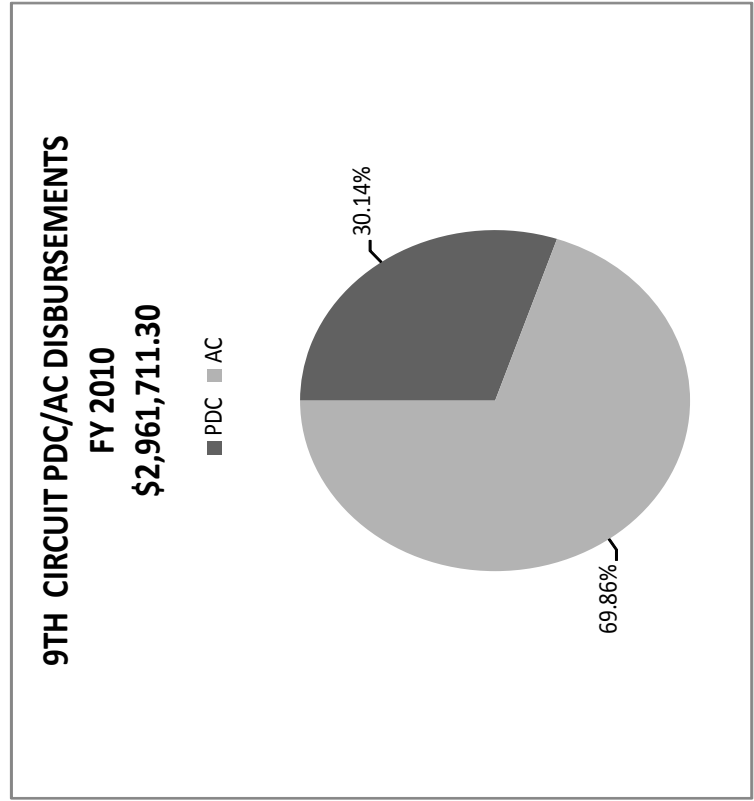
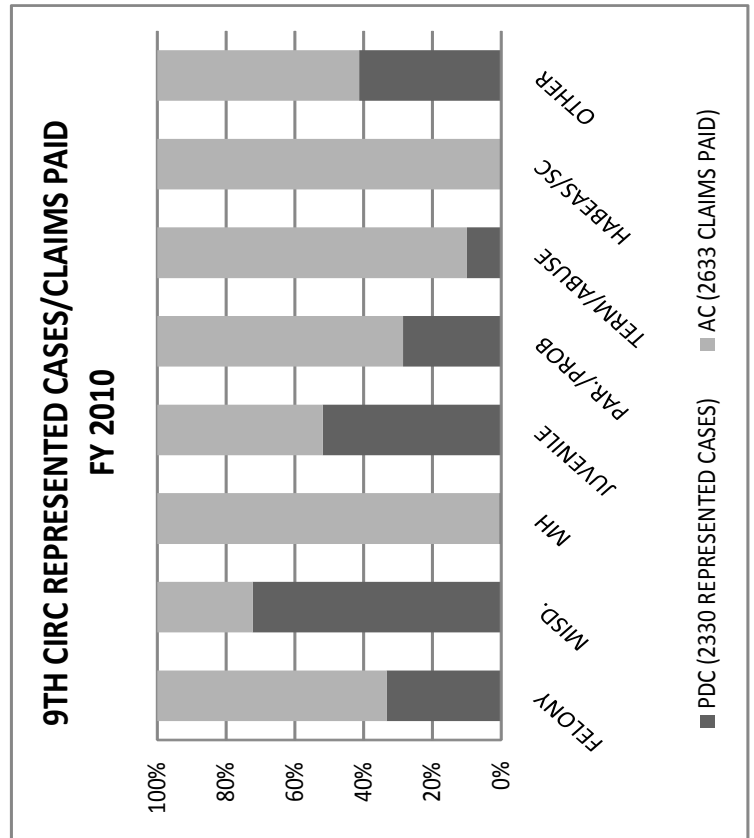
CASE TYPES	PDC		AC		TOTAL	%PDC		%AC	
	DISBURSEMENTS	PER CASE	DISBURSEMENTS	PER CASE		DISBURSEMENTS	PER CASE	DISBURSEMENTS	PER CASE
FELONY	371	208	579	64.08%	35.92%				
MISD.	869	154	1,023	84.95%	15.05%				
MH	11	6	17	64.71%	35.29%				
JUVENILE	90	36	126	71.43%	28.57%				
PAR./PROB	3	6	9	33.33%	66.67%				
TERM/ABUSE	35	117	152	23.03%	76.97%				
HABEAS/SC	0	4	4	0.00%	100.00%				
OTHER	48	11	59	81.36%	18.64%				
TOTAL	1,427	542	1,969	72.47%	27.53%				

PDC		AC		TOTAL	%PDC	%AC
DISBURSEMENTS	PER CASE	DISBURSEMENTS	PER CASE			
\$454,775.38	\$318.69	\$596,232.11	\$1,100.06	\$1,051,007.49	43.27%	56.73%



**9TH CIRCUIT (MERCER COUNTY)
 PDC CASES REPRESENTED COMPARED TO AC CLAIMS PAID FY 2010**

CASE TYPES	PDC		AC		TOTAL	%PDC		%AC	
	DISBURSEMENTS	AC	DISBURSEMENTS	AC		DISBURSEMENTS	AC	DISBURSEMENTS	AC
FELONY	\$892,796.22	400	\$2,068,915.08	801	1,201	33.31%	66.69%	\$383.17	\$785.76
MISD.		1,661		635	2,296	72.34%	27.66%		
MH		2		355	357	0.56%	99.44%		
JUVENILE		94		87	181	51.93%	48.07%		
PAR./PROB		50		125	175	28.57%	71.43%		
TERM/ABUSE		54		487	541	9.98%	90.02%		
HABEAS/SC		0		45	45	0.00%	100.00%		
OTHER		69		98	167	41.32%	58.68%		
TOTAL		2,330		2,633	4,963	46.95%	53.05%		

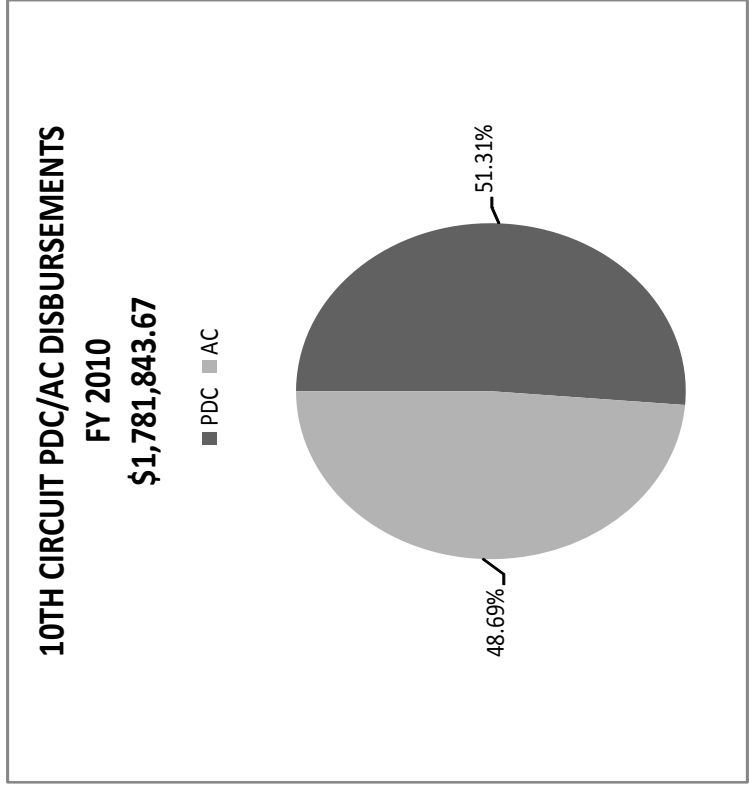
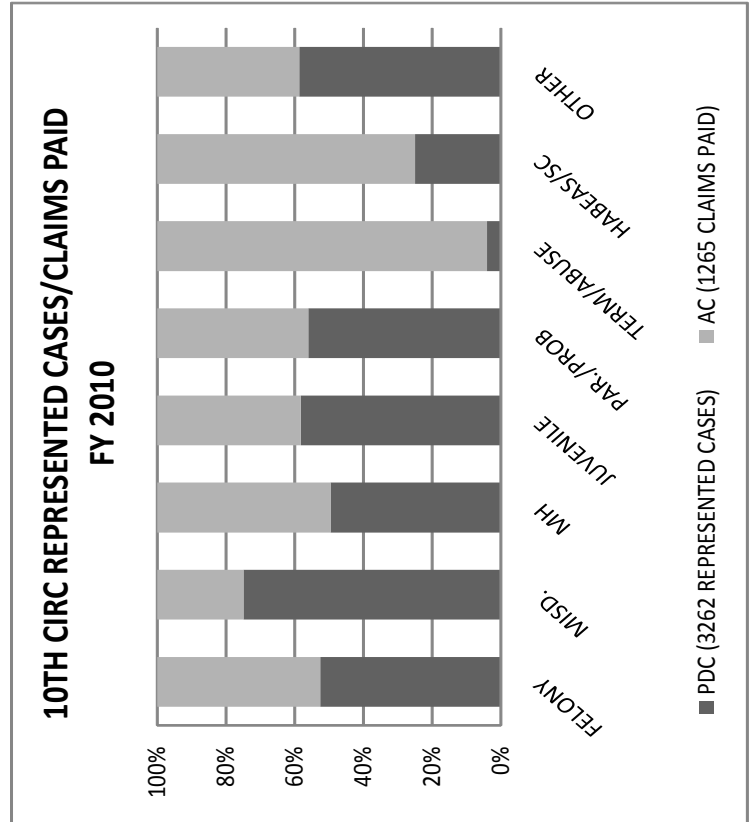


**10TH CIRCUIT (RALEIGH COUNTY)
 PDC CASES REPRESENTED COMPARED TO AC CLAIMS PAID FY 2010**

CASE TYPES	PDC		AC		TOTAL	%PDC	%AC
	DISBURSEMENTS	DISBURSEMENTS	DISBURSEMENTS	DISBURSEMENTS			
FELONY	\$914,274.22	\$867,569.45	831	293	1,124	73.93%	26.07%
MISD.			1,470	308	1,778	82.68%	17.32%
MH			281	6	287	97.91%	2.09%
JUVENILE			217	107	324	66.98%	33.02%
PAR./PROB			338	33	371	91.11%	8.89%
TERM/ABUSE			19	488	507	3.75%	96.25%
HABEAS/SC			5	10	15	33.33%	66.67%
OTHER			101	20	121	83.47%	16.53%
TOTAL	\$914,274.22	\$867,569.45	3,262	1,265	4,527	72.06%	27.94%

	PDC	AC
DISBURSEMENTS	\$914,274.22	\$867,569.45
TOTAL	\$1,781,843.67	\$1,781,843.67

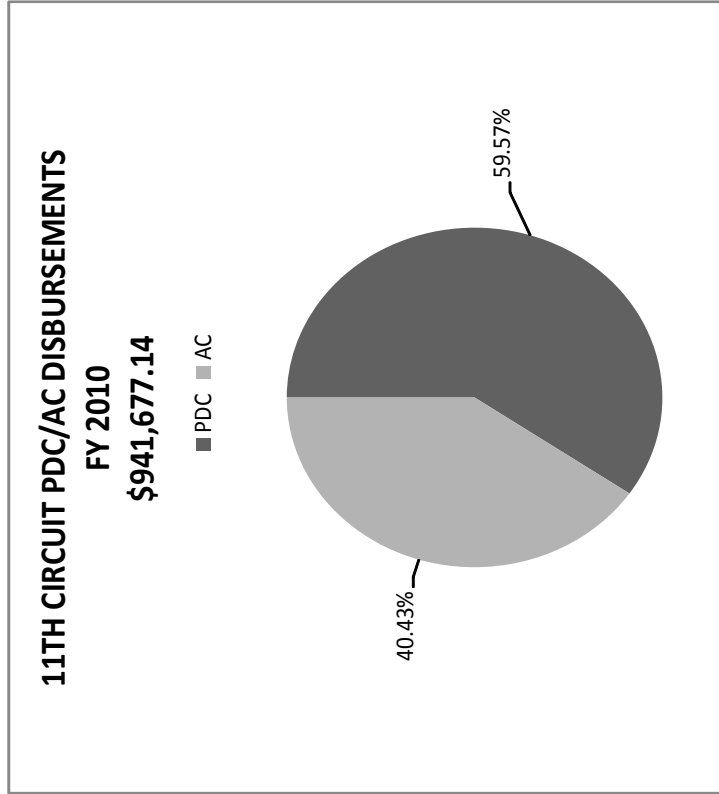
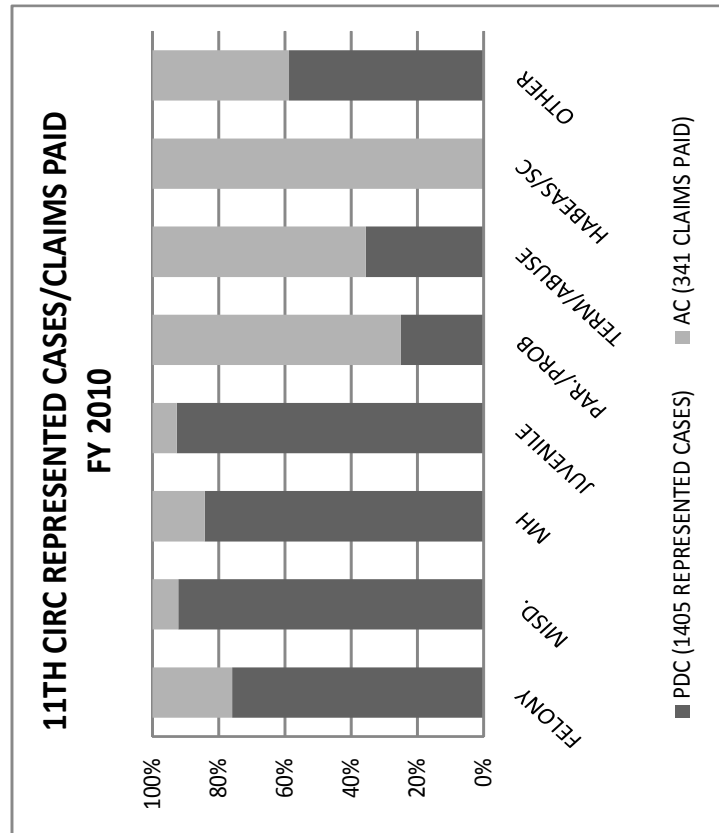
	PDC	AC
AVG PDC COST PER CASE	\$280.28	\$685.83
AVG AC COST PER CASE		



**11TH CIRCUIT (GREENBRIER & POCAHONTAS COUNTIES)
 PDC CASES REPRESENTED COMPARED TO AC CLAIMS PAID FY 2010**

CASE TYPES	PDC		AC		TOTAL	%PDC	%AC
	DISBURSEMENTS	PER CASE	DISBURSEMENTS	PER CASE			
FELONY	342	108	450	76.00%	24.00%		
MISD.	722	61	783	92.21%	7.79%		
MH	128	24	152	84.21%	15.79%		
JUVENILE	127	10	137	92.70%	7.30%		
PAR./PROB	8	24	32	25.00%	75.00%		
TERM/ABUSE	48	87	135	35.56%	64.44%		
HABEAS/SC	0	6	6	0.00%	100.00%		
OTHER	30	21	51	58.82%	41.18%		
TOTAL	1,405	341	1,746	80.47%	19.53%		

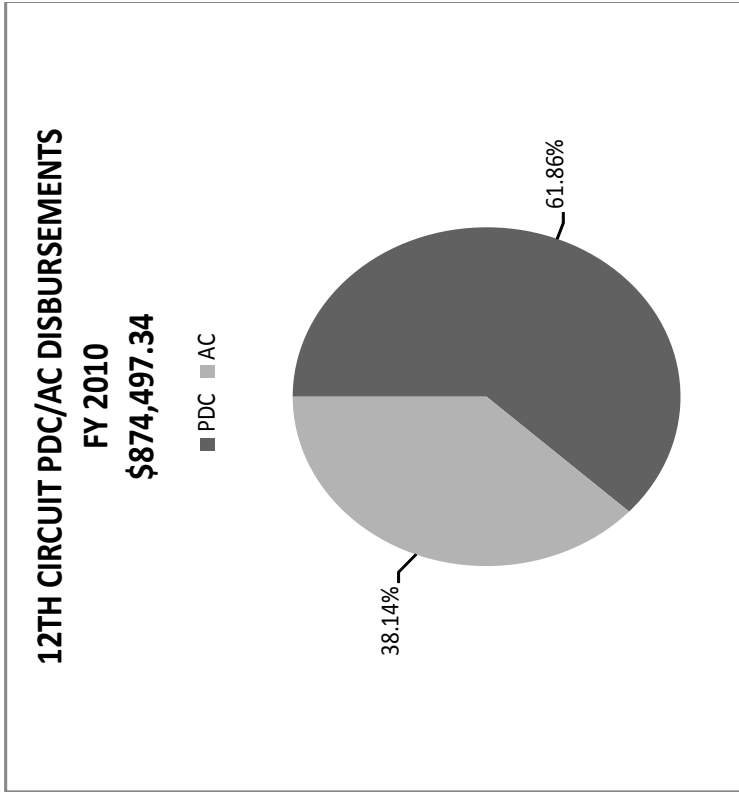
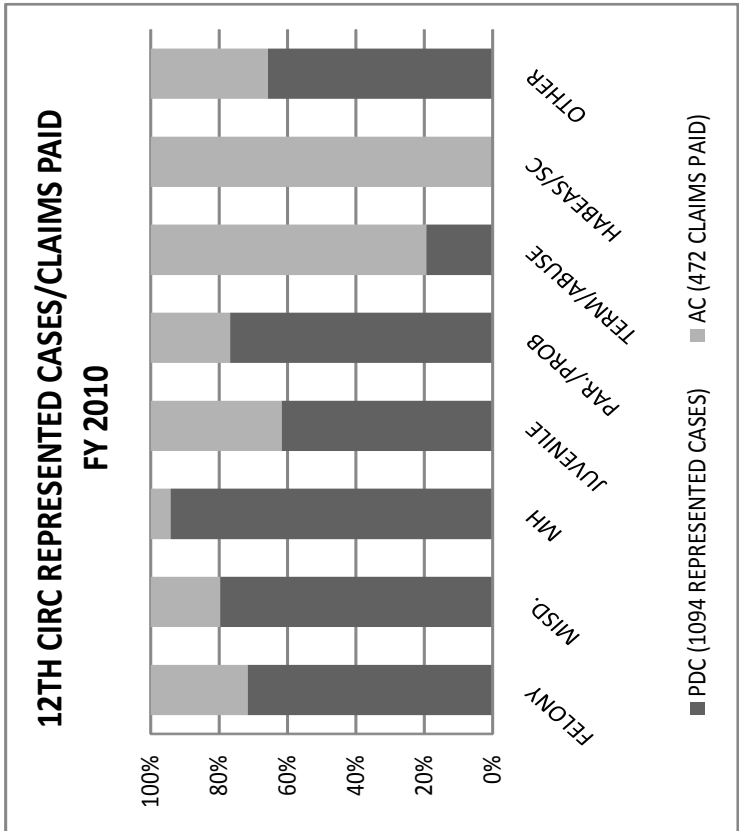
PDC		AC		TOTAL	%PDC	%AC
DISBURSEMENTS	PER CASE	DISBURSEMENTS	PER CASE			
\$560,931.84	\$399.24	\$380,745.30	\$1,116.56	\$941,677.14	59.57%	40.43%
AVG PDC COST	PER CASE	AVG AC COST	PER CASE			



**12TH CIRCUIT (FAYETTE COUNTY)
 PDC CASES REPRESENTED COMPARED TO AC CLAIMS PAID FY 2010**

CASE TYPES	PDC	AC	TOTAL	%PDC	%AC
FELONY	330	130	460	71.74%	28.26%
MISD.	581	148	729	79.70%	20.30%
MH	49	3	52	94.23%	5.77%
JUVENILE	34	21	55	61.82%	38.18%
PAR./PROB	43	13	56	76.79%	23.21%
TERM/ABUSE	34	141	175	19.43%	80.57%
HABEAS/SC	0	4	4	0.00%	100.00%
OTHER	23	12	35	65.71%	34.29%
TOTAL	1,094	472	1,566	69.86%	30.14%

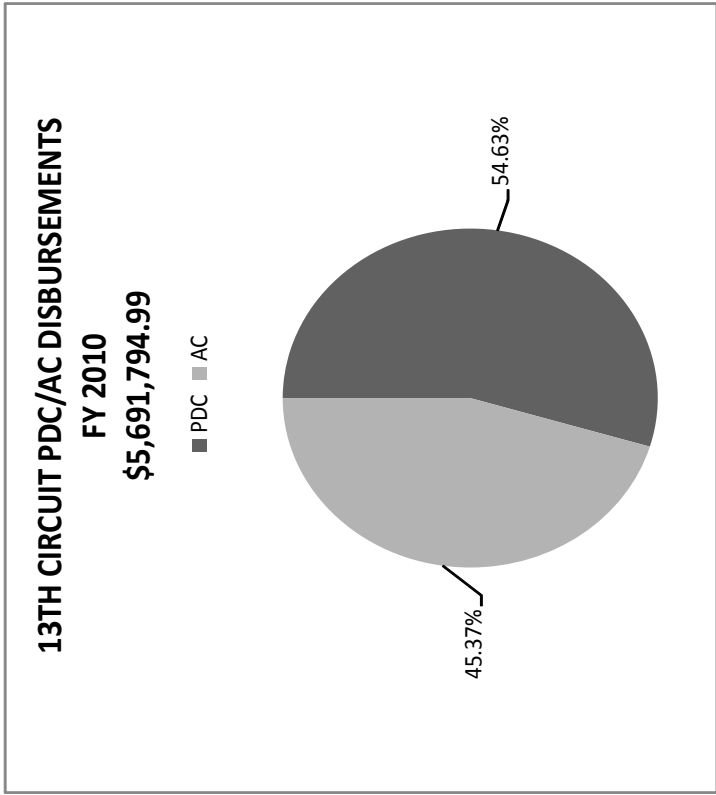
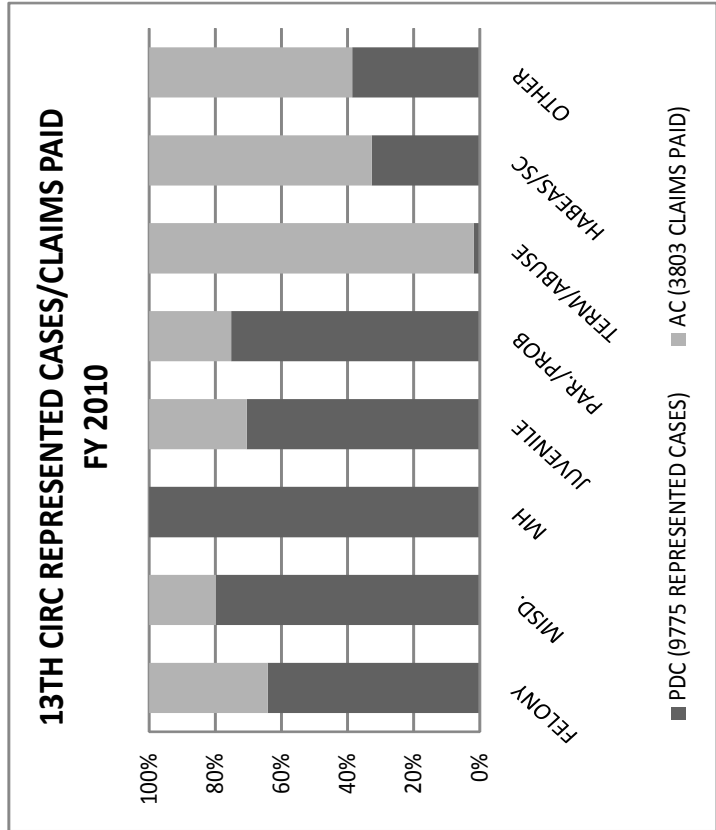
	PDC	AC	TOTAL	%PDC	%AC
DISBURSEMENTS	\$540,946.84	\$333,550.50	\$874,497.34	61.86%	38.14%
AVG PDC COST PER CASE	\$494.47	\$706.67			
AVG AC COST PER CASE					



**13TH CIRCUIT (KANAWHA COUNTY)
 PDC CASES REPRESENTED COMPARED TO AC CLAIMS PAID FY 2010**

CASE TYPES	PDC	AC	TOTAL	%PDC	%AC
FELONY	2,125	1,190	3,315	64.10%	35.90%
MISD.	5,192	1,313	6,505	79.82%	20.18%
MH	1,155	0	1,155	100.00%	0.00%
JUVENILE	823	344	1,167	70.52%	29.48%
PAR./PROB	307	101	408	75.25%	24.75%
TERM/ABUSE	11	582	593	1.85%	98.15%
HABEAS/SC	33	68	101	32.67%	67.33%
OTHER	129	205	334	38.62%	61.38%
TOTAL	9,775	3,803	13,578	71.99%	28.01%

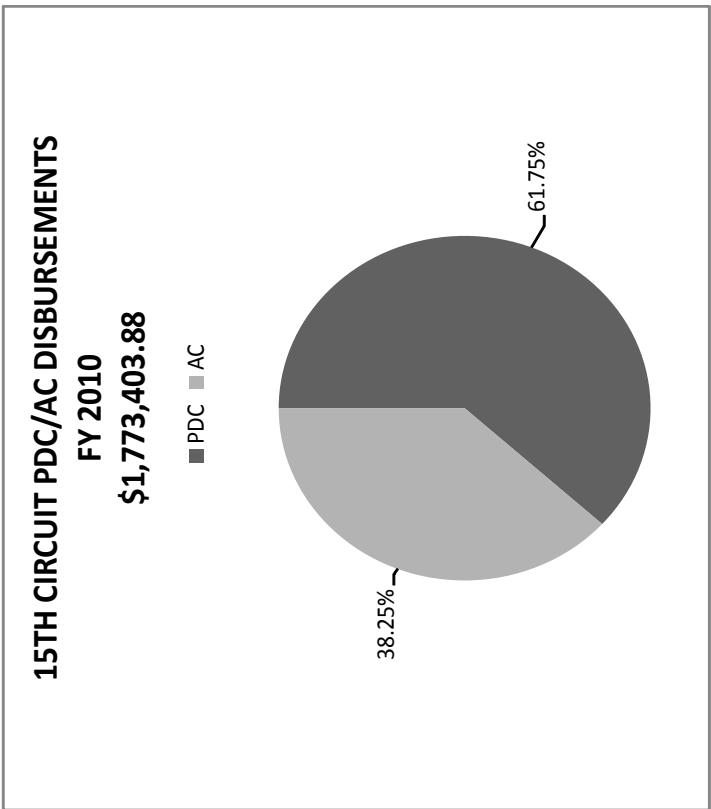
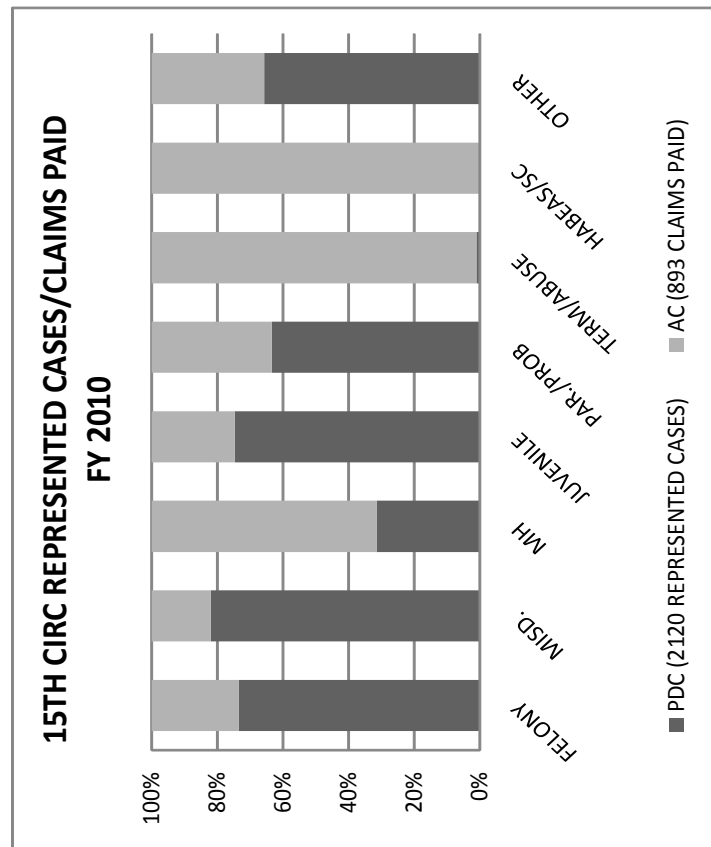
	PDC	AC	TOTAL	%PDC	%AC
DISBURSEMENTS	\$3,109,671.58	\$2,582,123.41	\$5,691,794.99	54.63%	45.37%
AVG PDC COST PER CASE	\$318.12	AVG AC COST PER CASE	\$678.97		



**15TH CIRCUIT (HARRISON COUNTY)
 PDC CASES REPRESENTED COMPARED TO AC CLAIMS PAID FY 2010**

CASE TYPES	PDC	AC	TOTAL	%PDC	%AC
FELONY	487	175	662	73.56%	26.44%
MISD.	1,135	249	1,384	82.01%	17.99%
MH	42	92	134	31.34%	68.66%
JUVENILE	353	119	472	74.79%	25.21%
PAR./PROB	78	45	123	63.41%	36.59%
TERM/ABUSE	2	188	190	1.05%	98.95%
HABEAS/SC	0	13	13	0.00%	100.00%
OTHER	23	12	35	65.71%	34.29%
TOTAL	2,120	893	3,013	70.36%	29.64%

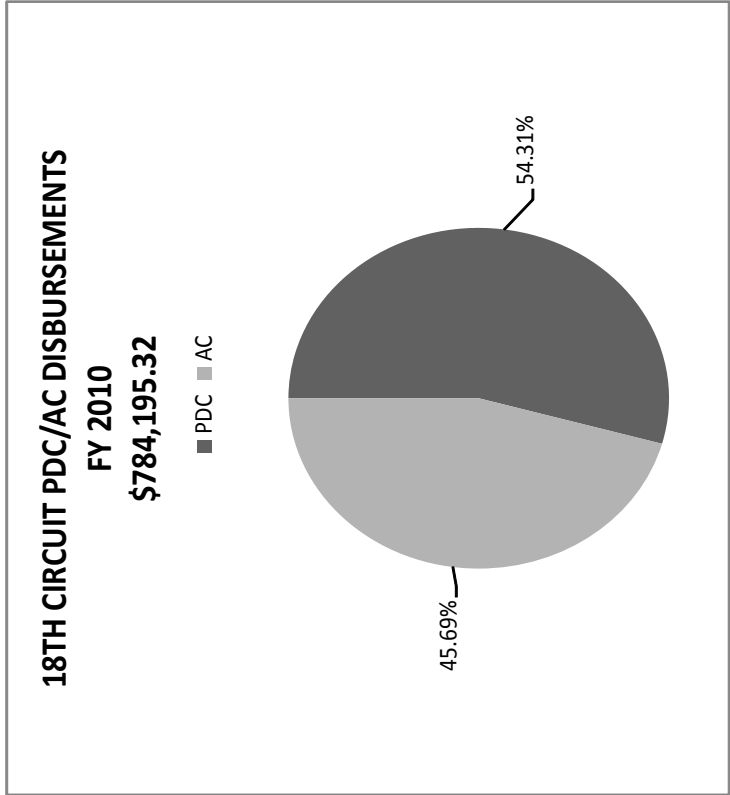
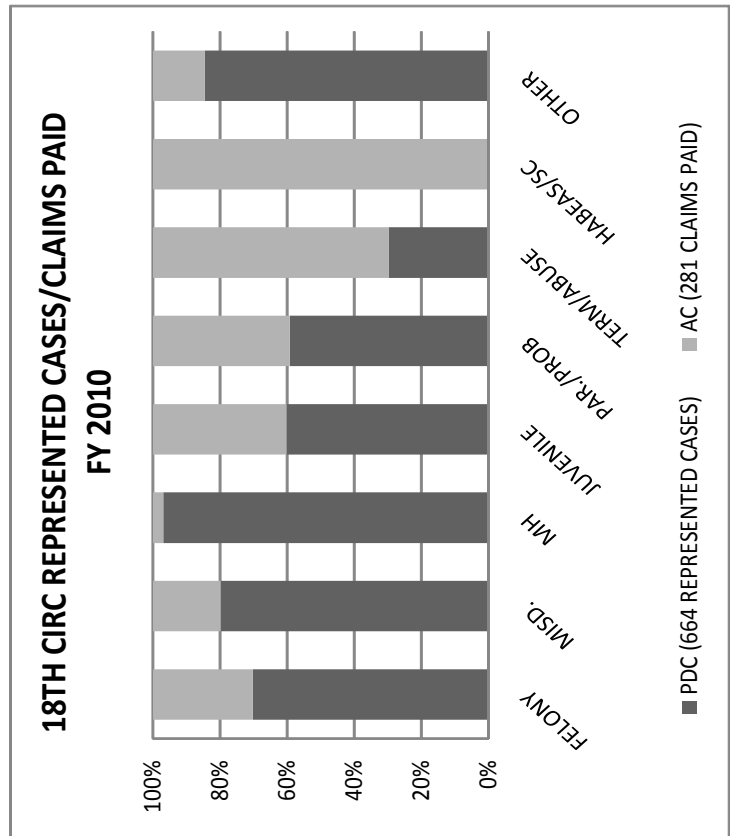
	PDC	AC	TOTAL	%PDC	%AC
DISBURSEMENTS	\$1,095,024.14	\$678,379.74	\$1,773,403.88	61.75%	38.25%
AVG PDC COST PER CASE	\$516.52	AVG AC COST PER CASE	\$759.66		



**18TH CIRCUIT (PRESTON COUNTY)
 PDC CASES REPRESENTED COMPARED TO AC CLAIMS PAID FY 2010**

CASE TYPES	PDC		AC		TOTAL	%PDC		%AC	
	DISBURSEMENTS	AC	DISBURSEMENTS	AC		DISBURSEMENTS	AC	DISBURSEMENTS	AC
FELONY	\$425,912.38	\$358,282.94	\$784,195.32				54.31%	45.69%	
MISD.									
MH									
JUVENILE									
PAR./PROB									
TERM/ABUSE									
HABEAS/SC									
OTHER									
TOTAL	\$425,912.38	\$358,282.94	\$784,195.32				54.31%	45.69%	

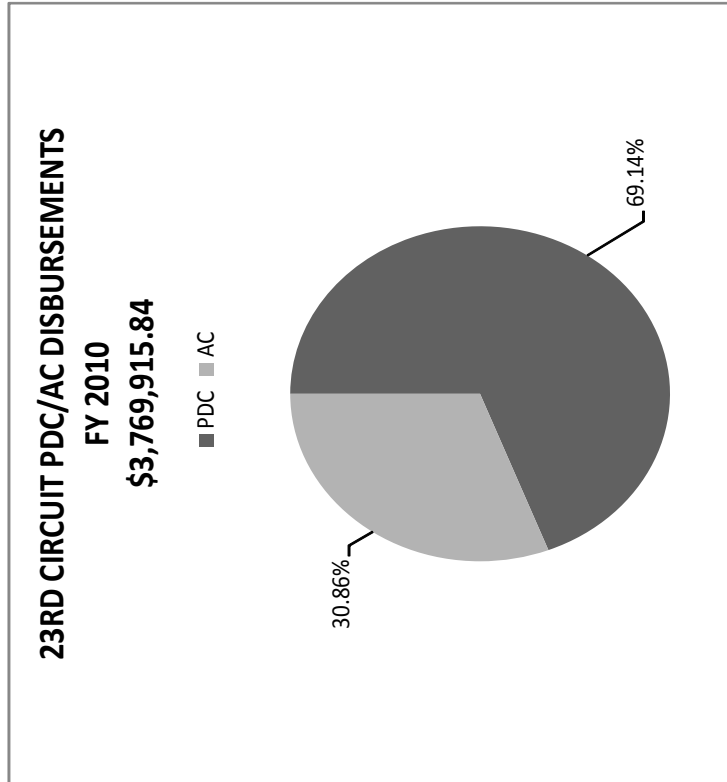
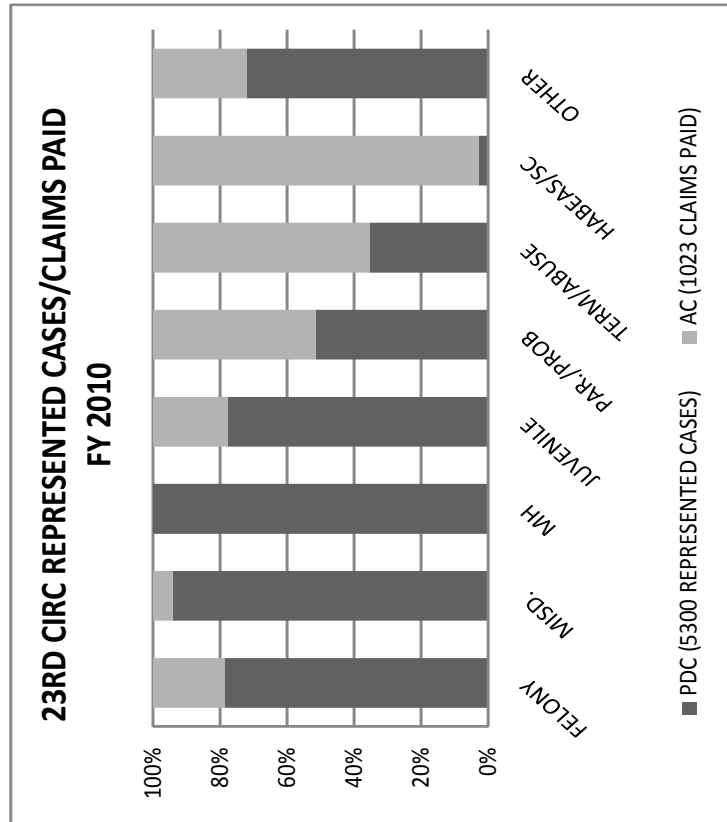
	AVG PDC COST PER CASE	AVG AC COST PER CASE
	\$641.43	\$1,275.03



**23RD CIRCUIT (BERKELEY, JEFFERSON & MORGAN COUNTIES)
 PDC CASES REPRESENTED COMPARED TO AC CLAIMS PAID FY 2010**

CASE TYPES	PDC		AC		TOTAL	%PDC	%AC
	DISBURSEMENTS	PER CASE	DISBURSEMENTS	PER CASE			
FELONY	1,482	402	1,884	21.34%	1,884	78.66%	21.34%
MISD.	2,949	185	3,134	5.90%	3,134	94.10%	5.90%
MH	137	0	137	0.00%	137	100.00%	0.00%
JUVENILE	528	152	680	22.35%	680	77.65%	22.35%
PAR./PROB	36	34	70	48.57%	70	51.43%	48.57%
TERM/ABUSE	105	192	297	64.65%	297	35.35%	64.65%
HABEAS/SC	1	34	35	97.14%	35	2.86%	97.14%
OTHER	62	24	86	27.91%	86	72.09%	27.91%
TOTAL	5,300	1,023	6,323	16.18%	6,323	83.82%	16.18%

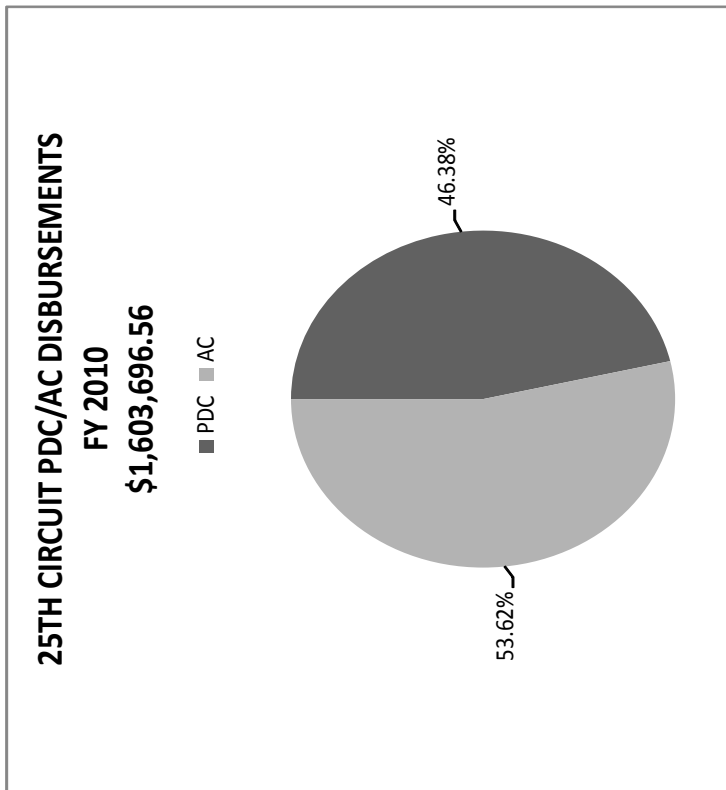
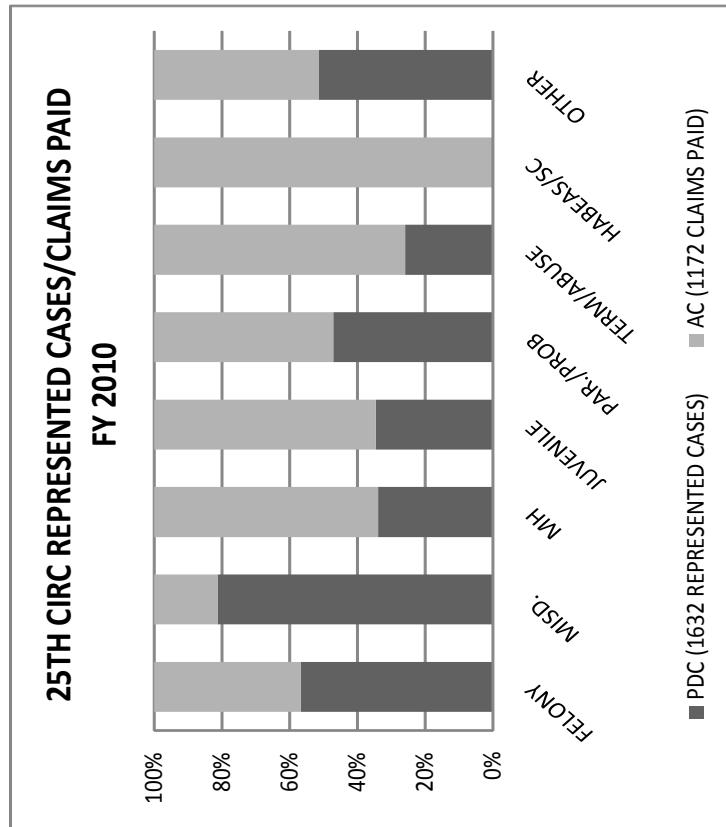
	PDC	AC	TOTAL	Avg PDC Cost	Avg AC Cost
DISBURSEMENTS	\$2,606,630.28	\$1,163,285.56	\$3,769,915.84	\$491.82	\$1,137.13
TOTAL					



**25TH CIRCUIT (BOONE & LINCOLN COUNTIES)
 PDC CASES REPRESENTED COMPARED TO AC CLAIMS PAID FY 2010**

CASE TYPES	PDC		AC		TOTAL	%PDC		%AC	
	DISBURSEMENTS	DISBURSEMENTS	DISBURSEMENTS	DISBURSEMENTS		DISBURSEMENTS	DISBURSEMENTS	DISBURSEMENTS	DISBURSEMENTS
FELONY	385	294	679	56.70%	43.30%				
MISD.	901	207	1,108	81.32%	18.68%				
MH	84	164	248	33.87%	66.13%				
JUVENILE	145	275	420	34.52%	65.48%				
PAR./PROB	41	46	87	47.13%	52.87%				
TERM/ABUSE	57	163	220	25.91%	74.09%				
HABEAS/SC	0	5	5	0.00%	100.00%				
OTHER	19	18	37	51.35%	48.65%				
TOTAL	1,632	1,172	2,804	58.20%	41.80%				

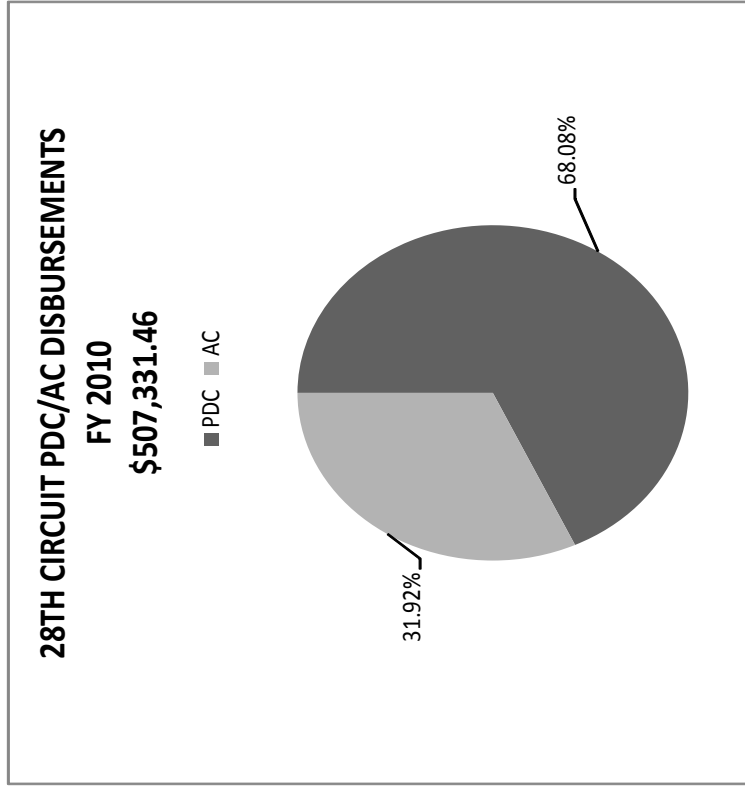
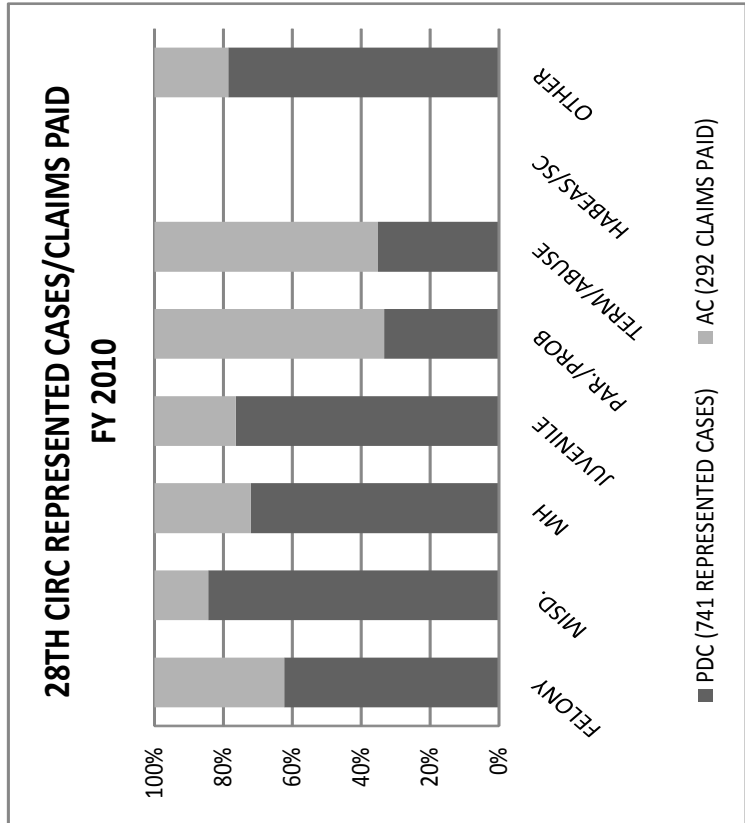
	PDC	AC	TOTAL	Avg PDC Cost Per Case	Avg AC Cost Per Case
	\$743,760.76	\$859,935.80	\$1,603,696.56	\$455.74	\$733.73



**28TH CIRCUIT (NICHOLAS COUNTY)
 PDC CASES REPRESENTED COMPARED TO AC CLAIMS PAID FY 2010**

CASE TYPES	PDC	AC	TOTAL	%PDC	%AC
FELONY	154	93	247	62.35%	37.65%
MISD.	396	73	469	84.43%	15.57%
MH	36	14	50	72.00%	28.00%
JUVENILE	91	28	119	76.47%	23.53%
PAR./PROB	2	4	6	33.33%	66.67%
TERM./ABUSE	40	74	114	35.09%	64.91%
HABEAS/SC	0	0	0	0.00%	0.00%
OTHER	22	6	28	78.57%	21.43%
TOTAL	741	292	1033	71.73%	28.27%

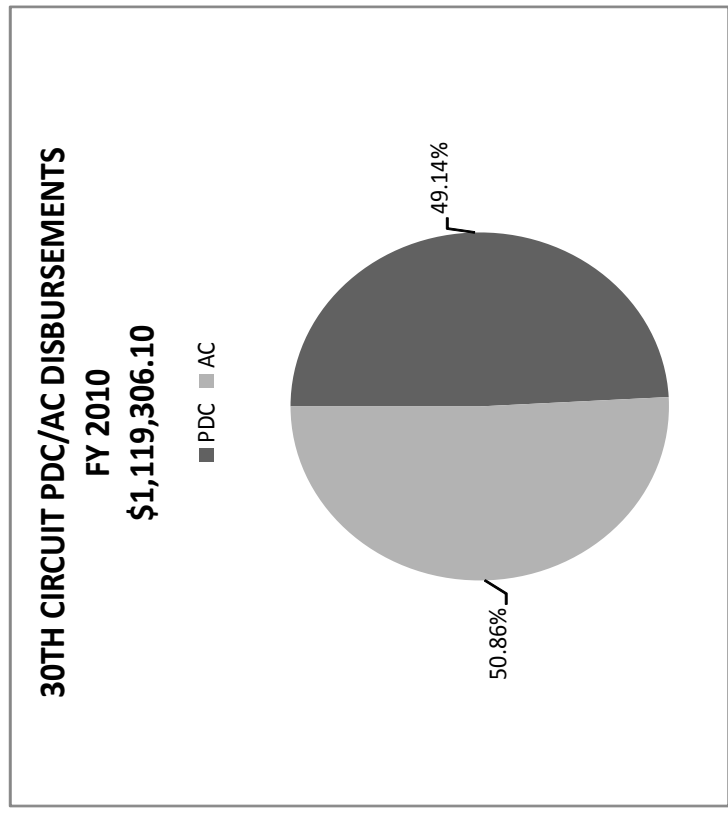
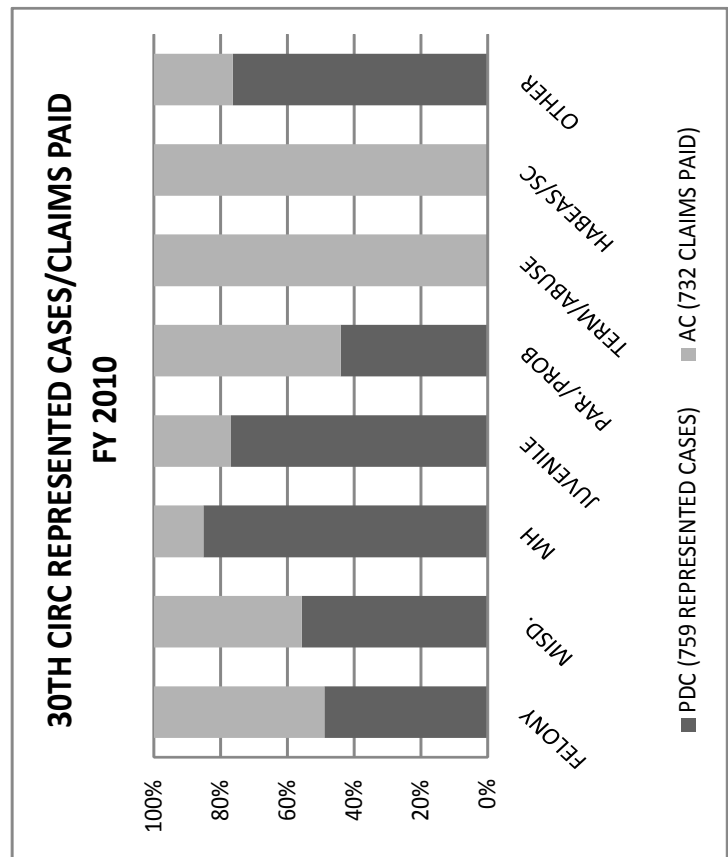
	PDC	AC	TOTAL	%PDC	%AC
DISBURSEMENTS	\$345,400.92	\$161,930.54	\$507,331.46	68.08%	31.92%
AVG PDC COST PER CASE	\$466.13	AVG AC COST PER CASE	\$554.56		



**30TH CIRCUIT (MINGO COUNTY)
 PDC CASES REPRESENTED COMPARED TO AC CLAIMS PAID FY 2010**

CASE TYPES	PDC		AC		TOTAL	%PDC		%AC	
	DISBURSEMENTS	AC	DISBURSEMENTS	AC		DISBURSEMENTS	AC	DISBURSEMENTS	AC
FELONY	\$550,005.84	263	\$569,300.26	275	538	48.88%	51.12%	49.14%	50.86%
MISD.		311		248	559	55.64%	44.36%		
MH		46		8	54	85.19%	14.81%		
JUVENILE		70		21	91	76.92%	23.08%		
PAR./PROB		11		14	25	44.00%	56.00%		
TERM/ABUSE		0		141	141	0.00%	100.00%		
HABEAS/SC		0		7	7	0.00%	100.00%		
OTHER		58		18	76	76.32%	23.68%		
TOTAL		759		732	1,491	50.91%	49.09%		

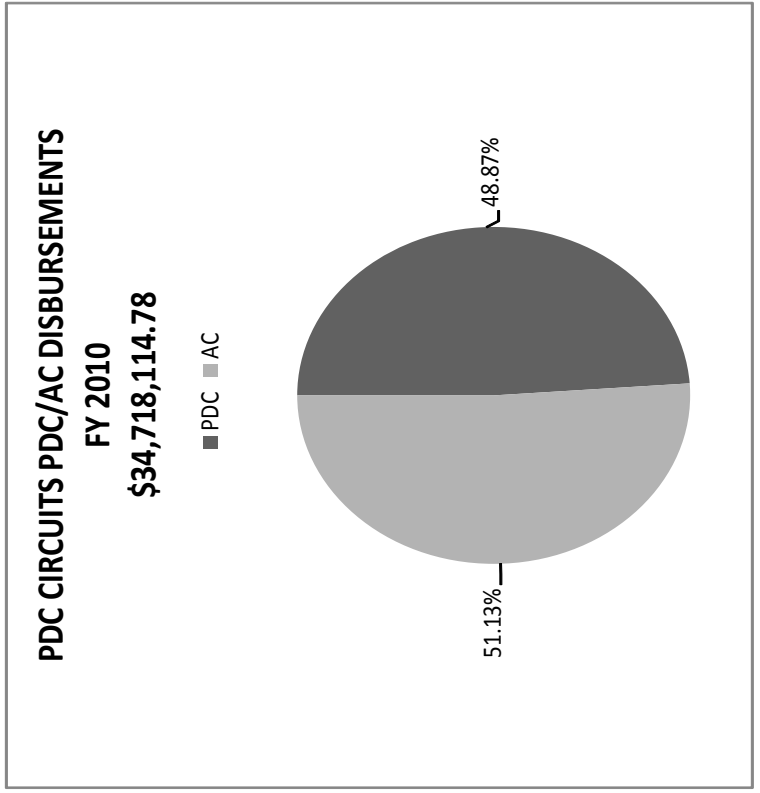
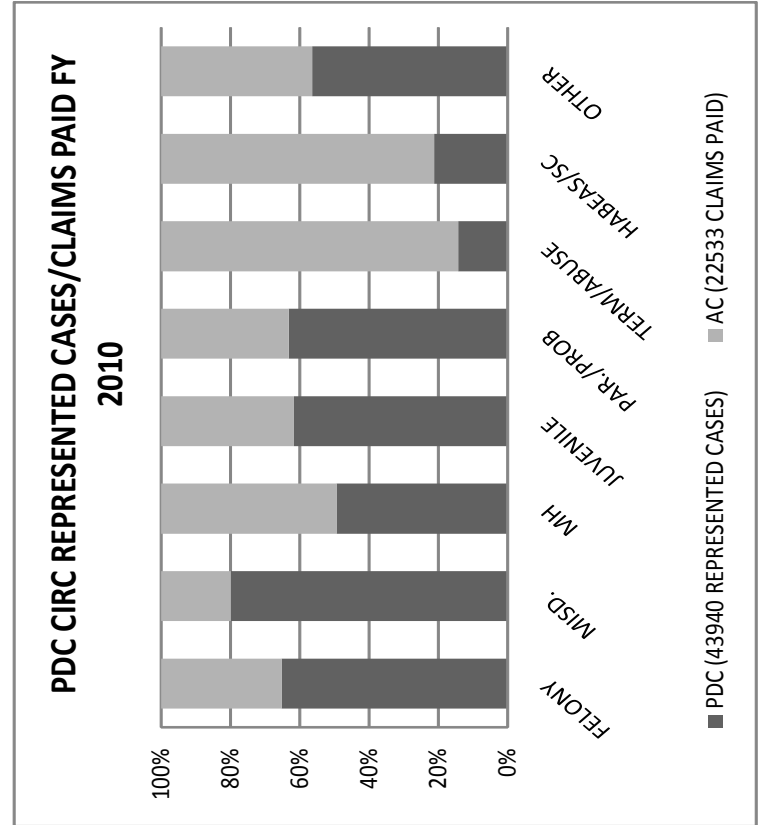
	PDC	AC	AVG PDC COST PER CASE	AVG AC COST PER CASE
	\$550,005.84	\$569,300.26	\$724.65	\$777.73



**ALL PUBLIC DEFENDER CORPORATION CIRCUITS (18 CIRCUITS 29 COUNTIES)
 PDC CASES REPRESENTED COMPARED TO AC CLAIMS PAID FY 2010**

CASE TYPES	PDC	AC	TOTAL	%PDC	%AC
FELONY	11,202	5,973	17,175	65.22%	34.78%
MISD.	23,499	5,902	29,401	79.93%	20.07%
MH	2,725	2,793	5,518	49.38%	50.62%
JUVENILE	3,612	2,245	5,857	61.67%	38.33%
PAR./PROB	1,319	769	2,088	63.17%	36.83%
TERM/ABUSE	654	3,940	4,594	14.24%	85.76%
HABEAS/SC	67	249	316	21.20%	78.80%
OTHER	856	662	1,518	56.39%	43.61%
TOTAL	43,934	22,533	66,467	66.10%	33.90%

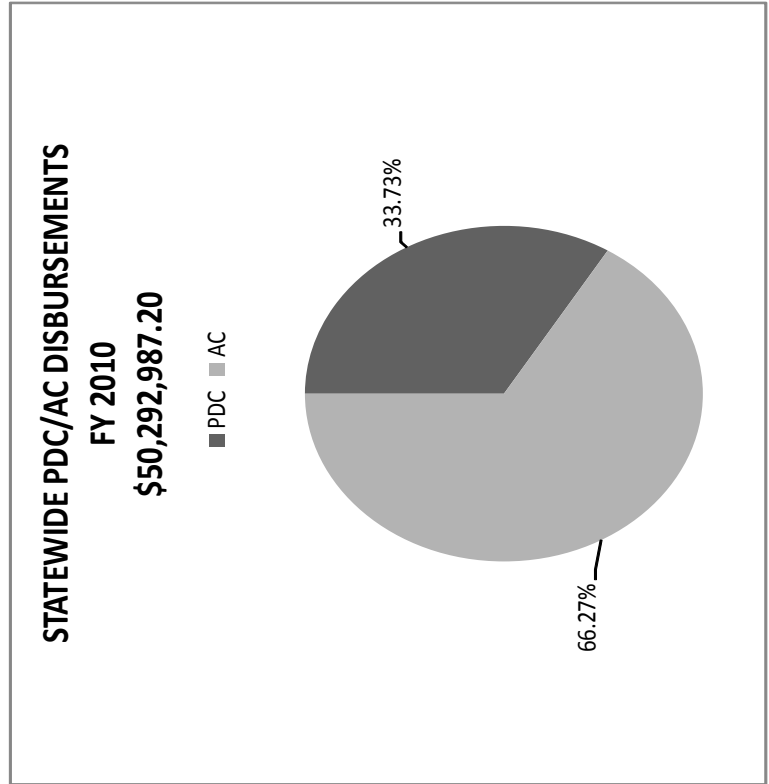
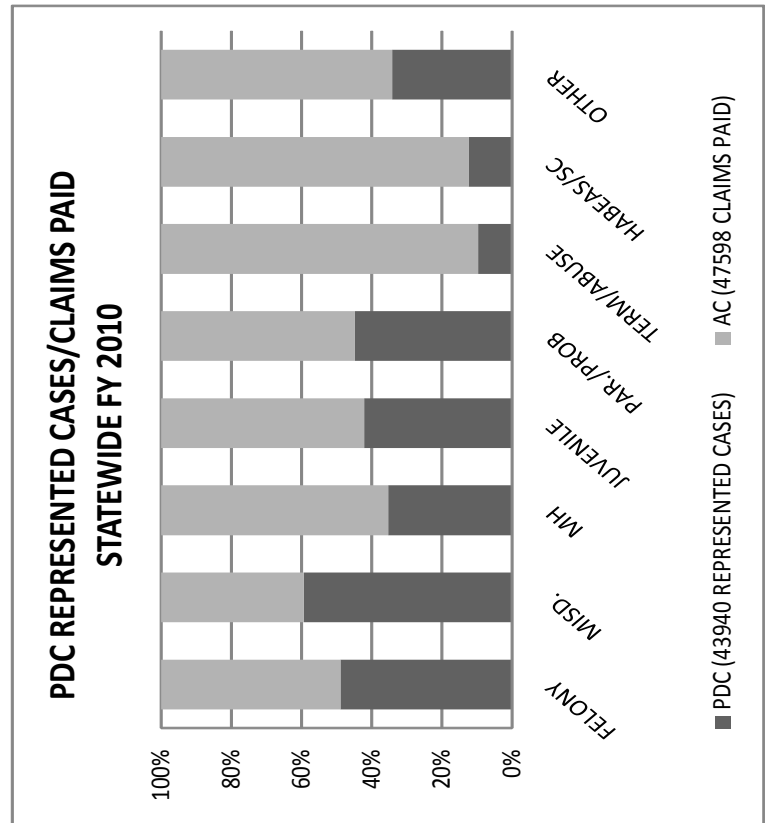
	PDC	AC	TOTAL	%PDC	%AC
DISBURSEMENTS	\$16,965,243.42	\$17,752,871.36	\$34,718,114.78	48.87%	51.13%
AVG PDC COST PER CASE	\$386.15				
AVG AC COST PER CASE		\$787.86			



**STATISTICS FOR BOTH PDC AND APPOINTED COUNSEL STATEWIDE
 PDC CASES REPRESENTED COMPARED TO AC CLAIMS PAID FY 2010**

CASE TYPES	PDC		AC		TOTAL		%PDC		%AC	
	DISBURSEMENTS	PER CASE	DISBURSEMENTS	PER CASE	DISBURSEMENTS	PER CASE	DISBURSEMENTS	PER CASE	DISBURSEMENTS	PER CASE
FELONY	11,202		11,692		22,894		48.93%		51.07%	
MISD.	23,499		16,098		39,597		59.35%		40.65%	
MH	2,725		4,985		7,710		35.34%		64.66%	
JUVENILE	3,612		4,949		8,561		42.19%		57.81%	
PAR./PROB	1,319		1,624		2,943		44.82%		55.18%	
TERM/ABUSE	654		6,128		6,782		9.64%		90.36%	
HABEAS/SC	67		473		540		12.41%		87.59%	
OTHER	856		1,649		2,505		34.17%		65.83%	
TOTAL	43,934	\$386.15	47,598	\$700.19	91,532	\$700.19	48.00%	\$386.15	52.00%	\$700.19

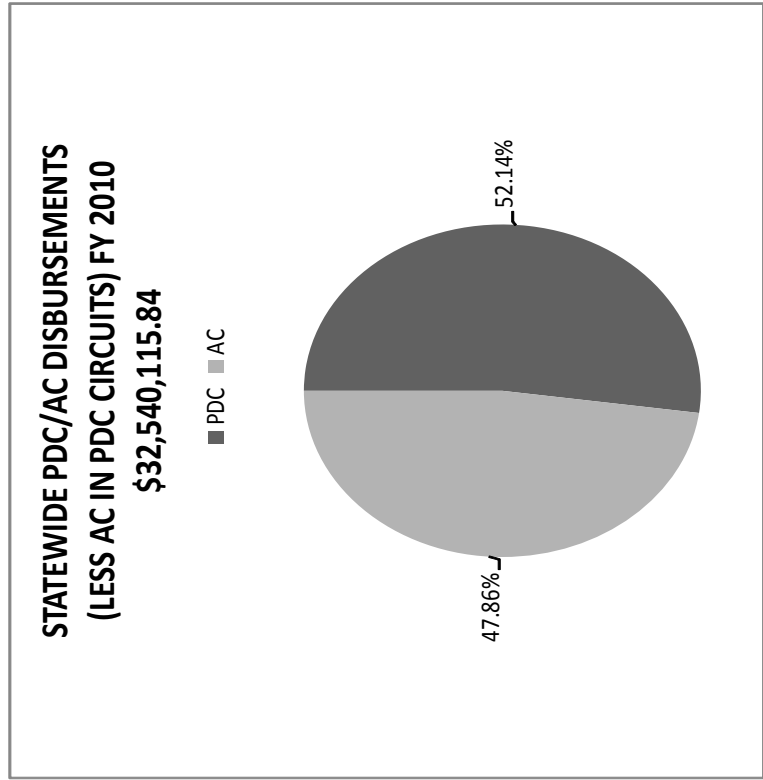
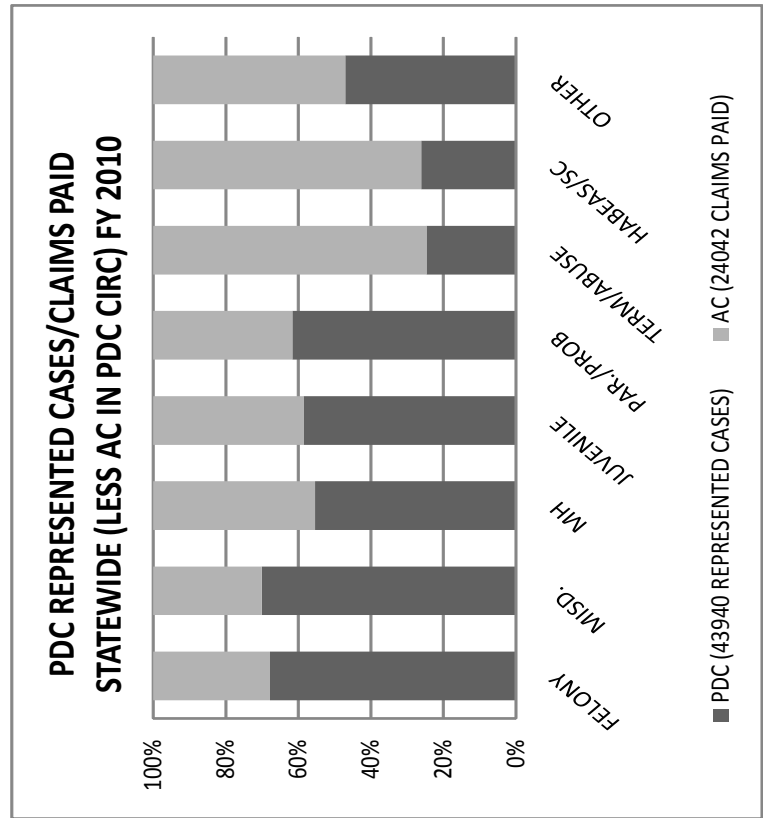
PDC		AC		TOTAL		%PDC		%AC	
DISBURSEMENTS	PER CASE	DISBURSEMENTS	PER CASE	DISBURSEMENTS	PER CASE	DISBURSEMENTS	PER CASE	DISBURSEMENTS	PER CASE
\$16,965,243.42		\$33,327,743.78		\$50,292,987.20		33.73%		66.27%	
\$386.15	\$700.19	\$700.19	\$700.19	\$50,292,987.20	\$700.19	33.73%	\$386.15	66.27%	\$700.19



**STATISTICS FOR BOTH PDC AND APPOINTED COUNSEL STATEWIDE (LESS AC CLAIMS IN PDC CIRCUITS)
 PDC CASES REPRESENTED COMPARED TO AC CLAIMS PAID FY 2010**

CASE TYPES	PDC		AC		TOTAL	%PDC	%AC
	DISBURSEMENTS	DISBURSEMENTS	DISBURSEMENTS	DISBURSEMENTS			
FELONY	11,202	5,317	16,519	32.19%		67.81%	32.19%
MISD.	23,499	10,011	33,510	29.87%		70.13%	29.87%
MH	2,725	2,192	4,917	44.58%		55.42%	44.58%
JUVENILE	3,612	2,552	6,164	41.40%		58.60%	41.40%
PAR./PROB	1,319	821	2,140	38.36%		61.64%	38.36%
TERM/ABUSE	654	1,996	2,650	75.32%		24.68%	75.32%
HABEAS/SC	67	190	257	73.93%		26.07%	73.93%
OTHER	856	963	1,819	52.94%		47.06%	52.94%
TOTAL	43,934	24,042	67,976	35.37%		64.63%	35.37%

PDC		AC	
DISBURSEMENTS	DISBURSEMENTS	TOTAL	%AC
\$16,965,243.42	\$15,574,872.42	\$32,540,115.84	52.14%
AVG PDC COST PER CASE	AVG AC COST PER CASE		
\$386.15	\$647.82		

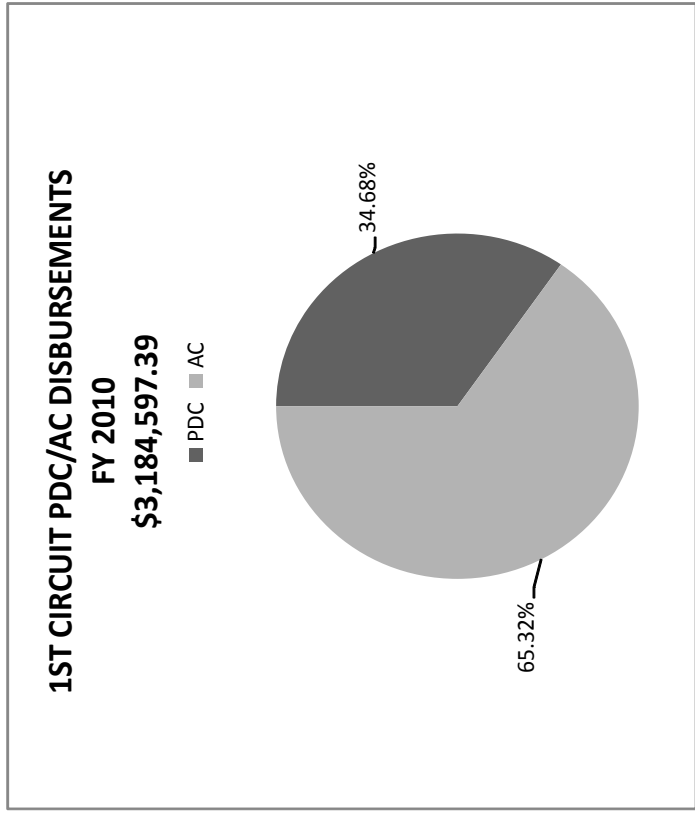
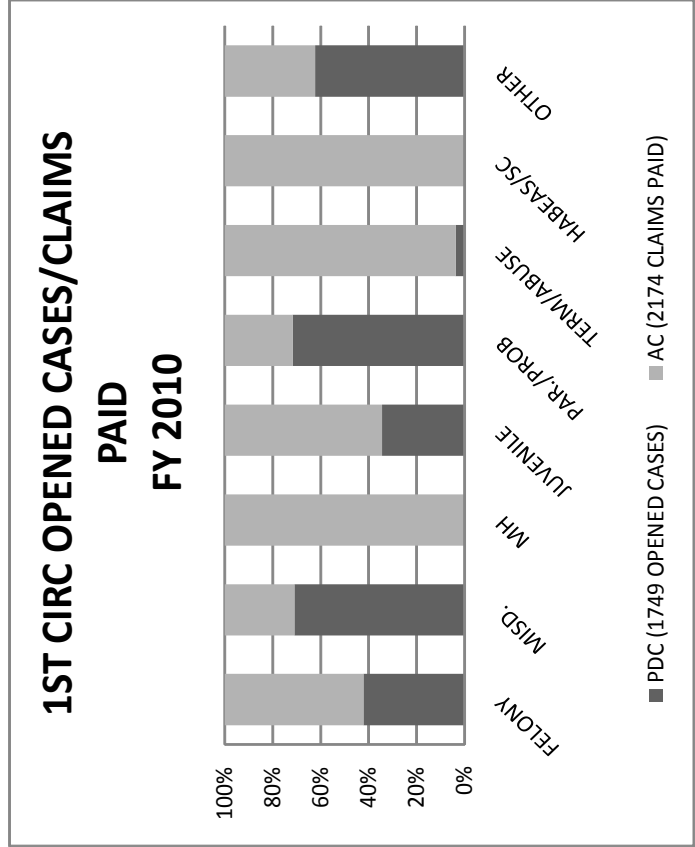


PD & AC COMPARISON OF OPEN CASES

**1ST CIRCUIT (BROOKE, HANCOCK & OHIO COUNTIES)
 PDC CASES OPENED COMPARED TO AC CLAIMS PAID FY 2010**

CASE TYPES	PDC		AC		TOTAL	%PDC	%AC
	DISBURSEMENTS	AC	DISBURSEMENTS	AC			
FELONY	418	572	990	42.22%	990	42.22%	57.78%
MISD.	1,087	445	1,532	70.95%	1,532	70.95%	29.05%
MH	0	551	551	0.00%	551	0.00%	100.00%
JUVENILE	81	154	235	34.47%	235	34.47%	65.53%
PAR./PROB	81	32	113	71.68%	113	71.68%	28.32%
TERM/ABUSE	14	359	373	3.75%	373	3.75%	96.25%
HABEAS/SC	0	20	20	0.00%	20	0.00%	100.00%
OTHER	68	41	109	62.39%	109	62.39%	37.61%
TOTAL	1,749	2,174	3,923	44.58%	3,923	44.58%	55.42%

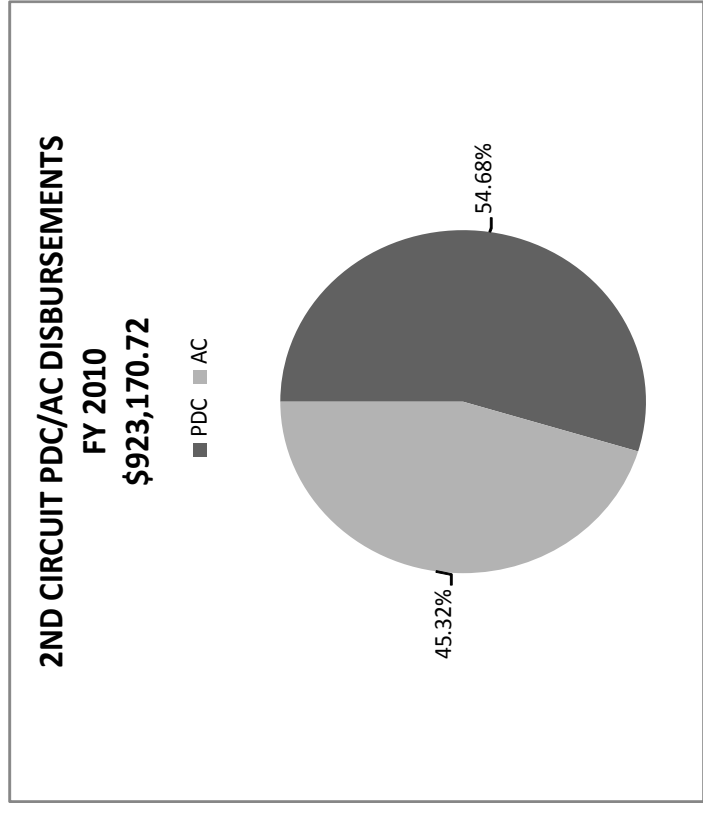
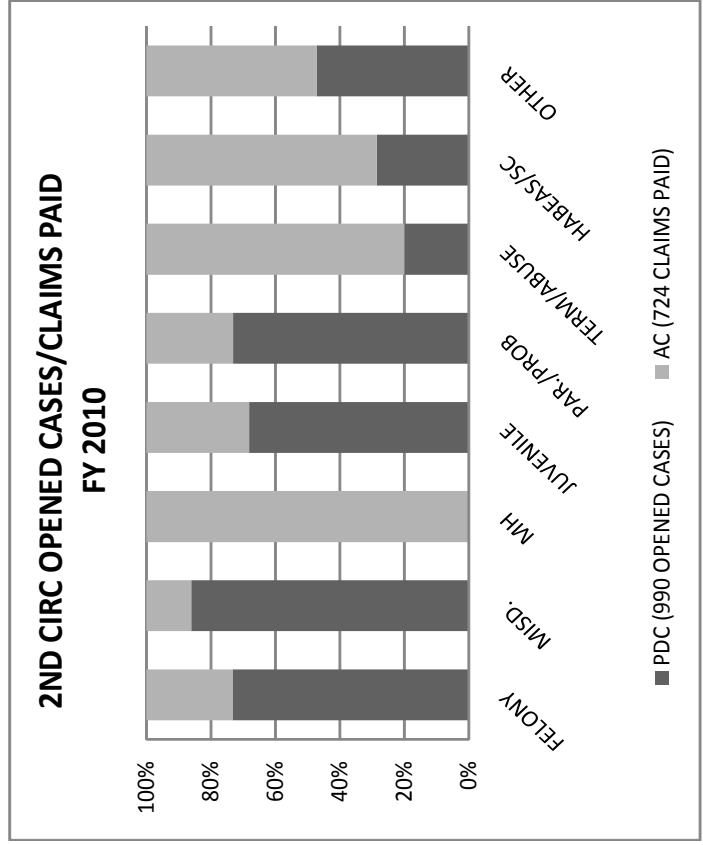
	PDC	AC	Avg PDC Cost Per Case	Avg AC Cost Per Case
DISBURSEMENTS	\$1,104,462.14	\$2,080,135.25	\$631.48	\$956.82
TOTAL	\$3,184,597.39			



**2ND CIRCUIT (MARSHALL, TYLER & WETZEL COUNTIES)
 PDC CASES OPENED COMPARED TO AC CLAIMS PAID FY 2010**

CASE TYPES	PDC	AC	TOTAL	%PDC	%AC
FELONY	256	93	349	73.35%	26.65%
MISD.	519	84	603	86.07%	13.93%
MH	0	355	355	0.00%	100.00%
JUVENILE	124	58	182	68.13%	31.87%
PAR./PROB	49	18	67	73.13%	26.87%
TERM/ABUSE	23	92	115	20.00%	80.00%
HABEAS/SC	2	5	7	28.57%	71.43%
OTHER	17	19	36	47.22%	52.78%
TOTAL	990	724	1,714	57.76%	42.24%

	PDC DISBURSEMENTS	AC DISBURSEMENTS	TOTAL	%PDC	%AC
	\$504,792.84	\$418,377.88	\$923,170.72	54.68%	45.32%
AVG PDC COST PER CASE	\$509.89	AVG AC COST PER CASE	\$577.87		



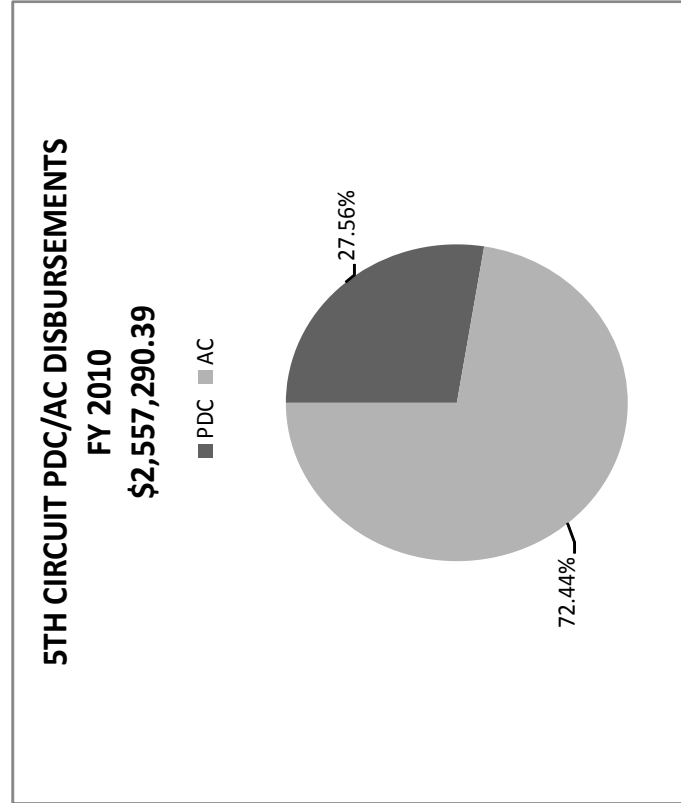
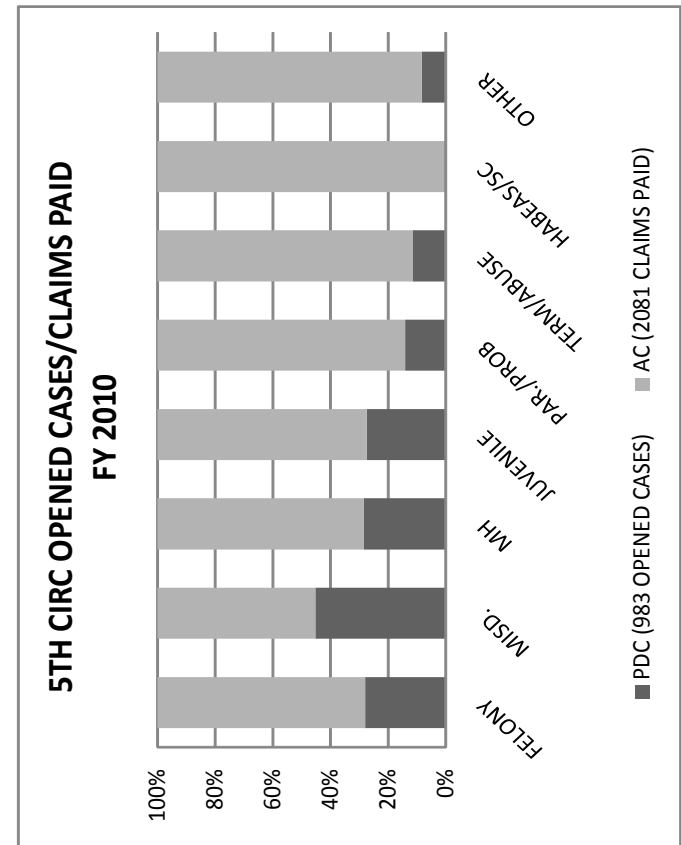
5TH CIRCUIT (CALHOUN, JACKSON, MASON & ROANE COUNTIES)

PDC CASES OPENED COMPARED TO AC CLAIMS PAID FY 2010

*A Circuit Court order prohibits PDC work in Mason County. All indigent work is performed by Appointed Counsel

CASE TYPES	PDC		AC		TOTAL		%PDC		%AC		DISBURSEMENTS		TOTAL		%PDC		%AC	
	PDC	AC	PDC	AC	PDC	AC	PDC	AC	PDC	AC	PDC	AC	PDC	AC	PDC	AC	PDC	AC
FELONY	229	590	819	27.96%	72.04%	\$704,706.76	\$1,852,583.63	\$2,557,290.39	27.56%	72.44%								
MISD.	572	693	1,265	45.22%	54.78%													
MH	54	136	190	28.42%	71.58%													
JUVENILE	65	172	237	27.43%	72.57%													
PAR./PROB	16	98	114	14.04%	85.96%													
TERM/ABUSE	42	321	363	11.57%	88.43%													
HABEAS/SC	0	16	16	0.00%	100.00%													
OTHER	5	55	60	8.33%	91.67%													
TOTAL	983	2,081	3,064	32.08%	67.92%													

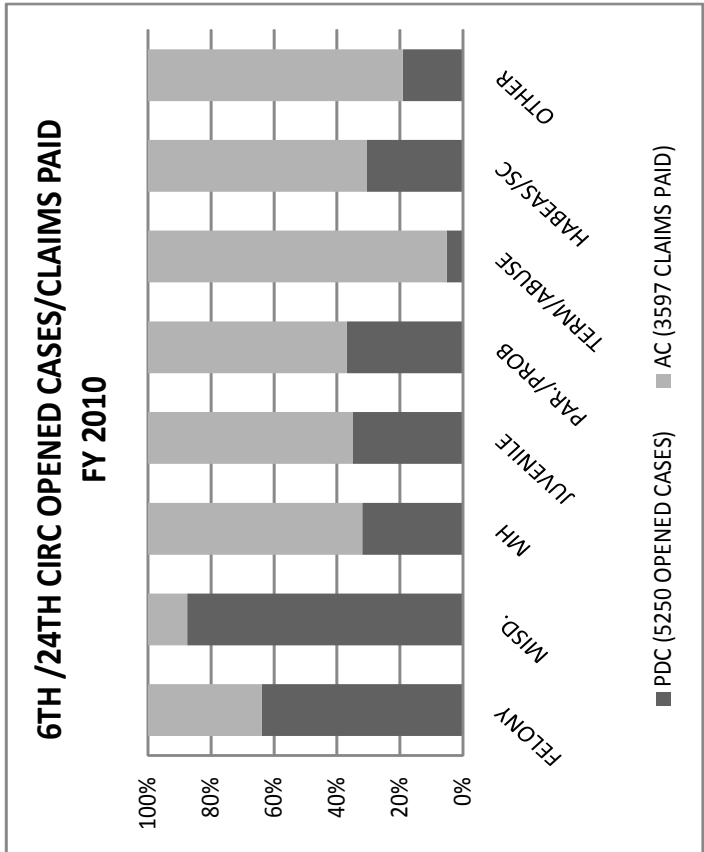
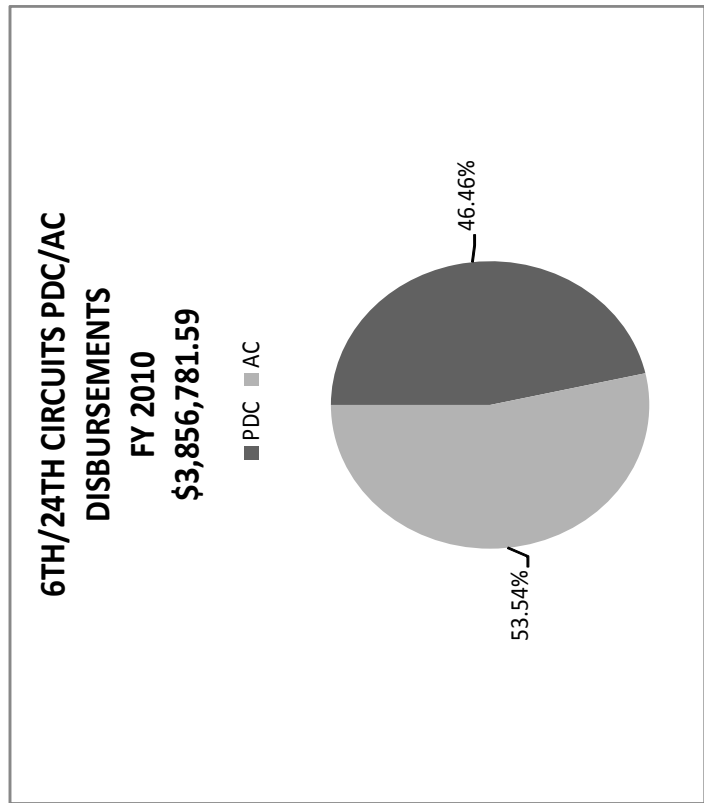
	PDC	AC	AVG PDC COST PER CASE	AVG AC COST PER CASE
	\$716.89	\$890.24		



**6TH CIRCUIT and 24TH CIRCUIT (CABELL & WAYNE COUNTIES)
 PDC CASES OPENED COMPARED TO AC CLAIMS PAID FY 2010**

*The 6th/24th Circuits operate under one Public Defender Corporation. AC figures include both Cabell and Wayne Counties

CASE TYPES	PDC		AC		TOTAL		%PDC		%AC	
	DISBURSEMENTS	PER CASE	DISBURSEMENTS	PER CASE	DISBURSEMENTS	PER CASE	DISBURSEMENTS	PER CASE	DISBURSEMENTS	PER CASE
FELONY	\$1,791,819.44	\$341.30	\$2,064,962.15	\$574.08	\$3,856,781.59		46.46%	53.54%		
MISD.										
MH										
JUVENILE										
PAR./PROB										
TERM/ABUSE										
HABEAS/SC										
OTHER										
TOTAL	\$1,791,819.44	\$341.30	\$2,064,962.15	\$574.08	\$3,856,781.59		46.46%	53.54%		

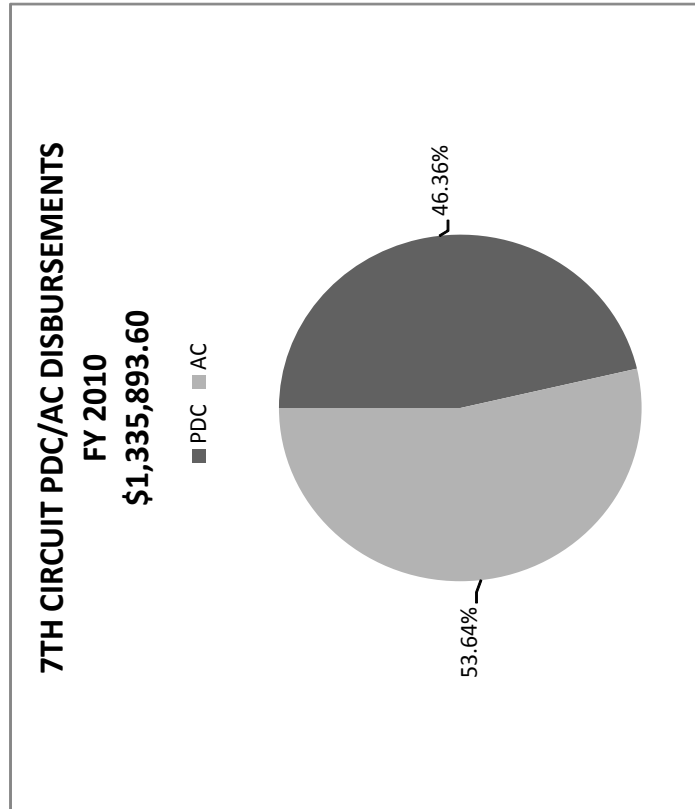
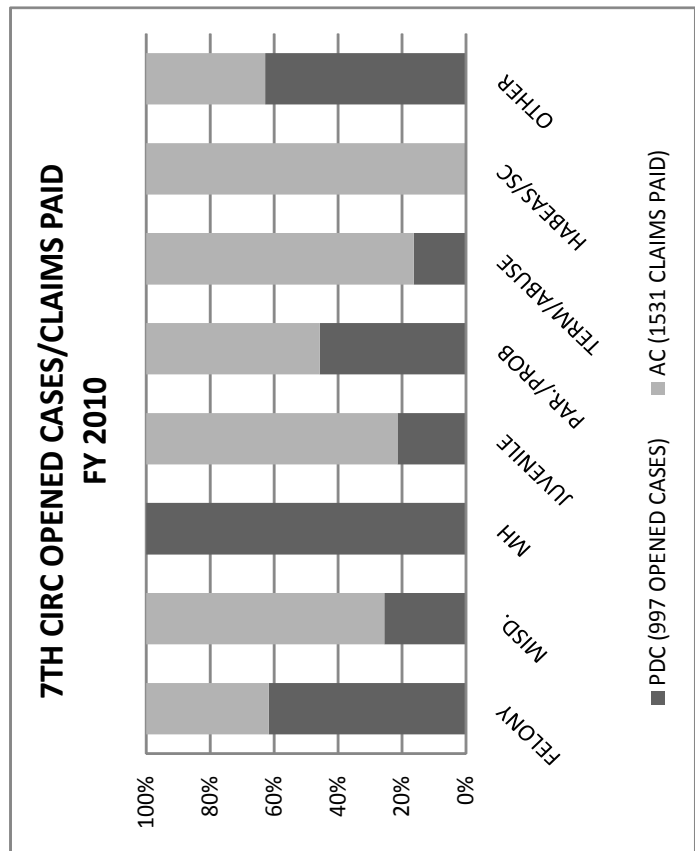


**7TH CIRCUIT (LOGAN COUNTY)
 PDC CASES OPENED COMPARED TO AC CLAIMS PAID FY 2010**

CASE TYPES	PDC	AC	TOTAL	%PDC	%AC
FELONY	407	253	660	61.67%	38.33%
MISD.	281	821	1,102	25.50%	74.50%
MH	161	0	161	100.00%	0.00%
JUVENILE	55	202	257	21.40%	78.60%
PAR./PROB	27	32	59	45.76%	54.24%
TERM/ABUSE	39	200	239	16.32%	83.68%
HABEAS/SC	0	7	7	0.00%	100.00%
OTHER	27	16	43	62.79%	37.21%
TOTAL	997	1,531	2,528	39.44%	60.56%

	PDC DISBURSEMENTS	AC DISBURSEMENTS	TOTAL	%PDC	%AC
	\$619,331.84	\$716,561.76	\$1,335,893.60	46.36%	53.64%

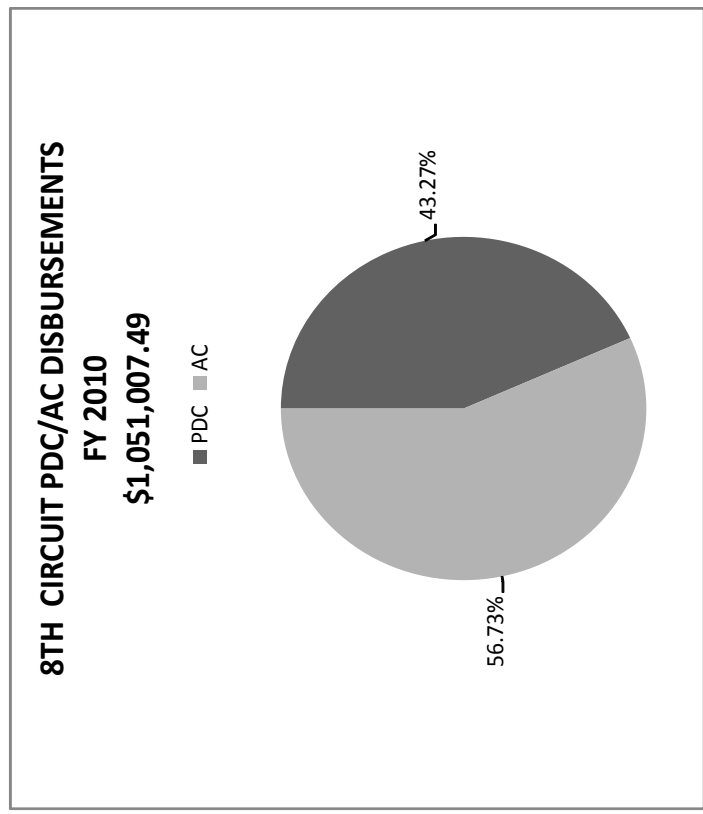
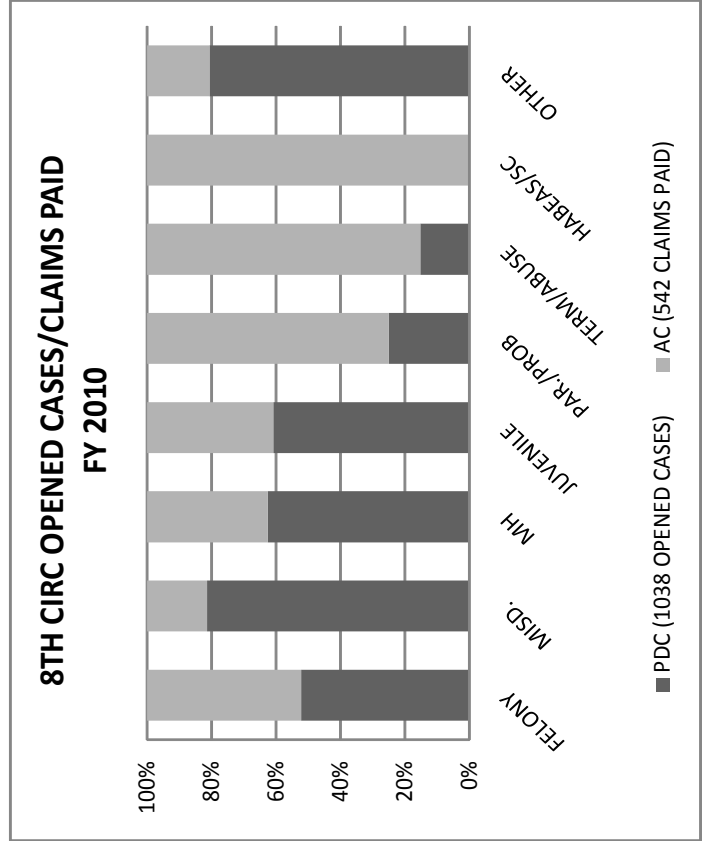
	AVG PDC COST PER CASE	AVG AC COST PER CASE
	\$621.20	\$468.04



**8TH CIRCUIT (MCDOWELL COUNTY)
 PDC CASES OPENED COMPARED TO AC CLAIMS PAID FY 2010**

CASE TYPES	PDC	AC	TOTAL	%PDC	%AC
FELONY	227	208	435	52.18%	47.82%
MISD.	676	154	830	81.45%	18.55%
MH	10	6	16	62.50%	37.50%
JUVENILE	56	36	92	60.87%	39.13%
PAR./PROB	2	6	8	25.00%	75.00%
TERM/ABUSE	21	117	138	15.22%	84.78%
HABEAS/SC	0	4	4	0.00%	100.00%
OTHER	46	11	57	80.70%	19.30%
TOTAL	1,038	542	1,580	65.70%	34.30%

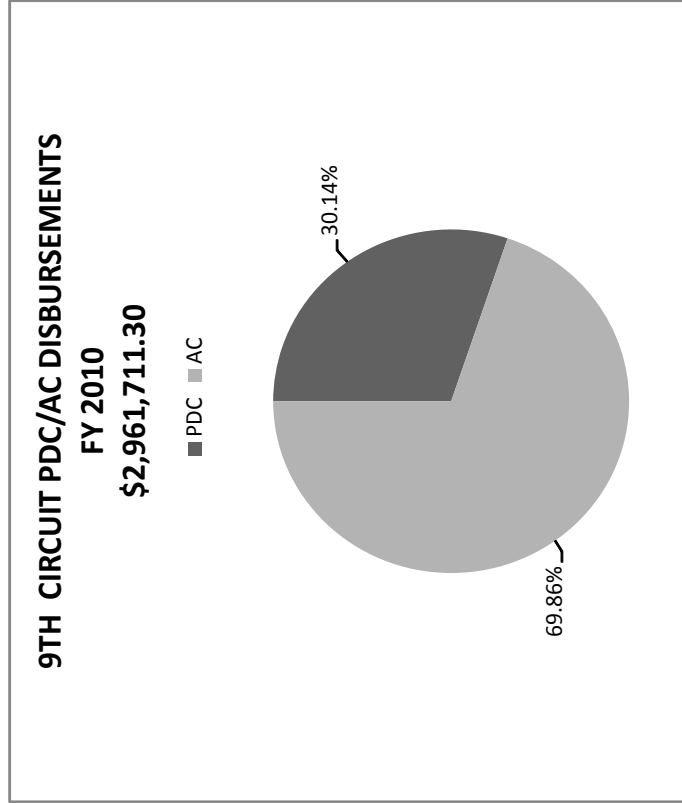
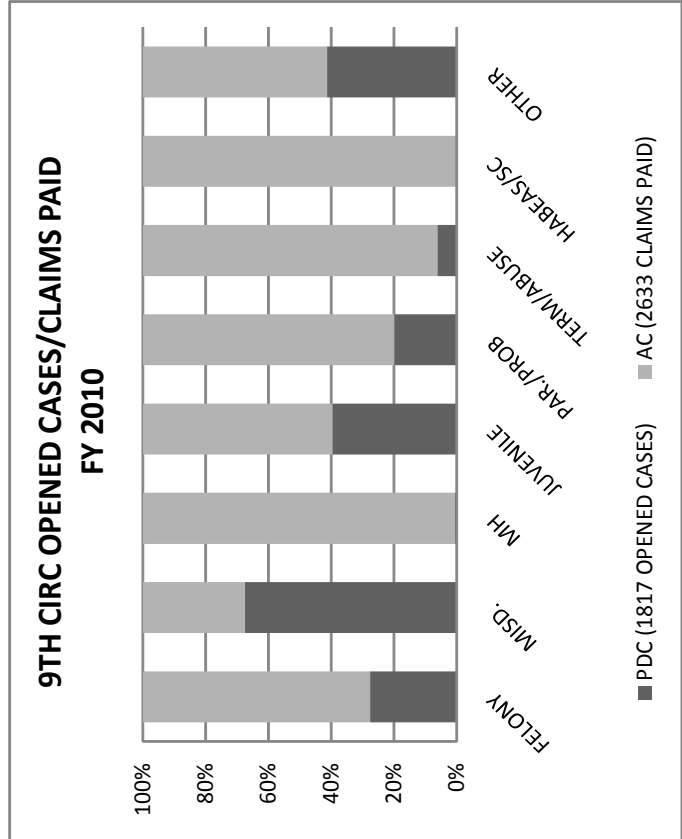
	PDC DISBURSEMENTS	AC DISBURSEMENTS	TOTAL	%PDC	%AC
	\$454,775.38	\$596,232.11	\$1,051,007.49	43.27%	56.73%
AVG PDC COST PER CASE	\$438.13	AVG AC COST PER CASE	\$1,100.06		



**9TH CIRCUIT (MERCER COUNTY)
 PDC CASES OPENED COMPARED TO AC CLAIMS PAID FY 2010**

CASE TYPES	PDC		AC		TOTAL	%PDC		%AC	
	DISBURSEMENTS	PER CASE	DISBURSEMENTS	PER CASE		DISBURSEMENTS	PER CASE	DISBURSEMENTS	PER CASE
FELONY	305		801		1,106	27.58%	72.42%		
MISD.	1,321		635		1,956	67.54%	32.46%		
MH	2		355		357	0.56%	99.44%		
JUVENILE	57		87		144	39.58%	60.42%		
PAR./PROB	31		125		156	19.87%	80.13%		
TERM/ABUSE	32		487		519	6.17%	93.83%		
HABEAS/SC	0		45		45	0.00%	100.00%		
OTHER	69		98		167	41.32%	58.68%		
TOTAL	1,817		2,633		4,450	40.83%	59.17%		

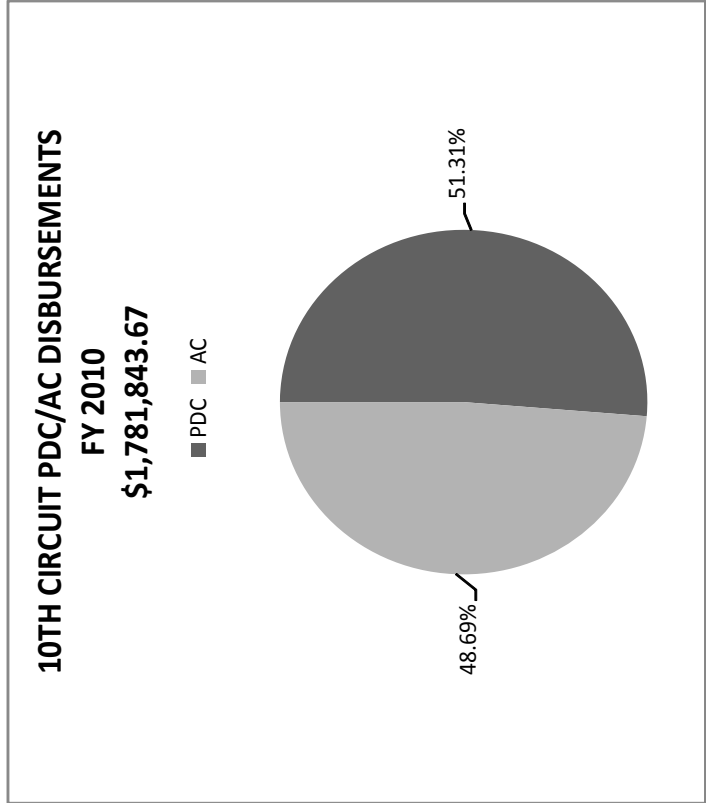
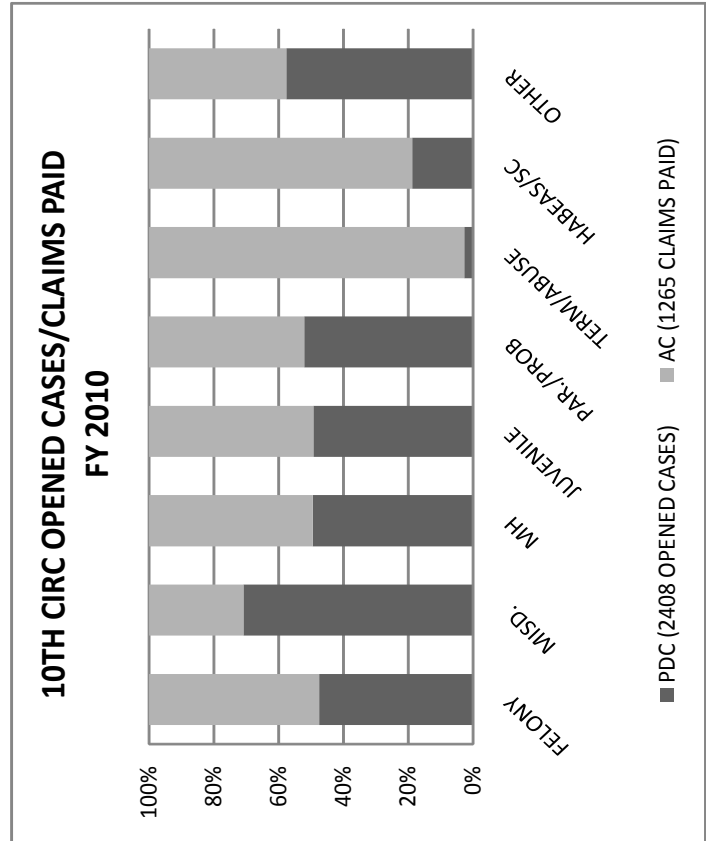
PDC		AC		TOTAL	%PDC	%AC
DISBURSEMENTS	PER CASE	DISBURSEMENTS	PER CASE			
\$892,796.22	\$491.36	\$2,068,915.08	\$785.76	\$2,961,711.30	30.14%	69.86%



**10TH CIRCUIT (RALEIGH COUNTY)
 PDC CASES OPENED COMPARED TO AC CLAIMS PAID FY 2010**

CASE TYPES	PDC		AC		TOTAL	%PDC	%AC
	DISBURSEMENTS	AC	DISBURSEMENTS	AC			
FELONY	\$914,274.22	557	\$867,569.45	293	850	65.53%	34.47%
MISD.		1,151		308	1,459	78.89%	21.11%
MH		231		6	237	97.47%	2.53%
JUVENILE		152		107	259	58.69%	41.31%
PAR./PROB		222		33	255	87.06%	12.94%
TERM/ABUSE		13		488	501	2.59%	97.41%
HABEAS/SC		3		10	13	23.08%	76.92%
OTHER		79		20	99	79.80%	20.20%
TOTAL		2,408		1,265	3,673	65.56%	34.44%

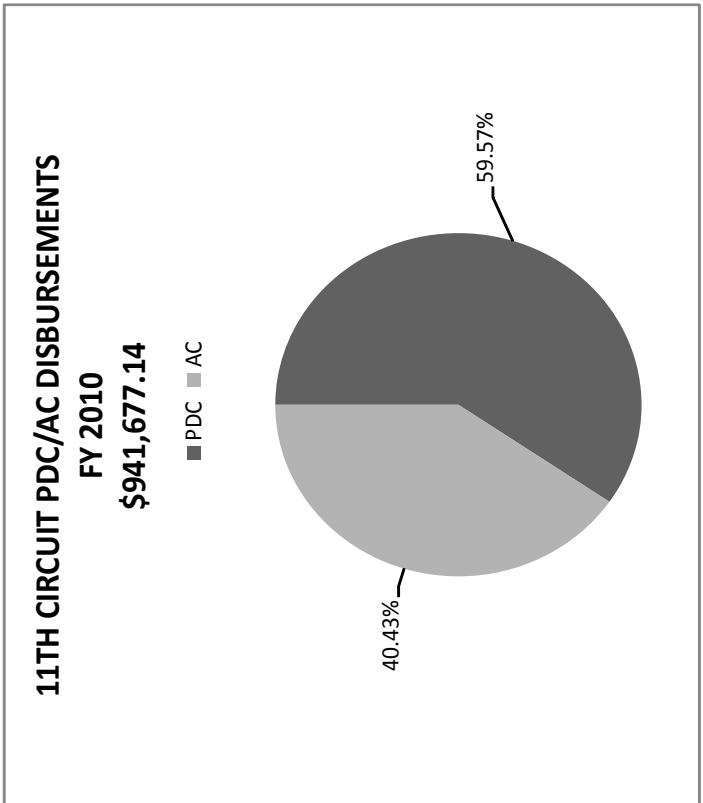
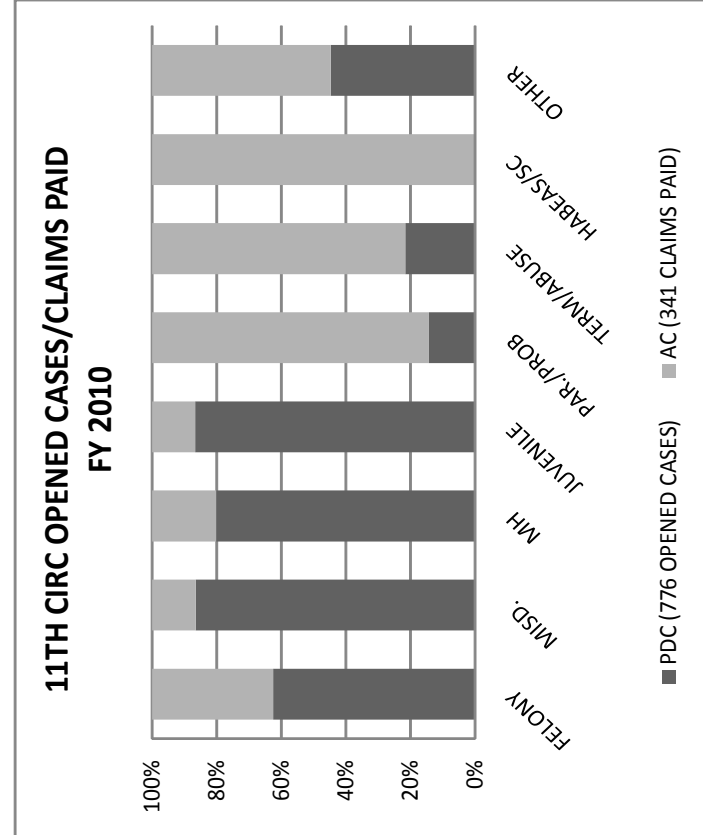
PDC		AC		TOTAL	%PDC	%AC
DISBURSEMENTS	AC	DISBURSEMENTS	AC			
\$914,274.22	557	\$867,569.45	293	\$1,781,843.67	51.31%	48.69%
AVG PDC COST PER CASE	\$379.68	AVG AC COST PER CASE	\$685.83			



**11TH CIRCUIT (GREENBRIER & POCAHONTAS COUNTIES)
 PDC CASES OPENED COMPARED TO AC CLAIMS PAID FY 2010**

CASE TYPES	PDC	AC	TOTAL	%PDC	%AC
FELONY	180	108	288	62.50%	37.50%
MISD.	389	61	450	86.44%	13.56%
MH	97	24	121	80.17%	19.83%
JUVENILE	65	10	75	86.67%	13.33%
PAR./PROB	4	24	28	14.29%	85.71%
TERM/ABUSE	24	87	111	21.62%	78.38%
HABEAS/SC	0	6	6	0.00%	100.00%
OTHER	17	21	38	44.74%	55.26%
TOTAL	776	341	1117	69.47%	30.53%

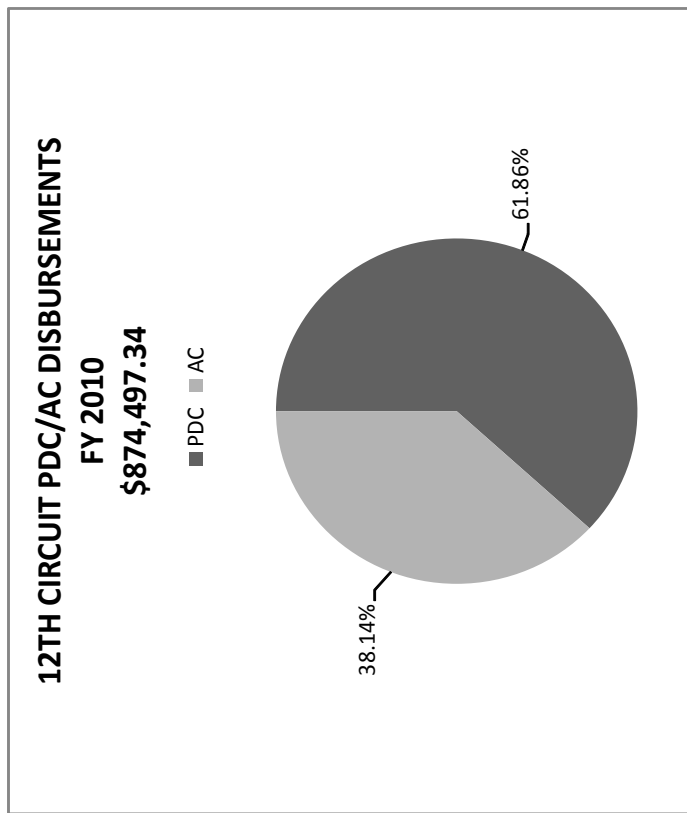
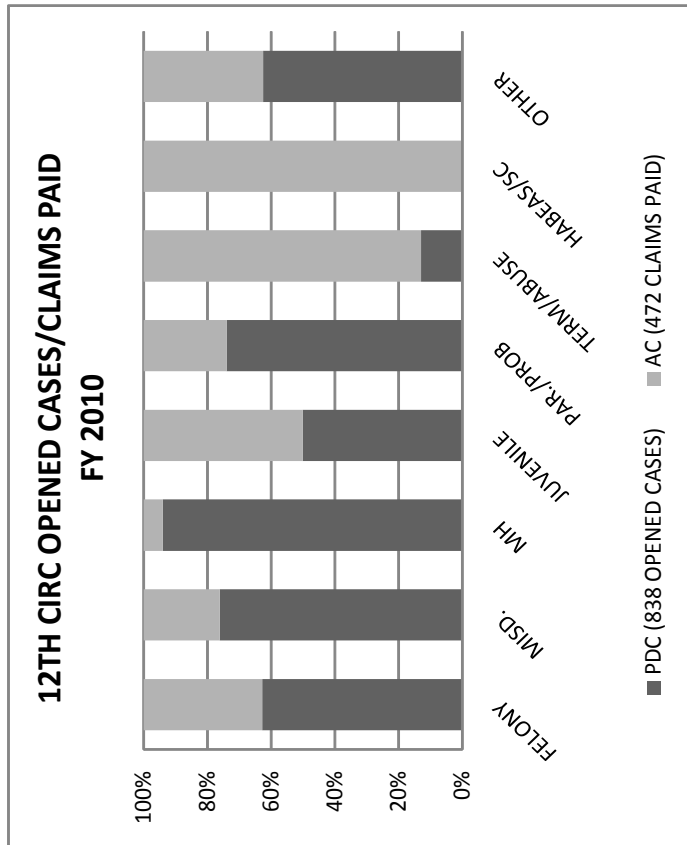
	PDC	AC	TOTAL	%PDC	%AC
DISBURSEMENTS	\$560,931.84	\$380,745.30	\$941,677.14	59.57%	40.43%
AVG PDC COST PER CASE	\$722.85				
AVG AC COST PER CASE		\$1,116.56			



**12TH CIRCUIT (FAYETTE COUNTY)
 PDC CASES OPENED COMPARED TO AC CLAIMS PAID FY 2010**

CASE TYPES	PDC		AC		TOTAL	%PDC	%AC
	DISBURSEMENTS	DISBURSEMENTS	DISBURSEMENTS	DISBURSEMENTS			
FELONY	220	130	350	37.14%			
MISD.	472	148	620	23.87%			
MH	47	3	50	6.00%			
JUVENILE	21	21	42	50.00%			
PAR./PROB	37	13	50	26.00%			
TERM/ABUSE	21	141	162	87.04%			
HABEAS/SC	0	4	4	100.00%			
OTHER	20	12	32	37.50%			
TOTAL	838	472	1,310	63.97%			

	PDC	AC	TOTAL
DISBURSEMENTS	\$540,946.84	\$333,550.50	\$874,497.34
AVG PDC COST PER CASE	\$645.52		
AVG AC COST PER CASE		\$706.67	

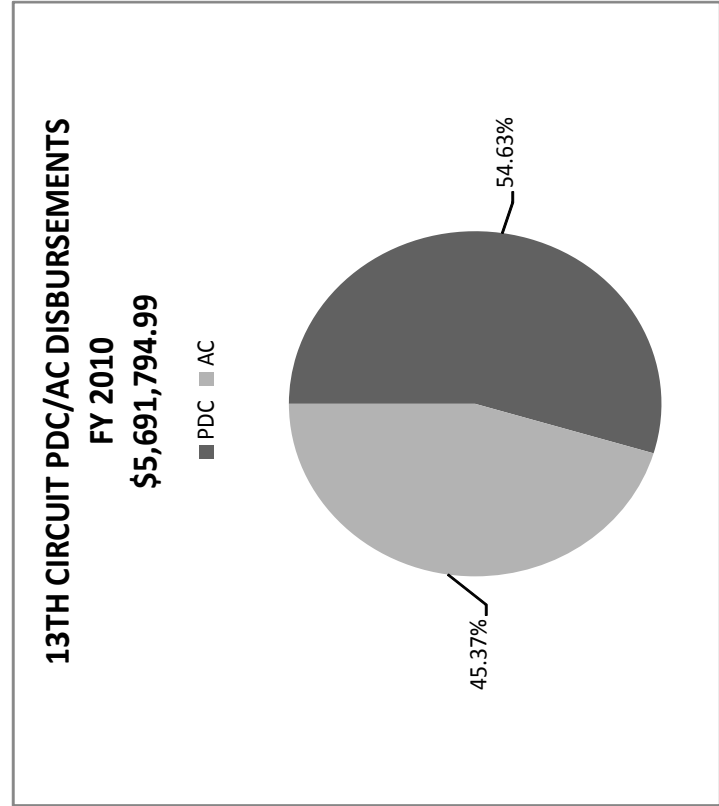
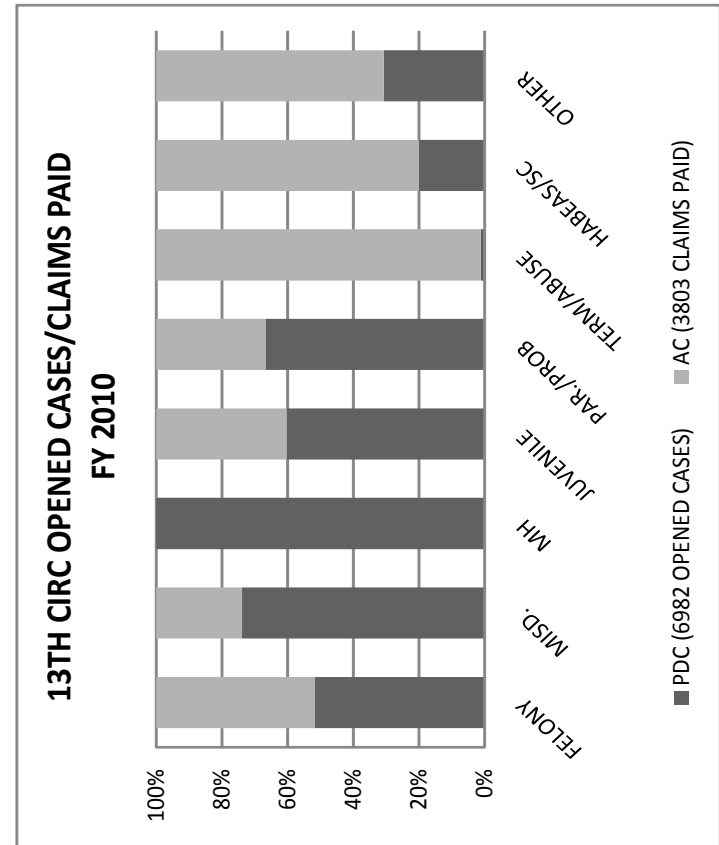


**13TH CIRCUIT (KANAWHA COUNTY)
 PDC CASES OPENED COMPARED TO AC CLAIMS PAID FY 2010**

CASE TYPES	PDC	AC	TOTAL	%PDC	%AC
FELONY	1,280	1,190	2,470	51.82%	48.18%
MISD.	3,709	1,313	5,022	73.86%	26.14%
MH	1,152	0	1,152	100.00%	0.00%
JUVENILE	523	344	867	60.32%	39.68%
PAR./PROB	203	101	304	66.78%	33.22%
TERM/ABUSE	7	582	589	1.19%	98.81%
HABEAS/SC	17	68	85	20.00%	80.00%
OTHER	91	205	296	30.74%	69.26%
TOTAL	6,982	3,803	10,785	64.74%	35.26%

	PDC DISBURSEMENTS	AC DISBURSEMENTS	TOTAL	%PDC	%AC
	\$3,109,671.58	\$2,582,123.41	\$5,691,794.99	54.63%	45.37%

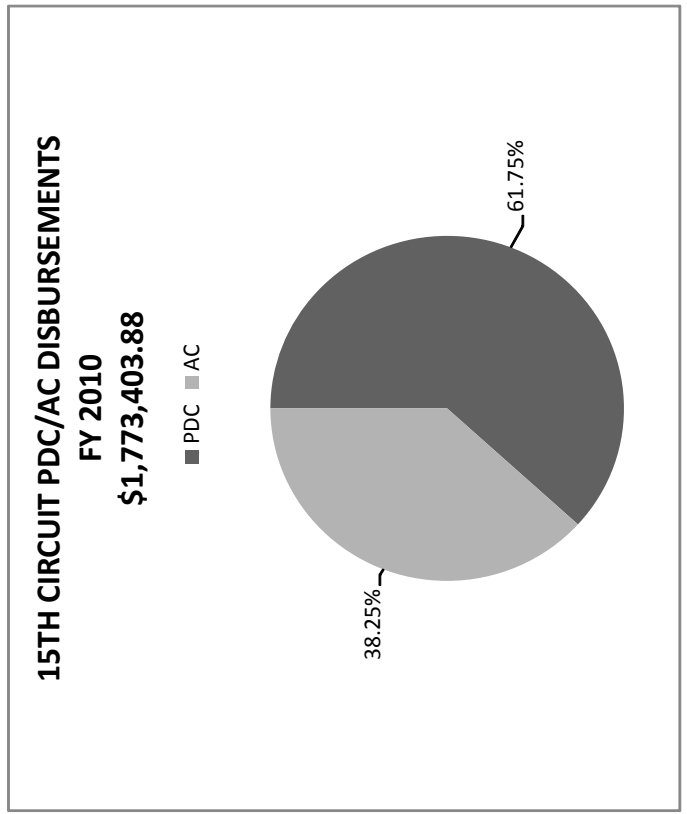
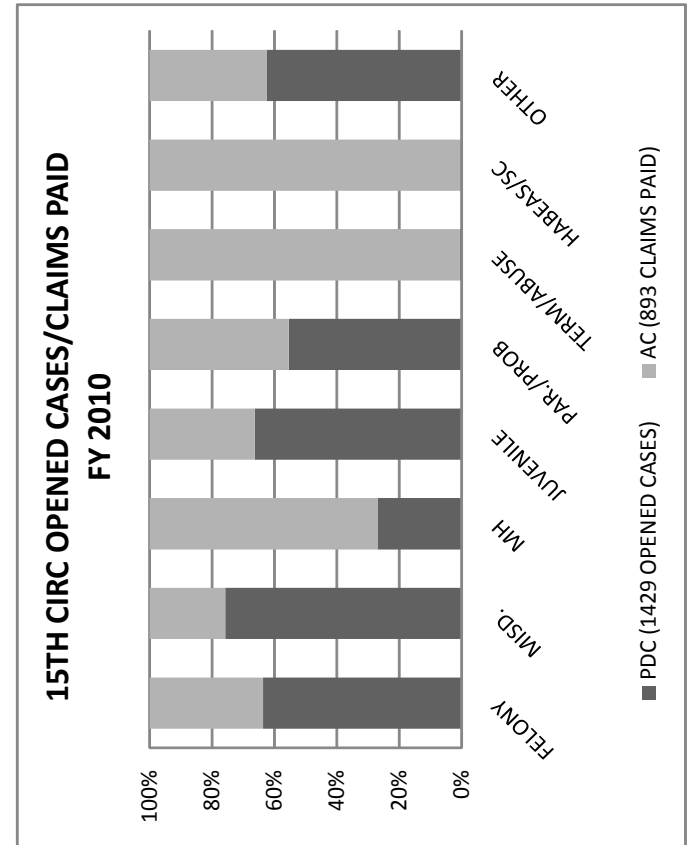
	AVG PDC COST PER CASE	AVG AC COST PER CASE
	\$445.38	\$678.97



**15TH CIRCUIT (HARRISON COUNTY)
PDC CASES OPENED COMPARED TO AC CLAIMS PAID FY 2010**

CASE TYPES	PDC	AC	TOTAL	%PDC	%AC
FELONY	307	175	482	63.69%	36.31%
MISD.	777	249	1,026	75.73%	24.27%
MH	34	92	126	26.98%	73.02%
JUVENILE	234	119	353	66.29%	33.71%
PAR./PROB	56	45	101	55.45%	44.55%
TERM/ABUSE	1	188	189	0.53%	99.47%
HABEAS/SC	0	13	13	0.00%	100.00%
OTHER	20	12	32	62.50%	37.50%
TOTAL	1,429	893	2,322	61.54%	38.46%

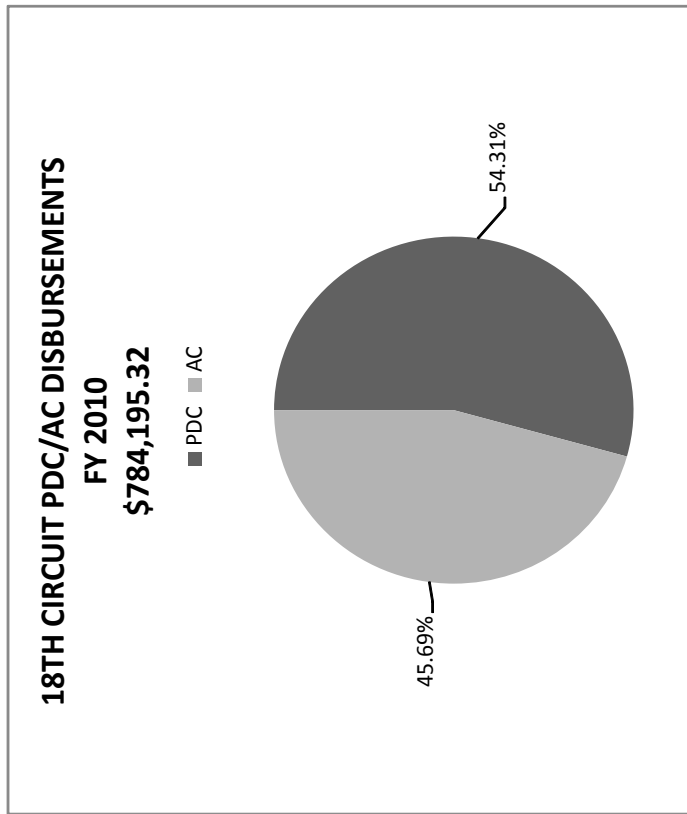
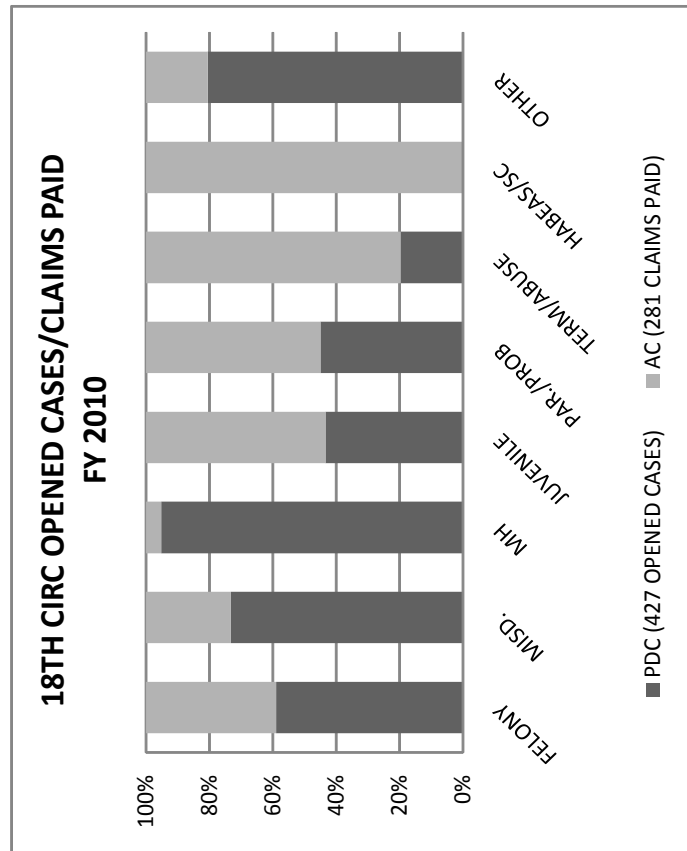
	PDC DISBURSEMENTS	AC DISBURSEMENTS	TOTAL	%PDC	%AC
	\$1,095,024.14	\$678,379.74	\$1,773,403.88	61.75%	38.25%
AVG PDC COST PER CASE	\$766.29	AVG AC COST PER CASE	\$759.66		



**18TH CIRCUIT (PRESTON COUNTY)
 PDC CASES OPENED COMPARED TO AC CLAIMS PAID FY 2010**

CASE TYPES	PDC		AC		TOTAL	%PDC		%AC	
	DISBURSEMENTS	DISBURSEMENTS	DISBURSEMENTS	DISBURSEMENTS		DISBURSEMENTS	DISBURSEMENTS	DISBURSEMENTS	DISBURSEMENTS
FELONY	132	92	224	58.93%	224	41.07%			
MISD.	159	58	217	73.27%	217	26.73%			
MH	20	1	21	95.24%	21	4.76%			
JUVENILE	33	43	76	43.42%	76	56.58%			
PAR./PROB	18	22	40	45.00%	40	55.00%			
TERM/ABUSE	11	45	56	19.64%	56	80.36%			
HABEAS/SC	0	7	7	0.00%	7	100.00%			
OTHER	54	13	67	80.60%	67	19.40%			
TOTAL	427	281	708	60.31%	708	39.69%			

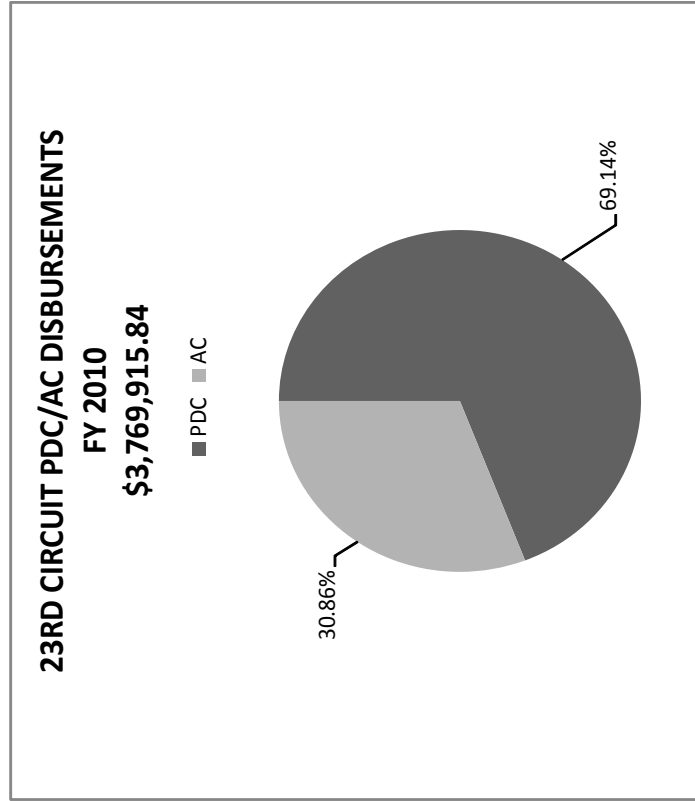
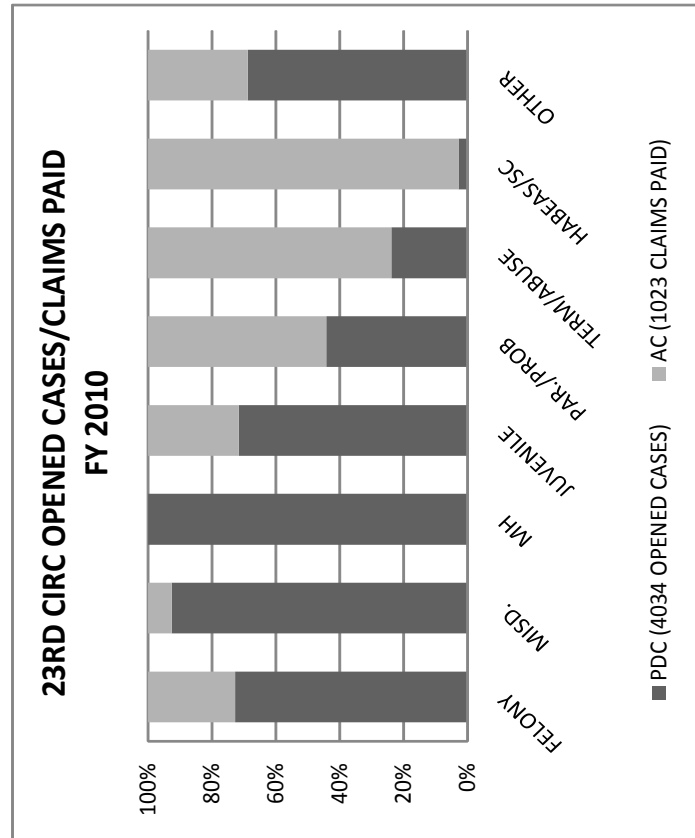
	PDC	AC	TOTAL
DISBURSEMENTS	\$425,912.38	\$358,282.94	\$784,195.32
AVG PDC COST PER CASE	\$997.45		
AVG AC COST PER CASE		\$1,275.03	



**23RD CIRCUIT (BERKELEY, JEFFERSON & MORGAN COUNTIES)
 PDC CASES OPENED COMPARED TO AC CLAIMS PAID FY 2010**

CASE TYPES	PDC		AC		TOTAL	%PDC		%AC	
	DISBURSEMENTS	DISBURSEMENTS	DISBURSEMENTS	DISBURSEMENTS		DISBURSEMENTS	DISBURSEMENTS	DISBURSEMENTS	DISBURSEMENTS
FELONY	1,076	402	1,478	72.80%	1,478	72.80%	27.20%		
MISD.	2,301	185	2,486	92.56%	2,486	92.56%	7.44%		
MH	132	0	132	100.00%	132	100.00%	0.00%		
JUVENILE	384	152	536	71.64%	536	71.64%	28.36%		
PAR./PROB	27	34	61	44.26%	61	44.26%	55.74%		
TERM/ABUSE	60	192	252	23.81%	252	23.81%	76.19%		
HABEAS/SC	1	34	35	2.86%	35	2.86%	97.14%		
OTHER	53	24	77	68.83%	77	68.83%	31.17%		
TOTAL	4,034	1,023	5,057	79.77%	5,057	79.77%	20.23%		

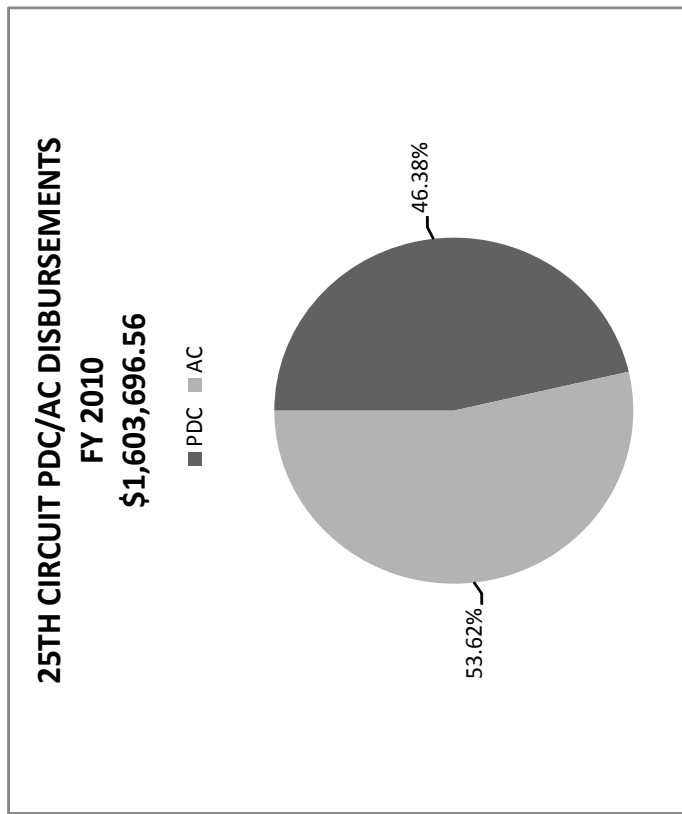
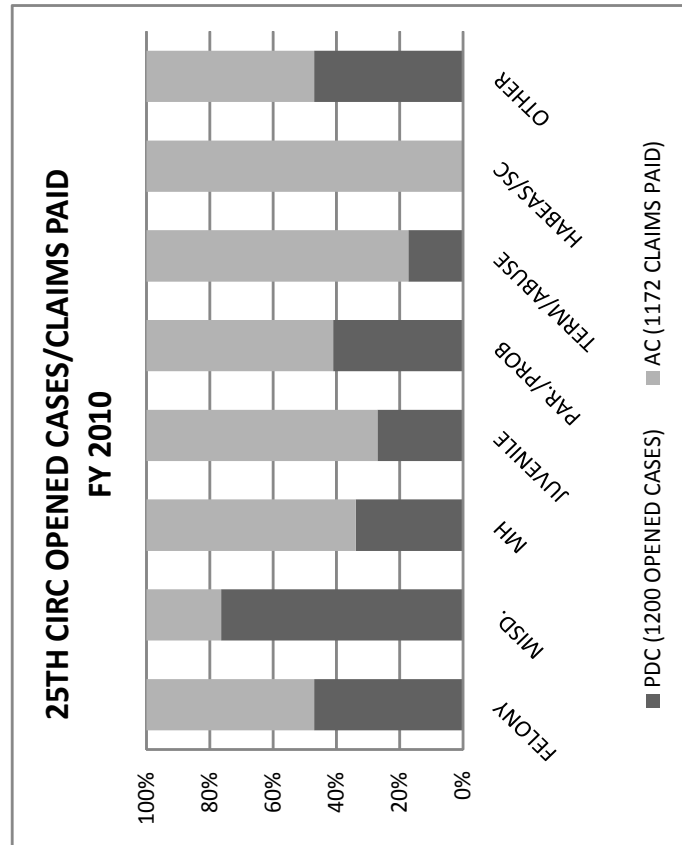
	PDC	AC	AVG AC COST PER CASE
DISBURSEMENTS	\$2,606,630.28	\$1,163,285.56	\$1,137.13
TOTAL	\$3,769,915.84		



**25TH CIRCUIT (BOONE & LINCOLN COUNTIES)
 PDC CASES OPENED COMPARED TO AC CLAIMS PAID FY 2010**

CASE TYPES	PDC	AC	TOTAL	%PDC	%AC
FELONY	261	294	555	47.03%	52.97%
MISD.	671	207	878	76.42%	23.58%
MH	84	164	248	33.87%	66.13%
JUVENILE	102	275	377	27.06%	72.94%
PAR./PROB	32	46	78	41.03%	58.97%
TERM/ABUSE	34	163	197	17.26%	82.74%
HABEAS/SC	0	5	5	0.00%	100.00%
OTHER	16	18	34	47.06%	52.94%
TOTAL	1,200	1,172	2,372	50.59%	49.41%

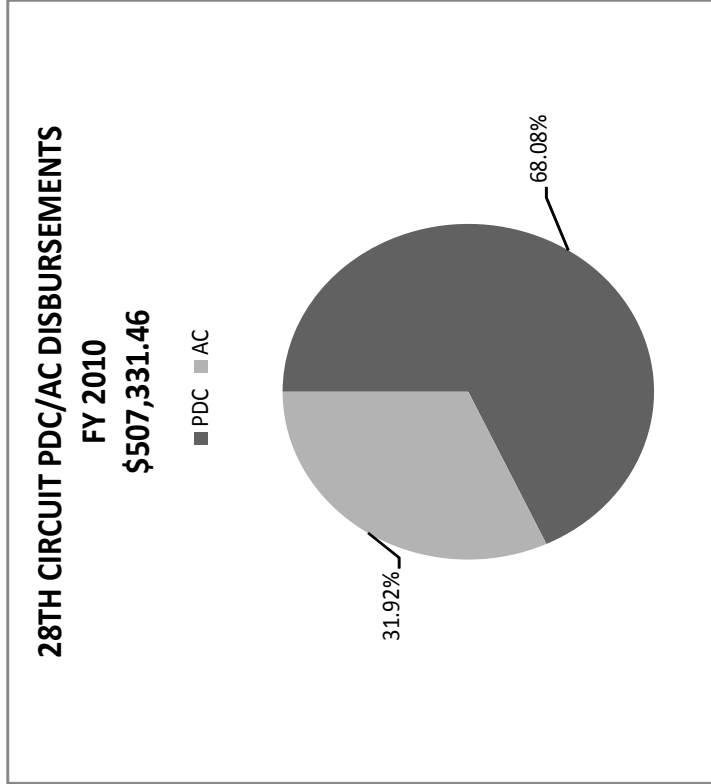
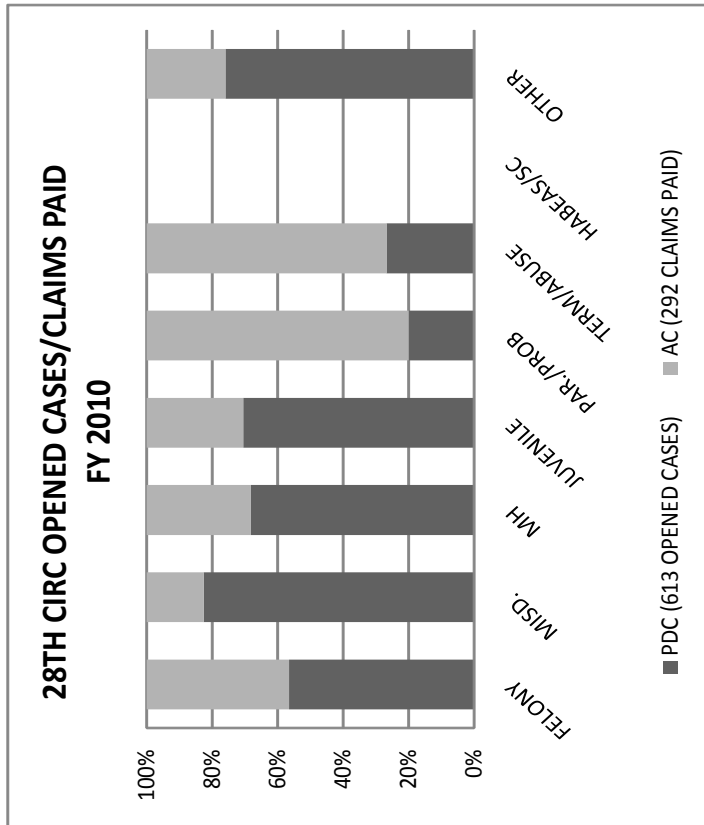
	PDC	AC	TOTAL	%PDC	%AC
DISBURSEMENTS	\$743,760.76	\$859,935.80	\$1,603,696.56	46.38%	53.62%
AVG PDC COST PER CASE	\$619.80	AVG AC COST PER CASE	\$733.73		



**28TH CIRCUIT (NICHOLAS COUNTY)
 PDC CASES OPENED COMPARED TO AC CLAIMS PAID FY 2010**

CASE TYPES	PDC	AC	TOTAL	%PDC	%AC
FELONY	121	93	214	56.54%	43.46%
MISD.	348	73	421	82.66%	17.34%
MH	30	14	44	68.18%	31.82%
JUVENILE	67	28	95	70.53%	29.47%
PAR./PROB	1	4	5	20.00%	80.00%
TERM/ABUSE	27	74	101	26.73%	73.27%
HABEAS/SC	0	0	0	0.00%	0.00%
OTHER	19	6	25	76.00%	24.00%
TOTAL	613	292	905	67.73%	32.27%

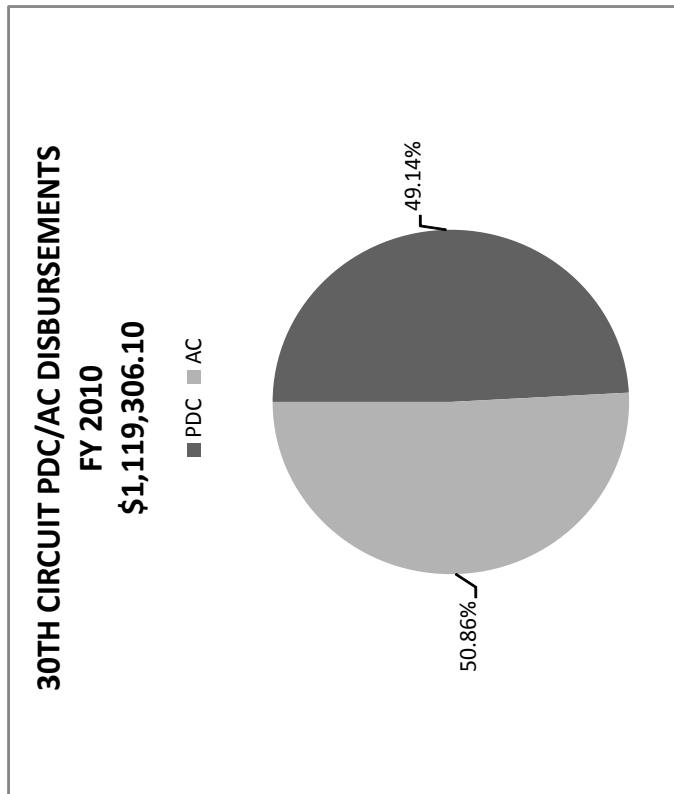
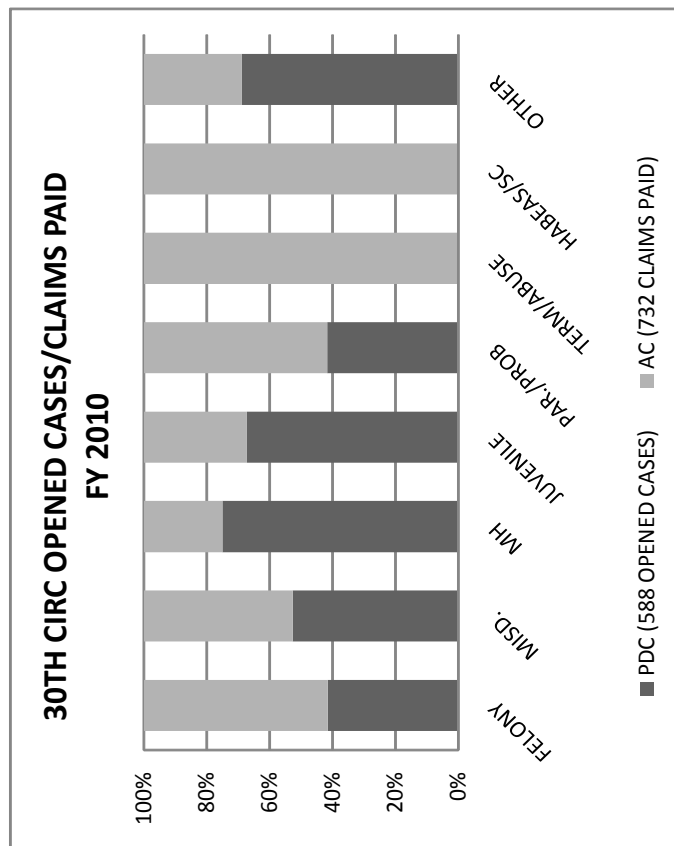
	PDC	AC	TOTAL	%PDC	%AC
DISBURSEMENTS	\$345,400.92	\$161,930.54	\$507,331.46	68.08%	31.92%
AVG PDC COST PER CASE	\$563.46				
AVG AC COST PER CASE		\$554.56			



**30TH CIRCUIT (MINGO COUNTY)
 PDC CASES OPENED COMPARED TO AC CLAIMS PAID FY 2010**

CASE TYPES	PDC	AC	TOTAL	%PDC	%AC
FELONY	195	275	470	41.49%	58.51%
MISD.	276	248	524	52.67%	47.33%
MH	24	8	32	75.00%	25.00%
JUVENILE	43	21	64	67.19%	32.81%
PAR./PROB	10	14	24	41.67%	58.33%
TERM/ABUSE	0	141	141	0.00%	100.00%
HABEAS/SC	0	7	7	0.00%	100.00%
OTHER	40	18	58	68.97%	31.03%
TOTAL	588	732	1,320	44.55%	55.45%

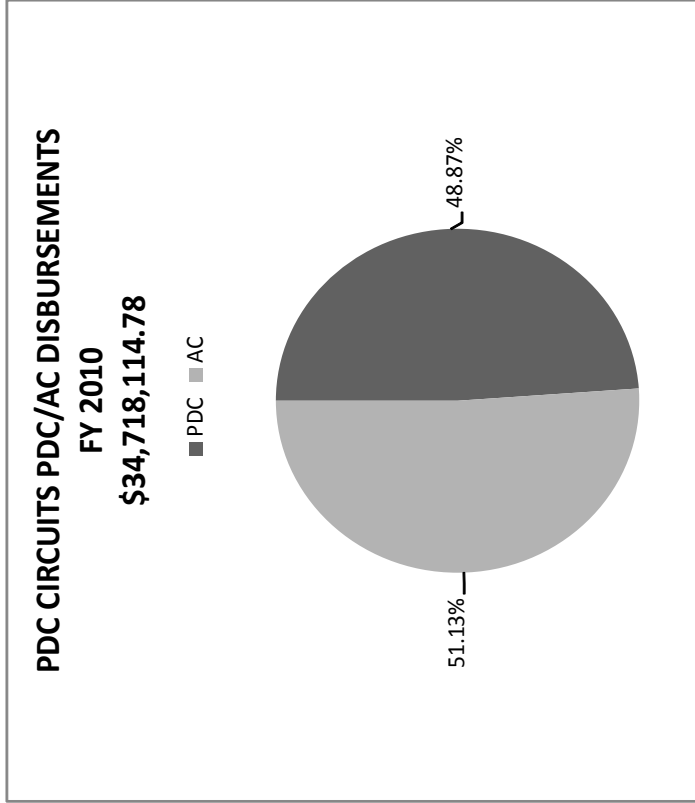
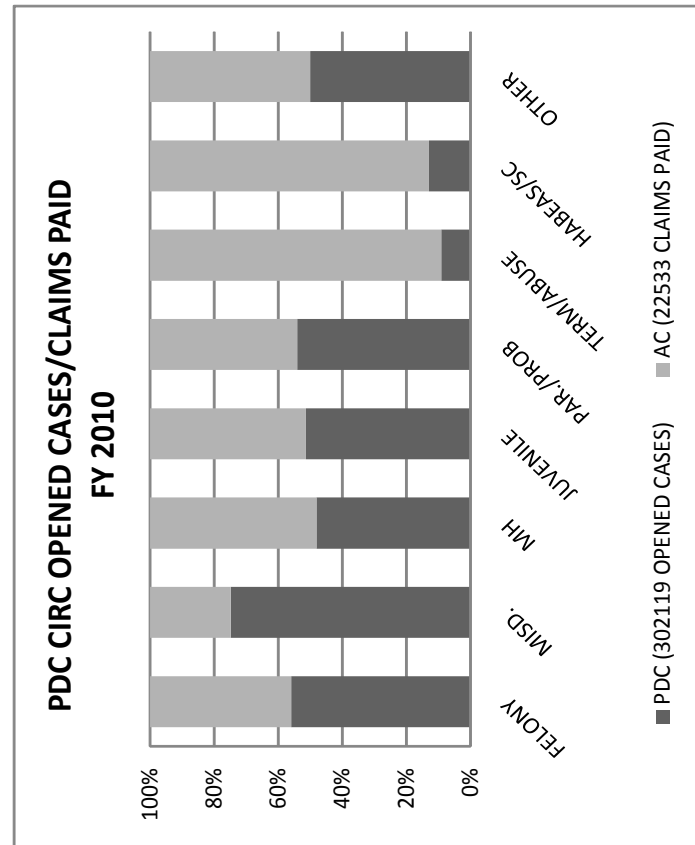
	PDC	AC	TOTAL	%PDC	%AC
DISBURSEMENTS	\$550,005.84	\$569,300.26	\$1,119,306.10	49.14%	50.86%
AVG PDC COST PER CASE	\$935.38	AVG AC COST PER CASE	\$777.73		



**ALL PUBLIC DEFENDER CORPORATION CIRCUITS (18 CIRCUITS 29 COUNTIES)
PDC CASES OPENED COMPARED TO AC CLAIMS PAID FY 2010**

CASE TYPES	PDC			AC		
	DISBURSEMENTS	DISBURSEMENTS	TOTAL	DISBURSEMENTS	DISBURSEMENTS	TOTAL
FELONY	7,598	5,973	13,571	55.99%	44.01%	
MISD.	17,565	5,902	23,467	74.85%	25.15%	
MH	2,585	2,793	5,378	48.07%	51.93%	
JUVENILE	2,369	2,245	4,614	51.34%	48.66%	
PAR./PROB	907	769	1,676	54.12%	45.88%	
TERM/ABUSE	394	3,940	4,334	9.09%	90.91%	
HABEAS/SC	37	249	286	12.94%	87.06%	
OTHER	664	662	1,326	50.08%	49.92%	
TOTAL	32,119	22,533	54,652	58.77%	41.23%	

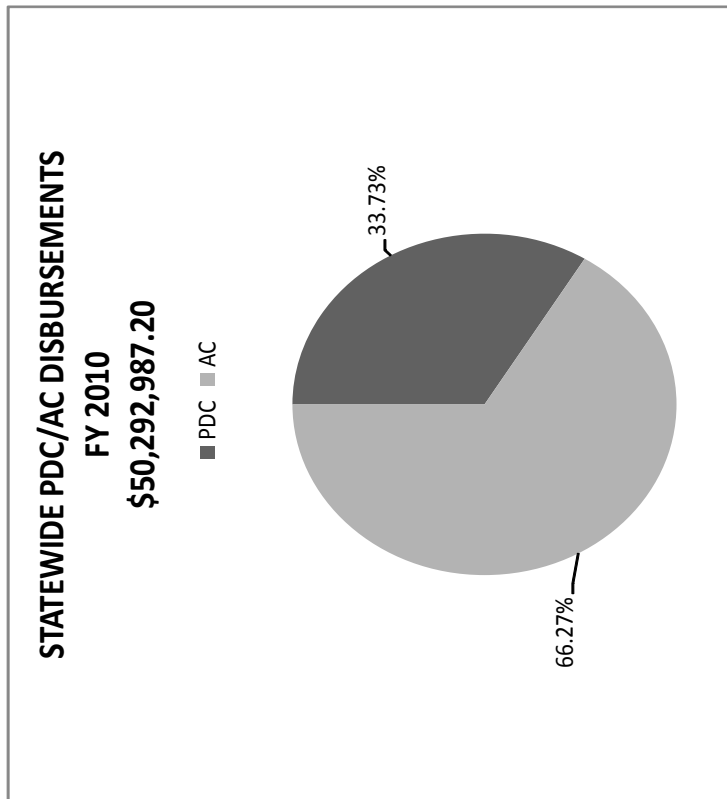
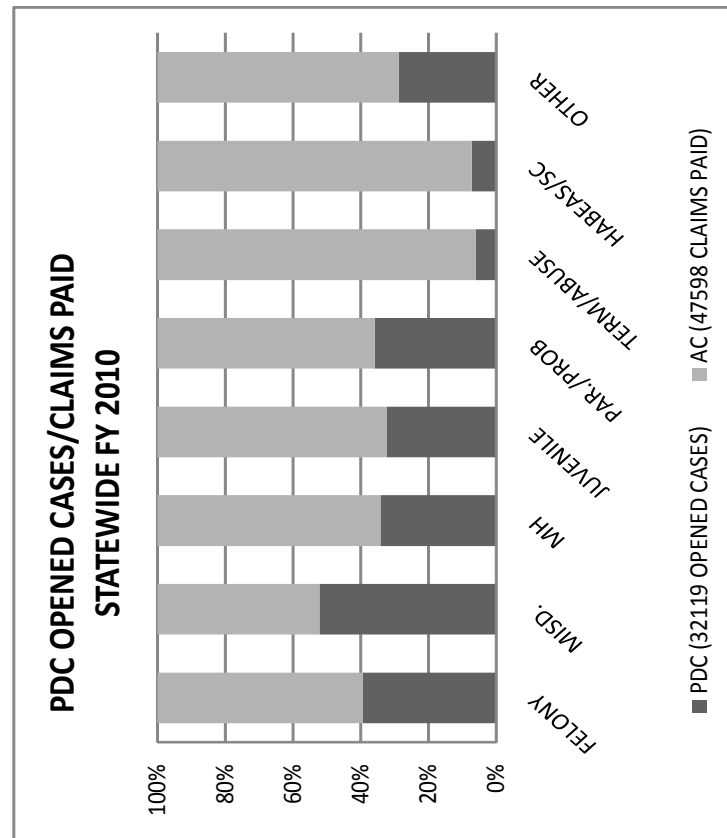
	PDC	AC	TOTAL
DISBURSEMENTS	\$16,965,243.42	\$17,752,871.36	\$34,718,114.78
AVG PDC COST PER CASE	\$528.20		
AVG AC COST PER CASE		\$787.86	



**STATISTICS FOR BOTH PDC AND APPOINTED COUNSEL STATEWIDE
 PDC CASES OPENED COMPARED TO AC CLAIMS PAID FY 2010**

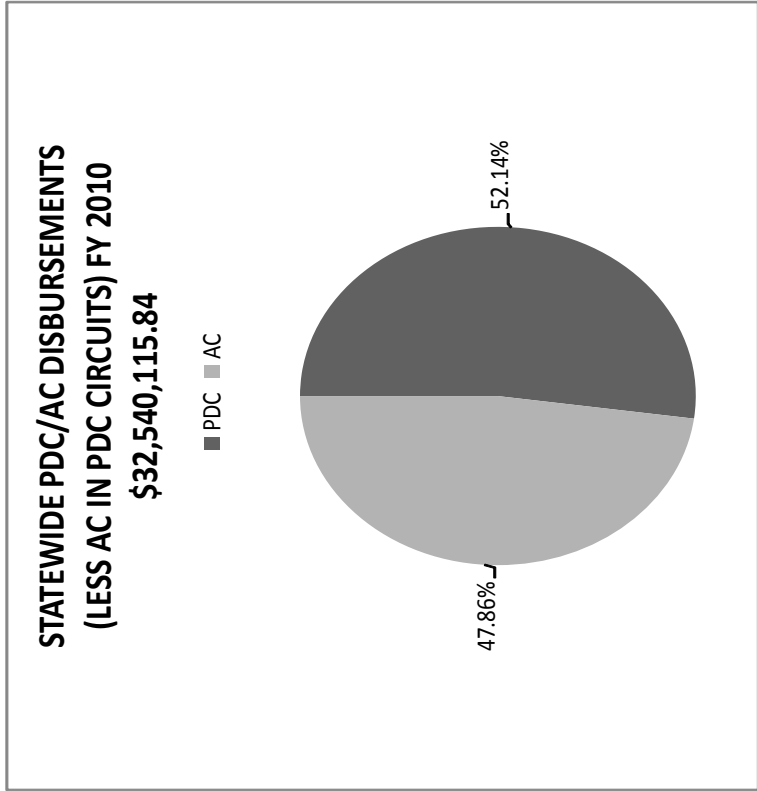
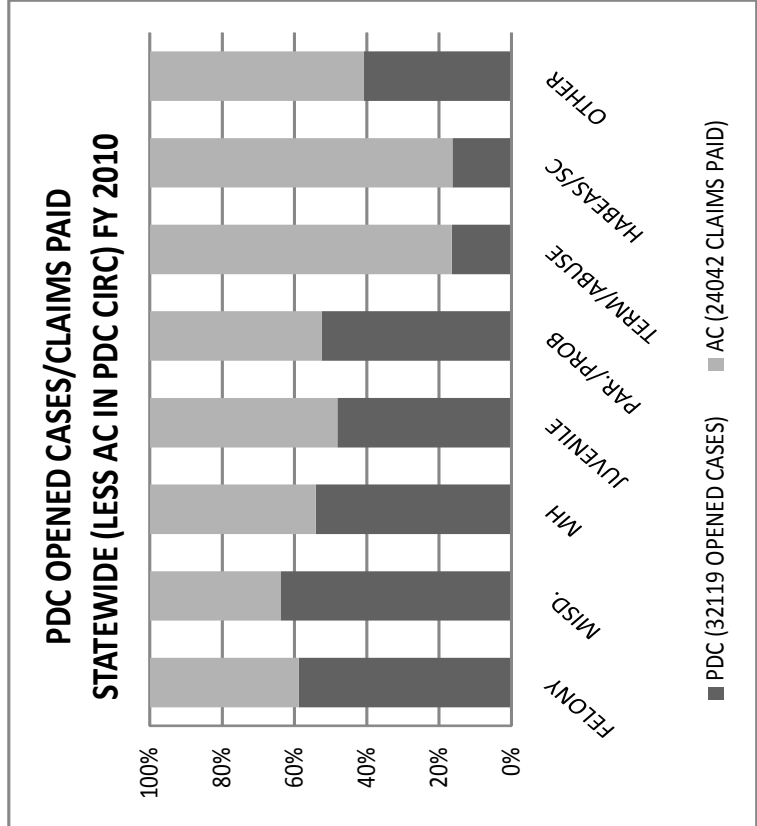
CASE TYPES	PDC		AC		TOTAL		%PDC		%AC	
	DISBURSEMENTS	PER CASE	DISBURSEMENTS	PER CASE	DISBURSEMENTS	PER CASE	DISBURSEMENTS	PER CASE	DISBURSEMENTS	PER CASE
FELONY	7,598	11,692	19,290	39.39%	60.61%					
MISD.	17,565	16,098	33,663	52.18%	47.82%					
MH	2,585	4,985	7,570	34.15%	65.85%					
JUVENILE	2,369	4,949	7,318	32.37%	67.63%					
PAR./PROB	907	1,624	2,531	35.84%	64.16%					
TERM/ABUSE	394	6,128	6,522	6.04%	93.96%					
HABEAS/SC	37	473	510	7.25%	92.75%					
OTHER	664	1,649	2,313	28.71%	71.29%					
TOTAL	32,119	47,598	79,717	40.29%	59.71%					

PDC		AC		TOTAL	
DISBURSEMENTS	PER CASE	DISBURSEMENTS	PER CASE	DISBURSEMENTS	PER CASE
\$16,965,243.42	\$528.20	\$33,327,743.78	\$700.19	\$50,292,987.20	\$66.27%



**STATISTICS FOR BOTH PDC AND APPOINTED COUNSEL STATEWIDE (LESS AC CLAIMS IN PDC CIRCUITS)
 PDC CASES OPENED COMPARED TO AC CLAIMS PAID FY 2010**

CASE TYPES	PDC		AC		TOTAL	PDC		AC		TOTAL	%PDC	%AC
	DISBURSEMENTS	PER CASE	DISBURSEMENTS	PER CASE		DISBURSEMENTS	PER CASE	DISBURSEMENTS	PER CASE			
FELONY	7,598	5,317	12,915	58.83%	41.17%	\$16,965,243.42	\$2,246.82	\$15,574,872.42	\$1,987.82	\$32,540,115.84	52.14%	47.86%
MISD.	17,565	10,011	27,576	63.70%	36.30%							
MH	2,585	2,192	4,777	54.11%	45.89%							
JUVENILE	2,369	2,552	4,921	48.14%	51.86%							
PAR./PROB	907	821	1,728	52.49%	47.51%							
TERM./ABUSE	394	1,996	2,390	16.49%	83.51%							
HABEAS/SC	37	190	227	16.30%	83.70%							
OTHER	664	963	1,627	40.81%	59.19%							
TOTAL	32,119	24,042	56,161	57.19%	42.81%		\$528.20		\$647.82			



PD & AC COMPARISON OF CLOSED CASES


**1ST CIRCUIT (BROOKE, HANCOCK & OHIO COUNTIES)
 PDC CASES CLOSED COMPARED TO AC CLAIMS PAID FY 2010**

CASE TYPES	PDC	AC	TOTAL	%PDC	%AC
FELONY	345	572	917	37.62%	62.38%
MISD.	984	445	1,429	68.86%	31.14%
MH	0	551	551	0.00%	100.00%
JUVENILE	59	154	213	27.70%	72.30%
PAR./PROB	58	32	90	64.44%	35.56%
TERM/ABUSE	18	359	377	4.77%	95.23%
HABEAS/SC	2	20	22	9.09%	90.91%
OTHER	45	41	86	52.33%	47.67%
TOTAL	1,511	2,174	3,685	41.00%	59.00%

	PDC	AC	TOTAL	%PDC	%AC
DISBURSEMENTS	\$1,104,462.14	\$2,080,135.25	\$3,184,597.39	34.68%	65.32%

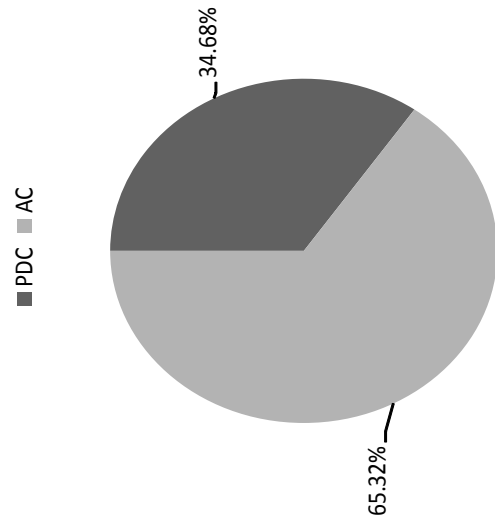
	AVG PDC COST PER CASE	AVG AC COST PER CASE
	\$730.95	\$956.82

**1ST CIRC CLOSED CASES/CLAIMS PAID
 FY 2010**



1ST CIRCUIT PDC/AC DISBURSEMENTS

FY 2010
\$3,184,597.39

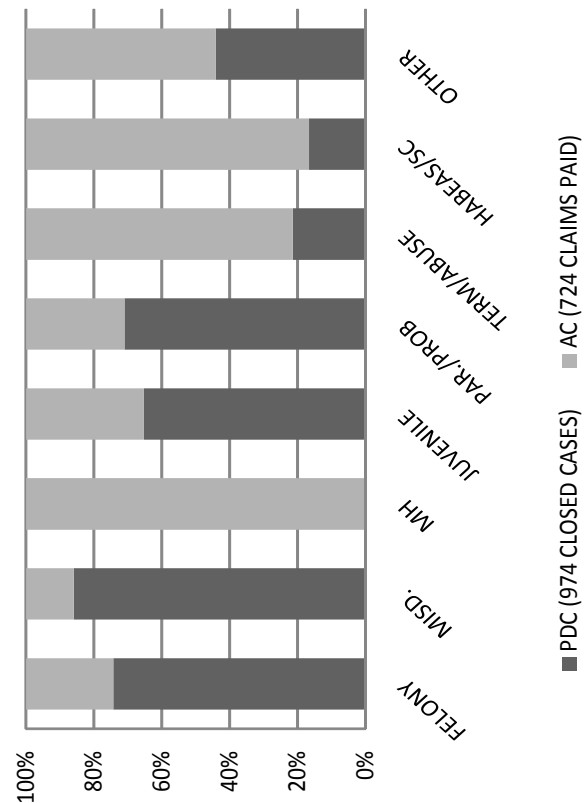


**2ND CIRCUIT (MARSHALL, TYLER & WETZEL COUNTIES)
 PDC CASES CLOSED COMPARED TO AC CLAIMS PAID FY 2010**

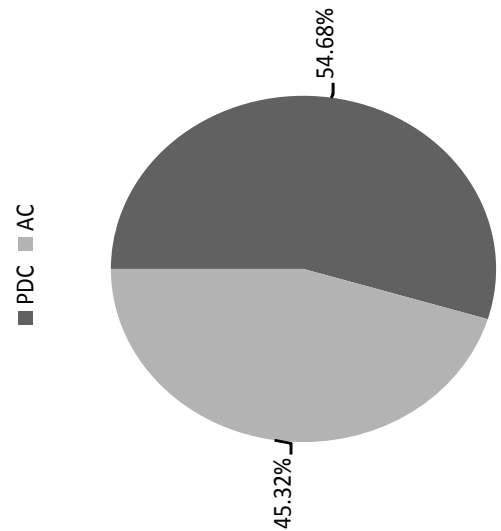
CASE TYPES	PDC		AC		TOTAL	%PDC		%AC	
	DISBURSEMENTS	PER CASE	DISBURSEMENTS	PER CASE		DISBURSEMENTS	PER CASE	DISBURSEMENTS	PER CASE
FELONY	268	512	93	84	361	74.24%	25.76%	54.68%	45.32%
MISD.	512	84	84	596	596	85.91%	14.09%	54.68%	45.32%
MH	0	355	355	0.00%	355	0.00%	100.00%	54.68%	45.32%
JUVENILE	109	58	58	167	167	65.27%	34.73%	54.68%	45.32%
PAR./PROB	44	18	18	62	62	70.97%	29.03%	54.68%	45.32%
TERM/ABUSE	25	92	92	117	117	21.37%	78.63%	54.68%	45.32%
HABEAS/SC	1	5	5	6	6	16.67%	83.33%	54.68%	45.32%
OTHER	15	34	34	44.12%	44	44.12%	55.88%	54.68%	45.32%
TOTAL	974	724	724	1,698	1,698	57.36%	42.64%	54.68%	45.32%

PDC		AC		TOTAL	%PDC	%AC
DISBURSEMENTS	PER CASE	DISBURSEMENTS	PER CASE			
\$504,792.84	\$518.27	\$418,377.88	\$577.87	\$923,170.72	54.68%	45.32%
AVG PDC COST PER CASE		AVG AC COST PER CASE				

**2ND CIRC CLOSED CASES/CLAIMS PAID
 FY 2010**



**2ND CIRCUIT PDC/AC DISBURSEMENTS
 FY 2010
 \$923,170.72**



5TH CIRCUIT (CALHOUN, JACKSON, MASON & ROANE COUNTIES)

PDC CASES CLOSED COMPARED TO AC CLAIMS PAID FY 2010

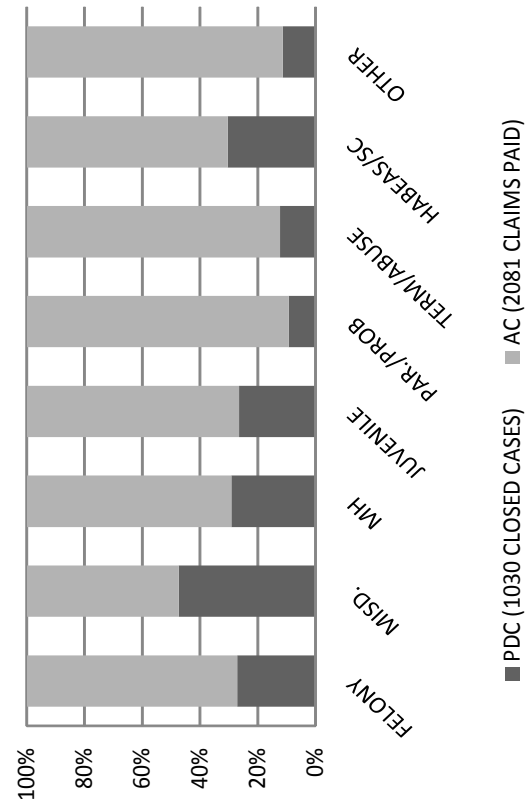
*A Circuit Court order prohibits PDC work in Mason County. All indigent work is performed by Appointed Counsel

CASE TYPES	PDC		AC		%PDC		%AC		DISBURSEMENTS		TOTAL	%PDC	%AC
	2010	2009	2010	2009	2010	2009	2010	2009	2010	2009			
FELONY	220	590	810	810	27.16%	72.84%			\$704,706.76	\$1,852,583.63	\$2,557,290.39	27.56%	72.44%
MISD.	623	693	1,316	1,316	47.34%	52.66%							
MH	56	136	192	192	29.17%	70.83%							
JUVENILE	62	172	234	234	26.50%	73.50%							
PAR./PROB	10	98	108	108	9.26%	90.74%							
TERM/ABUSE	45	321	366	366	12.30%	87.70%							
HABEAS/SC	7	16	23	23	30.43%	69.57%							
OTHER	7	55	62	62	11.29%	88.71%							
TOTAL	1,030	2,081	3,111	3,111	33.11%	66.89%							

	PER CASE	PER CASE
AVG PDC COST	\$684.18	\$890.24
AVG AC COST		

5TH CIRC CLOSED CASES/CLAIMS PAID

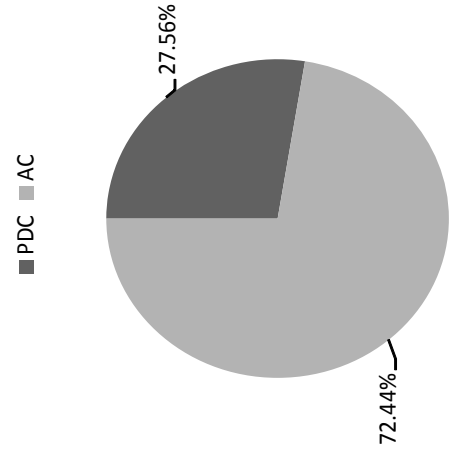
FY 2010



5TH CIRCUIT PDC/AC DISBURSEMENTS

FY 2010

\$2,557,290.39



6TH CIRCUIT and 24TH CIRCUIT (CABELL & WAYNE COUNTIES)

PDC CASES CLOSED COMPARED TO AC CLAIMS PAID FY 2010


*The 6th/24th Circuits operate under one Public Defender Corporation. AC figures include both Cabell and Wayne Counties

CASE TYPES	PDC		AC		TOTAL		%PDC		%AC	
	DISBURSEMENTS	PER CASE	DISBURSEMENTS	PER CASE	DISBURSEMENTS	PER CASE	DISBURSEMENTS	PER CASE	DISBURSEMENTS	PER CASE
FELONY	1,318		806		2,124		62.05%		37.95%	
MISD.	3,089		405		3,494		88.41%		11.59%	
MH	507		1,078		1,585		31.99%		68.01%	
JUVENILE	392		568		960		40.83%		59.17%	
PAR./PROB	103		156		259		39.77%		60.23%	
TERM/ABUSE	17		455		472		3.60%		96.40%	
HABEAS/SC	7		32		39		17.95%		82.05%	
OTHER	18		97		115		15.65%		84.35%	
TOTAL	5,451		3,597		9,048		60.25%		39.75%	

	PDC	AC	TOTAL
DISBURSEMENTS	\$1,791,819.44	\$2,064,962.15	\$3,856,781.59
AVG PDC COST PER CASE	\$328.71		
AVG AC COST PER CASE		\$574.08	

6TH /24TH CIRC CLOSED CASES/CLAIMS PAID

FY 2010




6TH/24TH CIRCUITS PDC/AC

DISBURSEMENTS

FY 2010

\$3,856,781.59

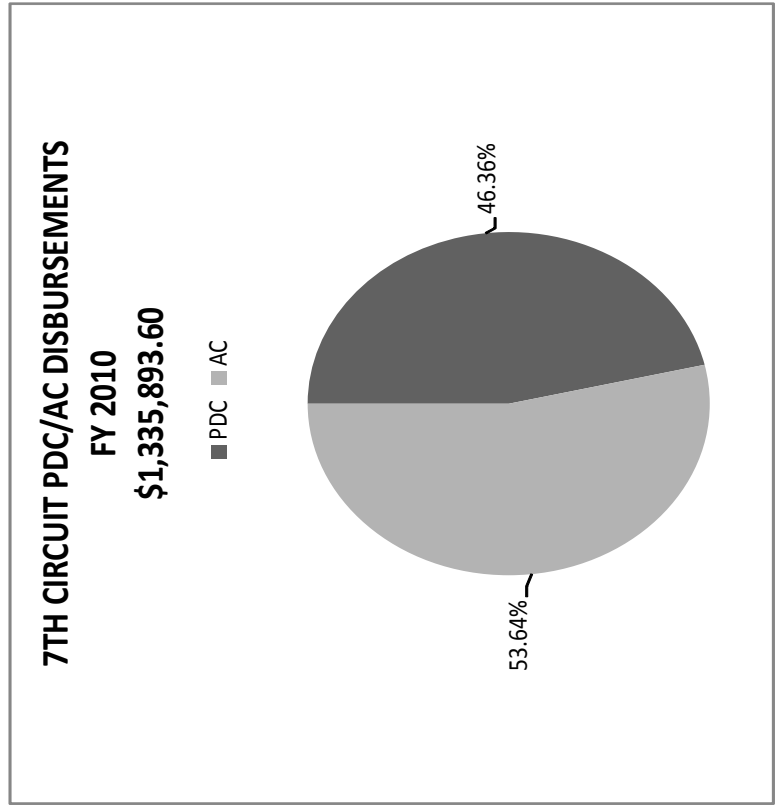
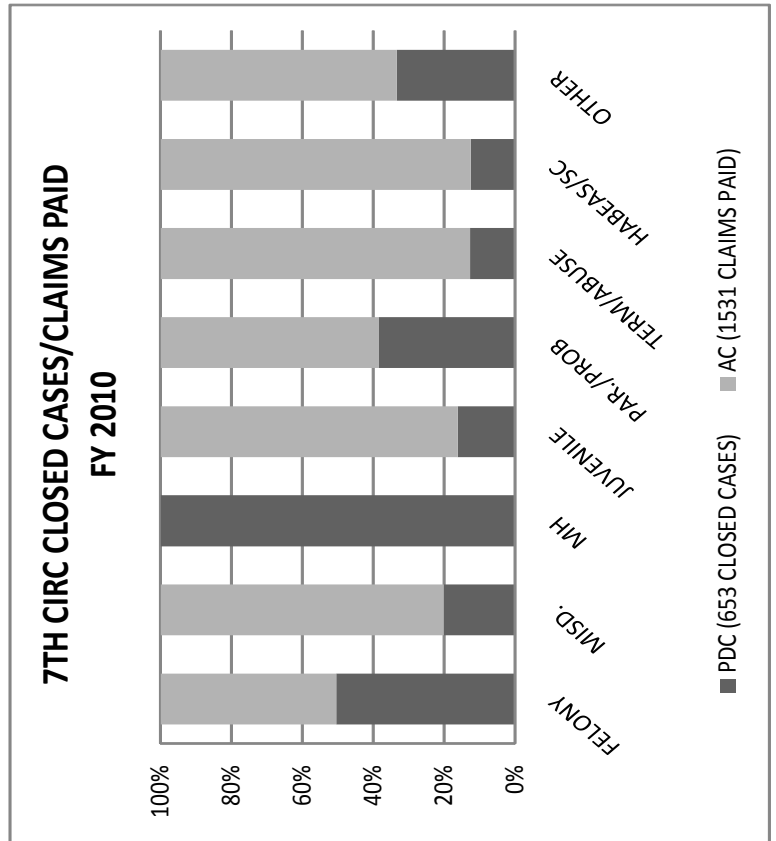
■ PDC ■ AC



**7TH CIRCUIT (LOGAN COUNTY)
 PDC CASES CLOSED COMPARED TO AC CLAIMS PAID FY 2010**

CASE TYPES	PDC	AC	TOTAL	%PDC	%AC
FELONY	257	253	510	50.39%	49.61%
MISD.	206	821	1,027	20.06%	79.94%
MH	93	0	93	100.00%	0.00%
JUVENILE	39	202	241	16.18%	83.82%
PAR./PROB	20	32	52	38.46%	61.54%
TERM/ABUSE	29	200	229	12.66%	87.34%
HABEAS/SC	1	7	8	12.50%	87.50%
OTHER	8	16	24	33.33%	66.67%
TOTAL	653	1,531	2,184	29.90%	70.10%

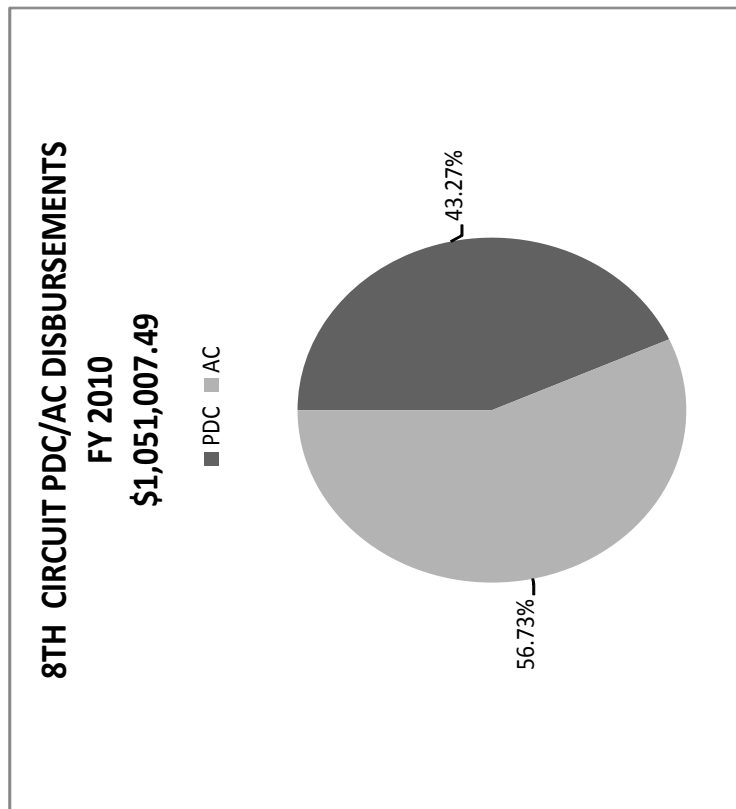
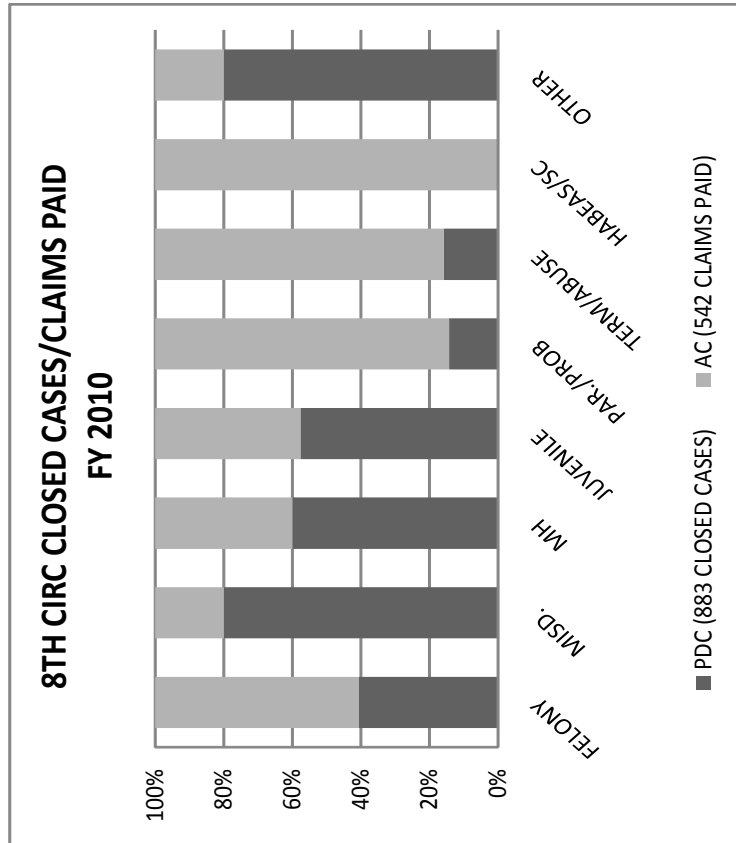
	PDC	AC	TOTAL	%PDC	%AC
DISBURSEMENTS	\$619,331.84	\$716,561.76	\$1,335,893.60	46.36%	53.64%
AVG PDC COST PER CASE	\$948.44				
AVG AC COST PER CASE		\$468.04			



**8TH CIRCUIT (MCDOWELL COUNTY)
 PDC CASES CLOSED COMPARED TO AC CLAIMS PAID FY 2010**

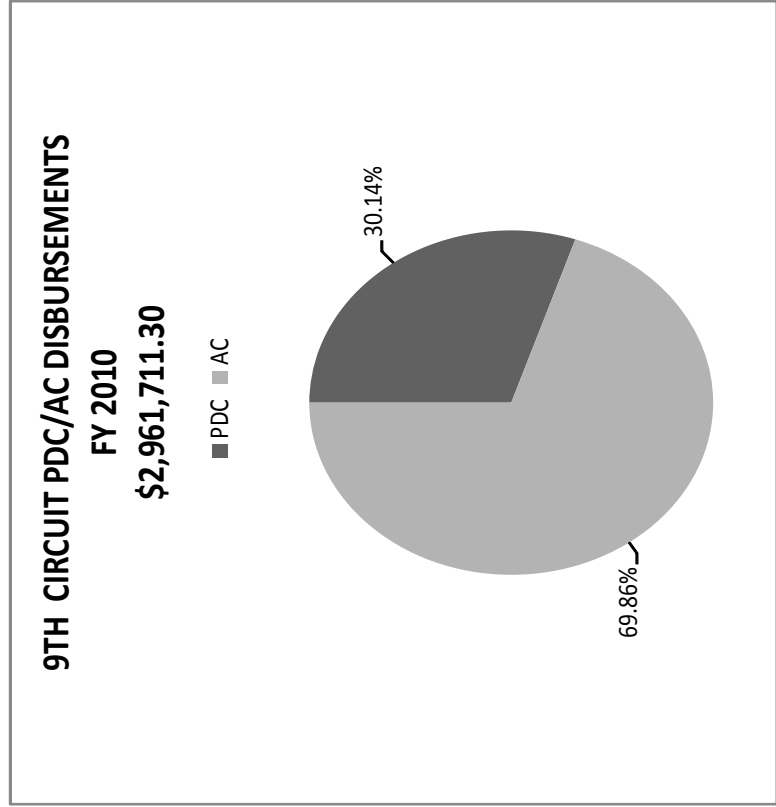
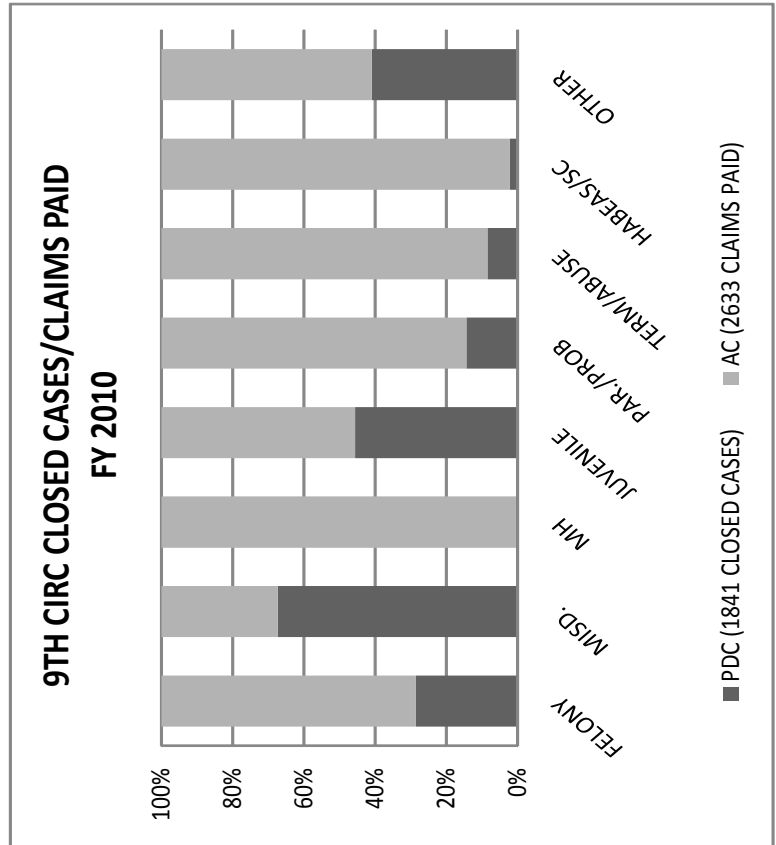
CASE TYPES	PDC	AC	TOTAL	%PDC	%AC
FELONY	142	208	350	40.57%	59.43%
MISD.	616	154	770	80.00%	20.00%
MH	9	6	15	60.00%	40.00%
JUVENILE	49	36	85	57.65%	42.35%
PAR./PROB	1	6	7	14.29%	85.71%
TERM/ABUSE	22	117	139	15.83%	84.17%
HABEAS/SC	0	4	4	0.00%	100.00%
OTHER	44	11	55	80.00%	20.00%
TOTAL	883	542	1,425	61.96%	38.04%

	PDC	AC	TOTAL	%PDC	%AC
DISBURSEMENTS	\$454,775.38	\$596,232.11	\$1,051,007.49	43.27%	56.73%
AVG PDC COST PER CASE	\$515.03				
AVG AC COST PER CASE		\$1,100.06			



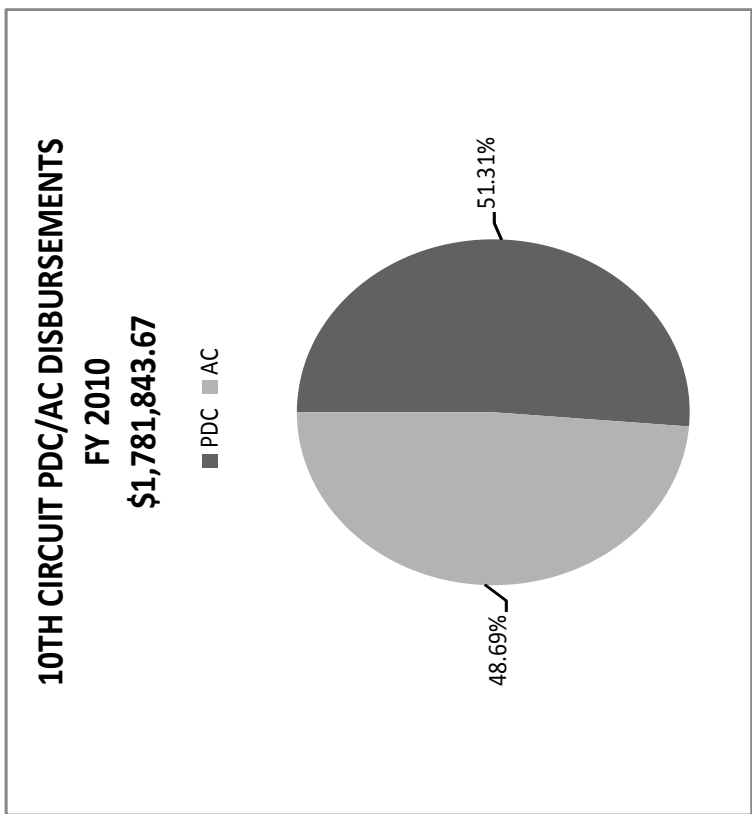
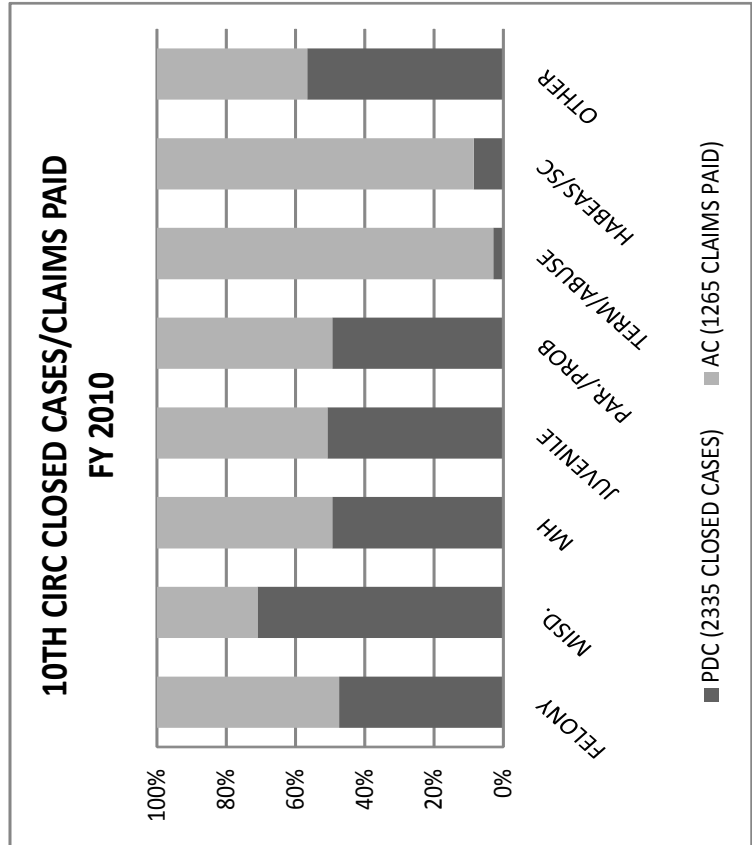
**9TH CIRCUIT (MERCER COUNTY)
 PDC CASES CLOSED COMPARED TO AC CLAIMS PAID FY 2010**

CASE TYPES	PDC			AC		
	DISBURSEMENTS	PER CASE	%PDC	DISBURSEMENTS	PER CASE	%AC
FELONY	\$892,796.22	\$484.95	30.14%	\$2,068,915.08	\$785.76	69.86%
MISD.						
MH						
JUVENILE						
PAR./PROB						
TERM/ABUSE						
HABEAS/SC						
OTHER						
TOTAL	\$892,796.22	\$484.95	30.14%	\$2,068,915.08	\$785.76	69.86%



**10TH CIRCUIT (RALEIGH COUNTY)
 PDC CASES CLOSED COMPARED TO AC CLAIMS PAID FY 2010**

CASE TYPES	PDC			AC		
	DISBURSEMENTS	AVG PDC COST PER CASE	%PDC	DISBURSEMENTS	AVG AC COST PER CASE	%AC
FELONY	\$914,274.22	\$391.55	51.31%	\$867,569.45	\$685.83	48.69%
MISD.						
MH						
JUVENILE						
PAR./PROB						
TERM/ABUSE						
HABEAS/SC						
OTHER						
TOTAL	\$1,781,843.67	\$685.83	51.31%	\$867,569.45	\$685.83	48.69%

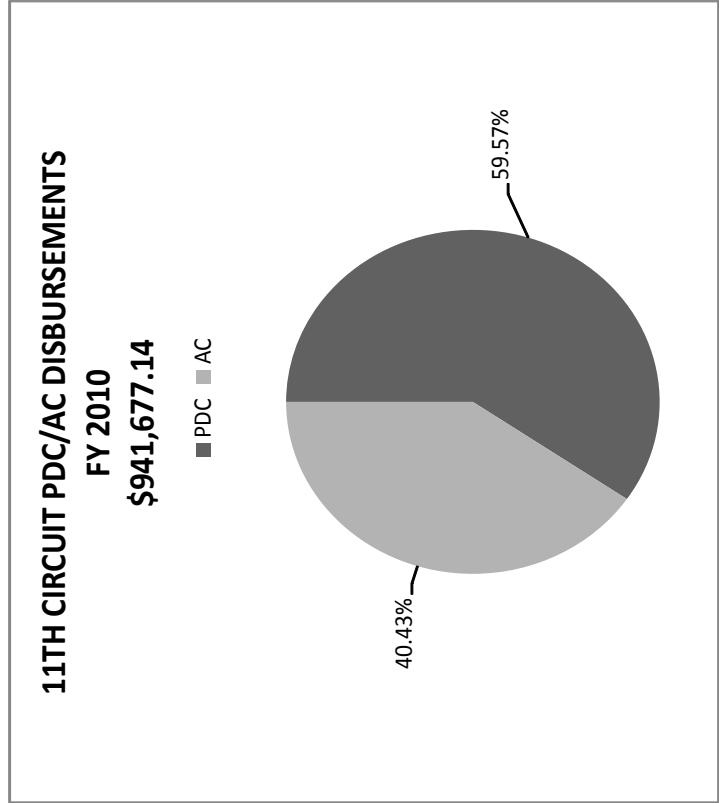
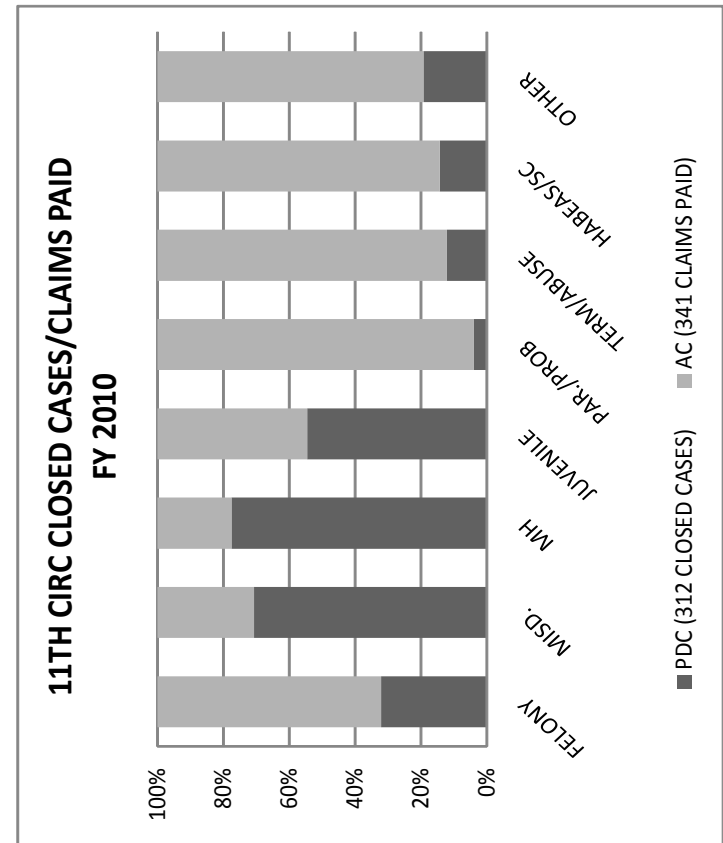


**11TH CIRCUIT (GREENBRIER & POCAHONTAS COUNTIES)
 PDC CASES CLOSED COMPARED TO AC CLAIMS PAID FY 2010**

CASE TYPES	PDC	AC	TOTAL	%PDC	%AC
FELONY	51	108	159	32.08%	67.92%
MISD.	147	61	208	70.67%	29.33%
MH	83	24	107	77.57%	22.43%
JUVENILE	12	10	22	54.55%	45.45%
PAR./PROB	1	24	25	4.00%	96.00%
TERM/ABUSE	12	87	99	12.12%	87.88%
HABEAS/SC	1	6	7	14.29%	85.71%
OTHER	5	21	26	19.23%	80.77%
TOTAL	312	341	653	47.78%	52.22%

	PDC DISBURSEMENTS	AC DISBURSEMENTS	TOTAL	%PDC	%AC
	\$560,931.84	\$380,745.30	\$941,677.14	59.57%	40.43%

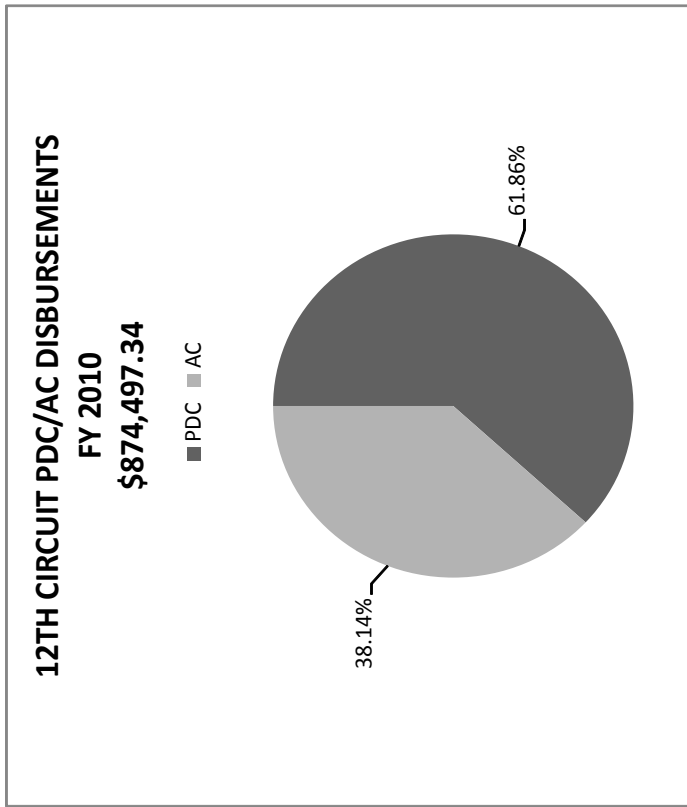
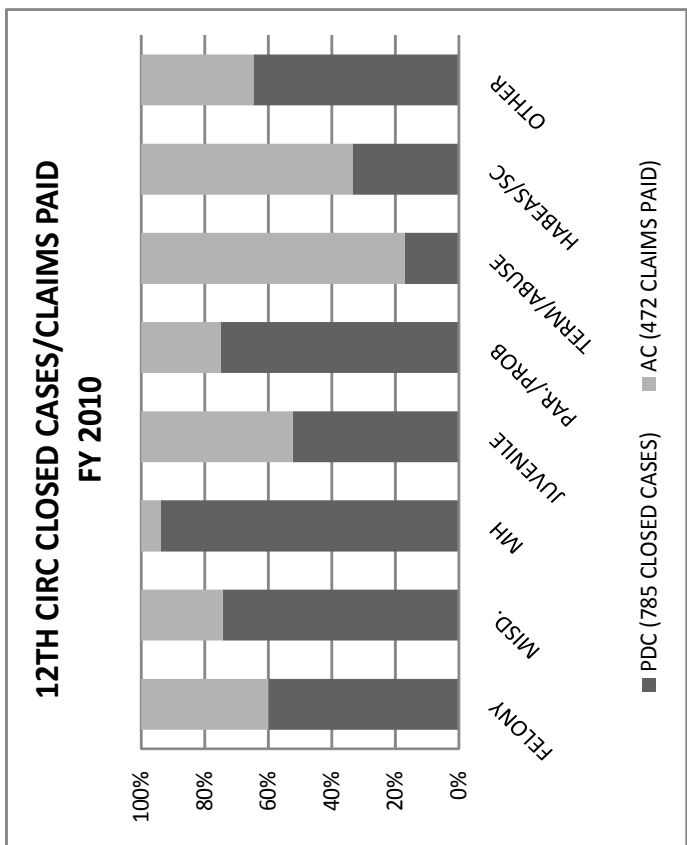
	AVG PDC COST PER CASE	AVG AC COST PER CASE
	\$1,797.86	\$1,116.56



**12TH CIRCUIT (FAYETTE COUNTY)
 PDC CASES CLOSED COMPARED TO AC CLAIMS PAID FY 2010**

CASE TYPES	PDC	AC	TOTAL	%PDC	%AC
FELONY	195	130	325	60.00%	40.00%
MISD.	429	148	577	74.35%	25.65%
MH	46	3	49	93.88%	6.12%
JUVENILE	23	21	44	52.27%	47.73%
PAR./PROB	39	13	52	75.00%	25.00%
TERM/ABUSE	29	141	170	17.06%	82.94%
HABEAS/SC	2	4	6	33.33%	66.67%
OTHER	22	12	34	64.71%	35.29%
TOTAL	785	472	1,257	62.45%	37.55%

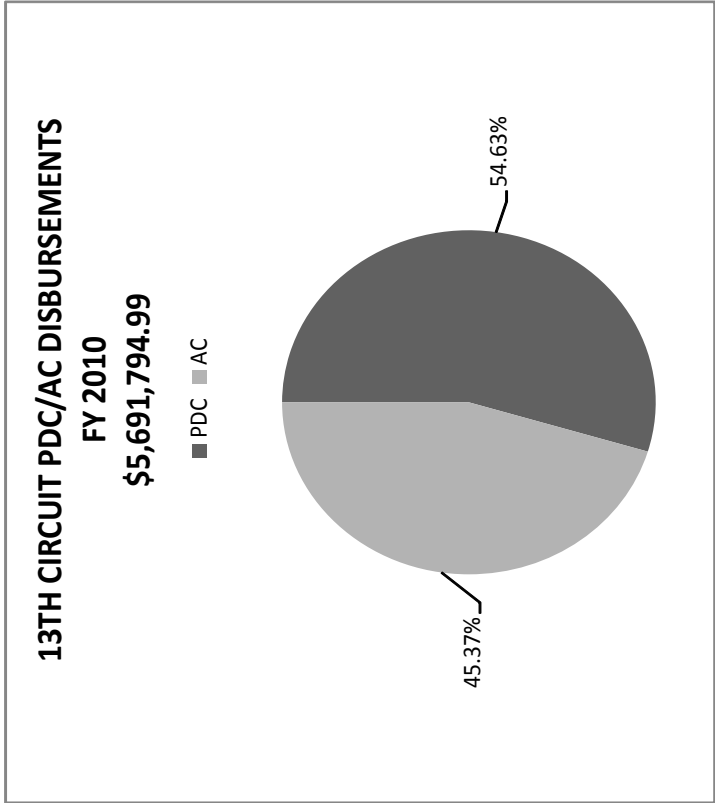
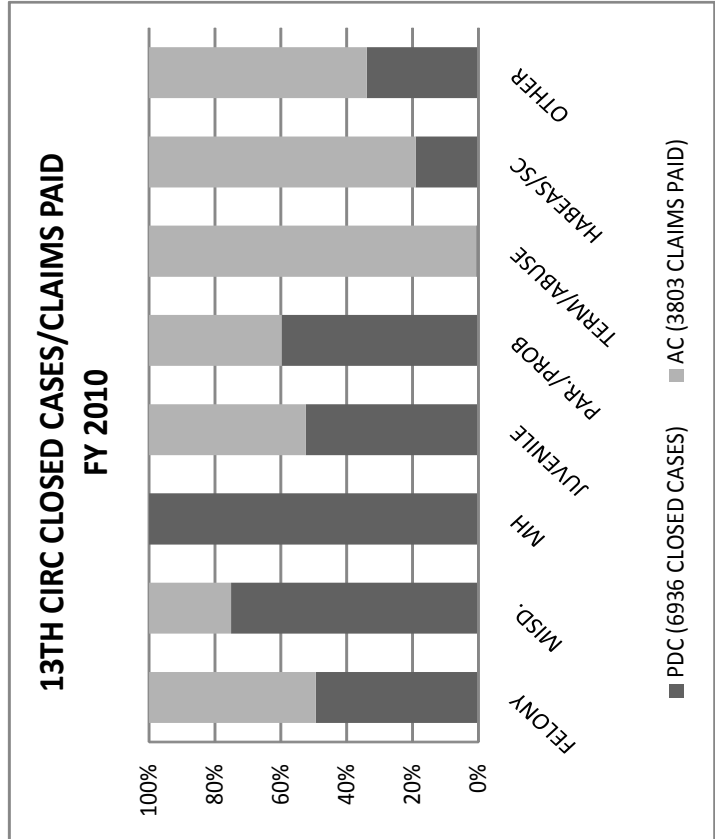
PDC DISBURSEMENTS	AC DISBURSEMENTS	TOTAL	%PDC	%AC
\$540,946.84	\$333,550.50	\$874,497.34	61.86%	38.14%
AVG PDC COST PER CASE	AVG AC COST PER CASE			
\$689.10	\$706.67			



**13TH CIRCUIT (KANAWHA COUNTY)
 PDC CASES CLOSED COMPARED TO AC CLAIMS PAID FY 2010**

CASE TYPES	PDC		AC		TOTAL	%PDC		%AC	
	DISBURSEMENTS	PER CASE	DISBURSEMENTS	PER CASE		DISBURSEMENTS	PER CASE	DISBURSEMENTS	PER CASE
FELONY	1,163	1,190	1,190	2,353	2,353	49.43%	50.57%		
MISD.	3,970	1,313	1,313	5,283	5,283	75.15%	24.85%		
MH	1,149	0	0	1,149	1,149	100.00%	0.00%		
JUVENILE	379	344	344	723	723	52.42%	47.58%		
PAR./PROB	150	101	101	251	251	59.76%	40.24%		
TERM/ABUSE	4	582	582	586	586	0.68%	99.32%		
HABEAS/SC	16	68	68	84	84	19.05%	80.95%		
OTHER	105	205	205	310	310	33.87%	66.13%		
TOTAL	6,936	3,803	3,803	10,739	10,739	64.59%	35.41%		

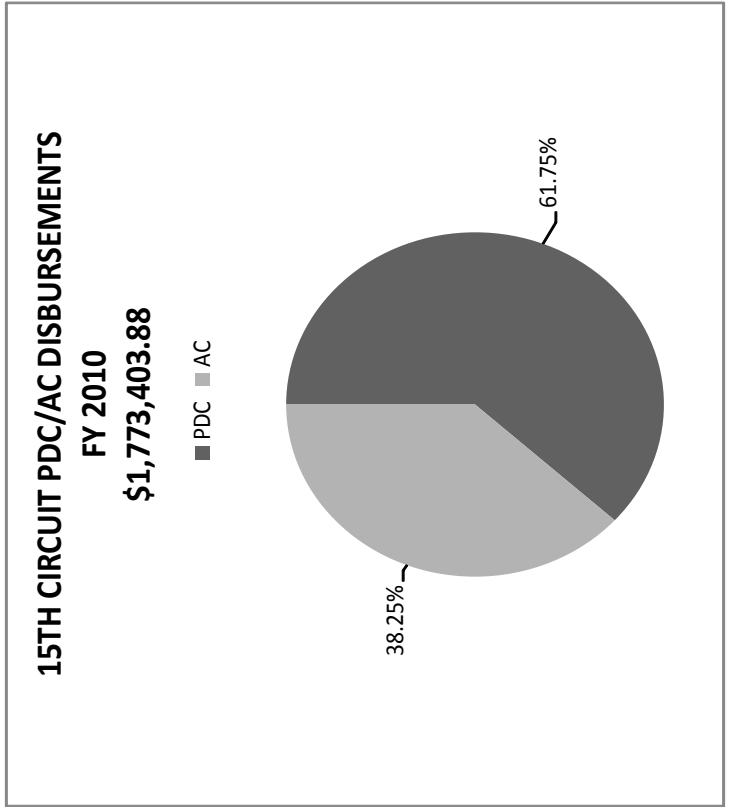
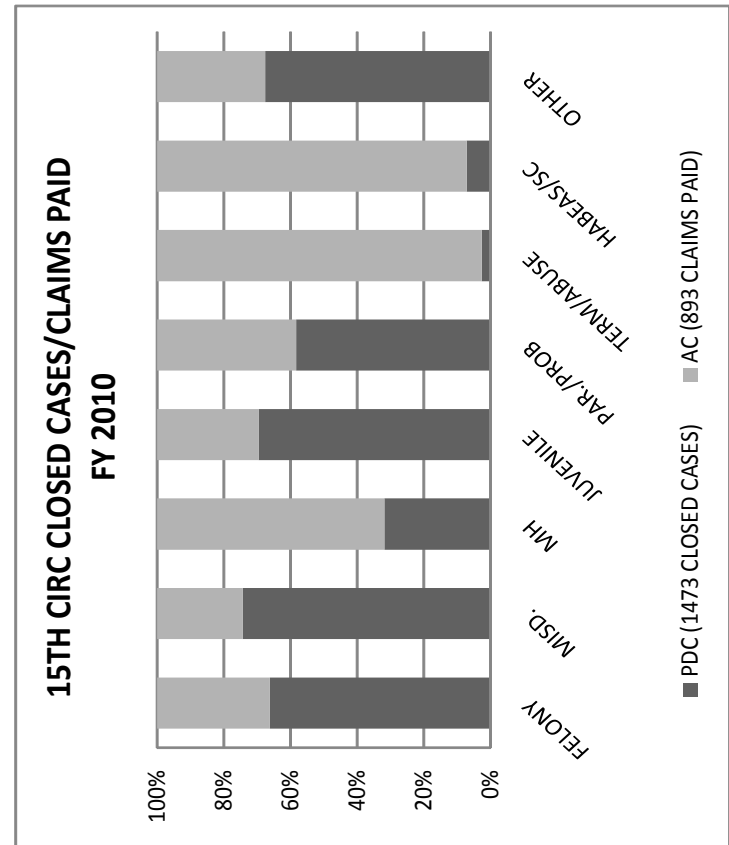
	PDC	AC	TOTAL
DISBURSEMENTS	\$3,109,671.58	\$2,582,123.41	\$5,691,794.99
AVG PDC COST PER CASE	\$448.34		
AVG AC COST PER CASE		\$678.97	



**15TH CIRCUIT (HARRISON COUNTY)
 PDC CASES CLOSED COMPARED TO AC CLAIMS PAID FY 2010**

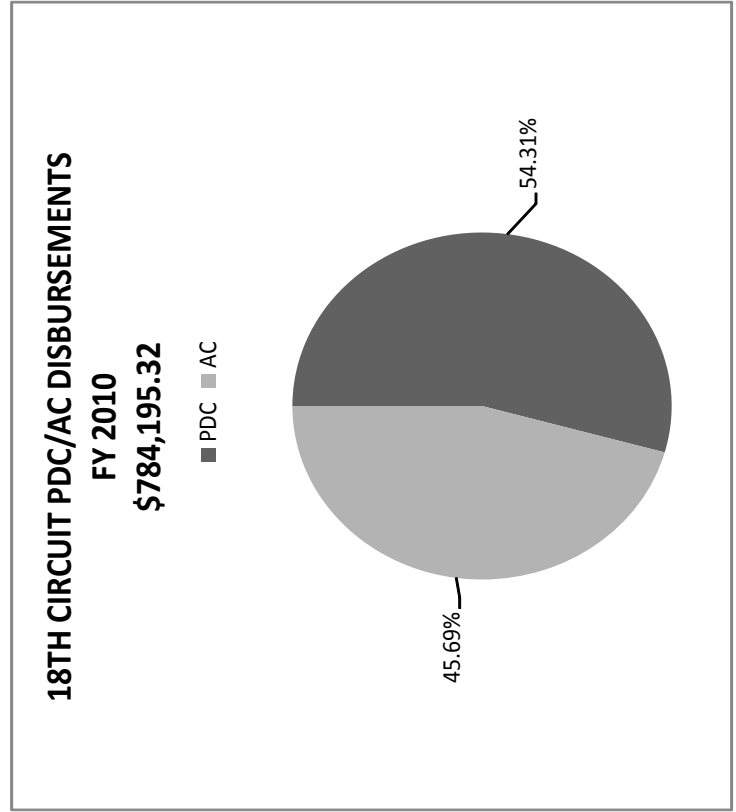
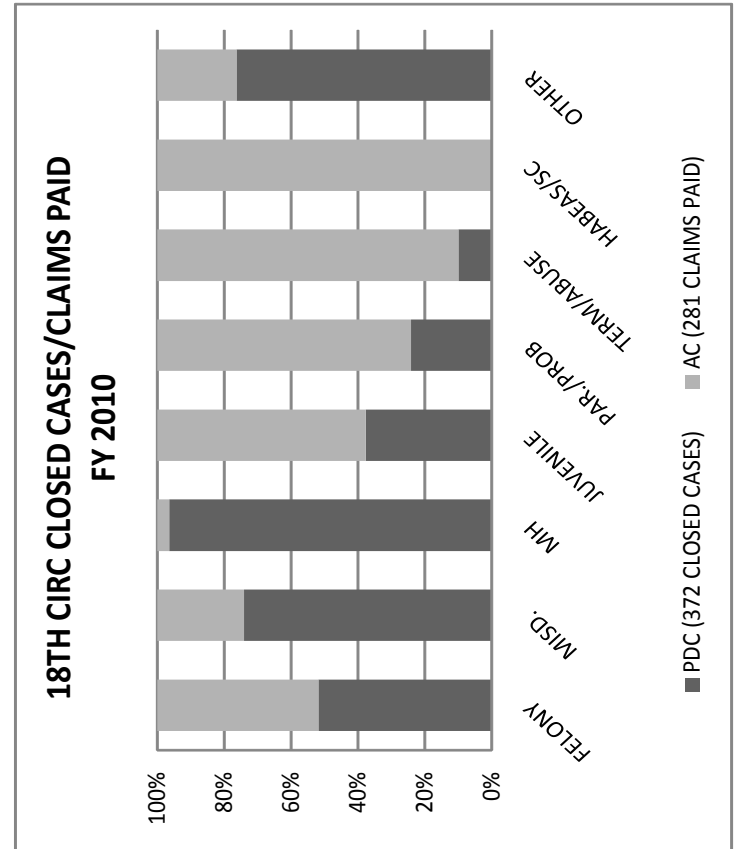
CASE TYPES	PDC		AC		TOTAL	%PDC		%AC	
	DISBURSEMENTS	DISBURSEMENTS	DISBURSEMENTS	DISBURSEMENTS		DISBURSEMENTS	DISBURSEMENTS	DISBURSEMENTS	DISBURSEMENTS
FELONY	342	175	517	33.85%	517	66.15%	33.85%		
MISD.	722	249	971	25.64%	971	74.36%	25.64%		
MH	43	92	135	31.85%	135	31.85%	68.15%		
JUVENILE	272	119	391	69.57%	391	69.57%	30.43%		
PAR./PROB	63	45	108	58.33%	108	58.33%	41.67%		
TERM/ABUSE	5	188	193	2.59%	193	2.59%	97.41%		
HABEAS/SC	1	13	14	7.14%	14	7.14%	92.86%		
OTHER	25	12	37	67.57%	37	67.57%	32.43%		
TOTAL	1,473	893	2,366	62.26%	2,366	62.26%	37.74%		

	PDC	AC	TOTAL
DISBURSEMENTS	\$1,095,024.14	\$678,379.74	\$1,773,403.88
AVG PDC COST PER CASE	\$743.40		
AVG AC COST PER CASE		\$759.66	



**18TH CIRCUIT (PRESTON COUNTY)
 PDC CASES CLOSED COMPARED TO AC CLAIMS PAID FY 2010**

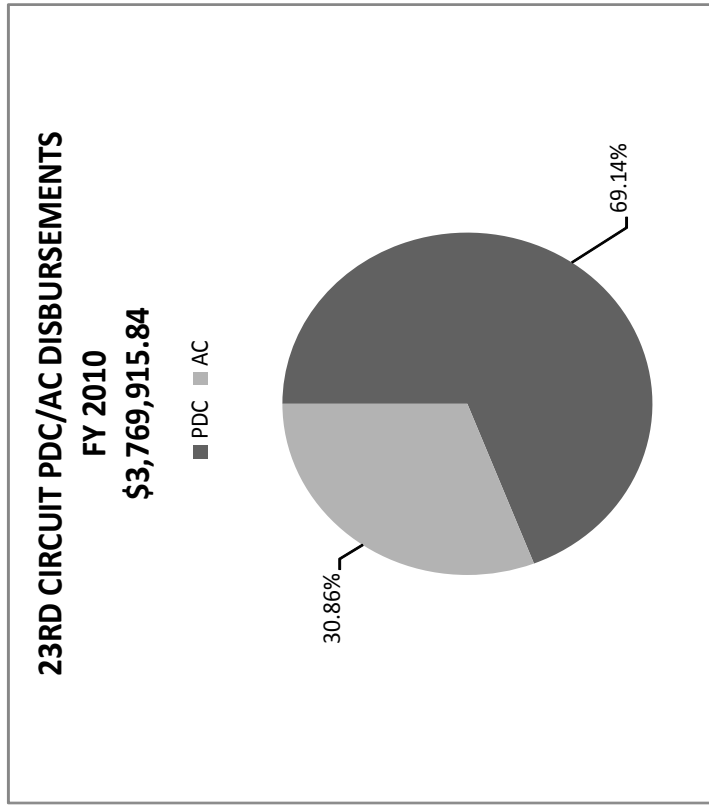
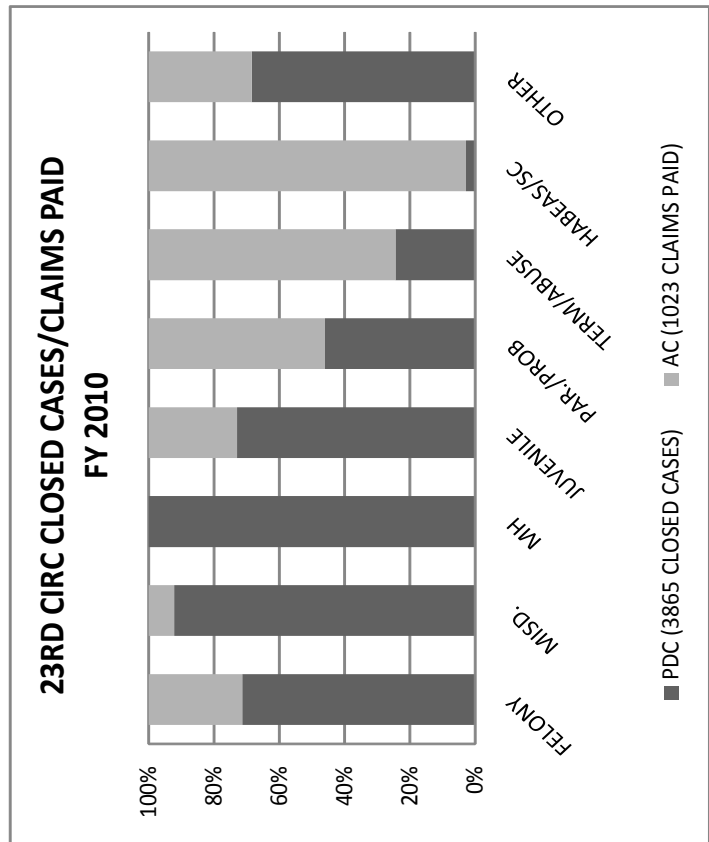
CASE TYPES	PDC		AC		TOTAL	%PDC		%AC	
	DISBURSEMENTS	PER CASE	DISBURSEMENTS	PER CASE		DISBURSEMENTS	PER CASE	DISBURSEMENTS	PER CASE
FELONY	99	425,912.38	92	358,282.94	191	51.83%	48.17%	54.31%	45.69%
MISD.	166		58		224	74.11%	25.89%		
MH	27		1		28	96.43%	3.57%		
JUVENILE	26		43		69	37.68%	62.32%		
PAR./PROB	7		22		29	24.14%	75.86%		
TERM/ABUSE	5		45		50	10.00%	90.00%		
HABEAS/SC	0		7		7	0.00%	100.00%		
OTHER	42		13		55	76.36%	23.64%		
TOTAL	372	\$1,144.93	281	\$1,275.03	653	56.97%	43.03%		



**23RD CIRCUIT (BERKELEY, JEFFERSON & MORGAN COUNTIES)
 PDC CASES CLOSED COMPARED TO AC CLAIMS PAID FY 2010**

	PDC	AC	TOTAL	%PDC	%AC
CASE TYPES					
FELONY	1,002	402	1,404	71.37%	28.63%
MISD.	2,178	185	2,363	92.17%	7.83%
MH	131	0	131	100.00%	0.00%
JUVENILE	410	152	562	72.95%	27.05%
PAR./PROB	29	34	63	46.03%	53.97%
TERM/ABUSE	62	192	254	24.41%	75.59%
HABEAS/SC	1	34	35	2.86%	97.14%
OTHER	52	24	76	68.42%	31.58%
TOTAL	3,865	1,023	4,888	79.07%	20.93%

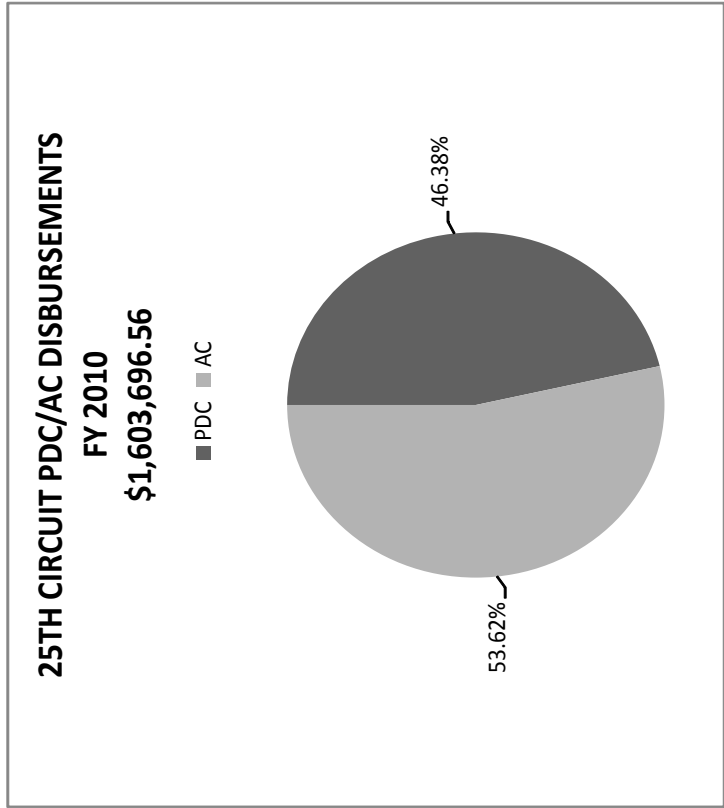
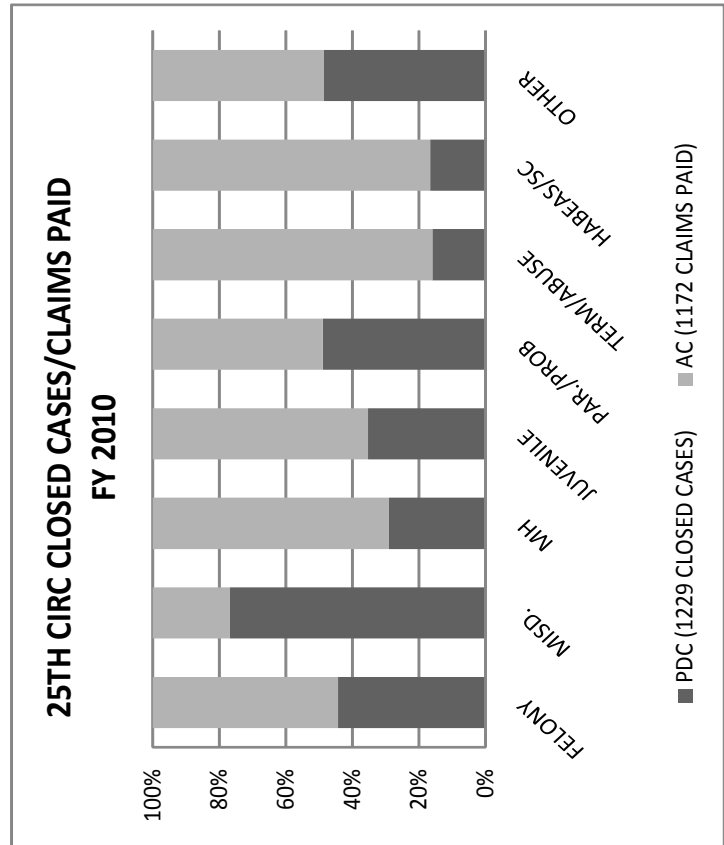
	PDC	AC	TOTAL	%PDC	%AC
DISBURSEMENTS					
	\$2,606,630.28	\$1,163,285.56	\$3,769,915.84	69.14%	30.86%
AVG PDC COST PER CASE	\$674.42				
AVG AC COST PER CASE		\$1,137.13			



**25TH CIRCUIT (BOONE & LINCOLN COUNTIES)
 PDC CASES CLOSED COMPARED TO AC CLAIMS PAID FY 2010**

CASE TYPES	PDC	AC	TOTAL	%PDC	%AC
FELONY	234	294	528	44.32%	55.68%
MISD.	685	207	892	76.79%	23.21%
MH	67	164	231	29.00%	71.00%
JUVENILE	150	275	425	35.29%	64.71%
PAR./PROB	44	46	90	48.89%	51.11%
TERM/ABUSE	31	163	194	15.98%	84.02%
HABEAS/SC	1	5	6	16.67%	83.33%
OTHER	17	18	35	48.57%	51.43%
TOTAL	1,229	1,172	2,401	51.19%	48.81%

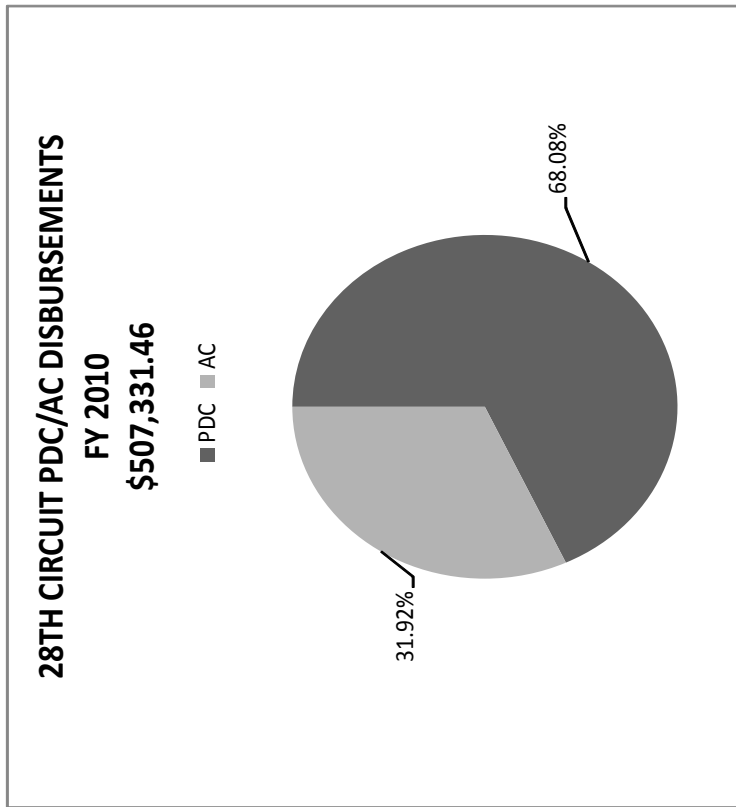
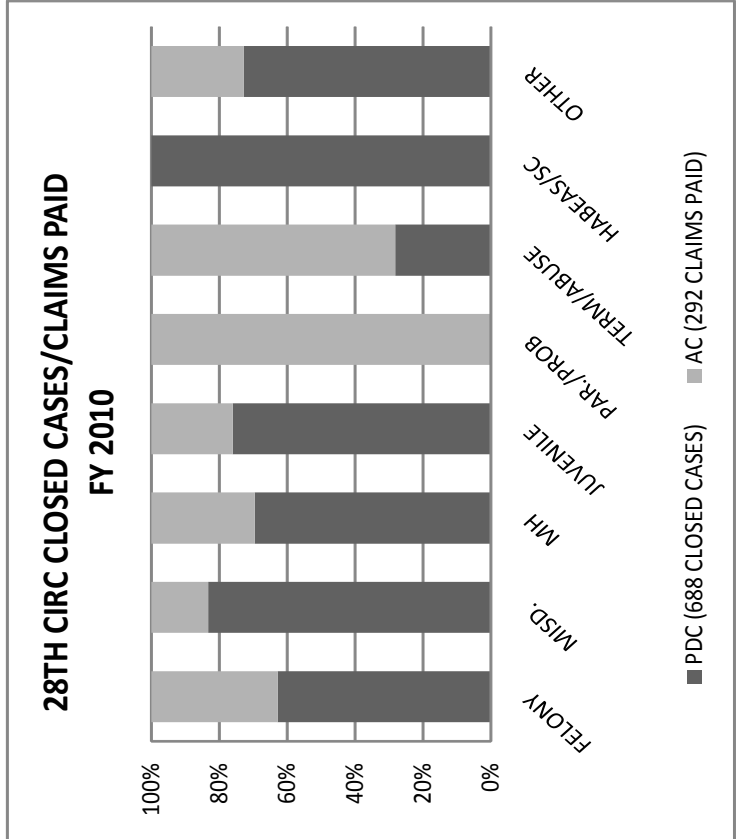
	PDC	AC	TOTAL	%PDC	%AC
DISBURSEMENTS	\$743,760.76	\$859,935.80	\$1,603,696.56	46.38%	53.62%
AVG PDC COST PER CASE	\$605.18				
AVG AC COST PER CASE		\$733.73			



**28TH CIRCUIT (NICHOLAS COUNTY)
 PDC CASES CLOSED COMPARED TO AC CLAIMS PAID FY 2010**

CASE TYPES	PDC		AC		TOTAL	%PDC		%AC	
	DISBURSEMENTS	PER CASE	DISBURSEMENTS	PER CASE		DISBURSEMENTS	PER CASE	DISBURSEMENTS	PER CASE
FELONY	157		93		250	62.80%	37.20%		
MISD.	364		73		437	83.30%	16.70%		
MH	32		14		46	69.57%	30.43%		
JUVENILE	89		28		117	76.07%	23.93%		
PAR./PROB	0		4		4	0.00%	100.00%		
TERM/ABUSE	29		74		103	28.16%	71.84%		
HABEAS/SC	1		0		1	100.00%	0.00%		
OTHER	16		6		22	72.73%	27.27%		
TOTAL	688		292		980	70.20%	29.80%		

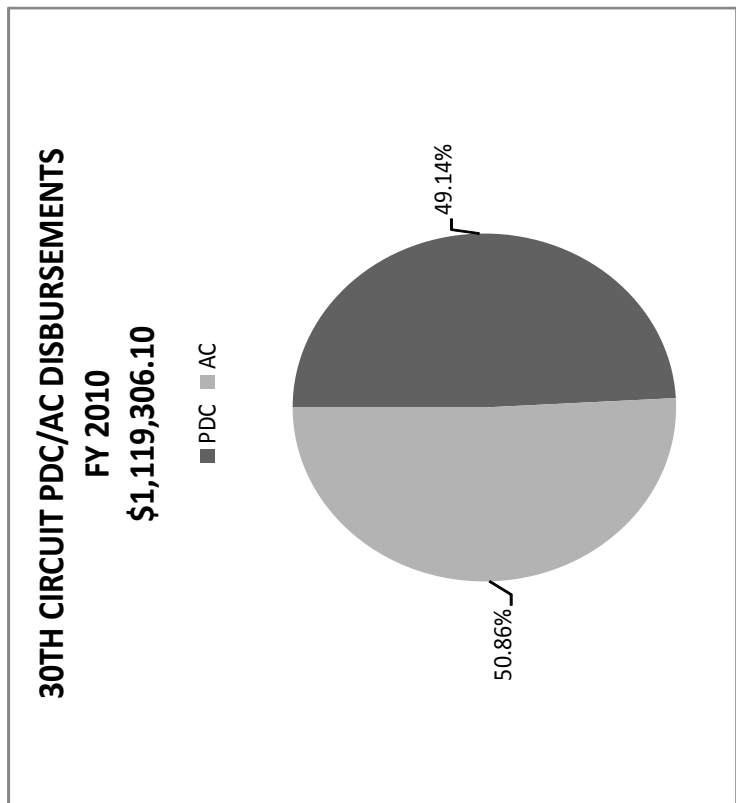
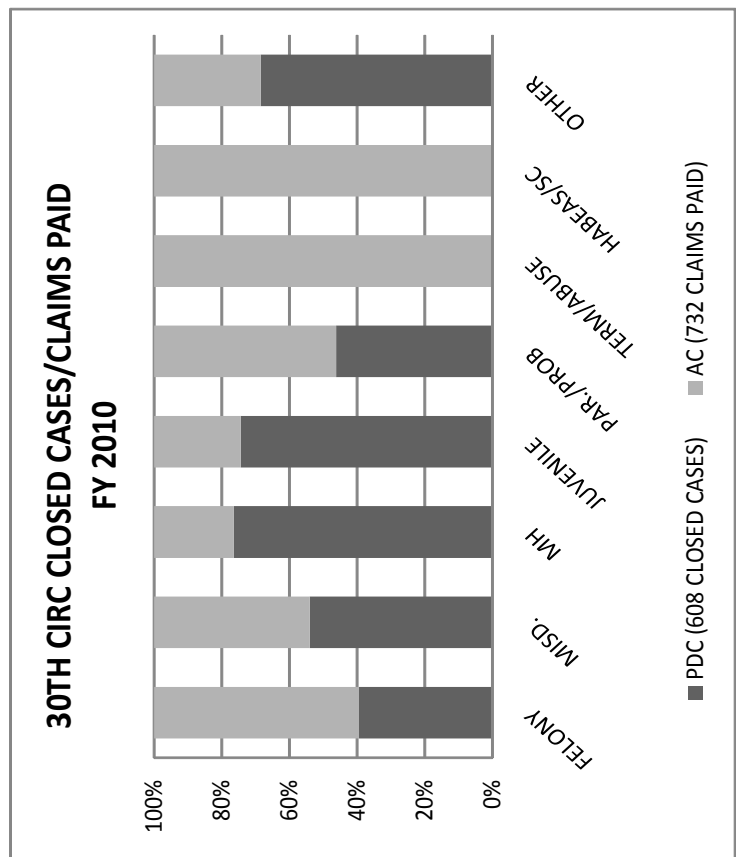
PDC		AC		TOTAL	%AC
DISBURSEMENTS	PER CASE	DISBURSEMENTS	PER CASE		
\$345,400.92		\$161,930.54		\$507,331.46	31.92%
\$502.04		\$554.56			68.08%



**30TH CIRCUIT (MINGO COUNTY)
PDC CASES CLOSED COMPARED TO AC CLAIMS PAID FY 2010**

CASE TYPES	PDC		AC		TOTAL		%PDC		%AC	
	DISBURSEMENTS	AC	DISBURSEMENTS	AC	DISBURSEMENTS	AC	DISBURSEMENTS	AC	DISBURSEMENTS	AC
FELONY	179	275	454	60.57%	39.43%	454	60.57%	39.43%	454	60.57%
MISD.	291	248	539	46.01%	53.99%	539	46.01%	53.99%	539	46.01%
MH	26	8	34	23.53%	76.47%	34	23.53%	76.47%	34	23.53%
JUVENILE	61	21	82	25.61%	74.39%	82	25.61%	74.39%	82	25.61%
PAR./PROB	12	14	26	46.15%	53.85%	26	46.15%	53.85%	26	46.15%
TERM/ABUSE	0	141	141	100.00%	0.00%	141	100.00%	0.00%	141	100.00%
HABEAS/SC	0	7	7	100.00%	0.00%	7	100.00%	0.00%	7	100.00%
OTHER	39	18	57	31.58%	68.42%	57	31.58%	68.42%	57	31.58%
TOTAL	608	732	1,340	45.37%	54.63%	1,340	45.37%	54.63%	1,340	54.63%

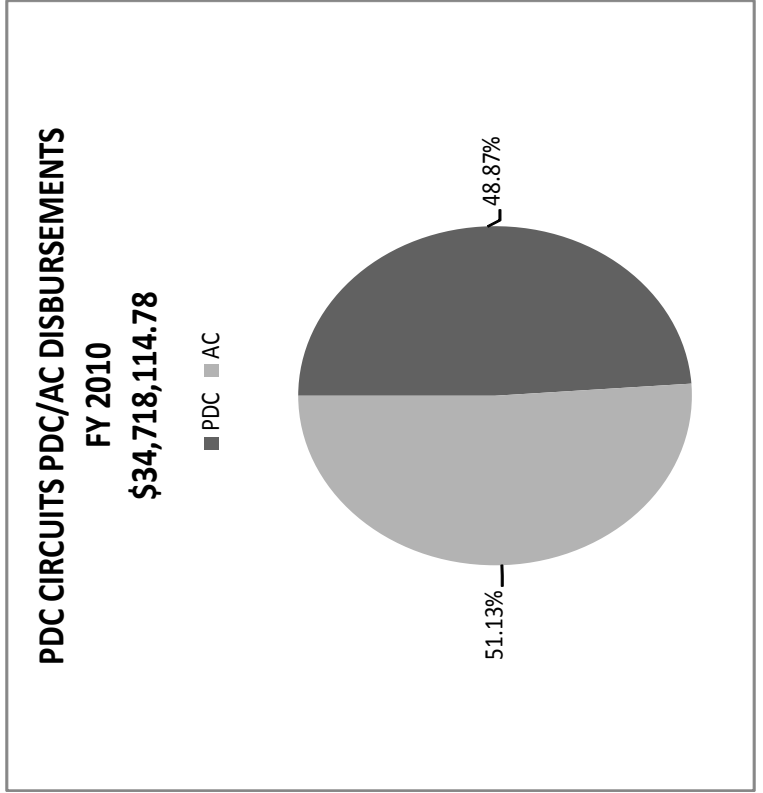
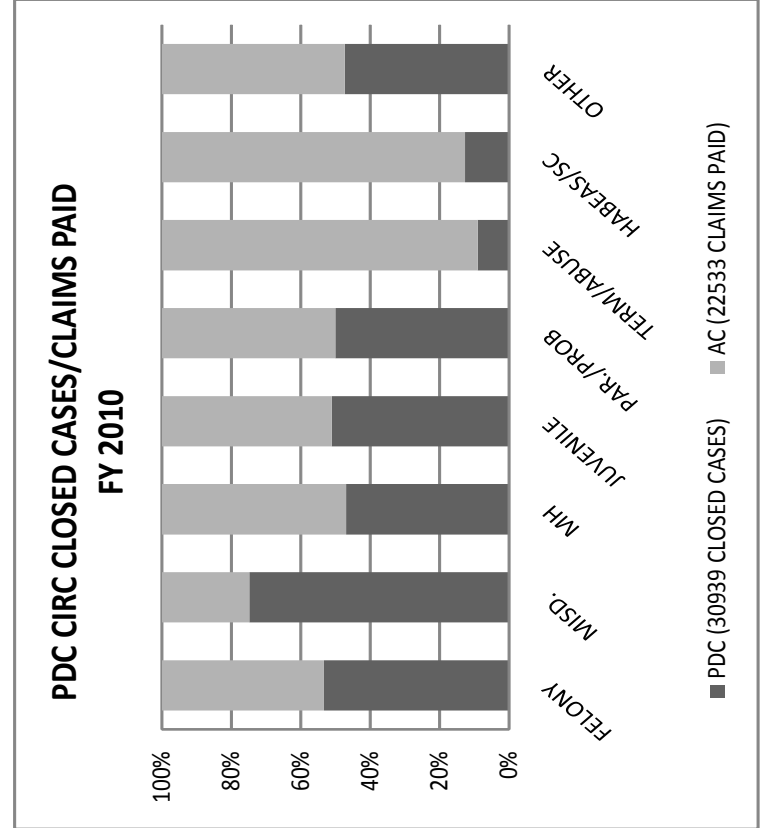
	PDC	AC	TOTAL	AVG PDC COST PER CASE	AVG AC COST PER CASE
DISBURSEMENTS	\$550,005.84	\$569,300.26	\$1,119,306.10	\$904.61	\$777.73



**ALL PUBLIC DEFENDER CORPORATION CIRCUITS (18 CIRCUITS 29 COUNTIES)
PDC CASES CLOSED COMPARED TO AC CLAIMS PAID FY 2010**

CASE TYPES	PDC	AC	TOTAL	%PDC	%AC
FELONY	6,822	5,973	12,795	53.32%	46.68%
MISD.	17,512	5,902	23,414	74.79%	25.21%
MH	2,471	2,793	5,264	46.94%	53.06%
JUVENILE	2,342	2,245	4,587	51.06%	48.94%
PAR./PROB	769	769	1,538	50.00%	50.00%
TERM/ABUSE	392	3,940	4,332	9.05%	90.95%
HABEAS/SC	36	249	285	12.63%	87.37%
OTHER	595	662	1,257	47.33%	52.67%
TOTAL	30,939	22,533	53,472	57.86%	42.14%

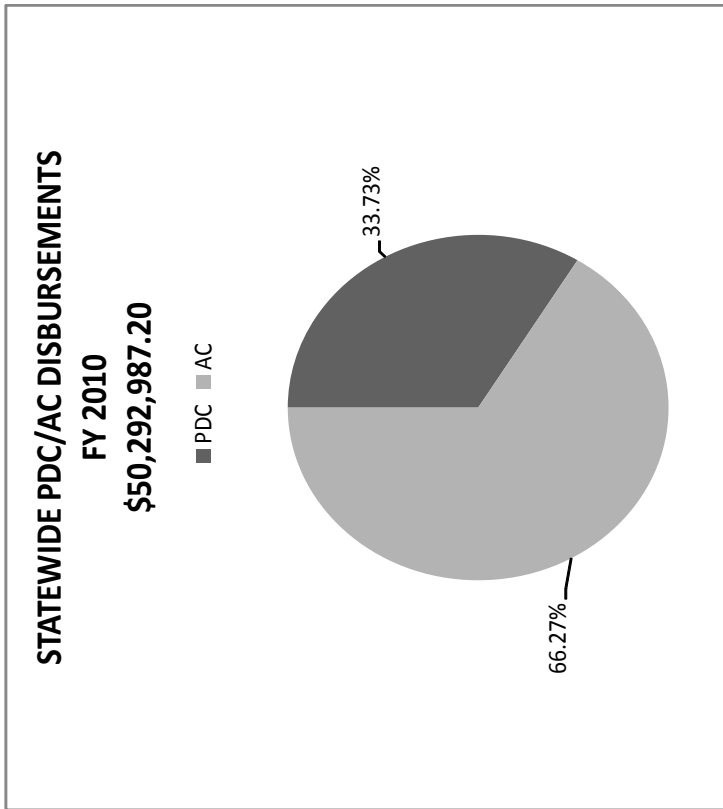
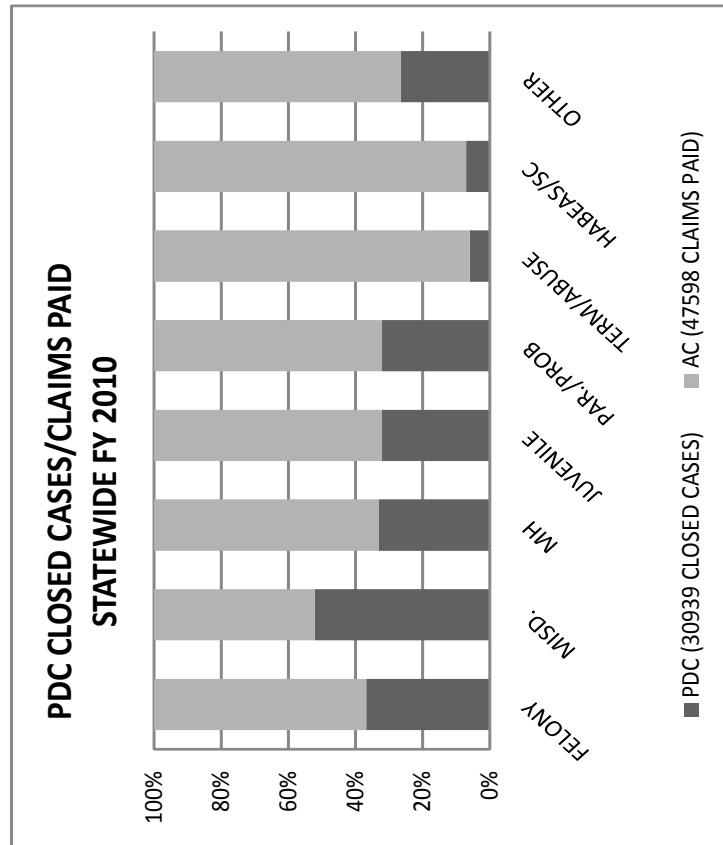
	PDC	AC	TOTAL	%PDC	%AC
DISBURSEMENTS	\$16,965,243.42	\$17,752,871.36	\$34,718,114.78	48.87%	51.13%
AVG PDC COST PER CASE	\$548.34	AVG AC COST PER CASE	\$787.86		



**STATISTICS FOR BOTH PDC AND APPOINTED COUNSEL STATEWIDE
 PDC CASES CLOSED COMPARED TO AC CLAIMS PAID FY 2010**

CASE TYPES	PDC		AC		TOTAL	%PDC	%AC
	DISBURSEMENTS	%PDC	DISBURSEMENTS	%AC			
FELONY	6,822	36.85%	11,692	63.15%	18,514	36.85%	63.15%
MISD.	17,512	52.10%	16,098	47.90%	33,610	52.10%	47.90%
MH	2,471	33.14%	4,985	66.86%	7,456	33.14%	66.86%
JUVENILE	2,342	32.12%	4,949	67.88%	7,291	32.12%	67.88%
PAR./PROB	769	32.14%	1,624	67.86%	2,393	32.14%	67.86%
TERM/ABUSE	392	6.01%	6,128	93.99%	6,520	6.01%	93.99%
HABEAS/SC	36	7.07%	473	92.93%	509	7.07%	92.93%
OTHER	595	26.52%	1,649	73.48%	2,244	26.52%	73.48%
TOTAL	30,939	39.39%	47,598	60.61%	78,537	39.39%	60.61%

PDC		AC		TOTAL	%PDC	%AC
DISBURSEMENTS	AVG PDC COST PER CASE	DISBURSEMENTS	AVG AC COST PER CASE			
\$16,965,243.42	\$548.34	\$33,327,743.78	\$700.19	\$50,292,987.20	33.73%	66.27%

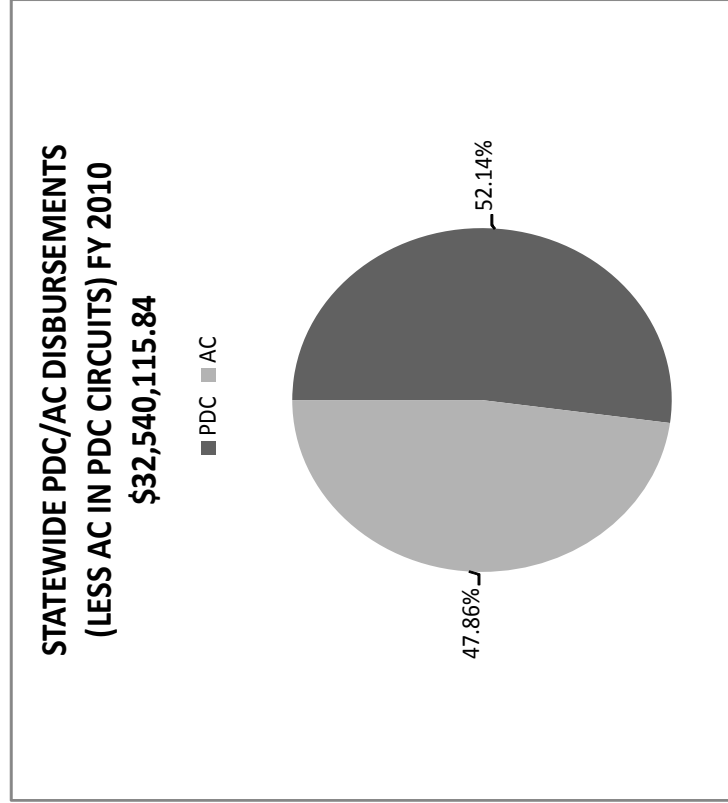
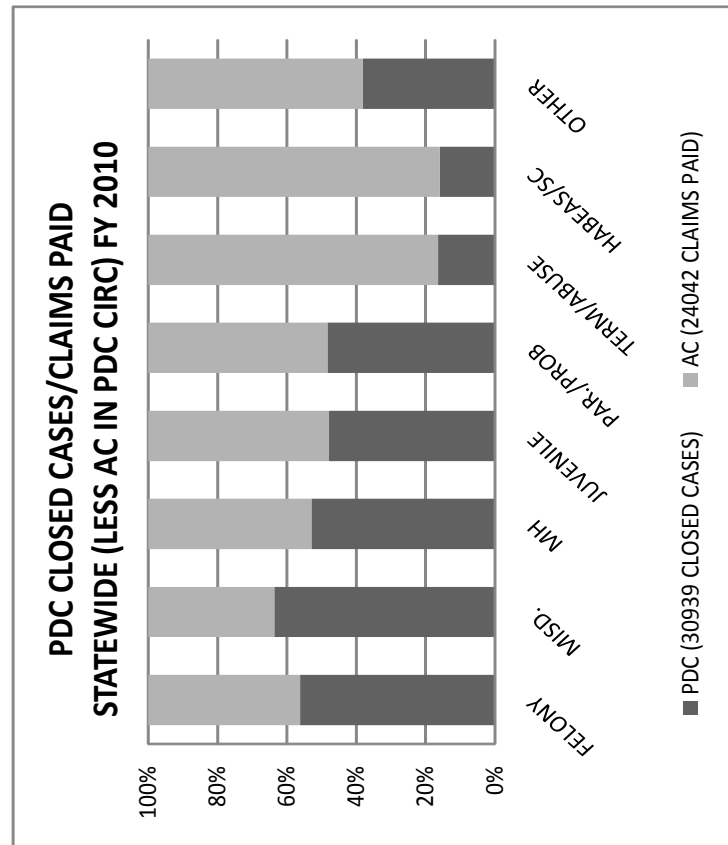


**STATISTICS FOR BOTH PDC AND APPOINTED COUNSEL STATEWIDE (LESS AC CLAIMS IN PDC CIRCUITS)
 PDC CASES CLOSED COMPARED TO AC CLAIMS PAID FY 2010**

CASE TYPES	PDC			AC		
	PDC	AC	TOTAL	%PDC	%AC	%AC
FELONY	6,822	5,317	12,139	56.20%	43.80%	47.86%
MISD.	17,512	10,011	27,523	63.63%	36.37%	52.14%
MH	2,471	2,192	4,663	52.99%	47.01%	47.86%
JUVENILE	2,342	2,552	4,894	47.85%	52.15%	47.86%
PAR./PROB	769	821	1,590	48.36%	51.64%	47.86%
TERM/ABUSE	392	1,996	2,388	16.42%	83.58%	47.86%
HABEAS/SC	36	190	226	15.93%	84.07%	47.86%
OTHER	595	963	1,558	38.19%	61.81%	47.86%
TOTAL	30,939	24,042	54,981	56.27%	43.73%	47.86%

	PDC DISBURSEMENTS	AC DISBURSEMENTS	TOTAL	%PDC	%AC
	\$16,965,243.42	\$15,574,872.42	\$32,540,115.84	52.14%	47.86%

	AVG PDC COST PER CASE	AVG AC COST PER CASE
	\$548.34	\$647.82



APPENDIX D: APPOINTED COUNSEL INDEX PAYEE TOTAL FOR FISCAL YEAR 2010

APPOINTED COUNSEL FEES & EXPENSES PAID BY PAYEE TOTAL CLAIMS IN DESCENDING ORDER

**WEST VIRGINIA PUBLIC DEFENDER SERVICES
 APPOINTED COUNSEL FEES AND EXPENSES PAID
 FISCAL YEAR 2010**

Appointed Counsel and Service Providers Separate

PAYEE	VOUCHER TOTAL	# OF CLAIMS
MULLINS CHARLES B II	444,121.23	255
GRUBB JASON R	423,121.63	513
VICKERS JEREMY T	421,506.54	311
SUMMERS WILLIAM B	391,928.95	711
CASTEEL & POLING PLLC	373,267.93	274
RYAN KOURTNEY A	348,469.50	83
MCGRAW WARREN R II	303,886.35	222
SKAGGS G ERNEST	300,676.03	238
NANNERS & WILLETT LC LAW OFFICES OF	291,887.93	349
KELLEY DAVID BATES	263,880.87	481
HAMILTON CHARLES R	262,091.64	442
GARRETT & GARRETT	261,117.37	268
MOUNTAINEER LEGAL SERVICES PLLC	258,686.11	335
VICTOR VICTOR & HELGOE LLP	252,796.61	254
BELLOMY & TURNER LC	239,848.18	594
KURELAC LAW OFFICE PLLC	238,265.13	189
MCNEER HIGHLAND MCMUNN VARNER LC	235,049.29	302
DILLON WELLS H	234,177.68	311
STARCHER & FRUM PLLC	232,174.99	331
JACOVETTY GERALD G JR LC	226,258.42	629
FOLICKMAN PAMELA R LAW OFFICE OF	224,692.58	321
MOFFATT CHRISTOPHER G	223,205.81	168
WILLIAMS JOHN E JR	206,533.35	139
HALL DWIGHT R	202,833.20	245
COOKE MICHAEL P	194,447.46	245
BRYANT CARL P	190,559.58	338
TYSON DAVID R	186,837.46	322
HAUGHT IRA M	180,848.73	93
NESSER KERRY A	180,832.39	203
BENFORD LEE F II	179,305.15	107
BAYLISS SHAWN D	178,563.95	214
FLINCHUM R KEITH	174,999.62	169
REBROOK EDWARD E III	174,605.45	206
MAZZEI ROCCO E	173,541.02	132
BLEDSON CHRISTOPHER B	168,814.35	133
LUPARDUS TIMOTHY P	159,593.07	215
SHERMAN LAWRENCE E JR LC	157,184.17	262
HAWKINS JAMES E JR	155,305.49	363
DRAKE THOMAS JASON	153,703.29	173
NEISWONGER & WHITE	153,134.27	434
WINDOM RODNEY C	152,575.60	157
SIMMONS HUNTER D	152,208.27	555

**WEST VIRGINIA PUBLIC DEFENDER SERVICES
 APPOINTED COUNSEL FEES AND EXPENSES PAID
 FISCAL YEAR 2010**

Appointed Counsel and Service Providers Separate

WIEDEL DIANA CARTER	151,961.43	142
EVANS THOMAS HANNA III	146,018.72	131
BARKER SHARON K	144,943.92	118
THORNTON CHRISTOPHER ALLEN	144,772.05	428
POWELL ERIC K	144,708.35	324
BARRY CHAD D LC	144,044.90	468
COLVIN NICHOLAS FORREST	141,983.08	141
COREY DANIEL S	141,038.88	196
GIATRAS LAW FIRM PLLC	139,107.53	98
ARBUCKLE DOUGLAS H	135,831.97	158
HUGHART KEVIN W	135,498.29	143
YOUNG WILLIAM PRENTICE	132,352.90	36
HAYES MORGAN B	132,275.57	83
AVIS WITTEN & WANDLING LC	132,165.42	437
ROSENLIEB DUANE C JR	131,124.81	146
MILLER & DRAKE LC	127,966.50	80
BAILEY BRIAN W	127,851.23	178
MCCULLOUGH JUDITH A	126,285.13	123
ORNDORFF DAVID L	126,027.39	163
PARTAIN GEORGE L	124,753.38	287
MOSES JOSEPH J	123,359.87	58
FERGUSON LISA WEESE	123,004.50	169
WHITEMAN BURDETTE PLLC	121,307.29	247
WHITE KEITH	120,207.42	194
JARRELL ROBERT STEPHEN	119,825.75	108
MCFARLAND JOSEPH W JR	119,188.35	214
MUNOZ A JOSEPH	118,919.36	99
GRINDO DANIEL R LAW OFFICE OF PLLC	117,380.49	133
HARSH LAW LC	116,827.64	166
SHOUGH SCOTT A	116,118.58	189
YEAGER JOHN R JR ESTATE OF	115,820.13	83
FITZ STEPHEN S	114,159.89	104
CONWAY LAW OFFICE	112,269.72	353
BAILEY DENNIS R	111,495.06	123
BRISCOE L SCOTT	110,837.99	128
BAILESS LAW PLLC	110,693.29	201
GUNNOE RICHARD M	110,266.64	244
JACKSON-GILLISON HELEN L	109,204.49	27
STOBBS R RUSSELL	109,009.86	127
VANNOSTRAND & MORTON	108,938.07	182
MANCINI STEVEN K	108,448.55	328
HAYNIE BELINDA A	107,296.03	53
COLLINS & COURTRIGHT	105,735.26	267

**WEST VIRGINIA PUBLIC DEFENDER SERVICES
 APPOINTED COUNSEL FEES AND EXPENSES PAID
 FISCAL YEAR 2010**

Appointed Counsel and Service Providers Separate

HARVEY & JANUTOLO	105,305.00	47
OSHOWAY F JOHN	101,727.89	181
THORN LAW OFFICES	101,558.11	87
MAIER ANDREW CARL	100,579.35	122
MCCULLOUGH DAVID SHANE	100,342.44	151
PULLIN FOWLER FLANAGAN BROWN & POE PLLC	100,136.39	316
RADMAN SCOTT S	100,052.78	238
WALLACE MICHAEL K	97,032.24	161
COURTRIGHT LAW OFFICES	96,918.30	237
RICE WILLIAM T	96,882.19	58
HIVELY HERBERT L II	96,815.24	221
BREWER & GIGGENBACH PLLC	96,606.03	92
HYER & LITTLEPAGE	95,455.53	75
ROTH LEGAL SERVICES LC	94,976.70	132
CISCO-STURGELL KATHRYN	93,927.92	130
ROLL W DAN	93,531.92	161
CLYBURN BRENT A	93,476.85	59
GERBER JAY W JR	92,199.12	152
LESTER WILLIAM M	91,688.15	78
LACARIA PHILIP A	91,644.49	83
BARR JACK C	91,540.46	435
WILLIAMSON MAGANN & GURGANUS PLLC	91,157.68	97
SINKKANEN DREAMA D	90,779.02	157
FREEMAN & NIEZGODA PLLC	90,199.89	127
FERRIS HOWARD M	88,845.35	187
LAISHLEY JOHN	87,791.19	67
BULLMAN & BULLMAN	86,610.12	115
CAREY JAMES T	86,428.92	116
HOLLANDSWORTH RICHARD W	85,781.99	53
CARR LAW OFFICES PLLC	85,414.18	137
LONG ROBBY N LAW OFFICE OF LC	83,755.82	102
SMITH & SCANTLEBURY LC	83,644.77	139
REDMAN PAYNE & MULDOON PLLC	81,971.67	86
DALBY NANCY A ATTY AT LAW PLLC	81,873.93	38
HASSAN RONALD D	81,372.74	103
SHAY DANA R	80,987.16	94
LOCKWOOD & LOCKWOOD	80,911.21	54
DUFFY KEVIN C	79,433.27	46
NAVY L VICTOR	77,882.01	98
FUDA THOMAS L	77,640.36	82
MANYPENNY J PERRY	77,578.38	91
DALTON MARSHA	77,071.35	117
PARMER LAW OFFICE	76,731.64	123
WHITE MAX H PLLC	76,410.68	236
NOGAY CATHRYN A	75,853.69	31

**WEST VIRGINIA PUBLIC DEFENDER SERVICES
 APPOINTED COUNSEL FEES AND EXPENSES PAID
 FISCAL YEAR 2010**

Appointed Counsel and Service Providers Separate

SCHEETZ CHRISTOPHER A	75,450.36	158
MICHAEL GREGORY G	74,973.45	210
HOLROYD FRED F III	74,779.62	104
HOLICKER RICHARD E	74,184.94	112
DOUGLASS ERNEST M	74,167.57	180
KARICKHOFF DAVID	73,871.66	116
THOMPSON JOHN M JR	73,538.90	144
MORGAN E LAVOYD JR	72,485.58	40
METZ TAMARA J	72,466.07	66
NESTOR WILLIAM T	72,321.43	111
RUTH RYAN MICHAEL	71,544.82	76
MONTORO HARRY P LAW OFFICE OF PLLC	71,400.59	108
ELLEM JOHN N	70,648.08	212
HARMAN MARLA ZELENE	70,448.03	51
PRALL THOMAS J	70,364.46	171
FITTRO JONATHAN	69,917.83	67
PRENTICE TIMOTHY H	69,890.12	158
WEBB DAVID HAMILTON	69,776.13	132
LANHAM JOHN S	69,474.41	77
SMITH LILLY & BALL PLLC	69,109.26	49
GRIFFTH THELMA ELIZABETH	68,775.74	96
CONRAD & CONRAD	68,506.10	42
SULLIVAN JESSICA A	68,429.44	92
SKLAVOUNAKIS GERASIMOS	67,606.03	25
HATFIELD & HATFIELD PLLC	67,352.67	89
TROISI JOSEPH G	67,027.93	116
THORNE STEVEN M	66,969.22	164
WILCHER GEOFFREY S	65,475.08	83
MCCAMIC SACCO PIZZUTI & MCCOID PLLC	65,467.19	58
WILSON CHRISTOPHER M LAW OFFICE PLLC	64,644.78	99
COOK & COOK	64,612.09	118
TORRES GEORGE M	64,607.33	129
MUSGRAVE RAYMOND G	64,074.45	121
RODGERS JEFFREY S	64,049.11	98
CICCARELLO DEL GUIDICE & LAFON	63,648.42	108
EACHUS MICHAEL N	63,647.56	98
CHILDLAW SERVICES INC	63,441.78	68
GREGORY BETTY SUE CLARK	62,825.17	116
LOVE JAY CARTER	62,767.34	82
ORTEZA AILYNN MAE	62,381.47	26
MARTENEY MICHAEL PAUL	62,332.00	123

**WEST VIRGINIA PUBLIC DEFENDER SERVICES
 APPOINTED COUNSEL FEES AND EXPENSES PAID
 FISCAL YEAR 2010**

Appointed Counsel and Service Providers Separate

HAYDEN & HART PLLC	61,805.01	94
ERHARD CRAIG P	61,476.71	103
TICHENOR TERRI L	60,918.29	102
WILMOTH DAVID H LC	60,871.25	109
STEPHENS GLORIA M	60,767.26	64
WEESE HEATHER M LAW OFFICE OF PLLC	60,572.47	84
PANCAKE F CODY III	60,406.48	131
SPONAUGLE & SPONAUGLE	60,361.06	105
PENNINGTON WILLIAM L	60,019.82	76
CARL KEATON & FRAZER PLLC	59,650.11	143
BROOKS JOHN B	59,604.72	69
HINKLE BRYAN S	59,600.66	90
JONES STEVEN A LC	59,017.77	82
SANDERS AUSTIN FLANIGAN & FLANIGAN	58,715.27	64
ATKINS JAMES B	58,617.70	47
MICHAEL NELSON M LC	58,277.22	192
MICHELS GARY L II	57,301.18	59
WESTON LAW OFFICE	57,006.67	84
WALL RANDALL D	56,996.13	253
FAERBER KRISTOPHER	55,981.19	90
LUTTRELL & PREZIOSO PLLC	55,834.16	61
FARNSWORTH MICHAEL D JR	55,655.41	40
WEESE ROGER R	55,485.01	76
HILL JOHNSON KAREN L	55,074.89	104
BURDETTE KRISTINE ADELE	55,065.56	125
GEARY & GEARY LC	55,009.46	92
SNYDER & HASSIG	54,738.05	39
ESCUE LAW OFFICE CO	54,115.48	148
LYALL JERRY M	53,783.16	140
MYERS JESSICA E	53,747.12	66
PRICE LOUIE T	52,963.10	46
FORBES WILLIAM J	52,686.45	51
GUTMANN RICHARD M LC	51,828.09	64
GORDON MARGARET A B	51,176.01	44
KRATOVIL & AMORE PLLC	51,114.27	47
NOONE ROBERT T	50,778.34	26
ATKINS LAW OFFICE LC	50,756.48	66
WALTERS KRAUSKOPF & BAKER	50,585.63	89
RANDOLPH D KEITH LAW OFFICE PLLC	50,206.82	136
SANTER & SANTER	50,191.88	102
CURNUTTE FRANCIS III	49,835.30	19
REES JAMES B	49,416.01	74
KIGER TIMOTHY R	48,867.71	126

**WEST VIRGINIA PUBLIC DEFENDER SERVICES
 APPOINTED COUNSEL FEES AND EXPENSES PAID
 FISCAL YEAR 2010**

Appointed Counsel and Service Providers Separate

WHITEMAN FRANCES C	48,817.16	63
LEFLER & BOGGS PLLC	48,128.23	107
BRAGG STEVEN M	48,091.58	101
RUMORA RONALD J	48,076.73	75
ROLLO LANCE E	47,836.77	69
HODGES & CAMPBELL PC	47,507.26	83
CALLAGHAN & CALLAGHAN PLLC	47,323.17	40
WHITT MICHAEL R	47,288.05	21
HANCOCK & SEARS	46,891.17	48
BOTTNER KIRK H	46,807.66	50
HERNDON STEPHEN D	46,636.03	38
GOSSETT RANDY D	46,325.50	34
KROGER THOMAS W	46,302.12	100
COWDEN ALLISON ADYNEIC	46,287.53	23
TREADWAY JOHN H JR	46,016.29	82
KOHOUT EDWARD R	45,696.07	69
SHAW & TATTERSON LC	45,570.95	132
HARRIS CHRISTIAN R	45,193.57	49
BYRNE HEDGES & LYONS	45,070.01	34
KING WAYNE	44,935.49	36
GARNES DESIREE LYNNETTE	44,827.70	39
BUCK DALE LAW OFFICE OF PLLC	44,819.58	46
ORNDORFF & HATFIELD ATTY AT LAW	44,557.65	65
MOORE DAVID K	44,279.49	33
SMITH MICHAEL CLAY	44,126.54	62
BARNABEI DAVID A	44,113.89	84
MCCOY JAMES A JR	44,076.89	47
CURNUTTE SCOTT A	43,603.97	80
CHASE JOHN K IV	43,556.78	34
PYLES TURNER & MICK LLP	43,432.26	86
LORD JASON S	43,103.64	69
BALDWIN SHANNON L	42,670.80	96
LASH FRANKLIN W	42,284.54	43
BAILEY & HOWARD PLLC	42,261.70	56
HODGES & RIFFLE PLLC	42,047.27	76
BRYAN JOHN H	41,814.75	74
BLAIR GERALD E JR	41,642.38	76
RIBEL KATICA	41,591.85	132
ROSINSKY LAW OFFICE LC	41,527.60	26
FURNER DEAN A ATTORNEY AT LAW PLLC	41,272.44	125
DEMOSS DAVID B	41,251.91	96
BRYAN CARSON N	41,088.75	112
HOBBS MARK E	41,056.86	26

**WEST VIRGINIA PUBLIC DEFENDER SERVICES
 APPOINTED COUNSEL FEES AND EXPENSES PAID
 FISCAL YEAR 2010**

Appointed Counsel and Service Providers Separate

RIST LAW OFFICES	41,014.22	46
KLATT W HOWARD	40,960.34	30
CHATTIN ANDREW B	40,031.24	57
SKEEN KENNAD LEE II	39,676.30	31
PEYTON HARVEY D	38,936.14	42
HOOSIER LAW FIRM PLLC	38,549.99	33
BIDDLE JACQUELYN STOUT	38,463.41	17
KATZ KANTOR & PERKINS	38,438.63	79
STEPTOE & JOHNSON	38,291.82	52
ROLLO EDMUND J	37,777.18	42
RICHARDSON RICHARDSON & CAMPBELL	37,704.22	100
FORBES WILLIAM C	37,616.72	49
ARNOLD & BAILEY PLLC	37,547.43	65
ALBERTY MICHAEL C	37,544.40	23
HUFFMAN WILLIAM O	37,381.07	66
CLINE MICHAEL R ESTATE OF	37,084.00	98
JUDY & JUDY	37,025.99	110
JUBA-PLUMLEY ROSALEE	36,941.83	48
SPONAUGLE KEVIN C	36,874.86	36
PRATT LENA D	36,661.75	80
BLYLER HOWARD J	36,329.54	119
STEPHENS JENNIFER L	36,310.14	31
BRADLEY JAMES M JR	36,280.78	48
MORGAN TONY	35,978.18	45
DEVALL OLIVIA S HARRIS	35,367.23	47
PHILLIPS P TODD	35,275.09	41
HOOVER JON D	34,937.80	34
KAYSER LAYNE & CLARK PLLC	34,658.66	47
TIPTON KEVIN T	34,502.48	63
FORESTER WILLIAM T	34,483.03	109
TYREE EMBREE & ASSOCIATES PLLC	34,324.79	65
SIMMONS EUGENE M	34,220.37	36
KUPEC THOMAS W	34,058.06	40
REEDER JOSEPH K	34,045.74	40
GRUNAU DAVID M	33,982.77	42
SUPPLE LAW OFFICES PLLC	33,312.67	89
MCGINLEY JENNIFER	33,246.29	31
SALMONS RONALD G ATTORNEY AT LAW PLLC	33,044.56	51
MENDELSON ANDREW	32,982.66	32
MCINTYRE RHONDA M	32,162.46	39
SELDEN LAW OFFICES LC	32,122.01	41
COSNER GAYNOR L III	32,082.14	194
EKENASI GEOFFREY I	31,993.46	27

**WEST VIRGINIA PUBLIC DEFENDER SERVICES
 APPOINTED COUNSEL FEES AND EXPENSES PAID
 FISCAL YEAR 2010**

Appointed Counsel and Service Providers Separate

BEAN & BEAN	31,694.75	56
BECK GARTH W	31,534.51	85
SIMS DAVID A LAW OFFICES PLLC	31,425.92	31
WEESE TRACY	31,417.86	23
VAN ZANT SUSAN J LC	31,390.96	35
BUCY WINIFRED L	31,163.05	25
PENNINGTON DEANNA L	30,906.79	58
RUNDLE & RUNDLE LC	30,766.09	55
BALLARD KENNETH D	30,579.31	55
DEAN WILLIAM P	30,566.59	54
CASTO & CASTO LC	30,503.99	30
TAYLOR PAUL G	30,418.46	31
SIMMS MICHAEL	30,386.38	46
BEVERIDGE BRENT E	30,283.43	61
MORGAN THEODORE E	29,657.28	21
HILL DAVID L	29,649.49	64
MORGAN DENNIE S JR	29,517.26	20
SHAFFER & SHAFFER	29,285.83	30
HARMON-SCHAMBERGER BARBARA A	28,864.80	50
MARTINO GARY J	28,689.18	56
SAVILLE ROYCE B	28,494.61	113
BARRAT ROBERT E	28,456.12	94
ASHLEY ANITA HAROLD	28,284.51	104
WARMAN CHERYL L	28,269.80	39
CURRY & SWISHER PLLC	27,550.60	33
HALLINAN JACQUELINE A	27,440.60	64
ADAMS JOSEPH FRANKLIN	27,364.49	58
SAFFER MARTIN V	27,323.70	33
MOOREHEAD CHRISTOPHER S	27,161.73	48
MURPHY S SEAN	27,146.91	47
POSTALWAIT KEVIN B	27,014.02	56
HART DAVID W	26,984.48	46
ROHRIG RANDAL W	26,940.29	64
STURM HEIDI M GEORGI	26,877.45	49
CILIBERTI LAW OFFICE PLLC	26,754.29	50
MIELKE WAYNE ROBERT	26,644.38	12
RUNDLE JULIET WALKER	25,805.30	47
LORD LAW FIRM PLLC	25,716.35	52
ANDERSON CHARLES E	25,509.60	36
WRIGHT LACY W JR	24,875.22	31
STONE ROBERT C JR	24,789.90	27
DYER THOMAS G	24,666.74	25
KOSTOL KAREN B	24,644.91	39

**WEST VIRGINIA PUBLIC DEFENDER SERVICES
 APPOINTED COUNSEL FEES AND EXPENSES PAID
 FISCAL YEAR 2010**

Appointed Counsel and Service Providers Separate

PATTON ANDREW C	24,531.24	33
CARROLL GALE E	24,531.06	19
PRESTON & WEESE LC	24,444.54	18
PANEPINTO MARK D	24,385.30	34
WEST & JONES	24,269.88	35
MILLS & WAGNER PLLC	24,252.22	6
SAL NATALIE J	24,164.33	22
HOUCK G TODD ATTORNEY AT LAW LC	24,099.73	47
SAMMONS OLIVERO & PARASCHOS PLLC	23,872.25	16
WALKER JAMES A	23,852.78	24
CURRY DENNIS H	23,847.36	6
DRIVER CHARLES S III	23,651.81	40
MORGAN EDWARD WARD	23,134.66	37
SHOCKLEY JAMES B	23,066.38	36
BURTON DEANDRA	22,883.34	20
FAST THOMAS K	22,854.32	23
MCINTYRE-NICHOLSON RACHELLE D	22,805.96	40
OOTEN GRAYDON C JR	22,803.05	27
HARMON SARAH W	22,636.15	43
BUSCH ZURBUCH & THOMPSON PLLC	22,473.43	12
BOWLES RICE MCDAVID GRAFF & LOVE	22,381.70	17
OGLE CANDACE L	22,100.32	156
POWELL CAROLINE STAFFORD	22,083.89	32
KARR THOMAS B	22,032.79	160
WOODS JEFF C	21,895.06	36
CONAWAY & CONAWAY	21,885.05	60
CLARKE D RANDALL	21,873.40	30
HEWITT & SALVATORE PLLC	21,491.87	23
STURM JOSHUA PAUL	21,329.32	29
CARBONE & BLAYDES PLLC	21,325.55	118
EBY MICHELLE WIDMER	21,313.06	33
PARKULO JOHN F	21,267.85	31
JURCO JOHN M	21,170.55	10
BOWERS JEFFREY S	20,990.82	21
BRECKINRIDGE DAVIS SPROLES & CHAPMAN PLLC	20,821.85	60
GRIFFITH TRAVIS ALLEN	20,813.21	60
DORSEY L RICHARD II	20,771.08	52
SHARLEY MICHAEL J	20,581.36	33
CASSIDY MYERS COGAN & VOEGELIN LC	20,351.06	7
PAYNE WILBERT A	20,122.01	65
CLIFFORD MICHAEL T	20,061.82	6
LONG BRENDEN	19,932.09	39
CALLEN CHRIS F	19,656.78	7

**WEST VIRGINIA PUBLIC DEFENDER SERVICES
 APPOINTED COUNSEL FEES AND EXPENSES PAID
 FISCAL YEAR 2010**

Appointed Counsel and Service Providers Separate

DASCOLI CARL J JR	19,641.39	9
DINSMORE & SHOHL LLP	19,555.48	14
MASON & MOORE	19,405.48	10
LAVENDER CRAIG R	19,403.86	19
LANE PAUL E ESTATE OF	19,349.24	28
BODEN NEIL V	19,336.93	36
RICHARDSON & DAVIS	19,287.92	64
REEDER & DUNHAM PLLC	19,152.11	29
MARSTELLER DEREK W	18,844.25	10
TISSUE PHILIP J	18,586.62	31
WHITE ANGELA M	18,544.19	28
SPEARS JASON M	18,489.13	20
EVERETT MARK	18,346.84	30
PRITT LAW OFFICE	18,335.84	52
CALLEN ELDON A	18,186.45	28
WITT RICHARD C	17,627.44	34
FOLWELL NORMAN L	17,548.28	118
WILDMAN ERIC KEITH	17,301.36	41
GALFORD RANDALL W	17,280.56	35
WOELFEL & WOELFEL LLP	17,252.56	8
BONINSEGNA SANTE JR	17,200.12	27
HICKS NATHAN A PLLC	17,061.84	9
GENTILOZZI & ASSOCIATES PLLC	17,035.50	70
JAMES DANIEL R	16,855.46	32
STURM & STURM	16,811.75	39
BYRER F SAMUEL PLLC	16,743.89	13
ADAMS FISHER & CHAPPELL PLLC	16,651.05	3
HALL KAREN L	16,625.39	112
HOPKINS VIRGINIA JACKSON	16,315.16	9
TUCKER GREGORY A	16,071.71	46
HATFIELD MCGINNIS E	15,993.80	3
HART KEITH W	15,914.32	16
STOLLINGS HARLEY E	15,837.10	29
GREINER & CYRUS LC	15,820.13	19
FILE PAYNE SCHERER & FILE	15,789.12	13
BOOTEN RALPH LEE II	15,502.73	4
HEDGES JONES WHITTIER & HEDGES	15,483.30	20
ROMAIN JULIE GOWER	15,157.03	67
STEIN RONALD F JR	15,114.89	57
OURS JOHN G	15,020.02	38
MOYE DAVID O	15,001.36	33
VITAL RICHARD L	14,991.24	22
BAGBY STEVE	14,864.49	4

**WEST VIRGINIA PUBLIC DEFENDER SERVICES
 APPOINTED COUNSEL FEES AND EXPENSES PAID
 FISCAL YEAR 2010**

Appointed Counsel and Service Providers Separate

FERRO & OLEJASZ	14,807.58	22
GALL D CONRAD	14,758.48	40
DAVIS R STEPHEN	14,672.70	6
FIELDS DAN R	14,527.35	57
POWELL & MAJESTRO PLLC	14,452.71	18
NEW STEPHEN P LC	14,410.00	13
ROSE JOAN A	14,310.26	6
TURNER MICHAEL	14,150.54	40
POWELL JAMES CORBLEY	13,913.98	17
KRIVONYAK JOHN C	13,876.49	18
FISHER CONSTANCE J	13,857.63	41
REYNOLDS & ASSOCIATES PLLC	13,396.82	9
FRAGILE PAT C	13,376.50	9
SISCO EUGENE JR	13,328.27	22
WALKER LELA	13,293.46	52
ROKISKY JEFFREY J	13,073.16	10
REED KIMBLE PLLC	13,056.34	10
HOWLEY LOREN B	12,930.82	22
HENRY JAMES R	12,893.04	11
KARR DAVID JR	12,767.54	17
HAMILTON NEAL J	12,653.32	43
CONNER APRIL D	12,645.85	36
YOUNGER C CHRISTOPHER	12,600.84	8
JOHNSON MICHELLE	12,551.29	20
MCDERMOTT DANA P	12,254.20	1
MARTIN RACHEL A	12,252.25	18
SUTTON & JANELLE PLLC	12,164.19	28
BAILEY RILEY BUCH & HARMAN LC	12,047.12	5
GIBSON MICHAEL F	11,979.30	38
RYMER & FURBEE	11,964.23	25
WEBB-RUMORA MARSHA	11,949.00	30
WATERS WARNER & HARRIS PLLC	11,945.07	9
FRIEND & ROZAS LLC	11,925.15	26
RUMORA & RUMORA LC	11,920.00	14
WEBB EUGENE E III	11,715.93	19
WHITE THOMAS E	11,641.99	11
STANTON G PATRICK JR	11,557.83	22
WINTER KURT J	11,470.36	27
HARDING WILLIAM H	11,351.77	13
GARLOW RICHELLE KEENER	11,337.40	31
DUNLAP ROBERT ESQ PLLC	11,312.27	19
STEVENS CHARLES JEFFREY	11,242.94	10
RISOVICH FRED II	11,019.26	18

**WEST VIRGINIA PUBLIC DEFENDER SERVICES
 APPOINTED COUNSEL FEES AND EXPENSES PAID
 FISCAL YEAR 2010**

Appointed Counsel and Service Providers Separate

FORD KENNETH J	10,972.30	12
STEWART JOYCE E	10,880.21	13
MOLESSA HEATHER IRELAND	10,736.23	14
BAILEY CHRISTINA M	10,685.28	21
WOLFE DORWIN J LC INC	10,679.01	9
ROLLINS CHARLES MATTHEW	10,577.10	21
MCHUGH WILLIAMS PLLC	10,568.81	14
WOOTON LAW FIRM	10,499.26	24
HYRE LAW OFFICE PLLC	10,328.53	14
POLAND ERNEST L JR	10,125.25	57
PELLEGRIN MARK P	10,107.00	26
POMEROY LAW OFFICE PLLC	9,935.05	18
TENNANT DONALD J JR	9,930.82	1
ROBINSON & MCELWEE	9,923.98	5
SELLARO AMBER URTSO	9,888.11	18
BAILEY REGGIE R	9,492.88	21
SIMMONS & SIMMONS LC	9,466.70	17
GIANOLA BARNUM WIGAL & LONDON LC	9,341.53	12
GREER ROBERT L	9,232.32	13
MANFORD BYRON CRAIG	9,168.31	4
SMITH JAMES E II	9,157.45	10
KEENAN & ASSOCIATES LC	9,090.91	18
COX KEITH A	8,896.37	17
CURRY AMOS & ASSOCIATES LC	8,868.40	27
MOYE LISA M	8,795.93	11
RINGER DARRELL	8,713.56	2
CHRIST KATRINA M LAW FIRM LC	8,612.50	21
FRANCIS ERIC M	8,571.29	1
SIMMERMAN LAW OFFICE PLLC	8,570.57	6
CASEY JAMES M	8,437.90	14
HUMBERSON DON A	8,405.23	11
THOMPSON & WEATHERHOLT PLLC	8,218.97	5
LOUDERBACK ROBIN R	8,137.50	10
BAILEY STULTZ OLDAKER & GREENE PLLC	8,110.36	8
MAUSER BERNARD R	7,926.38	30
KELLEY DENNIS EDWARD	7,870.57	12
FARRELL FARRELL & FARRELL PLLC	7,776.03	1
ZIMAROWSKI JAMES B ESQ	7,709.80	14
HARBOUR PAULA L PLLC	7,647.32	6
LANE PAUL E	7,620.03	5
ARTIS ROSLYN C	7,395.00	7
SCALES CINDA L	7,382.68	17
BALGO & KAMINSKI LC	7,379.23	15

**WEST VIRGINIA PUBLIC DEFENDER SERVICES
 APPOINTED COUNSEL FEES AND EXPENSES PAID
 FISCAL YEAR 2010**

Appointed Counsel and Service Providers Separate

WEATHERHOLT JEFF ATTORNEY PLLC	7,366.66	22
CZARNIK RAYMOND T	7,212.17	16
LEWIS HIRAM C IV	7,193.79	10
DINARDI PETER D	7,150.63	17
HENRY REGINALD D	7,110.50	12
STANTON SHIRLEY J	7,107.34	13
PRITT & PRITT PLLC	7,099.54	23
SMITH CLINTON W	7,084.20	32
NOEL WILLIAM C JR	7,042.40	8
SIRK TIMOTHY M	7,011.84	11
BOUCHILLON CROSSAN & COLBURN LC	6,898.59	5
KERN FRANKLIN W LC	6,897.50	28
JONES BENNY G	6,843.59	13
RICH JAMES B III	6,805.14	2
THOMPSON LOUDOUN L	6,756.99	32
RADCLIFF PATRICK N	6,688.09	4
BROWN-BAILEY COLLEEN MICHELLE	6,652.45	7
RADCLIFF PLLC	6,454.38	2
ZERBE CARTER & ASSOCIATES PLLC	6,419.98	23
FULLEN FLOYD R	6,399.31	3
ASBURY MICHAEL W JR	6,319.81	5
BOGARAD SHARON N	6,255.50	1
SMITH MCMUNN & GLOVER PLLC	6,168.18	8
CAREY SCOTT DOUGLAS & KESSLER PLLC	6,144.67	1
KAUFMAN & MCPHERSON PLLC	6,105.29	8
SPAULDING BERNARD L	5,866.85	3
NOVOBILSKI JEROME R	5,853.37	13
MCQUADE RUTH A	5,849.89	7
ANGOTTI & STRAFACE LC	5,809.53	31
FROBLE MICHAEL E	5,804.27	10
BARNETT KENNETH J PC	5,776.61	15
THORN MATTHEW T	5,746.39	9
SMITH MARGARET D	5,697.11	5
PHILLIPS GARDILL KAISER & ALTMAYER	5,637.90	5
MIZE LAW FIRM PLLC	5,472.87	14
ABRAHAM & ILBERTON PLLC	5,464.42	22
CLARK JACKIE E II	5,450.31	8
MCMILLIAN MARK ATTORNEY AT LAW LC	5,426.27	1
TRIPLETT & TRIPLETT LC	5,345.33	15
MCFADDEN JEROME J	5,277.03	12
GIGGENBACH ELIZABETH K	5,154.97	4
LEROSE ANTHONY	5,127.90	9
SMITH COURTLANDT	5,066.05	13

**WEST VIRGINIA PUBLIC DEFENDER SERVICES
 APPOINTED COUNSEL FEES AND EXPENSES PAID
 FISCAL YEAR 2010**

Appointed Counsel and Service Providers Separate

REESE PAUL K	4,994.22	9
NICHOLS & SKINNER LC	4,964.82	3
WEST STEPHEN BROOKS II	4,906.70	7
WAUGH BRENDA	4,889.18	1
CRAIG A COURTENAY	4,784.21	4
SPARACINO ANTHONY J JR	4,653.42	9
REDDING ROBERT S	4,644.58	3
MALLET SHANE M	4,613.78	1
COLOMBO & STUHR PLLC	4,432.47	9
CAMPBELL FLANNERY PC	4,299.52	12
SMITH S F RAYMOND	4,299.06	11
WILLS MARK E	4,271.93	4
WHITE THOMAS W THE LAW OFFICE OF PLLC	4,252.93	5
WEBER & WEBER	4,237.17	12
GAUDIO ROBERT J	4,211.39	9
TATE REBECCA L	4,154.16	6
BLACK ERIC S	4,080.60	1
DAVIS KEVIN P	4,000.00	1
SCHARF WILLIAM H	3,920.82	3
FITZWATER TRAVIS R	3,917.43	7
PROSERVICIO INC	3,836.33	4
GRISHKEVICH MARCY J	3,828.50	2
MARTIN WILLIAM C	3,725.62	12
DEMPSTER BRIAN C	3,725.39	4
ESPOSITO MICHAEL A	3,592.25	5
MITCHELL JOHN R LC	3,585.20	18
HOOVER RANDY D	3,575.85	15
RAY WINTON & KELLEY PLLC	3,437.36	2
ROOP & SMITH LAW OFFICE PLLC	3,388.22	4
BOGGS PATRICK B	3,260.33	13
DAVIS GREGG PHILLIP	3,216.91	6
LOOMIS CYNTHIA J	3,176.51	6
BALL GREGORY K	3,173.00	4
VANMETER LERA K	3,122.21	2
ATHEY JOHN D	3,109.62	7
SCOTT JOHN A	3,065.73	17
CLAGETT & TIPTON PLLC	3,038.98	1
SMITH GREG K	3,033.02	8
BAKER & BROWN PLLC	2,975.69	19
PERRY DAVID D	2,955.56	2
HATFIELD HARRY M	2,929.25	2
FLAHERTY SENSABAUGH & BONASSO PLLC	2,923.48	1
SPURLOCK JAMES E	2,911.85	5

**WEST VIRGINIA PUBLIC DEFENDER SERVICES
 APPOINTED COUNSEL FEES AND EXPENSES PAID
 FISCAL YEAR 2010**

Appointed Counsel and Service Providers Separate

ROSSI RONALD S	2,892.25	7
BIGELOW BRIAN ELLIOTT	2,885.34	12
STAPLETON LAW OFFICES LC	2,881.50	1
FORD DAVID A	2,839.33	10
PLEASANTS LAW FIRM PLLC	2,778.03	2
DARLING KEITH A	2,710.52	4
ROSS THOMAS R II	2,614.29	11
ECKERT SEAMANS CHERIN & MELLOTT LLC	2,503.00	1
THOMPSON & PARDO PLLC	2,416.99	4
THOMPSON LAW OFFICE PLLC	2,416.50	9
CARRICO LAW OFFICES LC	2,415.41	2
TURNER & JOHNS PLLC	2,368.54	14
GARDNER GENE W	2,325.10	1
LOGUE SEAN PLLC	2,319.49	4
MCLAUGHLIN & CARPENTER PLLC	2,306.78	11
PATTERSON THOMAS K A LEGAL CORP	2,205.25	8
PIERSON STEFANI A	2,187.33	3
KERNS TIMOTHY J	2,171.00	3
CRISWELL & FRENCH PLLC	2,091.42	1
ALMASE MARIA L	2,088.20	2
BAILEY & WYANT PLLC	2,084.50	1
DOOLEY KATHERINE L	2,077.92	6
DALTON DEBRA L	2,049.81	5
WHITE BRUCE M LAW OFFICE LC	1,998.56	4
BURLESON JOHN T	1,974.14	3
HATFIELD RONALD K	1,955.32	3
WILEY STEVEN B	1,941.12	8
RODRIGUEZ VANESSA LYNN	1,919.22	14
COODE JAMES M	1,874.67	8
NESTOR JASON A	1,836.01	2
FORMAN ROGER D THE LAW OFFICE OF LC	1,820.67	7
PATTERSON CLAYTON W	1,750.90	5
WALLACE LAW OFFICES LC INC	1,724.24	1
CALWELL WILLIAM S JR	1,702.69	3
LUSK KYLE G	1,645.56	2
MOORE RICO R	1,613.15	1
HANDLEY & HUNT PLLC	1,528.03	7
GRAFTON LAW OFFICE PLLC	1,520.12	5
KIRK THOMAS L	1,511.61	1
GARRETT LINDA NELSON PLLC	1,499.50	8
TREMBLE TANYA PARTEE	1,478.85	5
RYAN A J	1,425.50	1
RUCKMAN TIMOTHY R	1,425.00	2

**WEST VIRGINIA PUBLIC DEFENDER SERVICES
 APPOINTED COUNSEL FEES AND EXPENSES PAID
 FISCAL YEAR 2010**

Appointed Counsel and Service Providers Separate

ELING SHERRY S	1,417.65	6
RYAN WILLIAM D	1,416.47	3
WILSON & SHIELDS LC	1,336.76	1
CALHOUN JONATHAN M	1,333.25	6
HUNTER J BURTON III	1,323.58	1
TAYLOR SHAWN PLLC	1,271.50	1
MCDANIEL DON S	1,269.61	6
KEATON CHRISTOPHER K	1,243.57	1
LOSCH & MCCOURT PLLC	1,222.52	6
GIGGENBACH MELISSA J	1,205.50	1
HUDNALL MARK D	1,199.90	6
THOMAS SHANNON R	1,122.75	1
STACY MELISSA K	1,096.51	2
HEISHMAN JAMES O	1,093.56	1
SOLOMON ALEXANDRIA A	1,026.16	2
SMITH RICHARD D JR	1,022.74	3
SAAD ABRAHAM J	1,006.34	4
HOLTZAPFEL LAW OFFICES PLLC	984.09	1
WINTERS JOSHUA MINGO	952.24	2
MORAN CATHERINE JANE	942.40	3
MULLENS SHARON M	934.84	1
SHUCK LE ANN A	934.68	1
HUNTER STEVE ASSOCIATES LC	927.48	2
MILEY TIMOTHY R	886.18	2
FITZWATER KIMBERLY A	870.20	3
COTTRELL PATRICK L	831.08	5
WORKMAN MARGARET LAW LC	814.51	1
MORRIS GARY W II	810.10	1
GARREN LAW OFFICES LC	765.24	3
AUCREMANNE JOSEPH	762.51	3
TABOR LINDSAY & ASSOCIATES PLLC	712.79	6
KATZ WORKING FAMILIES LAW FIRM LC	681.30	5
DAWSON DAVID	661.80	2
BRIDI JOHN L	598.50	1
OHIO VALLEY LAW CENTER PLLC	596.39	3
LAMBERT SHERMAN L SR	520.09	1
LA NEVE TODD F	514.45	5
FARMER CLINE & CAMPBELL PLLC	451.50	3
BREECE SUSAN PLLC	431.96	1
BUSH FRANK P JR	426.64	3
HOLDERBY TERRANCE J	418.95	3
BOOTH & MCCARTHY	409.79	1
WEST CHARLES STANFORD	408.96	1

**WEST VIRGINIA PUBLIC DEFENDER SERVICES
 APPOINTED COUNSEL FEES AND EXPENSES PAID
 FISCAL YEAR 2010**

Appointed Counsel and Service Providers Separate

HARRIS & HOLMES LAW OFFICE PLLC	399.05	1
HAMILTON BURGESS YOUNG & POLLARD PLLC	383.48	1
LAMP PAT	358.82	1
SCHILLACE GREGORY H	348.74	2
MIRHOSEINI DAVID C	338.00	1
ACORD AMY A	335.17	1
BRANCAZIO HELEN M	320.22	2
MANI ELLIS & LAYNE PLLC	310.37	1
JONES GREGORY K	306.90	1
TAYLOR DANIEL D	272.00	1
CABANISS MARK	241.10	1
ELSWICK SCOTT E LAW OFFICE OF LC	213.09	1
MALOY MARY RICH	208.88	1
PRICE DONNA M	203.26	1
JOHNSTON HOLROYD & ASSOCIATES	201.15	2
AMBLER & DOTSON LC	192.00	1
HAZARD SPRAGUE W LAW OFFICE OF LC	188.33	1
FORDHAM GEORGE F JR	176.48	1
FORD LAW FIRM	114.16	2
FRUM RICHARD D	112.17	1
CRICHTON & CRICHTON	110.00	1
GARDNER LAW OFFICES PLLC	98.00	1
BISCHOFF DONALD K	92.93	1
RICHARDSON ROBERT E	59.62	1
APPOINTED COUNSEL TOTAL	32,413,555.65	46,692
TRI-S INVESTIGATIONS INC	133,494.64	304
FORENSIC PSYCHOLOGY CENTER INC	66,872.76	34
KRADEL PAUL F	35,564.47	10
DEAK DAVID S	35,459.85	67
PRIMARY PSYCHOLOGICAL CARE PLLC	32,912.51	15
WOODS FRED B	32,413.31	43
BRAMBLE CHARLES E III	31,413.96	5
RICHARDSON DON R ASSOCIATES INC	24,126.40	3
CYRIL H WECHT & PATHOLOGY ASSOCIATES INC	23,225.00	4
KRIEG FRED JAY PHD & ASSOCIATES PLLC	19,018.31	12
VAUGHAN BRADFORD A	17,985.34	34
WEST VIRGINIA UNIVERSITY MEDICAL CORPORATION	16,536.47	12
CLAYMAN & ASSOCIATES PLLC	16,431.49	7
FORENSIC PSYCHIATRY PLLC	15,211.23	12
JONES INVESTIGATIONS	15,164.99	8
PSYCHOLOGICAL CONSULTING INC	13,019.96	9
DECLUE GREGORY S	12,063.09	1

**WEST VIRGINIA PUBLIC DEFENDER SERVICES
 APPOINTED COUNSEL FEES AND EXPENSES PAID
 FISCAL YEAR 2010**

Appointed Counsel and Service Providers Separate

FORENSIC & CLINICAL PSYCHOLOGY ASSOCIATES PA	11,544.20	3
CLAY ROBERT L	9,917.45	3
WHITE ROBERT S	9,639.96	3
WRIGHT LACY W JR	9,240.08	1
TORSNEY JACK R JR	8,824.84	4
ELLEM JOHN N	8,789.04	1
COMBUSTION SCIENCE & ENGINEERING INC	8,554.93	1
RATLIFF DOUGLAS M	8,401.09	6
FOWLER DAVID R	7,998.54	1
GUERTIN STEPHEN R MD	7,946.47	2
WETTSTEIN ROBERT M MD	7,934.86	1
STEVENS DONALD R	7,677.50	9
COHEN JOSEPH I	7,525.00	1
BOSTIC STEVEN W	7,518.09	11
FREMOUW WILLIAM J	7,501.40	5
WYATT WILLIAM J	7,362.39	2
EASTERN PSYCHOLOGICAL SERVICES INC	6,801.48	9
CONRADI SANDRA EPSTEIN MD	6,572.00	2
CAPITOL CITY INVESTIGATIONS INC	6,438.18	9
THE ADVOCACY GROUP - TAG	6,161.84	10
PSYCHOLOGICAL HEALTH ASSOCIATES LTD	6,145.98	1
TENNENBAUM DAVID J	6,034.86	3
LANE DANNY INC	5,980.36	2
TASA GROUP INC	5,538.92	3
MILLER KENNETH L	5,305.65	12
FROST JAMES L MD	5,130.56	4
HENDERSHOT DEBRA A	4,955.33	11
MCGRAW PATRICIA ROMANO	4,644.68	1
STEWART ROBERT D	4,614.83	13
BISHOP GREGORY A	4,581.41	15
COOK INVESTIGATION SERVICE INC	4,520.82	1
EAKIN DONALD E JR	4,506.60	3
MACDONALD ROBERT J AGENCY INC	4,379.95	12
RINI GARY A	4,375.00	1
PATHWAYS PSYCHOLOGICAL CENTER LLC	4,300.00	3
MURPHY JANET	4,128.45	2
LABORATORY CORP OF AMERICA HOLDINGS	4,000.00	1
MOUNTAIN STATE PSYCHOLOGICAL SERVICES PLLC	3,904.49	5
DNA DIAGNOSTICS CENTER	3,685.42	3
DISCREET INQUIRIES INC	3,684.99	1
ZIEGLER LARRY F	3,654.60	3
BLAIR GERALD E JR	3,320.93	1
PRICE MICHAEL A	3,151.64	1

**WEST VIRGINIA PUBLIC DEFENDER SERVICES
 APPOINTED COUNSEL FEES AND EXPENSES PAID
 FISCAL YEAR 2010**

Appointed Counsel and Service Providers Separate

PETERS LARRY A INC	3,092.98	4
FERDA BRIAN T	3,057.50	4
HOWARD STEVEN	2,917.50	1
IVAUN BARBARA A	2,671.55	5
BEHAVIORAL SCIENCE ASSOCIATES INC	2,500.00	1
KHAN ASAD H	2,450.00	2
NATL MEDICAL SERVICES INC	2,434.73	1
WILLEY EDWARD N MD	2,431.60	1
BETLER JO ANN	2,399.23	2
COOK MARY K	2,398.15	5
MORGANTOWN PASTORAL COUNSELING CENTER INC	2,250.00	1
ERGOTEK INC	2,206.25	1
WEAVER DAVID E	2,025.00	1
GLANDEN NATHAN	2,019.37	3
OMALU BENNET I	2,000.00	1
FAMILY COUNSELING CONNECTION INC	1,995.00	2
ARTHUR DEBRA R	1,978.90	1
INTERNATIONAL DETECTIVE AGENCY CORPORATION	1,973.48	3
PATHOLOGY ASSOCIATES OF AMERICA INC	1,949.89	1
GAUJOT-TURNER CLAUDETTE M	1,940.40	4
INVESTIGATION DIVISION INC	1,782.94	2
KESSIS THEODORE D	1,756.59	2
MV ENGINEERING COMPANY	1,725.00	1
CAMPBELL GREGORY J	1,638.48	1
KININGHAM KINSLEY K	1,600.00	1
CASDORPH MARK N	1,575.00	1
GALAZNIK JOHN GILBERT	1,500.00	1
BROWNING MICHELLE L	1,477.81	1
HARRIS REBECCA R	1,410.08	3
NESTOR SCOTT L	1,287.00	1
KENNEDY CHANIN L	1,255.00	2
BAILEY BEHAVIORAL HEALTH INC	1,224.48	1
BRIDGEWATER COUNSELING SERVICES PC	1,200.00	1
GREENE JUDITH A	1,191.62	3
TATE COMMUNICATIONS LLC	1,180.33	1
PATTERSON PAMELA A	1,162.40	2
TRAINOR GREGORY E	1,093.75	1
MARSHALL MICHAEL J	1,053.15	1
JARRELL MAX L	1,025.00	1
TOMLIN NICHOLAS JOHN	1,023.65	2
FISH REPORTING SERVICES	1,004.30	1
ROWE WALTER F	1,002.60	1
BAKER EDWARD D	1,001.80	1

**WEST VIRGINIA PUBLIC DEFENDER SERVICES
 APPOINTED COUNSEL FEES AND EXPENSES PAID
 FISCAL YEAR 2010**

Appointed Counsel and Service Providers Separate

SHOCKLEY JERRY F	1,000.00	1
HULL DEBRA B PH D	918.36	1
SHENANDOAH VALLEY MEDICAL SYS INC	900.00	1
LYLE THOMAS & ASSOCIATES	839.50	1
JAMES RICHARD L	829.86	1
PSYCHCONSULTMD PLLC	812.50	1
HUESKE EDWARD E	800.00	1
JURAND JOSEPH A MD	800.00	1
SAAR TIMOTHY	800.00	1
PHOENIX PSYCHOLOGICAL COUNSELING ASSOC INC	780.00	3
HALL LAURA ANNE	724.34	1
KENT CARA L	720.00	1
RIGSBY MICHAEL E	701.29	1
LUNSFORD WILLIAM G	663.20	2
GOODWILL INDUSTRIES KYOWVA INC	659.75	1
SHAPIRO RAYMOND M	650.00	1
HALL JEANNE S	635.25	1
GREENBRIER COMMUNICATIONS INC	624.49	1
BLAKE KENNETH W	621.28	1
REMAX REAL ESTATE PROFESSIONALS	603.48	1
BROWN SUZANNE L	602.28	1
PETERS KELLY J	600.96	1
WILT MISTI D	589.05	1
COOPER GARY L	560.53	1
VINCENT SHARON L	546.69	2
HOLUB KAREN S	542.85	1
KOCHER HOLLY A	535.15	2
THE ADVANCED INVESTIGTIONS GROUP LLC	501.75	1
FULERO SOLOMON M PHD JD	501.25	1
PANHANDLE NEUROLOGY CENTER INC	501.18	2
NAZZARO DOLORES M	500.00	1
UNITED SUMMIT CENTER INC	500.00	2
JAWORSKI MICHELLE L	496.00	1
CLENDENIN-SHEETS CARRIE ANN	469.70	1
DAVIS KATHY J	462.00	1
SMITH CLARENCE T JR	454.70	1
MCMILLEN SHARON G MA PSYCHOLOGIST INC	450.00	1
BURGESS AMANDA J	409.25	2
YOUNG JEFFREY STEPHEN	400.00	1
OWENS ANNE R	388.85	1
HOME BASE INC	381.25	1
HERRON-RICE TRACY P	369.60	1
DAVIS CARLA Y	338.80	1

**WEST VIRGINIA PUBLIC DEFENDER SERVICES
 APPOINTED COUNSEL FEES AND EXPENSES PAID
 FISCAL YEAR 2010**

Appointed Counsel and Service Providers Separate

HUCKABEE DEREK C	338.15	1
YOUNG SHERI K	316.93	1
ARTONE CARMINE J	308.34	1
ACCORD PSYCHOLOGICAL SERVICES INC	305.76	1
HUDSON CLIFTON R	300.00	1
SIGLEY TERRY LAURITA	300.00	1
LECRON SUSAN SOMMER	298.50	1
MOUNTS MICHAEL E	283.25	1
DAISEY SHERI L	246.00	1
MEADOWS JENNIFER J	242.28	1
APPALACHIAN COMMUNITY HEALTH CENTER	168.09	1
BLOSSER JULIE A	120.64	1
GAGNON MARY J	103.95	1
SERVICE PROVIDER TOTAL	914,188.13	906
GRAND TOTAL	33,327,743.78	47,598

APPOINTED COUNSEL FEES & EXPENSES PAID BY PAYEE ALPHABETICAL ORDER

**WEST VIRGINIA PUBLIC DEFENDER SERVICES
 APPOINTED COUNSEL FEES AND EXPENSES PAID
 FISCAL YEAR 2010
 ALPHABETICAL ORDER**

PAYEE	VOUCHER TOTAL	# OF CLAIMS
A		
ABRAHAM & ILBERTON PLLC	5,464.42	22
ACCORD PSYCHOLOGICAL SERVICES INC	305.76	1
ACORD AMY A	335.17	1
ADAMS FISHER & CHAPPELL PLLC	16,651.05	3
ADAMS JOSEPH FRANKLIN	27,364.49	58
ALBERTY MICHAEL C	37,544.40	23
ALMASE MARIA L	2,088.20	2
AMBLER & DOTSON LC	192.00	1
ANDERSON CHARLES E	25,509.60	36
ANGOTTI & STRAFACE LC	5,809.53	31
APPALACHIAN COMMUNITY HEALTH CENTER	168.09	1
ARBUCKLE DOUGLAS H	135,831.97	158
ARNOLD & BAILEY PLLC	37,547.43	65
ARTHUR DEBRA R	1,978.90	1
ARTIS ROSLYN C	7,395.00	7
ARTONE CARMINE J	308.34	1
ASBURY MICHAEL W JR	6,319.81	5
ASHLEY ANITA HAROLD	28,284.51	104
ATHEY JOHN D	3,109.62	7
ATKINS JAMES B	58,617.70	47
ATKINS LAW OFFICE LC	50,756.48	66
AUCREMANNE JOSEPH	762.51	3
AVIS WITTEN & WANDLING LC	132,165.42	437
B		
BAGBY STEVE	14,864.49	4
BAILESS LAW PLLC	110,693.29	201
BAILEY & HOWARD PLLC	42,261.70	56
BAILEY & WYANT PLLC	2,084.50	1
BAILEY BEHAVIORAL HEALTH INC	1,224.48	1
BAILEY BRIAN W	127,851.23	178
BAILEY CHRISTINA M	10,685.28	21
BAILEY DENNIS R	111,495.06	123
BAILEY REGGIE R	9,492.88	21
BAILEY RILEY BUCH & HARMAN LC	12,047.12	5
BAILEY STULTZ OLDAKER & GREENE PLLC	8,110.36	8
BAKER & BROWN PLLC	2,975.69	19
BAKER EDWARD D	1,001.80	1
BALDWIN SHANNON L	42,670.80	96
BALGO & KAMINSKI LC	7,379.23	15
BALL GREGORY K	3,173.00	4
BALLARD KENNETH D	30,579.31	55

**WEST VIRGINIA PUBLIC DEFENDER SERVICES
 APPOINTED COUNSEL FEES AND EXPENSES PAID
 FISCAL YEAR 2010
 ALPHABETICAL ORDER**

B CONTINUED		
BARKER SHARON K	144,943.92	118
BARNABEI DAVID A	44,113.89	84
BARNETT KENNETH J PC	5,776.61	15
BARR JACK C	91,540.46	435
BARRAT ROBERT E	28,456.12	94
BARRY CHAD D LC	144,044.90	468
BAYLISS SHAWN D	178,563.95	214
BEAN & BEAN	31,694.75	56
BECK GARTH W	31,534.51	85
BEHAVIORAL SCIENCE ASSOCIATES INC	2,500.00	1
BELLOMY & TURNER LC	239,848.18	594
BENFORD LEE F II	179,305.15	107
BETLER JO ANN	2,399.23	2
BEVERIDGE BRENT E	30,283.43	61
BIDDLE JACQUELYN STOUT	38,463.41	17
BIGELOW BRIAN ELLIOTT	2,885.34	12
BISCHOFF DONALD K	92.93	1
BISHOP GREGORY A	4,581.41	15
BLACK ERIC S	4,080.60	1
BLAIR GERALD E JR	41,642.38	76
BLAIR GERALD E JR	3,320.93	1
BLAKE KENNETH W	621.28	1
BLEDSON CHRISTOPHER B	168,814.35	133
BLOSSER JULIE A	120.64	1
BLYLER HOWARD J	36,329.54	119
BODEN NEIL V	19,336.93	36
BOGARAD SHARON N	6,255.50	1
BOGGS PATRICK B	3,260.33	13
BONINSEGNA SANTE JR	17,200.12	27
BOOTEN RALPH LEE II	15,502.73	4
BOOTH & MCCARTHY	409.79	1
BOSTIC STEVEN W	7,518.09	11
BOTTNER KIRK H	46,807.66	50
BOUCHILLON CROSSAN & COLBURN LC	6,898.59	5
BOWERS JEFFREY S	20,990.82	21
BOWLES RICE MCDAVID GRAFF & LOVE	22,381.70	17
BRADLEY JAMES M JR	36,280.78	48
BRAGG STEVEN M	48,091.58	101
BRAMBLE CHARLES E III	31,413.96	5
BRANCAZIO HELEN M	320.22	2

**WEST VIRGINIA PUBLIC DEFENDER SERVICES
 APPOINTED COUNSEL FEES AND EXPENSES PAID
 FISCAL YEAR 2010
 ALPHABETICAL ORDER**

B CONTINUED		
BRECKINRIDGE DAVIS SPROLES & CHAPMAN PLLC	20,821.85	60
BREECE SUSAN PLLC	431.96	1
BREWER & GIGGENBACH PLLC	96,606.03	92
BRIDGEWATER COUNSELING SERVICES PC	1,200.00	1
BRIDI JOHN L	598.50	1
BRISCOE L SCOTT	110,837.99	128
BROOKS JOHN B	59,604.72	69
BROWN SUZANNE L	602.28	1
BROWN-BAILEY COLLEEN MICHELLE	6,652.45	7
BROWNING MICHELLE L	1,477.81	1
BRYAN CARSON N	41,088.75	112
BRYAN JOHN H	41,814.75	74
BRYANT CARL P	190,559.58	338
BUCK DALE LAW OFFICE OF PLLC	44,819.58	46
BUCY WINIFRED L	31,163.05	25
BULLMAN & BULLMAN	86,610.12	115
BURDETTE KRISTINE ADELE	55,065.56	125
BURGESS AMANDA J	409.25	2
BURLESON JOHN T	1,974.14	3
BURTON DEANDRA	22,883.34	20
BUSCH ZURBUCH & THOMPSON PLLC	22,473.43	12
BUSH FRANK P JR	426.64	3
BYRER F SAMUEL PLLC	16,743.89	13
BYRNE HEDGES & LYONS	45,070.01	34
C		
CABANISS MARK	241.10	1
CALHOUN JONATHAN M	1,333.25	6
CALLAGHAN & CALLAGHAN PLLC	47,323.17	40
CALLEN CHRIS F	19,656.78	7
CALLEN ELDON A	18,186.45	28
CALWELL WILLIAM S JR	1,702.69	3
CAMPBELL FLANNERY PC	4,299.52	12
CAMPBELL GREGORY J	1,638.48	1
CAPITOL CITY INVESTIGATIONS INC	6,438.18	9
CARBONE & BLAYDES PLLC	21,325.55	118
CAREY JAMES T	86,428.92	116
CAREY SCOTT DOUGLAS & KESSLER PLLC	6,144.67	1
CARL KEATON & FRAZER PLLC	59,650.11	143
CARR LAW OFFICES PLLC	85,414.18	137
CARRICO LAW OFFICES LC	2,415.41	2
CARROLL GALE E	24,531.06	19

**WEST VIRGINIA PUBLIC DEFENDER SERVICES
 APPOINTED COUNSEL FEES AND EXPENSES PAID
 FISCAL YEAR 2010
 ALPHABETICAL ORDER**

C CONTINUED		
CASDORPH MARK N	1,575.00	1
CASEY JAMES M	8,437.90	14
CASSIDY MYERS COGAN & VOEGELIN LC	20,351.06	7
CASTEEL & POLING PLLC	373,267.93	274
CASTO & CASTO LC	30,503.99	30
CHASE JOHN K IV	43,556.78	34
CHATTIN ANDREW B	40,031.24	57
CHILDLAW SERVICES INC	63,441.78	68
CHRIST KATRINA M LAW FIRM LC	8,612.50	21
CICCARELLO DEL GUIDICE & LAFON	63,648.42	108
CILIBERTI LAW OFFICE PLLC	26,754.29	50
CISCO-STURGELL KATHRYN	93,927.92	130
CLAGETT & TIPTON PLLC	3,038.98	1
CLARK JACKIE E II	5,450.31	8
CLARKE D RANDALL	21,873.40	30
CLAY ROBERT L	9,917.45	3
CLAYMAN & ASSOCIATES PLLC	16,431.49	7
CLENDENIN-SHEETS CARRIE ANN	469.70	1
CLIFFORD MICHAEL T	20,061.82	6
CLINE MICHAEL R ESTATE OF	37,084.00	98
CLYBURN BRENT A	93,476.85	59
COHEN JOSEPH I	7,525.00	1
COLLINS & COURTRIGHT	105,735.26	267
COLOMBO & STUHR PLLC	4,432.47	9
COLVIN NICHOLAS FORREST	141,983.08	141
COMBUSTION SCIENCE & ENGINEERING INC	8,554.93	1
CONAWAY & CONAWAY	21,885.05	60
CONNER APRIL D	12,645.85	36
CONRAD & CONRAD	68,506.10	42
CONRADI SANDRA EPSTEIN MD	6,572.00	2
CONWAY LAW OFFICE	112,269.72	353
COODE JAMES M	1,874.67	8
COOK & COOK	64,612.09	118
COOK INVESTIGATION SERVICE INC	4,520.82	1
COOK MARY K	2,398.15	5
COOKE MICHAEL P	194,447.46	245
COOPER GARY L	560.53	1
COREY DANIEL S	141,038.88	196
COSNER GAYNOR L III	32,082.14	194
COTTRELL PATRICK L	831.08	5
COURTRIGHT LAW OFFICES	96,918.30	237
COWDEN ALLISON ADYNIC	46,287.53	23

**WEST VIRGINIA PUBLIC DEFENDER SERVICES
 APPOINTED COUNSEL FEES AND EXPENSES PAID
 FISCAL YEAR 2010
 ALPHABETICAL ORDER**

C CONTINUED		
COX KEITH A	8,896.37	17
CRAIG A COURTENAY	4,784.21	4
CRICHTON & CRICHTON	110.00	1
CRISWELL & FRENCH PLLC	2,091.42	1
CURNUTTE FRANCIS III	49,835.30	19
CURNUTTE SCOTT A	43,603.97	80
CURRY & SWISHER PLLC	27,550.60	33
CURRY AMOS & ASSOCIATES LC	8,868.40	27
CURRY DENNIS H	23,847.36	6
CYRIL H WECHT & PATHOLOGY ASSOCIATES INC	23,225.00	4
CZARNIK RAYMOND T	7,212.17	16
D		
DAISEY SHERI L	246.00	1
DALBY NANCY A ATTY AT LAW PLLC	81,873.93	38
DALTON DEBRA L	2,049.81	5
DALTON MARSHA	77,071.35	117
DARLING KEITH A	2,710.52	4
DASCOLI CARL J JR	19,641.39	9
DAVIS CARLA Y	338.80	1
DAVIS GREGG PHILLIP	3,216.91	6
DAVIS KATHY J	462.00	1
DAVIS KEVIN P	4,000.00	1
DAVIS R STEPHEN	14,672.70	6
DAWSON DAVID	661.80	2
DEAK DAVID S	35,459.85	67
DEAN WILLIAM P	30,566.59	54
DECLUE GREGORY S	12,063.09	1
DEMOSS DAVID B	41,251.91	96
DEMPSTER BRIAN C	3,725.39	4
DEVALL OLIVIA S HARRIS	35,367.23	47
DILLON WELLS H	234,177.68	311
DINARDI PETER D	7,150.63	17
DINSMORE & SHOHL LLP	19,555.48	14
DISCREET INQUIRIES INC	3,684.99	1
DNA DIAGNOSTICS CENTER	3,685.42	3
DOOLEY KATHERINE L	2,077.92	6
DORSEY L RICHARD II	20,771.08	52
DOUGLASS ERNEST M	74,167.57	180
DRAKE THOMAS JASON	153,703.29	173
DRIVER CHARLES S III	23,651.81	40
DUFFY KEVIN C	79,433.27	46

**WEST VIRGINIA PUBLIC DEFENDER SERVICES
 APPOINTED COUNSEL FEES AND EXPENSES PAID
 FISCAL YEAR 2010
 ALPHABETICAL ORDER**

D CONTINUED		
DUNLAP ROBERT ESQ PLLC	11,312.27	19
DYER THOMAS G	24,666.74	25
E		
EACHUS MICHAEL N	63,647.56	98
EAKIN DONALD E JR	4,506.60	3
EASTERN PSYCHOLOGICAL SERVICES INC	6,801.48	9
EBY MICHELLE WIDMER	21,313.06	33
ECKERT SEAMANS CHERIN & MELLOTT LLC	2,503.00	1
EKENASI GEOFFREY I	31,993.46	27
ELING SHERRY S	1,417.65	6
ELLEM JOHN N	70,648.08	212
ELLEM JOHN N	8,789.04	1
ELSWICK SCOTT E LAW OFFICE OF LC	213.09	1
ERGOTEK INC	2,206.25	1
ERHARD CRAIG P	61,476.71	103
ESCUE LAW OFFICE CO	54,115.48	148
ESPOSITO MICHAEL A	3,592.25	5
EVANS THOMAS HANNA III	146,018.72	131
EVERETT MARK	18,346.84	30
F		
FAERBER KRISTOPHER	55,981.19	90
FAMILY COUNSELING CONNECTION INC	1,995.00	2
FARMER CLINE & CAMPBELL PLLC	451.50	3
FARNSWORTH MICHAEL D JR	55,655.41	40
FARRELL FARRELL & FARRELL PLLC	7,776.03	1
FAST THOMAS K	22,854.32	23
FERDA BRIAN T	3,057.50	4
FERGUSON LISA WEESE	123,004.50	169
FERRIS HOWARD M	88,845.35	187
FERRO & OLEJASZ	14,807.58	22
FIELDS DAN R	14,527.35	57
FILE PAYNE SCHERER & FILE	15,789.12	13
FISH REPORTING SERVICES	1,004.30	1
FISHER CONSTANCE J	13,857.63	41
FITTRO JONATHAN	69,917.83	67
FITZ STEPHEN S	114,159.89	104
FITZWATER KIMBERLY A	870.20	3
FITZWATER TRAVIS R	3,917.43	7
FLAHERTY SENSABAUGH & BONASSO PLLC	2,923.48	1
FLINCHUM R KEITH	174,999.62	169
FOLICKMAN PAMELA R LAW OFFICE OF	224,692.58	321

**WEST VIRGINIA PUBLIC DEFENDER SERVICES
 APPOINTED COUNSEL FEES AND EXPENSES PAID
 FISCAL YEAR 2010
 ALPHABETICAL ORDER**

F CONTINUED		
FOLWELL NORMAN L	17,548.28	118
FORBES WILLIAM C	37,616.72	49
FORBES WILLIAM J	52,686.45	51
FORD DAVID A	2,839.33	10
FORD KENNETH J	10,972.30	12
FORD LAW FIRM	114.16	2
FORDHAM GEORGE F JR	176.48	1
FORENSIC & CLINICAL PSYCHOLOGY ASSOCIATES PA	11,544.20	3
FORENSIC PSYCHIATRY PLLC	15,211.23	12
FORENSIC PSYCHOLOGY CENTER INC	66,872.76	34
FORESTER WILLIAM T	34,483.03	109
FORMAN ROGER D THE LAW OFFICE OF LC	1,820.67	7
FOWLER DAVID R	7,998.54	1
FRAGILE PAT C	13,376.50	9
FRANCIS ERIC M	8,571.29	1
FREEMAN & NIEZGODA PLLC	90,199.89	127
FREMOUW WILLIAM J	7,501.40	5
FRIEND & ROZAS LLC	11,925.15	26
FROBLE MICHAEL E	5,804.27	10
FROST JAMES L MD	5,130.56	4
FRUM RICHARD D	112.17	1
FUDA THOMAS L	77,640.36	82
FULERO SOLOMON M PHD JD	501.25	1
FULLEN FLOYD R	6,399.31	3
FURNER DEAN A ATTORNEY AT LAW PLLC	41,272.44	125
G		
GAGNON MARY J	103.95	1
GALAZNIK JOHN GILBERT	1,500.00	1
GALFORD RANDALL W	17,280.56	35
GALL D CONRAD	14,758.48	40
GARDNER GENE W	2,325.10	1
GARDNER LAW OFFICES PLLC	98.00	1
GARLOW RICHELLE KEENER	11,337.40	31
GARNES DESIREE LYNNETTE	44,827.70	39
GARREN LAW OFFICES LC	765.24	3
GARRETT & GARRETT	261,117.37	268
GARRETT LINDA NELSON PLLC	1,499.50	8
GAUDIO ROBERT J	4,211.39	9
GAUJOT-TURNER CLAUDETTE M	1,940.40	4
GEARY & GEARY LC	55,009.46	92
GENTILOZZI & ASSOCIATES PLLC	17,035.50	70

**WEST VIRGINIA PUBLIC DEFENDER SERVICES
 APPOINTED COUNSEL FEES AND EXPENSES PAID
 FISCAL YEAR 2010
 ALPHABETICAL ORDER**

H CONTINUED		
HARRIS CHRISTIAN R	45,193.57	49
HARRIS REBECCA R	1,410.08	3
HARSH LAW LC	116,827.64	166
HART DAVID W	26,984.48	46
HART KEITH W	15,914.32	16
HARVEY & JANUTOLO	105,305.00	47
HASSAN RONALD D	81,372.74	103
HATFIELD & HATFIELD PLLC	67,352.67	89
HATFIELD HARRY M	2,929.25	2
HATFIELD MCGINNIS E	15,993.80	3
HATFIELD RONALD K	1,955.32	3
HAUGHT IRA M	180,848.73	93
HAWKINS JAMES E JR	155,305.49	363
HAYDEN & HART PLLC	61,805.01	94
HAYES MORGAN B	132,275.57	83
HAYNIE BELINDA A	107,296.03	53
HAZARD SPRAGUE W LAW OFFICE OF LC	188.33	1
HEDGES JONES WHITTIER & HEDGES	15,483.30	20
HEISHMAN JAMES O	1,093.56	1
HENDERSHOT DEBRA A	4,955.33	11
HENRY JAMES R	12,893.04	11
HENRY REGINALD D	7,110.50	12
HERNDON STEPHEN D	46,636.03	38
HERRON-RICE TRACY P	369.60	1
HEWITT & SALVATORE PLLC	21,491.87	23
HICKS NATHAN A PLLC	17,061.84	9
HILL DAVID L	29,649.49	64
HILL JOHNSON KAREN L	55,074.89	104
HINKLE BRYAN S	59,600.66	90
HIVELY HERBERT L II	96,815.24	221
HOBBS MARK E	41,056.86	26
HODGES & CAMPBELL PC	47,507.26	83
HODGES & RIFFLE PLLC	42,047.27	76
HOLDERBY TERRANCE J	418.95	3
HOLICKER RICHARD E	74,184.94	112
HOLLANDSWORTH RICHARD W	85,781.99	53
HOLROYD FRED F III	74,779.62	104
HOLTZAPFEL LAW OFFICES PLLC	984.09	1
HOLUB KAREN S	542.85	1
HOME BASE INC	381.25	1
HOOSIER LAW FIRM PLLC	38,549.99	33
HOOVER JON D	34,937.80	34
HOOVER RANDY D	3,575.85	15
HOPKINS VIRGINIA JACKSON	16,315.16	9

**WEST VIRGINIA PUBLIC DEFENDER SERVICES
 APPOINTED COUNSEL FEES AND EXPENSES PAID
 FISCAL YEAR 2010
 ALPHABETICAL ORDER**

H CONTINUED		
HOUCK G TODD ATTORNEY AT LAW LC	24,099.73	47
HOWARD STEVEN	2,917.50	1
HOWLEY LOREN B	12,930.82	22
HUCKABEE DEREK C	338.15	1
HUDNALL MARK D	1,199.90	6
HUDSON CLIFTON R	300.00	1
HUESKE EDWARD E	800.00	1
HUFFMAN WILLIAM O	37,381.07	66
HUGHART KEVIN W	135,498.29	143
HULL DEBRA B PH D	918.36	1
HUMBERSON DON A	8,405.23	11
HUNTER J BURTON III	1,323.58	1
HUNTER STEVE ASSOCIATES LC	927.48	2
HYER & LITTLEPAGE	95,455.53	75
HYRE LAW OFFICE PLLC	10,328.53	14
I		
INTERNATIONAL DETECTIVE AGENCY CORPORATION	1,973.48	3
INVESTIGATION DIVISION INC	1,782.94	2
IVAUN BARBARA A	2,671.55	5
J		
JACKSON-GILLISON HELEN L	109,204.49	27
JACOVETTY GERALD G JR LC	226,258.42	629
JAMES DANIEL R	16,855.46	32
JAMES RICHARD L	829.86	1
JARRELL MAX L	1,025.00	1
JARRELL ROBERT STEPHEN	119,825.75	108
JAWORSKI MICHELLE L	496.00	1
JOHNSON MICHELLE	12,551.29	20
JOHNSTON HOLROYD & ASSOCIATES	201.15	2
JONES BENNY G	6,843.59	13
JONES GREGORY K	306.90	1
JONES INVESTIGATIONS	15,164.99	8
JONES STEVEN A LC	59,017.77	82
JUBA-PLUMLEY ROSALEE	36,941.83	48
JUDY & JUDY	37,025.99	110
JURAND JOSEPH A MD	800.00	1
JURCO JOHN M	21,170.55	10

**WEST VIRGINIA PUBLIC DEFENDER SERVICES
 APPOINTED COUNSEL FEES AND EXPENSES PAID
 FISCAL YEAR 2010
 ALPHABETICAL ORDER**

K		
KARICKHOFF DAVID	73,871.66	116
KARR DAVID JR	12,767.54	17
KARR THOMAS B	22,032.79	160
KATZ KANTOR & PERKINS	38,438.63	79
KATZ WORKING FAMILIES LAW FIRM LC	681.30	5
KAUFMAN & MCPHERSON PLLC	6,105.29	8
K CONTINUED		
KAYSER LAYNE & CLARK PLLC	34,658.66	47
KEATON CHRISTOPHER K	1,243.57	1
KEENAN & ASSOCIATES LC	9,090.91	18
KELLEY DAVID BATES	263,880.87	481
KELLEY DENNIS EDWARD	7,870.57	12
KENNEDY CHANIN L	1,255.00	2
KENT CARA L	720.00	1
KERN FRANKLIN W LC	6,897.50	28
KERNS TIMOTHY J	2,171.00	3
KESSIS THEODORE D	1,756.59	2
KHAN ASAD H	2,450.00	2
KIGER TIMOTHY R	48,867.71	126
KING WAYNE	44,935.49	36
KININGHAM KINSLEY K	1,600.00	1
KIRK THOMAS L	1,511.61	1
KLATT W HOWARD	40,960.34	30
KOCHER HOLLY A	535.15	2
KOHOUT EDWARD R	45,696.07	69
KOSTOL KAREN B	24,644.91	39
KRADEL PAUL F	35,564.47	10
KRATOVIL & AMORE PLLC	51,114.27	47
KRIEG FRED JAY PHD & ASSOCIATES PLLC	19,018.31	12
KRIVONYAK JOHN C	13,876.49	18
KROGER THOMAS W	46,302.12	100
KUPEC THOMAS W	34,058.06	40
KURELAC LAW OFFICE PLLC	238,265.13	189
L		
LA NEVE TODD F	514.45	5
LABORATORY CORP OF AMERICA HOLDINGS	4,000.00	1
LACARIA PHILIP A	91,644.49	83
LAISHLEY JOHN	87,791.19	67
LAMBERT SHERMAN L SR	520.09	1
LAMP PAT	358.82	1

**WEST VIRGINIA PUBLIC DEFENDER SERVICES
 APPOINTED COUNSEL FEES AND EXPENSES PAID
 FISCAL YEAR 2010
 ALPHABETICAL ORDER**

M CONTINUED		
MARTINO GARY J	28,689.18	56
MASON & MOORE	19,405.48	10
MAUSER BERNARD R	7,926.38	30
MAZZEI ROCCO E	173,541.02	132
MCCAMIC SACCO PIZZUTI & MCCOID PLLC	65,467.19	58
MCCOY JAMES A JR	44,076.89	47
MCCULLOUGH DAVID SHANE	100,342.44	151
MCCULLOUGH JUDITH A	126,285.13	123
MCDANIEL DON S	1,269.61	6
MCDERMOTT DANA P	12,254.20	1
MCFADDEN JEROME J	5,277.03	12
MCFARLAND JOSEPH W JR	119,188.35	214
MCGINLEY JENNIFER	33,246.29	31
MCGRAW PATRICIA ROMANO	4,644.68	1
MCGRAW WARREN R II	303,886.35	222
MCHUGH WILLIAMS PLLC	10,568.81	14
MCINTYRE RHONDA M	32,162.46	39
MCINTYRE-NICHOLSON RACHELLE D	22,805.96	40
MCLAUGHLIN & CARPENTER PLLC	2,306.78	11
MCMILLEN SHARON G MA PSYCHOLOGIST INC	450.00	1
MCMILLIAN MARK ATTORNEY AT LAW LC	5,426.27	1
MCNEER HIGHLAND MCMUNN VARNER LC	235,049.29	302
MCQUADE RUTH A	5,849.89	7
MEADOWS JENNIFER J	242.28	1
MENDELSON ANDREW	32,982.66	32
METZ TAMARA J	72,466.07	66
MICHAEL GREGORY G	74,973.45	210
MICHAEL NELSON M LC	58,277.22	192
MICHELS GARY L II	57,301.18	59
MIELKE WAYNE ROBERT	26,644.38	12
MILEY TIMOTHY R	886.18	2
MILLER & DRAKE LC	127,966.50	80
MILLER KENNETH L	5,305.65	12
MILLS & WAGNER PLLC	24,252.22	6
MIRHOSEINI DAVID C	338.00	1
MITCHELL JOHN R LC	3,585.20	18
MIZE LAW FIRM PLLC	5,472.87	14
MOFFATT CHRISTOPHER G	223,205.81	168
MOLESSA HEATHER IRELAND	10,736.23	14
MONTORO HARRY P LAW OFFICE OF PLLC	71,400.59	108
MOORE DAVID K	44,279.49	33
MOORE RICO R	1,613.15	1

**WEST VIRGINIA PUBLIC DEFENDER SERVICES
 APPOINTED COUNSEL FEES AND EXPENSES PAID
 FISCAL YEAR 2010
 ALPHABETICAL ORDER**

M CONTINUED		
MOOREHEAD CHRISTOPHER S	27,161.73	48
MORAN CATHERINE JANE	942.40	3
MORGAN DENNIE S JR	29,517.26	20
MORGAN E LAVOYD JR	72,485.58	40
MORGAN EDWARD WARD	23,134.66	37
MORGAN THEODORE E	29,657.28	21
MORGAN TONY	35,978.18	45
MORGANTOWN PASTORAL COUNSELING CENTER INC	2,250.00	1
MORRIS GARY W II	810.10	1
MOSES JOSEPH J	123,359.87	58
MOUNTAIN STATE PSYCHOLOGICAL SERVICES PLLC	3,904.49	5
MOUNTAINEER LEGAL SERVICES PLLC	258,686.11	335
MOUNTS MICHAEL E	283.25	1
MOYE DAVID O	15,001.36	33
MOYE LISA M	8,795.93	11
MULLENS SHARON M	934.84	1
MULLINS CHARLES B II	444,121.23	255
MUNOZ A JOSEPH	118,919.36	99
MURPHY JANET	4,128.45	2
MURPHY S SEAN	27,146.91	47
MUSGRAVE RAYMOND G	64,074.45	121
MV ENGINEERING COMPANY	1,725.00	1
MYERS JESSICA E	53,747.12	66
N		
NANNERS & WILLETT LC LAW OFFICES OF	291,887.93	349
NATL MEDICAL SERVICES INC	2,434.73	1
NAVY L VICTOR	77,882.01	98
NAZZARO DOLORES M	500.00	1
NEISWONGER & WHITE	153,134.27	434
NESSSEL KERRY A	180,832.39	203
NESTOR JASON A	1,836.01	2
NESTOR SCOTT L	1,287.00	1
NESTOR WILLIAM T	72,321.43	111
NEW STEPHEN P LC	14,410.00	13
NICHOLS & SKINNER LC	4,964.82	3
NOEL WILLIAM C JR	7,042.40	8
NOGAY CATHRYN A	75,853.69	31
NOONE ROBERT T	50,778.34	26
NOVOBILSKI JEROME R	5,853.37	13

**WEST VIRGINIA PUBLIC DEFENDER SERVICES
 APPOINTED COUNSEL FEES AND EXPENSES PAID
 FISCAL YEAR 2010
 ALPHABETICAL ORDER**

O		
OGLE CANDACE L	22,100.32	156
OHIO VALLEY LAW CENTER PLLC	596.39	3
OMALU BENNET I	2,000.00	1
OOTEN GRAYDON C JR	22,803.05	27
ORNDORFF & HATFIELD ATTY AT LAW	44,557.65	65
ORNDORFF DAVID L	126,027.39	163
ORTEZA AILYNN MAE	62,381.47	26
OSHOWAY F JOHN	101,727.89	181
OURS JOHN G	15,020.02	38
OWENS ANNE R	388.85	1
P		
PANCAKE F CODY III	60,406.48	131
PANEPINTO MARK D	24,385.30	34
PANHANDLE NEUROLOGY CENTER INC	501.18	2
PARKULO JOHN F	21,267.85	31
PARMER LAW OFFICE	76,731.64	123
PARTAIN GEORGE L	124,753.38	287
PATHOLOGY ASSOCIATES OF AMERICA INC	1,949.89	1
PATHWAYS PSYCHOLOGICAL CENTER LLC	4,300.00	3
PATTERSON CLAYTON W	1,750.90	5
PATTERSON PAMELA A	1,162.40	2
PATTERSON THOMAS K A LEGAL CORP	2,205.25	8
PATTON ANDREW C	24,531.24	33
PAYNE WILBERT A	20,122.01	65
PELLEGRIN MARK P	10,107.00	26
PENNINGTON DEANNA L	30,906.79	58
PENNINGTON WILLIAM L	60,019.82	76
PERRY DAVID D	2,955.56	2
PETERS KELLY J	600.96	1
PETERS LARRY A INC	3,092.98	4
PEYTON HARVEY D	38,936.14	42
PHILLIPS GARDILL KAISER & ALTMAYER	5,637.90	5
PHILLIPS P TODD	35,275.09	41
PHOENIX PSYCHOLOGICAL COUNSELING ASSOC INC	780.00	3
PIERSON STEFANI A	2,187.33	3
PLEASANTS LAW FIRM PLLC	2,778.03	2
POLAND ERNEST L JR	10,125.25	57
POMEROY LAW OFFICE PLLC	9,935.05	18
POSTALWAIT KEVIN B	27,014.02	56
POWELL & MAJESTRO PLLC	14,452.71	18

**WEST VIRGINIA PUBLIC DEFENDER SERVICES
 APPOINTED COUNSEL FEES AND EXPENSES PAID
 FISCAL YEAR 2010
 ALPHABETICAL ORDER**

P CONTINUED		
POWELL CAROLINE STAFFORD	22,083.89	32
POWELL ERIC K	144,708.35	324
POWELL JAMES CORBLEY	13,913.98	17
PRALL THOMAS J	70,364.46	171
PRATT LENA D	36,661.75	80
PRENTICE TIMOTHY H	69,890.12	158
PRESTON & WEESE LC	24,444.54	18
PRICE DONNA M	203.26	1
PRICE LOUIE T	52,963.10	46
PRICE MICHAEL A	3,151.64	1
PRIMARY PSYCHOLOGICAL CARE PLLC	32,912.51	15
PRITT & PRITT PLLC	7,099.54	23
PRITT LAW OFFICE	18,335.84	52
PROSERVICIO INC	3,836.33	4
PSYCHCONSULTMD PLLC	812.50	1
PSYCHOLOGICAL CONSULTING INC	13,019.96	9
PSYCHOLOGICAL HEALTH ASSOCIATES LTD	6,145.98	1
PULLIN FOWLER FLANAGAN BROWN & POE PLLC	100,136.39	316
PYLES TURNER & MICK LLP	43,432.26	86
R		
RADCLIFF PATRICK N	6,688.09	4
RADCLIFF PLLC	6,454.38	2
RADMAN SCOTT S	100,052.78	238
RANDOLPH D KEITH LAW OFFICE PLLC	50,206.82	136
RATLIFF DOUGLAS M	8,401.09	6
RAY WINTON & KELLEY PLLC	3,437.36	2
REBROOK EDWARD E III	174,605.45	206
REDDING ROBERT S	4,644.58	3
REDMAN PAYNE & MULDOON PLLC	81,971.67	86
REED KIMBLE PLLC	13,056.34	10
REEDER & DUNHAM PLLC	19,152.11	29
REEDER JOSEPH K	34,045.74	40
REES JAMES B	49,416.01	74
REESE PAUL K	4,994.22	9
REMAX REAL ESTATE PROFESSIONALS	603.48	1
REYNOLDS & ASSOCIATES PLLC	13,396.82	9
RIBEL KATICA	41,591.85	132
RICE WILLIAM T	96,882.19	58
RICH JAMES B III	6,805.14	2
RICHARDSON & DAVIS	19,287.92	64
RICHARDSON DON R ASSOCIATES INC	24,126.40	3

**WEST VIRGINIA PUBLIC DEFENDER SERVICES
 APPOINTED COUNSEL FEES AND EXPENSES PAID
 FISCAL YEAR 2010
 ALPHABETICAL ORDER**

R CONTINUED		
RICHARDSON RICHARDSON & CAMPBELL	37,704.22	100
RICHARDSON ROBERT E	59.62	1
RIGSBY MICHAEL E	701.29	1
RINGER DARRELL	8,713.56	2
RINI GARY A	4,375.00	1
RISOVICH FRED II	11,019.26	18
RIST LAW OFFICES	41,014.22	46
ROAHRIG RANDAL W	26,940.29	64
ROBINSON & MCELWEE	9,923.98	5
RODGERS JEFFREY S	64,049.11	98
RODRIGUEZ VANESSA LYNN	1,919.22	14
ROKISKY JEFFREY J	13,073.16	10
ROLL W DAN	93,531.92	161
ROLLINS CHARLES MATTHEW	10,577.10	21
ROLLO EDMUND J	37,777.18	42
ROLLO LANCE E	47,836.77	69
ROMAIN JULIE GOWER	15,157.03	67
ROOP & SMITH LAW OFFICE PLLC	3,388.22	4
ROSE JOAN A	14,310.26	6
ROSENLIEB DUANE C JR	131,124.81	146
ROSINSKY LAW OFFICE LC	41,527.60	26
ROSS THOMAS R II	2,614.29	11
ROSSI RONALD S	2,892.25	7
ROTH LEGAL SERVICES LC	94,976.70	132
ROWE WALTER F	1,002.60	1
RUCKMAN TIMOTHY R	1,425.00	2
RUMORA & RUMORA LC	11,920.00	14
RUMORA RONALD J	48,076.73	75
RUNDLE & RUNDLE LC	30,766.09	55
RUNDLE JULIET WALKER	25,805.30	47
RUTH RYAN MICHAEL	71,544.82	76
RYAN A J	1,425.50	1
RYAN KOURTNEY A	348,469.50	83
RYAN WILLIAM D	1,416.47	3
RYMER & FURBEE	11,964.23	25
S		
SAAD ABRAHAM J	1,006.34	4
SAAR TIMOTHY	800.00	1
SAFFER MARTIN V	27,323.70	33
SAL NATALIE J	24,164.33	22
SALMONS RONALD G ATTORNEY AT LAW PLLC	33,044.56	51

**WEST VIRGINIA PUBLIC DEFENDER SERVICES
 APPOINTED COUNSEL FEES AND EXPENSES PAID
 FISCAL YEAR 2010
 ALPHABETICAL ORDER**

S CONTINUED		
SAMMONS OLIVERO & PARASCHOS PLLC	23,872.25	16
SANDERS AUSTIN FLANIGAN & FLANIGAN	58,715.27	64
SANTER & SANTER	50,191.88	102
SAVILLE ROYCE B	28,494.61	113
SCALES CINDA L	7,382.68	17
SCHARF WILLIAM H	3,920.82	3
SCHEETZ CHRISTOPHER A	75,450.36	158
SCHILLACE GREGORY H	348.74	2
SCOTT JOHN A	3,065.73	17
SELDEN LAW OFFICES LC	32,122.01	41
SELLARO AMBER URTSO	9,888.11	18
SHAFFER & SHAFFER	29,285.83	30
SHAPIRO RAYMOND M	650.00	1
SHARLEY MICHAEL J	20,581.36	33
SHAW & TATTERSON LC	45,570.95	132
SHAY DANA R	80,987.16	94
SHENANDOAH VALLEY MEDICAL SYS INC	900.00	1
SHERMAN LAWRENCE E JR LC	157,184.17	262
SHOCKLEY JAMES B	23,066.38	36
SHOCKLEY JERRY F	1,000.00	1
SHOUGH SCOTT A	116,118.58	189
SHUCK LE ANN A	934.68	1
SIGLEY TERRY LAURITA	300.00	1
SIMMERMAN LAW OFFICE PLLC	8,570.57	6
SIMMONS & SIMMONS LC	9,466.70	17
SIMMONS EUGENE M	34,220.37	36
SIMMONS HUNTER D	152,208.27	555
SIMMS MICHAEL	30,386.38	46
SIMS DAVID A LAW OFFICES PLLC	31,425.92	31
SINKKANEN DREAMA D	90,779.02	157
SIRK TIMOTHY M	7,011.84	11
SISCO EUGENE JR	13,328.27	22
SKAGGS G ERNEST	300,676.03	238
SKEEN KENNAD LEE II	39,676.30	31
SKLAVOUNAKIS GERASIMOS	67,606.03	25
SMITH & SCANTLEBURY LC	83,644.77	139
SMITH CLARENCE T JR	454.70	1
SMITH CLINTON W	7,084.20	32
SMITH COURTLANDT	5,066.05	13
SMITH GREG K	3,033.02	8
SMITH JAMES E II	9,157.45	10
SMITH LILLY & BALL PLLC	69,109.26	49
SMITH MARGARET D	5,697.11	5
SMITH MCMUNN & GLOVER PLLC	6,168.18	8

**WEST VIRGINIA PUBLIC DEFENDER SERVICES
 APPOINTED COUNSEL FEES AND EXPENSES PAID
 FISCAL YEAR 2010
 ALPHABETICAL ORDER**

S CONTINUED		
SMITH MICHAEL CLAY	44,126.54	62
SMITH RICHARD D JR	1,022.74	3
SMITH S F RAYMOND	4,299.06	11
SNYDER & HASSIG	54,738.05	39
SOLOMON ALEXANDRIA A	1,026.16	2
SPARACINO ANTHONY J JR	4,653.42	9
SPAULDING BERNARD L	5,866.85	3
SPEARS JASON M	18,489.13	20
SPONAUGLE & SPONAUGLE	60,361.06	105
SPONAUGLE KEVIN C	36,874.86	36
SPURLOCK JAMES E	2,911.85	5
STACY MELISSA K	1,096.51	2
STANTON G PATRICK JR	11,557.83	22
STANTON SHIRLEY J	7,107.34	13
STAPLETON LAW OFFICES LC	2,881.50	1
STARCHER & FRUM PLLC	232,174.99	331
STEIN RONALD F JR	15,114.89	57
STEPHENS GLORIA M	60,767.26	64
STEPHENS JENNIFER L	36,310.14	31
STEPTOE & JOHNSON	38,291.82	52
STEVENS CHARLES JEFFREY	11,242.94	10
STEVENS DONALD R	7,677.50	9
STEWART JOYCE E	10,880.21	13
STEWART ROBERT D	4,614.83	13
STOBBS R RUSSELL	109,009.86	127
STOLLINGS HARLEY E	15,837.10	29
STONE ROBERT C JR	24,789.90	27
STURM & STURM	16,811.75	39
STURM HEIDI M GEORGI	26,877.45	49
STURM JOSHUA PAUL	21,329.32	29
SULLIVAN JESSICA A	68,429.44	92
SUMMERS WILLIAM B	391,928.95	711
SUPPLE LAW OFFICES PLLC	33,312.67	89
SUTTON & JANELLE PLLC	12,164.19	28
T		
TABOR LINDSAY & ASSOCIATES PLLC	712.79	6
TASA GROUP INC	5,538.92	3
TATE COMMUNICATIONS LLC	1,180.33	1
TATE REBECCA L	4,154.16	6
TAYLOR DANIEL D	272.00	1
TAYLOR PAUL G	30,418.46	31

**WEST VIRGINIA PUBLIC DEFENDER SERVICES
 APPOINTED COUNSEL FEES AND EXPENSES PAID
 FISCAL YEAR 2010
 ALPHABETICAL ORDER**

T CONTINUED		
TAYLOR SHAWN PLLC	1,271.50	1
TENNANT DONALD J JR	9,930.82	1
TENNENBAUM DAVID J	6,034.86	3
THE ADVANCED INVESTIGTIONS GROUP LLC	501.75	1
THE ADVOCACY GROUP - TAG	6,161.84	10
THOMAS SHANNON R	1,122.75	1
THOMPSON & PARDO PLLC	2,416.99	4
THOMPSON & WEATHERHOLT PLLC	8,218.97	5
THOMPSON JOHN M JR	73,538.90	144
THOMPSON LAW OFFICE PLLC	2,416.50	9
THOMPSON LOUDOUN L	6,756.99	32
THORN LAW OFFICES	101,558.11	87
THORN MATTHEW T	5,746.39	9
THORNE STEVEN M	66,969.22	164
THORNTON CHRISTOPHER ALLEN	144,772.05	428
TICHENOR TERRI L	60,918.29	102
TIPTON KEVIN T	34,502.48	63
TISSUE PHILIP J	18,586.62	31
TOMLIN NICHOLAS JOHN	1,023.65	2
TORRES GEORGE M	64,607.33	129
TORSNEY JACK R JR	8,824.84	4
TRAINOR GREGORY E	1,093.75	1
TREADWAY JOHN H JR	46,016.29	82
TREMBLE TANYA PARTEE	1,478.85	5
TRIPLETT & TRIPLETT LC	5,345.33	15
TRI-S INVESTIGATIONS INC	133,494.64	304
TROISI JOSEPH G	67,027.93	116
TUCKER GREGORY A	16,071.71	46
TURNER & JOHNS PLLC	2,368.54	14
TURNER MICHAEL	14,150.54	40
TYREE EMBREE & ASSOCIATES PLLC	34,324.79	65
TYSON DAVID R	186,837.46	322
U		
UNITED SUMMIT CENTER INC	500.00	2
V		
VAN ZANT SUSAN J LC	31,390.96	35
VANMETER LERA K	3,122.21	2
VANNOSTRAND & MORTON	108,938.07	182
VAUGHAN BRADFORD A	17,985.34	34

**WEST VIRGINIA PUBLIC DEFENDER SERVICES
 APPOINTED COUNSEL FEES AND EXPENSES PAID
 FISCAL YEAR 2010
 ALPHABETICAL ORDER**

V CONTINUED		
VICKERS JEREMY T	421,506.54	311
VICTOR VICTOR & HELGOE LLP	252,796.61	254
VINCENT SHARON L	546.69	2
VITAL RICHARD L	14,991.24	22
W		
WALKER JAMES A	23,852.78	24
WALKER LELA	13,293.46	52
WALL RANDALL D	56,996.13	253
WALLACE LAW OFFICES LC INC	1,724.24	1
WALLACE MICHAEL K	97,032.24	161
WALTERS KRAUSKOPF & BAKER	50,585.63	89
WARMAN CHERYL L	28,269.80	39
WATERS WARNER & HARRIS PLLC	11,945.07	9
WAUGH BRENDA	4,889.18	1
WEATHERHOLT JEFF ATTORNEY PLLC	7,366.66	22
WEAVER DAVID E	2,025.00	1
WEBB DAVID HAMILTON	69,776.13	132
WEBB EUGENE E III	11,715.93	19
WEBB-RUMORA MARSHA	11,949.00	30
WEBER & WEBER	4,237.17	12
WEESE HEATHER M LAW OFFICE OF PLLC	60,572.47	84
WEESE ROGER R	55,485.01	76
WEESE TRACY	31,417.86	23
WEST & JONES	24,269.88	35
WEST CHARLES STANFORD	408.96	1
WEST STEPHEN BROOKS II	4,906.70	7
WEST VIRGINIA UNIVERSITY MEDICAL CORPORATION	16,536.47	12
WESTON LAW OFFICE	57,006.67	84
WETTSTEIN ROBERT M MD	7,934.86	1
WHITE ANGELA M	18,544.19	28
WHITE BRUCE M LAW OFFICE LC	1,998.56	4
WHITE KEITH	120,207.42	194
WHITE MAX H PLLC	76,410.68	236
WHITE ROBERT S	9,639.96	3
WHITE THOMAS E	11,641.99	11
WHITE THOMAS W THE LAW OFFICE OF PLLC	4,252.93	5
WHITEMAN BURDETTE PLLC	121,307.29	247
WHITEMAN FRANCES C	48,817.16	63
WHITT MICHAEL R	47,288.05	21
WIEDEL DIANA CARTER	151,961.43	142
WILCHER GEOFFREY S	65,475.08	83

**WEST VIRGINIA PUBLIC DEFENDER SERVICES
 APPOINTED COUNSEL FEES AND EXPENSES PAID
 FISCAL YEAR 2010
 ALPHABETICAL ORDER**

W CONTINUED		
WILDMAN ERIC KEITH	17,301.36	41
WILEY STEVEN B	1,941.12	8
WILLEY EDWARD N MD	2,431.60	1
WILLIAMS JOHN E JR	206,533.35	139
WILLIAMSON MAGANN & GURGANUS PLLC	91,157.68	97
WILLS MARK E	4,271.93	4
WILMOTH DAVID H LC	60,871.25	109
WILSON & SHIELDS LC	1,336.76	1
WILSON CHRISTOPHER M LAW OFFICE PLLC	64,644.78	99
WILT MISTI D	589.05	1
WINDOM RODNEY C	152,575.60	157
WINTER KURT J	11,470.36	27
WINTERS JOSHUA MINGO	952.24	2
WITT RICHARD C	17,627.44	34
WOELFEL & WOELFEL LLP	17,252.56	8
WOLFE DORWIN J LC INC	10,679.01	9
WOODS FRED B	32,413.31	43
WOODS JEFF C	21,895.06	36
WOOTON LAW FIRM	10,499.26	24
WORKMAN MARGARET LAW LC	814.51	1
WRIGHT LACY W JR	24,875.22	31
WRIGHT LACY W JR	9,240.08	1
WYATT WILLIAM J	7,362.39	2
Y		
YEAGER JOHN R JR ESTATE OF	115,820.13	83
YOUNG JEFFREY STEPHEN	400.00	1
YOUNG SHERI K	316.93	1
YOUNG WILLIAM PRENTICE	132,352.90	36
YOUNGER C CHRISTOPHER	12,600.84	8
Z		
ZERBE CARTER & ASSOCIATES PLLC	6,419.98	23
ZIEGLER LARRY F	3,654.60	3
ZIMAROWSKI JAMES B ESQ	7,709.80	14
GRAND TOTAL	33,327,743.78	47,598

