

WEST VIRGINIA PUBLIC DEFENDER SERVICES

ANNUAL REPORT
FISCAL YEAR 2004-2005



JOHN A. ROGERS
EXECUTIVE DIRECTOR

Table of Contents

Introduction	1
Appointed Counsel System	2
The Public Defender Corporation System	3
The Criminal Law Research Center	6
The Appellate Advocacy Division	7
Accounting and Voucher Processing Division	7
Administration/Public Defender Operations Division	8
Employee Listing	9
Financial Data	10
Statistical Information	15
Appointed Counsel	16
Public Defender Corporations	18
Appendix A: Appointed Counsel Statistical Information	19
Summary Report	20
Average Cost by Case Type	25
Appointed Counsel Hours Paid	31
Appointed Counsel Fees Paid	37
Appointed Counsel Expenses Paid	44
Appointed Counsel Expenses Paid by Category	51
Direct Expense Claims Paid	58
Appointed Counsel Hours In Court/Out of Court Paid	64
Appointed Counsel Claims Paid	70
Average Costs by Primary Charge	76
Appendix B: Public Defender Corporations Statistical Information	80
Boards of Directors Chairpersons	81
Cash Disbursements for Corporations	83
Public Defender Hours Worked	84
Public Defender Hours In Court/Out of Court	91
Public Defender Cases Represented, Opened, and Closed	99
Appendix C: Appointed Counsel/Public Defender Comparisons	109
Appendix D: Appointed Counsel Index Payee Totals for FY2005	171

Introduction

Pursuant to the requirements of West Virginia Code §5-1-20, Public Defender Services, an agency of the Executive Branch, submits this report for fiscal year 2004-2005 to his Excellency, Governor Joe Manchin and to the West Virginia Legislature. This report describes the agency's activities during fiscal year 2004-2005.

Public Defender Services, originally Public Legal Services Council, was established July 1, 1981, by WV Code §29-21-1, et seq., and given the responsibility for administering the provision of legal representation to indigent persons as required by the Sixth Amendment to the United States Constitution and by Article III, Section 14 of the West Virginia Constitution. The Executive Director, appointed by the Governor, by and with the advice and consent of the West Virginia Senate, is responsible for the administration of the appointed counsel system; the Public Defender Corporation system; the Public Defender Services appellate division; and the Criminal Law Research Center within Public Defender Services.

Although local practices vary widely, for billing and statistical purposes, PDS defines a "case" as any matter, regardless of how it initially arose, which is resolved in one proceeding or a closely related series of proceedings. Because separate case numbers may be assigned when charges are first brought, one "case" for our purposes may be assigned several case numbers in magistrate or circuit court.

In the interest of accurate reporting, both private counsel and Public Defender data are shown in a variety of ways. Although the two systems cannot be compared precisely it is absolutely clear by any measure that Public Defender operations have been more cost effective since 1990 and opposition to more offices is counter to the financial interests of the State of West Virginia.

Appointed Counsel System

The appointed counsel system is comprised of private attorneys and operates in all 55 counties of West Virginia. Approximately 800 private counsel and service providers are reimbursed annually by Public Defender Services for fees and expenses incurred in the representation of indigents in criminal matters.

In December, 1987, Millard Jewell, a Mingo County attorney whose case load was composed of 30 percent appointed cases, filed suit in the West Virginia Supreme Court. The Court appointed a Special Master and evidentiary hearings were held at three locations in the state. In July, 1989, the Court found certain aspects of the indigent defense system unconstitutional. The Court required the Legislature to increase appointed counsel rates from \$20/\$25 per hour to \$45/\$65 per hour, and to raise the fee cap to \$3,000. During the 1990 Regular Session of the Legislature, these mandates were enacted into WV Code §29-21-13a and became effective July 1, 1990. This action more than doubled the costs of the appointed counsel system.

Using appropriated, re-appropriated, and supplemental funds for fiscal year 2004-2005, Public Defender Services processed **\$15,736,944** in payments for **25,508** claims by appointed counsel and other providers. Because all funds were exhausted, these figures represent only 11.25 months of invoice processing. Unpaid claims were estimated to total \$6.2 million dollars. The average hourly appointed counsel cost was **\$54.53** and the average appointed counsel cost per claim was **\$616.94**. Appointed counsel statistical information is found in **Appendix A**.

The Public Defender Corporation System

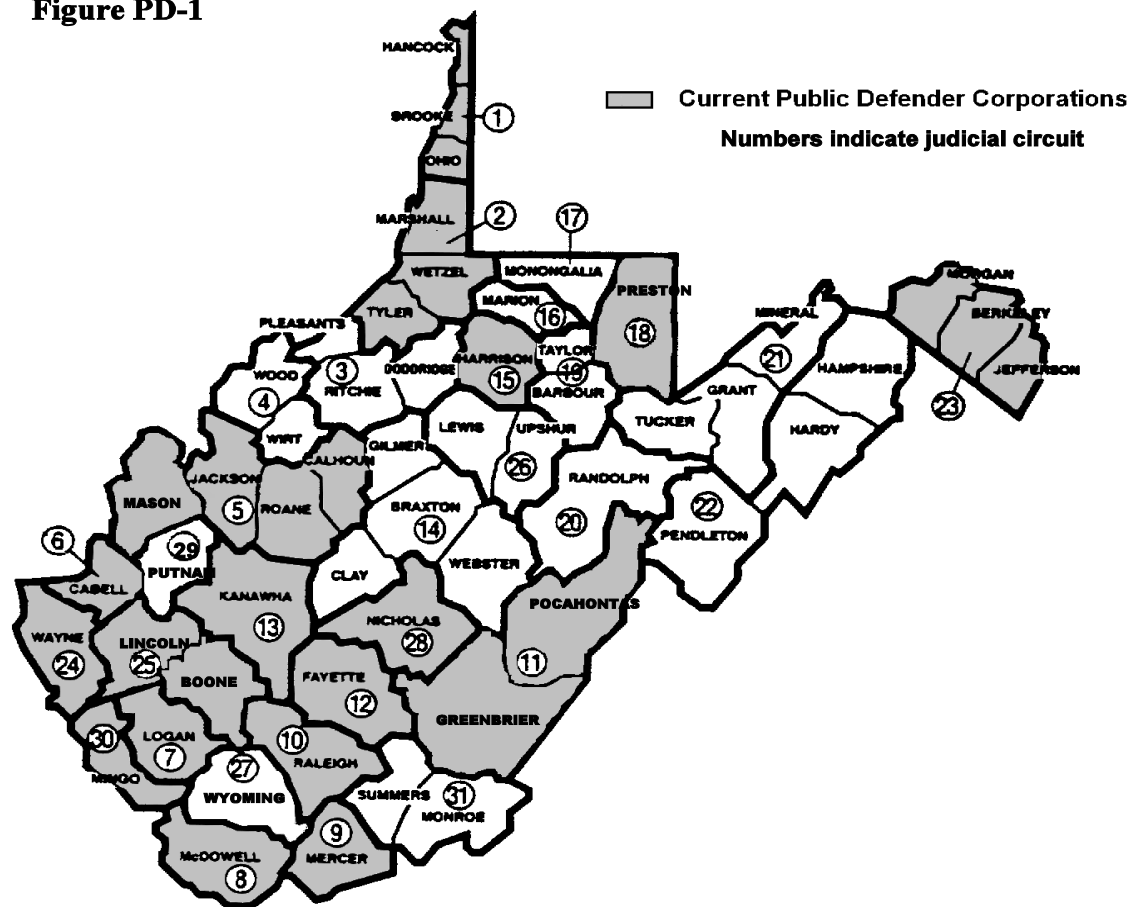
The Public Defender Corporation system is an efficient, cost-effective alternative to the appointed counsel system. As specialists in criminal law, Defenders do not need to research issues as often as private counsel who only occasionally do criminal work. In addition, Public Defenders do not charge an hourly rate so they are not paid extra for travel time or for time awaiting hearings. Each office operates as a non-profit corporation with its own board of directors. Each Corporation receives all its funding from Public Defender Services.

Prior to fiscal year 1990-1991, Public Defender Corporation offices operated in the 2nd, 10th, 23rd/31st (combined), and 28th Judicial Circuits. During fiscal year 1989-1990, the 1st, 8th, 12th, 13th, and 30th Circuits opened Public Defender offices. In fiscal year 1990-1991, the 7th and 9th Circuit offices opened. In fiscal year 1993-1994, the 15th Circuit office opened. In fiscal year 1994-1995, the 6th and 24th Circuit offices opened. In fiscal year 1995-1996, the 5th Circuit offices opened. In fiscal year 1999-2000, the 11th and 25th Circuit offices opened, and, in FY 2000-2001, the 18th Circuit office opened.

The 1st Circuit offices are located in Wheeling and Weirton; the 2nd Circuit, in Moundsville; the 5th Circuit, in Ripley and Spencer; the 6th Circuit, in Huntington; the 7th Circuit, in Logan; the 8th Circuit, in Welch; the 9th Circuit, in Princeton; the 10th Circuit, in Beckley; the 11th Circuit, in Lewisburg and Marlinton; the 12th Circuit, in Fayetteville; the 13th Circuit, in Charleston; the 15th Circuit, in Clarksburg; the 18th Circuit, in Kingwood; the 23rd Circuit, in Martinsburg and Charles Town; the 24th Circuit, in Wayne; the 25th Circuit, in Madison and Hamlin; the 28th Circuit, in Summersville; and the 30th Circuit, in Williamson. When fully staffed, the system employs 116 attorneys and 74 staff employees. **Figure PD-1** shows the circuits and counties that currently have Public Defender Corporations.

During fiscal year 2004-2005, the Corporations provided representation in **32,929** judicial proceedings; pursuant to contracts, Public Defender Services issued disbursements totaling **\$12,773,436** for Public Defender Corporations. The average hourly cost was **\$57.94** and the average cost per case represented was **\$387.91**. Full Public Defender statistical, grant, and board composition information can be found in **Appendix B**.

Figure PD-1



Note: Public Defender Corporations are established in each Judicial Circuit per WV Code §29-21-1, et seq. After the 5th Circuit Corporation offices were opened, Mason County was added to that Circuit. Currently PDS is enjoined from opening an office in Mason County.

The Criminal Law Research Center (3 employees)

By statute the Research Center is charged with producing legal materials useful to West Virginia criminal law practitioners. Publications include:

1. The Criminal Law Digest, summarizing WV Supreme Court Opinions;
2. Jury Instructions Manual (6th Edition);
3. Criminal Defense Motion Manual;
4. Quarterly newsletter, including U.S. and WV cases and commentary along with other related matters;
5. Regular e-mail alerts of recent cases.

These publications save time for practitioners as well as money for the State by eliminating unnecessary research billing by private attorneys; they are available for minimal cost in CD-Rom and printed versions and are free on the WVPDS website www.wvpds.org.

In Fiscal Year 2005, the Criminal Law Research Center also presented several continuing legal education seminars at Wheeling, Morgantown, and Martinsburg. The CLRC also sponsored the Annual Public Defender Conference, held in June 2005 at Snowshoe Resort in Pocahontas County. All of these sessions were open to full-time public defenders and court-appointed attorneys and provided continuing legal education to approximately 305 attorneys. These seminars were provided at no cost or low cost to attendees.

The CLRC also sponsored a New Attorney Training in February, 2005 designed to assist new attorneys in full-time public defender positions and a number of in-house CLE programs for full-time public defenders and appellate attorneys. The CLRC maintains a video library of each of these sessions and of sessions from past fiscal years available to practitioners at minimal cost.

The Appellate Advocacy Division (2 employees)

Public Defender Services is required by statute to have an appellate division. Because of limited funding, only one full time attorney position was authorized, with one paralegal to assist. The division accepts appeals in both private appointed counsel and full-time Public Defender cases. Most appeals are accepted because of conflicts with local counsel or unique circumstances which require appointment of counsel outside the local Circuit or county.

In FY 2005, the Division represented clients in 22 direct appeals and 3 habeas corpus petitions before the WV Supreme Court. The Division also petitioned for a writ of certiorari to the United States Supreme Court in one case and served as co-counsel in 7 petitions for writ of habeas corpus in various Circuit Courts.

Counting serving as advisory or standby counsel in one other Circuit Court habeas petition and representing two clients where no appeals were filed, the Division served 35 clients.

Accounting and Voucher Processing Division (5 employees)

This division prepares all financial reports for the agency, including budget documents, payroll and benefits, central office expenditures, Public Defender expenditures and private appointed counsel expenditures. The division is also responsible for preparing budget requests and monitoring expenditure schedules, as well as reporting for the Comprehensive Annual Financial Report.

Most importantly, the division processes approximately 25,000 claims per year from private counsel and other service providers, checking for legal compliance as well as for routine errors. The agency reduces claimed amounts of payment when

appropriate, resulting in a savings of \$510,150 in FY 2005. Extensive statistical reporting is maintained, and 1099 reports are produced for payees at the end of the calendar year.

Administration/Public Defender Operations Division (2 employees)

This division maintains all routine office processes, including payment of central office bills, purchasing equipment and supplies, maintaining payroll, personnel and leave records, records management, fixed asset inventories; and responds to various administrative report requirements of the Secretary of Administration and the Legislature. Most importantly, the division budgets, coordinates and oversees operations of eighteen Public Defender Corporations throughout the state.

Extensive data collection for both financial information and case information is maintained. Reporting is done on both a monthly and annual basis, with ongoing analysis of needs. Suggested policies are developed as needed, including suggested office procedures, accounting policies and data entry protocols for case management. This division is also responsible for answering inquiries from legislative and executive branch officials, judges, prosecuting attorneys, various news media and the general public, as well as Public Defenders and private appointed counsel.

Through careful budgeting and cost-saving efforts, WVPDS was able to return \$4,486 to the general fund and transfer another \$12,000 to another division within the Department of Administration in FY 2005. Additionally, efforts to improve driver education and reduce insurance costs resulted in another \$11,673 being transferred from our BRIM account to another division within the Department of Administration to assist with their premium.

WEST VIRGINIA PUBLIC DEFENDER SERVICES

EMPLOYEE LISTING

JOHN A. ROGERS, ESQ. EXECUTIVE DIRECTOR

CRIMINAL LAW RESEARCH CENTER:

RUSSELL S. COOK, ESQ. DIRECTOR
ERIN V. AKERS ADMINISTRATIVE ASSISTANT
PAMELA R. CLARK SECRETARY

APPELLATE ADVOCACY DIVISION:

JACK L. HICKOK, ESQ. DIRECTOR
THOMAS D. BOOTH PARALEGAL

ACCOUNTING AND VOUCHER PROCESSING DIVISION:

MARJORIE "KITTY" WILSON DIRECTOR
SHEILA J. COUGHLIN ADMINISTRATIVE ASSISTANT
TERESA G. SIDERS SUPERVISOR
ROSA F. MCFARLAND CLAIMS PROCESSOR
HEATHER E. ATKINS SECRETARY/CLAIMS PROCESSOR

ADMINISTRATION AND PUBLIC DEFENDER OPERATIONS:

KELLIE J. CARPER DIRECTOR
RALPH E. MCKINNEY, JR. ACCOUNTANT

**PUBLIC DEFENDER SERVICES
FINANCIAL DATA**

**SUMMARY OF APPROPRIATIONS, EXPENDITURES, AND FUND BALANCES BY ACTIVITY FOR THE FUND 0226-2005-0221
 FOR THE PERIOD JULY 1, 2004 TO JUNE 30, 2005**

	001	004	010	099	352	435	568	788	913	TOTAL
TOTAL APPROPRIATIONS										
2005 APPROPRIATIONS	\$548,011.00	\$5,275.00	\$192,885.00	\$315,074.00	\$12,773,436.00	\$0.00	\$3,265,252.00	\$9,795,756.00	\$47,190.00	\$26,942,879.00
ALTERATIONS	(\$42,900.00)	\$0.00	(\$12,890.00)	\$44,500.00	\$0.00	\$0.00	(\$1,000,000.00)	\$1,000,000.00	(\$11,673.00)	(\$22,963.00)
REAPPROPRIATIONS	\$0.00	\$0.00	\$0.00	\$0.00	\$0.00	\$691,219.31	\$0.00	\$1,990,596.99	\$0.00	\$2,681,816.30
TOTAL FUND APPROPRIATIONS	\$505,111.00	\$5,275.00	\$179,995.00	\$359,574.00	\$12,773,436.00	\$691,219.31	\$2,265,252.00	\$12,786,352.99	\$35,517.00	\$29,601,732.30
TOTAL EXPENDITURES										
PERSONAL SERVICES:										
Personal Services	\$500,137.25	\$0.00	\$0.00	\$0.00	\$0.00	\$0.00	\$0.00	\$0.00	\$0.00	\$500,137.25
Annual Increment	\$0.00	\$5,275.00	\$0.00	\$0.00	\$0.00	\$0.00	\$0.00	\$0.00	\$0.00	\$5,275.00
Total Personal Services	\$500,137.25	\$5,275.00	\$0.00	\$0.00	\$0.00	\$0.00	\$0.00	\$0.00	\$0.00	\$505,412.25
EMPLOYEE BENEFITS:										
PERS/PEIA Adm Fees	\$0.00	\$0.00	\$3,369.50	\$0.00	\$0.00	\$0.00	\$0.00	\$0.00	\$0.00	\$3,369.50
FICA	\$0.00	\$0.00	\$37,435.85	\$0.00	\$0.00	\$0.00	\$0.00	\$0.00	\$0.00	\$37,435.85
Public Emp Insurance	\$0.00	\$0.00	\$80,993.62	\$0.00	\$0.00	\$0.00	\$0.00	\$0.00	\$0.00	\$80,993.62
Workers Comp	\$0.00	\$0.00	\$3,976.01	\$0.00	\$0.00	\$0.00	\$0.00	\$0.00	\$0.00	\$3,976.01
Unemployment Comp	\$0.00	\$0.00	\$990.00	\$0.00	\$0.00	\$0.00	\$0.00	\$0.00	\$0.00	\$990.00
Pension & Retirement	\$0.00	\$0.00	\$52,278.44	\$0.00	\$0.00	\$0.00	\$0.00	\$0.00	\$0.00	\$52,278.44
Public Emp Insurance Transfer	\$4,957.00	\$0.00	\$0.00	\$0.00	\$0.00	\$0.00	\$0.00	\$0.00	\$0.00	\$4,957.00
Total Benefits	\$4,957.00	\$0.00	\$179,043.42	\$0.00	\$0.00	\$0.00	\$0.00	\$0.00	\$0.00	\$184,000.42
CURRENT EXPENSES:										
020 Office Expense	\$0.00	\$0.00	\$0.00	\$12,230.59	\$0.00	\$0.00	\$0.00	\$0.00	\$0.00	\$12,230.59
021 Printing & Binding	\$0.00	\$0.00	\$0.00	\$4,976.29	\$0.00	\$0.00	\$0.00	\$0.00	\$0.00	\$4,976.29
022 Rental Expense	\$0.00	\$0.00	\$0.00	\$37,820.00	\$0.00	\$0.00	\$0.00	\$0.00	\$0.00	\$37,820.00
023 Utilities	\$0.00	\$0.00	\$0.00	\$706.10	\$0.00	\$0.00	\$0.00	\$0.00	\$0.00	\$706.10
024 Telecommunications	\$0.00	\$0.00	\$0.00	\$4,072.34	\$0.00	\$0.00	\$0.00	\$0.00	\$0.00	\$4,072.34
025 Contractual & Professional	\$0.00	\$0.00	\$0.00	\$40,232.00	\$12,773,257.88	\$154,704.48	\$33,046.51	\$456,156.31	\$0.00	\$13,457,397.18
026 Travel	\$0.00	\$0.00	\$0.00	\$8,955.05	\$0.00	\$0.00	\$0.00	\$0.00	\$0.00	\$8,955.05
027 Computer Services	\$0.00	\$0.00	\$0.00	\$222,389.49	\$178.00	\$217.00	\$774.00	\$4,875.00	\$0.00	\$228,433.49
031 Assoc Dues & Prof Memb	\$0.00	\$0.00	\$0.00	\$947.50	\$0.00	\$0.00	\$0.00	\$0.00	\$0.00	\$947.50
032 Fire, Auto, Bond & Other Ins.	\$0.00	\$0.00	\$0.00	\$0.00	\$0.00	\$0.00	\$0.00	\$0.00	\$35,517.00	\$35,517.00

	001	004	010	099	352	435	568	788	913	TOTAL
035 Advertising & Promotional	\$0.00	\$0.00	\$0.00	\$720.00	\$0.00	\$0.00	\$0.00	\$0.00	\$0.00	\$720.00
038 Maintenance Contracts	\$0.00	\$0.00	\$0.00	\$4,222.20	\$0.00	\$0.00	\$0.00	\$0.00	\$0.00	\$4,222.20
042 Hospitality	\$0.00	\$0.00	\$0.00	\$502.00	\$0.00	\$0.00	\$0.00	\$0.00	\$0.00	\$502.00
051 Miscellaneous	\$0.00	\$0.00	\$0.00	\$77.58	\$0.00	\$0.00	\$0.00	\$0.00	\$0.00	\$77.58
052 Training & Development	\$0.00	\$0.00	\$0.00	\$702.00	\$0.00	\$0.00	\$0.00	\$0.00	\$0.00	\$702.00
053 Postal & Freight	\$0.00	\$0.00	\$0.00	\$13,318.04	\$0.00	\$0.00	\$0.00	\$0.00	\$0.00	\$13,318.04
054 Computer Supplies & Equipment	\$0.00	\$0.00	\$0.00	\$1,179.69	\$0.00	\$0.00	\$0.00	\$0.00	\$0.00	\$1,179.69
056 Attorney Legal Service Payments	\$0.00	\$0.00	\$0.00	\$0.00	\$0.00	\$406,557.76	\$2,114,341.00	\$11,470,179.02	\$0.00	\$13,991,077.78
057 Attorney Reimbursable Expenses	\$0.00	\$0.00	\$0.00	\$0.00	\$0.00	\$19,709.12	\$96,680.39	\$544,429.07	\$0.00	\$660,818.58
058 Misc. Equipment Purchases	\$0.00	\$0.00	\$0.00	\$0.00	\$0.00	\$0.00	\$0.00	\$0.00	\$0.00	\$0.00
Total Current Expenses	\$0.00	\$0.00	\$0.00	\$353,050.87	\$12,773,435.88	\$581,188.36	\$2,244,841.90	\$12,475,639.40	\$35,517.00	\$28,463,673.41
REPAIRS & ALTERATIONS										
064 Building Repairs	\$0.00	\$0.00	\$0.00	\$0.00	\$0.00	\$0.00	\$0.00	\$0.00	\$0.00	\$0.00
068 Other Repairs & Alterations	\$0.00	\$0.00	\$0.00	\$0.00	\$0.00	\$0.00	\$0.00	\$0.00	\$0.00	\$0.00
Total Repairs & Alterations	\$0.00	\$0.00	\$0.00	\$0.00	\$0.00	\$0.00	\$0.00	\$0.00	\$0.00	\$0.00
EQUIPMENT										
070 Office & Comm Equipment	\$0.00	\$0.00	\$0.00	\$0.00	\$0.00	\$0.00	\$0.00	\$0.00	\$0.00	\$0.00
077 Books & Periodicals	\$0.00	\$0.00	\$0.00	\$3,005.46	\$0.00	\$0.00	\$0.00	\$0.00	\$0.00	\$3,005.46
170 Computer Equipment	\$0.00	\$0.00	\$0.00	\$0.00	\$0.00	\$0.00	\$0.00	\$0.00	\$0.00	\$0.00
Total Equipment	\$0.00	\$0.00	\$0.00	\$3,005.46	\$0.00	\$0.00	\$0.00	\$0.00	\$0.00	\$3,005.46
OTHER DISBURSEMENTS										
156 Medical Service Payments	\$0.00	\$0.00	\$0.00	\$0.00	\$0.00	\$110,030.95	\$20,406.50	\$310,703.32	\$0.00	\$441,140.77
Total Other Disbursements	\$0.00	\$0.00	\$0.00	\$0.00	\$0.00	\$110,030.95	\$20,406.50	\$310,703.32	\$0.00	\$441,140.77
TOTAL FUND EXPENDITURES	\$505,094.25	\$5,275.00	\$179,043.42	\$356,056.33	\$12,773,435.88	\$691,219.31	\$2,265,248.40	\$12,786,342.72	\$35,517.00	\$29,597,232.31
FUND BALANCE	\$16.75	\$0.00	\$951.58	\$3,517.67	\$0.12	\$0.00	\$3.60	\$10.27	\$0.00	\$4,499.99

Amounts shown in Total Expenditures in column 352 includes \$5019.00 in expenditures made in FY2006 for services received FY2005.

Amounts shown in Appropriations in columns 001, 010, 099, and 913 were reduced by \$28,159.00 for transfer to other Department of Administration Divisions and or returned to General Revenue.

*West Virginia Public Defender Services
Statement of Revenues, Expenditures
and Changes in Fund Balance
For the Period July 1, 2004 to July 31, 2005*

2420-2005-0221

REVENUES

Sales of Publications	\$3,726.60
CLE Martinsburg 3/04/2005	\$950.00
CLE Wheeling 4/07/2005	\$2,650.00
CLE Morgantown 5/11/2005	\$1,850.00
CLE Annual Conference 6/10/2005	\$3,150.00
CLE Logan 07/07/2005	\$600.00
Video Tape Sales	\$100.00
Repayment of NSF Check (CLE)	\$100.00
NSF Check (Publication)	<u>(\$40.00)</u>

TOTAL REVENUES **\$13,086.60**

TOTAL EXPENDITURES

020 Office Expense	0.00
021 Printing	1475.21
022 Rent (Seminar Room Rentals)	500.00
026 Travel	1382.22
031 MCLE Dues	150.00
042 Hospitality (Seminars)	1099.44
051 Miscellaneous (Copyright)	<u>30.00</u>
	\$4,636.87

Revenues Over (under) Expenditures **\$8,449.73**

Fund Balance Beginning of Period **\$18,647.02**

Fund Balance, July 31, 2005 **\$27,096.75**

2421-2005-0221

Fund Balance Beginning of Period **\$41.85**

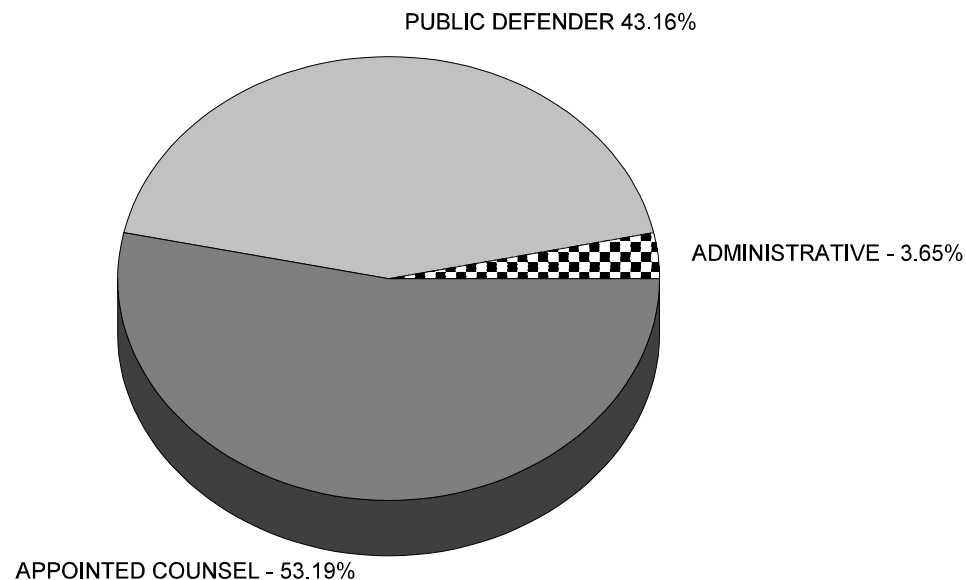
Add: Consumer Sales Collections **\$177.70**

Less: Remittance of Taxes **\$196.15**

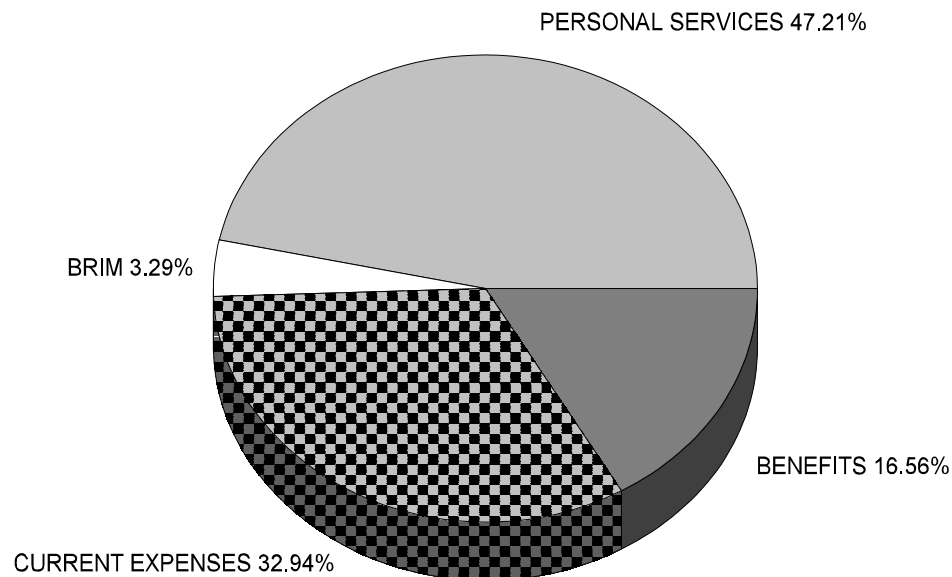
Fund Balance, July 31, 2005 **\$23.40**

WV PUBLIC DEFENDER SERVICES TOTAL FUND EXPENDITURES FY 2004/2005

TOTAL EXPENDITURES BY PROGRAM



TOTAL ADMINISTRATIVE EXPENSES



**APPOINTED COUNSEL AND PUBLIC DEFENDER
STATISTICAL INFORMATION**

**WV PUBLIC DEFENDER SERVICES
STATISTICAL REPORT
APPOINTED COUNSEL FY 2004/2005**

Total Number of Claims Paid	25,508
Total Number of Direct Expense Claims Paid	1,186
Total Number of Hours Paid	288,578
Total Amount Paid in Claims	\$15,736,944.43
Total Fees Paid to Counsel	\$13,978,101.95
Total Expenses Paid	\$1,758,842.48
Average Total Cost Per Claim	\$616.94
Average Counsel Fee Per Claim	\$547.99
Average Expenses Per Claim	\$68.95
Percent of Total Claims Attributable to Fees	88.82%
Percent of Total Claims Attributable to Expenses	11.18%
Average Total Cost Per Hour	\$54.53
Total Hours In-Court	49,605
Total Hours Out-of-Court	238,972
Percent of Total Hours In-Court	17.19%
Percent of Total Hours Out-of-Court	82.81%

NOTE: Figures represent payments made for 11.25 months. Claims received from July 1, 2004 to March 24, 2005.

WV PUBLIC DEFENDER SERVICES
STATISTICAL REPORT
APPOINTED COUNSEL FY 2004/2005
WITHOUT DIRECT EXPENSES AND SUPPLEMENTAL VOUCHERS

Total Number of Claims Paid	23,852
Total Number of Supplemental Claims Paid	470
Total Number of Direct Expense Claims Paid	1,186
Total Number of Hours Paid	288,578
Total Amount Paid in Claims	\$15,736,944.43
Total Fees Paid to Counsel	\$13,978,101.95
Total Expenses Paid	\$1,758,842.48
Average Total Cost Per Claim	\$659.77
Average Counsel Fee Per Claim	\$586.03
Average Expenses Per Claim	\$73.74
Percent of Total Claims Attributable to Fees	88.82%
Percent of Total Claims Attributable to Expenses	11.18%
Average Total Cost Per Hour	\$54.53
Total Hours In-Court	49,605
Total Hours Out-of-Court	238,972
Percent of Total Hours In-Court	17.19%
Percent of Total Hours Out-of-Court	82.81%

NOTE: Figures represent payments made for 11.25 months. Claims received from July 1, 2004 to March 24, 2005.

**WV PUBLIC DEFENDER SERVICES
STATISTICAL REPORT**

PUBLIC DEFENDER CORPORATIONS FY 2004/2005

Total Number of Cases Pending July 1, 2004	4,254
Total Number of Cases Opened	28,675
Total Number of Cases Closed	27,628
Total Number of Cases Represented during FY 2005	32,929
Total Number of Charges Associated with Cases Pending July 1, 2004	7,989
Total Number of Charges Associated with Cases Opened	54,299
Total Number of Charges Associated with Cases Closed	50,984
Total Number of Charges Associated with Cases Represented	62,288
Total Amount Disbursed for Corporations	\$12,773,436
Average Total Cost Per Cases Represented	\$387.91
Average Total Cost Per Opened Cases	\$445.46
Average Total Cost Per Closed Cases	\$462.34
Total Number of Hours During FY 2005	220,463
Average Total Cost Per Hour	\$57.94
Total Hours In-Court	47,298
Total Hours Out-of-Court	114,879
Total Hours Administrative	58,286
Percent of Total Hours In-Court	21.45%
Percent of Total Hours Out-of-Court	52.11%
Percent of Total Hours Administrative	26.44%

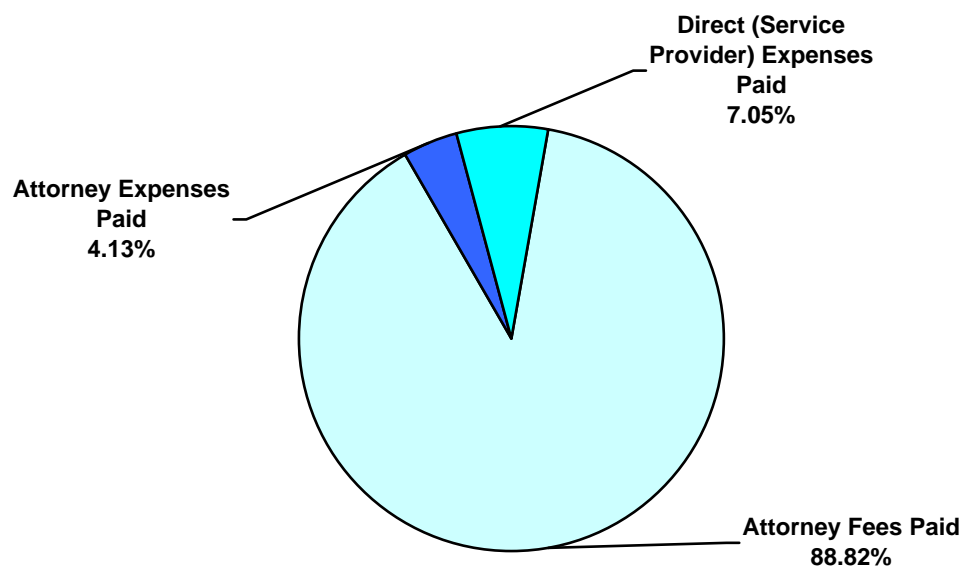
**APPENDIX A:
APPOINTED COUNSEL
STATISTICAL INFORMATION**

SUMMARY OF DOLLARS SPENT FOR FY 2005

Attorney Fees Paid	\$13,978,101.95
Attorney Expenses Paid	\$649,379.32
Direct (Service Provider) Expenses Paid	\$1,109,463.16
Total Dollars Paid	\$15,736,944.43

APPOINTED COUNSEL DOLLARS SPENT

FY 2005



**WEST VIRGINIA PUBLIC DEFENDER SERVICES
 SUMMARY REPORT FOR ATTORNEY HOURS/FEE/EXPENSES
 FISCAL YEAR 2005**

CIRCUIT	ATTORNEY TOTAL HOURS	ATTORNEY FEE AMOUNT IN \$	ATTORNEY EXPENSE AMOUNT IN \$	DIRECT EXPENSE AMOUNT IN \$	EXPENSE AMOUNT IN \$	GRAND TOTAL AMOUNT IN \$
01 CIRCUIT	15,502.1	736,731.50	38,812.45	141,439.57	180,252.02	916,983.52
02 CIRCUIT	4,864.1	238,432.50	7,986.09	855.50	8,841.59	247,274.09
03 CIRCUIT	8,179.7	386,810.50	27,732.51	24,620.99	52,353.50	439,164.00
04 CIRCUIT	26,371.8	1,254,215.00	69,332.66	207,777.48	277,110.14	1,531,325.14
05 CIRCUIT	11,035.5	543,469.50	18,393.56	5,922.89	24,316.45	567,785.95
06 CIRCUIT	10,224.0	509,596.00	18,074.56	19,181.08	37,255.64	546,851.64
07 CIRCUIT	8,268.2	394,873.00	10,360.34	2,637.84	12,998.18	407,871.18
08 CIRCUIT	6,740.6	326,811.50	9,443.57	15,896.80	25,340.37	352,151.87
09 CIRCUIT	8,628.5	429,732.50	60,851.10	42,786.29	103,637.39	533,369.89
10 CIRCUIT	8,238.6	398,983.00	22,160.32	16,111.39	38,271.71	437,254.71
11 CIRCUIT	3,587.7	172,096.50	5,342.56	5,324.85	10,667.41	182,763.91
12 CIRCUIT	2,719.9	130,773.50	7,411.92	4,525.28	11,937.20	142,710.70
13 CIRCUIT	16,797.7	832,628.75	12,948.85	49,094.65	62,043.50	894,672.25
14 CIRCUIT	11,296.9	542,885.00	40,310.00	2,228.85	42,538.85	585,423.85
15 CIRCUIT	6,903.7	327,098.50	21,690.81	45,658.83	67,349.64	394,448.14
16 CIRCUIT	18,072.4	853,679.50	16,881.06	75,738.41	92,619.47	946,298.97
17 CIRCUIT	14,666.7	695,394.20	28,182.18	44,980.30	73,162.48	768,556.68
18 CIRCUIT	2,880.4	137,740.00	14,130.74	15,454.00	29,584.74	167,324.74
19 CIRCUIT	6,395.4	299,639.00	2,478.25	4,523.99	7,002.24	306,641.24
20 CIRCUIT	7,129.9	345,097.50	14,980.25	5,988.82	20,969.07	366,066.57
21 CIRCUIT	8,744.5	417,814.50	20,082.99	15,540.48	35,623.47	453,437.97
22 CIRCUIT	9,733.4	477,897.00	17,160.83	30,587.29	47,748.12	525,645.12
23 CIRCUIT	13,568.2	679,829.00	34,211.03	159,979.78	194,190.81	874,019.81
24 CIRCUIT	6,680.5	329,792.50	22,030.65	14,421.19	36,451.84	366,244.34
25 CIRCUIT	11,069.6	547,994.00	17,817.26	45,106.39	62,923.65	610,917.65
26 CIRCUIT	9,433.9	462,153.50	22,065.36	13,848.00	35,913.36	498,066.86
27 CIRCUIT	6,438.4	308,019.00	21,154.80	65,014.09	86,168.89	394,187.89
28 CIRCUIT	3,342.8	164,536.00	5,495.61	0.00	5,495.61	170,031.61
29 CIRCUIT	9,850.9	478,406.00	17,813.88	10,542.32	28,356.20	506,762.20
30 CIRCUIT	7,563.5	374,545.50	11,178.02	2,724.70	13,902.72	388,448.22
31 CIRCUIT	3,648.3	180,427.50	12,865.11	20,951.11	33,816.22	214,243.72
STATE	288,577.6	13,978,101.95	649,379.32	1,109,463.16	1,758,842.48	15,736,944.43

**WEST VIRGINIA PUBLIC DEFENDER SERVICES
 SUMMARY REPORT FOR ATTORNEY HOURS/FEES/EXPENSES
 FISCAL YEAR 2005**

CIRCUIT COUNTY	TOTAL HOURS	FEE AMOUNT IN \$	EXPENSE AMOUNT IN \$	DIRECT EXPENSE AMOUNT IN \$	EXPENSE AMOUNT IN \$	GRAND TOTAL AMOUNT IN \$
01 CIRCUIT						
BROOKE	2,468.0	118,456.00	4,750.24	2,200.00	6,950.24	125,406.24
HANCOCK	4,299.5	207,893.50	7,204.44	54,950.45	62,154.89	270,048.39
OHIO	8,734.6	410,382.00	26,857.77	84,289.12	111,146.89	521,528.89
TOTAL	15,502.1	736,731.50	38,812.45	141,439.57	180,252.02	916,983.52
02 CIRCUIT						
MARSHALL	2,043.9	100,421.50	851.80	255.50	1,107.30	101,528.80
TYLER	934.5	46,016.50	2,667.39	0.00	2,667.39	48,683.89
WETZEL	1,885.7	91,994.50	4,466.90	600.00	5,066.90	97,061.40
TOTAL	4,864.1	238,432.50	7,986.09	855.50	8,841.59	247,274.09
03 CIRCUIT						
DODDRIDGE	2,685.4	126,579.00	9,289.36	5,221.87	14,511.23	141,090.23
PLEASANTS	1,711.9	80,303.50	6,978.31	5,499.31	12,477.62	92,781.12
RITCHIE	3,782.4	179,928.00	11,464.84	13,899.81	25,364.65	205,292.65
TOTAL	8,179.7	386,810.50	27,732.51	24,620.99	52,353.50	439,164.00
04 CIRCUIT						
WIRT	1,484.1	70,878.50	6,030.07	1,170.06	7,200.13	78,078.63
WOOD	24,887.7	1,183,336.50	63,302.59	206,607.42	269,910.01	1,453,246.51
TOTAL	26,371.8	1,254,215.00	69,332.66	207,777.48	277,110.14	1,531,325.14
05 CIRCUIT						
CALHOUN	851.5	42,715.50	3,006.89	0.00	3,006.89	45,722.39
JACKSON	2,191.6	106,744.00	6,120.14	711.81	6,831.95	113,575.95
MASON	5,065.5	247,127.50	6,246.55	4,798.48	11,045.03	258,172.53
ROANE	2,926.9	146,882.50	3,019.98	412.60	3,432.58	150,315.08
TOTAL	11,035.5	543,469.50	18,393.56	5,922.89	24,316.45	567,785.95
06 CIRCUIT						
CABELL	10,224.0	509,596.00	18,074.56	19,181.08	37,255.64	546,851.64
TOTAL	10,224.0	509,596.00	18,074.56	19,181.08	37,255.64	546,851.64
07 CIRCUIT						
LOGAN	8,268.2	394,873.00	10,360.34	2,637.84	12,998.18	407,871.18
TOTAL	8,268.2	394,873.00	10,360.34	2,637.84	12,998.18	407,871.18
08 CIRCUIT						
MCDOWELL	6,740.6	326,811.50	9,443.57	15,896.80	25,340.37	352,151.87
TOTAL	6,740.6	326,811.50	9,443.57	15,896.80	25,340.37	352,151.87
09 CIRCUIT						
MERCER	8,628.5	429,732.50	60,851.10	42,786.29	103,637.39	533,369.89
TOTAL	8,628.5	429,732.50	60,851.10	42,786.29	103,637.39	533,369.89
10 CIRCUIT						
RALEIGH	8,238.6	398,983.00	22,160.32	16,111.39	38,271.71	437,254.71
TOTAL	8,238.6	398,983.00	22,160.32	16,111.39	38,271.71	437,254.71
11 CIRCUIT						
GREENBRIER	2,650.9	127,526.50	3,448.36	3,802.15	7,250.51	134,777.01
POCAHONTAS	936.8	44,570.00	1,894.20	1,522.70	3,416.90	47,986.90
TOTAL	3,587.7	172,096.50	5,342.56	5,324.85	10,667.41	182,763.91

**WEST VIRGINIA PUBLIC DEFENDER SERVICES
 SUMMARY REPORT FOR ATTORNEY HOURS/FEE/EXPENSES
 FISCAL YEAR 2005**

CIRCUIT COUNTY	TOTAL HOURS	FEE AMOUNT IN \$	EXPENSE AMOUNT IN \$	DIRECT EXPENSE AMOUNT IN \$	EXPENSE AMOUNT IN \$	GRAND TOTAL AMOUNT IN \$
12 CIRCUIT						
FAYETTE	2,719.9	130,773.50	7,411.92	4,525.28	11,937.20	142,710.70
TOTAL	2,719.9	130,773.50	7,411.92	4,525.28	11,937.20	142,710.70
13 CIRCUIT						
KANAWHA	16,797.7	832,628.75	12,948.85	49,094.65	62,043.50	894,672.25
TOTAL	16,797.7	832,628.75	12,948.85	49,094.65	62,043.50	894,672.25
14 CIRCUIT						
BRAXTON	3,808.9	182,643.00	13,605.65	200.00	13,805.65	196,448.65
CLAY	2,242.3	108,935.50	5,768.56	196.35	5,964.91	114,900.41
GILMER	1,441.7	69,718.50	6,229.60	0.00	6,229.60	75,948.10
WEBSTER	3,804.0	181,588.00	14,706.19	1,832.50	16,538.69	198,126.69
TOTAL	11,296.9	542,885.00	40,310.00	2,228.85	42,538.85	585,423.85
15 CIRCUIT						
HARRISON	6,903.7	327,098.50	21,690.81	45,658.83	67,349.64	394,448.14
TOTAL	6,903.7	327,098.50	21,690.81	45,658.83	67,349.64	394,448.14
16 CIRCUIT						
MARION	18,072.4	853,679.50	16,881.06	75,738.41	92,619.47	946,298.97
TOTAL	18,072.4	853,679.50	16,881.06	75,738.41	92,619.47	946,298.97
17 CIRCUIT						
MONONGALIA	14,666.7	695,394.20	28,182.18	44,980.30	73,162.48	768,556.68
TOTAL	14,666.7	695,394.20	28,182.18	44,980.30	73,162.48	768,556.68
18 CIRCUIT						
PRESTON	2,880.4	137,740.00	14,130.74	15,454.00	29,584.74	167,324.74
TOTAL	2,880.4	137,740.00	14,130.74	15,454.00	29,584.74	167,324.74
19 CIRCUIT						
BARBOUR	2,951.7	137,390.50	852.01	3,273.99	4,126.00	141,516.50
TAYLOR	3,443.7	162,248.50	1,626.24	1,250.00	2,876.24	165,124.74
TOTAL	6,395.4	299,639.00	2,478.25	4,523.99	7,002.24	306,641.24
20 CIRCUIT						
RANDOLPH	7,129.9	345,097.50	14,980.25	5,988.82	20,969.07	366,066.57
TOTAL	7,129.9	345,097.50	14,980.25	5,988.82	20,969.07	366,066.57
21 CIRCUIT						
GRANT	2,572.3	121,993.50	7,769.02	6,384.98	14,154.00	136,147.50
MINERAL	5,605.3	268,230.50	10,145.92	9,155.50	19,301.42	287,531.92
TUCKER	566.9	27,590.50	2,168.05	0.00	2,168.05	29,758.55
TOTAL	8,744.5	417,814.50	20,082.99	15,540.48	35,623.47	453,437.97
22 CIRCUIT						
HAMPSHIRE	4,149.2	205,358.00	8,501.98	14,899.64	23,401.62	228,759.62
HARDY	3,901.4	190,171.00	2,932.35	4,012.50	6,944.85	197,115.85
PENDLETON	1,682.8	82,368.00	5,726.50	11,675.15	17,401.65	99,769.65
TOTAL	9,733.4	477,897.00	17,160.83	30,587.29	47,748.12	525,645.12

**WEST VIRGINIA PUBLIC DEFENDER SERVICES
 SUMMARY REPORT FOR ATTORNEY HOURS/FEES/EXPENSES
 FISCAL YEAR 2005**

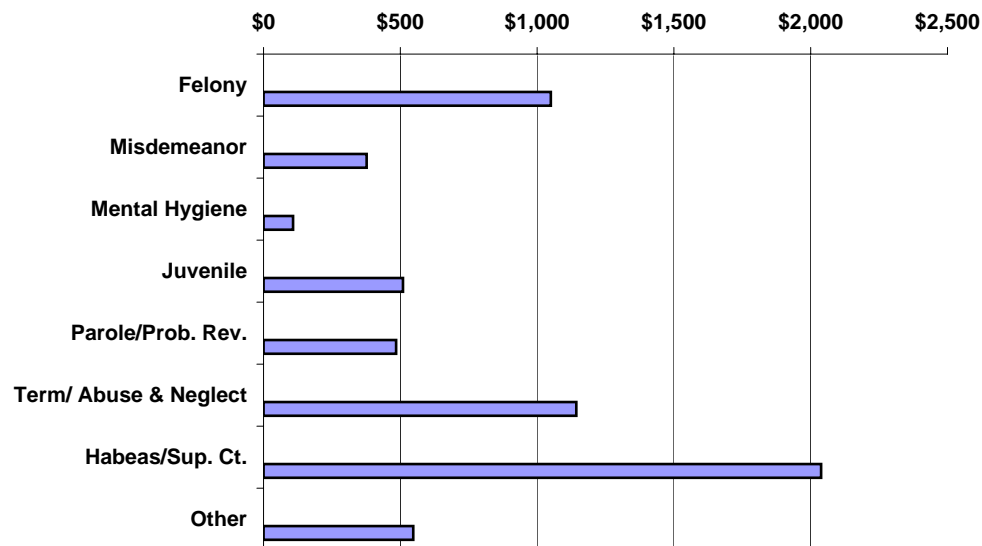
CIRCUIT COUNTY	TOTAL HOURS	FEE AMOUNT IN \$	EXPENSE AMOUNT IN \$	DIRECT EXPENSE AMOUNT IN \$	EXPENSE AMOUNT IN \$	GRAND TOTAL AMOUNT IN \$
23 CIRCUIT						
BERKELEY	8,483.3	427,520.50	18,304.60	63,796.12	82,100.72	509,621.22
JEFFERSON	2,969.2	148,836.00	9,630.98	36,742.51	46,373.49	195,209.49
MORGAN	2,115.7	103,472.50	6,275.45	59,441.15	65,716.60	169,189.10
TOTAL	13,568.2	679,829.00	34,211.03	159,979.78	194,190.81	874,019.81
24 CIRCUIT						
WAYNE	6,680.5	329,792.50	22,030.65	14,421.19	36,451.84	366,244.34
TOTAL	6,680.5	329,792.50	22,030.65	14,421.19	36,451.84	366,244.34
25 CIRCUIT						
BOONE	5,003.0	248,886.00	6,080.90	22,442.31	28,523.21	277,409.21
LINCOLN	6,066.6	299,108.00	11,736.36	22,664.08	34,400.44	333,508.44
TOTAL	11,069.6	547,994.00	17,817.26	45,106.39	62,923.65	610,917.65
26 CIRCUIT						
LEWIS	3,992.7	193,627.50	11,148.82	10,011.49	21,160.31	214,787.81
UPSHUR	5,441.2	268,526.00	10,916.54	3,836.51	14,753.05	283,279.05
TOTAL	9,433.9	462,153.50	22,065.36	13,848.00	35,913.36	498,066.86
27 CIRCUIT						
WYOMING	6,438.4	308,019.00	21,154.80	65,014.09	86,168.89	394,187.89
TOTAL	6,438.4	308,019.00	21,154.80	65,014.09	86,168.89	394,187.89
28 CIRCUIT						
NICHOLAS	3,342.8	164,536.00	5,495.61	0.00	5,495.61	170,031.61
TOTAL	3,342.8	164,536.00	5,495.61	0.00	5,495.61	170,031.61
29 CIRCUIT						
PUTNAM	9,850.9	478,406.00	17,813.88	10,542.32	28,356.20	506,762.20
TOTAL	9,850.9	478,406.00	17,813.88	10,542.32	28,356.20	506,762.20
30 CIRCUIT						
MINGO	7,563.5	374,545.50	11,178.02	2,724.70	13,902.72	388,448.22
TOTAL	7,563.5	374,545.50	11,178.02	2,724.70	13,902.72	388,448.22
31 CIRCUIT						
MONROE	1,418.9	69,928.50	5,306.26	9,219.63	14,525.89	84,454.39
SUMMERS	2,229.4	110,499.00	7,558.85	11,731.48	19,290.33	129,789.33
TOTAL	3,648.3	180,427.50	12,865.11	20,951.11	33,816.22	214,243.72
STATE	288,577.6	13,978,101.95	649,379.32	1,109,463.16	1,758,842.48	15,736,944.43

Appointed Counsel Average Costs for FY 2005

Felony	\$1,050.02
Misdemeanor	\$376.88
Mental Hygiene	\$107.94
Juvenile	\$509.64
Parole/Prob. Rev.	\$484.62
Term/ Abuse & Neglect	\$1,143.23
Habeas/Sup. Ct.	\$2,037.96
Other	\$547.25

Mandamus/Prohibition, Mag. Ct. Appeal, Extradition, Contempt, Fugitive, Other

Appointed Counsel Average Costs for FY 2005 by Case Type



**WEST VIRGINIA PUBLIC DEFENDER SERVICES
 AVERAGE COST BY CASE TYPE
 FISCAL YEAR 2005**

CIRCUIT	FELONY	MISD	MENTAL HYGIENE	JUVENILE	PAROLE PROBAT REV	TERM ABUSE	HABEAS SUP. CT.	OTHER	CIRCUIT AVERAGE
01 CIRCUIT	1,982.44	463.40	111.77	793.23	500.52	1,260.58	3,462.38	1,762.23	\$870.83
02 CIRCUIT	1,232.83	254.86	170.92	594.22	601.29	754.51	2,072.50	581.03	\$482.96
03 CIRCUIT	1,111.22	463.39	273.72	755.96	370.59	1,165.52	1,210.13	422.81	\$761.12
04 CIRCUIT	643.64	455.01	110.97	345.37	399.37	836.42	960.91	323.44	\$466.73
05 CIRCUIT	1,023.75	353.05	167.17	535.64	355.27	1,116.19	1,661.47	346.13	\$648.90
06 CIRCUIT	829.67	270.05	57.97	204.11	543.28	833.34	1,765.34	489.08	\$296.72
07 CIRCUIT	878.52	306.52	60.45	653.55	579.28	1,001.87	1,195.06	1,921.90	\$586.87
08 CIRCUIT	1,619.80	530.51	281.25	793.76	541.50	2,095.22	7,689.65	512.24	\$1,504.92
09 CIRCUIT	1,534.40	293.86	107.10	842.63	507.60	864.04	1,734.36	367.02	\$837.32
10 CIRCUIT	967.58	257.92	86.16	404.97	679.93	963.89	3,682.05	772.61	\$692.96
11 CIRCUIT	1,062.04	329.51	108.23	512.55	617.42	1,125.76	1,569.64	991.90	\$728.14
12 CIRCUIT	1,502.60	316.32	0.00	459.66	565.42	1,105.82	0.00	705.84	\$932.75
13 CIRCUIT	712.92	363.42	103.62	450.23	694.22	882.64	1,964.71	442.60	\$349.48
14 CIRCUIT	1,043.99	354.90	313.07	799.82	838.57	1,345.24	1,485.97	350.85	\$764.26
15 CIRCUIT	1,419.48	576.47	132.34	672.60	735.41	1,474.82	3,556.15	513.75	\$1,071.87
16 CIRCUIT	1,230.41	354.28	128.41	673.57	517.41	1,362.61	1,420.50	442.66	\$674.96
17 CIRCUIT	1,418.32	408.25	107.40	801.17	439.09	1,708.80	2,522.34	441.42	\$699.32
18 CIRCUIT	1,244.93	771.08	0.00	857.87	501.38	1,457.84	3,793.26	806.94	\$1,382.85
19 CIRCUIT	619.20	283.77	190.84	309.04	211.66	758.14	3,594.78	347.45	\$433.11
20 CIRCUIT	987.40	304.99	98.51	556.96	410.51	1,509.27	1,034.36	325.77	\$666.79
21 CIRCUIT	803.72	309.82	108.19	298.99	402.35	1,586.06	2,600.75	1,020.13	\$611.10
22 CIRCUIT	1,276.99	306.05	137.07	926.46	426.55	1,184.38	1,413.58	469.52	\$749.85
23 CIRCUIT	1,162.34	471.31	0.00	550.72	457.02	1,391.27	2,007.49	567.76	\$1,089.80
24 CIRCUIT	1,596.73	598.48	101.29	300.82	549.75	1,030.40	3,201.18	595.23	\$789.32
25 CIRCUIT	1,507.07	444.50	153.65	585.76	489.70	1,425.04	3,037.05	585.92	\$954.56
26 CIRCUIT	939.58	358.92	126.80	617.82	655.76	902.70	1,614.28	400.69	\$436.14
27 CIRCUIT	877.93	352.20	238.86	313.41	0.00	842.16	351.38	0.00	\$545.97
28 CIRCUIT	995.49	293.78	55.75	805.62	216.07	1,004.68	1,934.17	403.37	\$829.42
29 CIRCUIT	828.90	363.18	170.56	539.64	380.04	1,096.43	1,473.33	693.91	\$515.53
30 CIRCUIT	827.40	310.82	127.16	701.58	488.17	1,532.50	1,761.37	193.00	\$976.00
31 CIRCUIT	752.22	237.51	170.76	459.44	173.44	1,158.79	1,319.20	807.79	\$543.77
STATE AVERAGE	1,050.02	376.88	107.94	509.64	484.62	1,143.23	2,037.96	547.25	\$616.94

**WEST VIRGINIA PUBLIC DEFENDER SERVICES
 AVERAGE COST BY CASE TYPE
 FISCAL YEAR 2005**

CIRCUIT	FELONY	MISD	MENTAL HYGIENE	JUVENILE	PAROLE PROBAT REV	TERM ABUSE	HABEAS SUP. CT.	OTHER	CIRCUIT AVERAGE
01 CIRCUIT									
BROOKE	1,322.15	480.42	225.22	0.00	337.73	938.62	0.00	1,005.29	\$733.37
HANCOCK	1,947.20	482.57	243.51	0.00	498.82	1,283.41	1,989.63	728.25	\$1,106.76
OHIO	2,237.94	449.20	72.45	0.00	550.58	1,335.15	4,444.21	2,761.10	\$817.44
AVERAGE	1,982.44	463.40	111.77	793.23	500.52	1,260.58	3,462.38	1,762.23	\$870.83
02 CIRCUIT									
MARSHALL	1,256.05	242.38	144.43	0.00	586.50	489.86	0.00	387.86	\$339.56
TYLER	1,819.07	283.75	187.70	0.00	0.00	1,498.94	2,072.50	490.00	\$1,132.18
WETZEL	1,130.81	307.00	213.27	0.00	630.88	1,038.67	0.00	748.68	\$570.95
AVERAGE	1,232.83	254.86	170.92	594.22	601.29	754.51	2,072.50	581.03	\$482.96
03 CIRCUIT									
DODDRIDGE	1,131.46	441.92	265.63	0.00	401.43	1,198.77	945.21	286.31	\$742.58
PLEASANTS	1,096.33	509.07	142.02	0.00	348.19	1,410.17	139.50	239.44	\$708.25
RITCHIE	1,103.16	451.39	331.32	0.00	325.67	1,083.72	2,010.38	879.75	\$801.92
AVERAGE	1,111.22	463.39	273.72	755.96	370.59	1,165.52	1,210.13	422.81	\$761.12
04 CIRCUIT									
WIRT	686.57	446.10	108.75	0.00	411.40	728.27	508.75	319.06	\$565.79
WOOD	640.80	455.20	110.98	0.00	399.21	849.17	993.99	323.68	\$462.38
AVERAGE	643.64	455.01	110.97	345.37	399.37	836.42	960.91	323.44	\$466.73
05 CIRCUIT									
CALHOUN	1,297.28	619.22	275.68	0.00	0.00	1,133.21	0.00	94.50	\$802.15
JACKSON	1,159.53	318.86	194.65	0.00	921.45	1,290.11	2,804.38	120.75	\$930.95
MASON	775.37	363.15	150.55	0.00	365.57	1,106.65	450.00	296.79	\$475.46
ROANE	1,938.56	213.61	97.07	0.00	255.26	1,038.73	1,675.18	1,018.00	\$982.45
AVERAGE	1,023.75	353.05	167.17	535.64	355.27	1,116.19	1,661.47	346.13	\$648.90
06 CIRCUIT									
CABELL	829.67	270.05	57.97	0.00	543.28	833.34	1,765.34	489.08	\$296.72
AVERAGE	829.67	270.05	57.97	204.11	543.28	833.34	1,765.34	489.08	\$296.72
07 CIRCUIT									
LOGAN	878.52	306.52	60.45	0.00	579.28	1,001.87	1,195.06	1,921.90	\$586.87
AVERAGE	878.52	306.52	60.45	653.55	579.28	1,001.87	1,195.06	1,921.90	\$586.87

**WEST VIRGINIA PUBLIC DEFENDER SERVICES
 AVERAGE COST BY CASE TYPE
 FISCAL YEAR 2005**

CIRCUIT	FELONY	MISD	MENTAL HYGIENE	JUVENILE	PAROLE PROBAT REV	TERM ABUSE	HABEAS SUP. CT.	OTHER	CIRCUIT AVERAGE
08 CIRCUIT									
MCDOWELL	1,619.80	530.51	281.25	0.00	541.50	2,095.22	7,689.65	512.24	\$1,504.92
AVERAGE	1,619.80	530.51	281.25	793.76	541.50	2,095.22	7,689.65	512.24	\$1,504.92
09 CIRCUIT									
MERCER	1,534.40	293.86	107.10	0.00	507.60	864.04	1,734.36	367.02	\$837.32
AVERAGE	1,534.40	293.86	107.10	842.63	507.60	864.04	1,734.36	367.02	\$837.32
10 CIRCUIT									
RALEIGH	967.58	257.92	86.16	0.00	679.93	963.89	3,682.05	772.61	\$692.96
AVERAGE	967.58	257.92	86.16	404.97	679.93	963.89	3,682.05	772.61	\$692.96
11 CIRCUIT									
GREENBRIER	1,121.95	280.92	93.47	0.00	666.17	1,083.02	1,362.34	369.24	\$687.64
POCAHONTAS	917.00	742.50	160.69	0.00	568.67	1,327.81	1,776.95	2,859.90	\$872.49
AVERAGE	1,062.04	329.51	108.23	512.55	617.42	1,125.76	1,569.64	991.90	\$728.14
12 CIRCUIT									
FAYETTE	1,502.60	316.32	0.00	0.00	565.42	1,105.82	0.00	705.84	\$932.75
AVERAGE	1,502.60	316.32	0.00	459.66	565.42	1,105.82	0.00	705.84	\$932.75
13 CIRCUIT									
KANAWHA	712.92	363.42	103.62	0.00	694.22	882.64	1,964.71	442.60	\$349.48
AVERAGE	712.92	363.42	103.62	450.23	694.22	882.64	1,964.71	442.60	\$349.48
14 CIRCUIT									
BRAXTON	719.77	385.32	105.00	0.00	993.35	1,398.07	1,200.81	491.38	\$696.63
CLAY	1,155.45	377.06	616.57	0.00	301.40	1,023.23	3,154.50	463.23	\$766.00
GILMER	829.82	287.13	68.00	0.00	0.00	1,949.90	2,383.90	265.47	\$730.27
WEBSTER	1,413.66	331.78	202.50	0.00	779.38	1,327.39	0.00	99.79	\$861.42
AVERAGE	1,043.99	354.90	313.07	799.82	838.57	1,345.24	1,485.97	350.85	\$764.26
15 CIRCUIT									
HARRISON	1,419.48	576.47	132.34	0.00	735.41	1,474.82	3,556.15	513.75	\$1,071.87
AVERAGE	1,419.48	576.47	132.34	672.60	735.41	1,474.82	3,556.15	513.75	\$1,071.87
16 CIRCUIT									
MARION	1,230.41	354.28	128.41	0.00	517.41	1,362.61	1,420.50	442.66	\$674.96
AVERAGE	1,230.41	354.28	128.41	673.57	517.41	1,362.61	1,420.50	442.66	\$674.96

**WEST VIRGINIA PUBLIC DEFENDER SERVICES
 AVERAGE COST BY CASE TYPE
 FISCAL YEAR 2005**

CIRCUIT	FELONY	MISD	MENTAL HYGIENE	JUVENILE	PAROLE PROBAT REV	TERM ABUSE	HABEAS SUP. CT.	OTHER	CIRCUIT AVERAGE
17 CIRCUIT									
MONONGALIA	1,418.32	408.25	107.40	0.00	439.09	1,708.80	2,522.34	441.42	\$699.32
AVERAGE	1,418.32	408.25	107.40	801.17	439.09	1,708.80	2,522.34	441.42	\$699.32
18 CIRCUIT									
PRESTON	1,244.93	771.08	0.00	0.00	501.38	1,457.84	3,793.26	806.94	\$1,382.85
AVERAGE	1,244.93	771.08	0.00	857.87	501.38	1,457.84	3,793.26	806.94	\$1,382.85
19 CIRCUIT									
BARBOUR	579.28	252.03	192.71	0.00	146.25	778.22	0.00	457.25	\$440.86
TAYLOR	650.56	314.09	189.75	0.00	233.46	730.20	3,594.78	274.25	\$426.68
AVERAGE	619.20	283.77	190.84	309.04	211.66	758.14	3,594.78	347.45	\$433.11
20 CIRCUIT									
RANDOLPH	987.40	304.99	98.51	0.00	410.51	1,509.27	1,034.36	325.77	\$666.79
AVERAGE	987.40	304.99	98.51	556.96	410.51	1,509.27	1,034.36	325.77	\$666.79
21 CIRCUIT									
GRANT	1,186.20	405.34	122.67	0.00	423.39	1,717.16	1,679.28	1,500.85	\$861.69
MINERAL	621.41	290.23	99.03	0.00	388.41	1,616.47	2,995.66	649.20	\$541.49
TUCKER	718.87	342.95	110.00	257.13	364.56	1,207.91	0.00	931.11	\$561.48
AVERAGE	803.72	309.82	108.19	298.99	402.35	1,586.06	2,600.75	1,020.13	\$611.10
22 CIRCUIT									
HAMPSHIRE	1,299.80	275.60	139.20	0.00	368.49	809.64	500.00	462.65	\$678.81
HARDY	984.40	331.05	146.08	1,055.35	414.72	1,434.03	1,430.47	469.38	\$701.48
PENDLETON	1,798.49	370.63	105.00	0.00	651.32	1,447.78	4,086.75	488.77	\$1,202.04
AVERAGE	1,276.99	306.05	137.07	926.46	426.55	1,184.38	1,413.58	469.52	\$749.85
23 CIRCUIT									
BERKELEY	1,071.11	444.03	0.00	0.00	333.44	1,249.75	1,864.05	1,024.81	\$1,029.54
JEFFERSON	1,018.19	567.82	0.00	0.00	510.65	1,637.31	945.36	292.34	\$985.91
MORGAN	1,831.58	294.89	0.00	0.00	772.59	1,810.76	2,498.26	295.32	\$1,552.19
AVERAGE	1,162.34	471.31	0.00	550.72	457.02	1,391.27	2,007.49	567.76	\$1,089.80
24 CIRCUIT									
WAYNE	1,596.73	598.48	101.29	0.00	549.75	1,030.40	3,201.18	595.23	\$789.32
AVERAGE	1,596.73	598.48	101.29	300.82	549.75	1,030.40	3,201.18	595.23	\$789.32

**WEST VIRGINIA PUBLIC DEFENDER SERVICES
 AVERAGE COST BY CASE TYPE
 FISCAL YEAR 2005**

CIRCUIT	FELONY	MISD	MENTAL HYGIENE	JUVENILE	PAROLE PROBAT REV	TERM ABUSE	HABEAS SUP. CT.	OTHER	CIRCUIT AVERAGE
25 CIRCUIT									
BOONE	1,197.31	442.32	119.17	0.00	514.56	1,273.78	3,659.11	731.03	\$872.36
LINCOLN	1,797.86	446.98	164.83	0.00	477.27	1,666.25	1,481.91	508.52	\$1,035.74
AVERAGE	1,507.07	444.50	153.65	585.76	489.70	1,425.04	3,037.05	585.92	\$954.56
26 CIRCUIT									
LEWIS	990.06	431.66	126.00	0.00	843.59	899.35	1,718.77	740.23	\$314.94
UPSHUR	913.19	325.15	136.48	0.00	608.80	904.80	1,562.04	206.67	\$615.82
AVERAGE	939.58	358.92	126.80	617.82	655.76	902.70	1,614.28	400.69	\$436.14
27 CIRCUIT									
WYOMING	877.93	352.20	238.86	0.00	0.00	842.16	351.38	0.00	\$545.97
AVERAGE	877.93	352.20	238.86	313.41	0.00	842.16	351.38	0.00	\$545.97
28 CIRCUIT									
NICHOLAS	995.49	293.78	55.75	0.00	216.07	1,004.68	1,934.17	403.37	\$829.42
AVERAGE	995.49	293.78	55.75	805.62	216.07	1,004.68	1,934.17	403.37	\$829.42
29 CIRCUIT									
PUTNAM	828.90	363.18	170.56	0.00	380.04	1,096.43	1,473.33	693.91	\$515.53
AVERAGE	828.90	363.18	170.56	539.64	380.04	1,096.43	1,473.33	693.91	\$515.53
30 CIRCUIT									
MINGO	827.40	310.82	127.16	0.00	488.17	1,532.50	1,761.37	193.00	\$976.00
AVERAGE	827.40	310.82	127.16	701.58	488.17	1,532.50	1,761.37	193.00	\$976.00
31 CIRCUIT									
MONROE	682.77	269.98	140.53	0.00	0.00	578.67	2,129.52	369.78	\$464.04
SUMMERS	800.23	201.75	221.15	0.00	173.44	1,404.22	508.89	1,099.80	\$612.21
AVERAGE	752.22	237.51	170.76	459.44	173.44	1,158.79	1,319.20	807.79	\$543.77
STATE AVERAGE	1,050.02	376.88	107.94	509.64	484.62	1,143.23	2,037.96	547.25	\$616.94

**APPOINTED COUNSEL HOURS PAID
BY CASE TYPE**

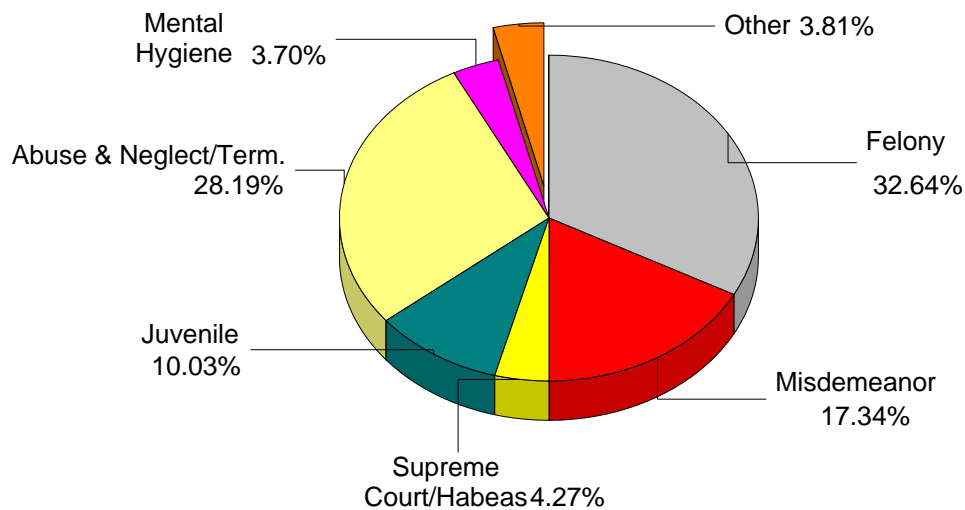
APPOINTED COUNSEL HOURS PAID IN FY 2005

Felony	94,205.5
Misdemeanor	50,051.7
Supreme Court/Habeas	12,320.8
Juvenile	28,949.7
Abuse & Neglect/Term.	81,360.9
Mental Hygiene	10,688.2
Other	11,000.9

Parole/Probation Rev., Mag. Ct. Appeal,
 Mandamus/Prohibition, Extradition,
 Contempt, Fugitive, Other

TOTAL HOURS PAID **288,577.6**

APPOINTED COUNSEL HOURS PAID IN FY 2005 BY CASE TYPE



**WEST VIRGINIA PUBLIC DEFENDER SERVICES
 APPOINTED COUNSEL HOURS PAID BY CASE TYPE
 FISCAL YEAR 2005**

CIRCUIT	FELONY	MISD	MENTAL HYGIENE	JUVENILE	PAROLE PROBAT REV	TERM ABUSE	HABEAS SUP. CT.	OTHER	TOTAL HOURS
01 CIRCUIT	5,722.7	1,357.5	820.0	1,023.2	270.3	4,873.5	695.4	739.5	15,502.1
02 CIRCUIT	1,769.4	334.0	775.1	364.7	36.2	1,455.4	40.8	88.5	4,864.1
03 CIRCUIT	3,487.2	1,889.9	111.5	764.8	114.4	1,466.7	114.6	230.6	8,179.7
04 CIRCUIT	6,593.2	10,623.0	1,023.9	1,879.9	567.5	4,416.5	521.5	746.3	26,371.8
05 CIRCUIT	4,877.8	1,913.7	407.1	637.2	144.8	2,693.9	237.9	123.1	11,035.5
06 CIRCUIT	3,717.2	665.1	1,124.3	998.7	173.7	2,503.6	911.0	130.4	10,224.0
07 CIRCUIT	1,863.4	2,164.8	4.6	1,508.3	228.1	1,801.2	178.0	519.8	8,268.2
08 CIRCUIT	1,964.1	677.7	21.0	297.1	21.4	2,847.8	880.8	30.7	6,740.6
09 CIRCUIT	4,021.1	912.1	103.8	625.9	236.0	2,266.1	403.3	60.2	8,628.5
10 CIRCUIT	2,429.1	429.8	185.1	419.2	27.9	4,083.8	631.4	32.3	8,238.6
11 CIRCUIT	1,334.6	355.9	78.6	110.8	78.1	1,435.0	116.4	78.3	3,587.7
12 CIRCUIT	1,516.2	327.2	0.0	46.6	34.5	730.8	0.0	64.6	2,719.9
13 CIRCUIT	4,366.3	2,965.7	2,558.8	1,503.0	311.3	3,982.7	1,024.2	85.7	16,797.7
14 CIRCUIT	3,786.5	2,056.0	69.0	1,693.1	152.1	3,055.5	332.4	152.3	11,296.9
15 CIRCUIT	2,106.5	1,249.6	31.5	678.3	229.0	1,939.7	606.5	62.6	6,903.7
16 CIRCUIT	5,540.8	2,619.6	628.0	2,881.7	589.6	4,832.1	650.1	330.5	18,072.4
17 CIRCUIT	5,324.6	3,647.1	432.0	1,261.0	170.4	3,020.8	437.7	373.1	14,666.7
18 CIRCUIT	599.3	261.0	0.0	205.9	9.3	1,549.0	190.7	65.2	2,880.4
19 CIRCUIT	1,547.6	1,330.3	68.1	1,280.0	71.3	1,946.4	77.6	74.1	6,395.4
20 CIRCUIT	2,206.0	983.6	72.2	1,352.5	87.6	2,328.6	39.3	60.1	7,129.9
21 CIRCUIT	2,436.5	1,251.6	53.5	1,201.8	288.8	2,717.7	530.3	264.3	8,744.5
22 CIRCUIT	3,952.4	1,725.9	39.8	819.9	314.1	2,426.7	227.8	226.8	9,733.4
23 CIRCUIT	3,214.5	818.1	0.0	900.3	216.0	7,380.4	949.2	89.7	13,568.2
24 CIRCUIT	2,395.7	867.4	210.7	275.7	112.9	2,258.1	528.3	31.7	6,680.5
25 CIRCUIT	4,872.9	845.2	136.8	1,752.0	212.1	2,551.3	428.8	270.5	11,069.6
26 CIRCUIT	2,318.4	1,157.8	1,303.6	1,263.8	453.9	2,556.9	236.3	143.2	9,433.9
27 CIRCUIT	2,513.1	2,360.3	18.2	260.3	0.0	1,286.5	0.0	0.0	6,438.4
28 CIRCUIT	1,292.8	177.0	3.8	258.3	20.4	1,452.7	80.1	57.7	3,342.8
29 CIRCUIT	3,475.9	3,005.1	309.0	1,798.5	234.3	410.0	286.3	331.8	9,850.9
30 CIRCUIT	1,345.9	471.5	49.8	489.8	38.0	4,308.8	856.0	3.7	7,563.5
31 CIRCUIT	1,613.8	608.3	48.4	397.4	13.6	782.7	108.1	76.0	3,648.3
STATE TOTAL	94,205.5	50,051.7	10,688.2	28,949.7	5,457.6	81,360.9	12,320.8	5,543.3	288,577.6

**WEST VIRGINIA PUBLIC DEFENDER SERVICES
 APPOINTED COUNSEL HOURS PAID BY CASE TYPE
 FISCAL YEAR 2005**

CIRCUIT COUNTY	FELONY	MISD	MENTAL HYGIEN	JUVENILE	PAROLE PROBAT REV	TERM ABUSE	HABEAS SUP. CT.	OTHER	TOTAL HOURS
01 CIRCUIT									
BROOKE	968.2	321.4	205.6	294.1	6.8	565.3	0.0	106.6	2,468.0
HANCOCK	1,586.5	283.8	204.7	373.3	218.8	1,383.0	158.9	90.5	4,299.5
OHIO	3,168.0	752.3	409.7	355.8	44.7	2,925.2	536.5	542.4	8,734.6
TOTAL	5,722.7	1,357.5	820.0	1,023.2	270.3	4,873.5	695.4	739.5	15,502.1
02 CIRCUIT									
MARSHALL	528.1	251.7	405.6	173.4	23.4	644.7	0.0	17.0	2,043.9
TYLER	254.0	22.1	32.7	95.8	0.0	479.1	40.8	10.0	934.5
WETZEL	987.3	60.2	336.8	95.5	12.8	331.6	0.0	61.5	1,885.7
TOTAL	1,769.4	334.0	775.1	364.7	36.2	1,455.4	40.8	88.5	4,864.1
03 CIRCUIT									
DODDRIDGE	1,282.0	547.3	9.2	349.8	58.3	358.3	24.4	56.1	2,685.4
PLEASANTS	708.0	563.0	16.1	50.6	35.1	287.3	3.1	48.7	1,711.9
RITCHIE	1,497.2	779.6	86.2	364.4	21.0	821.1	87.1	125.8	3,782.4
TOTAL	3,487.2	1,889.9	111.5	764.8	114.4	1,466.7	114.6	230.6	8,179.7
04 CIRCUIT									
WIRT	547.0	220.5	7.8	201.1	8.2	449.7	12.5	37.3	1,484.1
WOOD	6,046.2	10,402.5	1,016.1	1,678.8	559.3	3,966.8	509.0	709.0	24,887.7
TOTAL	6,593.2	10,623.0	1,023.9	1,879.9	567.5	4,416.5	521.5	746.3	26,371.8
05 CIRCUIT									
CALHOUN	188.0	67.3	92.1	122.2	0.0	379.8	0.0	2.1	851.5
JACKSON	1,122.4	131.7	25.4	163.6	17.9	672.9	53.0	4.7	2,191.6
MASON	2,301.4	1,624.8	278.9	236.1	93.5	445.7	10.0	75.1	5,065.5
ROANE	1,266.0	89.9	10.7	115.3	33.4	1,195.5	174.9	41.2	2,926.9
TOTAL	4,877.8	1,913.7	407.1	637.2	144.8	2,693.9	237.9	123.1	11,035.5
06 CIRCUIT									
CABELL	3,717.2	665.1	1,124.3	998.7	173.7	2,503.6	911.0	130.4	10,224.0
TOTAL	3,717.2	665.1	1,124.3	998.7	173.7	2,503.6	911.0	130.4	10,224.0
07 CIRCUIT									
LOGAN	1,863.4	2,164.8	4.6	1,508.3	228.1	1,801.2	178.0	519.8	8,268.2
TOTAL	1,863.4	2,164.8	4.6	1,508.3	228.1	1,801.2	178.0	519.8	8,268.2
08 CIRCUIT									
MCDOWELL	1,964.1	677.7	21.0	297.1	21.4	2,847.8	880.8	30.7	6,740.6
TOTAL	1,964.1	677.7	21.0	297.1	21.4	2,847.8	880.8	30.7	6,740.6
09 CIRCUIT									
MERCER	4,021.1	912.1	103.8	625.9	236.0	2,266.1	403.3	60.2	8,628.5
TOTAL	4,021.1	912.1	103.8	625.9	236.0	2,266.1	403.3	60.2	8,628.5
10 CIRCUIT									
RALEIGH	2,429.1	429.8	185.1	419.2	27.9	4,083.8	631.4	32.3	8,238.6
TOTAL	2,429.1	429.8	185.1	419.2	27.9	4,083.8	631.4	32.3	8,238.6

**WEST VIRGINIA PUBLIC DEFENDER SERVICES
 APPOINTED COUNSEL HOURS PAID BY CASE TYPE
 FISCAL YEAR 2005**

CIRCUIT COUNTY	FELONY	MISD	MENTAL HYGIEN	JUVENILE	PAROLE PROBATION REV	TERM ABUSE	HABEAS SUP. CT.	OTHER	TOTAL HOURS
11 CIRCUIT									
GREENBRIER	994.2	262.1	53.2	74.3	42.9	1,144.2	56.4	23.6	2,650.9
POCAHONTAS	340.4	93.8	25.4	36.5	35.2	290.8	60.0	54.7	936.8
TOTAL	1,334.6	355.9	78.6	110.8	78.1	1,435.0	116.4	78.3	3,587.7
12 CIRCUIT									
FAYETTE	1,516.2	327.2	0.0	46.6	34.5	730.8	0.0	64.6	2,719.9
TOTAL	1,516.2	327.2	0.0	46.6	34.5	730.8	0.0	64.6	2,719.9
13 CIRCUIT									
KANAWHA	4,366.3	2,965.7	2,558.8	1,503.0	311.3	3,982.7	1,024.2	85.7	16,797.7
TOTAL	4,366.3	2,965.7	2,558.8	1,503.0	311.3	3,982.7	1,024.2	85.7	16,797.7
14 CIRCUIT									
BRAXTON	922.2	843.0	4.0	805.2	90.8	845.0	214.5	84.2	3,808.9
CLAY	745.7	431.5	46.0	383.3	5.5	535.7	70.1	24.5	2,242.3
GILMER	414.0	213.8	1.2	248.2	0.0	480.8	47.8	35.9	1,441.7
WEBSTER	1,704.6	567.7	17.8	256.4	55.8	1,194.0	0.0	7.7	3,804.0
TOTAL	3,786.5	2,056.0	69.0	1,693.1	152.1	3,055.5	332.4	152.3	11,296.9
15 CIRCUIT									
HARRISON	2,106.5	1,249.6	31.5	678.3	229.0	1,939.7	606.5	62.6	6,903.7
TOTAL	2,106.5	1,249.6	31.5	678.3	229.0	1,939.7	606.5	62.6	6,903.7
16 CIRCUIT									
MARION	5,540.8	2,619.6	628.0	2,881.7	589.6	4,832.1	650.1	330.5	18,072.4
TOTAL	5,540.8	2,619.6	628.0	2,881.7	589.6	4,832.1	650.1	330.5	18,072.4
17 CIRCUIT									
MONONGALIA ^A	5,324.6	3,647.1	432.0	1,261.0	170.4	3,020.8	437.7	373.1	14,666.7
TOTAL	5,324.6	3,647.1	432.0	1,261.0	170.4	3,020.8	437.7	373.1	14,666.7
18 CIRCUIT									
PRESTON	599.3	261.0	0.0	205.9	9.3	1,549.0	190.7	65.2	2,880.4
TOTAL	599.3	261.0	0.0	205.9	9.3	1,549.0	190.7	65.2	2,880.4
19 CIRCUIT									
BARBOUR	610.3	581.1	25.0	502.1	12.2	1,181.2	0.0	39.8	2,951.7
TAYLOR	937.3	749.2	43.1	777.9	59.1	765.2	77.6	34.3	3,443.7
TOTAL	1,547.6	1,330.3	68.1	1,280.0	71.3	1,946.4	77.6	74.1	6,395.4
20 CIRCUIT									
RANDOLPH	2,206.0	983.6	72.2	1,352.5	87.6	2,328.6	39.3	60.1	7,129.9
TOTAL	2,206.0	983.6	72.2	1,352.5	87.6	2,328.6	39.3	60.1	7,129.9
21 CIRCUIT									
GRANT	1,129.9	242.5	21.1	322.9	134.6	472.2	100.2	148.9	2,572.3
MINERAL	1,185.8	943.8	30.4	792.3	132.0	2,010.9	430.1	80.0	5,605.3
TUCKER	120.8	65.3	2.0	86.6	22.2	234.6	0.0	35.4	566.9
TOTAL	2,436.5	1,251.6	53.5	1,201.8	288.8	2,717.7	530.3	264.3	8,744.5

**WEST VIRGINIA PUBLIC DEFENDER SERVICES
 APPOINTED COUNSEL HOURS PAID BY CASE TYPE
 FISCAL YEAR 2005**

CIRCUIT COUNTY	FELONY	MISD	MENTAL HYGIEN	JUVENILE	PAROLE PROBAT REV	TERM ABUSE	HABEAS SUP. CT.	OTHER	TOTAL HOURS
22 CIRCUIT									
HAMPSHIRE	2,038.4	739.6	22.8	480.5	81.6	655.5	31.6	99.2	4,149.2
HARDY	1,096.9	846.3	13.0	266.0	180.1	1,290.3	115.5	93.3	3,901.4
PENDLETON	817.1	140.0	4.0	73.4	52.4	480.9	80.7	34.3	1,682.8
TOTAL	3,952.4	1,725.9	39.8	819.9	314.1	2,426.7	227.8	226.8	9,733.4
23 CIRCUIT									
BERKELEY	2,131.7	493.0	0.0	492.1	80.4	4,782.8	438.5	64.8	8,483.3
JEFFERSON	494.0	274.5	0.0	285.8	85.6	1,751.3	61.1	16.9	2,969.2
MORGAN	588.8	50.6	0.0	122.4	50.0	846.3	449.6	8.0	2,115.7
TOTAL	3,214.5	818.1	0.0	900.3	216.0	7,380.4	949.2	89.7	13,568.2
24 CIRCUIT									
WAYNE	2,395.7	867.4	210.7	275.7	112.9	2,258.1	528.3	31.7	6,680.5
TOTAL	2,395.7	867.4	210.7	275.7	112.9	2,258.1	528.3	31.7	6,680.5
25 CIRCUIT									
BOONE	1,880.8	451.6	26.0	770.4	71.1	1,321.3	363.6	118.2	5,003.0
LINCOLN	2,992.1	393.6	110.8	981.6	141.0	1,230.0	65.2	152.3	6,066.6
TOTAL	4,872.9	845.2	136.8	1,752.0	212.1	2,551.3	428.8	270.5	11,069.6
26 CIRCUIT									
LEWIS	815.4	433.6	1,205.3	343.8	115.5	956.1	37.9	85.1	3,992.7
UPSHUR	1,503.0	724.2	98.3	920.0	338.4	1,600.8	198.4	58.1	5,441.2
TOTAL	2,318.4	1,157.8	1,303.6	1,263.8	453.9	2,556.9	236.3	143.2	9,433.9
27 CIRCUIT									
WYOMING	2,513.1	2,360.3	18.2	260.3	0.0	1,286.5	0.0	0.0	6,438.4
TOTAL	2,513.1	2,360.3	18.2	260.3	0.0	1,286.5	0.0	0.0	6,438.4
28 CIRCUIT									
NICHOLAS	1,292.8	177.0	3.8	258.3	20.4	1,452.7	80.1	57.7	3,342.8
TOTAL	1,292.8	177.0	3.8	258.3	20.4	1,452.7	80.1	57.7	3,342.8
29 CIRCUIT									
PUTNAM	3,475.9	3,005.1	309.0	1,798.5	234.3	410.0	286.3	331.8	9,850.9
TOTAL	3,475.9	3,005.1	309.0	1,798.5	234.3	410.0	286.3	331.8	9,850.9
30 CIRCUIT									
MINGO	1,345.9	471.5	49.8	489.8	38.0	4,308.8	856.0	3.7	7,563.5
TOTAL	1,345.9	471.5	49.8	489.8	38.0	4,308.8	856.0	3.7	7,563.5
31 CIRCUIT									
MONROE	591.5	360.4	23.4	242.5	0.0	100.5	87.2	13.4	1,418.9
SUMMERS	1,022.3	247.9	25.0	154.9	13.6	682.2	20.9	62.6	2,229.4
TOTAL	1,613.8	608.3	48.4	397.4	13.6	782.7	108.1	76.0	3,648.3
STATE TOTAL	94,205.5	50,051.7	10,688.2	28,949.7	5,457.6	81,360.9	12,320.8	5,543.3	288,577.6

**APPOINTED COUNSEL FEES PAID
BY CASE TYPE**

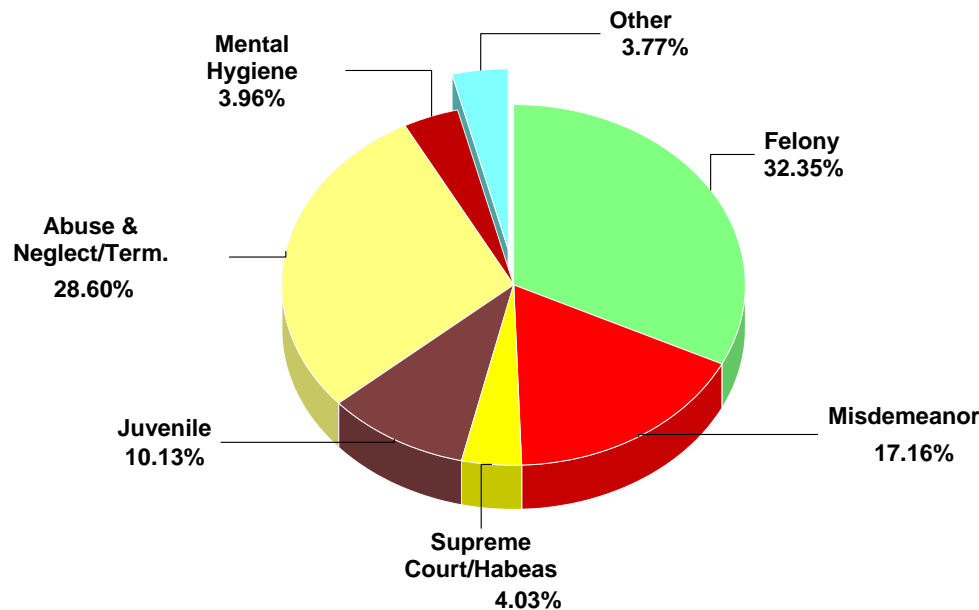
APPOINTED COUNSEL FEES PAID IN FY 2005

Felony	\$4,521,597.00
Misdemeanor	\$2,399,085.20
Supreme Court/Habeas	\$562,778.50
Juvenile	\$1,415,556.75
Abuse & Neglect/Term.	\$3,998,420.00
Mental Hygiene	\$553,223.00
Other	\$527,441.50

Parole/Probation Rev., Mag. Ct. Appeal, Mandamus/Prohibition, Extradition, Contempt, Fugitive, Other
--

TOTAL FEES PAID	\$13,978,101.95
------------------------	------------------------

APPOINTED COUNSEL FEES PAID IN FY 2005 BY CASE TYPE



**WEST VIRGINIA PUBLIC DEFENDER SERVICES
 APPOINTED COUNSEL FEES PAID BY CASE TYPE
 FISCAL YEAR 2005**

CIRCUIT	FELONY	MISD	MENTAL HYGIENE	JUVENILE	PAROLE PROBAT REV	TERM ABUSE	HABEAS SUP. CT.	OTHER	TOTAL FEE
01 CIRCUIT	\$270,909.50	\$64,579.50	\$40,962.00	\$49,836.00	\$12,861.50	\$231,579.50	\$31,561.00	\$34,442.50	\$736,731.50
02 CIRCUIT	\$86,001.00	\$16,350.00	\$38,397.50	\$18,137.50	\$1,783.00	\$71,413.00	\$1,966.00	\$4,384.50	\$238,432.50
03 CIRCUIT	\$162,782.00	\$89,339.50	\$5,897.50	\$37,138.00	\$5,492.00	\$70,177.50	\$5,181.00	\$10,803.00	\$386,810.50
04 CIRCUIT	\$311,540.00	\$502,303.00	\$53,979.50	\$90,459.50	\$27,041.50	\$210,046.50	\$23,777.50	\$35,067.50	\$1,254,215.00
05 CIRCUIT	\$237,389.00	\$91,688.50	\$20,681.50	\$31,512.00	\$7,180.00	\$137,933.50	\$10,959.50	\$6,125.50	\$543,469.50
06 CIRCUIT	\$180,838.00	\$33,583.50	\$57,449.50	\$51,073.50	\$8,498.50	\$130,278.00	\$41,673.00	\$6,202.00	\$509,596.00
07 CIRCUIT	\$88,523.00	\$103,180.00	\$241.00	\$72,525.50	\$10,866.50	\$87,098.00	\$8,186.00	\$24,253.00	\$394,873.00
08 CIRCUIT	\$97,228.50	\$32,286.50	\$1,125.00	\$15,081.50	\$1,083.00	\$138,773.00	\$39,724.50	\$1,509.50	\$326,811.50
09 CIRCUIT	\$197,007.50	\$45,888.50	\$5,949.00	\$31,325.50	\$11,586.00	\$116,440.50	\$18,584.50	\$2,951.00	\$429,732.50
10 CIRCUIT	\$115,107.50	\$21,341.00	\$9,393.50	\$20,430.00	\$1,349.50	\$201,263.00	\$28,571.00	\$1,527.50	\$398,983.00
11 CIRCUIT	\$63,191.00	\$17,107.50	\$4,431.00	\$5,546.00	\$3,704.50	\$69,023.00	\$5,324.00	\$3,769.50	\$172,096.50
12 CIRCUIT	\$72,509.00	\$15,884.00	\$0.00	\$2,253.00	\$1,674.50	\$35,084.00	\$0.00	\$3,369.00	\$130,773.50
13 CIRCUIT	\$210,195.00	\$147,585.00	\$136,520.00	\$75,485.25	\$15,120.50	\$196,505.50	\$47,245.00	\$3,972.50	\$832,628.75
14 CIRCUIT	\$180,464.50	\$97,386.00	\$3,671.00	\$82,053.50	\$7,370.50	\$149,238.00	\$15,220.00	\$7,481.50	\$542,885.00
15 CIRCUIT	\$99,826.50	\$59,058.00	\$1,581.50	\$32,691.50	\$10,719.00	\$92,570.50	\$27,618.50	\$3,033.00	\$327,098.50
16 CIRCUIT	\$258,536.50	\$123,343.00	\$35,082.00	\$135,564.50	\$27,810.00	\$228,462.50	\$29,468.50	\$15,412.50	\$853,679.50
17 CIRCUIT	\$250,787.00	\$171,996.20	\$22,132.00	\$61,025.00	\$7,980.00	\$143,660.00	\$19,898.50	\$17,915.50	\$695,394.20
18 CIRCUIT	\$28,614.50	\$12,231.00	\$0.00	\$9,745.50	\$454.50	\$74,767.00	\$8,873.50	\$3,054.00	\$137,740.00
19 CIRCUIT	\$72,542.00	\$62,423.50	\$3,592.50	\$59,796.00	\$3,384.50	\$90,934.00	\$3,492.00	\$3,474.50	\$299,639.00
20 CIRCUIT	\$106,174.00	\$47,844.00	\$4,037.00	\$65,974.50	\$4,356.00	\$111,873.00	\$1,794.50	\$3,044.50	\$345,097.50
21 CIRCUIT	\$115,598.50	\$60,144.00	\$2,907.50	\$57,137.00	\$13,810.00	\$131,224.50	\$24,145.50	\$12,847.50	\$417,814.50
22 CIRCUIT	\$193,668.00	\$84,071.50	\$2,185.00	\$40,389.50	\$15,578.50	\$120,125.50	\$10,595.00	\$11,284.00	\$477,897.00
23 CIRCUIT	\$157,094.50	\$39,898.50	\$0.00	\$45,097.50	\$10,528.00	\$379,894.00	\$43,106.00	\$4,210.50	\$679,829.00
24 CIRCUIT	\$115,760.50	\$41,837.00	\$10,805.50	\$14,032.50	\$5,634.50	\$116,050.50	\$24,137.50	\$1,534.50	\$329,792.50
25 CIRCUIT	\$241,170.50	\$41,482.00	\$7,234.00	\$87,814.00	\$10,196.50	\$127,296.50	\$19,580.00	\$13,220.50	\$547,994.00
26 CIRCUIT	\$110,496.00	\$55,647.00	\$63,550.00	\$65,001.00	\$21,927.50	\$128,018.50	\$10,677.50	\$6,836.00	\$462,153.50
27 CIRCUIT	\$119,996.50	\$111,675.50	\$925.00	\$12,941.50	\$0.00	\$62,480.50	\$0.00	\$0.00	\$308,019.00
28 CIRCUIT	\$63,820.00	\$8,769.00	\$223.00	\$12,443.50	\$1,002.00	\$71,813.50	\$3,700.50	\$2,764.50	\$164,536.00
29 CIRCUIT	\$167,893.00	\$146,335.50	\$14,955.00	\$88,466.50	\$11,465.50	\$20,326.00	\$13,089.50	\$15,875.00	\$478,406.00
30 CIRCUIT	\$66,666.50	\$24,413.50	\$2,653.00	\$24,671.00	\$1,922.00	\$214,381.00	\$39,650.00	\$188.50	\$374,545.50
31 CIRCUIT	\$79,267.00	\$29,413.50	\$2,662.00	\$19,909.00	\$666.00	\$39,689.50	\$4,978.50	\$3,842.00	\$180,427.50
STATE TOTAL	\$4,521,597.00	\$2,399,085.20	\$553,223.00	\$1,415,556.75	\$263,046.00	\$3,998,420.00	\$562,778.50	\$264,395.50	\$13,978,101.95

**WEST VIRGINIA PUBLIC DEFENDER SERVICES
 APPOINTED COUNSEL FEES PAID BY CASE TYPE
 FISCAL YEAR 2005**

CIRCUIT	FELONY	MISD	MENTAL HYGIENE	JUVENILE	PAROLE PROBAT REV	TERM ABUSE	HABEAS SUP. CT.	OTHER	TOTAL FEE
01 CIRCUIT									
BROOKE	\$45,883.00	\$15,213.00	\$10,182.00	\$14,752.50	\$316.00	\$27,204.50	\$0.00	\$4,905.00	\$118,456.00
HANCOCK	\$77,244.50	\$14,021.00	\$10,277.50	\$17,996.50	\$10,456.00	\$66,389.00	\$7,216.50	\$4,292.50	\$207,893.50
OHIO	\$147,782.00	\$35,345.50	\$20,502.50	\$17,087.00	\$2,089.50	\$137,986.00	\$24,344.50	\$25,245.00	\$410,382.00
TOTAL	\$270,909.50	\$64,579.50	\$40,962.00	\$49,836.00	\$12,861.50	\$231,579.50	\$31,561.00	\$34,442.50	\$736,731.50
02 CIRCUIT									
MARSHALL	\$26,344.50	\$12,288.50	\$20,198.00	\$8,339.00	\$1,173.00	\$31,173.50	\$0.00	\$905.00	\$100,421.50
TYLER	\$12,114.00	\$1,094.50	\$1,577.50	\$4,875.00	\$0.00	\$23,899.50	\$1,966.00	\$490.00	\$46,016.50
WETZEL	\$47,542.50	\$2,967.00	\$16,622.00	\$4,923.50	\$610.00	\$16,340.00	\$0.00	\$2,989.50	\$91,994.50
TOTAL	\$86,001.00	\$16,350.00	\$38,397.50	\$18,137.50	\$1,783.00	\$71,413.00	\$1,966.00	\$4,384.50	\$238,432.50
03 CIRCUIT									
DODDRIDGE	\$59,578.00	\$25,884.50	\$490.00	\$16,885.00	\$2,801.50	\$17,189.50	\$1,108.00	\$2,642.50	\$126,579.00
PLEASANTS	\$32,930.00	\$26,437.00	\$822.50	\$2,411.00	\$1,713.50	\$13,590.50	\$139.50	\$2,259.50	\$80,303.50
RITCHIE	\$70,274.00	\$37,018.00	\$4,585.00	\$17,842.00	\$977.00	\$39,397.50	\$3,933.50	\$5,901.00	\$179,928.00
TOTAL	\$162,782.00	\$89,339.50	\$5,897.50	\$37,138.00	\$5,492.00	\$70,177.50	\$5,181.00	\$10,803.00	\$386,810.50
04 CIRCUIT									
WIRT	\$26,081.00	\$10,654.50	\$419.00	\$9,609.50	\$389.00	\$21,342.50	\$582.50	\$1,800.50	\$70,878.50
WOOD	\$285,459.00	\$491,648.50	\$53,560.50	\$80,850.00	\$26,652.50	\$188,704.00	\$23,195.00	\$33,267.00	\$1,183,336.50
TOTAL	\$311,540.00	\$502,303.00	\$53,979.50	\$90,459.50	\$27,041.50	\$210,046.50	\$23,777.50	\$35,067.50	\$1,254,215.00
05 CIRCUIT									
CALHOUN	\$9,296.00	\$3,308.50	\$4,686.50	\$5,917.00	\$0.00	\$19,413.00	\$0.00	\$94.50	\$42,715.50
JACKSON	\$53,882.00	\$6,534.50	\$1,323.00	\$8,000.00	\$857.50	\$33,422.50	\$2,483.00	\$241.50	\$106,744.00
MASON	\$112,815.00	\$77,254.00	\$13,992.50	\$11,462.50	\$4,677.50	\$22,722.50	\$450.00	\$3,753.50	\$247,127.50
ROANE	\$61,396.00	\$4,591.50	\$679.50	\$6,132.50	\$1,645.00	\$62,375.50	\$8,026.50	\$2,036.00	\$146,882.50
TOTAL	\$237,389.00	\$91,688.50	\$20,681.50	\$31,512.00	\$7,180.00	\$137,933.50	\$10,959.50	\$6,125.50	\$543,469.50
06 CIRCUIT									
CABELL	\$180,838.00	\$33,583.50	\$57,449.50	\$51,073.50	\$8,498.50	\$130,278.00	\$41,673.00	\$6,202.00	\$509,596.00
TOTAL	\$180,838.00	\$33,583.50	\$57,449.50	\$51,073.50	\$8,498.50	\$130,278.00	\$41,673.00	\$6,202.00	\$509,596.00
07 CIRCUIT									
LOGAN	\$88,523.00	\$103,180.00	\$241.00	\$72,525.50	\$10,866.50	\$87,098.00	\$8,186.00	\$24,253.00	\$394,873.00
TOTAL	\$88,523.00	\$103,180.00	\$241.00	\$72,525.50	\$10,866.50	\$87,098.00	\$8,186.00	\$24,253.00	\$394,873.00

**WEST VIRGINIA PUBLIC DEFENDER SERVICES
 APPOINTED COUNSEL FEES PAID BY CASE TYPE
 FISCAL YEAR 2005**

CIRCUIT	FELONY	MISD	MENTAL HYGIENE	JUVENILE	PAROLE PROBAT REV	TERM ABUSE	HABEAS SUP. CT.	OTHER	TOTAL FEE
08 CIRCUIT									
MCDOWELL	\$97,228.50	\$32,286.50	\$1,125.00	\$15,081.50	\$1,083.00	\$138,773.00	\$39,724.50	\$1,509.50	\$326,811.50
TOTAL	\$97,228.50	\$32,286.50	\$1,125.00	\$15,081.50	\$1,083.00	\$138,773.00	\$39,724.50	\$1,509.50	\$326,811.50
09 CIRCUIT									
MERCER	\$197,007.50	\$45,888.50	\$5,949.00	\$31,325.50	\$11,586.00	\$116,440.50	\$18,584.50	\$2,951.00	\$429,732.50
TOTAL	\$197,007.50	\$45,888.50	\$5,949.00	\$31,325.50	\$11,586.00	\$116,440.50	\$18,584.50	\$2,951.00	\$429,732.50
10 CIRCUIT									
RALEIGH	\$115,107.50	\$21,341.00	\$9,393.50	\$20,430.00	\$1,349.50	\$201,263.00	\$28,571.00	\$1,527.50	\$398,983.00
TOTAL	\$115,107.50	\$21,341.00	\$9,393.50	\$20,430.00	\$1,349.50	\$201,263.00	\$28,571.00	\$1,527.50	\$398,983.00
11 CIRCUIT									
GREENBRIER	\$47,225.00	\$12,652.50	\$2,986.00	\$3,697.50	\$1,998.50	\$55,267.00	\$2,594.00	\$1,106.00	\$127,526.50
POCAHONTAS	\$15,966.00	\$4,455.00	\$1,445.00	\$1,848.50	\$1,706.00	\$13,756.00	\$2,730.00	\$2,663.50	\$44,570.00
TOTAL	\$63,191.00	\$17,107.50	\$4,431.00	\$5,546.00	\$3,704.50	\$69,023.00	\$5,324.00	\$3,769.50	\$172,096.50
12 CIRCUIT									
FAYETTE	\$72,509.00	\$15,884.00	\$0.00	\$2,253.00	\$1,674.50	\$35,084.00	\$0.00	\$3,369.00	\$130,773.50
TOTAL	\$72,509.00	\$15,884.00	\$0.00	\$2,253.00	\$1,674.50	\$35,084.00	\$0.00	\$3,369.00	\$130,773.50
13 CIRCUIT									
KANAWHA	\$210,195.00	\$147,585.00	\$136,520.00	\$75,485.25	\$15,120.50	\$196,505.50	\$47,245.00	\$3,972.50	\$832,628.75
TOTAL	\$210,195.00	\$147,585.00	\$136,520.00	\$75,485.25	\$15,120.50	\$196,505.50	\$47,245.00	\$3,972.50	\$832,628.75
14 CIRCUIT									
BRAXTON	\$43,809.00	\$39,555.00	\$210.00	\$38,730.00	\$4,478.00	\$41,979.50	\$9,850.50	\$4,031.00	\$182,643.00
CLAY	\$36,204.50	\$20,825.50	\$2,448.00	\$18,778.50	\$257.50	\$25,916.50	\$3,154.50	\$1,350.50	\$108,935.50
GILMER	\$19,828.00	\$10,241.00	\$68.00	\$12,191.00	\$0.00	\$23,452.00	\$2,215.00	\$1,723.50	\$69,718.50
WEBSTER	\$80,623.00	\$26,764.50	\$945.00	\$12,354.00	\$2,635.00	\$57,890.00	\$0.00	\$376.50	\$181,588.00
TOTAL	\$180,464.50	\$97,386.00	\$3,671.00	\$82,053.50	\$7,370.50	\$149,238.00	\$15,220.00	\$7,481.50	\$542,885.00
15 CIRCUIT									
HARRISON	\$99,826.50	\$59,058.00	\$1,581.50	\$32,691.50	\$10,719.00	\$92,570.50	\$27,618.50	\$3,033.00	\$327,098.50
TOTAL	\$99,826.50	\$59,058.00	\$1,581.50	\$32,691.50	\$10,719.00	\$92,570.50	\$27,618.50	\$3,033.00	\$327,098.50
16 CIRCUIT									
MARION	\$258,536.50	\$123,343.00	\$35,082.00	\$135,564.50	\$27,810.00	\$228,462.50	\$29,468.50	\$15,412.50	\$853,679.50
TOTAL	\$258,536.50	\$123,343.00	\$35,082.00	\$135,564.50	\$27,810.00	\$228,462.50	\$29,468.50	\$15,412.50	\$853,679.50

**WEST VIRGINIA PUBLIC DEFENDER SERVICES
 APPOINTED COUNSEL FEES PAID BY CASE TYPE
 FISCAL YEAR 2005**

CIRCUIT	FELONY	MISD	MENTAL HYGIENE	JUVENILE	PAROLE PROBAT REV	TERM ABUSE	HABEAS SUP. CT.	OTHER	TOTAL FEE
17 CIRCUIT									
MONONGALIA	\$250,787.00	\$171,996.20	\$22,132.00	\$61,025.00	\$7,980.00	\$143,660.00	\$19,898.50	\$17,915.50	\$695,394.20
TOTAL	\$250,787.00	\$171,996.20	\$22,132.00	\$61,025.00	\$7,980.00	\$143,660.00	\$19,898.50	\$17,915.50	\$695,394.20
18 CIRCUIT									
PRESTON	\$28,614.50	\$12,231.00	\$0.00	\$9,745.50	\$454.50	\$74,767.00	\$8,873.50	\$3,054.00	\$137,740.00
TOTAL	\$28,614.50	\$12,231.00	\$0.00	\$9,745.50	\$454.50	\$74,767.00	\$8,873.50	\$3,054.00	\$137,740.00
19 CIRCUIT									
BARBOUR	\$28,391.50	\$26,941.50	\$1,333.00	\$23,324.50	\$585.00	\$54,986.00	\$0.00	\$1,829.00	\$137,390.50
TAYLOR	\$44,150.50	\$35,482.00	\$2,259.50	\$36,471.50	\$2,799.50	\$35,948.00	\$3,492.00	\$1,645.50	\$162,248.50
TOTAL	\$72,542.00	\$62,423.50	\$3,592.50	\$59,796.00	\$3,384.50	\$90,934.00	\$3,492.00	\$3,474.50	\$299,639.00
20 CIRCUIT									
RANDOLPH	\$106,174.00	\$47,844.00	\$4,037.00	\$65,974.50	\$4,356.00	\$111,873.00	\$1,794.50	\$3,044.50	\$345,097.50
TOTAL	\$106,174.00	\$47,844.00	\$4,037.00	\$65,974.50	\$4,356.00	\$111,873.00	\$1,794.50	\$3,044.50	\$345,097.50
21 CIRCUIT									
GRANT	\$53,195.50	\$11,464.50	\$1,219.50	\$15,358.50	\$6,603.00	\$22,287.00	\$4,711.00	\$7,154.50	\$121,993.50
MINERAL	\$56,709.00	\$45,437.00	\$1,578.00	\$37,675.50	\$6,152.00	\$97,374.50	\$19,434.50	\$3,870.00	\$268,230.50
TUCKER	\$5,694.00	\$3,242.50	\$110.00	\$4,103.00	\$1,055.00	\$11,563.00	\$0.00	\$1,823.00	\$27,590.50
TOTAL	\$115,598.50	\$60,144.00	\$2,907.50	\$57,137.00	\$13,810.00	\$131,224.50	\$24,145.50	\$12,847.50	\$417,814.50
22 CIRCUIT									
HAMPSHIRE	\$99,740.00	\$36,770.00	\$1,246.00	\$23,986.50	\$4,002.00	\$33,123.50	\$1,500.00	\$4,990.00	\$205,358.00
HARDY	\$53,778.50	\$40,645.50	\$729.00	\$12,942.00	\$9,000.50	\$63,199.50	\$5,313.50	\$4,562.50	\$190,171.00
PENDLETON	\$40,149.50	\$6,656.00	\$210.00	\$3,461.00	\$2,576.00	\$23,802.50	\$3,781.50	\$1,731.50	\$82,368.00
TOTAL	\$193,668.00	\$84,071.50	\$2,185.00	\$40,389.50	\$15,578.50	\$120,125.50	\$10,595.00	\$11,284.00	\$477,897.00
23 CIRCUIT									
BERKELEY	\$104,342.50	\$23,947.00	\$0.00	\$24,540.50	\$3,936.00	\$247,890.00	\$19,868.50	\$2,996.00	\$427,520.50
JEFFERSON	\$24,442.00	\$13,350.50	\$0.00	\$14,273.00	\$4,284.00	\$88,894.50	\$2,759.50	\$832.50	\$148,836.00
MORGAN	\$28,310.00	\$2,601.00	\$0.00	\$6,284.00	\$2,308.00	\$43,109.50	\$20,478.00	\$382.00	\$103,472.50
TOTAL	\$157,094.50	\$39,898.50	\$0.00	\$45,097.50	\$10,528.00	\$379,894.00	\$43,106.00	\$4,210.50	\$679,829.00
24 CIRCUIT									
WAYNE	\$115,760.50	\$41,837.00	\$10,805.50	\$14,032.50	\$5,634.50	\$116,050.50	\$24,137.50	\$1,534.50	\$329,792.50
TOTAL	\$115,760.50	\$41,837.00	\$10,805.50	\$14,032.50	\$5,634.50	\$116,050.50	\$24,137.50	\$1,534.50	\$329,792.50

**WEST VIRGINIA PUBLIC DEFENDER SERVICES
 APPOINTED COUNSEL FEES PAID BY CASE TYPE
 FISCAL YEAR 2005**

CIRCUIT	FELONY	MISD	MENTAL HYGIENE	JUVENILE	PAROLE PROBAT REV	TERM ABUSE	HABEAS SUP. CT.	OTHER	TOTAL FEE
25 CIRCUIT									
BOONE	\$91,975.00	\$22,390.00	\$1,430.00	\$38,996.00	\$3,563.50	\$68,132.50	\$16,640.00	\$5,759.00	\$248,886.00
LINCOLN	\$149,195.50	\$19,092.00	\$5,804.00	\$48,818.00	\$6,633.00	\$59,164.00	\$2,940.00	\$7,461.50	\$299,108.00
TOTAL	\$241,170.50	\$41,482.00	\$7,234.00	\$87,814.00	\$10,196.50	\$127,296.50	\$19,580.00	\$13,220.50	\$547,994.00
26 CIRCUIT									
LEWIS	\$38,899.00	\$20,742.00	\$58,180.50	\$17,023.00	\$5,557.50	\$47,510.50	\$1,705.50	\$4,009.50	\$193,627.50
UPSHUR	\$71,597.00	\$34,905.00	\$5,369.50	\$47,978.00	\$16,370.00	\$80,508.00	\$8,972.00	\$2,826.50	\$268,526.00
TOTAL	\$110,496.00	\$55,647.00	\$63,550.00	\$65,001.00	\$21,927.50	\$128,018.50	\$10,677.50	\$6,836.00	\$462,153.50
27 CIRCUIT									
WYOMING	\$119,996.50	\$111,675.50	\$925.00	\$12,941.50	\$0.00	\$62,480.50	\$0.00	\$0.00	\$308,019.00
TOTAL	\$119,996.50	\$111,675.50	\$925.00	\$12,941.50	\$0.00	\$62,480.50	\$0.00	\$0.00	\$308,019.00
28 CIRCUIT									
NICHOLAS	\$63,820.00	\$8,769.00	\$223.00	\$12,443.50	\$1,002.00	\$71,813.50	\$3,700.50	\$2,764.50	\$164,536.00
TOTAL	\$63,820.00	\$8,769.00	\$223.00	\$12,443.50	\$1,002.00	\$71,813.50	\$3,700.50	\$2,764.50	\$164,536.00
29 CIRCUIT									
PUTNAM	\$167,893.00	\$146,335.50	\$14,955.00	\$88,466.50	\$11,465.50	\$20,326.00	\$13,089.50	\$15,875.00	\$478,406.00
TOTAL	\$167,893.00	\$146,335.50	\$14,955.00	\$88,466.50	\$11,465.50	\$20,326.00	\$13,089.50	\$15,875.00	\$478,406.00
30 CIRCUIT									
MINGO	\$66,666.50	\$24,413.50	\$2,653.00	\$24,671.00	\$1,922.00	\$214,381.00	\$39,650.00	\$188.50	\$374,545.50
TOTAL	\$66,666.50	\$24,413.50	\$2,653.00	\$24,671.00	\$1,922.00	\$214,381.00	\$39,650.00	\$188.50	\$374,545.50
31 CIRCUIT									
MONROE	\$28,987.50	\$17,596.00	\$1,361.00	\$12,158.50	\$0.00	\$5,062.50	\$4,038.00	\$725.00	\$69,928.50
SUMMERS	\$50,279.50	\$11,817.50	\$1,301.00	\$7,750.50	\$666.00	\$34,627.00	\$940.50	\$3,117.00	\$110,499.00
TOTAL	\$79,267.00	\$29,413.50	\$2,662.00	\$19,909.00	\$666.00	\$39,689.50	\$4,978.50	\$3,842.00	\$180,427.50
STATE TOTAL	\$4,521,597.00	\$2,399,085.20	\$553,223.00	\$1,415,556.75	\$263,046.00	\$3,998,420.00	\$562,778.50	\$264,395.50	\$13,978,101.95

**APPOINTED COUNSEL EXPENSES PAID
BY CASE TYPE**

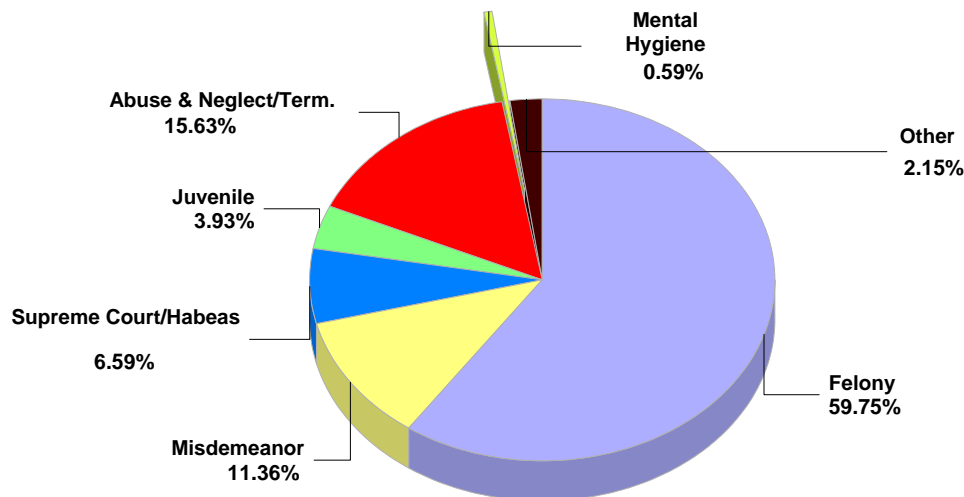
APPOINTED COUNSEL EXPENSES PAID IN FY 2005 INCLUDING DIRECT EXPENSES PAID

Felony	\$1,050,844.34
Misdemeanor	\$199,882.63
Supreme Court/Habeas	\$115,862.99
Juvenile	\$69,038.41
Abuse & Neglect/Term.	\$274,973.73
Mental Hygiene	\$10,344.32
Other	\$37,896.06

Parole/Probation Rev., Mag. Ct. Appeal, Mandamus/Prohibition, Extradition, Contempt, Fugitive, Other
--

TOTAL EXPENSES PAID	\$1,758,842.48
----------------------------	-----------------------

APPOINTED COUNSEL EXPENSES PAID FY 2005 BY CASE TYPE



**WEST VIRGINIA PUBLIC DEFENDER SERVICES
 APPOINTED COUNSEL EXPENSES PAID BY CASE TYPE
 FISCAL YEAR 2005**

CIRCUIT	FELONY	MISD	MENTAL HYGIENE	JUVENILE	PAROLE PROBAT REV	TERM ABUSE	HABEAS SUP. CT.	OTHER	TOTAL EXPENSES	
01	CIRCUIT	\$145,403.25	\$1,687.32	\$840.24	\$1,723.86	\$652.64	\$24,317.53	\$3,062.77	\$2,564.41	\$180,252.02
02	CIRCUIT	\$3,995.82	\$216.19	\$1,426.44	\$283.33	\$20.88	\$2,528.66	\$106.50	\$263.77	\$8,841.59
03	CIRCUIT	\$31,681.74	\$9,362.70	\$124.39	\$3,683.71	\$437.42	\$5,581.10	\$869.67	\$612.77	\$52,353.50
04	CIRCUIT	\$123,562.75	\$86,028.37	\$1,947.13	\$6,243.29	\$2,511.97	\$35,862.04	\$18,502.51	\$2,452.08	\$277,110.14
05	CIRCUIT	\$12,406.56	\$3,634.47	\$47.78	\$2,233.10	\$280.68	\$4,938.29	\$670.79	\$104.78	\$24,316.45
06	CIRCUIT	\$24,089.62	\$1,253.57	\$176.12	\$770.73	\$193.96	\$6,389.75	\$4,225.83	\$156.06	\$37,255.64
07	CIRCUIT	\$6,357.33	\$1,036.60	\$0.80	\$1,325.50	\$1,298.28	\$2,068.47	\$179.45	\$731.75	\$12,998.18
08	CIRCUIT	\$16,157.36	\$1,135.35	\$0.00	\$0.00	\$0.00	\$1,607.06	\$6,413.38	\$27.22	\$25,340.37
09	CIRCUIT	\$88,391.18	\$2,892.40	\$155.82	\$1,537.09	\$596.46	\$7,117.48	\$2,227.81	\$719.15	\$103,637.39
10	CIRCUIT	\$18,418.82	\$1,871.71	\$170.42	\$2,248.25	\$10.36	\$14,649.08	\$885.36	\$17.71	\$38,271.71
11	CIRCUIT	\$5,841.55	\$1,674.53	\$6.38	\$92.10	\$0.00	\$1,900.17	\$954.57	\$198.11	\$10,667.41
12	CIRCUIT	\$8,631.51	\$564.40	\$0.00	\$45.30	\$21.77	\$2,514.03	\$0.00	\$160.19	\$11,937.20
13	CIRCUIT	\$33,624.67	\$5,415.17	\$572.69	\$2,854.49	\$5,011.90	\$12,680.87	\$1,872.82	\$10.89	\$62,043.50
14	CIRCUIT	\$15,806.14	\$6,600.08	\$85.78	\$5,127.23	\$1,015.15	\$12,190.74	\$1,125.68	\$588.05	\$42,538.85
15	CIRCUIT	\$33,604.94	\$2,623.88	\$6.60	\$1,611.24	\$2,518.37	\$4,767.47	\$22,167.65	\$49.49	\$67,349.64
16	CIRCUIT	\$69,981.95	\$5,968.97	\$102.40	\$4,537.91	\$647.39	\$8,632.47	\$1,782.60	\$965.78	\$92,619.47
17	CIRCUIT	\$55,570.80	\$5,590.69	\$422.99	\$1,466.26	\$1,680.05	\$5,005.21	\$2,802.54	\$623.94	\$73,162.48
18	CIRCUIT	\$2,508.68	\$877.31	\$0.00	\$548.99	\$46.88	\$3,956.59	\$21,472.55	\$173.74	\$29,584.74
19	CIRCUIT	\$4,857.77	\$288.86	\$33.51	\$157.69	\$2.00	\$1,559.63	\$102.78	\$0.00	\$7,002.24
20	CIRCUIT	\$9,352.29	\$3,699.70	\$2.00	\$1,418.26	\$159.64	\$5,849.79	\$274.21	\$213.18	\$20,969.07
21	CIRCUIT	\$20,230.88	\$1,819.76	\$13.60	\$2,661.51	\$272.39	\$8,349.18	\$1,861.97	\$414.18	\$35,623.47
22	CIRCUIT	\$31,082.34	\$2,234.07	\$8.16	\$4,080.42	\$203.95	\$8,971.57	\$713.64	\$453.97	\$47,748.12
23	CIRCUIT	\$117,217.38	\$5,347.50	\$0.00	\$10,525.51	\$897.52	\$52,789.94	\$7,081.37	\$331.59	\$194,190.81
24	CIRCUIT	\$23,154.92	\$3,647.84	\$538.92	\$406.73	\$412.77	\$6,567.54	\$1,471.92	\$251.20	\$36,451.84
25	CIRCUIT	\$45,172.09	\$1,190.37	\$294.89	\$4,736.41	\$87.16	\$9,507.79	\$1,679.37	\$255.57	\$62,923.65
26	CIRCUIT	\$15,407.59	\$3,216.44	\$2,512.68	\$2,341.44	\$1,024.02	\$5,580.97	\$3,851.04	\$1,979.18	\$35,913.36
27	CIRCUIT	\$47,688.29	\$28,147.33	\$30.45	\$848.32	\$0.00	\$9,103.12	\$351.38	\$0.00	\$86,168.89
28	CIRCUIT	\$2,877.58	\$338.27	\$0.00	\$446.37	\$78.34	\$1,528.15	\$167.83	\$59.07	\$5,495.61
29	CIRCUIT	\$9,491.56	\$5,109.15	\$736.65	\$3,272.38	\$315.77	\$506.26	\$6,063.79	\$2,860.64	\$28,356.20
30	CIRCUIT	\$4,489.98	\$1,384.28	\$17.30	\$585.95	\$30.68	\$4,767.13	\$2,622.90	\$4.50	\$13,902.72
31	CIRCUIT	\$23,787.00	\$5,025.35	\$70.18	\$1,225.04	\$27.74	\$3,185.65	\$298.31	\$196.95	\$33,816.22
STATE TOTAL		\$1,050,844.34	\$199,882.63	\$10,344.32	\$69,038.41	\$20,456.14	\$274,973.73	\$115,862.99	\$17,439.92	\$1,758,842.48

**WEST VIRGINIA PUBLIC DEFENDER SERVICES
 APPOINTED COUNSEL EXPENSES PAID BY CASE TYPE
 FISCAL YEAR 2005**

CIRCUIT	FELONY	MISD	MENTAL HYGIENE	JUVENILE	PAROLE PROBAT REV	TERM ABUSE	HABEAS SUP. CT.	OTHER	TOTAL EXPENSES
01 CIRCUIT									
BROOKE	3,036.53	640.91	403.25	833.54	21.73	1,892.82	0.00	121.46	6,950.24
HANCOCK	55,165.04	456.05	436.99	561.14	518.10	4,198.60	742.00	76.97	62,154.89
OHIO	87,201.68	590.36	0.00	329.18	112.81	18,226.11	2,320.77	2,365.98	111,146.89
TOTAL	\$145,403.25	\$1,687.32	\$840.24	\$1,723.86	\$652.64	\$24,317.53	\$3,062.77	\$2,564.41	\$180,252.02
02 CIRCUIT									
MARSHALL	32.54	72.74	21.83	54.22	0.00	667.40	0.00	258.57	1,107.30
TYLER	619.51	40.50	111.76	206.63	0.00	1,582.49	106.50	0.00	2,667.39
WETZEL	3,343.77	102.95	1,292.85	22.48	20.88	278.77	0.00	5.20	5,066.90
TOTAL	\$3,995.82	\$216.19	\$1,426.44	\$283.33	\$20.88	\$2,528.66	\$106.50	\$263.77	\$8,841.59
03 CIRCUIT									
DODDRIDGE	7,178.30	2,840.18	41.25	2,246.43	409.95	792.06	782.42	220.64	14,511.23
PLEASANTS	8,730.64	1,561.68	29.64	71.98	27.47	1,921.34	0.00	134.87	12,477.62
RITCHIE	15,772.80	4,960.84	53.50	1,365.30	0.00	2,867.70	87.25	257.26	25,364.65
TOTAL	\$31,681.74	\$9,362.70	\$124.39	\$3,683.71	\$437.42	\$5,581.10	\$869.67	\$612.77	\$52,353.50
04 CIRCUIT									
WIRT	2,755.07	1,390.31	16.00	725.00	22.40	1,233.74	943.76	113.85	7,200.13
WOOD	120,807.68	84,638.06	1,931.13	5,518.29	2,489.57	34,628.30	17,558.75	2,338.23	269,910.01
TOTAL	\$123,562.75	\$86,028.37	\$1,947.13	\$6,243.29	\$2,511.97	\$35,862.04	\$18,502.51	\$2,452.08	\$277,110.14
05 CIRCUIT									
CALHOUN	1,082.22	406.84	0.00	533.05	0.00	984.78	0.00	0.00	3,006.89
JACKSON	4,094.67	480.31	39.53	421.68	63.95	1,410.43	321.38	0.00	6,831.95
MASON	6,591.90	2,639.50	8.25	1,108.49	74.90	517.21	0.00	104.78	11,045.03
ROANE	637.77	107.82	0.00	169.88	141.83	2,025.87	349.41	0.00	3,432.58
TOTAL	\$12,406.56	\$3,634.47	\$47.78	\$2,233.10	\$280.68	\$4,938.29	\$670.79	\$104.78	\$24,316.45
06 CIRCUIT									
CABELL	24,089.62	1,253.57	176.12	770.73	193.96	6,389.75	4,225.83	156.06	37,255.64
TOTAL	\$24,089.62	\$1,253.57	\$176.12	\$770.73	\$193.96	\$6,389.75	\$4,225.83	\$156.06	\$37,255.64
07 CIRCUIT									
LOGAN	6,357.33	1,036.60	0.80	1,325.50	1,298.28	2,068.47	179.45	731.75	12,998.18
TOTAL	\$6,357.33	\$1,036.60	\$0.80	\$1,325.50	\$1,298.28	\$2,068.47	\$179.45	\$731.75	\$12,998.18

**WEST VIRGINIA PUBLIC DEFENDER SERVICES
 APPOINTED COUNSEL EXPENSES PAID BY CASE TYPE
 FISCAL YEAR 2005**

CIRCUIT	FELONY	MISD	MENTAL HYGIENE	JUVENILE	PAROLE PROBAT REV	TERM ABUSE	HABEAS SUP. CT.	OTHER	TOTAL EXPENSES
08 CIRCUIT									
MCDOWELL	16,157.36	1,135.35	0.00	0.00	0.00	1,607.06	6,413.38	27.22	25,340.37
TOTAL	\$16,157.36	\$1,135.35	\$0.00	\$0.00	\$0.00	\$1,607.06	\$6,413.38	\$27.22	\$25,340.37
09 CIRCUIT									
MERCER	88,391.18	2,892.40	155.82	1,537.09	596.46	7,117.48	2,227.81	719.15	103,637.39
TOTAL	\$88,391.18	\$2,892.40	\$155.82	\$1,537.09	\$596.46	\$7,117.48	\$2,227.81	\$719.15	\$103,637.39
10 CIRCUIT									
RALEIGH	18,418.82	1,871.71	170.42	2,248.25	10.36	14,649.08	885.36	17.71	38,271.71
TOTAL	\$18,418.82	\$1,871.71	\$170.42	\$2,248.25	\$10.36	\$14,649.08	\$885.36	\$17.71	\$38,271.71
11 CIRCUIT									
GREENBRIER	4,384.59	1,674.53	5.18	3.60	0.00	1,050.23	130.67	1.71	7,250.51
POCAHONTAS	1,456.96	0.00	1.20	88.50	0.00	849.94	823.90	196.40	3,416.90
TOTAL	\$5,841.55	\$1,674.53	\$6.38	\$92.10	\$0.00	\$1,900.17	\$954.57	\$198.11	\$10,667.41
12 CIRCUIT									
FAYETTE	8,631.51	564.40	0.00	45.30	21.77	2,514.03	0.00	160.19	11,937.20
TOTAL	\$8,631.51	\$564.40	\$0.00	\$45.30	\$21.77	\$2,514.03	\$0.00	\$160.19	\$11,937.20
13 CIRCUIT									
KANAWHA	33,624.67	5,415.17	572.69	2,854.49	5,011.90	12,680.87	1,872.82	10.89	62,043.50
TOTAL	\$33,624.67	\$5,415.17	\$572.69	\$2,854.49	\$5,011.90	\$12,680.87	\$1,872.82	\$10.89	\$62,043.50
14 CIRCUIT									
BRAXTON	3,695.64	2,830.17	0.00	2,684.29	488.73	2,758.61	956.78	391.43	13,805.65
CLAY	1,925.50	1,420.95	18.28	806.32	43.90	1,710.76	0.00	39.20	5,964.91
GILMER	1,747.23	1,244.07	0.00	1,037.88	0.00	1,896.74	168.90	134.78	6,229.60
WEBSTER	8,437.77	1,104.89	67.50	598.74	482.52	5,824.63	0.00	22.64	16,538.69
TOTAL	\$15,806.14	\$6,600.08	\$85.78	\$5,127.23	\$1,015.15	\$12,190.74	\$1,125.68	\$588.05	\$42,538.85
15 CIRCUIT									
HARRISON	33,604.94	2,623.88	6.60	1,611.24	2,518.37	4,767.47	22,167.65	49.49	67,349.64
TOTAL	\$33,604.94	\$2,623.88	\$6.60	\$1,611.24	\$2,518.37	\$4,767.47	\$22,167.65	\$49.49	\$67,349.64
16 CIRCUIT									
MARION	69,981.95	5,968.97	102.40	4,537.91	647.39	8,632.47	1,782.60	965.78	92,619.47
TOTAL	\$69,981.95	\$5,968.97	\$102.40	\$4,537.91	\$647.39	\$8,632.47	\$1,782.60	\$965.78	\$92,619.47

**WEST VIRGINIA PUBLIC DEFENDER SERVICES
 APPOINTED COUNSEL EXPENSES PAID BY CASE TYPE
 FISCAL YEAR 2005**

CIRCUIT	FELONY	MISD	MENTAL HYGIENE	JUVENILE	PAROLE PROBAT REV	TERM ABUSE	HABEAS SUP. CT.	OTHER	TOTAL EXPENSES
17 CIRCUIT									
MONONGALIA	55,570.80	5,590.69	422.99	1,466.26	1,680.05	5,005.21	2,802.54	623.94	73,162.48
TOTAL	\$55,570.80	\$5,590.69	\$422.99	\$1,466.26	\$1,680.05	\$5,005.21	\$2,802.54	\$623.94	\$73,162.48
18 CIRCUIT									
PRESTON	2,508.68	877.31	0.00	548.99	46.88	3,956.59	21,472.55	173.74	29,584.74
TOTAL	\$2,508.68	\$877.31	\$0.00	\$548.99	\$46.88	\$3,956.59	\$21,472.55	\$173.74	\$29,584.74
19 CIRCUIT									
BARBOUR	3,468.82	278.13	15.99	95.79	0.00	267.27	0.00	0.00	4,126.00
TAYLOR	1,388.95	10.73	17.52	61.90	2.00	1,292.36	102.78	0.00	2,876.24
TOTAL	\$4,857.77	\$288.86	\$33.51	\$157.69	\$2.00	\$1,559.63	\$102.78	\$0.00	\$7,002.24
20 CIRCUIT									
RANDOLPH	9,352.29	3,699.70	2.00	1,418.26	159.64	5,849.79	274.21	213.18	20,969.07
TOTAL	\$9,352.29	\$3,699.70	\$2.00	\$1,418.26	\$159.64	\$5,849.79	\$274.21	\$213.18	\$20,969.07
21 CIRCUIT									
GRANT	9,673.27	290.41	7.20	1,582.02	171.18	1,753.30	326.85	349.77	14,154.00
MINERAL	9,781.74	999.40	6.40	811.22	62.52	6,079.82	1,535.12	25.20	19,301.42
TUCKER	775.87	529.95	0.00	268.27	38.69	516.06	0.00	39.21	2,168.05
TOTAL	\$20,230.88	\$1,819.76	\$13.60	\$2,661.51	\$272.39	\$8,349.18	\$1,861.97	\$414.18	\$35,623.47
22 CIRCUIT									
HAMPSHIRE	18,541.95	1,813.67	6.76	388.25	51.40	2,500.45	0.00	99.14	23,401.62
HARDY	2,332.14	405.06	1.40	777.51	123.28	2,765.81	408.39	131.26	6,944.85
PENDLETON	10,208.25	15.34	0.00	2,914.66	29.27	3,705.31	305.25	223.57	17,401.65
TOTAL	\$31,082.34	\$2,234.07	\$8.16	\$4,080.42	\$203.95	\$8,971.57	\$713.64	\$453.97	\$47,748.12
23 CIRCUIT									
BERKELEY	57,394.43	474.84	0.00	2,030.10	65.27	19,557.50	2,500.15	78.43	82,100.72
JEFFERSON	29,522.25	4,819.68	0.00	1,744.02	822.48	9,343.95	76.58	44.53	46,373.49
MORGAN	30,300.70	52.98	0.00	6,751.39	9.77	23,888.49	4,504.64	208.63	65,716.60
TOTAL	\$117,217.38	\$5,347.50	\$0.00	\$10,525.51	\$897.52	\$52,789.94	\$7,081.37	\$331.59	\$194,190.81
24 CIRCUIT									
WAYNE	23,154.92	3,647.84	538.92	406.73	412.77	6,567.54	1,471.92	251.20	36,451.84
TOTAL	\$23,154.92	\$3,647.84	\$538.92	\$406.73	\$412.77	\$6,567.54	\$1,471.92	\$251.20	\$36,451.84

**WEST VIRGINIA PUBLIC DEFENDER SERVICES
 APPOINTED COUNSEL EXPENSES PAID BY CASE TYPE
 FISCAL YEAR 2005**

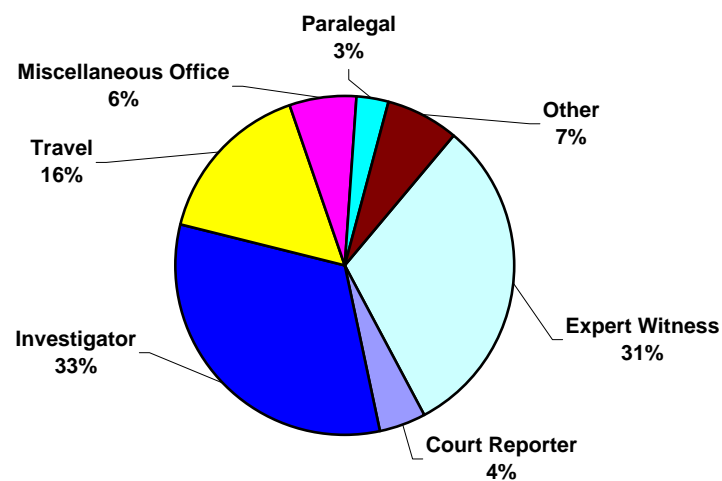
CIRCUIT	FELONY	MISD	MENTAL HYGIENE	JUVENILE	PAROLE PROBAT REV	TERM ABUSE	HABEAS SUP. CT.	OTHER	TOTAL EXPENSES
25 CIRCUIT									
BOONE	18,177.46	168.19	0.00	1,373.76	38.44	7,020.59	1,655.56	89.21	28,523.21
LINCOLN	26,994.63	1,022.18	294.89	3,362.65	48.72	2,487.20	23.81	166.36	34,400.44
TOTAL	\$45,172.09	\$1,190.37	\$294.89	\$4,736.41	\$87.16	\$9,507.79	\$1,679.37	\$255.57	\$62,923.65
26 CIRCUIT									
LEWIS	6,643.90	1,704.11	2,423.16	926.12	347.61	3,752.24	3,450.80	1,912.37	21,160.31
UPSHUR	8,763.69	1,512.33	89.52	1,415.32	676.41	1,828.73	400.24	66.81	14,753.05
TOTAL	\$15,407.59	\$3,216.44	\$2,512.68	\$2,341.44	\$1,024.02	\$5,580.97	\$3,851.04	\$1,979.18	\$35,913.36
27 CIRCUIT									
WYOMING	47,688.29	28,147.33	30.45	848.32	0.00	9,103.12	351.38	0.00	86,168.89
TOTAL	\$47,688.29	\$28,147.33	\$30.45	\$848.32	\$0.00	\$9,103.12	\$351.38	\$0.00	\$86,168.89
28 CIRCUIT									
NICHOLAS	2,877.58	338.27	0.00	446.37	78.34	1,528.15	167.83	59.07	5,495.61
TOTAL	\$2,877.58	\$338.27	\$0.00	\$446.37	\$78.34	\$1,528.15	\$167.83	\$59.07	\$5,495.61
29 CIRCUIT									
PUTNAM	9,491.56	5,109.15	736.65	3,272.38	315.77	506.26	6,063.79	2,860.64	28,356.20
TOTAL	\$9,491.56	\$5,109.15	\$736.65	\$3,272.38	\$315.77	\$506.26	\$6,063.79	\$2,860.64	\$28,356.20
30 CIRCUIT									
MINGO	4,489.98	1,384.28	17.30	585.95	30.68	4,767.13	2,622.90	4.50	13,902.72
TOTAL	\$4,489.98	\$1,384.28	\$17.30	\$585.95	\$30.68	\$4,767.13	\$2,622.90	\$4.50	\$13,902.72
31 CIRCUIT									
MONROE	9,247.74	2,922.35	44.28	773.07	0.00	1,302.85	221.04	14.56	14,525.89
SUMMERS	14,539.26	2,103.00	25.90	451.97	27.74	1,882.80	77.27	182.39	19,290.33
TOTAL	\$23,787.00	\$5,025.35	\$70.18	\$1,225.04	\$27.74	\$3,185.65	\$298.31	\$196.95	\$33,816.22
TOTAL	\$1,050,844.34	\$199,882.63	\$10,344.32	\$69,038.41	\$20,456.14	\$274,973.73	\$115,862.99	\$17,439.92	\$1,758,842.48

**APPOINTED COUNSEL EXPENSES PAID
BY CATEGORY**

Appointed Counsel Expenses by Category for FY 2005

Expert Witness	\$547,173.63
Court Reporter	\$76,649.72
Investigator	\$568,101.16
Travel	\$280,967.46
Miscellaneous Office	\$111,652.33
Paralegal	\$49,996.57
Other	\$124,301.61
Total Expenses	\$1,758,842.48

APPOINTED COUNSEL EXPENSES BY CATEGORY FOR FY 2005



**WEST VIRGINIA PUBLIC DEFENDER SERVICES
 TOTAL EXPENSES BY CATEGORY
 FISCAL YEAR 2005**

CIRCUIT COUNTY	EXPERT WITNESS	COURT REPORTER	INVESTIGATOR	TRAVEL	MISC OFFICE	PARALEGAL	OTHER	EXPENSE TOTAL
01 CIRCUIT	\$88,914.23	\$1,986.45	\$9,852.04	\$15,074.59	\$12,588.49	\$390.50	\$51,445.72	\$180,252.02
02 CIRCUIT	\$600.00	\$382.55	\$0.00	\$7,424.74	\$434.30	\$0.00	\$0.00	\$8,841.59
03 CIRCUIT	\$3,187.50	\$270.00	\$30,934.76	\$11,771.86	\$2,252.35	\$3,099.42	\$837.61	\$52,353.50
04 CIRCUIT	\$13,532.45	\$1,969.95	\$212,135.40	\$34,948.50	\$5,495.62	\$8,364.80	\$663.42	\$277,110.14
05 CIRCUIT	\$0.00	\$1,258.62	\$5,434.34	\$13,421.21	\$3,799.23	\$108.00	\$295.05	\$24,316.45
06 CIRCUIT	\$7,330.09	\$3,838.00	\$12,064.87	\$4,819.54	\$4,193.06	\$3,917.00	\$1,093.08	\$37,255.64
07 CIRCUIT	\$2,650.00	\$4,205.14	\$1,737.11	\$704.61	\$2,469.97	\$449.33	\$782.02	\$12,998.18
08 CIRCUIT	\$7,768.25	\$399.60	\$13,140.64	\$2,081.95	\$1,831.93	\$58.00	\$60.00	\$25,340.37
09 CIRCUIT	\$47,140.57	\$1,381.60	\$28,975.67	\$9,934.15	\$5,836.27	\$831.93	\$9,537.20	\$103,637.39
10 CIRCUIT	\$14,860.42	\$885.50	\$13,097.39	\$2,309.43	\$3,298.47	\$3,625.00	\$195.50	\$38,271.71
11 CIRCUIT	\$860.00	\$1,232.00	\$4,030.54	\$4,145.72	\$324.10	\$0.00	\$75.05	\$10,667.41
12 CIRCUIT	\$2,200.00	\$724.55	\$4,327.32	\$3,024.27	\$1,149.84	\$0.00	\$511.22	\$11,937.20
13 CIRCUIT	\$14,130.00	\$5,038.90	\$30,795.45	\$3,991.71	\$4,250.89	\$0.00	\$3,836.55	\$62,043.50
14 CIRCUIT	\$1,950.00	\$1,454.75	\$331.50	\$32,933.62	\$5,153.52	\$705.46	\$10.00	\$42,538.85
15 CIRCUIT	\$37,373.75	\$921.10	\$10,763.44	\$4,486.73	\$4,820.88	\$4,766.49	\$4,217.25	\$67,349.64
16 CIRCUIT	\$55,440.61	\$4,826.25	\$14,183.91	\$9,020.95	\$5,042.59	\$882.00	\$3,223.16	\$92,619.47
17 CIRCUIT	\$26,952.50	\$5,631.51	\$20,384.93	\$10,385.82	\$5,970.74	\$821.72	\$3,015.26	\$73,162.48
18 CIRCUIT	\$19,254.20	\$91.98	\$0.00	\$4,733.98	\$1,577.74	\$0.00	\$3,926.84	\$29,584.74
19 CIRCUIT	\$3,250.00	\$1,171.20	\$1,226.99	\$817.23	\$536.82	\$0.00	\$0.00	\$7,002.24
20 CIRCUIT	\$562.50	\$817.50	\$5,268.52	\$3,962.40	\$4,266.85	\$6,080.00	\$11.30	\$20,969.07
21 CIRCUIT	\$14,311.20	\$1,207.00	\$5,221.22	\$8,073.01	\$5,034.00	\$584.00	\$1,193.04	\$35,623.47
22 CIRCUIT	\$33,996.75	\$280.40	\$3,239.88	\$4,608.32	\$3,022.55	\$880.00	\$1,720.22	\$47,748.12
23 CIRCUIT	\$118,913.11	\$13,702.60	\$19,346.12	\$14,502.72	\$9,664.11	\$334.00	\$17,728.15	\$194,190.81
24 CIRCUIT	\$3,437.50	\$828.60	\$12,863.08	\$9,238.58	\$1,901.64	\$8,182.44	\$0.00	\$36,451.84
25 CIRCUIT	\$13,645.00	\$8,480.80	\$23,144.28	\$14,244.80	\$2,055.93	\$1,104.00	\$248.84	\$62,923.65
26 CIRCUIT	\$7,345.00	\$157.00	\$5,926.75	\$13,983.38	\$3,390.04	\$1,322.48	\$3,788.71	\$35,913.36
27 CIRCUIT	\$2,028.00	\$5,170.05	\$64,538.92	\$3,222.67	\$1,246.87	\$3,490.00	\$6,472.38	\$86,168.89
28 CIRCUIT	\$0.00	\$388.20	\$152.73	\$3,789.03	\$875.29	\$0.00	\$290.36	\$5,495.61
29 CIRCUIT	\$3,315.00	\$2,450.12	\$474.70	\$12,606.78	\$3,852.27	\$0.00	\$5,657.33	\$28,356.20
30 CIRCUIT	\$0.00	\$138.60	\$2,764.70	\$7,538.92	\$3,335.50	\$0.00	\$125.00	\$13,902.72
31 CIRCUIT	\$2,225.00	\$5,359.20	\$11,743.96	\$9,166.24	\$1,980.47	\$0.00	\$3,341.35	\$33,816.22
STATE TOTAL	\$547,173.63	\$76,649.72	\$568,101.16	\$280,967.46	\$111,652.33	\$49,996.57	\$124,301.61	\$1,758,842.48

**WEST VIRGINIA PUBLIC DEFENDER SERVICES
 TOTAL EXPENSES BY CATEGORY
 FISCAL YEAR 2005**

CIRCUIT COUNTY	EXPERT WITNESS	COURT REPORTER	INVESTIGATOR	TRAVEL	MISC OFFICE	PARALEGAL	OTHER	EXPENSE TOTAL
01 CIRCUIT								
BROOKE	\$2,200.00	\$0.00	\$150.00	\$4,120.68	\$464.56	\$0.00	\$15.00	\$6,950.24
HANCOCK	\$25,875.17	\$0.00	\$313.60	\$6,223.74	\$667.10	\$0.00	\$29,075.28	\$62,154.89
OHIO	\$60,839.06	\$1,986.45	\$9,388.44	\$4,730.17	\$11,456.83	\$390.50	\$22,355.44	\$111,146.89
TOTAL	\$88,914.23	\$1,986.45	\$9,852.04	\$15,074.59	\$12,588.49	\$390.50	\$51,445.72	\$180,252.02
02 CIRCUIT								
MARSHALL	\$0.00	\$255.50	\$0.00	\$681.89	\$169.91	\$0.00	\$0.00	\$1,107.30
TYLER	\$0.00	\$0.00	\$0.00	\$2,619.18	\$48.21	\$0.00	\$0.00	\$2,667.39
WETZEL	\$600.00	\$127.05	\$0.00	\$4,123.67	\$216.18	\$0.00	\$0.00	\$5,066.90
TOTAL	\$600.00	\$382.55	\$0.00	\$7,424.74	\$434.30	\$0.00	\$0.00	\$8,841.59
03 CIRCUIT								
DODDRIDGE	\$262.50	\$0.00	\$6,659.42	\$5,351.02	\$568.43	\$1,302.00	\$367.86	\$14,511.23
PLEASANTS	\$0.00	\$0.00	\$9,192.71	\$2,526.72	\$423.57	\$334.62	\$0.00	\$12,477.62
RITCHIE	\$2,925.00	\$270.00	\$15,082.63	\$3,894.12	\$1,260.35	\$1,462.80	\$469.75	\$25,364.65
TOTAL	\$3,187.50	\$270.00	\$30,934.76	\$11,771.86	\$2,252.35	\$3,099.42	\$837.61	\$52,353.50
04 CIRCUIT								
WIRT	\$500.00	\$768.65	\$725.35	\$3,903.87	\$345.93	\$706.33	\$250.00	\$7,200.13
WOOD	\$13,032.45	\$1,201.30	\$211,410.05	\$31,044.63	\$5,149.69	\$7,658.47	\$413.42	\$269,910.01
TOTAL	\$13,532.45	\$1,969.95	\$212,135.40	\$34,948.50	\$5,495.62	\$8,364.80	\$663.42	\$277,110.14
05 CIRCUIT								
CALHOUN	\$0.00	\$0.00	\$0.00	\$2,946.49	\$60.40	\$0.00	\$0.00	\$3,006.89
JACKSON	\$0.00	\$226.75	\$309.61	\$5,419.39	\$582.40	\$0.00	\$293.80	\$6,831.95
MASON	\$0.00	\$288.75	\$5,124.73	\$2,853.72	\$2,777.83	\$0.00	\$0.00	\$11,045.03
ROANE	\$0.00	\$743.12	\$0.00	\$2,201.61	\$378.60	\$108.00	\$1.25	\$3,432.58
TOTAL	\$0.00	\$1,258.62	\$5,434.34	\$13,421.21	\$3,799.23	\$108.00	\$295.05	\$24,316.45
06 CIRCUIT								
CABELL	\$7,330.09	\$3,838.00	\$12,064.87	\$4,819.54	\$4,193.06	\$3,917.00	\$1,093.08	\$37,255.64
TOTAL	\$7,330.09	\$3,838.00	\$12,064.87	\$4,819.54	\$4,193.06	\$3,917.00	\$1,093.08	\$37,255.64
07 CIRCUIT								
LOGAN	\$2,650.00	\$4,205.14	\$1,737.11	\$704.61	\$2,469.97	\$449.33	\$782.02	\$12,998.18
TOTAL	\$2,650.00	\$4,205.14	\$1,737.11	\$704.61	\$2,469.97	\$449.33	\$782.02	\$12,998.18

**WEST VIRGINIA PUBLIC DEFENDER SERVICES
 TOTAL EXPENSES BY CATEGORY
 FISCAL YEAR 2005**

CIRCUIT COUNTY	EXPERT WITNESS	COURT REPORTER	INVESTIGATOR	TRAVEL	MISC OFFICE	PARALEGAL	OTHER	EXPENSE TOTAL
08 CIRCUIT								
MCDOWELL	\$7,768.25	\$399.60	\$13,140.64	\$2,081.95	\$1,831.93	\$58.00	\$60.00	\$25,340.37
TOTAL	\$7,768.25	\$399.60	\$13,140.64	\$2,081.95	\$1,831.93	\$58.00	\$60.00	\$25,340.37
09 CIRCUIT								
MERCER	\$47,140.57	\$1,381.60	\$28,975.67	\$9,934.15	\$5,836.27	\$831.93	\$9,537.20	\$103,637.39
TOTAL	\$47,140.57	\$1,381.60	\$28,975.67	\$9,934.15	\$5,836.27	\$831.93	\$9,537.20	\$103,637.39
10 CIRCUIT								
RALEIGH	\$14,860.42	\$885.50	\$13,097.39	\$2,309.43	\$3,298.47	\$3,625.00	\$195.50	\$38,271.71
TOTAL	\$14,860.42	\$885.50	\$13,097.39	\$2,309.43	\$3,298.47	\$3,625.00	\$195.50	\$38,271.71
11 CIRCUIT								
GREENBRIER	\$500.00	\$69.30	\$4,030.54	\$2,274.20	\$301.42	\$0.00	\$75.05	\$7,250.51
POCAHONTAS	\$360.00	\$1,162.70	\$0.00	\$1,871.52	\$22.68	\$0.00	\$0.00	\$3,416.90
TOTAL	\$860.00	\$1,232.00	\$4,030.54	\$4,145.72	\$324.10	\$0.00	\$75.05	\$10,667.41
12 CIRCUIT								
FAYETTE	\$2,200.00	\$724.55	\$4,327.32	\$3,024.27	\$1,149.84	\$0.00	\$511.22	\$11,937.20
TOTAL	\$2,200.00	\$724.55	\$4,327.32	\$3,024.27	\$1,149.84	\$0.00	\$511.22	\$11,937.20
13 CIRCUIT								
KANAWHA	\$14,130.00	\$5,038.90	\$30,795.45	\$3,991.71	\$4,250.89	\$0.00	\$3,836.55	\$62,043.50
TOTAL	\$14,130.00	\$5,038.90	\$30,795.45	\$3,991.71	\$4,250.89	\$0.00	\$3,836.55	\$62,043.50
14 CIRCUIT								
BRAXTON	\$200.00	\$184.90	\$0.00	\$12,006.42	\$1,414.33	\$0.00	\$0.00	\$13,805.65
CLAY	\$150.00	\$257.95	\$0.00	\$4,643.44	\$567.06	\$346.46	\$0.00	\$5,964.91
GILMER	\$0.00	\$85.45	\$99.00	\$4,755.49	\$930.66	\$359.00	\$0.00	\$6,229.60
WEBSTER	\$1,600.00	\$926.45	\$232.50	\$11,528.27	\$2,241.47	\$0.00	\$10.00	\$16,538.69
TOTAL	\$1,950.00	\$1,454.75	\$331.50	\$32,933.62	\$5,153.52	\$705.46	\$10.00	\$42,538.85
15 CIRCUIT								
HARRISON	\$37,373.75	\$921.10	\$10,763.44	\$4,486.73	\$4,820.88	\$4,766.49	\$4,217.25	\$67,349.64
TOTAL	\$37,373.75	\$921.10	\$10,763.44	\$4,486.73	\$4,820.88	\$4,766.49	\$4,217.25	\$67,349.64
16 CIRCUIT								
MARION	\$55,440.61	\$4,826.25	\$14,183.91	\$9,020.95	\$5,042.59	\$882.00	\$3,223.16	\$92,619.47
TOTAL	\$55,440.61	\$4,826.25	\$14,183.91	\$9,020.95	\$5,042.59	\$882.00	\$3,223.16	\$92,619.47

**WEST VIRGINIA PUBLIC DEFENDER SERVICES
 TOTAL EXPENSES BY CATEGORY
 FISCAL YEAR 2005**

CIRCUIT COUNTY	EXPERT WITNESS	COURT REPORTER	INVESTIGATOR	TRAVEL	MISC OFFICE	PARALEGAL	OTHER	EXPENSE TOTAL
17 CIRCUIT								
MONONGALIA	\$26,952.50	\$5,631.51	\$20,384.93	\$10,385.82	\$5,970.74	\$821.72	\$3,015.26	\$73,162.48
TOTAL	\$26,952.50	\$5,631.51	\$20,384.93	\$10,385.82	\$5,970.74	\$821.72	\$3,015.26	\$73,162.48
18 CIRCUIT								
PRESTON	\$19,254.20	\$91.98	\$0.00	\$4,733.98	\$1,577.74	\$0.00	\$3,926.84	\$29,584.74
TOTAL	\$19,254.20	\$91.98	\$0.00	\$4,733.98	\$1,577.74	\$0.00	\$3,926.84	\$29,584.74
19 CIRCUIT								
BARBOUR	\$2,000.00	\$47.00	\$1,226.99	\$559.88	\$292.13	\$0.00	\$0.00	\$4,126.00
TAYLOR	\$1,250.00	\$1,124.20	\$0.00	\$257.35	\$244.69	\$0.00	\$0.00	\$2,876.24
TOTAL	\$3,250.00	\$1,171.20	\$1,226.99	\$817.23	\$536.82	\$0.00	\$0.00	\$7,002.24
20 CIRCUIT								
RANDOLPH	\$562.50	\$817.50	\$5,268.52	\$3,962.40	\$4,266.85	\$6,080.00	\$11.30	\$20,969.07
TOTAL	\$562.50	\$817.50	\$5,268.52	\$3,962.40	\$4,266.85	\$6,080.00	\$11.30	\$20,969.07
21 CIRCUIT								
GRANT	\$9,091.20	\$0.00	\$1,192.03	\$3,195.78	\$654.99	\$0.00	\$20.00	\$14,154.00
MINERAL	\$5,220.00	\$1,207.00	\$4,029.19	\$3,637.28	\$4,034.91	\$0.00	\$1,173.04	\$19,301.42
TUCKER	\$0.00	\$0.00	\$0.00	\$1,239.95	\$344.10	\$584.00	\$0.00	\$2,168.05
TOTAL	\$14,311.20	\$1,207.00	\$5,221.22	\$8,073.01	\$5,034.00	\$584.00	\$1,193.04	\$35,623.47
22 CIRCUIT								
HAMPSHIRE	\$16,185.00	\$0.00	\$3,239.88	\$1,632.04	\$1,444.62	\$860.00	\$40.08	\$23,401.62
HARDY	\$4,205.50	\$0.00	\$0.00	\$1,506.03	\$1,050.68	\$20.00	\$162.64	\$6,944.85
PENDLETON	\$13,606.25	\$280.40	\$0.00	\$1,470.25	\$527.25	\$0.00	\$1,517.50	\$17,401.65
TOTAL	\$33,996.75	\$280.40	\$3,239.88	\$4,608.32	\$3,022.55	\$880.00	\$1,720.22	\$47,748.12
23 CIRCUIT								
BERKELEY	\$52,895.36	\$3,273.80	\$10,041.49	\$6,690.71	\$6,146.09	\$274.00	\$2,779.27	\$82,100.72
JEFFERSON	\$24,777.75	\$5,266.35	\$4,892.23	\$4,138.78	\$1,229.50	\$60.00	\$6,008.88	\$46,373.49
MORGAN	\$41,240.00	\$5,162.45	\$4,412.40	\$3,673.23	\$2,288.52	\$0.00	\$8,940.00	\$65,716.60
TOTAL	\$118,913.11	\$13,702.60	\$19,346.12	\$14,502.72	\$9,664.11	\$334.00	\$17,728.15	\$194,190.81
24 CIRCUIT								
WAYNE	\$3,437.50	\$828.60	\$12,863.08	\$9,238.58	\$1,901.64	\$8,182.44	\$0.00	\$36,451.84
TOTAL	\$3,437.50	\$828.60	\$12,863.08	\$9,238.58	\$1,901.64	\$8,182.44	\$0.00	\$36,451.84

**WEST VIRGINIA PUBLIC DEFENDER SERVICES
 TOTAL EXPENSES BY CATEGORY
 FISCAL YEAR 2005**

CIRCUIT COUNTY	EXPERT WITNESS	COURT REPORTER	INVESTIGATOR	TRAVEL	MISC OFFICE	PARALEGAL	OTHER	EXPENSE TOTAL
25 CIRCUIT								
BOONE	\$5,195.00	\$4,736.40	\$12,641.60	\$3,336.70	\$1,390.26	\$1,104.00	\$119.25	\$28,523.21
LINCOLN	\$8,450.00	\$3,744.40	\$10,502.68	\$10,908.10	\$665.67	\$0.00	\$129.59	\$34,400.44
TOTAL	\$13,645.00	\$8,480.80	\$23,144.28	\$14,244.80	\$2,055.93	\$1,104.00	\$248.84	\$62,923.65
26 CIRCUIT								
LEWIS	\$6,165.00	\$0.00	\$2,937.89	\$7,208.23	\$1,527.28	\$254.00	\$3,067.91	\$21,160.31
UPSHUR	\$1,180.00	\$157.00	\$2,988.86	\$6,775.15	\$1,862.76	\$1,068.48	\$720.80	\$14,753.05
TOTAL	\$7,345.00	\$157.00	\$5,926.75	\$13,983.38	\$3,390.04	\$1,322.48	\$3,788.71	\$35,913.36
27 CIRCUIT								
WYOMING	\$2,028.00	\$5,170.05	\$64,538.92	\$3,222.67	\$1,246.87	\$3,490.00	\$6,472.38	\$86,168.89
TOTAL	\$2,028.00	\$5,170.05	\$64,538.92	\$3,222.67	\$1,246.87	\$3,490.00	\$6,472.38	\$86,168.89
28 CIRCUIT								
NICHOLAS	\$0.00	\$388.20	\$152.73	\$3,789.03	\$875.29	\$0.00	\$290.36	\$5,495.61
TOTAL	\$0.00	\$388.20	\$152.73	\$3,789.03	\$875.29	\$0.00	\$290.36	\$5,495.61
29 CIRCUIT								
PUTNAM	\$3,315.00	\$2,450.12	\$474.70	\$12,606.78	\$3,852.27	\$0.00	\$5,657.33	\$28,356.20
TOTAL	\$3,315.00	\$2,450.12	\$474.70	\$12,606.78	\$3,852.27	\$0.00	\$5,657.33	\$28,356.20
30 CIRCUIT								
MINGO	\$0.00	\$138.60	\$2,764.70	\$7,538.92	\$3,335.50	\$0.00	\$125.00	\$13,902.72
TOTAL	\$0.00	\$138.60	\$2,764.70	\$7,538.92	\$3,335.50	\$0.00	\$125.00	\$13,902.72
31 CIRCUIT								
MONROE	\$2,225.00	\$419.65	\$5,375.03	\$4,046.74	\$721.50	\$0.00	\$1,737.97	\$14,525.89
SUMMERS	\$0.00	\$4,939.55	\$6,368.93	\$5,119.50	\$1,258.97	\$0.00	\$1,603.38	\$19,290.33
TOTAL	\$2,225.00	\$5,359.20	\$11,743.96	\$9,166.24	\$1,980.47	\$0.00	\$3,341.35	\$33,816.22
STATE TOTAL	\$547,173.63	\$76,649.72	\$568,101.16	\$280,967.46	\$111,652.33	\$49,996.57	\$124,301.61	\$1,758,842.48

**APPOINTED COUNSEL DIRECT
EXPENSE CLAIMS
BY CASE TYPE**

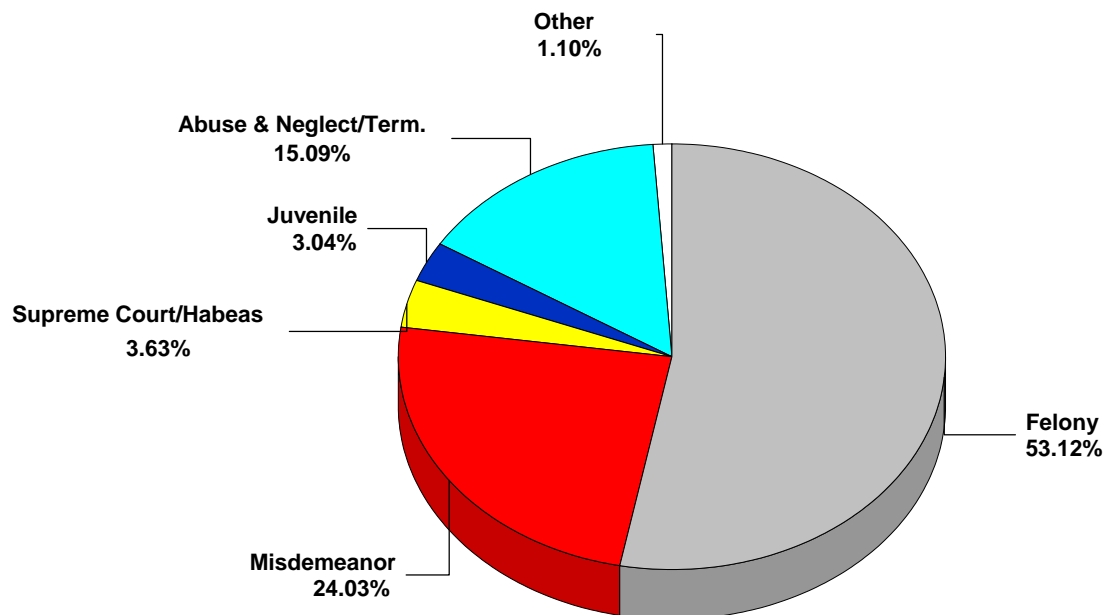
APPOINTED COUNSEL DIRECT EXPENSE CLAIMS PAID IN FY 2005

Felony	630
Misdemeanor	285
Supreme Court/Habeas	43
Juvenile	36
Abuse & Neglect/Term.	179
Other	13

Parole/Probation Rev., Mag. Ct. Appeal, Mandamus/Prohibition, Extradition, Contempt, Fugitive, Other
--

TOTAL CLAIMS PAID	1,186
--------------------------	--------------

APPOINTED COUNSEL DIRECT EXPENSE CLAIMS PAID FY 2005 BY CASE TYPE



**WEST VIRGINIA PUBLIC DEFENDER SERVICES
 TOTAL DIRECT EXPENSE CLAIMS PAID FY 2005**

CIRCUIT COUNTY	FELONY	MISD.	MENTAL HYGIENE	JUVENILE	PAROLE PROBAT REV	TERM ABUSE	HABEAS SUP. CT.	OTHER	TOTAL CLAIMS
01 CIRCUIT	33	0	0	0	0	12	0	0	45
02 CIRCUIT	1	0	0	0	0	0	0	1	2
03 CIRCUIT	29	12	0	2	0	6	1	0	50
04 CIRCUIT	190	192	0	7	2	53	20	2	466
05 CIRCUIT	9	2	0	1	0	2	0	0	14
06 CIRCUIT	17	1	0	0	0	1	1	0	20
07 CIRCUIT	3	0	0	1	0	0	0	0	4
08 CIRCUIT	9	0	0	0	0	0	2	0	11
09 CIRCUIT	18	0	0	0	0	2	0	0	20
10 CIRCUIT	9	4	0	2	0	4	0	0	19
11 CIRCUIT	10	9	0	0	0	2	1	0	22
12 CIRCUIT	2	0	0	0	0	2	0	0	4
13 CIRCUIT	25	4	0	2	2	16	1	0	50
14 CIRCUIT	2	0	0	0	0	3	0	0	5
15 CIRCUIT	20	1	0	1	3	3	2	0	30
16 CIRCUIT	26	1	0	5	0	5	1	0	38
17 CIRCUIT	26	4	0	0	1	1	1	0	33
18 CIRCUIT	0	0	0	0	0	1	4	0	5
19 CIRCUIT	4	0	0	0	0	0	0	0	4
20 CIRCUIT	2	0	0	0	0	3	0	0	5
21 CIRCUIT	13	2	0	0	0	3	0	0	18
22 CIRCUIT	19	2	0	3	0	9	0	0	33
23 CIRCUIT	60	1	0	9	0	27	4	0	101
24 CIRCUIT	13	1	0	0	0	0	1	0	15
25 CIRCUIT	19	0	0	2	0	11	0	0	32
26 CIRCUIT	6	1	0	0	0	5	1	0	13
27 CIRCUIT	42	43	0	1	0	7	1	0	94
29 CIRCUIT	5	0	0	0	0	0	1	2	8
30 CIRCUIT	2	1	0	0	0	0	1	0	4
31 CIRCUIT	16	4	0	0	0	1	0	0	21
STATE TOTAL	630	285	0	36	8	179	43	5	1,186

**WEST VIRGINIA PUBLIC DEFENDER SERVICES
 TOTAL DIRECT EXPENSE CLAIMS PAID FY 2005**

CIRCUIT COUNTY	FELONY	MISD.	MENTAL HYGIENE	JUVENILE	PAROLE PROBAT REV	TERM ABUSE	HABEAS SUP. CT.	OTHER	TOTAL CLAIMS
01 CIRCUIT									
BROOKE	1	0	0	0	0	1	0	0	2
HANCOCK	12	0	0	0	0	2	0	0	14
OHIO	20	0	0	0	0	9	0	0	29
TOTAL	33	0	0	0	0	12	0	0	45
02 CIRCUIT									
MARSHALL	0	0	0	0	0	0	0	1	1
WETZEL	1	0	0	0	0	0	0	0	1
TOTAL	1	0	0	0	0	0	0	1	2
03 CIRCUIT									
DODDRIDGE	6	4	0	1	0	0	1	0	12
PLEASANTS	7	2	0	0	0	4	0	0	13
RITCHIE	16	6	0	1	0	2	0	0	25
TOTAL	29	12	0	2	0	6	1	0	50
04 CIRCUIT									
WIRT	0	1	0	0	0	0	2	0	3
WOOD	190	191	0	7	2	53	18	2	463
TOTAL	190	192	0	7	2	53	20	2	466
05 CIRCUIT									
JACKSON	2	0	0	0	0	1	0	0	3
MASON	6	2	0	1	0	0	0	0	9
ROANE	1	0	0	0	0	1	0	0	2
TOTAL	9	2	0	1	0	2	0	0	14
06 CIRCUIT									
CABELL	17	1	0	0	0	1	1	0	20
TOTAL	17	1	0	0	0	1	1	0	20
07 CIRCUIT									
LOGAN	3	0	0	1	0	0	0	0	4
TOTAL	3	0	0	1	0	0	0	0	4
08 CIRCUIT									
MCDOWELL	9	0	0	0	0	0	2	0	11
TOTAL	9	0	0	0	0	0	2	0	11
09 CIRCUIT									
MERCER	18	0	0	0	0	2	0	0	20
TOTAL	18	0	0	0	0	2	0	0	20
10 CIRCUIT									
RALEIGH	9	4	0	2	0	4	0	0	19
TOTAL	9	4	0	2	0	4	0	0	19
11 CIRCUIT									
GREENBRIER	6	9	0	0	0	2	0	0	17
POCAHONTAS	4	0	0	0	0	0	1	0	5
TOTAL	10	9	0	0	0	2	1	0	22
12 CIRCUIT									
FAYETTE	2	0	0	0	0	2	0	0	4
TOTAL	2	0	0	0	0	2	0	0	4
13 CIRCUIT									
KANAWHA	25	4	0	2	2	16	1	0	50
TOTAL	25	4	0	2	2	16	1	0	50

**WEST VIRGINIA PUBLIC DEFENDER SERVICES
 TOTAL DIRECT EXPENSE CLAIMS PAID FY 2005**

CIRCUIT COUNTY	FELONY	MISD.	MENTAL HYGIENE	JUVENILE	PAROLE PROBAT REV	TERM ABUSE	HABEAS SUP. CT.	OTHER	TOTAL CLAIMS
14 CIRCUIT									
BRAXTON	0	0	0	0	0	1	0	0	1
CLAY	0	0	0	0	0	1	0	0	1
WEBSTER	2	0	0	0	0	1	0	0	3
TOTAL	2	0	0	0	0	3	0	0	5
15 CIRCUIT									
HARRISON	20	1	0	1	3	3	2	0	30
TOTAL	20	1	0	1	3	3	2	0	30
16 CIRCUIT									
MARION	26	1	0	5	0	5	1	0	38
TOTAL	26	1	0	5	0	5	1	0	38
17 CIRCUIT									
MONONGALIA	26	4	0	0	1	1	1	0	33
TOTAL	26	4	0	0	1	1	1	0	33
18 CIRCUIT									
PRESTON	0	0	0	0	0	1	4	0	5
TOTAL	0	0	0	0	0	1	4	0	5
19 CIRCUIT									
BARBOUR	3	0	0	0	0	0	0	0	3
TAYLOR	1	0	0	0	0	0	0	0	1
TOTAL	4	0	0	0	0	0	0	0	4
20 CIRCUIT									
RANDOLPH	2	0	0	0	0	3	0	0	5
TOTAL	2	0	0	0	0	3	0	0	5
21 CIRCUIT									
GRANT	5	0	0	0	0	1	0	0	6
MINERAL	8	2	0	0	0	2	0	0	12
TOTAL	13	2	0	0	0	3	0	0	18
22 CIRCUIT									
HAMPSHIRE	11	2	0	0	0	2	0	0	15
HARDY	2	0	0	1	0	3	0	0	6
PENDLETON	6	0	0	2	0	4	0	0	12
TOTAL	19	2	0	3	0	9	0	0	33
23 CIRCUIT									
BERKELEY	36	0	0	3	0	8	1	0	48
JEFFERSON	13	1	0	3	0	6	0	0	23
MORGAN	11	0	0	3	0	13	3	0	30
TOTAL	60	1	0	9	0	27	4	0	101
24 CIRCUIT									
WAYNE	13	1	0	0	0	0	1	0	15
TOTAL	13	1	0	0	0	0	1	0	15
25 CIRCUIT									
BOONE	7	0	0	1	0	11	0	0	19
LINCOLN	12	0	0	1	0	0	0	0	13
TOTAL	19	0	0	2	0	11	0	0	32

**WEST VIRGINIA PUBLIC DEFENDER SERVICES
 TOTAL DIRECT EXPENSE CLAIMS PAID FY 2005**

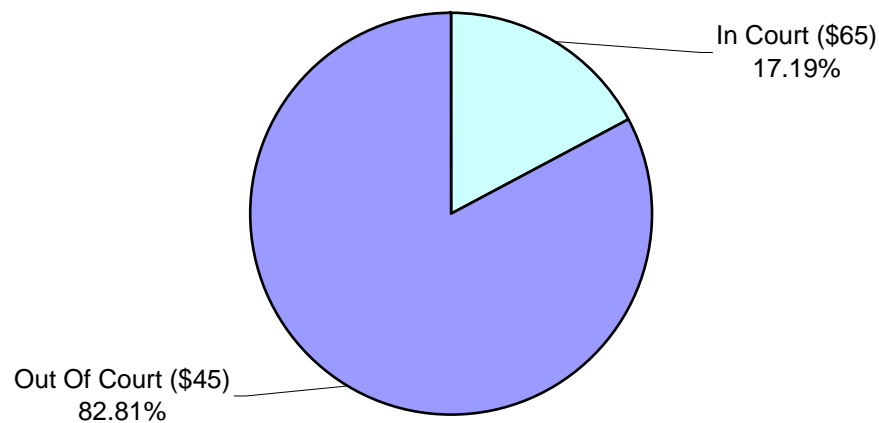
CIRCUIT COUNTY	FELONY	MISD.	MENTAL HYGIENE	JUVENILE	PAROLE PROBAT REV	TERM ABUSE	HABEAS SUP. CT.	OTHER	TOTAL CLAIMS
26 CIRCUIT									
LEWIS	3	1	0	0	0	3	1	0	8
UPSHUR	3	0	0	0	0	2	0	0	5
TOTAL	6	1	0	0	0	5	1	0	13
27 CIRCUIT									
WYOMING	42	43	0	1	0	7	1	0	94
TOTAL	42	43	0	1	0	7	1	0	94
29 CIRCUIT									
PUTNAM	5	0	0	0	0	0	1	2	8
TOTAL	5	0	0	0	0	0	1	2	8
30 CIRCUIT									
MINGO	2	1	0	0	0	0	1	0	4
TOTAL	2	1	0	0	0	0	1	0	4
31 CIRCUIT									
MONROE	8	2	0	0	0	1	0	0	11
SUMMERS	8	2	0	0	0	0	0	0	10
TOTAL	16	4	0	0	0	1	0	0	21
STATE TOTAL	630	285	0	36	8	179	43	5	1,186

**APPOINTED COUNSEL HOURS PAID
IN COURT/OUT OF COURT**

APPOINTED COUNSEL HOURS PAID IN COURT/OUT OF COURT FOR FY 2005

In Court (\$65)	49,605.28
Out Of Court (\$45)	238,972.35
Total Hours Paid	288,577.63

APPOINTED COUNSEL HOURS PAID FY 2005 IN COURT/OUT OF COURT



**WEST VIRGINIA PUBLIC DEFENDER SERVICES
 APPOINTED COUNSEL IN/OUT OF COURT HOURS
 FISCAL YEAR 2005**

CIRCUIT	IN COURT	OUT OF COURT	TOTAL HOURS	
01	CIRCUIT TOTAL	1,956.90	13,545.18	15,502.08
02	CIRCUIT TOTAL	977.40	3,886.70	4,864.10
03	CIRCUIT TOTAL	936.20	7,243.50	8,179.70
04	CIRCUIT TOTAL	3,374.20	22,997.60	26,371.80
05	CIRCUIT TOTAL	2,343.60	8,691.90	11,035.50
06	CIRCUIT TOTAL	2,475.80	7,748.20	10,224.00
07	CIRCUIT TOTAL	1,140.20	7,128.00	8,268.20
08	CIRCUIT TOTAL	1,174.30	5,566.27	6,740.57
09	CIRCUIT TOTAL	2,072.50	6,556.00	8,628.50
10	CIRCUIT TOTAL	1,412.30	6,826.30	8,238.60
11	CIRCUIT TOTAL	532.50	3,055.20	3,587.70
12	CIRCUIT TOTAL	418.90	2,301.00	2,719.90
13	CIRCUIT TOTAL	3,836.70	12,960.95	16,797.65
14	CIRCUIT TOTAL	1,726.28	9,570.60	11,296.88
15	CIRCUIT TOTAL	821.60	6,082.10	6,903.70
16	CIRCUIT TOTAL	2,021.10	16,051.29	18,072.39
17	CIRCUIT TOTAL	1,769.70	12,896.95	14,666.65
18	CIRCUIT TOTAL	406.10	2,474.30	2,880.40
19	CIRCUIT TOTAL	592.30	5,803.10	6,395.40
20	CIRCUIT TOTAL	1,212.60	5,917.30	7,129.90
21	CIRCUIT TOTAL	1,215.60	7,528.90	8,744.50
22	CIRCUIT TOTAL	1,994.70	7,738.70	9,733.40
23	CIRCUIT TOTAL	3,463.00	10,105.20	13,568.20
24	CIRCUIT TOTAL	1,458.50	5,222.00	6,680.50
25	CIRCUIT TOTAL	2,493.10	8,576.50	11,069.60
26	CIRCUIT TOTAL	1,881.40	7,552.50	9,433.90
27	CIRCUIT TOTAL	914.60	5,523.77	6,438.37
28	CIRCUIT TOTAL	705.50	2,637.30	3,342.80
29	CIRCUIT TOTAL	1,755.70	8,095.20	9,850.90
30	CIRCUIT TOTAL	1,709.30	5,854.24	7,563.54
31	CIRCUIT TOTAL	812.70	2,835.60	3,648.30
STATE TOTAL	49,605.28	238,972.35	288,577.63	

**WEST VIRGINIA PUBLIC DEFENDER SERVICES
 APPOINTED COUNSEL IN/OUT OF COURT HOURS
 FISCAL YEAR 2005**

CIRCUIT/COUNTY	IN COURT	OUT OF COURT	TOTAL HOURS
01 CIRCUIT			
BROOKE	369.80	2,098.20	2,468.00
HANCOCK	720.80	3,578.70	4,299.50
OHIO	866.30	7,868.28	8,734.58
TOTAL	1,956.90	13,545.18	15,502.08
02 CIRCUIT			
MARSHALL	422.30	1,621.60	2,043.90
TYLER	198.20	736.30	934.50
WETZEL	356.90	1,528.80	1,885.70
TOTAL	977.40	3,886.70	4,864.10
03 CIRCUIT			
DODDRIDGE	286.80	2,398.60	2,685.40
PLEASANTS	163.40	1,548.50	1,711.90
RITCHIE	486.00	3,296.40	3,782.40
TOTAL	936.20	7,243.50	8,179.70
04 CIRCUIT			
WIRT	204.70	1,279.40	1,484.10
WOOD	3,169.50	21,718.20	24,887.70
TOTAL	3,374.20	22,997.60	26,371.80
05 CIRCUIT			
CALHOUN	219.90	631.60	851.50
JACKSON	406.10	1,785.50	2,191.60
MASON	959.00	4,106.50	5,065.50
ROANE	758.60	2,168.30	2,926.90
TOTAL	2,343.60	8,691.90	11,035.50
06 CIRCUIT			
CABELL	2,475.80	7,748.20	10,224.00
TOTAL	2,475.80	7,748.20	10,224.00
07 CIRCUIT			
LOGAN	1,140.20	7,128.00	8,268.20
TOTAL	1,140.20	7,128.00	8,268.20
08 CIRCUIT			
MCDOWELL	1,174.30	5,566.27	6,740.57
TOTAL	1,174.30	5,566.27	6,740.57
09 CIRCUIT			
MERCER	2,072.50	6,556.00	8,628.50
TOTAL	2,072.50	6,556.00	8,628.50
10 CIRCUIT			
RALEIGH	1,412.30	6,826.30	8,238.60
TOTAL	1,412.30	6,826.30	8,238.60
11 CIRCUIT			
GREENBRIER	411.80	2,239.10	2,650.90
POCAHONTAS	120.70	816.10	936.80
TOTAL	532.50	3,055.20	3,587.70
12 CIRCUIT			
FAYETTE	418.90	2,301.00	2,719.90
TOTAL	418.90	2,301.00	2,719.90

**WEST VIRGINIA PUBLIC DEFENDER SERVICES
 APPOINTED COUNSEL IN/OUT OF COURT HOURS
 FISCAL YEAR 2005**

CIRCUIT/COUNTY	IN COURT	OUT OF COURT	TOTAL HOURS
13 CIRCUIT			
KANAWHA	3,836.70	12,960.95	16,797.65
TOTAL	3,836.70	12,960.95	16,797.65
14 CIRCUIT			
BRAXTON	562.18	3,246.70	3,808.88
CLAY	401.60	1,840.70	2,242.30
GILMER	242.10	1,199.60	1,441.70
WEBSTER	520.40	3,283.60	3,804.00
TOTAL	1,726.28	9,570.60	11,296.88
15 CIRCUIT			
HARRISON	821.60	6,082.10	6,903.70
TOTAL	821.60	6,082.10	6,903.70
16 CIRCUIT			
MARION	2,021.10	16,051.29	18,072.39
TOTAL	2,021.10	16,051.29	18,072.39
17 CIRCUIT			
MONONGALIA	1,769.70	12,896.95	14,666.65
TOTAL	1,769.70	12,896.95	14,666.65
18 CIRCUIT			
PRESTON	406.10	2,474.30	2,880.40
TOTAL	406.10	2,474.30	2,880.40
19 CIRCUIT			
BARBOUR	228.20	2,723.50	2,951.70
TAYLOR	364.10	3,079.60	3,443.70
TOTAL	592.30	5,803.10	6,395.40
20 CIRCUIT			
RANDOLPH	1,212.60	5,917.30	7,129.90
TOTAL	1,212.60	5,917.30	7,129.90
21 CIRCUIT			
GRANT	312.00	2,260.30	2,572.30
MINERAL	799.60	4,805.70	5,605.30
TUCKER	104.00	462.90	566.90
TOTAL	1,215.60	7,528.90	8,744.50
22 CIRCUIT			
HAMPSHIRE	932.20	3,217.00	4,149.20
HARDY	730.40	3,171.00	3,901.40
PENDLETON	332.10	1,350.70	1,682.80
TOTAL	1,994.70	7,738.70	9,733.40
23 CIRCUIT			
BERKELEY	2,288.60	6,194.70	8,483.30
JEFFERSON	761.10	2,208.10	2,969.20
MORGAN	413.30	1,702.40	2,115.70
TOTAL	3,463.00	10,105.20	13,568.20
24 CIRCUIT			
WAYNE	1,458.50	5,222.00	6,680.50
TOTAL	1,458.50	5,222.00	6,680.50
25 CIRCUIT			
BOONE	1,187.50	3,815.52	5,003.02
LINCOLN	1,305.60	4,760.98	6,066.58
TOTAL	2,493.10	8,576.50	11,069.60

**WEST VIRGINIA PUBLIC DEFENDER SERVICES
 APPOINTED COUNSEL IN/OUT OF COURT HOURS
 FISCAL YEAR 2005**

CIRCUIT/COUNTY	IN COURT	OUT OF COURT	TOTAL HOURS
26 CIRCUIT			
LEWIS	697.80	3,294.90	3,992.70
UPSHUR	1,183.60	4,257.60	5,441.20
TOTAL	1,881.40	7,552.50	9,433.90
27 CIRCUIT			
WYOMING	914.60	5,523.77	6,438.37
TOTAL	914.60	5,523.77	6,438.37
28 CIRCUIT			
NICHOLAS	705.50	2,637.30	3,342.80
TOTAL	705.50	2,637.30	3,342.80
29 CIRCUIT			
PUTNAM	1,755.70	8,095.20	9,850.90
TOTAL	1,755.70	8,095.20	9,850.90
30 CIRCUIT			
MINGO	1,709.30	5,854.24	7,563.54
TOTAL	1,709.30	5,854.24	7,563.54
31 CIRCUIT			
MONROE	303.90	1,115.00	1,418.90
SUMMERS	508.80	1,720.60	2,229.40
TOTAL	812.70	2,835.60	3,648.30
STATE TOTAL	49,605.28	238,972.35	288,577.63

**APPOINTED COUNSEL CLAIMS PAID
BY CASE TYPE**

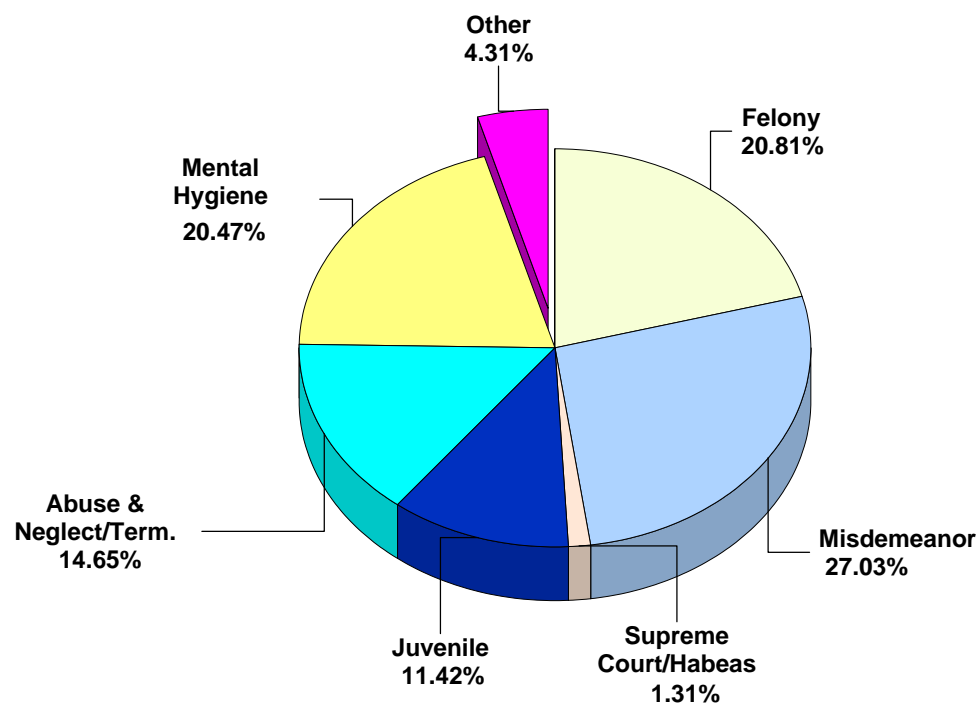
APPOINTED COUNSEL CLAIMS PAID IN FY 2005

Felony	5,307
Misdemeanor	6,896
Supreme Court/Habeas	333
Juvenile	2,913
Abuse & Neglect/Term.	3,738
Mental Hygiene	5,221
Other	1,100

Parole/Probation Rev., Mag. Ct. Appeal, Mandamus/Prohibition, Extradition, Contempt, Fugitive, Other
--

TOTAL CLAIMS PAID	25,508
--------------------------	---------------

APPOINTED COUNSEL CLAIMS PAID FY 2005 BY CASE TYPE



**WEST VIRGINIA PUBLIC DEFENDER SERVICES
 APPOINTED COUNSEL CLAIMS PAID BY CASE TYPE
 FISCAL YEAR 2005**

CIRCUIT	FELONY	MISD	MENTAL HYGIENE	JUVENILE	PAROLE PROBAT REV	TERM ABUSE	HABEAS SUP. CT.	OTHER	TOTAL CLAIMS
01 CIRCUIT TOTAL	210	143	374	65	27	203	10	21	1,053
02 CIRCUIT TOTAL	73	65	233	31	3	98	1	8	512
03 CIRCUIT TOTAL	175	213	22	54	16	65	5	27	577
04 CIRCUIT TOTAL	676	1,293	504	280	74	294	44	116	3,281
05 CIRCUIT TOTAL	244	270	124	63	21	128	7	18	875
06 CIRCUIT TOTAL	247	129	994	254	16	164	26	13	1,843
07 CIRCUIT TOTAL	108	340	4	113	21	89	7	13	695
08 CIRCUIT TOTAL	70	63	4	19	2	67	6	3	234
09 CIRCUIT TOTAL	186	166	57	39	24	143	12	10	637
10 CIRCUIT TOTAL	138	90	111	56	2	224	8	2	631
11 CIRCUIT TOTAL	65	57	41	11	6	63	4	4	251
12 CIRCUIT TOTAL	54	52	0	5	3	34	0	5	153
13 CIRCUIT TOTAL	342	421	1,323	174	29	237	25	9	2,560
14 CIRCUIT TOTAL	188	293	12	109	10	120	11	23	766
15 CIRCUIT TOTAL	94	107	12	51	18	66	14	6	368
16 CIRCUIT TOTAL	267	365	274	208	55	174	22	37	1,402
17 CIRCUIT TOTAL	216	435	210	78	22	87	9	42	1,099
18 CIRCUIT TOTAL	25	17	0	12	1	54	8	4	121
19 CIRCUIT TOTAL	125	221	19	194	16	122	1	10	708
20 CIRCUIT TOTAL	117	169	41	121	11	78	2	10	549
21 CIRCUIT TOTAL	169	200	27	200	35	88	10	13	742
22 CIRCUIT TOTAL	176	282	16	48	37	109	8	25	701
23 CIRCUIT TOTAL	236	96	0	101	25	311	25	8	802
24 CIRCUIT TOTAL	87	76	112	48	11	119	8	3	464
25 CIRCUIT TOTAL	190	96	49	158	21	96	7	23	640
26 CIRCUIT TOTAL	134	164	521	109	35	148	9	22	1,142
27 CIRCUIT TOTAL	191	397	4	44	0	85	1	0	722
28 CIRCUIT TOTAL	67	31	4	16	5	73	2	7	205
29 CIRCUIT TOTAL	214	417	92	170	31	19	13	27	983
30 CIRCUIT TOTAL	86	83	21	36	4	143	24	1	398
31 CIRCUIT TOTAL	137	145	16	46	4	37	4	5	394
STATE TOTAL	5,307	6,896	5,221	2,913	585	3,738	333	515	25,508

**WEST VIRGINIA PUBLIC DEFENDER SERVICES
 APPOINTED COUNSEL CLAIMS PAID BY CASE TYPE
 FISCAL YEAR 2005**

CIRCUIT COUNTY	FELONY	MISD	MENTAL HYGIENE	JUVENILE	PAROLE PROBAT REV	TERM ABUSE	HABEAS SUP. CT.	OTHER	TOTAL CLAIMS
01 CIRCUIT									
BROOKE	37	33	47	17	1	31	0	5	171
HANCOCK	68	30	44	15	22	55	4	6	244
OHIO	105	80	283	33	4	117	6	10	638
TOTAL	210	143	374	65	27	203	10	21	1,053
02 CIRCUIT									
MARSHALL	21	51	140	17	2	65	0	3	299
TYLER	7	4	9	4	0	17	1	1	43
WETZEL	45	10	84	10	1	16	0	4	170
TOTAL	73	65	233	31	3	98	1	8	512
03 CIRCUIT									
DODDRIDGE	59	65	2	29	8	15	2	10	190
PLEASANTS	38	55	6	5	5	11	1	10	131
RITCHIE	78	93	14	20	3	39	2	7	256
TOTAL	175	213	22	54	16	65	5	27	577
04 CIRCUIT									
WIRT	42	27	4	24	1	31	3	6	138
WOOD	634	1,266	500	256	73	263	41	110	3,143
TOTAL	676	1,293	504	280	74	294	44	116	3,281
05 CIRCUIT									
CALHOUN	8	6	17	7	0	18	0	1	57
JACKSON	50	22	7	12	1	27	1	2	122
MASON	154	220	93	28	13	21	1	13	543
ROANE	32	22	7	16	7	62	5	2	153
TOTAL	244	270	124	63	21	128	7	18	875
06 CIRCUIT									
CABELL	247	129	994	254	16	164	26	13	1,843
TOTAL	247	129	994	254	16	164	26	13	1,843
07 CIRCUIT									
LOGAN	108	340	4	113	21	89	7	13	695
TOTAL	108	340	4	113	21	89	7	13	695
08 CIRCUIT									
MCDOWELL	70	63	4	19	2	67	6	3	234
TOTAL	70	63	4	19	2	67	6	3	234
09 CIRCUIT									
MERCER	186	166	57	39	24	143	12	10	637
TOTAL	186	166	57	39	24	143	12	10	637
10 CIRCUIT									
RALEIGH	138	90	111	56	2	224	8	2	631
TOTAL	138	90	111	56	2	224	8	2	631

**WEST VIRGINIA PUBLIC DEFENDER SERVICES
 APPOINTED COUNSEL CLAIMS PAID BY CASE TYPE
 FISCAL YEAR 2005**

CIRCUIT COUNTY	FELONY	MISD	MENTAL HYGIENE	JUVENILE	PAROLE PROBATION REV	TERM ABUSE	HABEAS SUP. CT.	OTHER	TOTAL CLAIMS
11 CIRCUIT									
GREENBRIER	46	51	32	7	3	52	2	3	196
POCAHONTAS	19	6	9	4	3	11	2	1	55
TOTAL	65	57	41	11	6	63	4	4	251
12 CIRCUIT									
FAYETTE	54	52	0	5	3	34	0	5	153
TOTAL	54	52	0	5	3	34	0	5	153
13 CIRCUIT									
KANAWHA	342	421	1,323	174	29	237	25	9	2,560
TOTAL	342	421	1,323	174	29	237	25	9	2,560
14 CIRCUIT									
BRAXTON	66	110	2	49	5	32	9	9	282
CLAY	33	59	4	22	1	27	1	3	150
GILMER	26	40	1	16	0	13	1	7	104
WEBSTER	63	84	5	22	4	48	0	4	230
TOTAL	188	293	12	109	10	120	11	23	766
15 CIRCUIT									
HARRISON	94	107	12	51	18	66	14	6	368
TOTAL	94	107	12	51	18	66	14	6	368
16 CIRCUIT									
MARION	267	365	274	208	55	174	22	37	1,402
TOTAL	267	365	274	208	55	174	22	37	1,402
17 CIRCUIT									
MONONGALIA	216	435	210	78	22	87	9	42	1,099
TOTAL	216	435	210	78	22	87	9	42	1,099
18 CIRCUIT									
PRESTON	25	17	0	12	1	54	8	4	121
TOTAL	25	17	0	12	1	54	8	4	121
19 CIRCUIT									
BARBOUR	55	108	7	72	4	71	0	4	321
TAYLOR	70	113	12	122	12	51	1	6	387
TOTAL	125	221	19	194	16	122	1	10	708
20 CIRCUIT									
RANDOLPH	117	169	41	121	11	78	2	10	549
TOTAL	117	169	41	121	11	78	2	10	549
21 CIRCUIT									
GRANT	53	29	10	28	16	14	3	5	158
MINERAL	107	160	16	155	16	64	7	6	531
TUCKER	9	11	1	17	3	10	0	2	53
TOTAL	169	200	27	200	35	88	10	13	742

**WEST VIRGINIA PUBLIC DEFENDER SERVICES
 APPOINTED COUNSEL CLAIMS PAID BY CASE TYPE
 FISCAL YEAR 2005**

CIRCUIT COUNTY	FELONY	MISD	MENTAL HYGIENE	JUVENILE	PAROLE PROBATION REV	TERM ABUSE	HABEAS SUP. CT.	OTHER	TOTAL CLAIMS
22 CIRCUIT									
HAMPSHIRE	91	140	9	28	11	44	3	11	337
HARDY	57	124	5	13	22	46	4	10	281
PENDLETON	28	18	2	7	4	19	1	4	83
TOTAL	176	282	16	48	37	109	8	25	701
23 CIRCUIT									
BERKELEY	151	55	0	48	12	214	12	3	495
JEFFERSON	53	32	0	37	10	60	3	3	198
MORGAN	32	9	0	16	3	37	10	2	109
TOTAL	236	96	0	101	25	311	25	8	802
24 CIRCUIT									
WAYNE	87	76	112	48	11	119	8	3	464
TOTAL	87	76	112	48	11	119	8	3	464
25 CIRCUIT									
BOONE	92	51	12	84	7	59	5	8	318
LINCOLN	98	45	37	74	14	37	2	15	322
TOTAL	190	96	49	158	21	96	7	23	640
26 CIRCUIT									
LEWIS	46	52	481	28	7	57	3	8	682
UPSHUR	88	112	40	81	28	91	6	14	460
TOTAL	134	164	521	109	35	148	9	22	1,142
27 CIRCUIT									
WYOMING	191	397	4	44	0	85	1	0	722
TOTAL	191	397	4	44	0	85	1	0	722
28 CIRCUIT									
NICHOLAS	67	31	4	16	5	73	2	7	205
TOTAL	67	31	4	16	5	73	2	7	205
29 CIRCUIT									
PUTNAM	214	417	92	170	31	19	13	27	983
TOTAL	214	417	92	170	31	19	13	27	983
30 CIRCUIT									
MINGO	86	83	21	36	4	143	24	1	398
TOTAL	86	83	21	36	4	143	24	1	398
31 CIRCUIT									
MONROE	56	76	10	25	0	11	2	2	182
SUMMERS	81	69	6	21	4	26	2	3	212
TOTAL	137	145	16	46	4	37	4	5	394
STATE TOTAL	5,307	6,896	5,221	2,913	585	3,738	333	515	25,508

**APPOINTED COUNSEL AVERAGE COST
BY PRIMARY CHARGE**

**WEST VIRGINIA PUBLIC DEFENDER SERVICES
 AVERAGE COSTS BY PRIMARY CHARGE FOR FY 2005
 DESCENDING ORDER BY TOTAL \$**

CRIMINAL CHARGE	AVERAGE	TOTAL \$	# OF CLAIMS
ABUSE & NEGLECT	\$1,139.93	\$4,231,420.52	3,712
JUVENILE	\$509.64	\$1,484,595.16	2,913
CONTROLLED SUBSTANCES	\$736.79	\$928,354.96	1,260
MURDER	\$4,511.73	\$821,134.28	182
DOMESTIC VIOLENCE	\$381.50	\$647,411.08	1,697
MENTAL HYGIENE	\$107.94	\$563,567.32	5,221
SEXUAL ASSAULT	\$1,500.55	\$394,643.97	263
HABEAS CORPUS	\$2,116.90	\$385,275.35	182
BURGLARY	\$832.38	\$379,566.63	456
ASSAULT & BATTERY	\$407.54	\$368,825.53	905
FORGERY & UTTERING	\$757.26	\$333,195.24	440
SUPREME COURT APPEAL	\$1,942.82	\$293,366.14	151
PAROLE/PROBATION	\$484.62	\$283,502.14	585
SUSPEND/REV LICENSE	\$442.58	\$283,249.81	640
GRAND LARCENY	\$753.86	\$275,157.19	365
BREAKING & ENTERING	\$785.30	\$274,856.41	350
MAL WOUNDING/ASSAULT	\$1,029.01	\$262,397.98	255
DUI 1ST OFFENSE	\$355.26	\$260,759.15	734
DUI 3RD OFFENSE	\$815.39	\$186,724.60	229
ROBBERY	\$1,492.88	\$179,145.03	120
CONSPIRACY	\$911.63	\$161,358.55	177
OBSTRUCTION JUSTICE	\$370.30	\$148,861.18	402
SEXUAL ABUSE	\$1,634.41	\$138,924.50	85
ATTEMPT	\$1,010.09	\$138,382.51	137
FRAUD	\$720.30	\$133,975.45	186
DUI 2ND OFFENSE	\$461.68	\$129,733.35	281
DESTRUCTION OF PROPERTY	\$408.00	\$128,519.13	315
REC/TRANS STOLEN PRO	\$510.82	\$116,977.32	229
PETIT LARCENY	\$354.45	\$110,233.73	311
KIDNAPPING	\$2,411.22	\$101,271.08	42
AGGRAVATED ROBBERY	\$1,514.71	\$98,456.42	65
FAIL PAY CHILD SUPPORT	\$726.94	\$93,048.35	128
ARSON	\$1,148.50	\$89,582.80	78
FALSE PRETENSES	\$469.70	\$82,668.07	176
SENTENCE REDUCTION	\$479.42	\$71,433.45	149
WANTON ENDANGERMENT	\$845.44	\$65,944.34	78
GUARDIAN CHILDREN	\$1,392.90	\$57,108.99	41
FALSE SWEARING	\$364.88	\$47,069.53	129
DUI W/ INJURY	\$877.51	\$42,998.17	49
TERM PARENTAL RIGHTS	\$1,614.35	\$41,973.21	26
DEADLY WEAPON	\$496.51	\$41,210.34	83
HOME CONFINEMENT	\$366.19	\$40,280.37	110
HARASSMENT	\$388.91	\$35,779.80	92

**WEST VIRGINIA PUBLIC DEFENDER SERVICES
 AVERAGE COSTS BY PRIMARY CHARGE FOR FY 2005
 DESCENDING ORDER BY TOTAL \$**

CRIMINAL CHARGE	AVERAGE	TOTAL \$	# OF CLAIMS
FLEEING VEHICLE W/DUI	\$647.49	\$34,317.23	53
WELFARE FRAUD	\$637.10	\$33,129.36	52
FUGITIVE/JUSTICE	\$303.57	\$31,570.79	104
MAGISTRATE APPEAL	\$926.00	\$31,484.01	34
OTHER	\$784.90	\$30,610.98	39
BRANDISHING WEAPON	\$385.21	\$29,275.63	76
INCEST	\$2,334.70	\$28,016.38	12
CONTRIBUTE DEL MINOR	\$360.24	\$27,738.86	77
FAIL TO REG SEX OFFENDER	\$721.19	\$27,405.32	38
TRESPASSING	\$407.47	\$27,300.17	67
ACCESSORY	\$632.70	\$26,573.52	42
DISORDERLY CONDUCT	\$355.79	\$26,328.32	74
EMBEZZLEMENT	\$503.06	\$25,655.89	51
VOL MANSLAUGHTER	\$4,178.16	\$25,068.93	6
SHOPLIFTING	\$385.57	\$24,676.28	64
RECIDIVIST	\$11,816.66	\$23,633.31	2
UNLAWFUL WOUNDING	\$716.92	\$22,941.39	32
CRUELTY TO ANIMALS	\$622.61	\$19,300.99	31
AIDING & ABETTING	\$841.89	\$17,679.67	21
FAILURE TO APPEAR	\$412.02	\$17,305.01	42
JAIL ESCAPE	\$709.14	\$17,019.27	24
RECKLESS DRIVING	\$409.86	\$16,394.30	40
DNR CHARGE	\$403.07	\$15,719.61	39
STALKING	\$755.65	\$15,112.92	20
LEAVE SCENE ACCIDENT	\$374.12	\$14,964.63	40
JOYRIDING	\$424.04	\$14,841.42	35
UNDER AGE DRINKING	\$262.65	\$13,395.11	51
RESISTING ARREST	\$448.30	\$11,207.40	25
PERMITTING DUI	\$345.74	\$10,718.08	31
PORNOGRAPHY	\$938.42	\$10,322.64	11
INTIMIDATE WITNESS	\$763.76	\$9,928.84	13
DEL CONTRABAND INMATE	\$1,414.07	\$9,898.47	7
INDECENT EXPOSURE	\$479.29	\$9,585.77	20
EXTRADITION	\$274.60	\$7,963.33	29
COUNTERFEITING	\$664.31	\$7,307.43	11
NEGLIGENT HOMICIDE	\$2,388.59	\$7,165.78	3
AUTO TAMPERING	\$355.58	\$7,111.56	20
CONCEAL A MINOR	\$676.91	\$6,769.05	10
SOLICIT/PROSTITUTION	\$359.37	\$5,390.55	15
MOTOR VEHICLE SAFETY	\$306.01	\$4,896.12	16
INVOL MANSLAUGHTER	\$1,553.40	\$4,660.19	3
SHOOT W/N 500 FEET	\$421.80	\$4,639.82	11
CONTEMPT	\$200.88	\$3,615.81	18

**WEST VIRGINIA PUBLIC DEFENDER SERVICES
 AVERAGE COSTS BY PRIMARY CHARGE FOR FY 2005
 DESCENDING ORDER BY TOTAL \$**

CRIMINAL CHARGE	AVERAGE	TOTAL \$	# OF CLAIMS
PEACE WARRANT	\$443.54	\$3,104.78	7
TRUANCY	\$377.98	\$3,023.80	8
ANIMAL CONTROL	\$410.33	\$2,872.30	7
MANDAMUS	\$845.05	\$2,535.14	3
DISTURB THE PEACE	\$398.44	\$2,390.66	6
WITNESS	\$341.10	\$1,705.51	5
PUBLIC INTOXICATION	\$422.58	\$1,690.33	4
MAKE/USE EXPLOSIVES	\$333.18	\$1,665.88	5
PERMIT UNAUTH/DRIVE	\$236.77	\$1,420.63	6
NO PROOF OF INS	\$231.86	\$1,391.13	6
CIVIL RIGHTS VIOLATION	\$337.96	\$1,351.82	4
ADULT ABUSE	\$273.29	\$819.88	3
NO OPERATORS	\$311.31	\$622.61	2
PROHIBITION	\$227.90	\$227.90	1
FAIL MAINTAIN CONTROL	\$219.50	\$219.50	1
FORFEITURE	\$172.75	\$172.75	1
OPEN CONTAINER	\$150.54	\$150.54	1
STATE AVERAGE	\$616.94	\$15,736,944.43	25,508

**APPENDIX B:
PUBLIC DEFENDER CORPORATIONS
STATISTICAL INFORMATION**

**PUBLIC DEFENDER CORPORATIONS
BOARDS OF DIRECTORS CHAIRPERSONS**

CIRCUIT	COUNTIES	CHAIRS
1 st	BROOKE HANCOCK OHIO	ARCH W. RILEY, ESQ., ACT. CHAIR Bailey, Riley, Buch & Harmon Riley Building, Suite 900 Post Office Box 631 Wheeling, West Virginia 26003
2 nd	MARSHALL TYLER WETZEL	VICKI VOORHIS, CHAIR 802 Highland Avenue New Martinsville, West Virginia 26155
5 th	CALHOUN JACKSON MASON ROANE	JEANETTE ATKINSON, CHAIR Post Office Box 1049 Spencer, West Virginia 25276
6 th / 24 th	CABELL WAYNE	JOHN F. CYRUS, ESQ., CHAIR 636 Fourth Avenue Huntington, West Virginia 25701
7 th	LOGAN	DON WANDLING, ESQ., CHAIR 111 Stratton Street Logan, West Virginia 25601
8 th	MCDOWELL	RONALD HASSAN, ESQ., CHAIR Post Office Box 1054 Welch, West Virginia 24801
9 th	MERCER	WILLIAM O. HUFFMAN, ESQ., ACTING CHAIR 210 South Walker Street Princeton, West Virginia 24740
10 th	RALEIGH	TIM R. BERRY, CHAIR 612 Johnson Street Beckley, West Virginia 25801
11 th	GREENBRIER POCAHONTAS	LOUIS E. LONGANACRE, ACTING CHAIR 412 Frazier Street Lewisburg, West Virginia 24901
12 th	FAYETTE	FREDERICK H. JESSER, III, ESQ., ACTING CHAIR Post Office Drawer 450 Fayetteville, West Virginia 25840

Public Defender Corporations Board Chairs Continued

CIRCUIT	COUNTIES	CHAIRS
13 th	KANAWHA	LONNIE SIMMONS, ESQ., CHAIR 604 Virginia Street, E.# 200 Charleston, West Virginia 25301
15 th	HARRISON	GEORGE F. FORDHAM, ESQ., CHAIR 321 West Main Street Goff Building , Suite 500 Clarksburg, West Virginia 26301
18 th	PRESTON	CHARLES BROWN, ESQ., CHAIR 145 Seemont Drive Kingwood, West Virginia 26537
23 rd	BERKELEY JEFFERSON MORGAN	NORWOOD BENTLEY ESQ., CHAIR Post Office Box 1419 Martinsburg, West Virginia 25401
25 th	BOONE LINCOLN	FRED L. RIGGLEMAN, CHAIR HC 78 Box 1305 Madison, West Virginia 25130
28 th	NICHOLAS	STEVEN F. KHURI, CHAIR c/o Mansfield Motor Sales, Inc. #3 Oakford Avenue Richwood, West Virginia 26261
30 th	MINGO	JANE MORAN, ESQ., CHAIR Post Office Box 171 Williamson, West Virginia 25661

**WV PUBLIC DEFENDER SERVICES GRANTS
 CASH DISBURSEMENTS TO PUBLIC DEFENDER CORPORATIONS
 JULY 1, 2004 TO JUNE 30, 2005**

CIRCUIT	CONTRACTUAL AMOUNTS	TOTAL FUNDS ALLOCATED TO EACH CIRCUIT	TOTAL DISBURSED
1ST	\$843,326.00	\$1,774.35	\$845,100.35
2ND	\$460,987.00	\$1,775.35	\$462,762.35
5TH	\$513,975.00	\$1,773.35	\$515,748.35
6TH / 24TH	\$1,120,013.00	\$1,776.36	\$1,121,789.36
7TH	\$464,567.00	\$1,773.35	\$466,340.35
8TH	\$337,595.00	\$1,772.35	\$339,367.35
9TH	\$743,243.00	\$1,775.35	\$745,018.35
10TH	\$717,076.00	\$1,775.35	\$718,851.35
11TH	\$515,810.00	\$1,776.35	\$517,586.35
12TH	\$361,198.00	\$1,775.35	\$362,973.35
13TH	\$2,755,054.00	\$1,776.37	\$2,756,830.37
15TH	\$938,082.88	\$1,775.35	\$939,858.23
18TH	\$358,683.00	\$1,774.35	\$360,457.35
23RD	\$1,378,086.00	\$1,776.37	\$1,379,862.37
25TH	\$505,256.00	\$1,776.35	\$507,032.35
28TH	\$261,270.00	\$1,776.35	\$263,046.35
30TH	\$469,036.00	\$1,775.35	\$470,811.35
TOTALS	<u>\$12,743,257.88</u>	<u>\$30,178.00</u>	<u>\$12,773,435.88</u>

Notes: Total Funds Allocated to Each Circuit represents funds disbursed by the WVPDS on behalf of the Public Defender Corporations for Westlaw and State Auditor Transaction Fees.

**PUBLIC DEFENDER HOURS WORKED
BY ATTORNEY, BY MONTH**

**PUBLIC DEFENDER CORPORATIONS
 TIME REPORT FOR PERIOD 07/01/04 TO 06/30/05**

CIRCUIT	JUL	AUG	SEP	OCT	NOV	DEC	JAN	FEB	MAR	APR	MAY	JUN	TOTAL
1ST CIRCUIT													
BROGAN, JR.	200.60	211.30	192.00	183.70	195.30	202.40	189.70	175.70	195.90	194.80	192.40	196.50	2330.30
BRUN	0.00	0.00	0.00	0.00	0.00	37.60	156.80	152.00	174.90	158.40	163.40	154.90	998.00
GARDILL	187.90	171.20	173.40	166.20	180.30	185.20	165.80	161.40	183.20	171.30	177.80	179.30	2103.00
MENDELSON	166.00	52.50	0.00	0.00	0.00	0.00	3.20	1.50	0.00	0.00	0.00	0.00	223.20
MOORE	183.10	188.00	187.10	180.20	180.20	191.90	178.20	171.60	198.40	185.50	191.70	187.80	2223.70
TWITTY	165.00	165.10	190.80	170.10	171.30	190.50	173.80	171.70	189.70	185.40	186.70	188.40	2148.50
WELLING	184.70	179.50	176.70	182.40	180.30	187.20	174.30	162.90	212.40	180.10	174.00	163.40	2157.90
WOOD	198.00	210.10	201.20	206.50	207.80	208.00	198.90	205.50	201.30	172.80	186.30	188.00	2384.40
YOHO	166.50	173.90	168.00	170.20	175.50	177.40	157.60	150.90	185.90	165.70	165.00	134.70	1991.30
CIRCUIT TOTAL	1451.80	1351.60	1289.20	1259.30	1290.70	1380.20	1398.30	1353.20	1541.70	1414.00	1437.30	1393.00	16560.30
2ND CIRCUIT													
ANDERSON J	167.20	172.20	167.10	158.70	145.20	151.60	157.70	147.60	183.50	186.50	201.10	195.90	2034.30
GAINER	161.40	168.10	161.00	153.60	134.90	148.60	152.80	137.90	180.30	174.20	253.80	180.90	2007.50
HART	155.30	161.90	155.40	147.40	137.40	147.30	149.70	159.90	174.90	163.50	182.00	173.30	1908.00
ZEHNDER	155.40	160.70	156.90	149.80	134.40	157.10	149.80	134.30	180.40	171.00	191.90	191.30	1933.00
CIRCUIT TOTAL	639.30	662.90	640.40	609.50	551.90	604.60	610.00	579.70	719.10	695.20	828.80	741.40	7882.80
5TH CIRCUIT													
BALDWIN	186.50	180.00	178.30	168.30	87.70	211.50	0.00	0.00	0.00	0.00	0.00	0.00	1012.30
BOSTIC	181.70	179.10	181.40	165.00	169.90	170.80	172.20	158.50	176.70	163.10	165.80	160.90	2045.10
BOYLES	0.00	0.00	0.00	0.00	0.00	0.00	0.00	0.00	0.00	0.00	0.00	163.80	163.80
DAVIS G	0.00	0.00	0.00	0.00	0.00	0.00	123.80	169.80	185.80	97.50	0.00	0.00	576.90
MONK	204.00	180.20	178.60	186.50	136.00	197.00	170.50	164.50	183.00	168.50	197.60	190.50	2156.90
SETTLE	71.90	151.10	135.30	155.50	144.60	139.70	122.40	137.00	128.80	125.80	127.70	153.70	1593.50
SHAVER	88.70	105.00	104.00	80.00	97.40	84.80	83.30	93.00	86.40	103.70	180.30	180.30	1286.90
STARCHER	26.20	0.00	0.00	0.00	0.00	0.00	0.00	0.00	0.00	0.00	0.00	0.00	26.20
CIRCUIT TOTAL	759.00	795.40	777.60	755.30	635.60	803.80	672.20	722.80	760.70	658.60	671.40	849.20	8861.60

CIRCUIT	JUL	AUG	SEP	OCT	NOV	DEC	JAN	FEB	MAR	APR	MAY	JUN	TOTAL
6TH CIRCUIT													
ADAMS J	0.00	0.00	0.00	56.00	125.40	130.80	140.20	121.90	166.90	156.70	142.50	126.70	1167.10
BRYSON	201.20	185.00	154.70	88.90	154.90	134.60	123.00	147.40	137.50	126.90	167.20	166.10	1787.40
BURTON	167.60	171.50	176.20	46.40	0.00	0.00	0.00	0.00	0.00	0.00	0.00	0.00	561.70
CAMPBELL K	137.60	156.20	157.90	151.60	153.90	158.90	155.90	145.90	170.40	155.00	162.40	151.80	1857.50
FRALEY N	125.90	185.10	143.00	168.00	153.10	167.40	172.10	152.50	183.20	172.40	0.00	0.00	1622.70
HENDERSON	182.20	219.40	295.10	200.60	197.60	193.50	177.40	208.50	202.40	198.00	194.00	206.80	2475.50
JORDAN	179.50	192.30	180.80	177.10	185.80	192.50	173.00	168.40	181.50	191.50	187.00	204.00	2213.40
LAWSON K	0.00	0.00	0.00	0.00	0.00	0.00	0.00	0.00	0.00	0.00	146.20	105.60	251.80
LOCKWOOD A	164.10	163.50	159.80	147.10	156.80	165.30	152.80	146.50	174.10	156.20	162.70	164.70	1913.60
MCCOY	0.00	1.00	7.00	0.00	1.00	1.00	0.00	0.00	0.00	0.00	0.00	0.00	10.00
WEED	183.90	138.60	170.80	171.50	164.80	182.60	172.30	149.70	192.50	171.90	182.00	197.00	2077.60
WILKINSON R	175.80	175.90	180.20	176.00	172.00	186.40	178.80	163.90	173.00	175.90	190.10	184.50	2132.50
CIRCUIT TOTAL	1517.80	1588.50	1625.50	1383.20	1465.30	1513.00	1445.50	1404.70	1581.50	1504.50	1534.10	1507.20	18070.80
7TH CIRCUIT													
ADKINS	0.00	0.00	0.00	0.00	0.00	0.00	162.30	121.40	164.40	148.50	160.80	207.50	964.90
MERCERUIO	121.00	139.40	133.60	141.00	146.20	160.20	145.10	137.20	152.80	145.90	140.40	167.40	1730.20
SMITH	151.00	150.90	144.60	131.30	154.00	148.30	0.00	0.00	0.00	0.00	0.00	0.00	880.10
SPRADLING	149.30	160.10	180.30	157.90	165.60	119.40	106.20	134.10	155.00	146.50	151.30	155.60	1781.30
CIRCUIT TOTAL	421.30	450.40	458.50	430.20	465.80	427.90	413.60	392.70	472.20	440.90	452.50	530.50	5356.50
8TH CIRCUIT													
ANDERSON F	161.40	159.20	186.70	147.30	163.40	143.70	118.20	92.00	145.80	99.50	105.40	116.60	1639.20
BLAIR	179.70	167.20	100.00	135.40	138.20	130.70	111.50	104.40	146.00	137.00	132.80	127.50	1610.40
LINKOUS	143.40	126.60	122.20	118.10	153.30	152.80	117.40	104.30	145.40	113.50	97.50	119.50	1514.00
CIRCUIT TOTAL	484.50	453.00	408.90	400.80	454.90	427.20	347.10	300.70	437.20	350.00	335.70	363.60	4763.60

CIRCUIT	JUL	AUG	SEP	OCT	NOV	DEC	JAN	FEB	MAR	APR	MAY	JUN	TOTAL
9TH CIRCUIT													
ASH	146.80	159.60	138.50	134.50	149.40	153.10	145.00	133.40	147.00	140.00	136.50	153.40	1737.20
BURKS	150.90	144.70	144.10	141.00	154.60	154.00	145.00	130.90	160.20	141.00	145.20	165.10	1776.70
FRENCH	149.40	153.30	150.40	140.40	157.80	160.00	155.70	142.40	165.20	146.60	144.70	147.70	1813.60
HAGER E	0.00	0.00	0.00	0.00	0.00	0.00	0.00	0.00	0.00	0.00	0.00	182.30	182.30
HUSN	158.30	130.20	114.90	120.60	147.50	148.20	112.10	118.50	157.10	122.50	144.00	128.20	1602.10
KEECH	152.90	149.50	178.30	148.40	155.40	167.90	150.90	145.50	166.20	146.80	147.40	158.90	1868.10
KROPAC	158.40	155.50	156.30	147.80	161.40	159.80	151.00	142.80	169.30	145.30	149.20	0.00	1696.80
MAIER	168.10	154.90	161.00	155.70	84.00	0.00	0.00	0.00	0.00	0.00	0.00	0.00	723.70
CIRCUIT TOTAL	1084.80	1047.70	1043.50	988.40	1010.10	943.00	859.70	813.50	965.00	842.20	867.00	935.60	11400.50
10TH CIRCUIT													
BAILEY	178.50	137.40	61.50	0.00	0.00	0.00	0.00	0.00	0.00	0.00	0.00	0.00	377.40
FRASHER	185.40	186.40	182.90	181.30	184.60	193.00	180.00	177.20	193.90	177.00	184.40	186.90	2213.00
GRIFFITH	170.60	157.80	163.90	174.60	169.60	131.50	140.60	138.60	148.30	153.10	153.50	139.90	1842.00
HEBB M	0.00	0.00	0.00	0.00	127.00	179.00	178.30	183.80	211.50	128.00	164.50	176.70	1348.80
NOGGY	179.10	235.40	210.30	180.60	194.90	188.20	176.60	167.10	197.40	183.30	184.50	202.00	2299.40
RASHEED	189.90	190.40	180.30	184.10	191.00	201.00	200.80	168.30	187.80	182.20	186.20	199.30	2261.30
SHUCK	176.50	177.00	178.50	167.00	179.50	184.00	163.00	161.00	182.50	169.00	179.00	176.00	2093.00
TURNER	176.00	176.00	176.00	168.00	176.50	186.00	168.00	160.00	180.50	170.00	176.00	176.00	2089.00
CIRCUIT TOTAL	1256.00	1260.40	1153.40	1055.60	1223.10	1262.70	1207.30	1156.00	1301.90	1162.60	1228.10	1256.80	14523.90
11TH CIRCUIT													
DANIELL	172.50	171.30	168.30	160.50	171.50	176.50	163.60	156.00	181.00	177.00	190.30	178.30	2066.80
HEBB M	178.00	213.80	142.40	146.30	0.00	0.60	0.00	0.00	0.00	0.00	0.00	0.00	681.10
LORENSEN	214.00	201.50	221.50	262.00	182.70	214.50	218.00	199.50	197.00	181.50	196.00	210.00	2498.20
MCMILLION	0.00	0.00	0.00	0.00	0.00	0.00	0.00	0.00	70.80	168.90	203.90	192.20	635.80
PARAGAMIAN	184.70	180.60	176.90	171.90	182.40	196.40	173.90	151.60	204.00	177.50	195.60	184.60	2180.10
CIRCUIT TOTAL	749.20	767.20	709.10	740.70	536.60	588.00	555.50	507.10	652.80	704.90	785.80	765.10	8062.00
12TH CIRCUIT													
FRALEY N	0.00	0.00	0.00	0.00	0.00	0.00	0.00	0.00	0.00	0.00	178.00	177.00	355.00
McNEER	0.00	0.00	173.90	161.10	138.20	0.00	0.00	0.00	0.00	0.00	0.00	0.00	473.20
REES	188.20	182.40	176.20	177.80	186.40	185.70	169.40	174.40	186.30	160.60	0.00	0.00	1787.40
STANTON E	113.90	157.00	180.60	158.30	168.00	188.70	170.20	180.60	173.60	164.10	177.40	180.20	2012.60
CIRCUIT TOTAL	302.10	339.40	530.70	497.20	492.60	374.40	339.60	355.00	359.90	324.70	355.40	357.20	4628.20

CIRCUIT	JUL	AUG	SEP	OCT	NOV	DEC	JAN	FEB	MAR	APR	MAY	JUN	TOTAL
13TH CIRCUIT													
ANDERSON J	174.60	179.90	180.40	167.90	177.40	172.90	169.90	164.40	178.90	167.40	166.40	177.50	2077.60
AYERS	234.60	217.00	236.50	186.80	207.50	213.40	200.90	198.40	226.30	199.40	194.40	231.00	2546.20
BROWN B	178.00	180.00	171.50	166.00	175.00	181.00	169.00	159.00	182.00	170.50	176.00	172.50	2080.50
CAMPBELL W	183.30	164.50	193.00	165.00	174.00	166.00	169.00	166.00	176.50	168.00	172.60	181.20	2079.10
CARLTON	175.50	160.60	167.90	180.10	172.40	169.70	164.70	163.30	170.10	167.80	171.80	189.30	2053.20
CASTELLE	184.00	177.60	206.20	178.60	183.00	188.80	175.80	171.50	203.60	196.90	203.90	187.30	2257.20
CATLETT R	178.70	179.80	179.20	172.40	210.50	187.10	173.50	166.50	184.50	170.60	180.20	187.10	2170.10
CHISOLM	182.70	180.10	181.40	176.70	188.70	191.90	172.50	172.50	193.00	200.60	214.20	190.70	2245.00
COGAR MURRAY	174.80	176.00	176.00	166.50	169.50	184.00	80.00	159.30	184.00	166.50	173.70	175.50	1985.80
CRAIG	180.00	182.00	188.50	171.80	188.80	200.00	191.00	210.00	184.50	25.90	20.60	36.10	1779.20
CUNNINGHAM	213.00	193.30	192.00	197.50	194.80	177.00	182.00	192.00	210.40	213.00	205.80	200.00	2370.80
DICKINSON	176.00	177.00	176.00	168.00	176.00	185.00	168.00	160.00	185.00	168.00	174.50	184.50	2098.00
JACKSON	159.30	167.80	166.50	170.00	162.00	164.50	174.40	157.50	176.00	158.00	161.00	158.00	1975.00
KENNEY	189.40	195.30	185.80	182.50	186.50	146.90	0.00	0.00	0.00	0.00	0.00	0.00	1086.40
MICHELSON	169.30	168.70	170.20	220.20	198.70	220.30	165.00	178.80	172.50	177.80	184.30	207.00	2232.80
MILLER	166.90	170.70	132.40	156.70	169.80	170.30	151.20	145.80	170.50	145.00	157.80	158.80	1895.90
PANUCCI	171.30	171.50	176.30	164.60	172.20	163.40	165.70	157.70	187.30	168.80	172.90	180.30	2052.00
POORE	0.00	0.00	0.00	39.80	183.50	183.00	169.30	169.00	183.40	166.00	178.00	179.50	1451.50
SHAVERS	173.50	183.00	173.00	179.80	172.50	179.80	165.00	163.50	176.80	205.70	175.70	174.00	2122.30
SHEETS	182.80	177.30	170.80	181.00	167.50	142.50	173.00	173.00	229.80	228.00	175.90	181.90	2183.50
STEWART	174.50	177.50	180.00	169.00	180.50	186.00	174.00	160.00	183.50	169.50	176.00	182.00	2112.50
SULLIVAN	175.00	176.00	176.00	174.00	169.00	180.00	158.00	158.00	133.00	161.00	174.00	182.00	2016.00
TARR	169.30	165.80	166.80	170.80	159.50	185.50	175.00	166.00	172.90	161.90	171.80	175.50	2040.80
WALDEN	175.60	173.90	175.40	168.30	174.00	183.00	171.90	161.90	172.00	168.90	177.50	176.00	2078.40
CIRCUIT TOTAL	4142.10	4095.30	4121.80	4074.00	4313.30	4322.00	3858.80	3874.10	4236.50	3925.20	3959.00	4067.70	48989.80

CIRCUIT	JUL	AUG	SEP	OCT	NOV	DEC	JAN	FEB	MAR	APR	MAY	JUN	TOTAL
15TH CIRCUIT													
BINEGAR	179.30	175.50	155.30	163.60	171.00	164.40	157.00	148.50	174.50	161.70	169.00	153.50	1973.30
DAVIS G	61.00	158.00	175.00	156.50	158.00	179.00	147.00	150.50	173.00	159.60	166.80	174.50	1858.90
FOLIO	171.80	180.60	172.90	166.50	124.50	182.00	157.20	142.50	176.70	162.70	180.80	164.40	1982.60
HAGER E	164.20	175.10	169.60	171.90	174.50	196.50	168.20	163.30	215.90	168.30	168.40	0.00	1935.90
SHOCKLEY	167.70	168.80	170.40	162.50	167.30	169.30	159.50	158.30	179.80	158.60	171.30	177.80	2011.30
SINKKANEN	176.50	170.90	168.80	182.50	179.60	170.50	163.40	167.50	171.40	179.80	169.90	179.90	2080.70
SKEEN	173.30	173.00	177.10	163.80	173.60	181.20	167.10	158.50	182.80	165.60	133.40	184.80	2034.20
ULRICH	176.60	182.70	162.70	173.30	163.30	173.00	161.00	157.50	176.40	241.10	181.10	180.50	2129.20
CIRCUIT TOTAL	1270.40	1384.60	1351.80	1340.60	1311.80	1415.90	1280.40	1246.60	1450.50	1397.40	1340.70	1215.40	16006.10
18TH CIRCUIT													
COLLINS	0.00	0.00	0.00	0.00	0.00	0.00	165.60	161.80	181.10	167.80	161.20	162.10	999.60
GOODRICH	177.10	162.40	155.80	163.70	171.90	181.00	174.70	160.60	166.80	158.40	163.60	181.10	2017.10
NIEHAUS	165.40	165.50	163.00	165.80	176.10	171.80	169.30	164.80	197.50	152.70	152.40	167.40	2011.70
VOORHEES	173.80	169.40	158.00	0.00	0.00	0.00	0.00	0.00	0.00	0.00	0.00	0.00	501.20
CIRCUIT TOTAL	516.30	497.30	476.80	329.50	348.00	352.80	509.60	487.20	545.40	478.90	477.20	510.60	5529.60
23RD CIRCUIT													
ADAMS J	181.50	177.00	135.50	118.50	162.80	165.70	162.00	162.00	169.30	165.80	173.90	161.20	1935.20
BASHAM	99.20	167.70	158.10	158.10	116.80	129.30	146.60	91.90	148.20	143.00	147.00	127.70	1633.60
DAVIS G	172.90	157.20	183.50	177.70	176.00	172.40	39.50	0.00	0.50	0.00	0.00	0.00	1079.70
DEHAVEN	172.20	185.00	174.30	173.10	204.80	198.50	172.80	165.70	199.00	177.50	181.40	180.50	2184.80
DELANEY	166.30	154.20	166.20	182.50	169.50	175.00	166.50	187.00	213.40	147.00	156.00	173.40	2057.00
GREENBAUM	175.00	190.00	186.50	165.00	178.00	195.50	171.60	173.50	198.00	172.10	186.80	183.00	2175.00
KENT JR.	172.00	172.60	171.30	175.50	175.50	179.50	172.00	154.50	179.00	157.00	163.00	157.00	2028.90
LAWSON D	77.00	169.00	168.50	192.30	181.00	185.00	182.00	149.50	157.00	163.00	146.50	171.50	1942.30
PHILLIPS	161.80	174.30	181.30	175.10	172.00	182.00	157.50	160.80	185.50	174.70	183.70	202.70	2111.40
SPEAKER	171.00	175.50	167.30	166.20	176.30	177.50	161.70	150.60	182.60	170.00	167.00	149.30	2015.00
STANLEY	159.50	183.00	204.90	191.80	215.50	214.50	198.00	185.40	203.00	168.00	199.30	195.40	2318.30
WHITEOAK	182.50	175.60	180.80	169.00	174.50	167.50	155.00	151.30	180.00	156.00	164.50	171.90	2028.60
WRYE	0.00	0.00	0.00	0.00	0.00	0.00	80.50	81.10	94.90	76.40	89.00	101.60	523.50
CIRCUIT TOTAL	1890.90	2081.10	2078.20	2044.80	2102.70	2142.40	1965.70	1813.30	2110.40	1870.50	1958.10	1975.20	24033.30

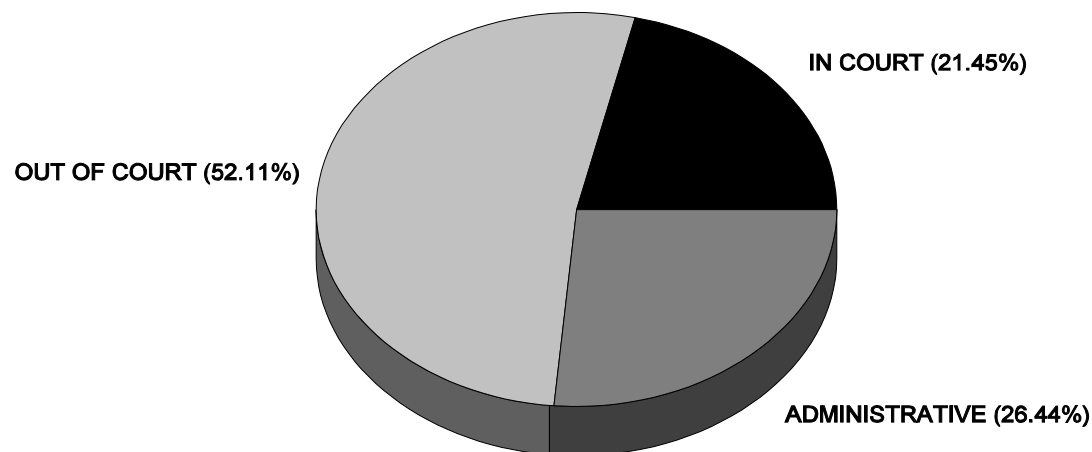
CIRCUIT	JUL	AUG	SEP	OCT	NOV	DEC	JAN	FEB	MAR	APR	MAY	JUN	TOTAL
24TH CIRCUIT													
PREECE	204.00	228.00	185.00	185.30	191.50	196.80	192.50	168.50	210.00	174.30	199.30	230.30	2365.50
QUEEN	177.00	166.60	172.00	166.00	173.50	166.20	177.10	159.00	188.70	166.00	182.00	181.10	2075.20
WILKINSON R	1.20	8.40	6.40	9.10	14.80	8.80	12.10	3.90	8.30	8.40	8.10	11.90	101.40
CIRCUIT TOTAL	382.20	403.00	363.40	360.40	379.80	371.80	381.70	331.40	407.00	348.70	389.40	423.30	4542.10
25TH CIRCUIT													
BLEVINS	119.00	146.60	133.60	157.30	172.50	98.70	3.80	0.00	0.00	0.00	0.00	0.00	831.50
LAVENDER	0.00	0.00	0.00	0.00	0.00	0.00	0.00	0.00	191.90	187.70	189.50	191.60	760.70
LOCKWOOD D	171.70	174.10	192.60	153.60	156.50	164.00	156.50	163.60	163.70	162.00	142.00	174.50	1974.80
MURPHY	185.50	182.60	173.90	171.30	178.00	181.30	172.00	163.80	185.30	175.10	178.50	165.10	2112.40
WHITE	182.30	182.90	189.30	167.20	178.50	193.80	178.50	190.20	189.30	163.70	187.50	200.50	2203.70
WOODS	200.40	204.10	201.00	202.90	177.50	196.20	172.20	173.00	191.30	213.30	256.20	211.00	2399.10
CIRCUIT TOTAL	858.90	890.30	890.40	852.30	863.00	834.00	683.00	690.60	921.50	901.80	953.70	942.70	10282.20
28TH CIRCUIT													
STANTON C	177.00	176.60	177.60	167.50	187.40	178.90	168.60	162.40	183.20	171.60	177.90	180.00	2108.70
WILLIAMS	184.50	174.30	174.70	170.20	177.50	177.10	158.80	161.10	173.50	161.20	168.50	176.40	2057.80
CIRCUIT TOTAL	361.50	350.90	352.30	337.70	364.90	356.00	327.40	323.50	356.70	332.80	346.40	356.40	4166.50
30TH CIRCUIT													
FOLEY	192.60	189.60	188.10	201.80	179.30	189.70	226.30	186.20	92.40	8.10	47.30	38.30	1739.70
JEWELL	0.00	0.80	20.10	8.90	162.30	68.50	176.60	174.10	208.70	107.20	68.20	12.20	1007.60
KNOPP	180.00	161.40	261.60	180.40	173.20	197.40	166.50	164.20	193.40	171.60	160.70	157.40	2167.80
MCCUNE	202.20	164.40	172.50	151.00	138.00	165.20	126.90	136.10	173.40	133.90	162.60	161.60	1887.80
CIRCUIT TOTAL	574.80	516.20	642.30	542.10	652.80	620.80	696.30	660.60	667.90	420.80	438.80	369.50	6802.90
STATE TOTAL	18662.90	18935.20	18913.80	18001.60	18462.90	18740.50	17551.70	17012.70	19487.90	17773.70	18359.40	18560.40	220462.70

**PUBLIC DEFENDER HOURS WORKED
BY ATTORNEY
IN COURT/OUT OF COURT/ADMINISTRATIVE**

PUBLIC DEFENDER HOURS IN COURT/OUT OF COURT/ADMINISTRATIVE FY 2005

In Court	46287.10
Out of Court	114878.80
Administrative	58285.80
TOTAL HOURS	220462.70

PD HOURS FY 2005 IN COURT/OUT OF COURT/ADMINISTRATIVE



**PUBLIC DEFENDER CORPORATIONS
 TIME REPORT FOR PERIOD 07/01/04 TO 06/30/05
 IN COURT/OUT OF COURT AND ADMINISTRATIVE TIME**

CIRCUIT	IN COURT	OUT OF COURT	ADMIN	TOTAL HOURS
1ST CIRCUIT				
BROGAN, JR.	433.70	1458.60	438.00	2330.30
BRUN	75.00	631.60	291.40	998.00
GARDILL	582.10	1137.50	383.40	2103.00
MENDELSON	59.00	121.20	43.00	223.20
MOORE	486.20	1323.70	413.80	2223.70
TWITTY	225.50	1367.70	555.30	2148.50
WELLING	330.40	1417.60	409.90	2157.90
WOOD	563.00	1146.80	674.60	2384.40
YOHO	263.40	1237.50	490.40	1991.30
CIRCUIT TOTAL	3018.30	9842.20	3699.80	16560.30
2ND CIRCUIT				
ANDERSON J	244.20	1407.40	382.70	2034.30
GAINER	150.40	1388.90	468.20	2007.50
HART	196.30	1304.80	406.90	1908.00
ZEHNDER	60.70	952.20	920.10	1933.00
CIRCUIT TOTAL	651.60	5053.30	2177.90	7882.80
5TH CIRCUIT				
BALDWIN	257.80	517.90	236.60	1012.30
BOSTIC	502.60	1031.90	510.60	2045.10
BOYLES	45.50	100.80	17.50	163.80
DAVIS G	85.80	361.50	129.60	576.90
MONK	481.20	1049.70	626.00	2156.90
SETTLE	329.30	936.80	327.40	1593.50
SHAVER	185.50	679.40	422.00	1286.90
STARCHER	8.00	2.20	16.00	26.20
CIRCUIT TOTAL	1895.70	4680.20	2285.70	8861.60

CIRCUIT	IN COURT	OUT OF COURT	ADMIN	TOTAL HOURS
6TH CIRCUIT				
ADAMS J	404.70	688.80	73.60	1167.10
BRYSON	510.30	997.60	279.50	1787.40
BURTON	184.00	341.60	36.10	561.70
CAMPBELL K	514.70	936.90	405.90	1857.50
FRALEY	519.70	1101.90	1.10	1622.70
HENDERSON	727.10	1456.40	292.00	2475.50
JORDAN	540.30	912.60	760.50	2213.40
LAWSON K	68.90	53.70	129.20	251.80
LOCKWOOD A	473.60	1102.30	337.70	1913.60
MCCOY	7.00	3.00	0.00	10.00
WEED	615.20	1198.90	263.50	2077.60
WILKINSON R	140.70	1328.50	663.30	2132.50
CIRCUIT TOTAL	4706.20	10122.20	3242.40	18070.80
7TH CIRCUIT				
ADKINS	223.50	634.80	106.60	964.90
MERCERUIO	284.60	866.20	579.40	1730.20
SMITH	186.00	255.60	438.50	880.10
SPRADLING	607.70	839.90	333.70	1781.30
CIRCUIT TOTAL	1301.80	2596.50	1458.20	5356.50
8TH CIRCUIT				
ANDERSON F	208.90	1047.10	383.20	1639.20
BLAIR	533.90	783.90	292.60	1610.40
LINKOUS	453.70	671.80	388.50	1514.00
CIRCUIT TOTAL	1196.50	2502.80	1064.30	4763.60

CIRCUIT	IN COURT	OUT OF COURT	ADMIN	TOTAL HOURS
9TH CIRCUIT				
ASH	497.50	900.30	339.40	1737.20
BURKS	246.60	694.70	835.40	1776.70
FRENCH	426.50	959.80	427.30	1813.60
HAGER E	32.10	130.90	19.30	182.30
HUSN	537.20	469.00	595.90	1602.10
KEECH	366.00	771.50	730.60	1868.10
KROPAC	484.30	896.90	315.60	1696.80
MAIER	116.50	396.40	210.80	723.70
CIRCUIT TOTAL	2706.70	5219.50	3474.30	11400.50
10TH CIRCUIT				
BAILEY	77.30	173.90	126.20	377.40
FRASHER	501.80	1134.40	576.80	2213.00
GRIFFITH	609.90	825.50	406.60	1842.00
HEBB	276.30	956.50	116.00	1348.80
NOGGY	412.70	1327.40	559.30	2299.40
RASHEED	736.20	1176.60	348.50	2261.30
SHUCK	1081.00	601.50	410.50	2093.00
TURNER	935.00	802.00	352.00	2089.00
CIRCUIT TOTAL	4630.20	6997.80	2895.90	14523.90
11TH CIRCUIT				
DANIELL	376.90	1243.60	446.30	2066.80
HEBB	108.40	483.70	89.00	681.10
LORENSEN	336.00	1249.70	912.50	2498.20
MCMILLION	28.70	586.10	21.00	635.80
PARAGAMIAN	478.50	1394.30	307.30	2180.10
CIRCUIT TOTAL	1328.50	4957.40	1776.10	8062.00
12TH CIRCUIT				
FRALEY N	81.60	219.50	53.90	355.00
MCNEER	119.70	301.00	52.50	473.20
REES	517.80	975.10	294.50	1787.40
STANTON E	561.00	1278.60	173.00	2012.60
CIRCUIT TOTAL	1280.10	2774.20	573.90	4628.20

CIRCUIT	IN COURT	OUT OF COURT	ADMIN	TOTAL HOURS
13TH CIRCUIT				
ANDERSON J	461.60	976.00	640.00	2077.60
AYERS	9.50	1470.10	1066.60	2546.20
BROWN B	317.00	1277.50	486.00	2080.50
CAMPBELL W	42.20	1618.40	418.50	2079.10
CARLTON	696.80	811.80	544.60	2053.20
CASTELLE	41.10	1099.70	1116.40	2257.20
CATLETT R	12.10	1764.60	393.40	2170.10
CHISOLM	480.80	1287.90	476.30	2245.00
COGAR MURRAY	186.80	835.30	963.70	1985.80
CRAIG	11.00	1392.60	375.60	1779.20
CUNNINGHAM	1001.10	940.70	429.00	2370.80
DICKINSON	528.50	1157.50	412.00	2098.00
JACKSON	381.50	1038.80	554.70	1975.00
KENNEY	148.30	535.40	402.70	1086.40
MICHELSON	323.00	1614.00	295.80	2232.80
MILLER	399.80	622.10	874.00	1895.90
PANUCCI	68.50	292.90	1690.60	2052.00
POORE	477.50	320.30	653.70	1451.50
SHAVERS	287.50	1479.80	355.00	2122.30
SHEETS	403.00	1364.50	416.00	2183.50
STEWART	955.00	274.00	883.50	2112.50
SULLIVAN	443.00	1345.00	228.00	2016.00
TARR	331.30	1060.00	649.50	2040.80
WALDEN	899.30	768.60	410.50	2078.40
CIRCUIT TOTAL	8906.20	25347.50	14736.10	48989.80

CIRCUIT	IN COURT	OUT OF COURT	ADMIN	TOTAL HOURS
15TH CIRCUIT				
BINEGAR	442.10	1020.70	510.50	1973.30
DAVIS G	693.10	800.80	365.00	1858.90
FOLIO	285.00	1526.00	171.60	1982.60
HAGER E	449.60	1139.60	346.70	1935.90
SHOCKLEY	238.80	1170.30	602.20	2011.30
SINKKANEN	355.70	1244.20	480.80	2080.70
SKEEN	314.60	1296.80	422.80	2034.20
ULRICH	416.10	1075.40	637.70	2129.20
CIRCUIT TOTAL	3195.00	9273.80	3537.30	16006.10
18TH CIRCUIT				
COLLINS	101.30	598.20	300.10	999.60
GOODRICH	368.50	759.50	889.10	2017.10
NIEHAUS	352.20	862.30	797.20	2011.70
VOORHIS	46.50	223.00	231.70	501.20
CIRCUIT TOTAL	868.50	2443.00	2218.10	5529.60
23RD CIRCUIT				
ADAMS J	64.50	261.60	1609.10	1935.20
BASHAM	436.00	807.50	390.10	1633.60
DAVIS G	155.70	707.00	217.00	1079.70
DEHAVEN	791.10	782.20	611.50	2184.80
DELANEY	508.60	1033.40	515.00	2057.00
GREENBAUM	444.50	1180.00	550.50	2175.00
KENT JR.	601.10	1185.80	242.00	2028.90
LAWSON D	370.90	777.00	794.40	1942.30
PHILLIPS	328.30	1022.60	760.50	2111.40
SPEAKER	519.00	344.40	1151.60	2015.00
STANLEY	578.80	1198.30	541.20	2318.30
WHITEOAK	506.00	1112.90	409.70	2028.60
WRYE	193.60	278.00	51.90	523.50
CIRCUIT TOTAL	5498.10	10690.70	7844.50	24033.30

CIRCUIT	IN COURT	OUT OF COURT	ADMIN	TOTAL HOURS
24TH CIRCUIT				
PREECE	911.30	1096.50	357.70	2365.50
QUEEN	927.00	607.00	541.20	2075.20
WILKINSON R	3.00	12.60	85.80	101.40
CIRCUIT	1841.30	1716.10	984.70	4542.10
25TH CIRCUIT				
BLEVINS	201.10	362.10	268.30	831.50
LAVENDER	190.20	405.20	165.20	760.60
LOCKWOOD	621.20	736.50	617.20	1974.90
MURPHY	426.00	756.70	929.70	2112.40
WHITE R	344.00	461.80	1397.90	2203.70
WOODS	360.10	1917.30	121.70	2399.10
CIRCUIT	2142.60	4639.60	3500.00	10282.20
28TH CIRCUIT				
STANTON C	555.90	757.20	795.60	2108.70
WILLIAMS	799.50	838.30	420.00	2057.80
CIRCUIT	1355.40	1595.50	1215.60	4166.50
30TH CIRCUIT				
FOLEY	268.40	1066.00	405.30	1739.70
JEWELL	187.30	631.20	189.10	1007.60
KNOPP	132.70	1606.30	428.80	2167.80
MCCUNE	187.00	1123.00	577.80	1887.80
CIRCUIT	775.40	4426.50	1601.00	6802.90
STATE TOTAL	47298.10	114878.80	58285.80	220462.70

**PUBLIC DEFENDER CORPORATIONS
CASES AND CHARGES REPRESENTED,
OPENED, AND CLOSED
BY CASE TYPE**

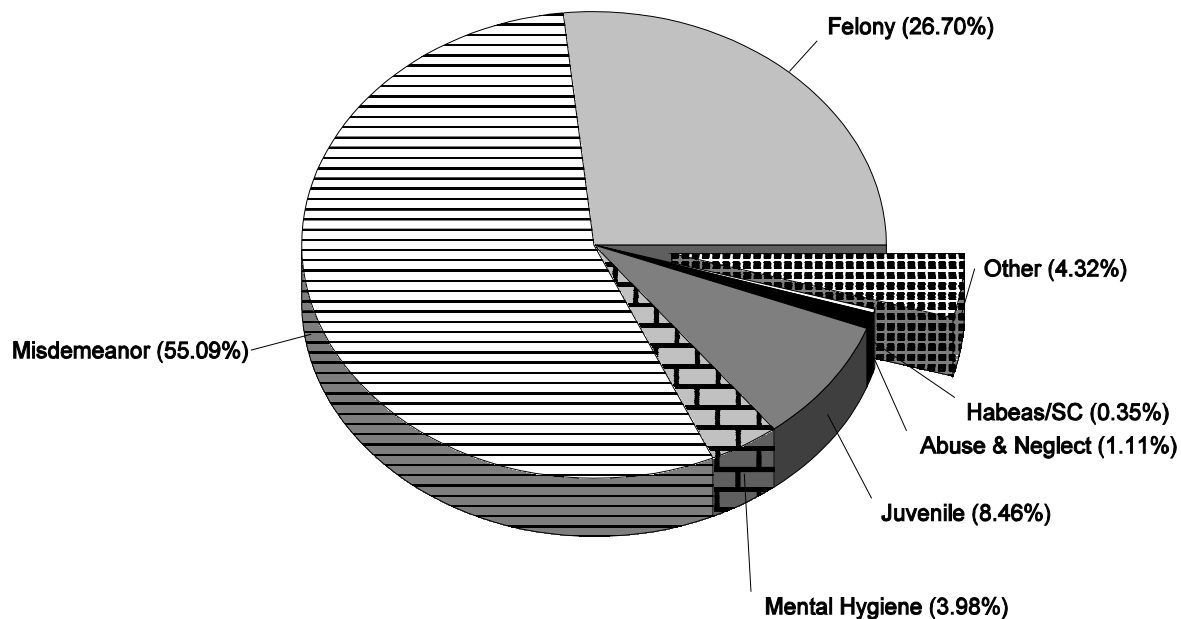
Public Defender Corporations Caseload for FY 2005 (CASES REPRESENTED)

Felony	8791
Misdemeanor	18141
Mental Hygiene	1309
Juvenile	2785
Abuse & Neglect	364
Habeas/SC	116
Other	1423

Parole/Probation Revoc.,
Extradition and Contempt

Total Caseload **32929**

PUBLIC DEFENDER CASELOAD FY 2005 by Case Type



**PUBLIC DEFENDER CORPORATIONS
 CASES REPRESENTED FY 2005
 INCLUDES CARRYOVER AND NEW OPENED CASES**

CIRCUIT/COUNTY	FELONY	MISDEMEAN	MENTAL HYGIENE	JUVENILE	PAROLE PROBAT. REVOCAT.	TERMIN./ ABUSE	HABEAS SC	OTHER	TOTAL
1ST CIRCUIT	451	1556	3	170	114	32	10	90	2426
2ND CIRCUIT	193	407	0	134	29	19	5	23	810
5TH CIRCUIT	218	485	98	44	4	31	0	8	888
6TH CIRCUIT	1461	2682	0	346	74	26	1	10	4600
7TH CIRCUIT	493	478	182	57	19	50	15	12	1306
8TH CIRCUIT	371	655	24	97	0	35	1	30	1213
9TH CIRCUIT	484	1652	90	87	92	38	10	75	2528
10TH CIRCUIT	683	1337	293	196	69	19	2	0	2599
11TH CIRCUIT	214	354	101	82	32	20	9	54	866
12TH CIRCUIT	183	373	25	13	1	10	1	44	650
13TH CIRCUIT	1544	3652	0	401	75	0	33	133	5838
15TH CIRCUIT	366	734	57	282	54	27	5	37	1562
18TH CIRCUIT	152	155	40	52	17	13	1	16	446
23RD CIRCUIT	1116	1593	104	478	72	0	19	54	3436
24TH CIRCUIT	187	436	0	140	0	0	0	13	776
25TH CIRCUIT	230	778	131	57	62	16	3	36	1313
28TH CIRCUIT	128	294	37	47	1	26	1	13	547
30TH CIRCUIT	317	520	124	102	8	2	0	52	1125
TOTALS	8791	18141	1309	2785	723	364	116	700	32929

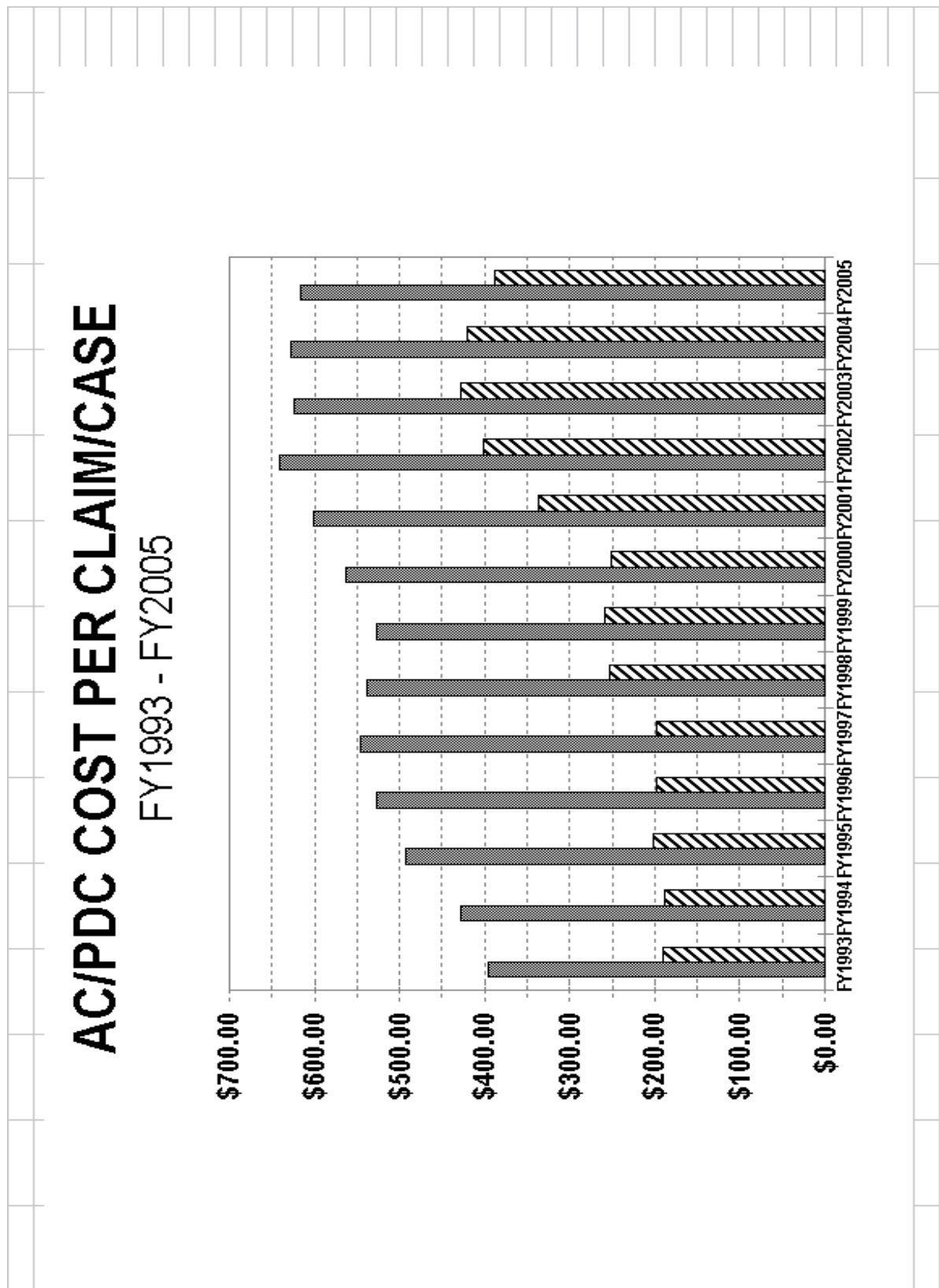
**PUBLIC DEFENDER CORPORATIONS
 NEW CASES OPENED BY CASE TYPE FOR FY 2005**

CIRCUIT	FELONY	MISDEMEAN	MENTAL HYGIENE	JUVENILE	PAROLE PROBAT. REVOCAT	TERMIN/ ABUSE	HABEAS/ SC	OTHER	TOTAL CASES
1ST CIRCUIT	386	1441	3	133	105	25	10	78	2181
2ND CIRCUIT	184	406	0	121	28	17	5	23	784
5TH CIRCUIT	195	448	98	43	4	24	0	7	819
6TH CIRCUIT	1246	2457	0	162	64	20	0	10	3959
7TH CIRCUIT	380	408	181	51	18	47	14	12	1111
8TH CIRCUIT	254	569	23	85	0	23	1	28	983
9TH CIRCUIT	445	1605	89	73	87	33	7	75	2414
10TH CIRCUIT	564	1222	293	175	60	10	2	0	2326
11TH CIRCUIT	198	334	94	58	27	19	5	49	784
12TH CIRCUIT	162	352	25	12	1	10	1	44	607
13TH CIRCUIT	1096	3030	0	283	65	0	19	121	4614
15TH CIRCUIT	302	704	55	221	48	23	5	35	1393
18TH CIRCUIT	121	136	40	35	12	11	1	14	370
23RD CIRCUIT	998	1424	98	417	67	0	16	50	3070
24TH CIRCUIT	152	401	0	112	0	0	0	13	678
25TH CIRCUIT	180	688	130	43	54	12	2	34	1143
28TH CIRCUIT	113	277	36	39	1	21	0	13	500
30TH CIRCUIT	273	474	86	70	7	2	0	27	939
TOTAL	7249	16376	1251	2133	648	297	88	633	28675

**PUBLIC DEFENDER CORPORATIONS
 NEW CASES CLOSED BY CASE TYPE FOR FY 2005**

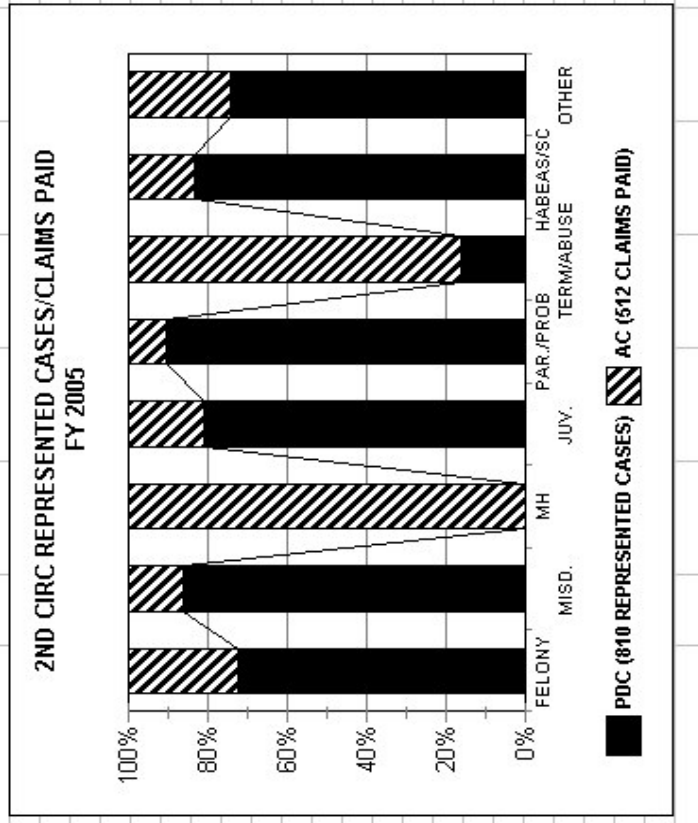
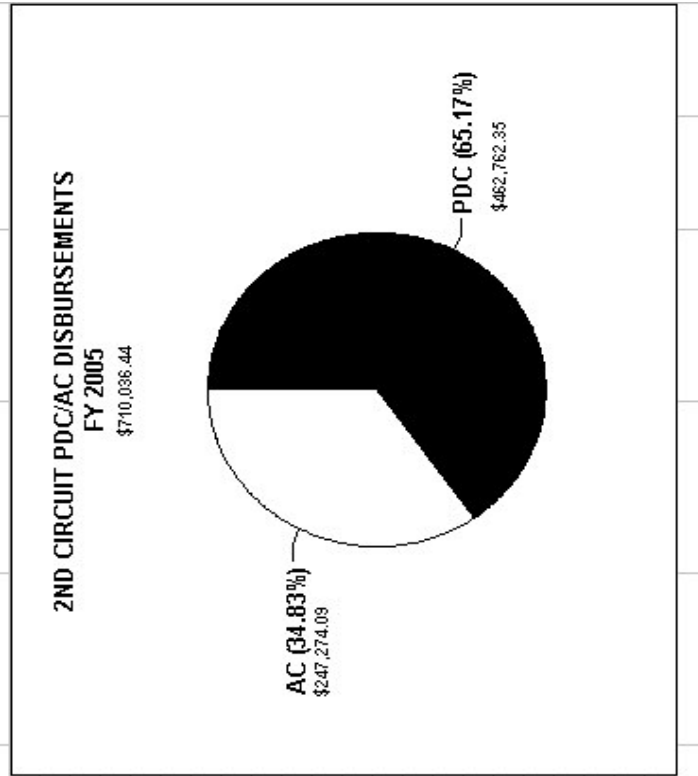
CIRCUIT	FELONY	MISDEMEAN	MENTAL			PAROLE		HABEAS/ SC	OTHER	TOTAL CASES
			HYGIENE	JUVENILE	PROBAT. REVOCAT	TERMIN/ ABUSE				
1ST CIRCUIT	321	1299	67	149	85	14	8	68	2011	
2ND CIRCUIT	149	411	0	121	28	15	1	25	750	
5TH CIRCUIT	165	403	97	44	3	14	1	8	735	
6TH CIRCUIT	1082	2411	1	155	50	10	1	4	3714	
7TH CIRCUIT	201	255	174	23	6	8	8	5	680	
8TH CIRCUIT	154	443	23	47	0	16	1	24	708	
9TH CIRCUIT	500	1507	93	67	79	28	6	72	2352	
10TH CIRCUIT	474	1205	273	156	64	19	0	0	2191	
11TH CIRCUIT	198	352	97	46	13	15	3	37	761	
12TH CIRCUIT	185	377	26	13	1	12	6	51	671	
13TH CIRCUIT	1602	3482	0	313	46	0	72	105	5620	
15TH CIRCUIT	275	674	49	206	32	12	2	31	1281	
18TH CIRCUIT	74	96	38	17	6	4	1	10	246	
23RD CIRCUIT	948	1325	93	337	52	0	10	50	2815	
24TH CIRCUIT	134	348	0	87	0	0	0	4	573	
25TH CIRCUIT	167	670	136	62	44	17	2	38	1136	
28TH CIRCUIT	107	278	33	26	0	12	1	13	470	
30TH CIRCUIT	255	442	55	127	5	11	1	18	914	
TOTAL	6991	15978	1255	1996	514	207	124	563	27628	

**APPENDIX C:
APPOINTED COUNSEL/PUBLIC DEFENDER
COMPARISONS
AVERAGE COSTS BY JUDICIAL CIRCUIT**



2ND CIRCUIT (MARSHALL, TYLER, & WETZEL COUNTIES)						
PDC CASES REPRESENTED COMPARED TO AC CLAIMS PAID FY 2005						
CASE TYPES	PDC	AC	TOTAL	%PDC	%AC	
FELONY	193	73	266	72.56%	27.44%	
MISD.	407	65	472	86.23%	13.77%	
MH	0	233	233	0.00%	100.00%	
JUV.	134	31	165	81.21%	18.79%	
PAR./PROB	29	3	32	90.63%	9.38%	
TERM/ABUSE	19	98	117	16.24%	83.76%	
HABEAS/SC	5	1	6	83.33%	16.67%	
OTHER	23	8	31	74.19%	25.81%	
TOTAL	810	512	1322	61.27%	38.73%	

DISBURSEMENTS	AC DISBURSEMENTS	TOTAL	%PDC	%AC
\$462,762.35	\$247,274.09	\$710,036.44	65.17%	34.83%
AVG PDC COST PER CASE	AVG AC COST PER CASE			
\$571.31	\$482.96			



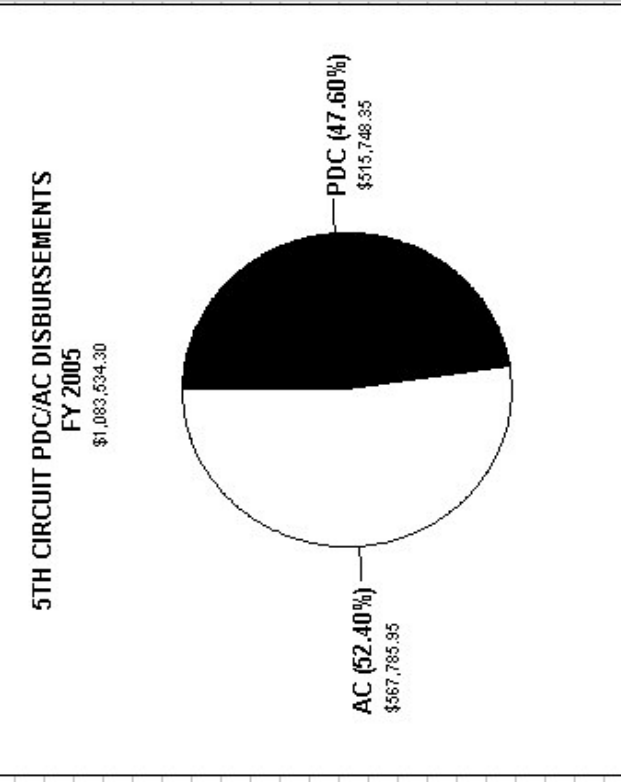
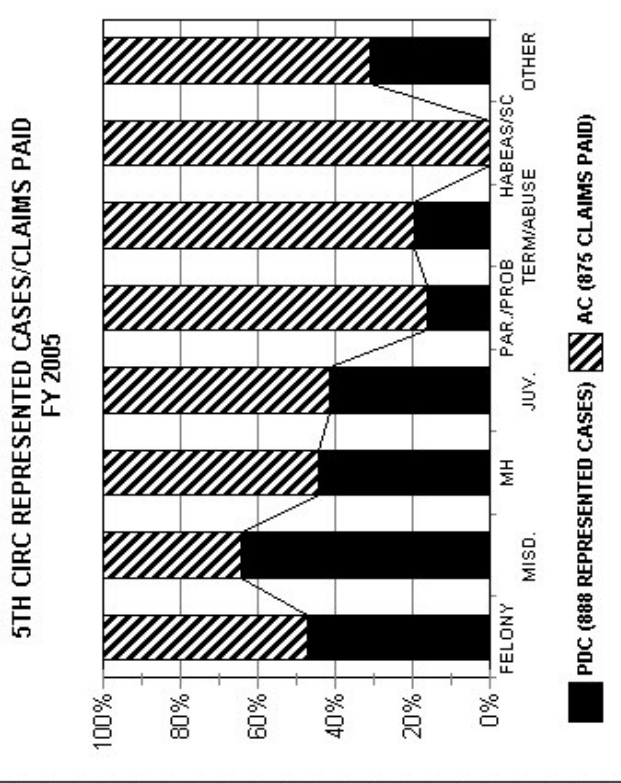
5TH CIRCUIT (CALHOUN, JACKSON, MASON & ROANE COUNTIES)

PDC CASES REPRESENTED COMPARED TO AC CLAIMS PAID FY 2005

*A Circuit Court order prohibits PDC work in Mason County. All indigent work is performed by Appointed Counsel.

CASE TYPES	PDC		AC		TOTAL		%PDC		%AC	
	DISBURSEMENTS	%AC	DISBURSEMENTS	%AC	DISBURSEMENTS	%AC	DISBURSEMENTS	%AC	DISBURSEMENTS	%AC
FELONY	218	244	462	52.81%	462	47.19%	52.81%	47.19%	462	52.81%
MISD.	485	270	755	64.24%	755	64.24%	35.76%	64.24%	755	35.76%
MH	98	124	222	44.14%	222	44.14%	55.86%	44.14%	222	55.86%
JUV.	44	63	107	41.12%	107	41.12%	58.88%	41.12%	107	58.88%
PAR./PROB	4	21	25	16.00%	25	16.00%	84.00%	16.00%	25	84.00%
TERM/ABUSE	31	128	159	19.50%	159	19.50%	80.50%	19.50%	159	80.50%
HABEAS/SC	0	7	7	0.00%	7	0.00%	100.00%	0.00%	7	100.00%
OTHER	8	18	26	30.77%	26	30.77%	69.23%	30.77%	26	69.23%
TOTAL	888	875	1763	50.37%	1763	50.37%	49.63%	50.37%	1763	49.63%

PDC		AC	
DISBURSEMENTS	%AC	DISBURSEMENTS	%AC
\$515,748.35	52.40%	\$567,785.95	47.60%
AVG PDC COST PER CASE	\$580.80	AVG AC COST PER CASE	\$648.90



6TH CIRCUIT and 24TH (CABELL & WAYNE COUNTIES)

PDC CASES REPRESENTED COMPARED TO AC CLAIMS PAID FY 2005

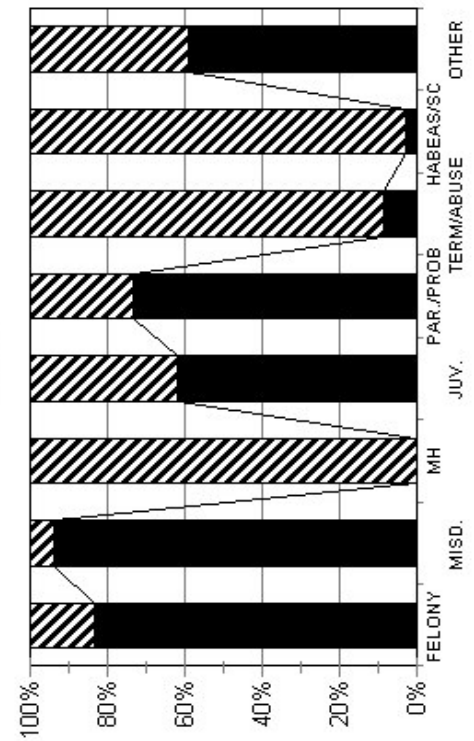
*The 6th/24th Circuits operate under one Public Defender Corporation. AC figures include both Cabell and Wayne Counties.

CASE TYPES	PDC		AC		TOTAL		%PDC		%AC	
	DISBURSEMENTS	PER CASE	DISBURSEMENTS	PER CASE	DISBURSEMENTS	PER CASE	DISBURSEMENTS	PER CASE	DISBURSEMENTS	PER CASE
FELONY	1648		334		1982		83.15%		16.85%	
MISD.	3118		205		3323		93.83%		6.17%	
MH	0		1106		1106		0.00%		100.00%	
JUV.	486		302		788		61.68%		38.32%	
PAR./PROB	74		27		101		73.27%		26.73%	
TERM/ABUSE	26		283		309		8.41%		91.59%	
HABEAS/SC	1		34		35		2.86%		97.14%	
OTHER	23		16		39		58.97%		41.03%	
TOTAL	5376		2307		7683		69.97%		30.03%	

PDC		AC	
DISBURSEMENTS	PER CASE	DISBURSEMENTS	PER CASE
\$1,121,789.36	\$208.67	\$913,095.98	\$395.79
\$1,121,789.36		\$2,034,885.34	

6TH/24TH CIR REPRESENTED CASES/CLAIMS

FY 2005

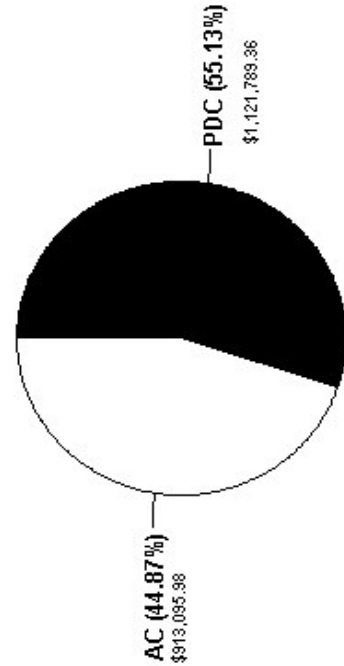


PDC (5376 REPRESENTED CASES)
 AC (2307 CLAIMS PAID)

6TH/24TH CIRCUITS PDC/AC DISBURSEMENTS

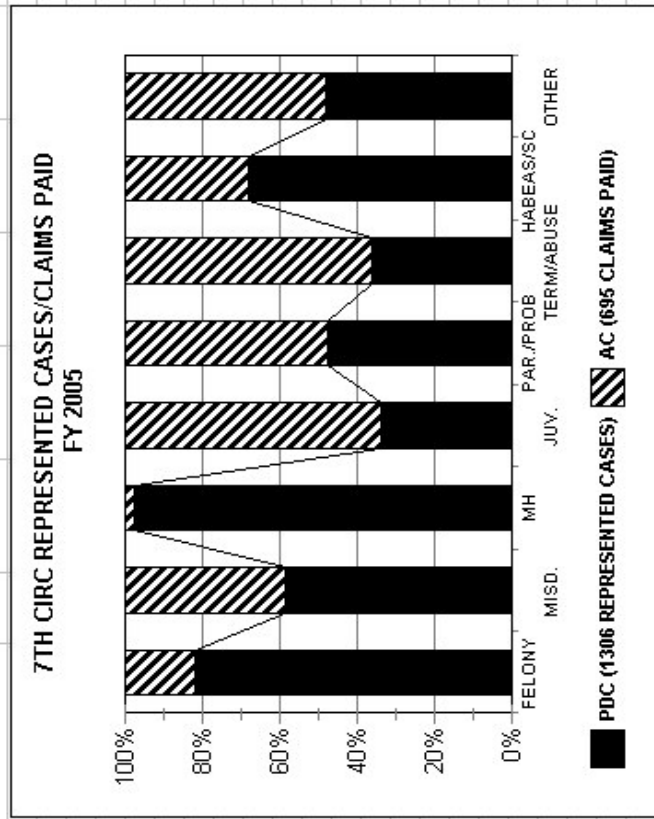
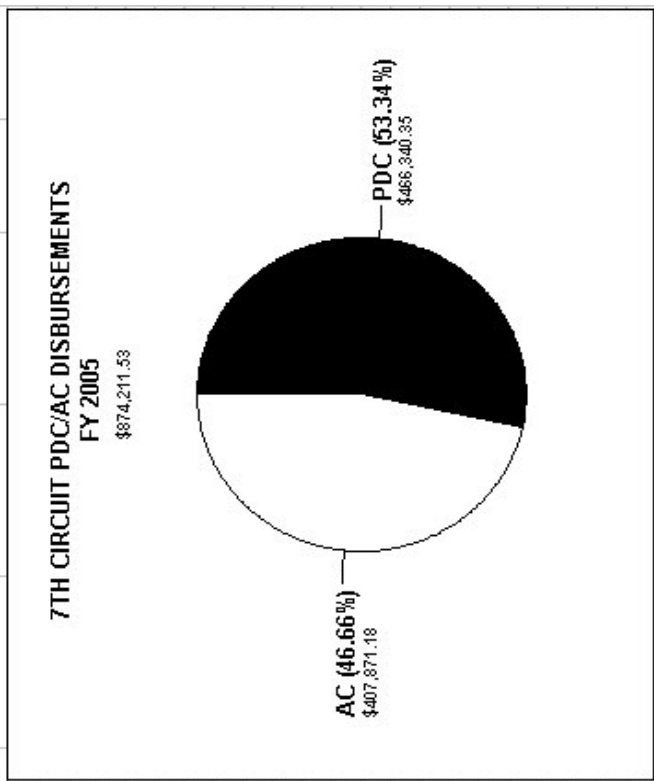
FY 2005

\$2,034,885.34



7TH CIRCUIT (LOGAN COUNTY)						
PDC CASES REPRESENTED COMPARED TO AC CLAIMS PAID FY 2005						
CASE TYPES	PDC	AC	TOTAL	%PDC	%AC	
FELONY	493	108	601	82.03%	17.97%	
MISD.	478	340	818	58.44%	41.56%	
MH	182	4	186	97.85%	2.15%	
JUV.	57	113	170	33.53%	66.47%	
PAR./PROB	19	21	40	47.50%	52.50%	
TERM/ABUSE	50	89	139	35.97%	64.03%	
HABEAS/SC	15	7	22	68.18%	31.82%	
OTHER	12	13	25	48.00%	52.00%	
TOTAL	1306	695	2001	65.27%	34.73%	

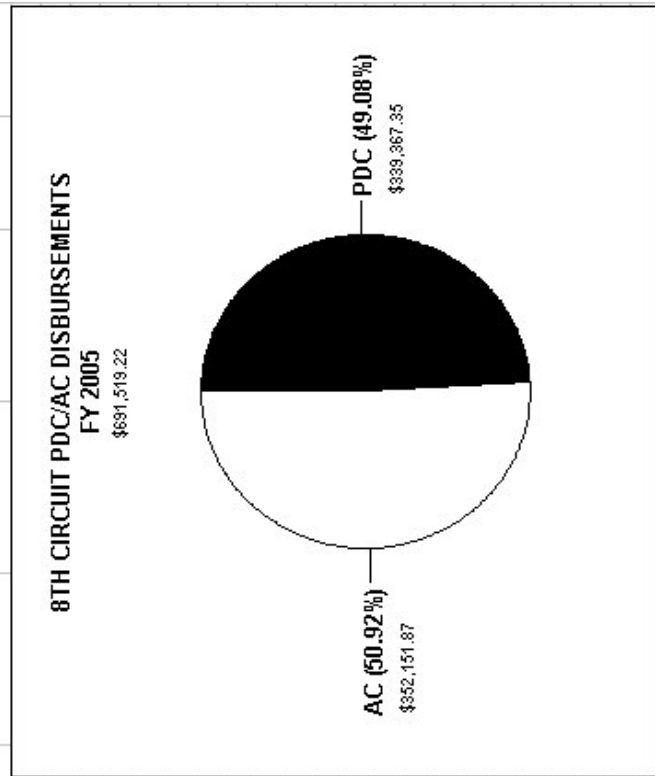
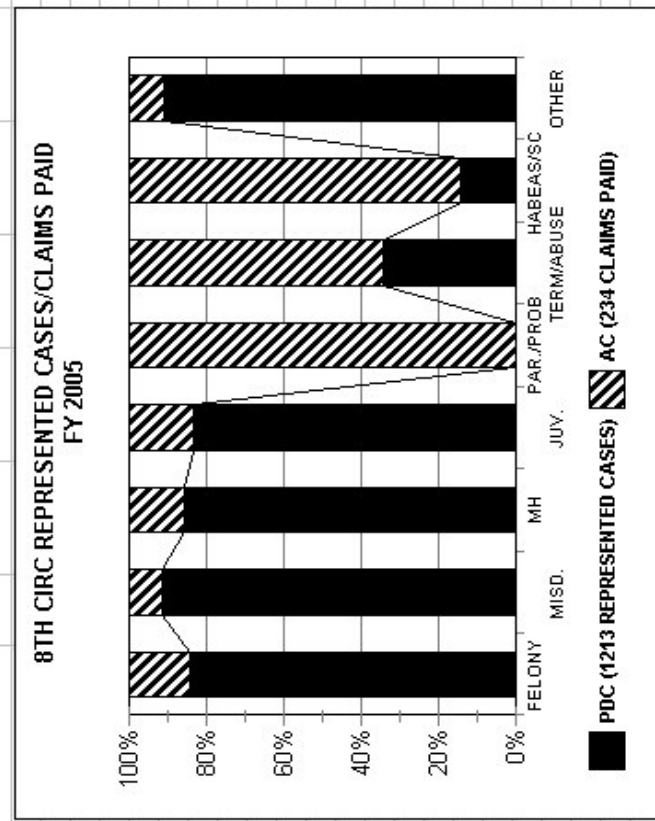
PDC		AC		TOTAL		%AC	
DISBURSEMENTS	\$	DISBURSEMENTS	\$		\$		%
	\$466,340.35		\$407,871.18		\$874,211.53		46.66%
AVG PDC COST PER CASE	\$357.08	AVG AC COST PER CASE	\$586.87				



8TH CIRCUIT (MCDOWELL COUNTY)						
PDC CASES REPRESENTED COMPARED TO AC CLAIMS PAID FY 2005						
CASE TYPES	PDC	AC	TOTAL	%PDC	%AC	
FELONY	371	70	441	84.13%	15.87%	
MISD.	655	63	718	91.23%	8.77%	
MH	24	4	28	85.71%	14.29%	
JUV.	97	19	116	83.62%	16.38%	
PAR./PROB	0	2	2	0.00%	100.00%	
TERM/ABUSE	35	67	102	34.31%	65.69%	
HABEAS/SC	1	6	7	14.29%	85.71%	
OTHER	30	3	33	90.91%	9.09%	
TOTAL	1213	234	1447	83.83%	16.17%	

PDC		AC	
DISBURSEMENTS	\$	DISBURSEMENTS	\$
\$339,367.35		\$352,151.87	
AVG PDC COST PER CASE	\$279.78	AVG AC COST PER CASE	\$1,504.92

PDC		AC	
DISBURSEMENTS	%PDC	DISBURSEMENTS	%AC
\$339,367.35	49.08%	\$691,519.22	50.92%

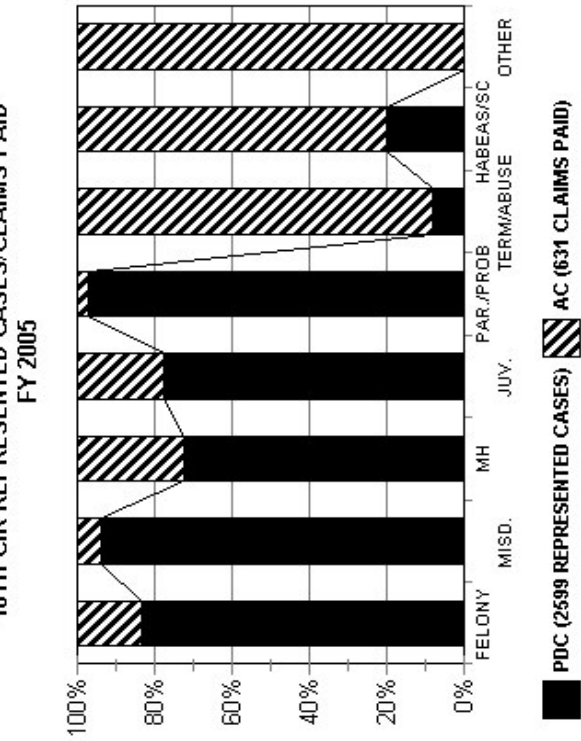


10TH CIRCUIT (RALEIGH COUNTY)

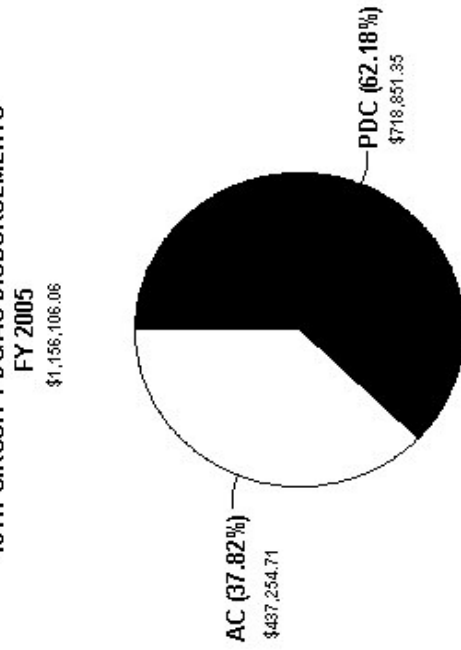
PDC CASES REPRESENTED COMPARED TO AC CLAIMS PAID FY 2005					
CASE TYPES	PDC	AC	TOTAL	%PDC	%AC
FELONY	683	138	821	83.19%	16.81%
MISD.	1337	90	1427	93.69%	6.31%
MH	293	111	404	72.52%	27.48%
JUV.	196	56	252	77.78%	22.22%
PAR./PROB	69	2	71	97.18%	2.82%
TERM/ABUSE	19	224	243	7.82%	92.18%
HABEAS/SC	2	8	10	20.00%	80.00%
OTHER	0	2	2	0.00%	100.00%
TOTAL	2599	631	3230	80.46%	19.54%

PDC DISBURSEMENTS				AC DISBURSEMENTS			
DISBURSEMENTS	DISBURSEMENTS	TOTAL	%PDC	DISBURSEMENTS	DISBURSEMENTS	TOTAL	%AC
\$718,851.35	\$437,254.71	\$1,156,106.06	62.18%	\$437,254.71	\$718,851.35	\$1,156,106.06	37.82%
AVG PDC COST PER CASE	AVG AC COST PER CASE			AVG PDC COST PER CASE	AVG AC COST PER CASE		
\$276.59	\$692.96			\$276.59	\$692.96		

10TH CIR REPRESENTED CASES/CLAIMS PAID



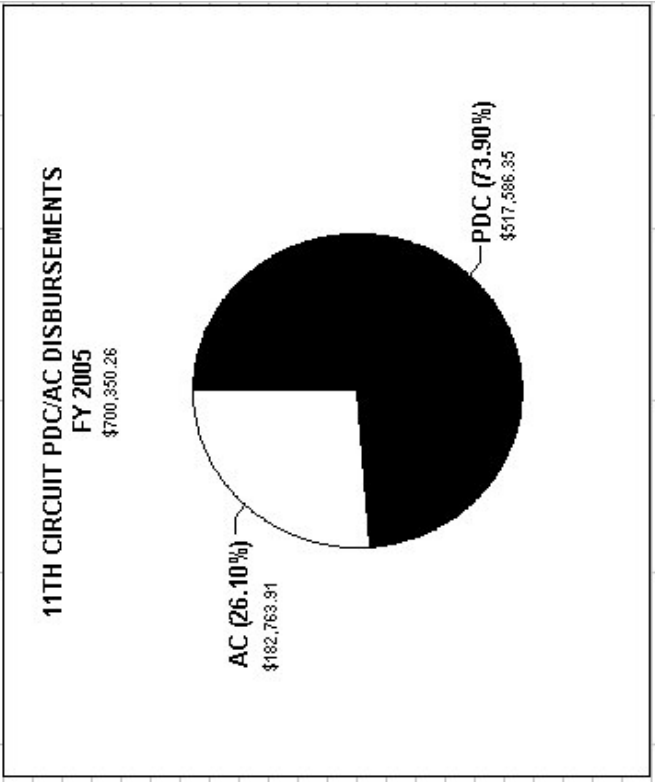
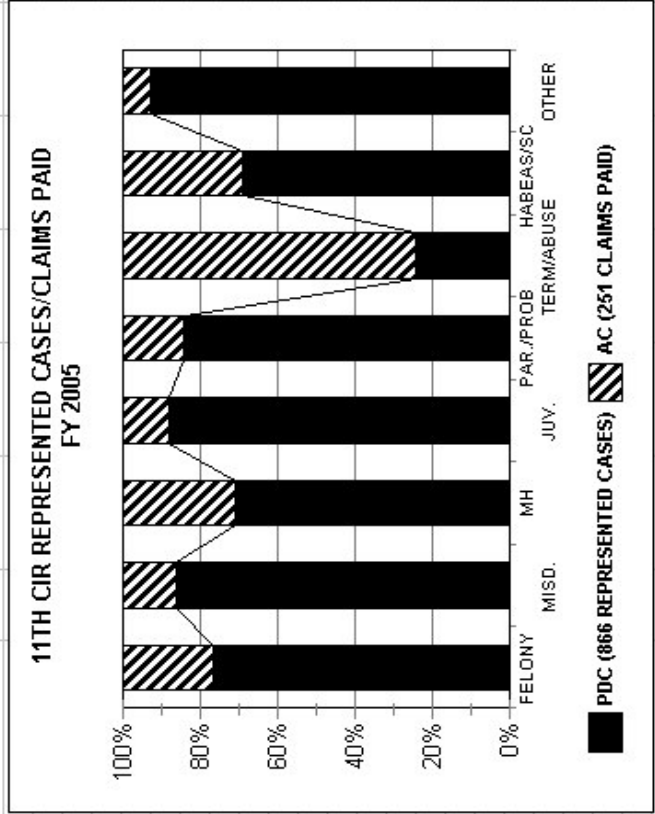
10TH CIRCUIT PDC/AC DISBURSEMENTS



11TH CIRCUIT (GREENBRIER & POCAHONTAS COUNTIES)						
PDC CASES REPRESENTED COMPARED TO AC CLAIMS PAID FY 2005						
CASE TYPES	PDC	AC	TOTAL	%PDC	%AC	
FELONY	214	65	279	76.70%	23.30%	
MISD.	354	57	411	86.13%	13.87%	
MH	101	41	142	71.13%	28.87%	
JUV.	82	11	93	88.17%	11.83%	
PAR./PROB	32	6	38	84.21%	15.79%	
TERM/ABUSE	20	63	83	24.10%	75.90%	
HABEAS/SC	9	4	13	69.23%	30.77%	
OTHER	54	4	58	93.10%	6.90%	
TOTAL	866	251	1117	77.53%	22.47%	

PDC		AC	
DISBURSEMENTS	\$	DISBURSEMENTS	\$
\$517,586.35		\$182,763.91	
AVG PDC COST PER CASE	\$597.67	AVG AC COST PER CASE	\$728.14

PDC		AC	
DISBURSEMENTS	%PDC	DISBURSEMENTS	%AC
\$517,586.35	73.90%	\$182,763.91	26.10%

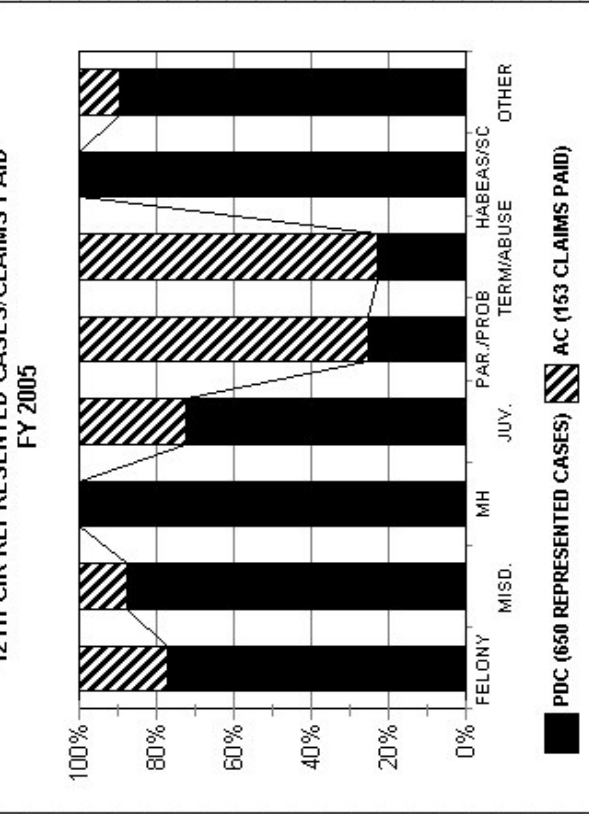


12TH CIRCUIT (FAYETTE COUNTY)

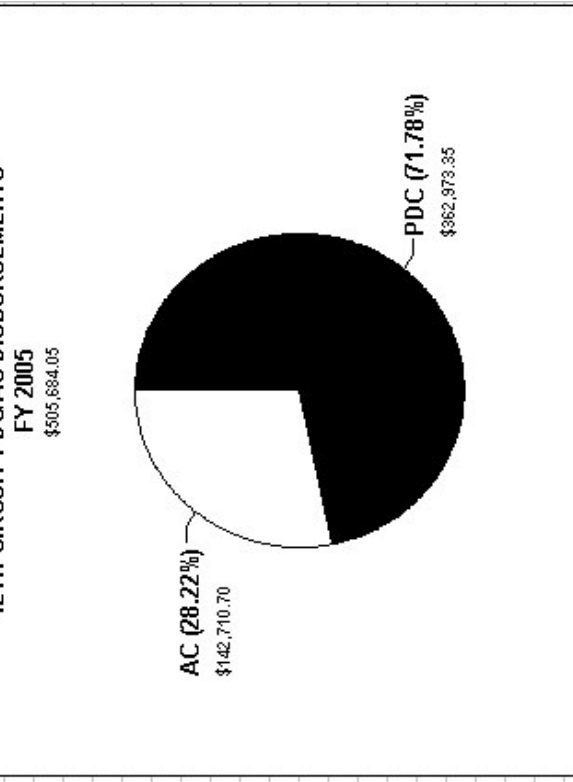
PDC CASES REPRESENTED COMPARED TO AC CLAIMS PAID FY 2005					
CASE TYPES	PDC	AC	TOTAL	%PDC	%AC
FELONY	183	54	237	77.22%	22.78%
MISD.	373	52	425	87.76%	12.24%
MH	25	0	25	100.00%	0.00%
JUV.	13	5	18	72.22%	27.78%
PAR./PROB	1	3	4	25.00%	75.00%
TERM/ABUSE	10	34	44	22.73%	77.27%
HABEAS/SC	1	0	1	100.00%	0.00%
OTHER	44	5	49	89.80%	10.20%
TOTAL	650	153	803	80.95%	19.05%

PDC DISBURSEMENTS COMPARED TO AC DISBURSEMENTS			
PDC DISBURSEMENTS	AC DISBURSEMENTS	TOTAL	%AC
\$362,973.35	\$142,710.70	\$505,684.05	71.78%
AVG PDC COST PER CASE	AVG AC COST PER CASE		
\$558.42	\$932.75		

12TH CIR REPRESENTED CASES/CLAIMS PAID



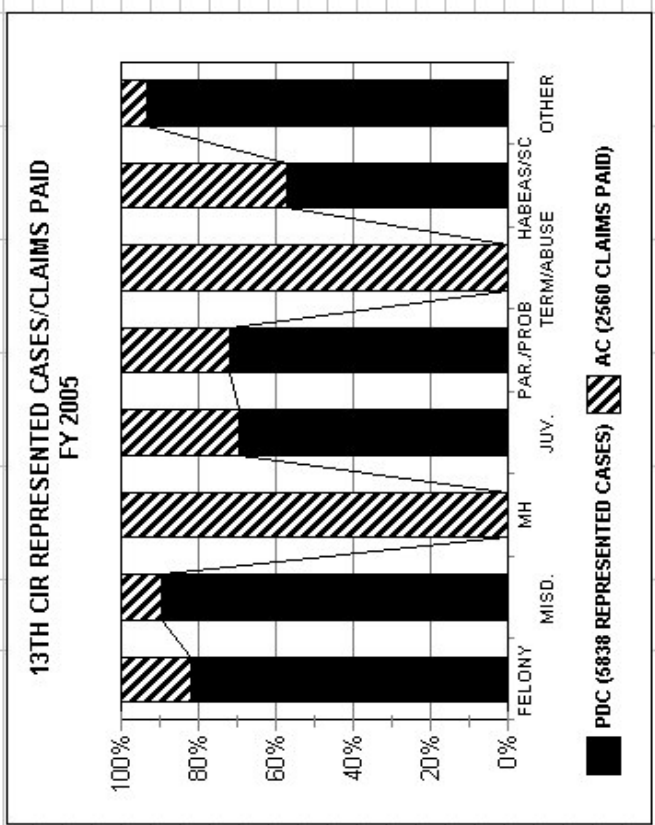
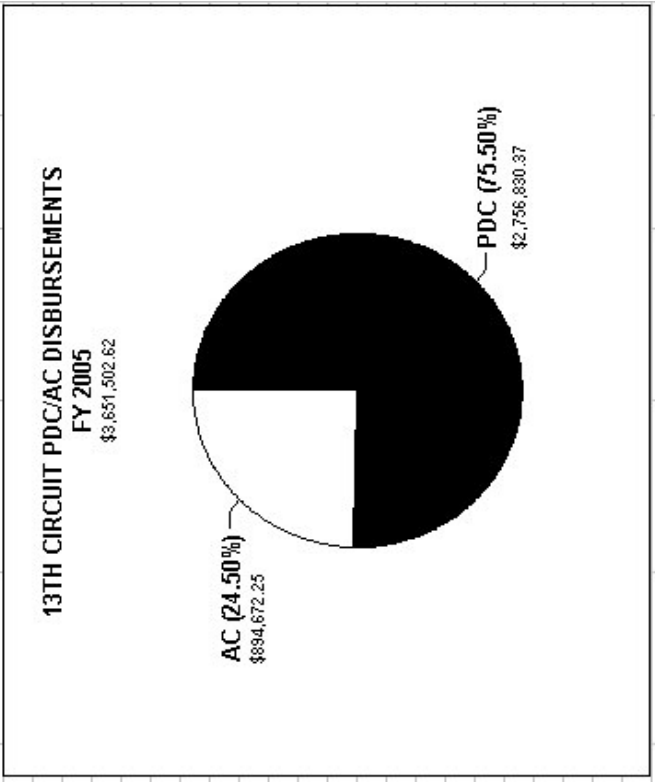
12TH CIRCUIT PDC/AC DISBURSEMENTS



13TH CIRCUIT (KANAWHA COUNTY)						
PDC CASES REPRESENTED COMPARED TO AC CLAIMS PAID FY 2005						
CASE TYPES	PDC	AC	TOTAL	%PDC	%AC	
FELONY	1544	342	1886	81.87%	18.13%	
MISD.	3652	421	4073	89.66%	10.34%	
MH	0	1323	1323	0.00%	100.00%	
JUV.	401	174	575	69.74%	30.26%	
PAR./PROB	75	29	104	72.12%	27.88%	
TERM/ABUSE	0	237	237	0.00%	100.00%	
HABEAS/SC	33	25	58	56.90%	43.10%	
OTHER	133	9	142	93.66%	6.34%	
TOTAL	5838	2560	8398	69.52%	30.48%	

PDC		AC	
DISBURSEMENTS	\$	DISBURSEMENTS	\$
	\$2,756,830.37		\$894,672.25
Avg PDC Cost	PER CASE	Avg AC Cost	PER CASE
	\$472.22		\$349.48

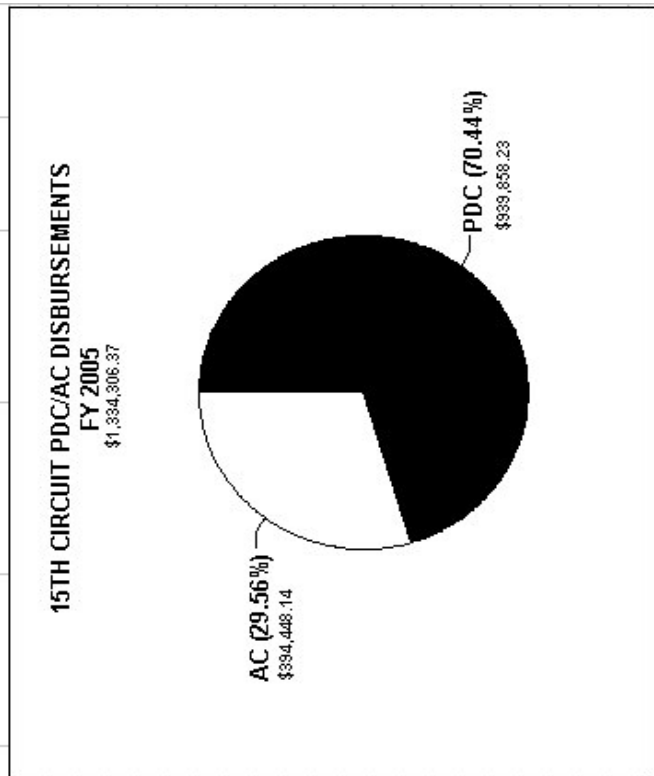
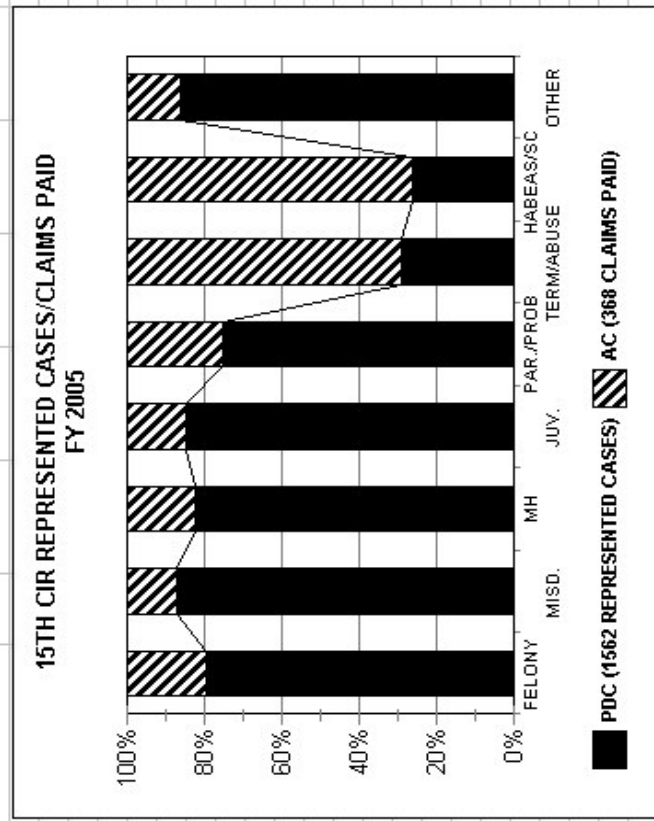
PDC		AC	
DISBURSEMENTS	%PDC	DISBURSEMENTS	%AC
\$2,756,830.37	75.50%	\$894,672.25	24.50%



15TH CIRCUIT (HARRISON COUNTY)						
PDC CASES REPRESENTED COMPARED TO AC CLAIMS PAID FY 2005						
CASE TYPES	PDC	AC	TOTAL	%PDC	%AC	
FELONY	366	94	460	79.57%	20.43%	
MISD.	734	107	841	87.28%	12.72%	
MH	57	12	69	82.61%	17.39%	
JUV.	282	51	333	84.68%	15.32%	
PAR./PROB	54	18	72	75.00%	25.00%	
TERM/ABUSE	27	66	93	29.03%	70.97%	
HABEAS/SC	5	14	19	26.32%	73.68%	
OTHER	37	6	43	86.05%	13.95%	
TOTAL	1562	368	1930	80.93%	19.07%	

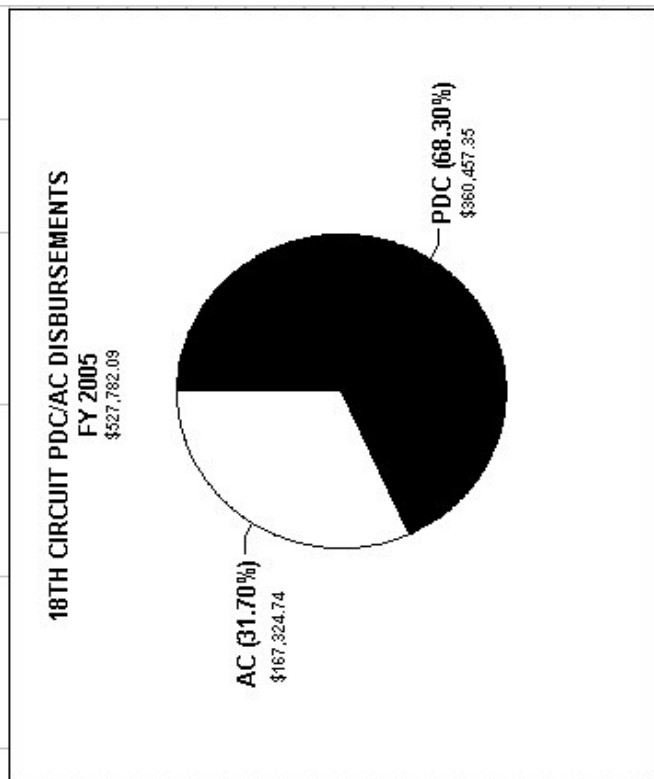
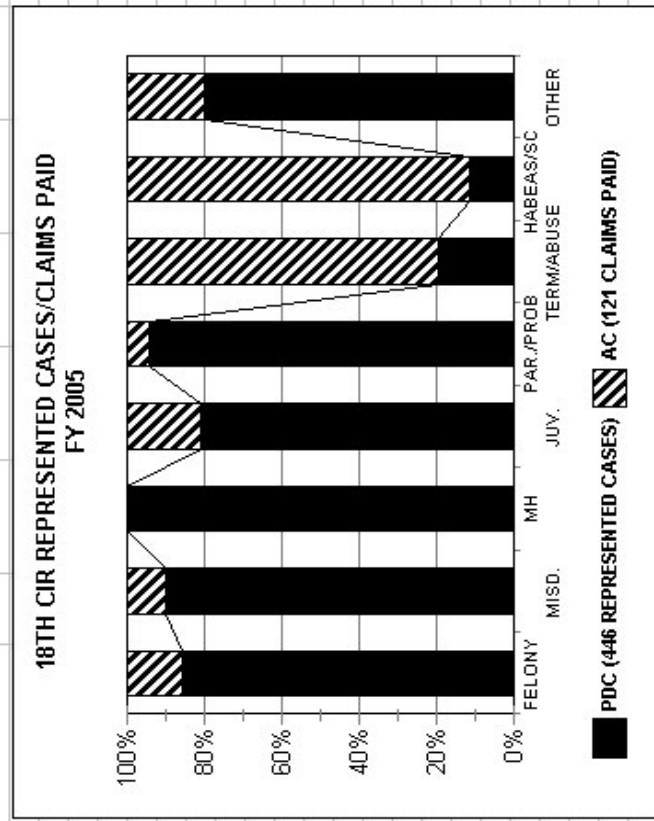
PDC		AC	
DISBURSEMENTS	\$	DISBURSEMENTS	\$
\$939,858.23		\$394,448.14	
AVG PDC COST PER CASE	\$601.70	AVG AC COST PER CASE	\$1,071.87

PDC		AC	
DISBURSEMENTS	%PDC	DISBURSEMENTS	%AC
\$939,858.23	70.44%	\$394,448.14	29.56%



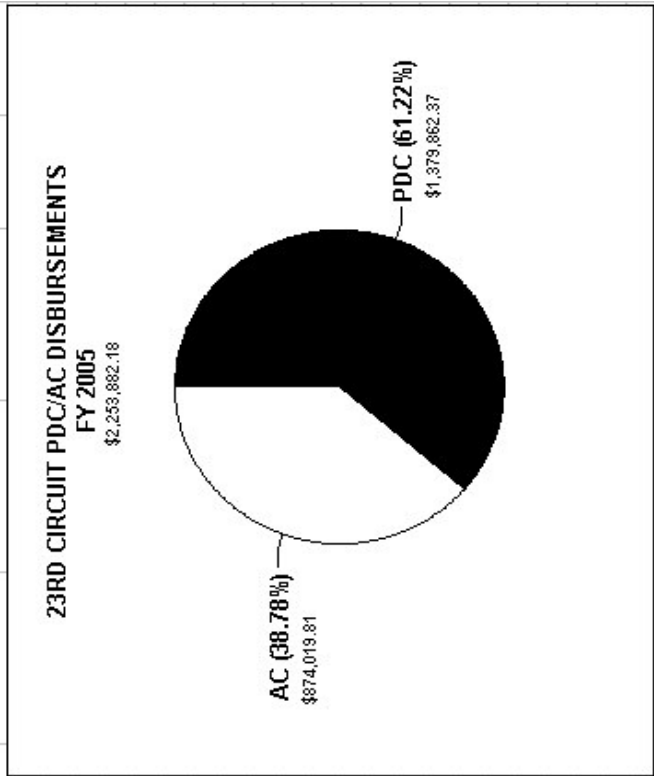
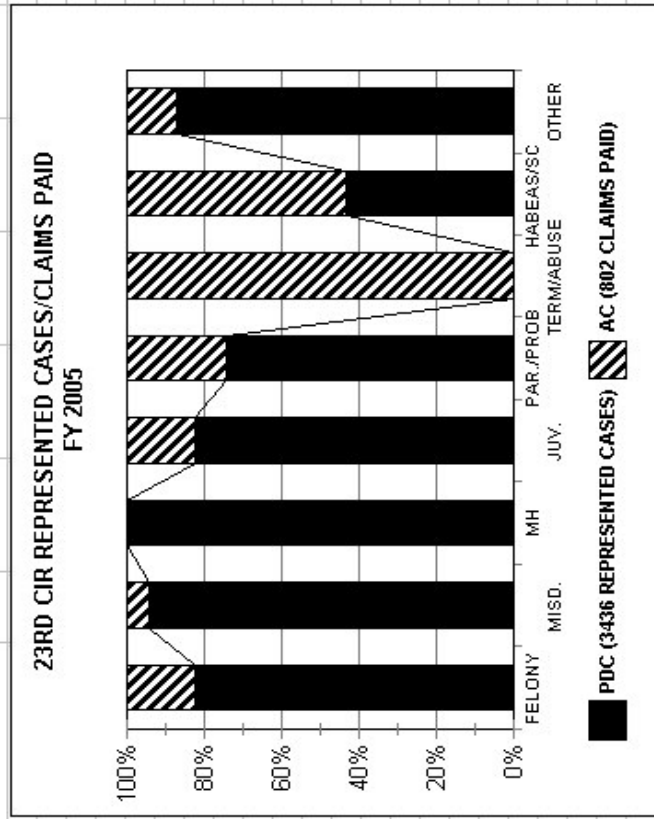
18TH CIRCUIT (PRESTON COUNTY)						
PDC CASES REPRESENTED COMPARED TO AC CLAIMS PAID FY 2005						
CASE TYPES	PDC	AC	TOTAL	%PDC	%AC	
FELONY	152	25	177	85.88%	14.12%	
MISD.	155	17	172	90.12%	9.88%	
MH	40	0	40	100.00%	0.00%	
JUV.	52	12	64	81.25%	18.75%	
PAR./PROB	17	1	18	94.44%	5.56%	
TERM/ABUSE	13	54	67	19.40%	80.60%	
HABEAS/SC	1	8	9	11.11%	88.89%	
OTHER	16	4	20	80.00%	20.00%	
TOTAL	446	121	567	78.66%	21.34%	

PDC DISBURSEMENTS	AC DISBURSEMENTS	TOTAL	%PDC	%AC
\$360,457.35	\$167,324.74	\$527,782.09	68.30%	31.70%
AVG PDC COST PER CASE	AVG AC COST PER CASE			
\$808.20	\$1,382.85			



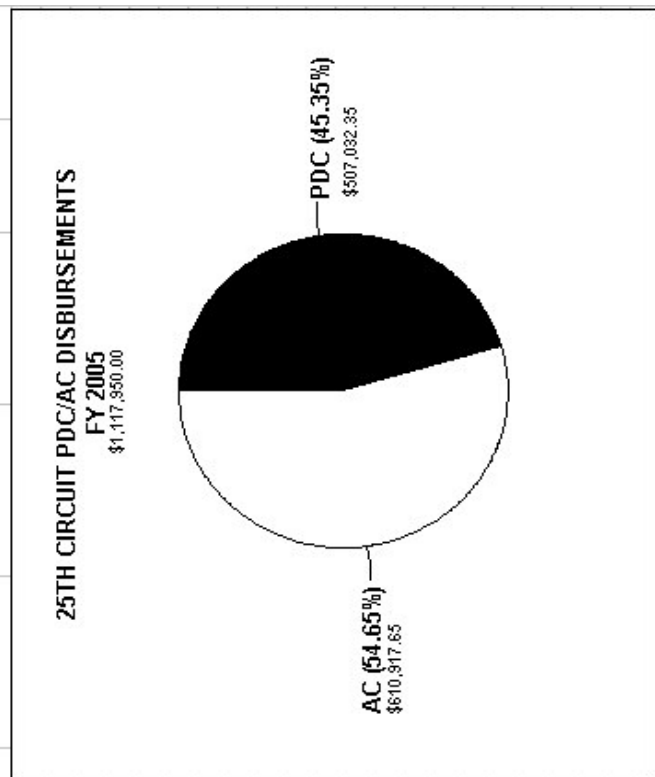
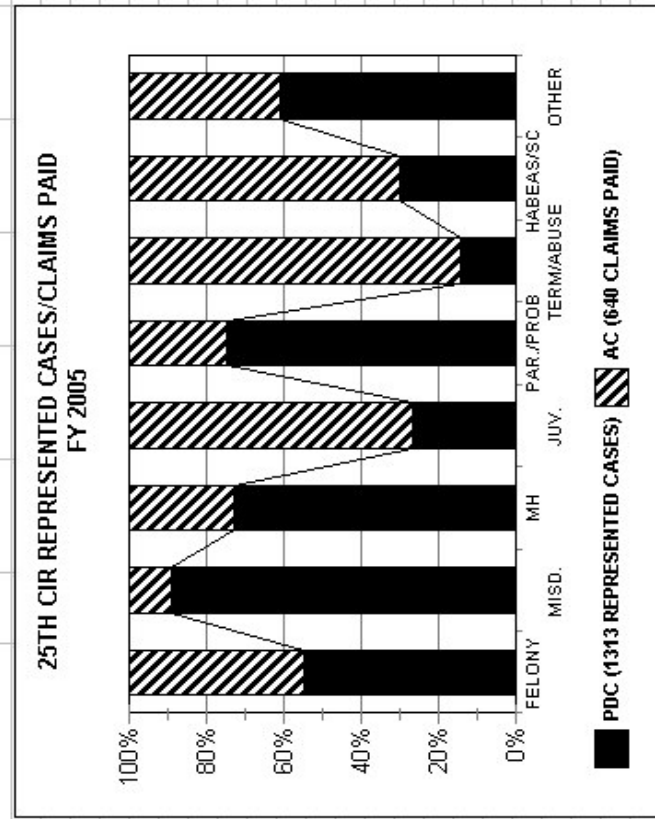
23RD CIRCUIT (BERKELEY, JEFFERSON & MORGAN COUNTIES) PDC CASES REPRESENTED COMPARED TO AC CLAIMS PAID FY 2005						
CASE TYPES	PDC	AC	TOTAL	%PDC	%AC	
FELONY	1116	236	1352	82.54%	17.46%	
MISD.	1593	96	1689	94.32%	5.68%	
MH	104	0	104	100.00%	0.00%	
JUV.	478	101	579	82.56%	17.44%	
PAR./PROB	72	25	97	74.23%	25.77%	
TERM/ABUSE	0	311	311	0.00%	100.00%	
HABEAS/SC	19	25	44	43.18%	56.82%	
OTHER	54	8	62	87.10%	12.90%	
TOTAL	3436	802	4238	81.08%	18.92%	

23RD CIRCUIT PDC/AC DISBURSEMENTS FY 2005			
PDC DISBURSEMENTS	AC DISBURSEMENTS	TOTAL	%AC
\$1,379,862.37	\$874,019.81	\$2,253,882.18	61.22%
AVG PDC COST PER CASE	AVG AC COST PER CASE		
\$401.59	\$1,089.80		



25TH CIRCUIT (BOONE & LINCOLN COUNTIES)						
PDC CASES REPRESENTED COMPARED TO AC CLAIMS PAID FY 2005						
CASE TYPES	PDC	AC	TOTAL	%PDC	%AC	
FELONY	230	190	420	54.76%	45.24%	
MISD.	778	96	874	89.02%	10.98%	
MH	131	49	180	72.78%	27.22%	
JUV.	57	158	215	26.51%	73.49%	
PAR./PROB	62	21	83	74.70%	25.30%	
TERM/ABUSE	16	96	112	14.29%	85.71%	
HABEAS/SC	3	7	10	30.00%	70.00%	
OTHER	36	23	59	61.02%	38.98%	
TOTAL	1313	640	1953	67.23%	32.77%	

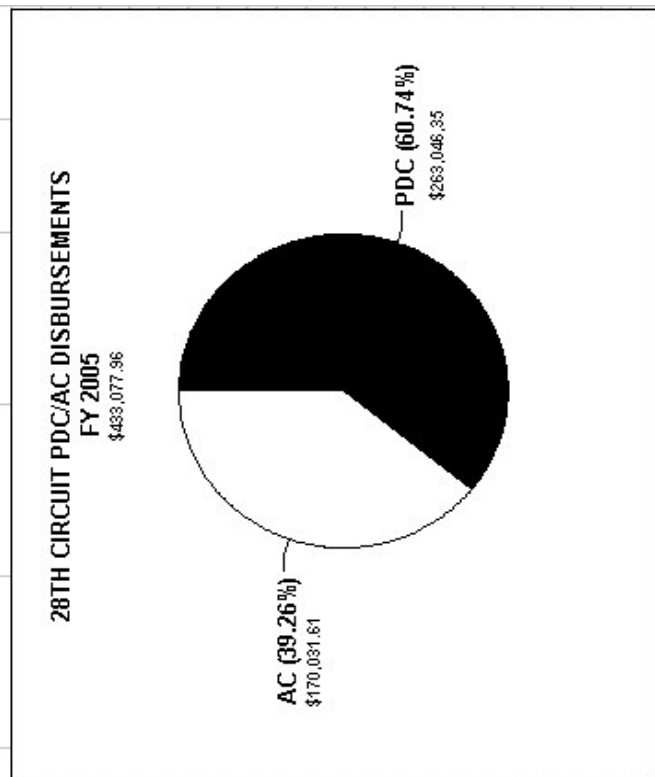
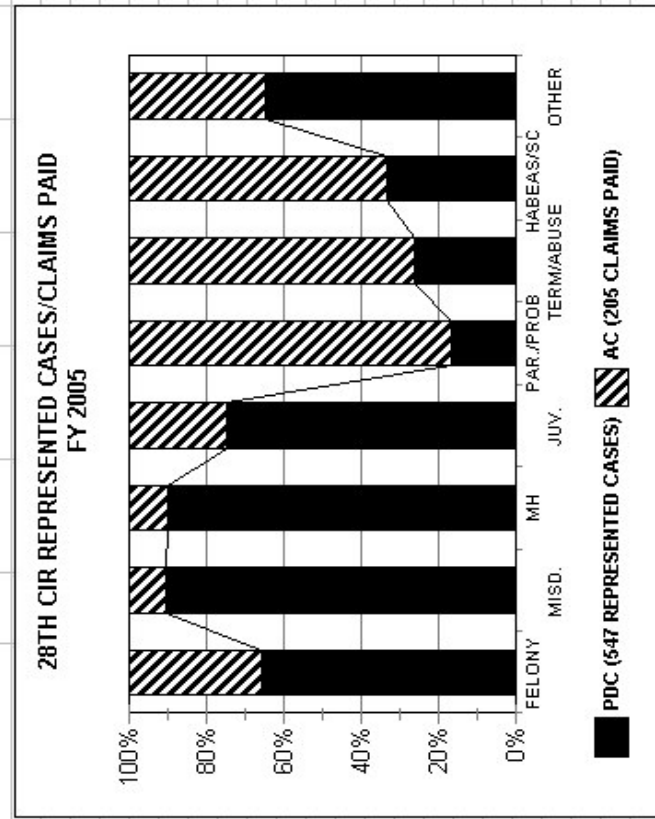
PDC DISBURSEMENTS	AC DISBURSEMENTS	TOTAL	%PDC	%AC
\$507,032.35	\$610,917.65	\$1,117,950.00	45.35%	54.65%
AVG PDC COST PER CASE	AVG AC COST PER CASE			
\$386.16	\$954.56			



28TH CIRCUIT (NICHOLAS COUNTY)					
PDC CASES REPRESENTED COMPARED TO AC CLAIMS PAID FY 2005					
CASE TYPES	PDC	AC	TOTAL	%PDC	%AC
FELONY	128	67	195	65.64%	34.36%
MISD.	294	31	325	90.46%	9.54%
MH	37	4	41	90.24%	9.76%
JUV.	47	16	63	74.60%	25.40%
PAR./PROB	1	5	6	16.67%	83.33%
TERM/ABUSE	26	73	99	26.26%	73.74%
HABEAS/SC	1	2	3	33.33%	66.67%
OTHER	13	7	20	65.00%	35.00%
TOTAL	547	205	752	72.74%	27.26%

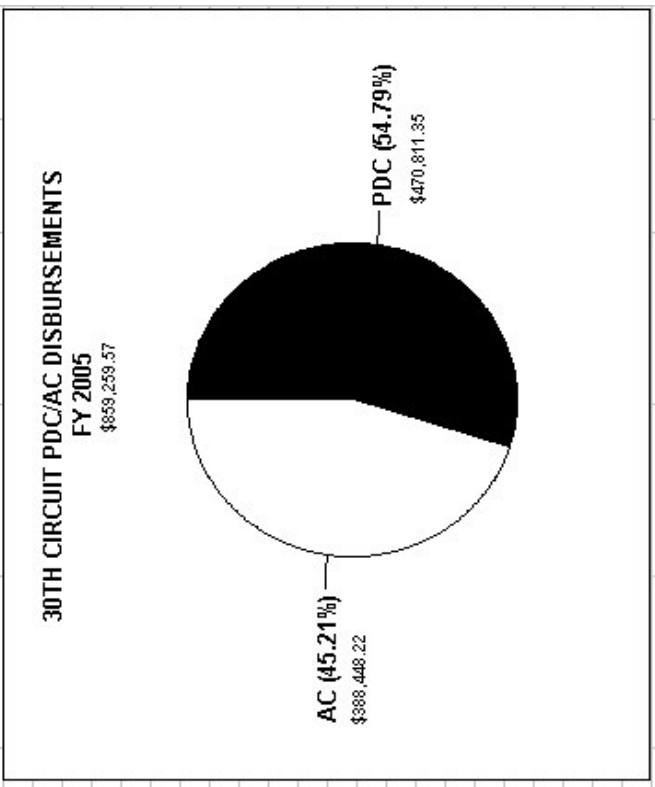
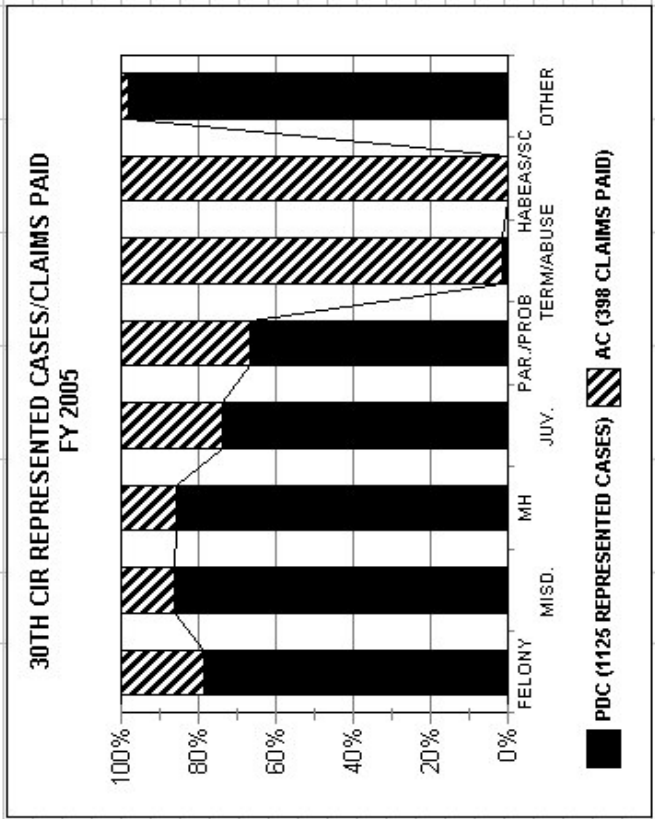
PDC		AC	
DISBURSEMENTS	\$	DISBURSEMENTS	\$
\$263,046.35		\$170,031.61	
AVG PDC COST PER CASE	\$480.89	AVG AC COST PER CASE	\$829.42

PDC DISBURSEMENTS	%PDC	AC DISBURSEMENTS	%AC
\$263,046.35	60.74%	\$170,031.61	39.26%



30TH CIRCUIT (MINGO COUNTY)						
PDC CASES REPRESENTED COMPARED TO AC CLAIMS PAID FY 2005						
CASE TYPES	PDC	AC	TOTAL	%PDC	%AC	
FELONY	317	86	403	78.66%	21.34%	
MISD.	520	83	603	86.24%	13.76%	
MH	124	21	145	85.52%	14.48%	
JUV.	102	36	138	73.91%	26.09%	
PAR./PROB	8	4	12	66.67%	33.33%	
TERM/ABUSE	2	143	145	1.38%	98.62%	
HABEAS/SC	0	24	24	0.00%	100.00%	
OTHER	52	1	53	98.11%	1.89%	
TOTAL	1125	398	1523	73.87%	26.13%	

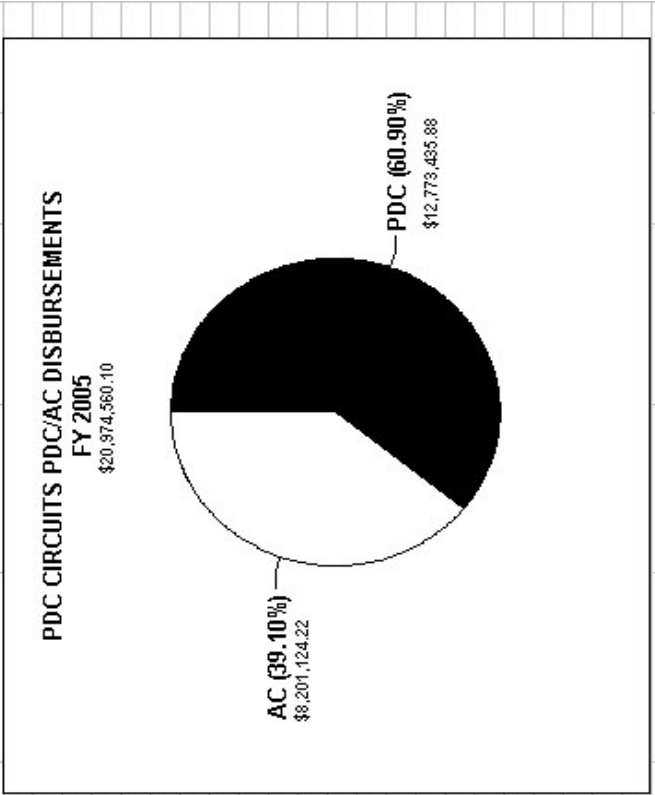
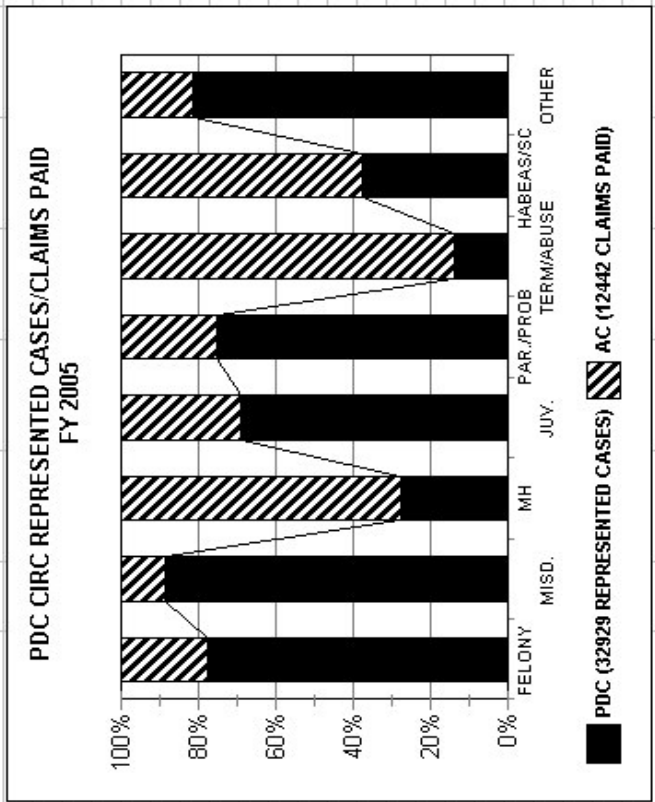
PDC				AC			
DISBURSEMENTS	PER CASE	DISBURSEMENTS	PER CASE	TOTAL	%PDC	%AC	
\$470,811.35	\$418.50	\$388,448.22	\$976.00	\$859,259.57	54.79%	45.21%	
AVG PDC COST PER CASE				AVG AC COST PER CASE			



**ALL PUBLIC DEFENDER CORPORATION CIRCUITS (18 CIRCUITS 29 COUNTIES)
PDC CASES REPRESENTED COMPARED TO AC CLAIMS PAID FY 2005**

CASE TYPES	PDC	AC	TOTAL	%PDC	%AC
FELONY	8791	2522	11313	77.71%	22.29%
MISD.	18141	2302	20443	88.74%	11.26%
MH	1309	3463	4772	27.43%	72.57%
JUV.	2785	1252	4037	68.99%	31.01%
PAR./PROB	723	239	962	75.16%	24.84%
TERM/ABUSE	364	2312	2676	13.60%	86.40%
HABEAS/SC	116	194	310	37.42%	62.58%
OTHER	700	158	858	81.59%	18.41%
TOTAL	32929	12442	45371	72.58%	27.42%

	PDC DISBURSEMENTS	AC DISBURSEMENTS	TOTAL	%PDC	%AC
	\$12,773,435.88	\$8,201,124.22	\$20,974,560.10	60.90%	39.10%
AVG PDC COST PER CASE	\$387.91	AVG AC COST PER CASE	\$659.15		

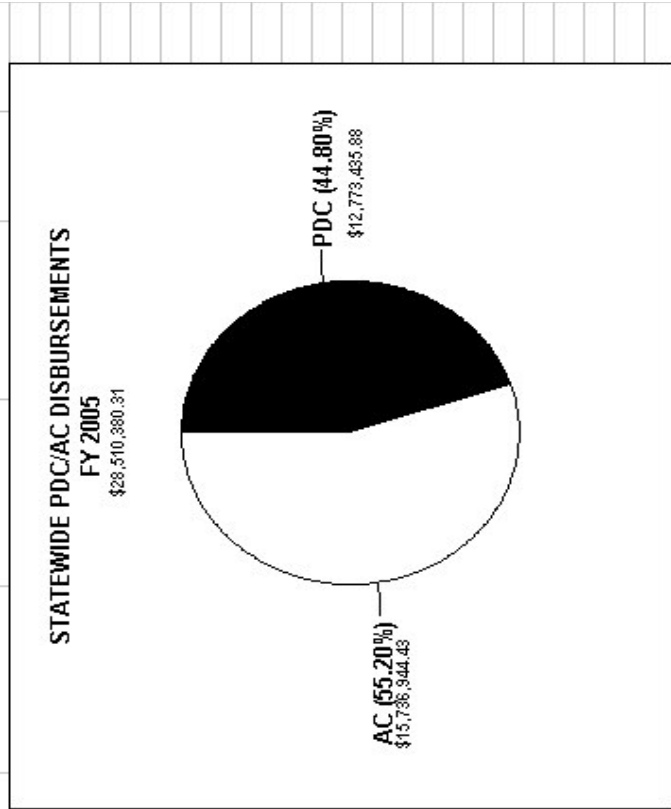
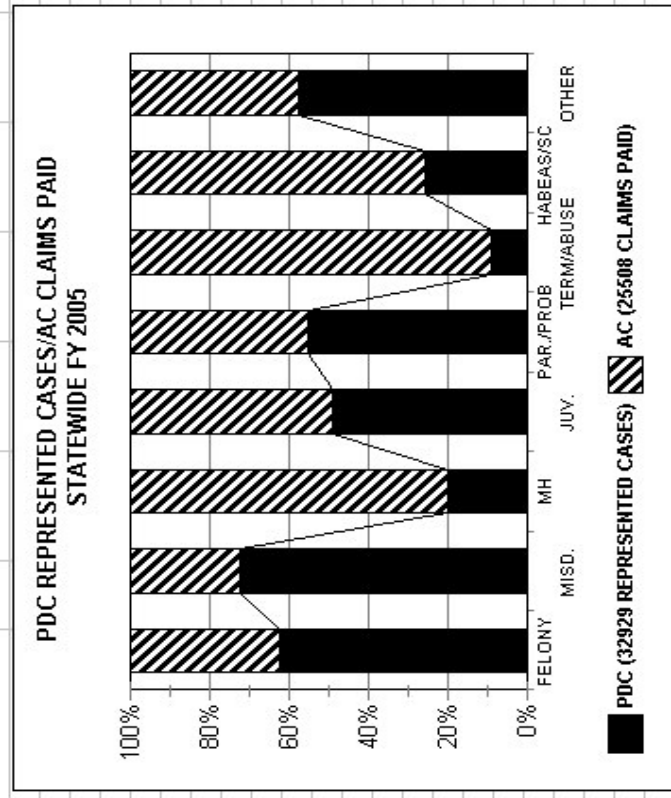


**STATISTICS FOR BOTH PDC AND APPOINTED COUNSEL STATEWIDE
PDC CASES REPRESENTED COMPARED TO AC CLAIMS PAID FY 2005**

CASE TYPES	PDC	AC	TOTAL	%PDC	%AC
FELONY	8791	5307	14098	62.36%	37.64%
MISD.	18141	6896	25037	72.46%	27.54%
MH	1309	5221	6530	20.05%	79.95%
JUV.	2785	2913	5698	48.88%	51.12%
PAR./PROB	723	585	1308	55.28%	44.72%
TERM/ABUSE	364	3738	4102	8.87%	91.13%
HABEAS/SC	116	333	449	25.84%	74.16%
OTHER	700	515	1215	57.61%	42.39%
TOTAL	32929	25508	58437	56.35%	43.65%

	PDC DISBURSEMENTS	AC DISBURSEMENTS	TOTAL	%PDC	%AC
	\$12,773,435.88	\$15,736,944.43	\$28,510,380.31	44.80%	55.20%

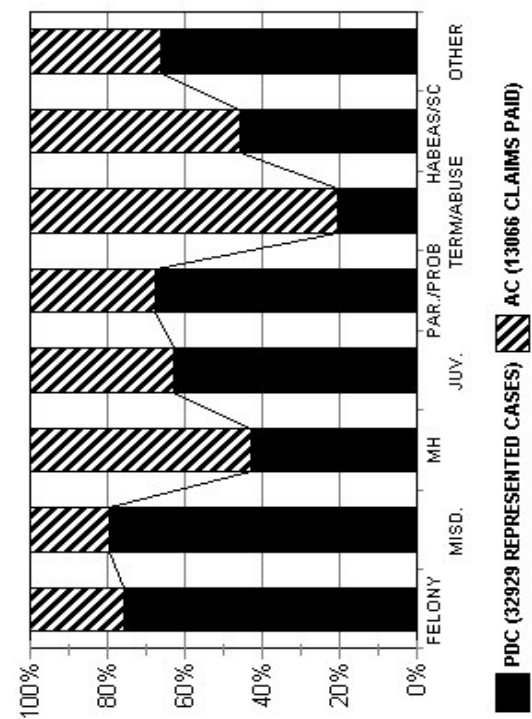
	AVG PDC COST PER CASE	AVG AC COST PER CASE
	\$387.91	\$616.94



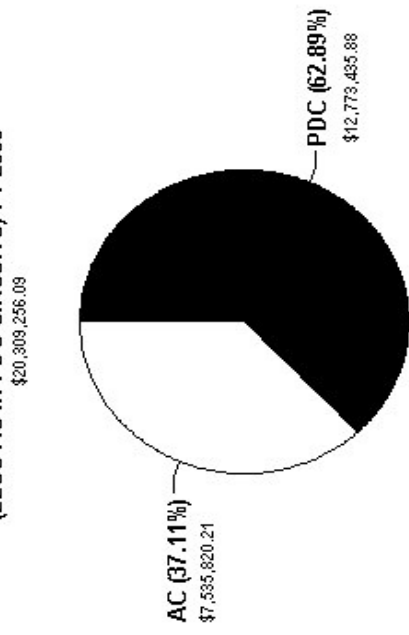
STATISTICS FOR BOTH PDC AND APPOINTED COUNSEL STATEWIDE (less AC CLAIMS IN PDC CIRCUITS)

CASE TYPES	PDC CASES REPRESENTED COMPARED TO AC CLAIMS PAID FY 2005				AC CLAIMS IN PDC CIRCUITS					
	PDC	AC	TOTAL	%PDC	%AC	DISBURSEMENTS	DISBURSEMENTS	TOTAL	%PDC	%AC
FELONY	8791	2785	11576	75.94%	24.06%	\$12,773,435.88	\$7,535,820.21	\$20,309,256.09	62.89%	37.11%
MISD.	18141	4594	22735	79.79%	20.21%					
MH	1309	1758	3067	42.68%	57.32%					
JUV.	2785	1661	4446	62.64%	37.36%					
PAR./PROB	723	346	1069	67.63%	32.37%					
TERM/ABUSE	364	1426	1790	20.34%	79.66%					
HABEAS/SC	116	139	255	45.49%	54.51%					
OTHER	700	357	1057	66.23%	33.77%					
TOTAL	32929	13066	45995	71.59%	28.41%	\$387.91	\$576.75			
						AVG PDC COST PER CASE	AVG AC COST PER CASE			

PDC REPRESENTED CASES/AC CLAIMS PAID STATEWIDE (LESS AC IN PDC CIR) FY 2005




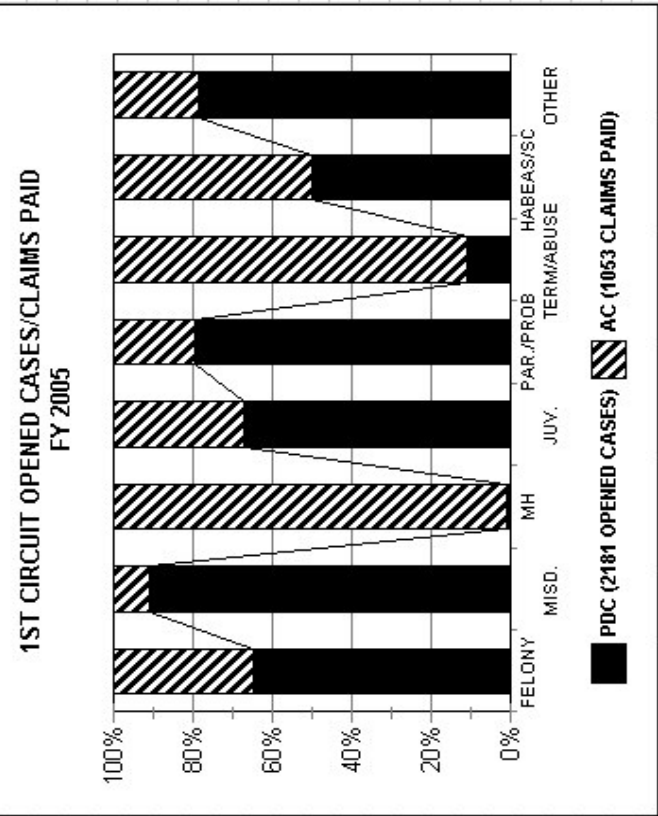
STATEWIDE PDC/AC DISBURSEMENTS (LESS AC IN PDC CIRCUITS) FY 2005



**1ST CIRCUIT (BROOKE, HANCOCK & OHIO COUNTIES)
 PDC CASES OPENED COMPARED TO AC CLAIMS PAID FY 2005**

CASE TYPES	PDC	AC	TOTAL	%PDC	%AC
FELONY	386	210	596	64.77%	35.23%
MISD.	1441	143	1584	90.97%	9.03%
MH	3	374	377	0.80%	99.20%
JUV.	133	65	198	67.17%	32.83%
PAR./PROB	105	27	132	79.55%	20.45%
TERM/ABUSE	25	203	228	10.96%	89.04%
HABEAS/SC	10	10	20	50.00%	50.00%
OTHER	78	21	99	78.79%	21.21%
TOTAL	2181	1053	3234	67.44%	32.56%

	PDC DISBURSEMENTS	AC DISBURSEMENTS	TOTAL	%PDC	%AC
	\$845,100.35	\$916,983.52	\$1,762,083.87	47.96%	52.04%
	AVG PDC COST PER CASE	AVG AC COST PER CASE			
	\$387.48	\$870.83			

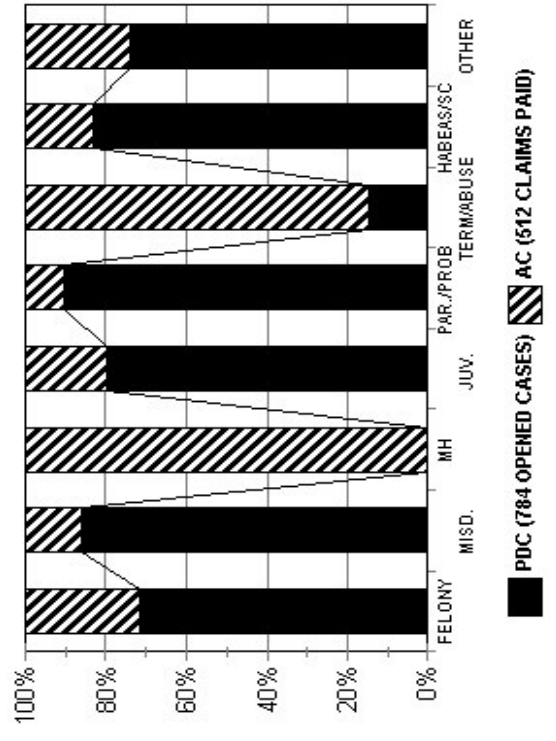


**2ND CIRCUIT (MARSHALL, TYLER, & WETZEL COUNTIES)
PDC CASES OPENED COMPARED TO AC CLAIMS PAID FY 2005**

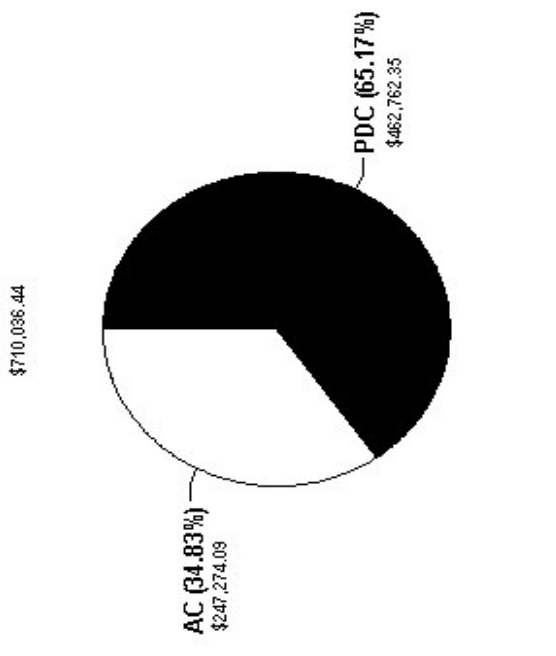
CASE TYPES	PDC	AC	TOTAL	%PDC	%AC
FELONY	184	73	257	71.60%	28.40%
MISD.	406	65	471	86.20%	13.80%
MH	0	233	233	0.00%	100.00%
JUV.	121	31	152	79.61%	20.39%
PAR./PROB	28	3	31	90.32%	9.68%
TERM/ABUSE	17	98	115	14.78%	85.22%
HABEAS/SC	5	1	6	83.33%	16.67%
OTHER	23	8	31	74.19%	25.81%
TOTAL	784	512	1296	60.49%	39.51%

	PDC DISBURSEMENTS	AC DISBURSEMENTS	TOTAL	%PDC	%AC
	\$462,762.35	\$247,274.09	\$710,036.44	65.17%	34.83%
AVG PDC COST PER CASE	\$590.26	AVG AC COST PER CASE	\$482.96		

**2ND CIRCUIT OPENED CASES/CLAIMS PAID
FY 2005**



**2ND CIRCUIT PDC/AC DISBURSEMENTS
FY 2005**



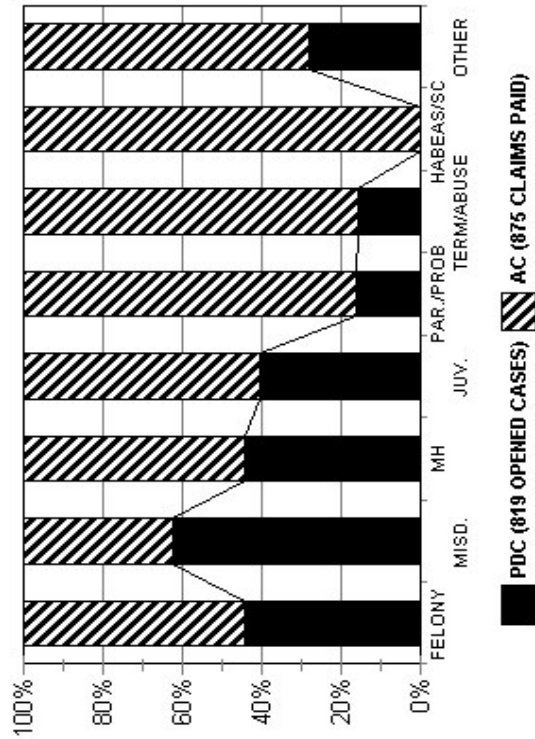
5TH CIRCUIT (CALHOUN, JACKSON, MASON & ROANE COUNTIES)

PDC CASES OPENED COMPARED TO AC CLAIMS PAID FY 2005

*A Circuit Court order prohibits PDC work in Mason County. All indigent work is performed by Appointed Counsel.

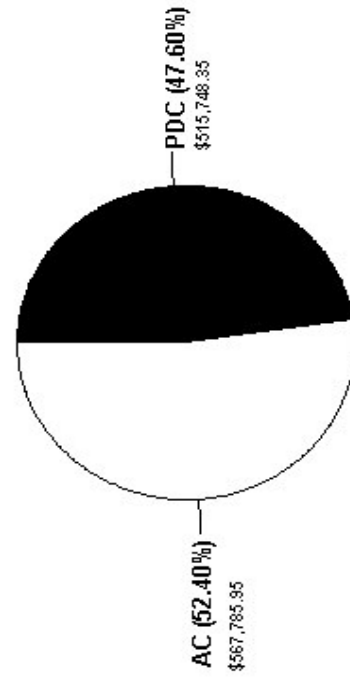
CASE TYPES	PDC		AC		%PDC		%AC		PDC		AC	
	DISBURSEMENTS	%AC	TOTAL	%PDC	DISBURSEMENTS	%AC	TOTAL	%AC	DISBURSEMENTS	%PDC	TOTAL	%AC
FELONY	195	44.42%	439	55.58%	\$515,748.35	47.60%	\$1,083,534.30	52.40%				
MISD.	448	62.40%	718	37.60%								
MH	98	44.14%	222	55.86%								
JUV.	43	40.57%	106	59.43%								
PAR./PROB	4	16.00%	25	84.00%								
TERM./ABUSE	24	15.79%	152	84.21%								
HABEAS/SC	0	0.00%	7	100.00%								
OTHER	7	28.00%	25	72.00%								
TOTAL	819	48.35%	1694	51.65%	\$567,785.95	47.60%	\$1,083,534.30	52.40%	\$629.73	\$648.90		
					AVG PDC COST PER CASE	AVG AC COST PER CASE						

**5TH CIRCUIT OPENED CASES/CLAIMS PAID
FY 2005**

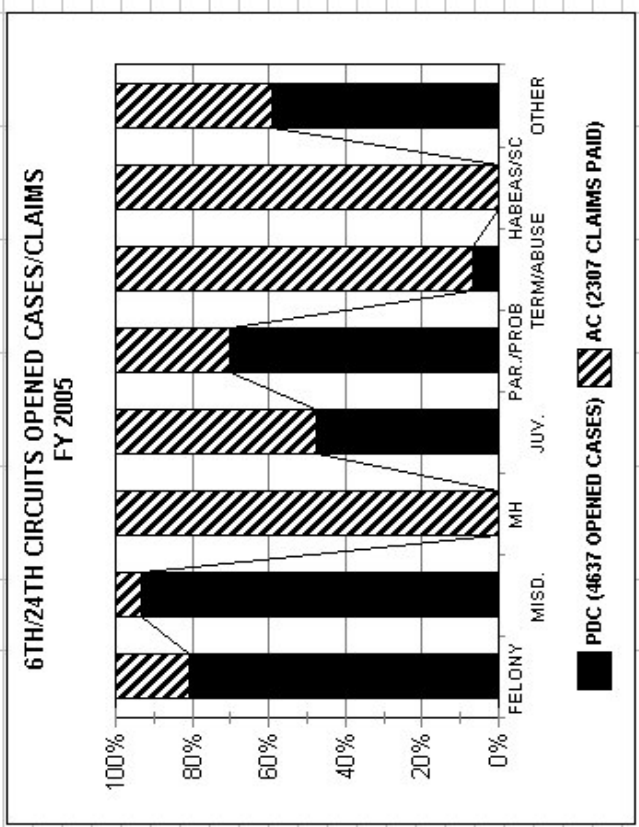
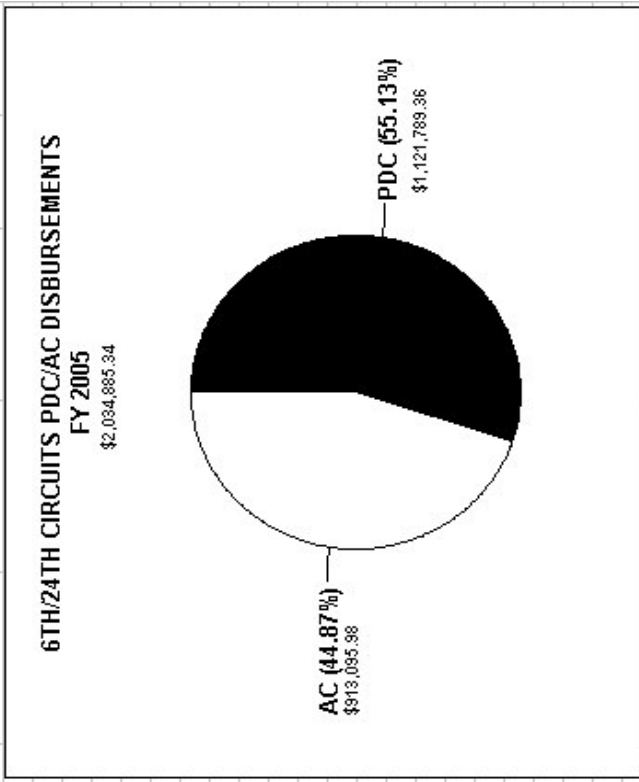


**5TH CIRCUIT PDC/AC DISBURSEMENTS
FY 2005**

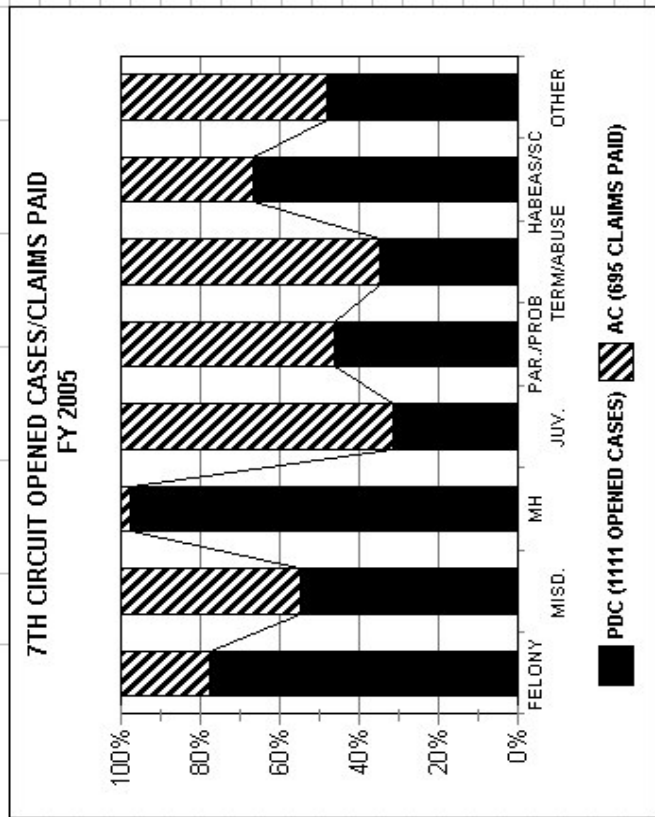
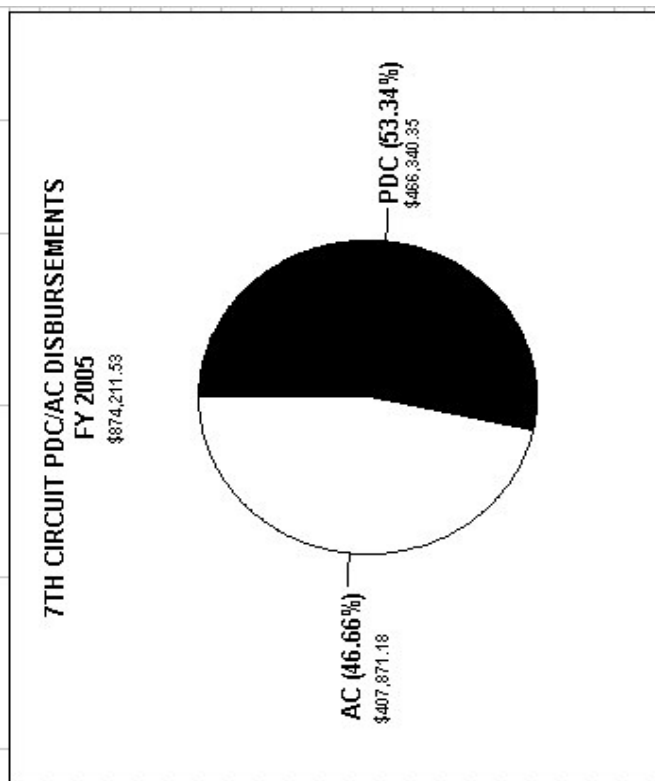
\$1,083,534.30



6TH CIRCUIT and 24TH (CABELL & WAYNE COUNTIES)									
PDC CASES OPENED COMPARED TO AC CLAIMS PAID FY 2005									
*The 6th/24th Circuits operate under one Public Defender Corporation. AC figures include both Cabell and Wayne Counties.									
CASE TYPES	PDC			AC			AC		
	DISBURSEMENTS	%PDC	%AC	DISBURSEMENTS	%PDC	%AC	DISBURSEMENTS	%PDC	%AC
FELONY	\$1,121,789.36	80.72%	19.28%	\$913,095.98	44.87%	55.13%	\$2,034,885.34	44.87%	44.87%
MISD.		93.31%	6.69%						
MH		0.00%	100.00%						
JUV.		47.57%	52.43%						
PAR./PROB		70.33%	29.67%						
TERM/ABUSE		6.60%	93.40%						
HABEAS/SC		0.00%	100.00%						
OTHER		58.97%	41.03%						
TOTAL	4637	66.78%	33.22%	2307	6944	33.22%			

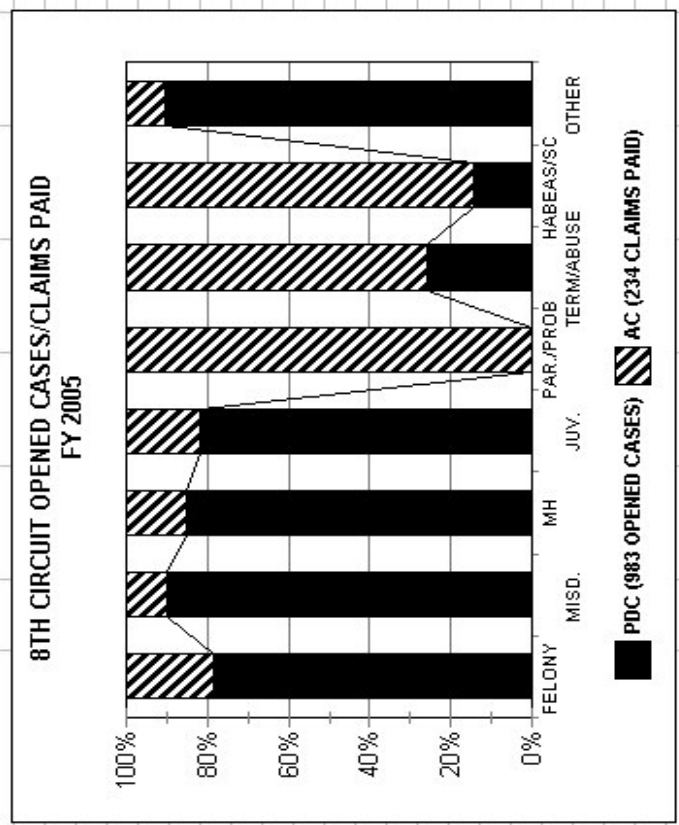
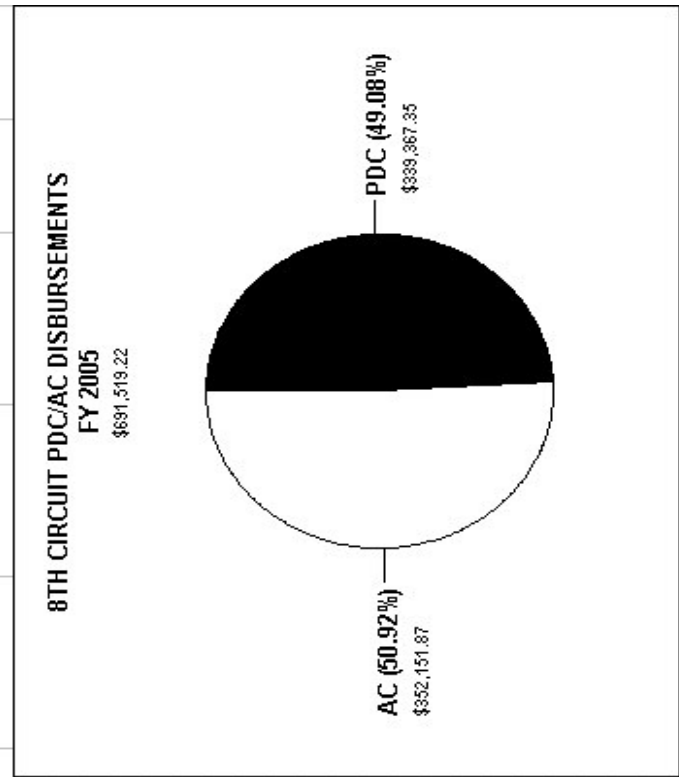


7TH CIRCUIT (LOGAN COUNTY)									
PDC CASES OPENED COMPARED TO AC CLAIMS PAID FY 2005									
CASE TYPES	PDC	AC	TOTAL	%PDC	%AC	PDC DISBURSEMENTS	AC DISBURSEMENTS	TOTAL	%AC
FELONY	380	108	488	77.87%	22.13%	\$466,340.35	\$407,871.18	\$874,211.53	53.34%
MISD.	408	340	748	54.55%	45.45%				
MH	181	4	185	97.84%	2.16%				
JUV.	51	113	164	31.10%	68.90%				
PAR./PROB	18	21	39	46.15%	53.85%				
TERM/ABUSE	47	89	136	34.56%	65.44%				
HABEAS/SC	14	7	21	66.67%	33.33%				
OTHER	12	13	25	48.00%	52.00%				
TOTAL	1111	695	1806	61.52%	38.48%				
						AVG PDC COST PER CASE	AVG AC COST PER CASE		
						\$419.75	\$586.87		



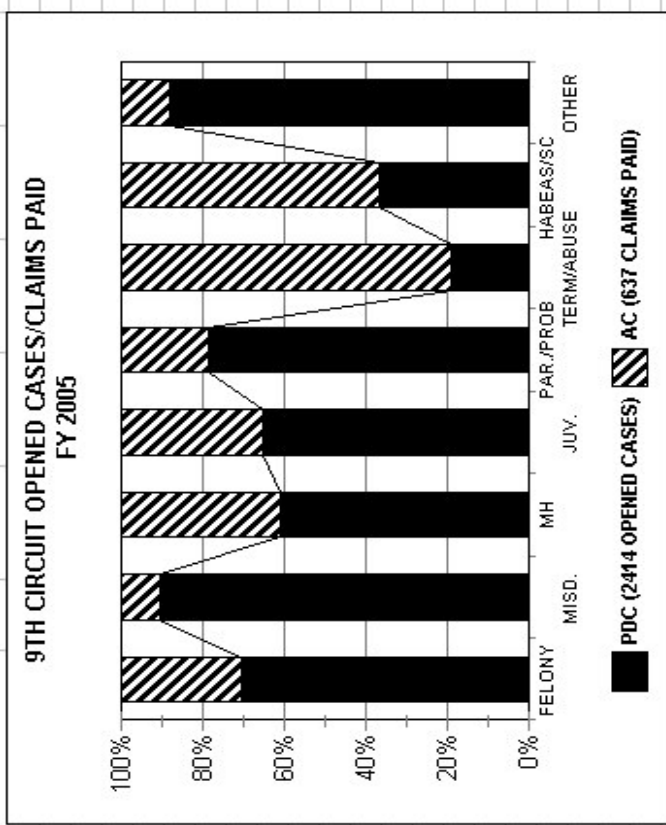
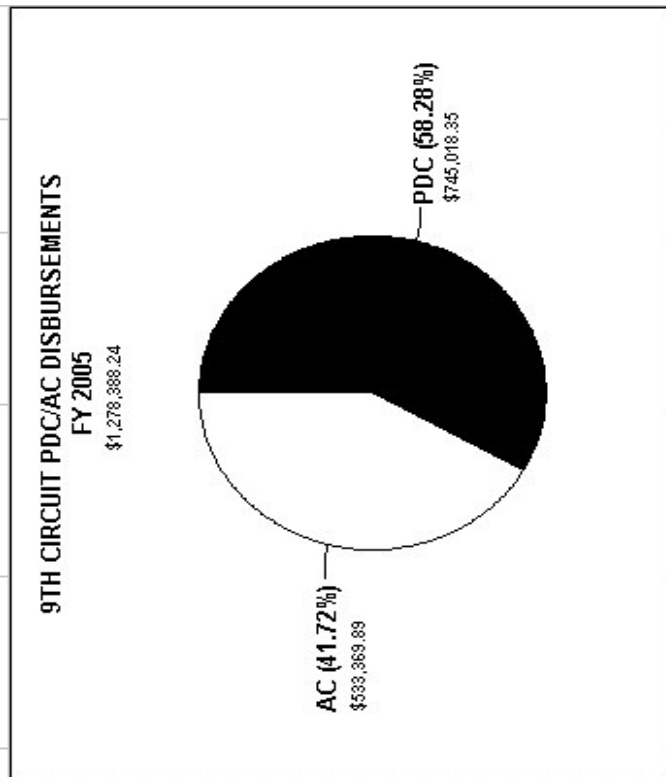
8TH CIRCUIT (MCDOWELL COUNTY)						
PDC CASES OPENED COMPARED TO AC CLAIMS PAID FY 2005						
CASE TYPES	PDC	AC	TOTAL	%PDC	%AC	
FELONY	254	70	324	78.40%	21.60%	
MISD.	569	63	632	90.03%	9.97%	
MH	23	4	27	85.19%	14.81%	
JUV.	85	19	104	81.73%	18.27%	
PAR./PROB	0	2	2	0.00%	100.00%	
TERM/ABUSE	23	67	90	25.56%	74.44%	
HABEAS/SC	1	6	7	14.29%	85.71%	
OTHER	28	3	31	90.32%	9.68%	
TOTAL	983	234	1217	80.77%	19.23%	

PDC		AC		TOTAL	
DISBURSEMENTS	\$	DISBURSEMENTS	\$	DISBURSEMENTS	\$
	\$339,367.35		\$352,151.87		\$691,519.22
AVG PDC COST PER CASE	\$345.24	AVG AC COST PER CASE	\$1,504.92		

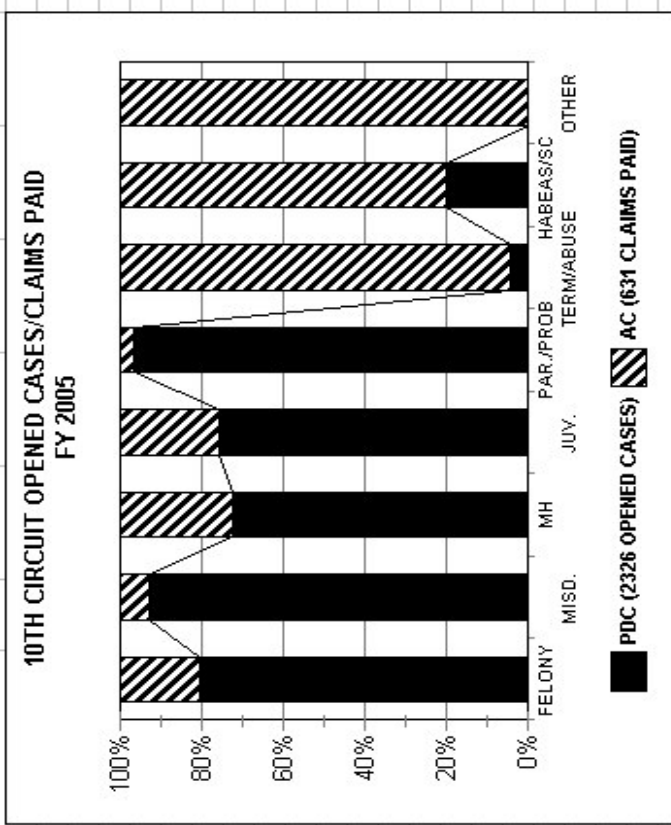
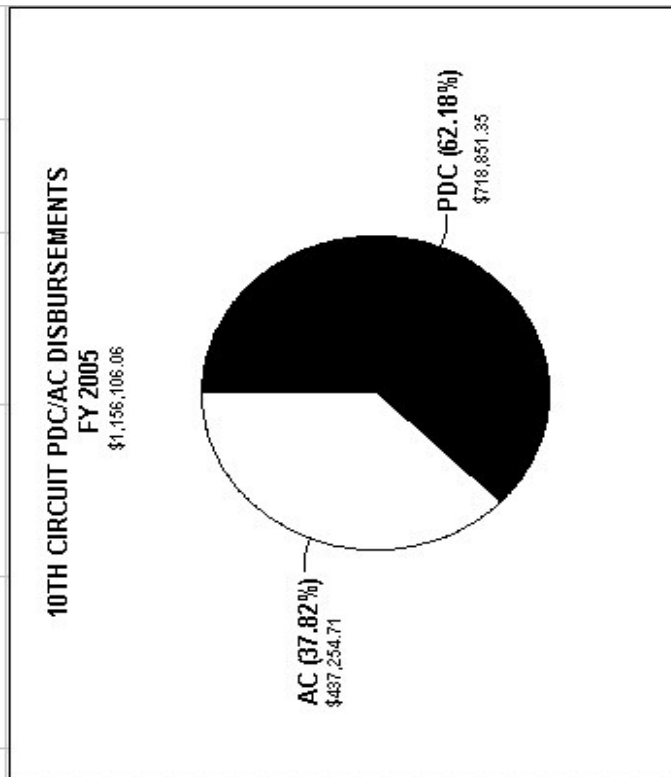


9TH CIRCUIT (MERCER COUNTY) PDC CASES OPENED COMPARED TO AC CLAIMS PAID FY 2005						
CASE TYPES	PDC	AC	TOTAL	%PDC	%AC	
FELONY	445	186	631	70.52%	29.48%	
MISD.	1605	166	1771	90.63%	9.37%	
MH	89	57	146	60.96%	39.04%	
JUV.	73	39	112	65.18%	34.82%	
PAR./PROB	87	24	111	78.38%	21.62%	
TERM/ABUSE	33	143	176	18.75%	81.25%	
HABEAS/SC	7	12	19	36.84%	63.16%	
OTHER	75	10	85	88.24%	11.76%	
TOTAL	2414	637	3051	79.12%	20.88%	

PDC				AC			
DISBURSEMENTS	DISBURSEMENTS	TOTAL	%PDC	DISBURSEMENTS	DISBURSEMENTS	TOTAL	%AC
\$745,018.35	\$533,369.89	\$1,278,388.24	58.28%	\$533,369.89	\$745,018.35	\$1,278,388.24	41.72%
AVG PDC COST PER CASE	AVG AC COST PER CASE			AVG PDC COST PER CASE	AVG AC COST PER CASE		
\$308.62	\$837.32			\$308.62	\$837.32		



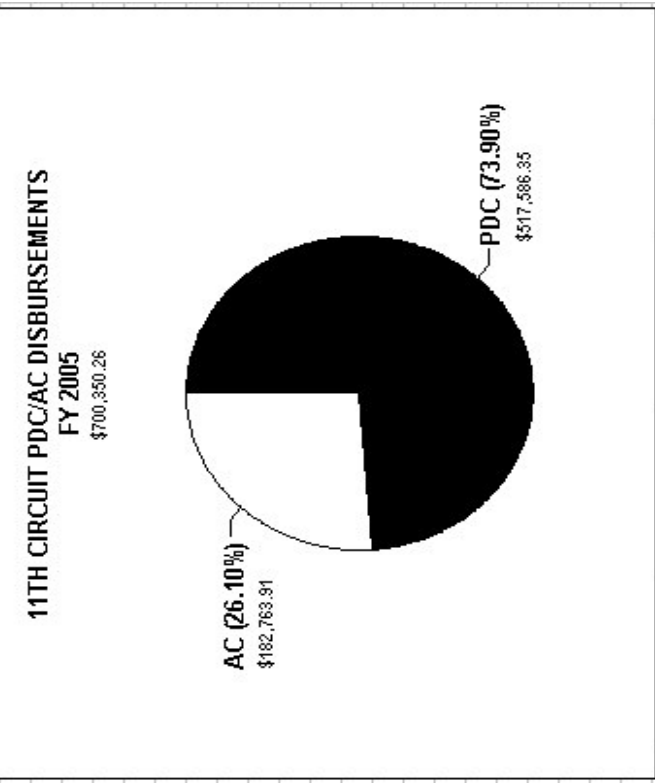
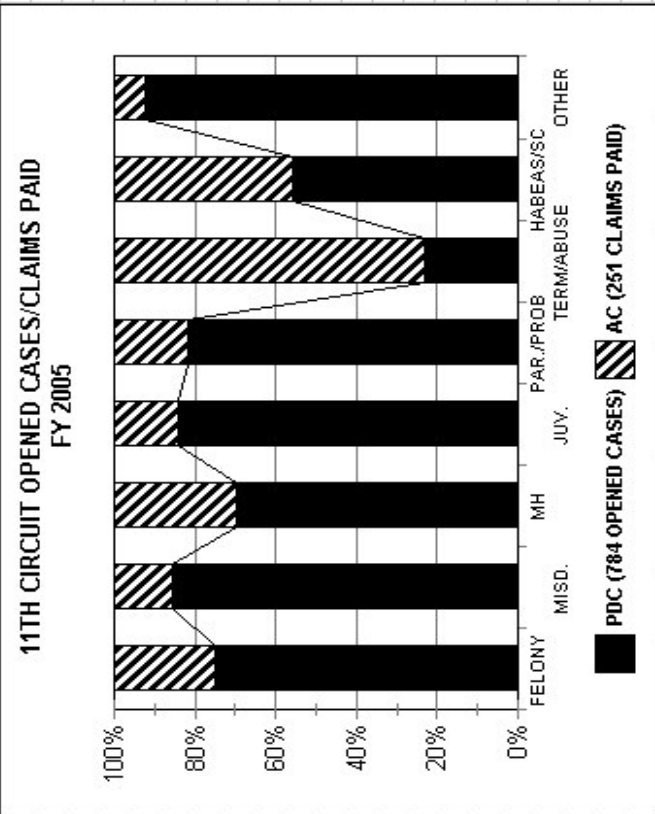
10TH CIRCUIT (RALEIGH COUNTY)									
PDC CASES OPENED COMPARED TO AC CLAIMS PAID FY 2005									
CASE TYPES	PDC	AC	TOTAL	%PDC	%AC	PDC DISBURSEMENTS	AC DISBURSEMENTS	TOTAL	%AC
FELONY	564	138	702	80.34%	19.66%	\$718,851.35	\$437,254.71	\$1,156,106.06	62.18%
MISD.	1222	90	1312	93.14%	6.86%				
MH	293	111	404	72.52%	27.48%	AVG PDC COST PER CASE	AVG AC COST PER CASE		
JUV.	175	56	231	75.76%	24.24%				
PAR./PROB	60	2	62	96.77%	3.23%	\$309.05	\$692.96		
TERM/ABUSE	10	224	234	4.27%	95.73%				
HABEAS/SC	2	8	10	20.00%	80.00%				
OTHER	0	2	2	0.00%	100.00%				
TOTAL	2326	631	2957	78.66%	21.34%				



**11TH CIRCUIT (GREENBRIER & POCAHONTAS COUNTIES)
 PDC CASES OPENED COMPARED TO AC CLAIMS PAID FY 2005**

CASE TYPES	PDC	AC	TOTAL	%PDC	%AC
FELONY	198	65	263	75.29%	24.71%
MISD.	334	57	391	85.42%	14.58%
MH	94	41	135	69.63%	30.37%
JUV.	58	11	69	84.06%	15.94%
PAR./PROB	27	6	33	81.82%	18.18%
TERM/ABUSE	19	63	82	23.17%	76.83%
HABEAS/SC	5	4	9	55.56%	44.44%
OTHER	49	4	53	92.45%	7.55%
TOTAL	784	251	1035	75.75%	24.25%

	PDC DISBURSEMENTS	AC DISBURSEMENTS	TOTAL	%PDC	%AC
	\$517,586.35	\$182,763.91	\$700,350.26	73.90%	26.10%
AVG PDC COST PER CASE	\$660.19	\$728.14			
AVG AC COST PER CASE					



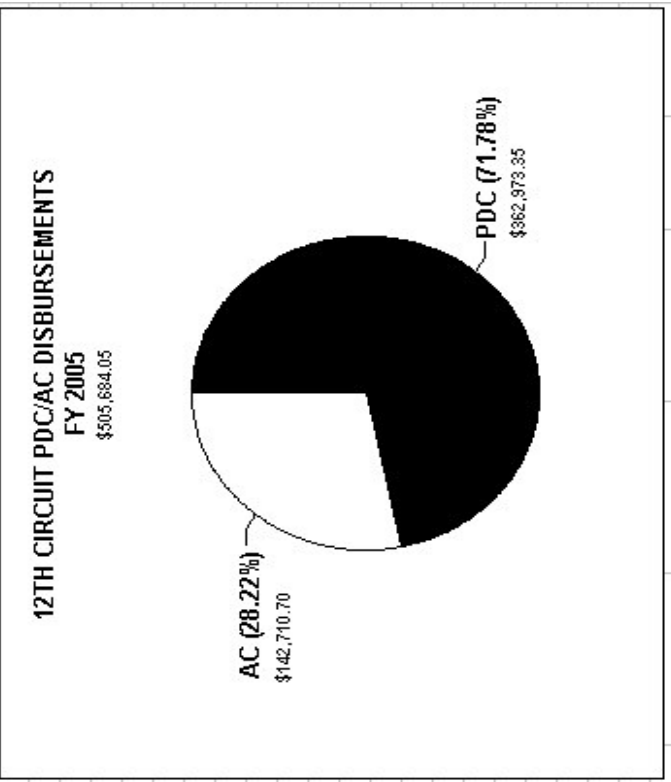
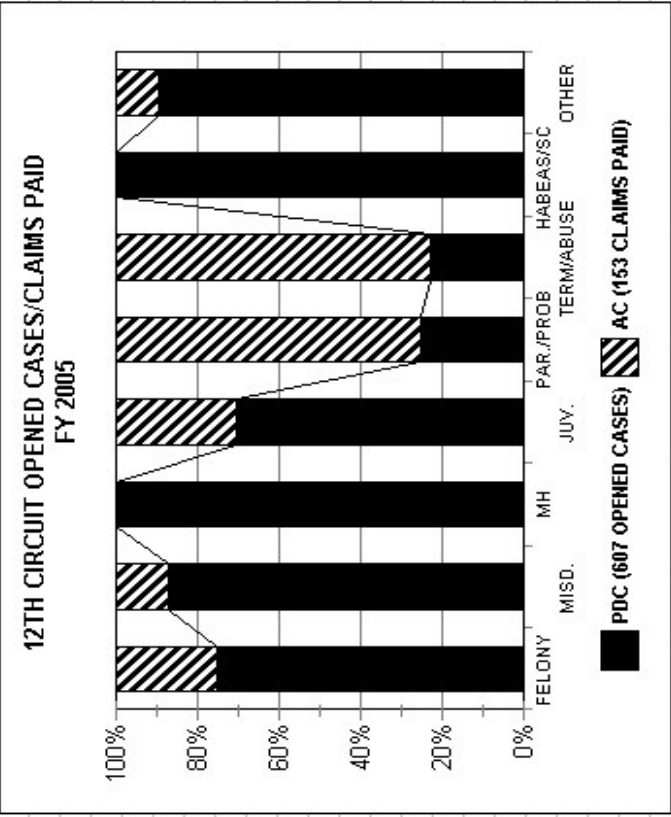
12TH CIRCUIT (FAYETTE COUNTY)

PDC CASES OPENED COMPARED TO AC CLAIMS PAID FY 2005

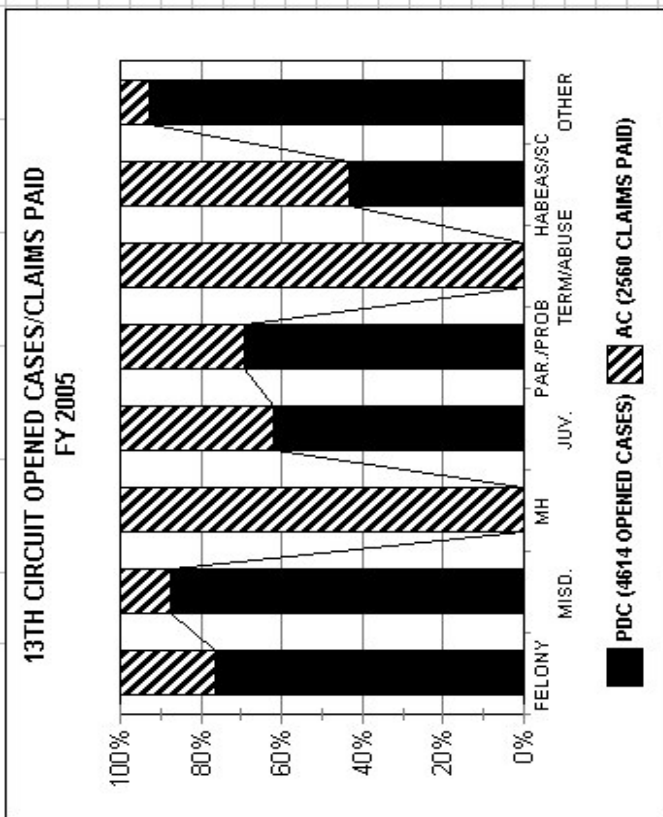
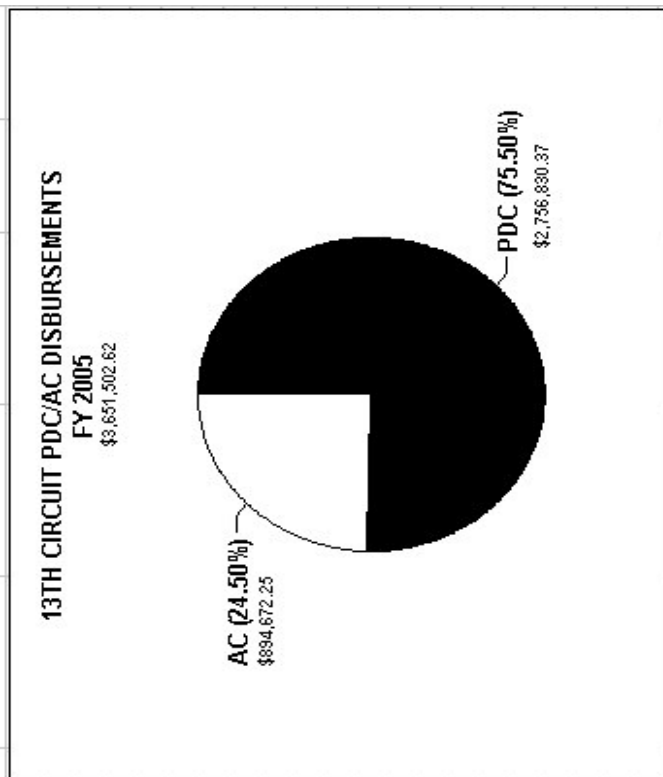
CASE TYPES	PDC	AC	TOTAL	%PDC	%AC
FELONY	162	54	216	75.00%	25.00%
MISD.	352	52	404	87.13%	12.87%
MH	25	0	25	100.00%	0.00%
JUV.	12	5	17	70.59%	29.41%
PAR./PROB	1	3	4	25.00%	75.00%
TERM/ABUSE	10	34	44	22.73%	77.27%
HABEAS/SC	1	0	1	100.00%	0.00%
OTHER	44	5	49	89.80%	10.20%
TOTAL	607	153	760	79.87%	20.13%

	PDC DISBURSEMENTS	AC DISBURSEMENTS	TOTAL	%PDC	%AC
	\$362,973.35	\$142,710.70	\$505,684.05	71.78%	28.22%

	AVG PDC COST PER CASE	AVG AC COST PER CASE
	\$597.98	\$932.75

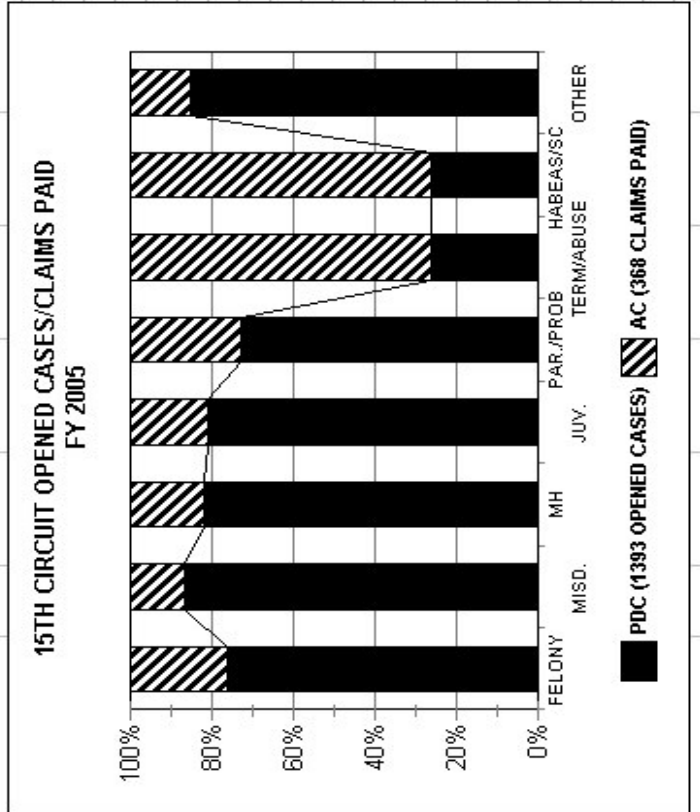
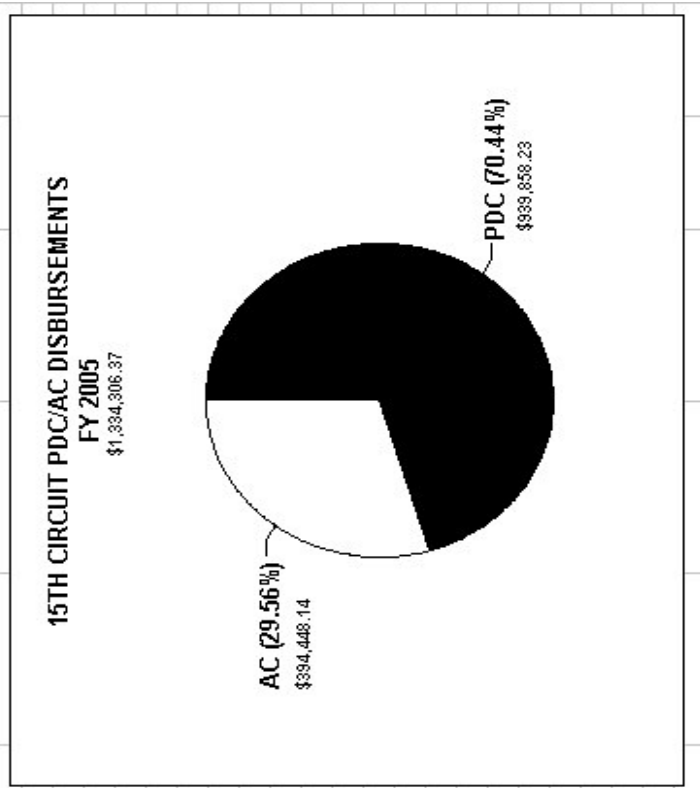


13TH CIRCUIT (KANAWHA COUNTY)									
PDC CASES OPENED COMPARED TO AC CLAIMS PAID FY 2005									
CASE TYPES	PDC	AC	TOTAL	%PDC	%AC	PDC DISBURSEMENTS	AC DISBURSEMENTS	TOTAL	%AC
FELONY	1096	342	1438	76.22%	23.78%	\$2,756,830.37	\$894,672.25	\$3,651,502.62	75.50%
MISD.	3030	421	3451	87.80%	12.20%				
MH	0	1323	1323	0.00%	100.00%				
JUV.	283	174	457	61.93%	38.07%				
PAR./PROB	65	29	94	69.15%	30.85%				
TERM/ABUSE	0	237	237	0.00%	100.00%				
HABEAS/SC	19	25	44	43.18%	56.82%				
OTHER	121	9	130	93.08%	6.92%				
TOTAL	4614	2560	7174	64.32%	35.68%	\$597.49	\$349.48		
						AVG PDC COST PER CASE	AVG AC COST PER CASE		

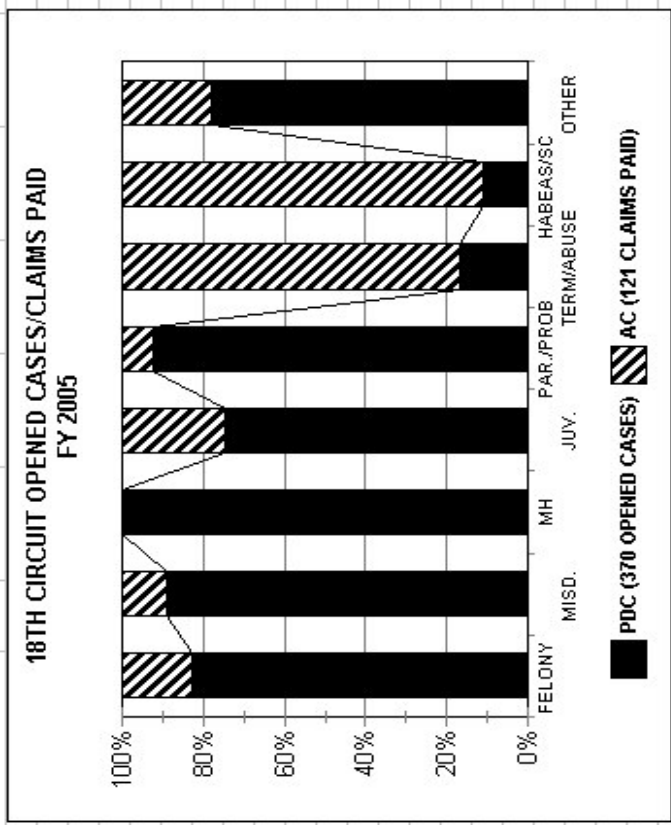
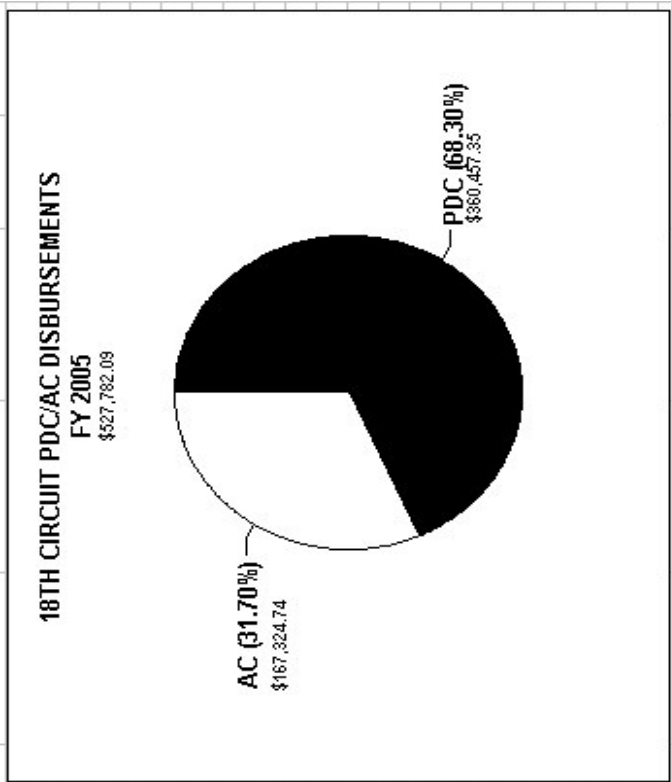


15TH CIRCUIT (HARRISON COUNTY) PDC CASES OPENED COMPARED TO AC CLAIMS PAID FY 2005						
CASE TYPES	PDC	AC	TOTAL	%PDC	%AC	
FELONY	302	94	396	76.26%	23.74%	
MISD.	704	107	811	86.81%	13.19%	
MH	55	12	67	82.09%	17.91%	
JUV.	221	51	272	81.25%	18.75%	
PAR./PROB	48	18	66	72.73%	27.27%	
TERM/ABUSE	23	66	89	25.84%	74.16%	
HABEAS/SC	5	14	19	26.32%	73.68%	
OTHER	35	6	41	85.37%	14.63%	
TOTAL	1393	368	1761	79.10%	20.90%	

	PDC DISBURSEMENTS	AC DISBURSEMENTS	TOTAL	%PDC	%AC
	\$939,858.23	\$394,448.14	\$1,334,306.37	70.44%	29.56%
AVG PDC COST PER CASE	\$674.70	AVG AC COST PER CASE	\$1,071.87		



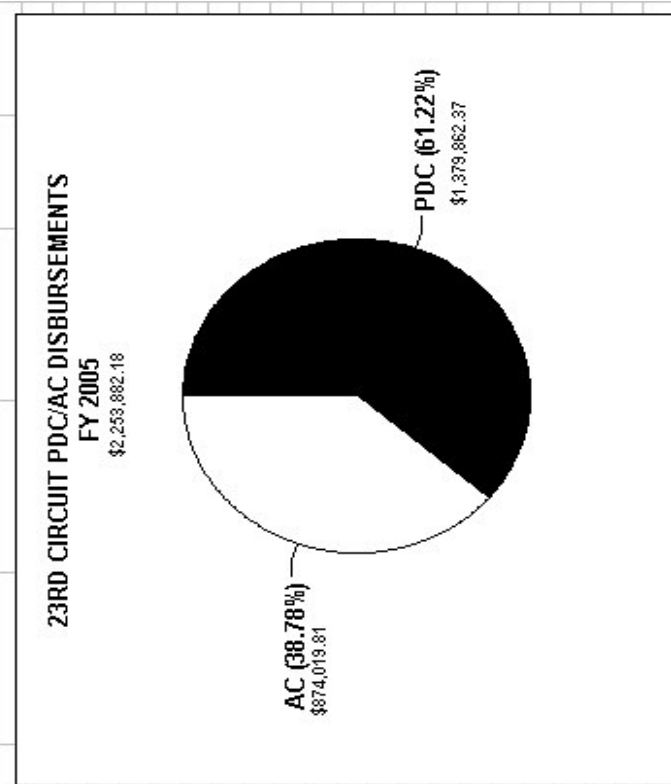
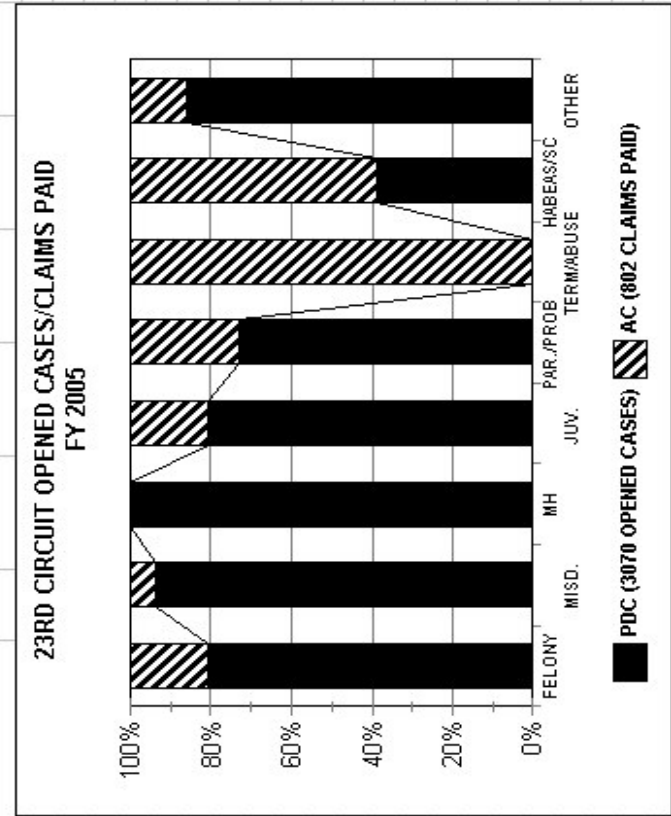
18TH CIRCUIT (PRESTON COUNTY)									
PDC CASES OPENED COMPARED TO AC CLAIMS PAID FY 2005									
CASE TYPES	PDC	AC	TOTAL	%PDC	%AC	PDC DISBURSEMENTS	AC DISBURSEMENTS	TOTAL	%AC
FELONY	121	25	146	82.88%	17.12%	\$360,457.35	\$167,324.74	\$527,782.09	68.30%
MISD.	136	17	153	88.89%	11.11%				
MH	40	0	40	100.00%	0.00%				
JUV.	35	12	47	74.47%	25.53%				
PAR./PROB	12	1	13	92.31%	7.69%				
TERM/ABUSE	11	54	65	16.92%	83.08%				
HABEAS/SC	1	8	9	11.11%	88.89%				
OTHER	14	4	18	77.78%	22.22%				
TOTAL	370	121	491	75.36%	24.64%				
						DISBURSEMENTS PER CASE	AVG AC COST PER CASE		
						\$974.21	\$1,382.85		



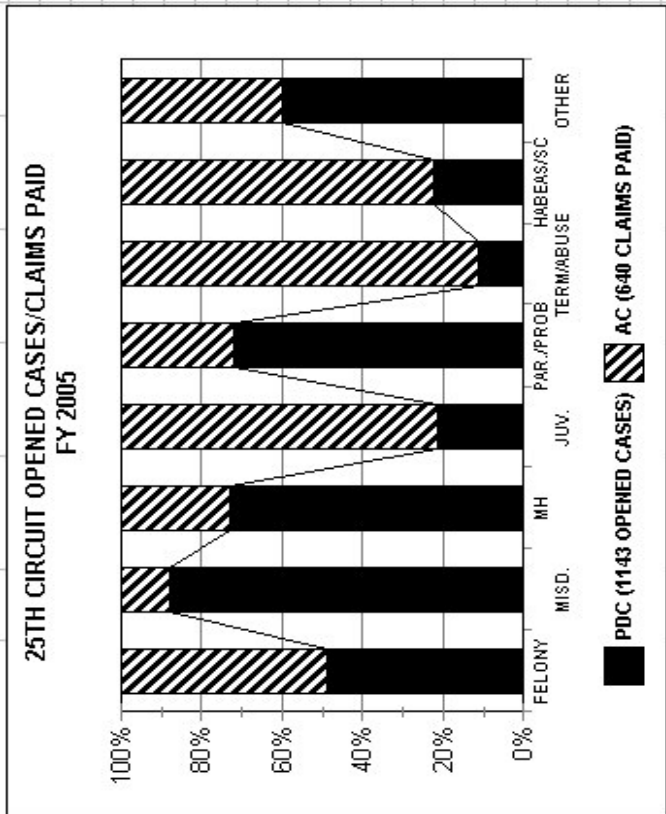
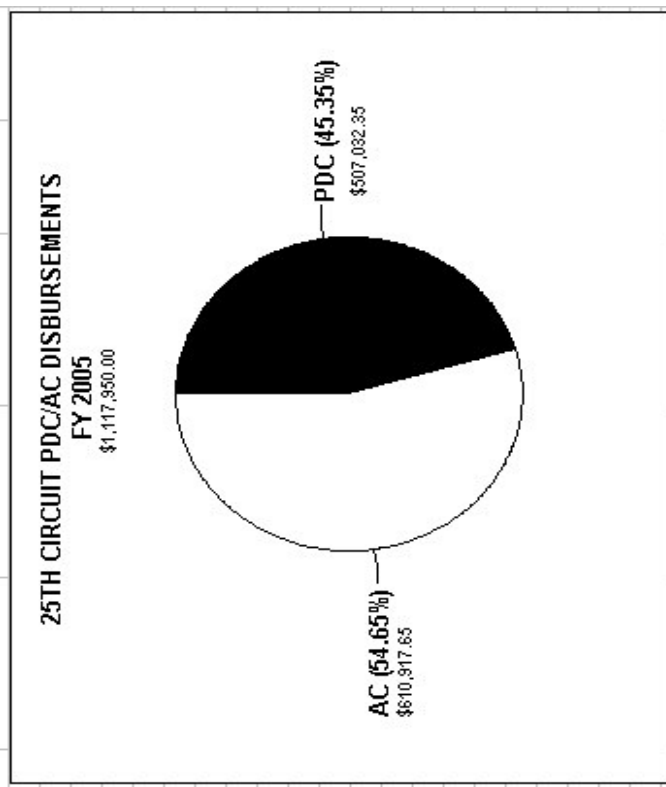
**23RD CIRCUIT (BERKELEY, JEFFERSON & MORGAN COUNTIES)
 PDC CASES OPENED COMPARED TO AC CLAIMS PAID FY 2005**

CASE TYPES	PDC	AC	TOTAL	%PDC	%AC
FELONY	998	236	1234	80.88%	19.12%
MISD.	1424	96	1520	93.68%	6.32%
MH	98	0	98	100.00%	0.00%
JUV.	417	101	518	80.50%	19.50%
PAR./PROB	67	25	92	72.83%	27.17%
TERM/ABUSE	0	311	311	0.00%	100.00%
HABEAS/SC	16	25	41	39.02%	60.98%
OTHER	50	8	58	86.21%	13.79%
TOTAL	3070	802	3872	79.29%	20.71%

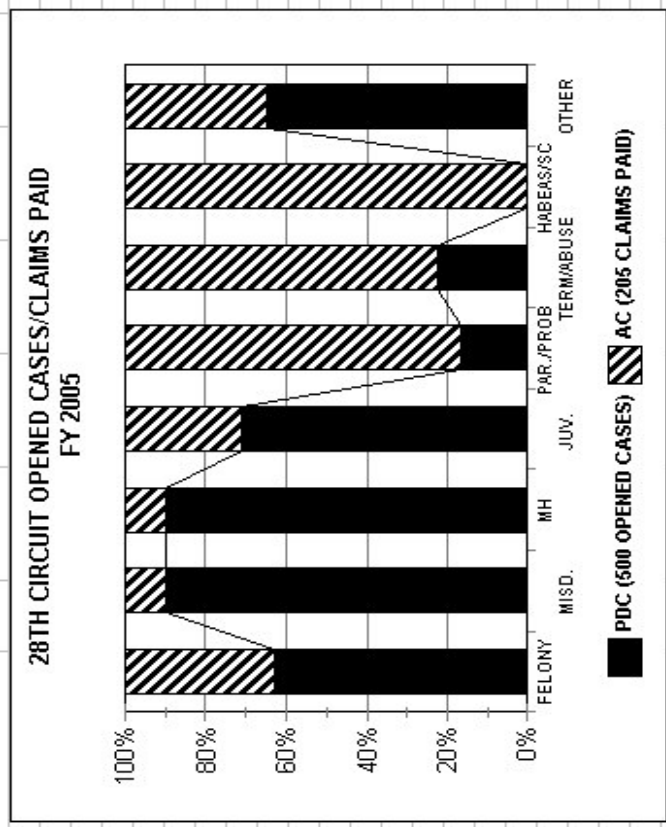
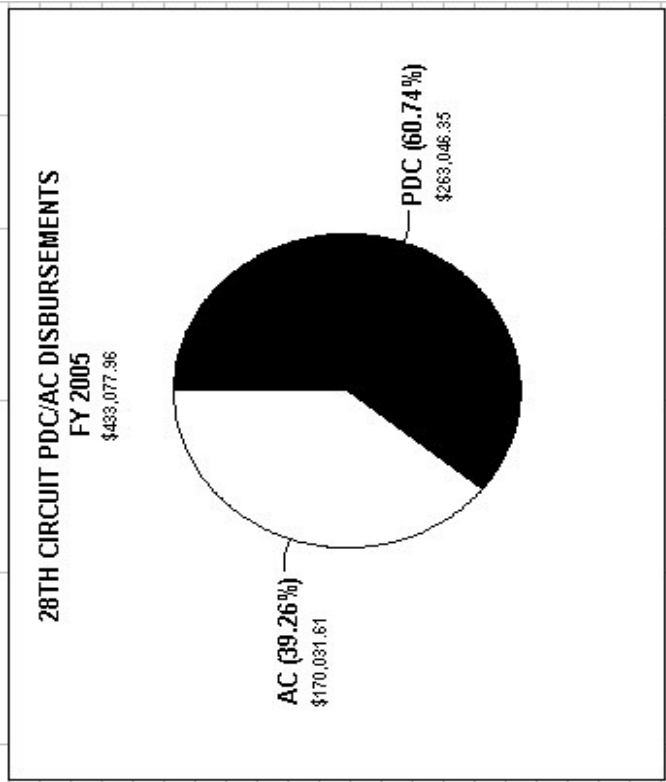
	PDC DISBURSEMENTS	AC DISBURSEMENTS	TOTAL	%PDC	%AC
	\$1,379,862.37	\$874,019.81	\$2,253,882.18	61.22%	38.78%
AVG PDC COST PER CASE	\$449.47	AVG AC COST PER CASE	\$1,089.80		



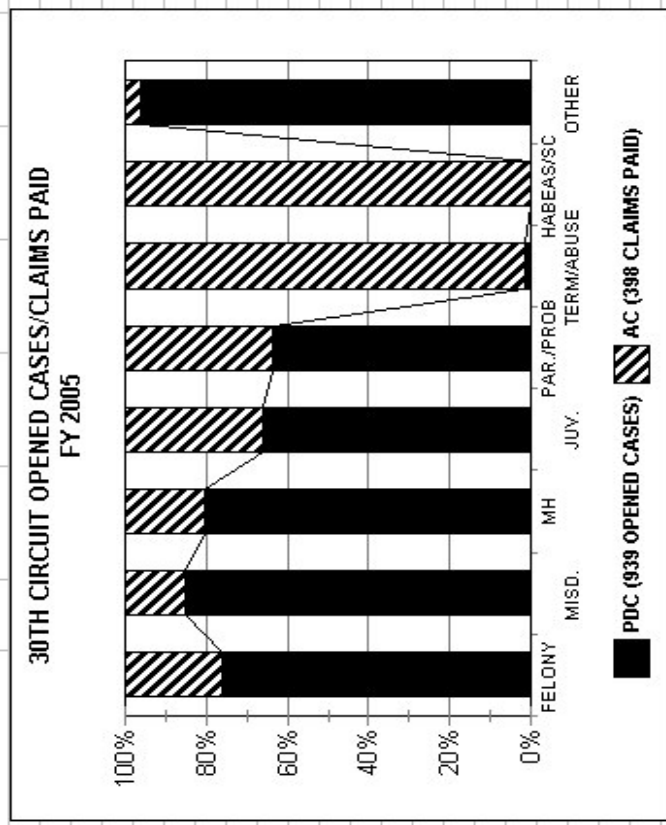
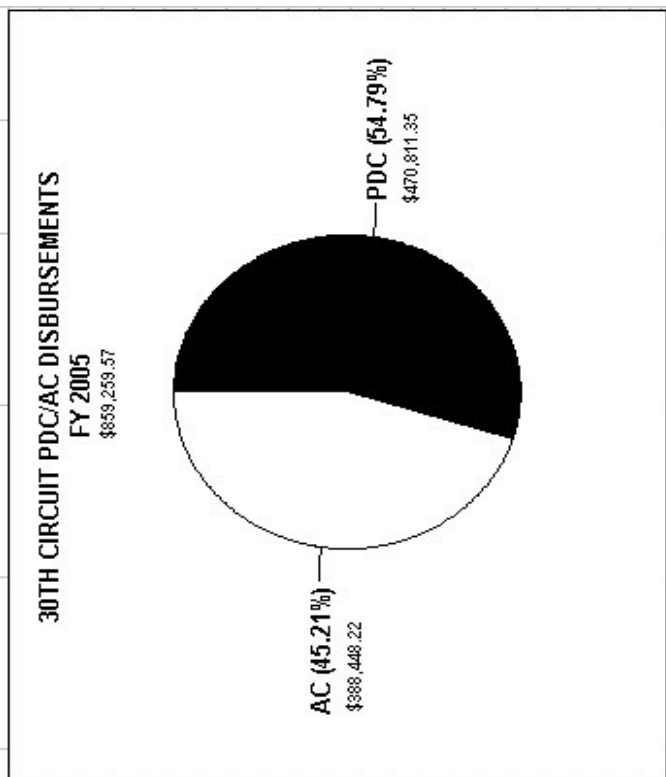
25TH CIRCUIT (BOONE & LINCOLN COUNTIES)									
PDC CASES OPENED COMPARED TO AC CLAIMS PAID FY 2005									
CASE TYPES	PDC	AC	TOTAL	%PDC	%AC	PDC DISBURSEMENTS	AC DISBURSEMENTS	TOTAL	%AC
FELONY	180	190	370	48.65%	51.35%	\$507,032.35	\$610,917.65	\$1,117,950.00	45.35%
MISD.	688	96	784	87.76%	12.24%				54.65%
MH	130	49	179	72.63%	27.37%				
JUV.	43	158	201	21.39%	78.61%				
PAR./PROB	54	21	75	72.00%	28.00%				
TERM/ABUSE	12	96	108	11.11%	88.89%				
HABEAS/SC	2	7	9	22.22%	77.78%				
OTHER	34	23	57	59.65%	40.35%				
TOTAL	1143	640	1783	64.11%	35.89%	\$443.60	\$954.56		
						AVG PDC COST PER CASE	AVG AC COST PER CASE		



28TH CIRCUIT (NICHOLAS COUNTY)									
PDC CASES OPENED COMPARED TO AC CLAIMS PAID FY 2005									
CASE TYPES	PDC	AC	TOTAL	%PDC	%AC	PDC DISBURSEMENTS	AC DISBURSEMENTS	TOTAL	%AC
FELONY	113	67	180	62.78%	37.22%	\$263,046.35	\$170,031.61	\$433,077.96	60.74%
MISD.	277	31	308	89.94%	10.06%				
MH	36	4	40	90.00%	10.00%				
JUV.	39	16	55	70.91%	29.09%				
PAR./PROB	1	5	6	16.67%	83.33%				
TERM/ABUSE	21	73	94	22.34%	77.66%				
HABEAS/SC	0	2	2	0.00%	100.00%				
OTHER	13	7	20	65.00%	35.00%				
TOTAL	500	205	705	70.92%	29.08%	\$526.09	\$829.42		
						AVG PDC COST PER CASE	AVG AC COST PER CASE		



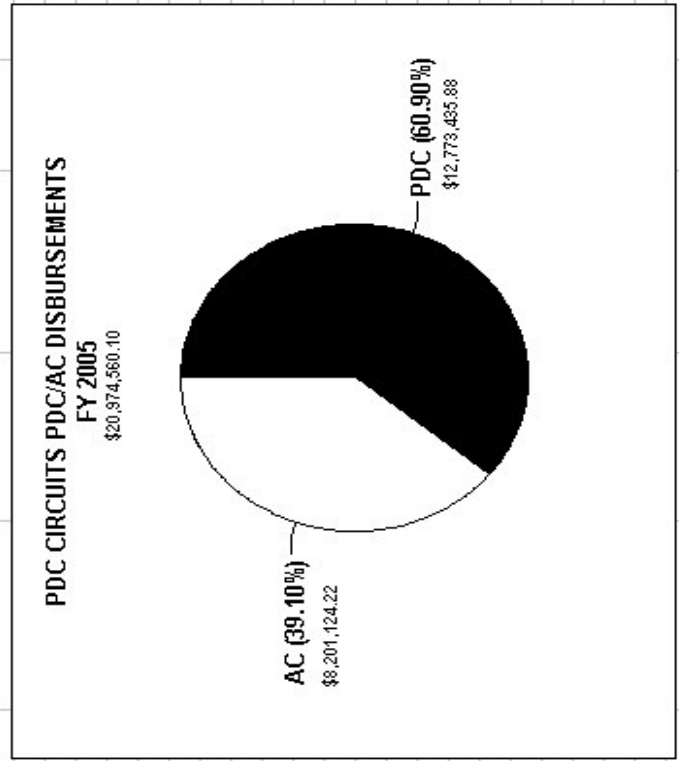
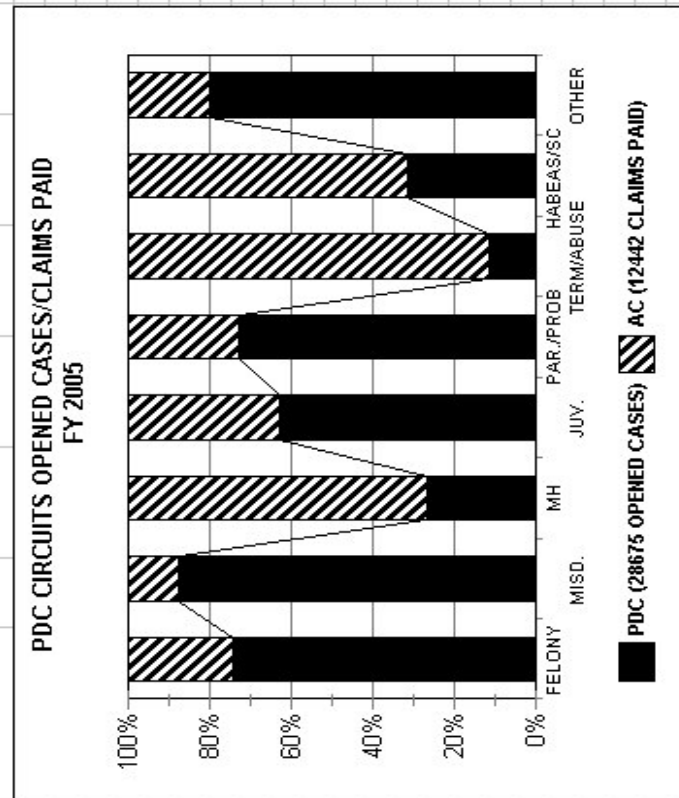
30TH CIRCUIT (MINGO COUNTY)									
PDC CASES OPENED COMPARED TO AC CLAIMS PAID FY 2005									
CASE TYPES	PDC	AC	TOTAL	%PDC	%AC	PDC DISBURSEMENTS	AC DISBURSEMENTS	TOTAL	%AC
FELONY	273	86	359	76.04%	23.96%	\$470,811.35	\$388,448.22	\$859,259.57	45.21%
MISD.	474	83	557	85.10%	14.90%				
MH	86	21	107	80.37%	19.63%				
JUV.	70	36	106	66.04%	33.96%				
PAR./PROB	7	4	11	63.64%	36.36%				
TERM/ABUSE	2	143	145	1.38%	98.62%				
HABEAS/SC	0	24	24	0.00%	100.00%				
OTHER	27	1	28	96.43%	3.57%				
TOTAL	939	398	1337	70.23%	29.77%				
						AVG PDC COST PER CASE	AVG AC COST PER CASE		
						\$501.40	\$976.00		



**ALL PUBLIC DEFENDER CORPORATION CIRCUITS (18 CIRCUITS 29 COUNTIES)
 PDC CASES OPENED COMPARED TO AC CLAIMS PAID FY 2005**

CASE TYPES	PDC	AC	TOTAL	%PDC	%AC
FELONY	7249	2522	9771	74.19%	25.81%
MISD.	16376	2302	18678	87.68%	12.32%
MH	1251	3463	4714	26.54%	73.46%
JUV.	2133	1252	3385	63.01%	36.99%
PAR./PROB	648	239	887	73.06%	26.94%
TERM/ABUSE	297	2312	2609	11.38%	88.62%
HABEAS/SC	88	194	282	31.21%	68.79%
OTHER	633	158	791	80.03%	19.97%
TOTAL	28675	12442	41117	69.74%	30.26%

	PDC DISBURSEMENTS	AC DISBURSEMENTS	TOTAL	%PDC	%AC
	\$12,773,435.88	\$8,201,124.22	\$20,974,560.10	60.90%	39.10%
AVG PDC COST PER CASE	\$445.46	AVG AC COST PER CASE	\$659.15		

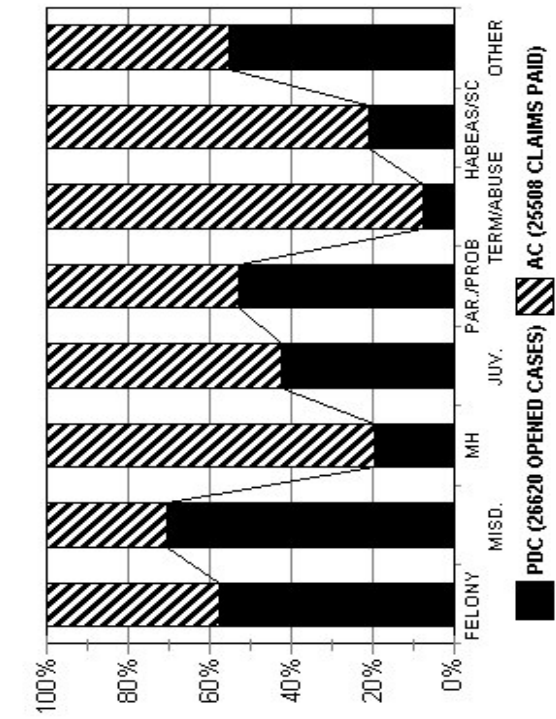


**STATISTICS FOR BOTH PDC AND APPOINTED COUNSEL STATEWIDE
 PDC CASES OPENED COMPARED TO AC CLAIMS PAID FY 2005**

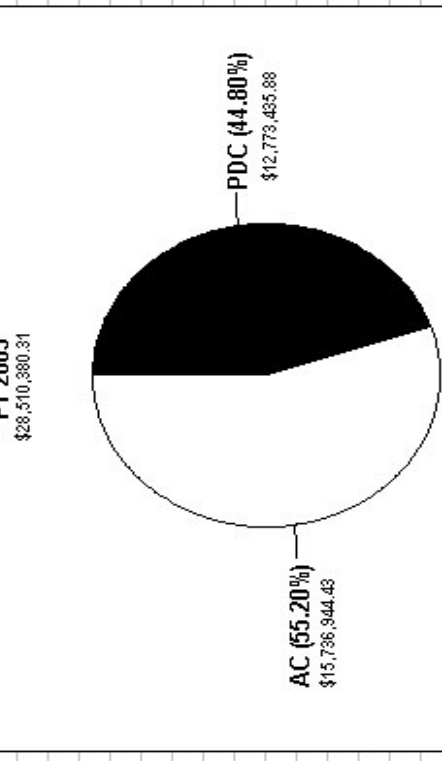
CASE TYPES	PDC	AC	TOTAL	%PDC	%AC
FELONY	7249	5307	12556	57.73%	42.27%
MISD.	16376	6896	23272	70.37%	29.63%
MH	1251	5221	6472	19.33%	80.67%
JUV.	2133	2913	5046	42.27%	57.73%
PAR./PROB	648	585	1233	52.55%	47.45%
TERM/ABUSE	297	3738	4035	7.36%	92.64%
HABEAS/SC	88	333	421	20.90%	79.10%
OTHER	633	515	1148	55.14%	44.86%
TOTAL	28675	25508	54183	52.92%	47.08%

	PDC DISBURSEMENTS	AC DISBURSEMENTS	TOTAL	%PDC	%AC
	\$12,773,435.88	\$15,736,944.43	\$28,510,380.31	44.80%	55.20%
AVG PDC COST PER CASE	\$445.46	AVG AC COST PER CASE	\$616.94		

**PDC OPENED CASES/AC CLAIMS PAID
 STATEWIDE FY 2005**

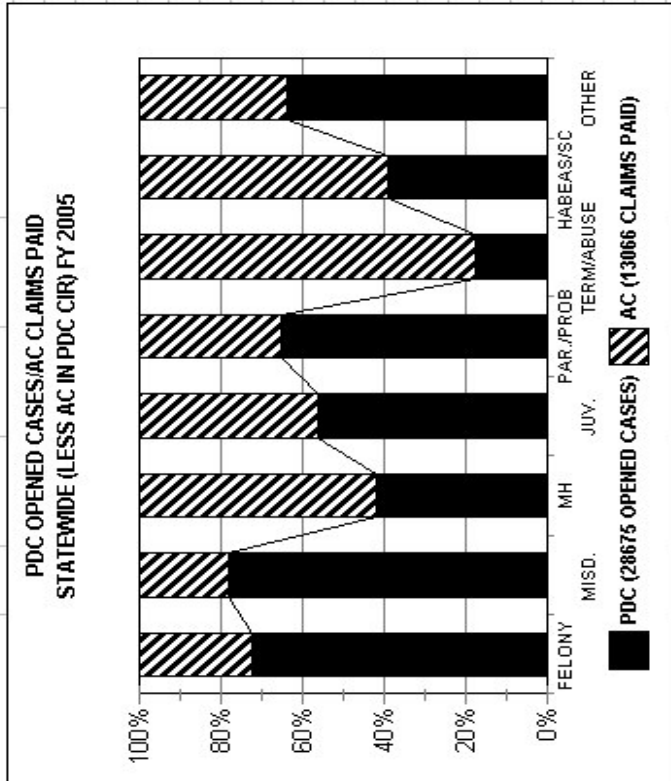
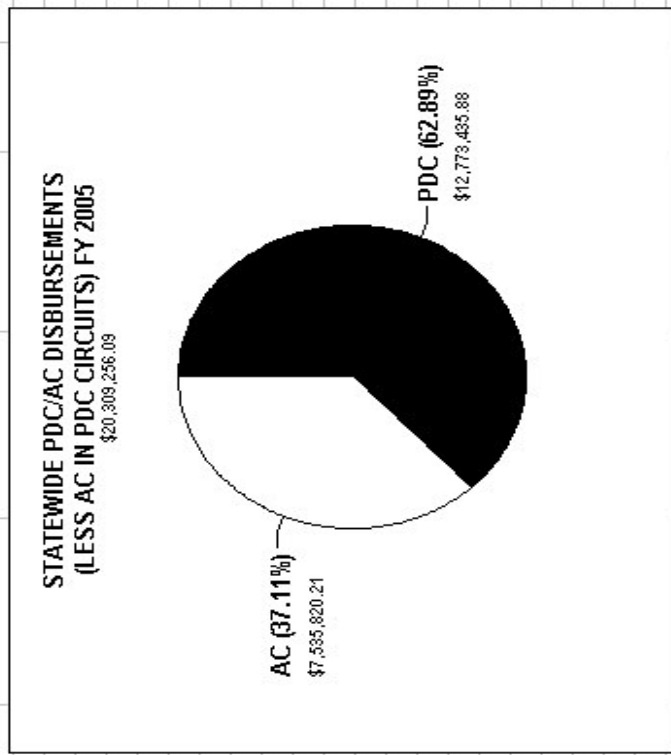


**STATEWIDE PDC/AC DISBURSEMENTS
 FY 2005**



STATISTICS FOR BOTH PDC AND APPOINTED COUNSEL STATEWIDE (less AC CLAIMS IN PDC CIRCUITS)

CASE TYPES	PDC CASES OPENED COMPARED TO AC CLAIMS PAID FY 2005			PDC DISBURSEMENTS			AC DISBURSEMENTS		
	PDC	AC	%AC	DISBURSEMENTS	DISBURSEMENTS	TOTAL	%PDC	%AC	%AC
FELONY	7249	2785	27.76%	\$12,773,435.88	\$7,535,820.21	\$20,309,256.09	62.89%	37.11%	
MISD.	16376	4594	21.91%						
MH	1251	1758	58.42%						
JUV.	2133	1661	43.78%						
PAR./PROB	648	346	34.81%						
TERM/ABUSE	297	1426	82.76%						
HABEAS/SC	88	139	61.23%						
OTHER	633	357	36.06%						
TOTAL	28675	13066	31.30%						
				AVG PDC COST PER CASE	AVG AC COST PER CASE				
				\$445.46	\$576.75				



1ST CIRCUIT (BROOKE, HANCOCK & OHIO COUNTIES)

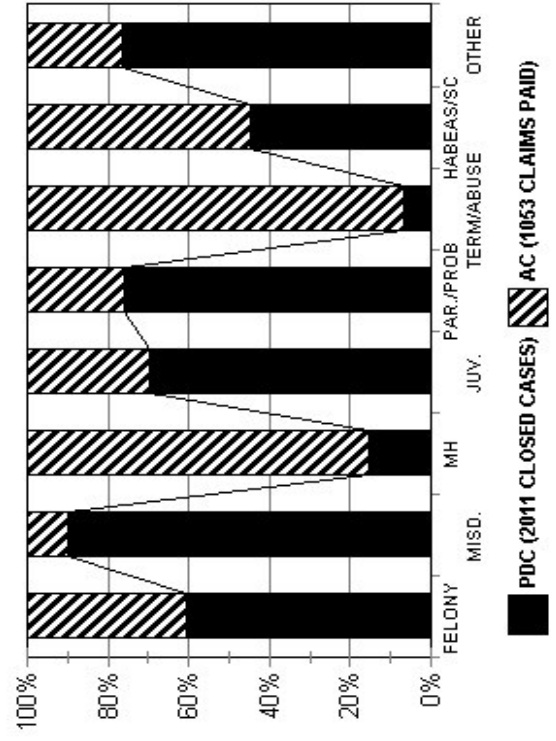
PDC CASES CLOSED COMPARED TO AC CLAIMS PAID FY 2005

CASE TYPES	PDC	AC	TOTAL	%PDC	%AC
FELONY	321	210	531	60.45%	39.55%
MISD.	1299	143	1442	90.08%	9.92%
MH	67	374	441	15.19%	84.81%
JUV.	149	65	214	69.63%	30.37%
PAR./PROB	85	27	112	75.89%	24.11%
TERM/ABUSE	14	203	217	6.45%	93.55%
HABEAS/SC	8	10	18	44.44%	55.56%
OTHER	68	21	89	76.40%	23.60%
TOTAL	2011	1053	3064	65.63%	34.37%

	PDC DISBURSEMENTS	AC DISBURSEMENTS	TOTAL	%PDC	%AC
	\$845,100.35	\$916,983.52	\$1,762,083.87	47.96%	52.04%
	AVG PDC COST PER CASE	AVG AC COST PER CASE			
	\$420.24	\$870.83			

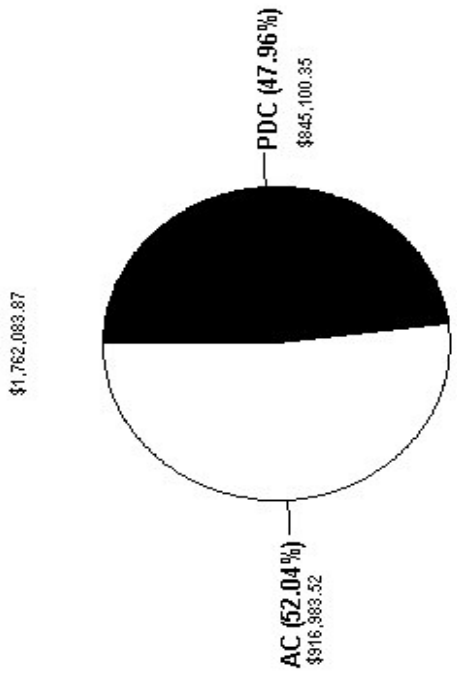
1ST CIRCUIT CLOSED CASES/CLAIMS PAID

FY 2005



1ST CIRCUIT PDC/AC DISBURSEMENTS

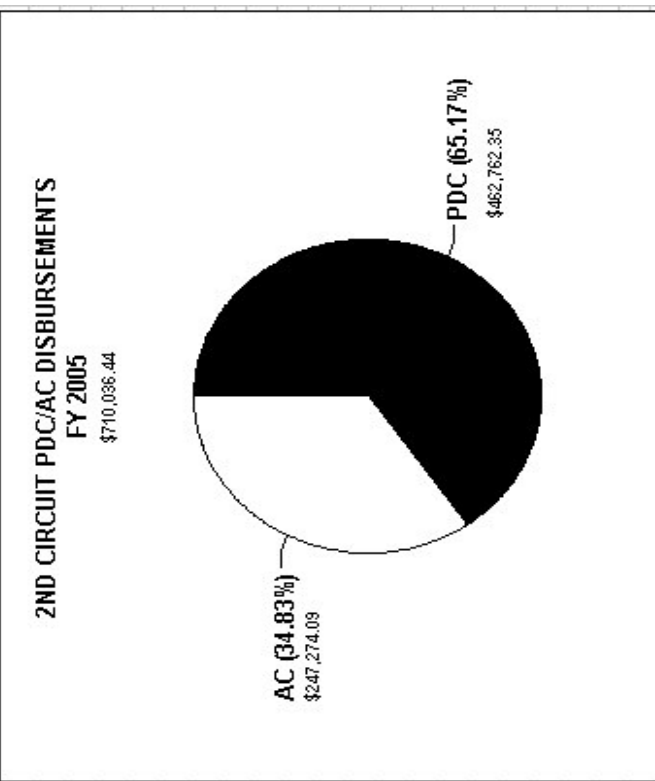
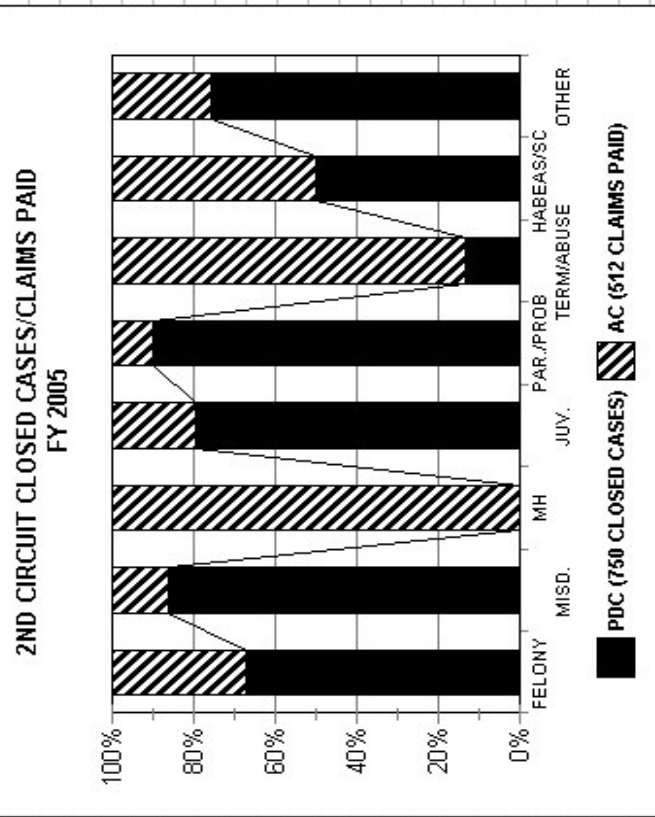
FY 2005



**2ND CIRCUIT (MARSHALL, TYLER, & WETZEL COUNTIES)
PDC CASES CLOSED COMPARED TO AC CLAIMS PAID FY 2005**

CASE TYPES	PDC	AC	TOTAL	%PDC	%AC
FELONY	149	73	222	67.12%	32.88%
MISD.	411	65	476	86.34%	13.66%
MH	0	233	233	0.00%	100.00%
JUV.	121	31	152	79.61%	20.39%
PAR./PROB	28	3	31	90.32%	9.68%
TERM/ABUSE	15	98	113	13.27%	86.73%
HABEAS/SC	1	1	2	50.00%	50.00%
OTHER	25	8	33	75.76%	24.24%
TOTAL	750	512	1262	59.43%	40.57%

	PDC DISBURSEMENTS	AC DISBURSEMENTS	TOTAL	%PDC	%AC
	\$462,762.35	\$247,274.09	\$710,036.44	65.17%	34.83%
AVG PDC COST PER CASE	\$617.02	AVG AC COST PER CASE	\$482.96		



5TH CIRCUIT (CALHOUN, JACKSON, MASON & ROANE COUNTIES)

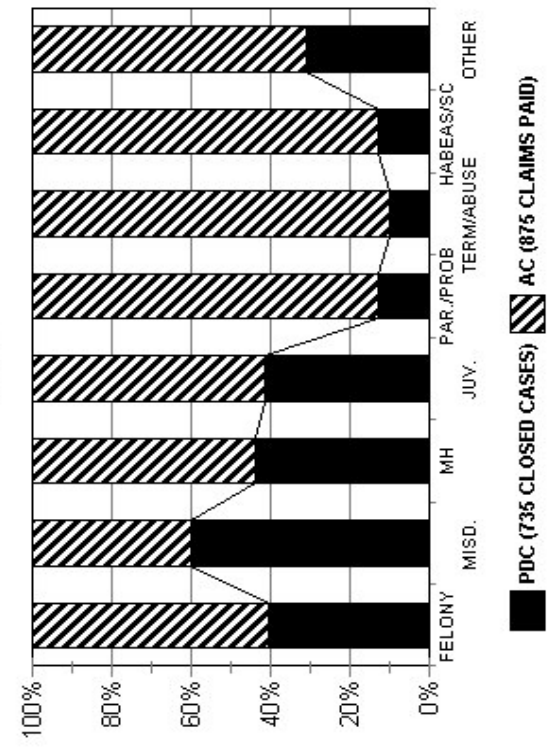
PDC CASES CLOSED COMPARED TO AC CLAIMS PAID FY 2005

*A Circuit Court order prohibits PDC work in Mason County. All indigent work is performed by Appointed Counsel.

CASE TYPES	PDC		AC		%PDC		%AC		PDC		AC		TOTAL	%PDC	%AC
	DISBURSEMENTS	PER CASE	DISBURSEMENTS	PER CASE	DISBURSEMENTS	PER CASE	DISBURSEMENTS	PER CASE	DISBURSEMENTS	PER CASE	DISBURSEMENTS	PER CASE			
FELONY	165	244	409	59.66%	\$515,748.35	\$701.70	40.34%	59.66%	\$515,748.35	\$701.70	\$567,785.95	\$648.90	\$1,083,534.30	47.60%	52.40%
MISD.	403	270	673	40.12%			59.88%	40.12%							
MH	97	124	221	56.11%			43.89%	56.11%							
JUV.	44	63	107	58.88%			41.12%	58.88%							
PAR./PROB	3	21	24	87.50%			12.50%	87.50%							
TERM/ABUSE	14	128	142	90.14%			9.86%	90.14%							
HABEAS/SC	1	7	8	87.50%			12.50%	87.50%							
OTHER	8	18	26	69.23%			30.77%	69.23%							
TOTAL	735	875	1610	54.35%			45.65%	54.35%							

5TH CIRCUIT CLOSED CASES/CLAIMS PAID

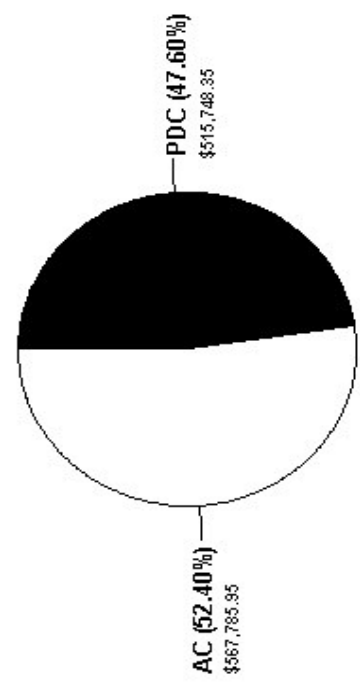
FY 2005



5TH CIRCUIT PDC/AC DISBURSEMENTS

FY 2005

\$1,083,534.30



6TH CIRCUIT and 24TH (CABELL & WAYNE COUNTIES)

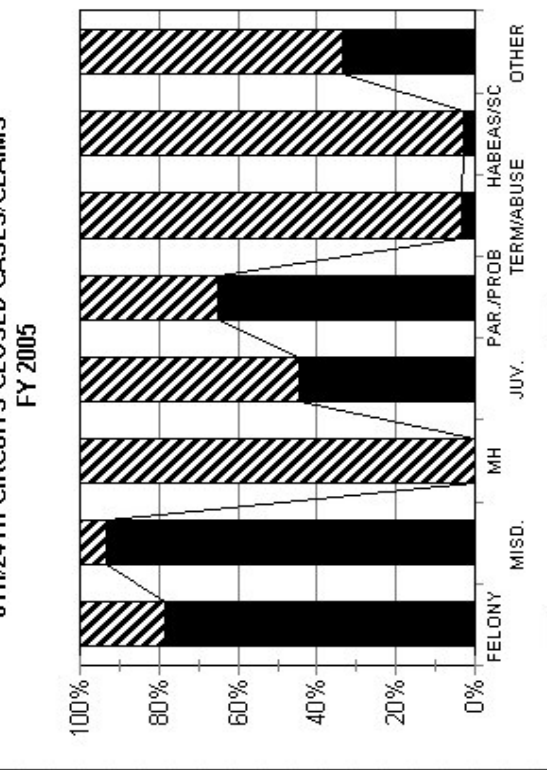
PDC CASES CLOSED COMPARED TO AC CLAIMS PAID FY 2005

*The 6th/24th Circuits operate under one Public Defender Corporation. AC figures include both Cabell and Wayne Counties.

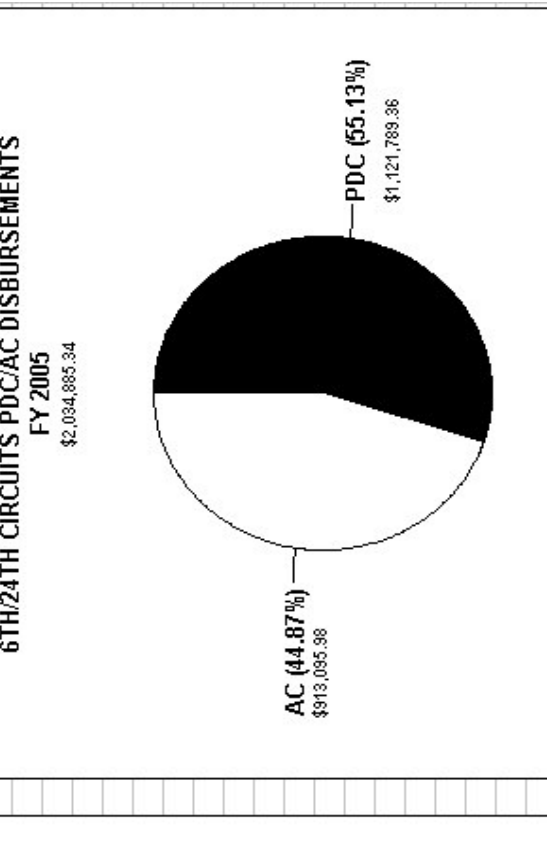
CASE TYPES	PDC		AC		%PDC		%AC	
	DISBURSEMENTS	%AC	DISBURSEMENTS	%AC	DISBURSEMENTS	%AC	DISBURSEMENTS	%AC
FELONY	1216	334	1550	21.55%	78.45%	1550	21.55%	
MISD.	2759	205	2964	93.08%	6.92%	2964	6.92%	
MH	1	1106	1107	0.09%	99.91%	1107	99.91%	
JUV.	242	302	544	44.49%	55.51%	544	55.51%	
PAR./PROB	50	27	77	64.94%	35.06%	77	35.06%	
TERM/ABUSE	10	283	293	3.41%	96.59%	293	96.59%	
HABEAS/SC	1	34	35	2.86%	97.14%	35	97.14%	
OTHER	8	16	24	33.33%	66.67%	24	66.67%	
TOTAL	4287	2307	6594	65.01%	34.99%	6594	34.99%	

PDC		AC	
DISBURSEMENTS	TOTAL	DISBURSEMENTS	TOTAL
\$1,121,789.36	\$2,034,885.34	\$913,095.98	\$2,034,885.34
AVG PDC COST PER CASE		AVG AC COST PER CASE	
\$261.67		\$395.79	

6TH/24TH CIRCUITS CLOSED CASES/CLAIMS FY 2005

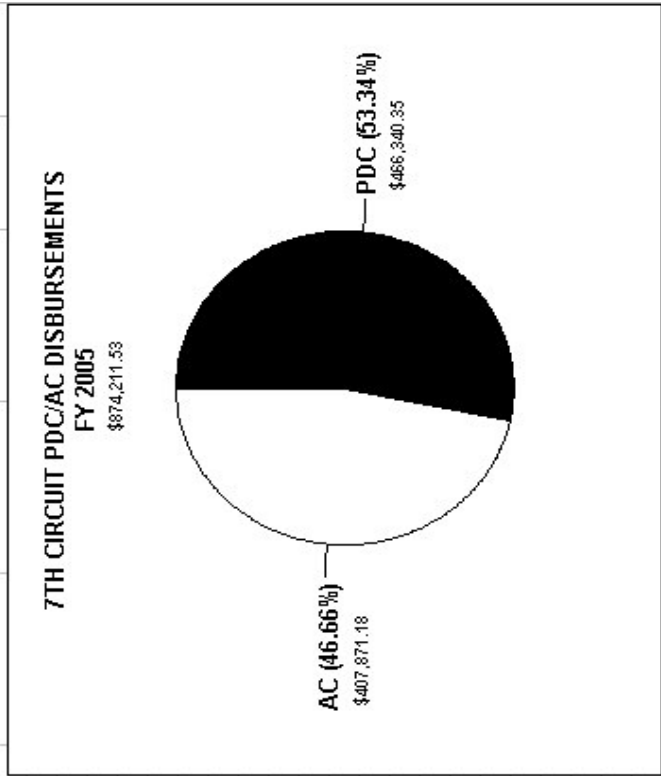
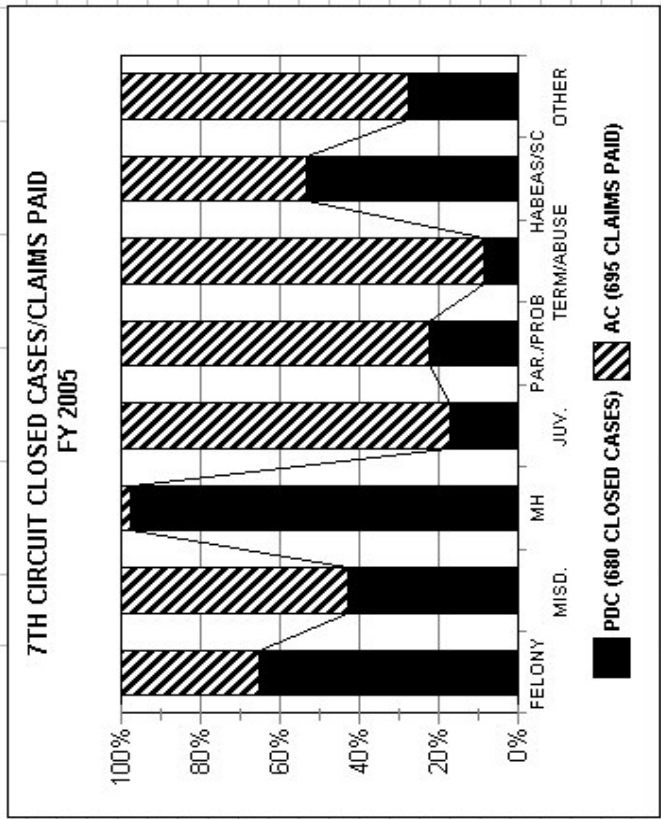


6TH/24TH CIRCUITS PDC/AC DISBURSEMENTS FY 2005



7TH CIRCUIT (LOGAN COUNTY) PDC CASES CLOSED COMPARED TO AC CLAIMS PAID FY 2005						
CASE TYPES	PDC	AC	TOTAL	%PDC	%AC	
FELONY	201	108	309	65.05%	34.95%	
MISD.	255	340	595	42.86%	57.14%	
MH	174	4	178	97.75%	2.25%	
JUV.	23	113	136	16.91%	83.09%	
PAR./PROB	6	21	27	22.22%	77.78%	
TERM/ABUSE	8	89	97	8.25%	91.75%	
HABEAS/SC	8	7	15	53.33%	46.67%	
OTHER	5	13	18	27.78%	72.22%	
TOTAL	680	695	1375	49.45%	50.55%	

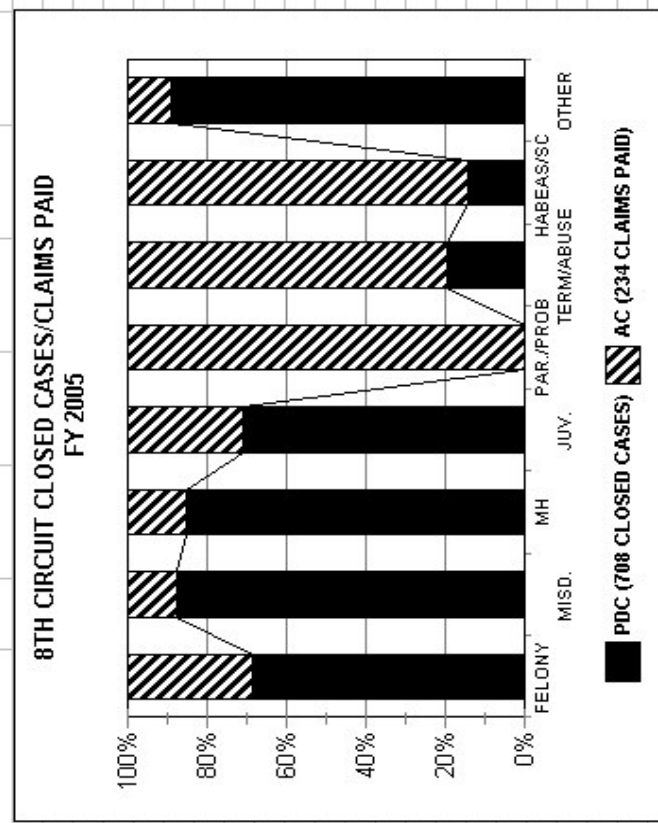
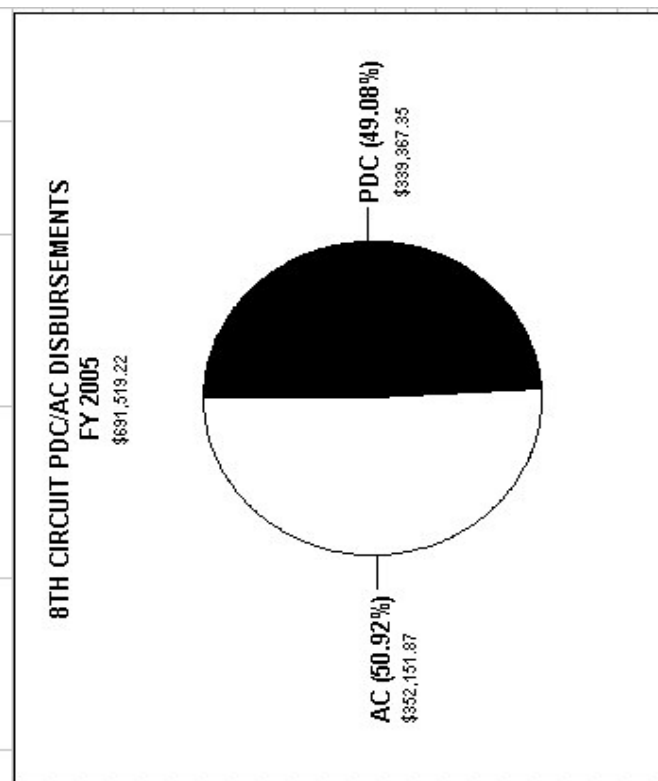
PDC DISBURSEMENTS				AC DISBURSEMENTS			
DISBURSEMENTS	AVG PDC COST PER CASE	DISBURSEMENTS	AVG AC COST PER CASE	TOTAL	%PDC	%AC	
\$466,340.35	\$685.79	\$407,871.18	\$586.87	\$874,211.53	53.34%	46.66%	



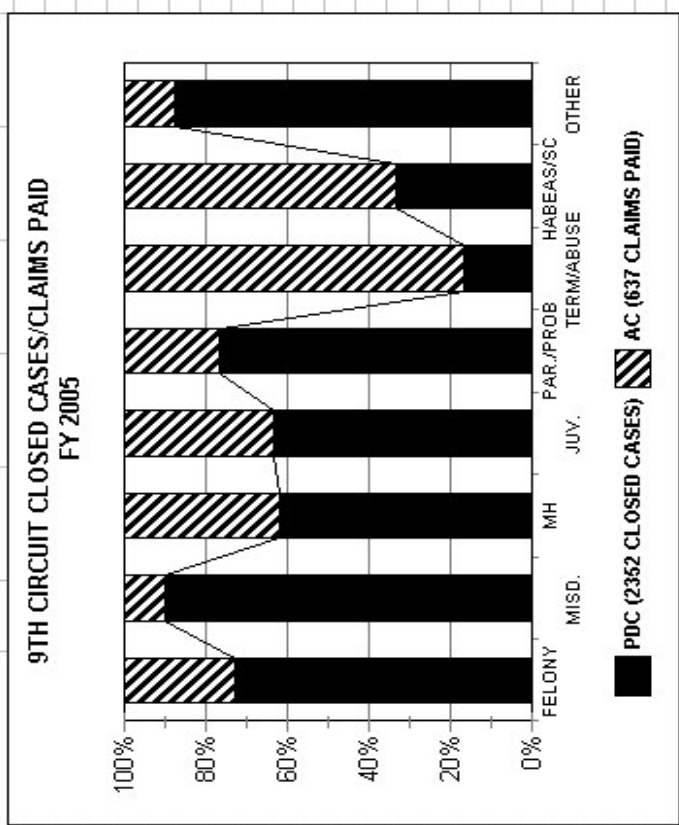
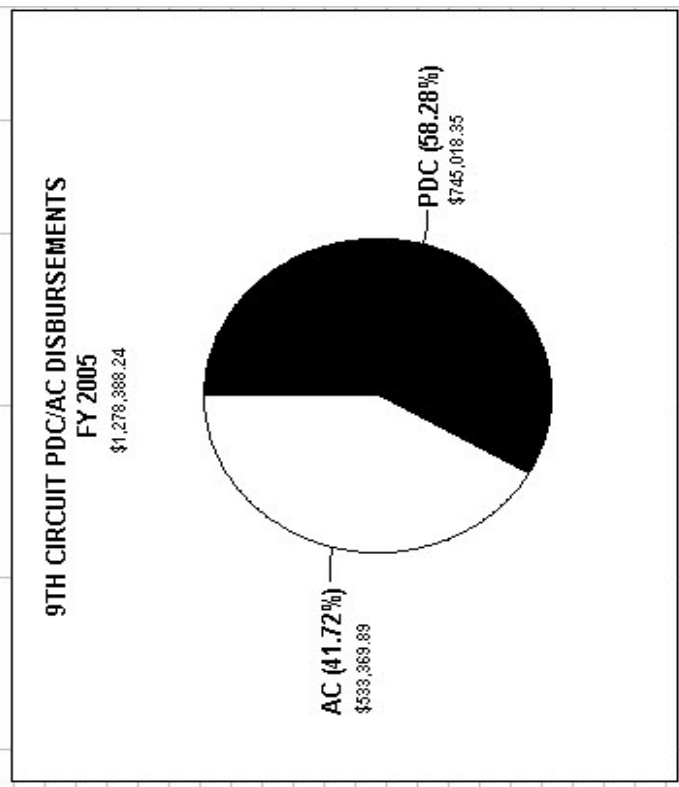
8TH CIRCUIT (MCDOWELL COUNTY)						
PDC CASES CLOSED COMPARED TO AC CLAIMS PAID FY 2005						
CASE TYPES	PDC	AC	TOTAL	%PDC	%AC	
FELONY	154	70	224	68.75%	31.25%	
MISD.	443	63	506	87.55%	12.45%	
MH	23	4	27	85.19%	14.81%	
JUV.	47	19	66	71.21%	28.79%	
PAR./PROB	0	2	2	0.00%	100.00%	
TERM/ABUSE	16	67	83	19.28%	80.72%	
HABEAS/SC	1	6	7	14.29%	85.71%	
OTHER	24	3	27	88.89%	11.11%	
TOTAL	708	234	942	75.16%	24.84%	

PDC		AC	
DISBURSEMENTS	\$	DISBURSEMENTS	\$
\$339,367.35		\$352,151.87	
AVG PDC COST PER CASE	\$479.33	AVG AC COST PER CASE	\$1,504.92

PDC		AC	
DISBURSEMENTS	%	DISBURSEMENTS	%
\$339,367.35	49.08%	\$691,519.22	50.92%

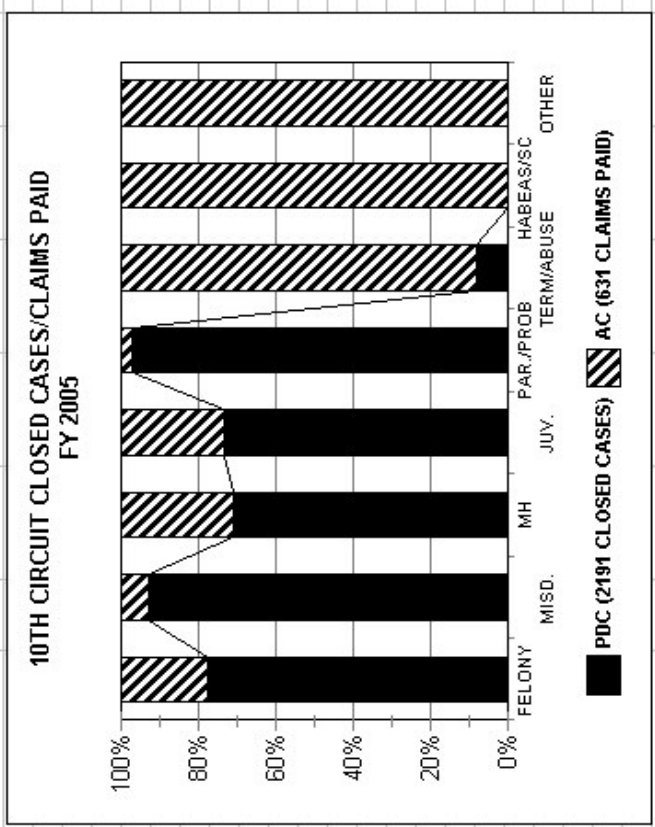
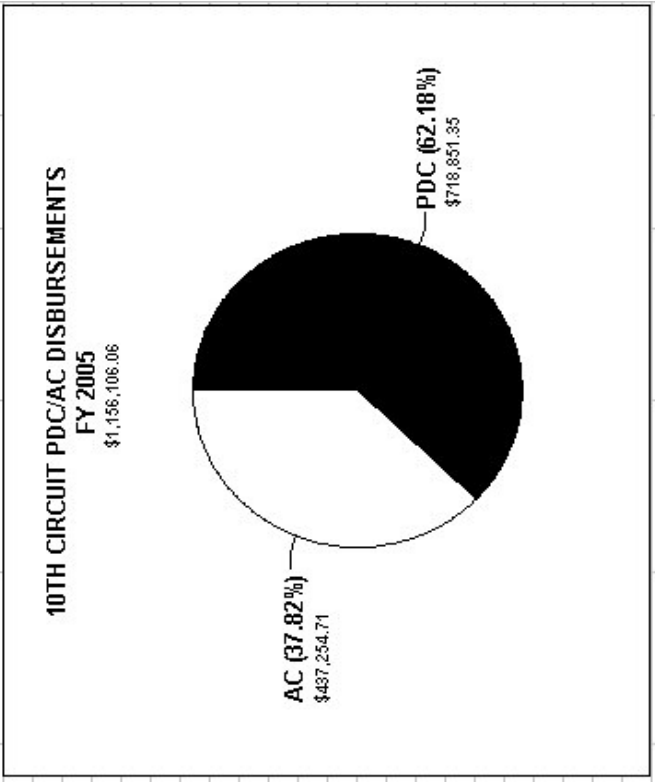


9TH CIRCUIT (MERCER COUNTY) PDC CASES CLOSED COMPARED TO AC CLAIMS PAID FY 2005										
CASE TYPES	PDC	AC	TOTAL	%PDC	%AC	PDC DISBURSEMENTS	AC DISBURSEMENTS	TOTAL	%AC	
FELONY	500	186	686	72.89%	27.11%	\$745,018.35	\$533,369.89	\$1,278,388.24	58.28%	41.72%
MISD.	1507	166	1673	90.08%	9.92%					
MH	93	57	150	62.00%	38.00%					
JUV.	67	39	106	63.21%	36.79%					
PAR./PROB	79	24	103	76.70%	23.30%					
TERM/ABUSE	28	143	171	16.37%	83.63%					
HABEAS/SC	6	12	18	33.33%	66.67%					
OTHER	72	10	82	87.80%	12.20%					
TOTAL	2352	637	2989	78.69%	21.31%	\$316.76	\$837.32			



10TH CIRCUIT (RALEIGH COUNTY)						
PDC CASES CLOSED COMPARED TO AC CLAIMS PAID FY 2005						
CASE TYPES	PDC	AC	TOTAL	%PDC	%AC	
FELONY	474	138	612	77.45%	22.55%	
MISD.	1205	90	1295	93.05%	6.95%	
MH	273	111	384	71.09%	28.91%	
JUV.	156	56	212	73.58%	26.42%	
PAR./PROB	64	2	66	96.97%	3.03%	
TERM/ABUSE	19	224	243	7.82%	92.18%	
HABEAS/SC	0	8	8	0.00%	100.00%	
OTHER	0	2	2	0.00%	100.00%	
TOTAL	2191	631	2822	77.64%	22.36%	

PDC		AC	
DISBURSEMENTS	\$	DISBURSEMENTS	\$
	\$718,851.35		\$437,254.71
Avg PDC Cost	PER CASE	Avg AC Cost	PER CASE
	\$328.09		\$692.96
TOTAL	\$1,156,106.06	TOTAL	\$1,156,106.06
			62.18%
			37.82%

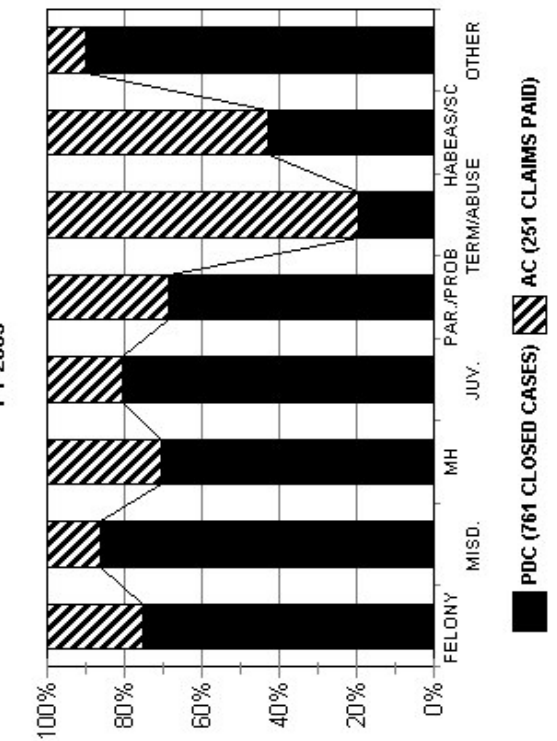


**11TH CIRCUIT (GREENBRIER & POCAHONTAS COUNTIES)
 PDC CASES CLOSED COMPARED TO AC CLAIMS PAID FY 2005**

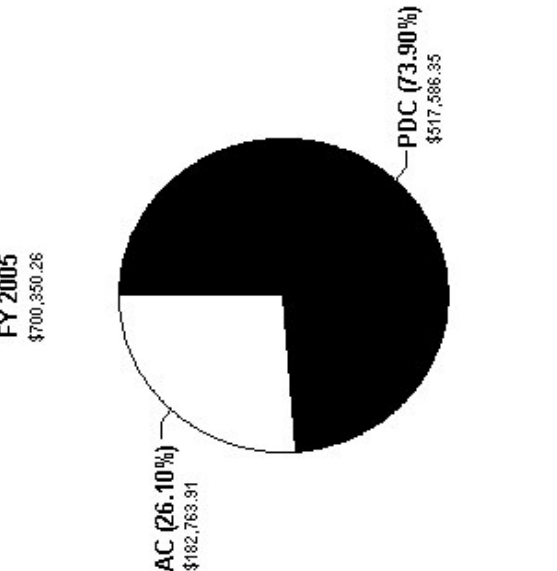
CASE TYPES	PDC	AC	TOTAL	%PDC	%AC
FELONY	198	65	263	75.29%	24.71%
MISD.	352	57	409	86.06%	13.94%
MH	97	41	138	70.29%	29.71%
JUV.	46	11	57	80.70%	19.30%
PAR./PROB	13	6	19	68.42%	31.58%
TERM/ABUSE	15	63	78	19.23%	80.77%
HABEAS/SC	3	4	7	42.86%	57.14%
OTHER	37	4	41	90.24%	9.76%
TOTAL	761	251	1012	75.20%	24.80%

	PDC DISBURSEMENTS	AC DISBURSEMENTS	TOTAL	%PDC	%AC
	\$517,586.35	\$182,763.91	\$700,350.26	73.90%	26.10%
	AVG PDC COST PER CASE	AVG AC COST PER CASE			
	\$680.14	\$728.14			

**11TH CIRCUIT CLOSED CASES/CLAIMS PAID
 FY 2005**

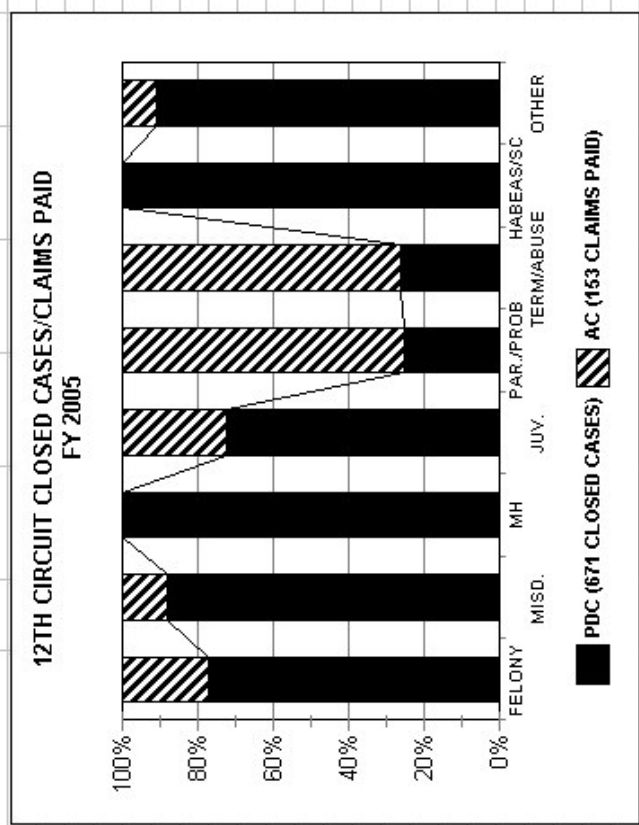
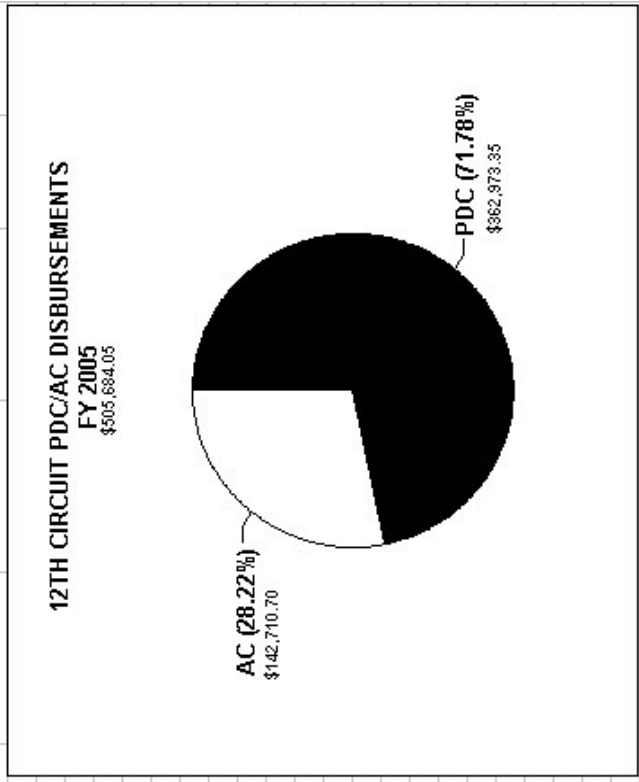


**11TH CIRCUIT PDC/AC DISBURSEMENTS
 FY 2005**



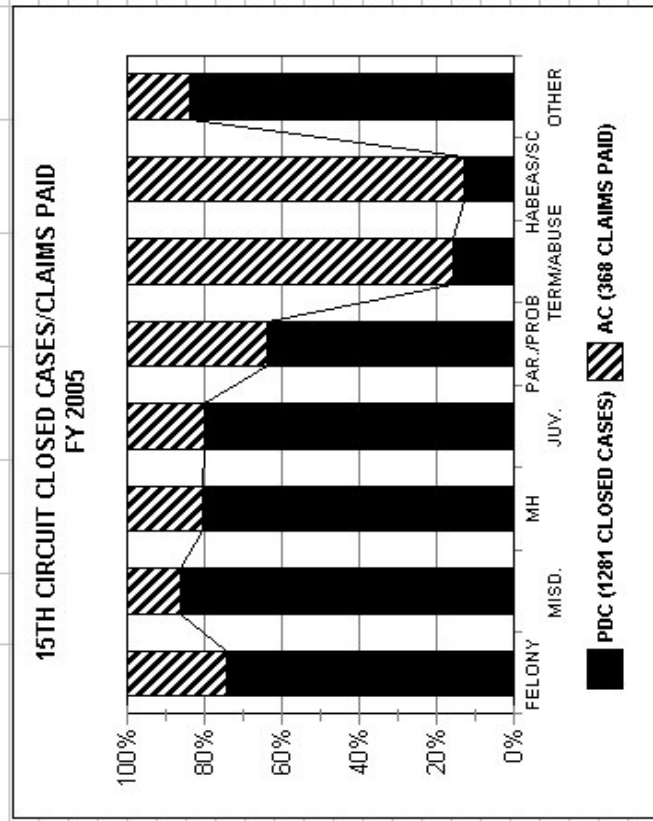
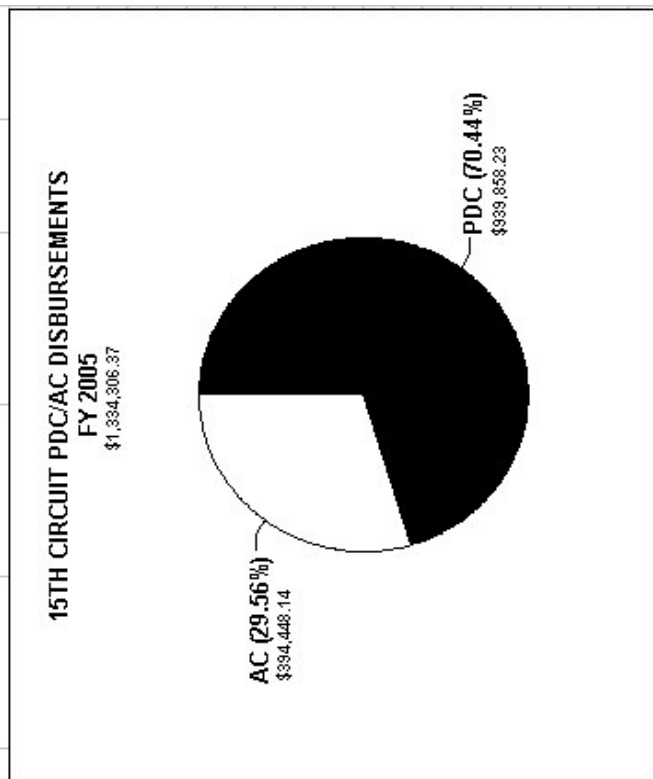
12TH CIRCUIT (FAYETTE COUNTY)						
PDC CASES CLOSED COMPARED TO AC CLAIMS PAID FY 2005						
CASE TYPES	PDC	AC	TOTAL	%PDC	%AC	
FELONY	185	54	239	77.41%	22.59%	
MISD.	377	52	429	87.88%	12.12%	
MH	26	0	26	100.00%	0.00%	
JUV.	13	5	18	72.22%	27.78%	
PAR./PROB	1	3	4	25.00%	75.00%	
TERM/ABUSE	12	34	46	26.09%	73.91%	
HABEAS/SC	6	0	6	100.00%	0.00%	
OTHER	51	5	56	91.07%	8.93%	
TOTAL	671	153	824	81.43%	18.57%	

PDC DISBURSEMENTS	AC DISBURSEMENTS	TOTAL	%PDC	%AC
\$362,973.35	\$142,710.70	\$505,684.05	71.78%	28.22%
AVG PDC COST PER CASE	AVG AC COST PER CASE			
\$540.94	\$932.75			



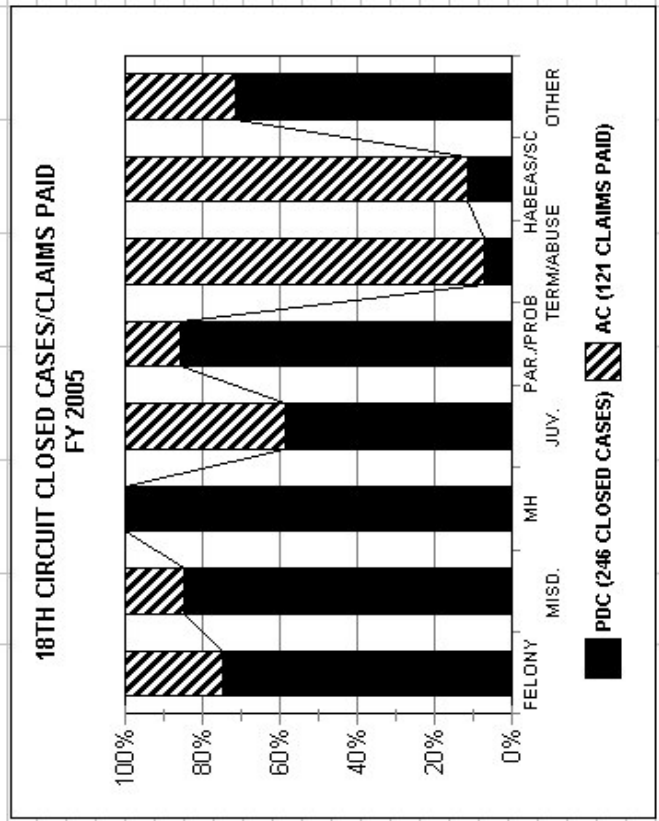
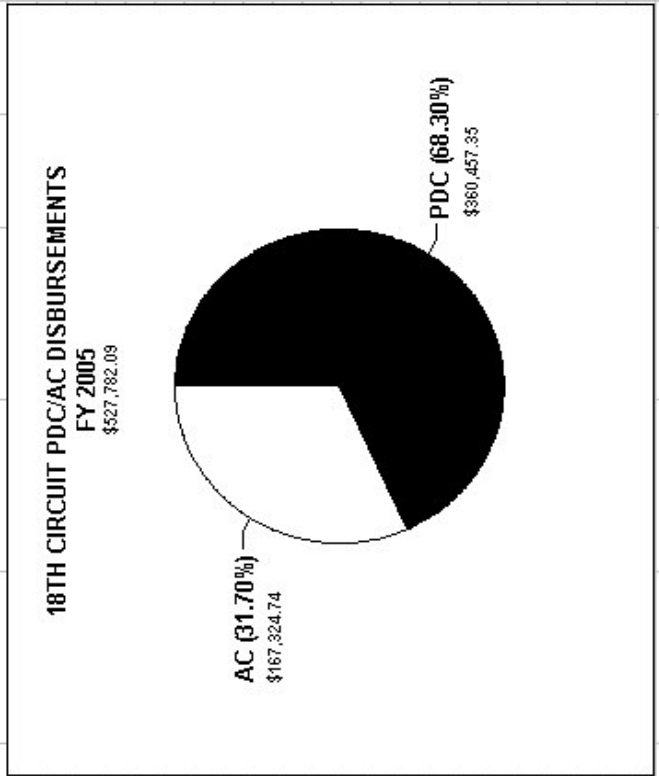
15TH CIRCUIT (HARRISON COUNTY) PDC CASES CLOSED COMPARED TO AC CLAIMS PAID FY 2005						
CASE TYPES	PDC	AC	TOTAL	%PDC	%AC	
FELONY	275	94	369	74.53%	25.47%	
MISD.	674	107	781	86.30%	13.70%	
MH	49	12	61	80.33%	19.67%	
JUV.	206	51	257	80.16%	19.84%	
PAR./PROB	32	18	50	64.00%	36.00%	
TERM/ABUSE	12	66	78	15.38%	84.62%	
HABEAS/SC	2	14	16	12.50%	87.50%	
OTHER	31	6	37	83.78%	16.22%	
TOTAL	1281	368	1649	77.68%	22.32%	

15TH CIRCUIT PDC/AC DISBURSEMENTS FY 2005 \$1,334,306.37			
PDC DISBURSEMENTS	AC DISBURSEMENTS	TOTAL	%AC
\$939,858.23	\$394,448.14	\$1,334,306.37	70.44%
AVG PDC COST PER CASE	AVG AC COST PER CASE		
\$733.69	\$1,071.87		



18TH CIRCUIT (PRESTON COUNTY)						
PDC CASES CLOSED COMPARED TO AC CLAIMS PAID FY 2005						
CASE TYPES	PDC	AC	TOTAL	%PDC	%AC	
FELONY	74	25	99	74.75%	25.25%	
MISD.	96	17	113	84.96%	15.04%	
MH	38	0	38	100.00%	0.00%	
JUV.	17	12	29	58.62%	41.38%	
PAR./PROB	6	1	7	85.71%	14.29%	
TERM/ABUSE	4	54	58	6.90%	93.10%	
HABEAS/SC	1	8	9	11.11%	88.89%	
OTHER	10	4	14	71.43%	28.57%	
TOTAL	246	121	367	67.03%	32.97%	

PDC		AC		TOTAL	
DISBURSEMENTS	\$	DISBURSEMENTS	\$	TOTAL	\$
	\$360,457.35		\$167,324.74	\$527,782.09	
AVG PDC COST PER CASE	\$1,465.27	AVG AC COST PER CASE	\$1,382.85		

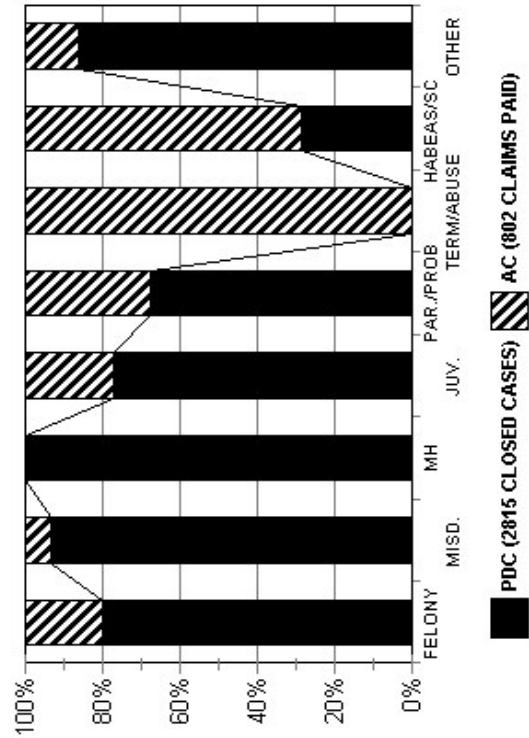


**23RD CIRCUIT (BERKELEY, JEFFERSON & MORGAN COUNTIES)
 PDC CASES CLOSED COMPARED TO AC CLAIMS PAID FY 2005**

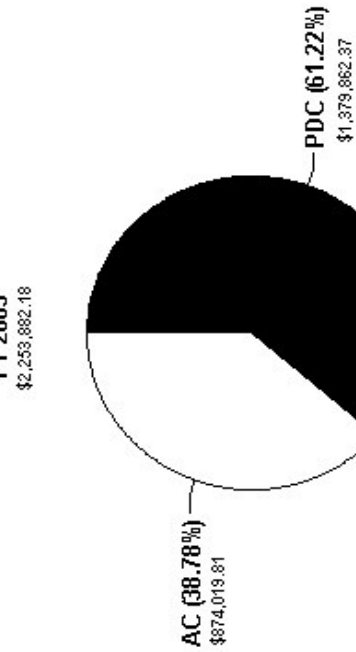
CASE TYPES	PDC	AC	TOTAL	%PDC	%AC
FELONY	948	236	1184	80.07%	19.93%
MISD.	1325	96	1421	93.24%	6.76%
MH	93	0	93	100.00%	0.00%
JUV.	337	101	438	76.94%	23.06%
PAR./PROB	52	25	77	67.53%	32.47%
TERM/ABUSE	0	311	311	0.00%	100.00%
HABEAS/SC	10	25	35	28.57%	71.43%
OTHER	50	8	58	86.21%	13.79%
TOTAL	2815	802	3617	77.83%	22.17%

	PDC DISBURSEMENTS	AC DISBURSEMENTS	TOTAL	%PDC	%AC
	\$1,379,862.37	\$874,019.81	\$2,253,882.18	61.22%	38.78%
AVG PDC COST PER CASE	\$490.18	AVG AC COST PER CASE	\$1,089.80		

**23RD CIRCUIT CLOSED CASES/CLAIMS PAID
 FY 2005**

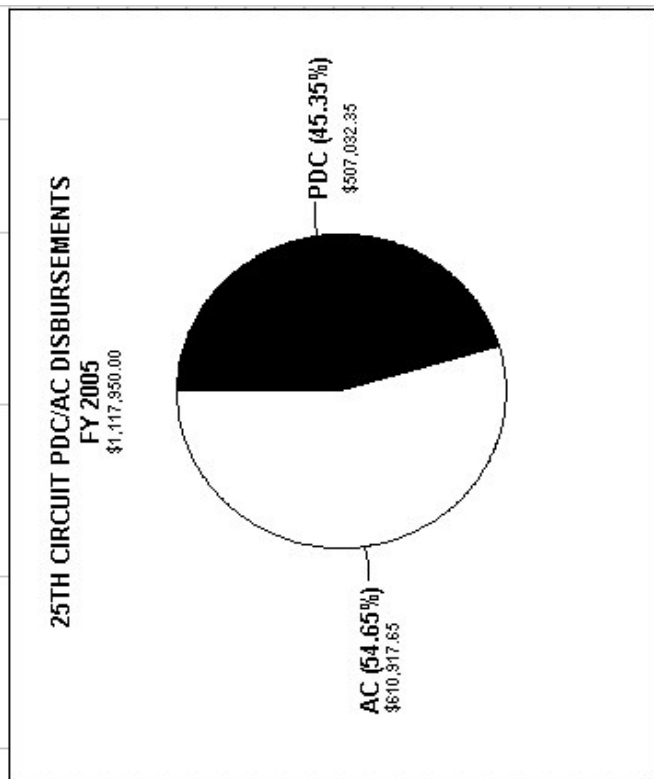
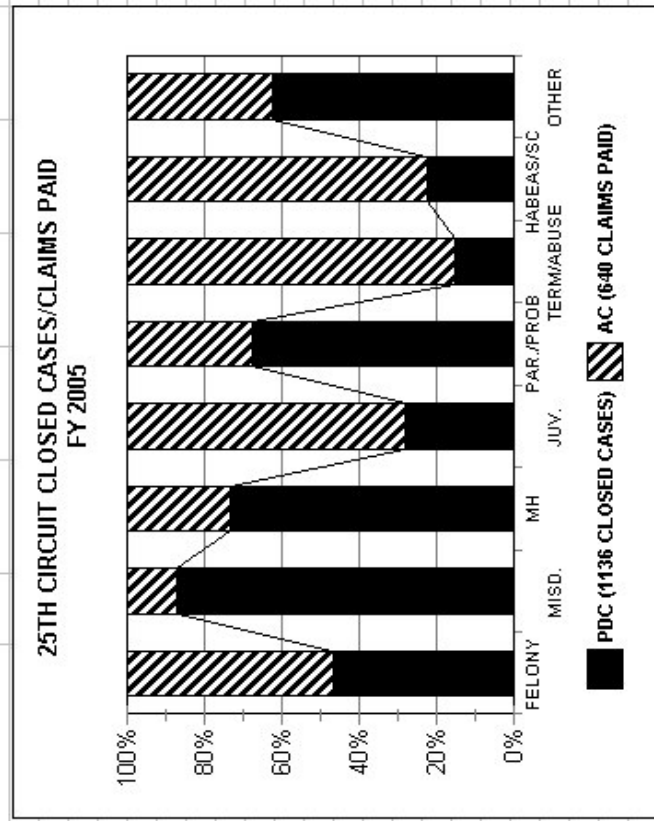


**23RD CIRCUIT PDC/AC DISBURSEMENTS
 FY 2005**



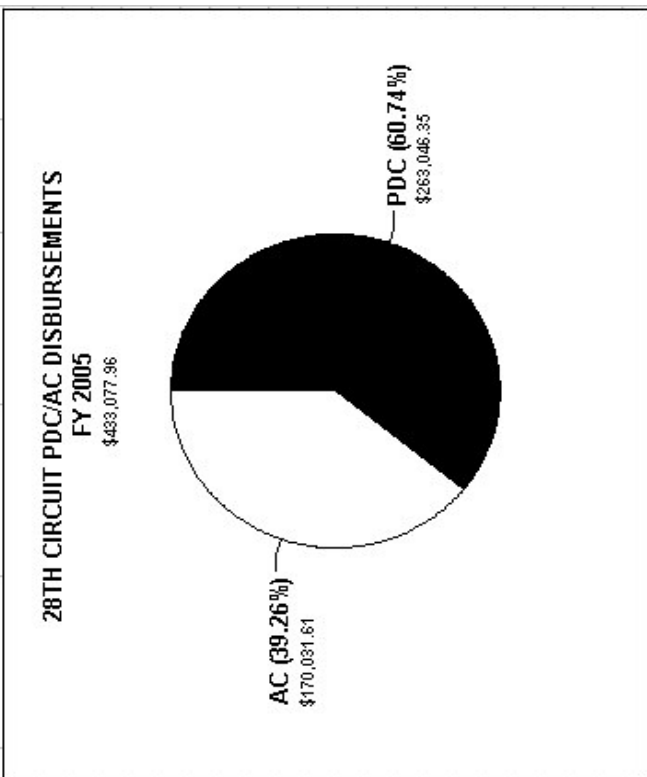
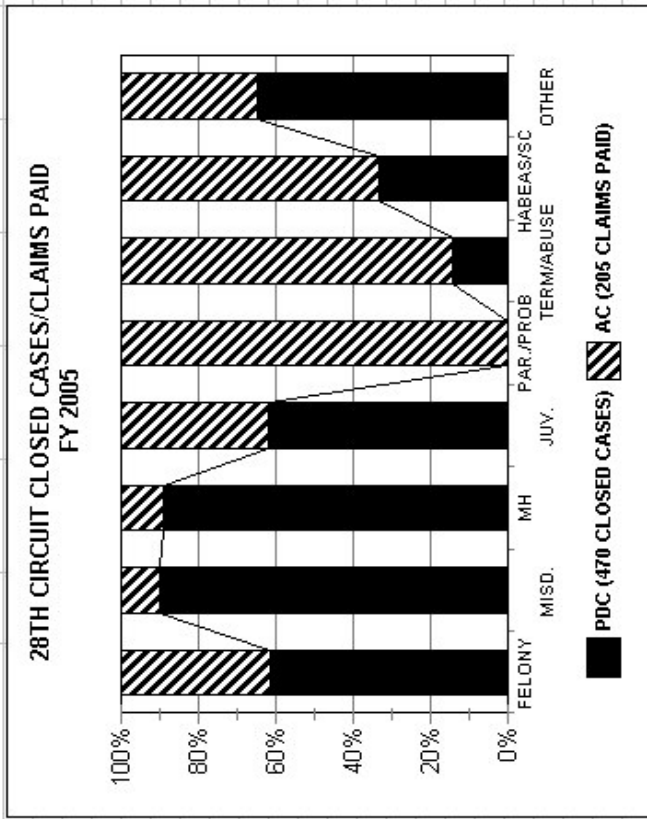
25TH CIRCUIT (BOONE & LINCOLN COUNTIES)						
PDC CASES CLOSED COMPARED TO AC CLAIMS PAID FY 2005						
CASE TYPES	PDC	AC	TOTAL	%PDC	%AC	
FELONY	167	190	357	46.78%	53.22%	
MISD.	670	96	766	87.47%	12.53%	
MH	136	49	185	73.51%	26.49%	
JUV.	62	158	220	28.18%	71.82%	
PAR./PROB	44	21	65	67.69%	32.31%	
TERM/ABUSE	17	96	113	15.04%	84.96%	
HABEAS/SC	2	7	9	22.22%	77.78%	
OTHER	38	23	61	62.30%	37.70%	
TOTAL	1136	640	1776	63.96%	36.04%	

PDC DISBURSEMENTS				AC DISBURSEMENTS			
DISBURSEMENTS	PER CASE	DISBURSEMENTS	PER CASE	TOTAL	%PDC	%AC	
\$507,032.35		\$610,917.65		\$1,117,950.00	45.35%	54.65%	
	AVG PDC COST PER CASE		AVG AC COST PER CASE				
	\$446.33		\$954.56				



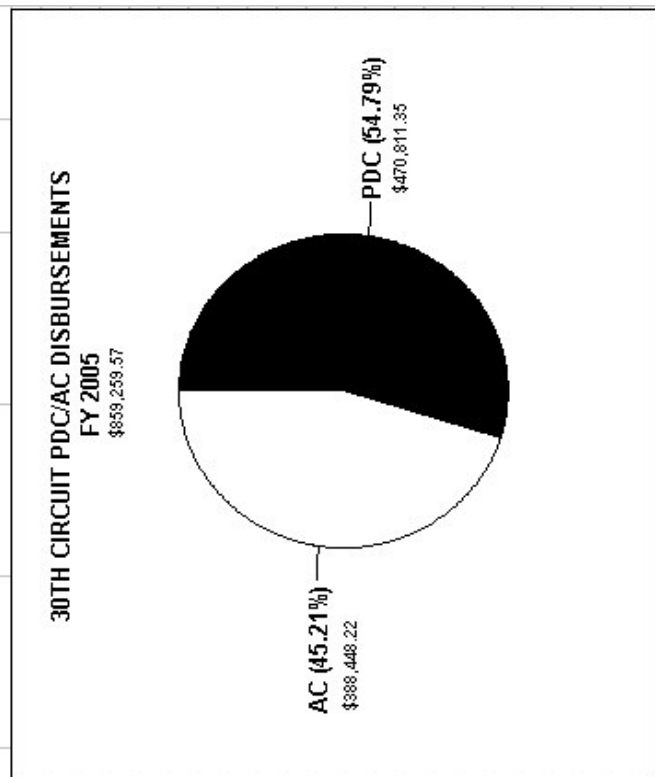
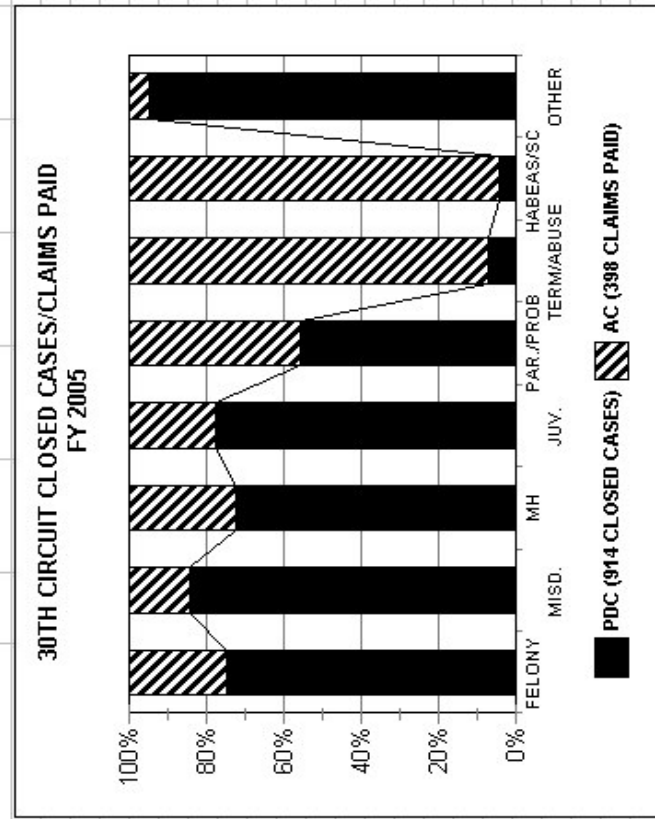
28TH CIRCUIT (NICHOLAS COUNTY)						
PDC CASES CLOSED COMPARED TO AC CLAIMS PAID FY 2005						
CASE TYPES	PDC	AC	TOTAL	%PDC	%AC	
FELONY	107	67	174	61.49%	38.51%	
MISD.	278	31	309	89.97%	10.03%	
MH	33	4	37	89.19%	10.81%	
JUV.	26	16	42	61.90%	38.10%	
PAR./PROB	0	5	5	0.00%	100.00%	
TERM/ABUSE	12	73	85	14.12%	85.88%	
HABEAS/SC	1	2	3	33.33%	66.67%	
OTHER	13	7	20	65.00%	35.00%	
TOTAL	470	205	675	69.63%	30.37%	

PDC DISBURSEMENTS	AC DISBURSEMENTS	TOTAL	%PDC	%AC
\$263,046.35	\$170,031.61	\$433,077.96	60.74%	39.26%
AVG PDC COST PER CASE	AVG AC COST PER CASE			
\$559.67	\$829.42			



30TH CIRCUIT (MINGO COUNTY)						
PDC CASES CLOSED COMPARED TO AC CLAIMS PAID FY 2005						
CASE TYPES	PDC	AC	TOTAL	%PDC	%AC	
FELONY	255	86	341	74.78%	25.22%	
MISD.	442	83	525	84.19%	15.81%	
MH	55	21	76	72.37%	27.63%	
JUV.	127	36	163	77.91%	22.09%	
PAR./PROB	5	4	9	55.56%	44.44%	
TERM/ABUSE	11	143	154	7.14%	92.86%	
HABEAS/SC	1	24	25	4.00%	96.00%	
OTHER	18	1	19	94.74%	5.26%	
TOTAL	914	398	1312	69.66%	30.34%	

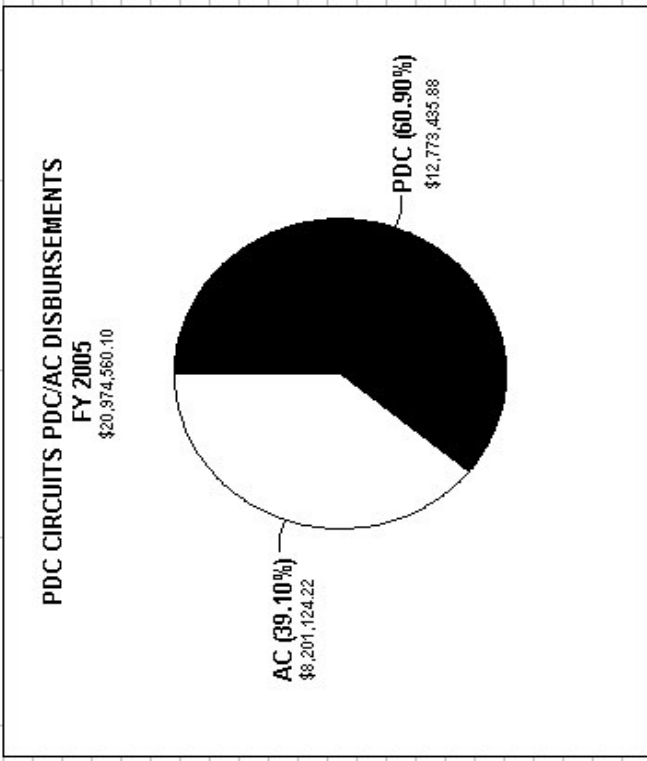
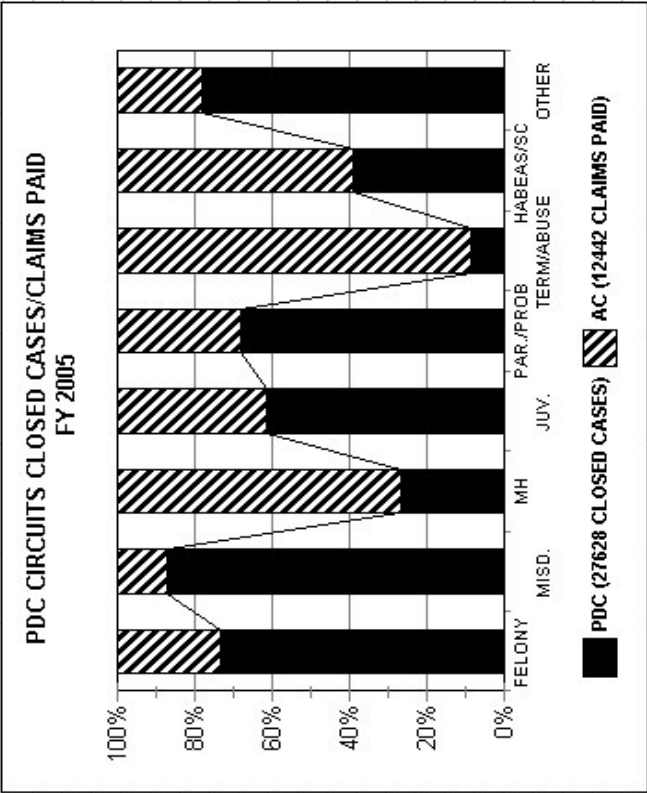
PDC		AC		TOTAL	
DISBURSEMENTS	%PDC	DISBURSEMENTS	%AC	TOTAL	%AC
\$470,811.35	54.79%	\$388,448.22	45.21%	\$859,259.57	45.21%
AVG PDC COST PER CASE		AVG AC COST PER CASE			
\$515.11		\$976.00			



**ALL PUBLIC DEFENDER CORPORATION CIRCUITS (18 CIRCUITS 29 COUNTIES)
 PDC CASES CLOSED COMPARED TO AC CLAIMS PAID FY 2005**

CASE TYPES	PDC	AC	TOTAL	%PDC	%AC
FELONY	6991	2522	9513	73.49%	26.51%
MISD.	15978	2302	18280	87.41%	12.59%
MH	1255	3463	4718	26.60%	73.40%
JUV.	1996	1252	3248	61.45%	38.55%
PAR./PROB	514	239	753	68.26%	31.74%
TERM/ABUSE	207	2312	2519	8.22%	91.78%
HABEAS/SC	124	194	318	38.99%	61.01%
OTHER	563	158	721	78.09%	21.91%
TOTAL	27628	12442	40070	68.95%	31.05%

	PDC DISBURSEMENTS	AC DISBURSEMENTS	TOTAL	%PDC	%AC
	\$12,773,435.88	\$8,201,124.22	\$20,974,560.10	60.90%	39.10%
AVG PDC COST PER CASE	\$462.34	AVG AC COST PER CASE	\$659.15		

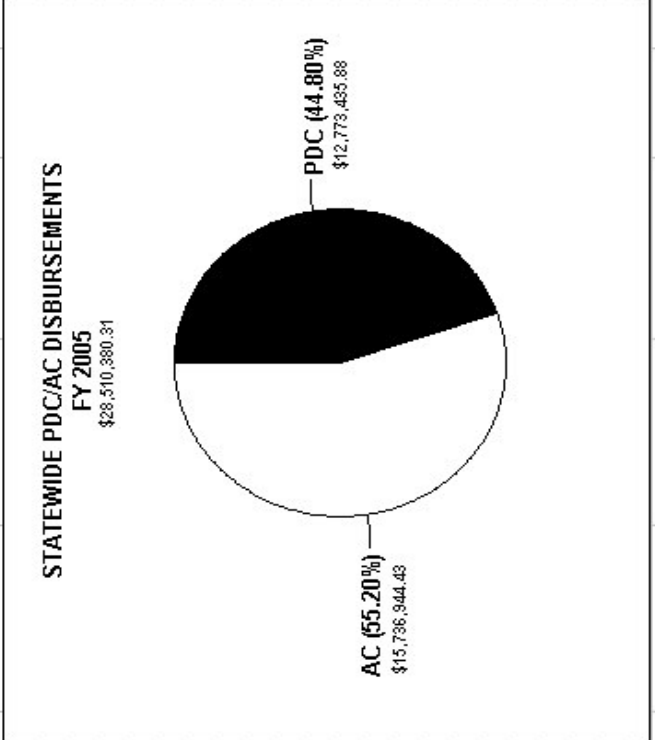
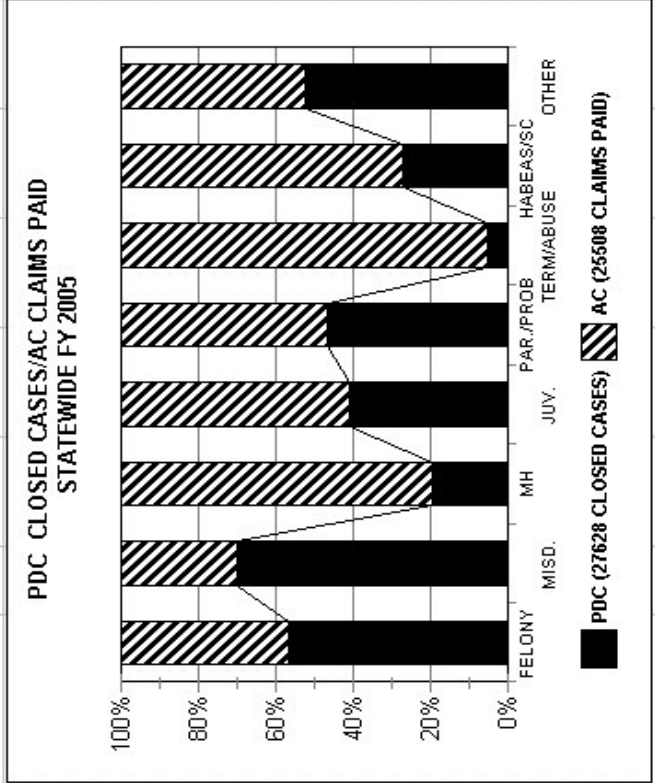


**STATISTICS FOR BOTH PDC AND APPOINTED COUNSEL STATEWIDE
PDC CASES CLOSED COMPARED TO AC CLAIMS PAID FY 2005**

CASE TYPES	PDC	AC	TOTAL	%PDC	%AC
FELONY	6991	5307	12298	56.85%	43.15%
MISD.	15978	6896	22874	69.85%	30.15%
MH	1255	5221	6476	19.38%	80.62%
JUV.	1996	2913	4909	40.66%	59.34%
PAR./PROB	514	586	1099	46.77%	53.23%
TERM/ABUSE	207	3738	3945	5.25%	94.75%
HABEAS/SC	124	333	457	27.13%	72.87%
OTHER	563	515	1078	52.23%	47.77%
TOTAL	27628	25508	53136	51.99%	48.01%

PDC DISBURSEMENTS	AC DISBURSEMENTS	TOTAL	%PDC	%AC
\$12,773,435.88	\$15,736,944.43	\$28,510,380.31	44.80%	55.20%

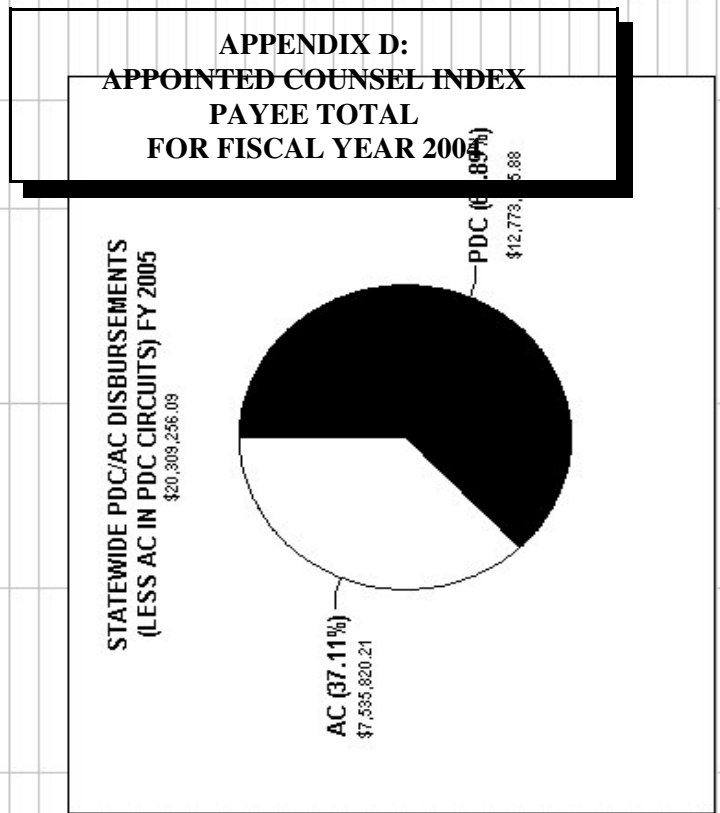
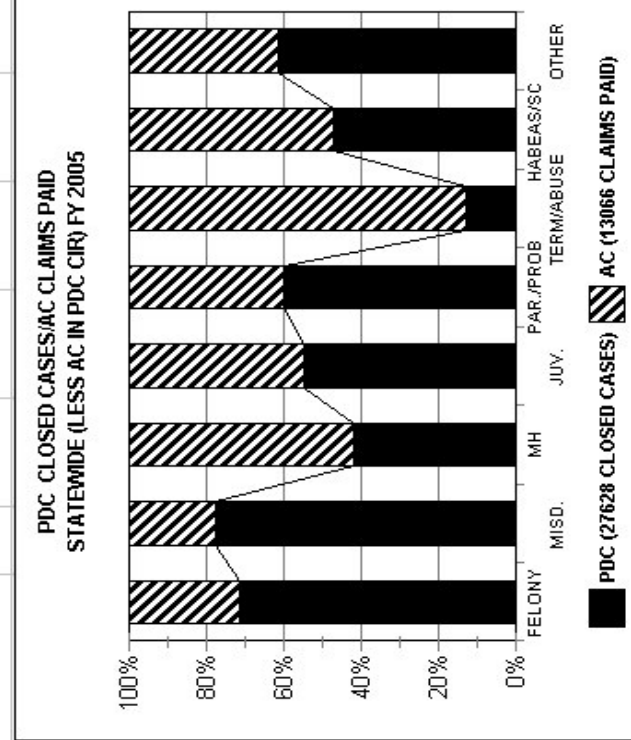
Avg PDC Cost Per Case	Avg AC Cost Per Case
\$462.34	\$616.94



STATISTICS FOR BOTH PDC AND APPOINTED COUNSEL STATEWIDE (less AC CLAIMS IN PDC CIRCUITS)

PDC CASES CLOSED COMPARED TO AC CLAIMS PAID FY 2005	PDC	AC	TOTAL	%PDC	%AC
CASE TYPES					
FELONY	6991	2785	9776	71.51%	28.49%
MISD.	15978	4594	20572	77.67%	22.33%
MH	1255	1758	3013	41.65%	58.35%
JUV.	1996	1661	3657	54.58%	45.42%
PAR./PROB	514	346	860	59.77%	40.23%
TERM/ABUSE	207	1426	1633	12.68%	87.32%
HABEAS/SC	124	139	263	47.15%	52.85%
OTHER	563	357	920	61.20%	38.80%
TOTAL	27628	13066	40694	67.89%	32.11%

	PDC DISBURSEMENTS	AC DISBURSEMENTS	TOTAL	%PDC	%AC
	\$12,773,435.88	\$7,535,820.21	\$20,309,256.09	62.89%	37.11%
AVG PDC COST PER CASE	\$462.34	\$576.75			
AVG AC COST PER CASE					



**APPENDIX D:
APPOINTED COUNSEL INDEX
PAYEE TOTAL FOR
FISCAL YEAR 2005**

**WEST VIRGINIA PUBLIC DEFENDER SERVICES
 APPOINTED COUNSEL FEES & EXPENSES PAID
 FISCAL YEAR 2005
 DESCENDING ORDER BY TOTAL \$
 Appointed Counsel and Service Providers Separate**

PAYEE	VOUCHER TOTAL	# OF CLAIMS
CLAGETT GOREY CASTEEL & TIPTON	317,456.04	494
WHITEMAN BURDETTE PLLC	186,325.73	177
HAUGHT IRA M	155,012.65	120
LESTER WILLIAM M	151,630.12	165
WINDOM RODNEY C	133,090.88	105
RADCLIFF PATRICK LC	129,316.34	222
WHITE KEITH	118,186.90	314
VICTOR VICTOR & HELGOE LLP	117,987.18	98
HASSAN RONALD D	113,183.50	89
NEISWONGER & WHITE	106,591.85	289
COLLINS & COURTRIGHT	105,759.71	222
BARRAT ROBERT E	105,387.90	139
VALENTINO WILLIAM RIDER	104,856.53	145
MULLINS CHARLES B II	104,238.50	112
GORDON MARGARET A B	103,725.16	72
NANNERS & WILLETT LC LAW OFFICES OF	103,684.42	132
DILLON WELLS H	103,165.45	138
KIRKPATRICK & HAYDEN LAW OFFICE PLLC	101,261.24	126
BRYANT CARL P	101,242.60	237
STEPHENS GLORIA M	100,373.88	38
COREY DANIEL S	99,621.50	105
FREEMAN & NIEZGODA PLLC	98,571.97	130
NESSER KERRY A	98,482.00	80
SHAFFER & SHAFFER	96,625.61	87
RADMAN SCOTT S	95,941.11	213
WIEDEL DIANA CARTER	95,934.79	102
POWELL JAMES MILTON	94,729.50	114
ISNER JUDITH A	93,128.67	106
JACOVETTY GERALD G JR LC	89,927.10	317
GARRETT & GARRETT	89,857.23	68
BELLOMY & TURNER LC	88,056.14	175
BARRY CHAD D LC	87,567.85	237
SKAGGS G ERNEST	86,686.41	76
MAYNARD TERESA D	86,341.65	108
HAWKINS JAMES E JR	86,103.10	390
SHAY DANA R	85,034.39	69
FARBER MICHAEL C	82,871.86	100
JUDY & JUDY	81,822.65	101
NOONE ROBERT T	80,262.90	60
MANYPENNY J PERRY	77,346.20	110
BARNABEI FERRO & OLEJASZ	77,316.44	102
ESPOSITO & ESPOSITO	76,810.04	125
TROISI JOSEPH G	75,791.18	147

**WEST VIRGINIA PUBLIC DEFENDER SERVICES
 APPOINTED COUNSEL FEES & EXPENSES PAID
 FISCAL YEAR 2005
 DESCENDING ORDER BY TOTAL \$
 Appointed Counsel and Service Providers Separate**

PAYEE	VOUCHER TOTAL	# OF CLAIMS
CURRY DENNIS H	75,282.50	33
MCGRAW WARREN R II	74,632.30	57
KEENER RAYMOND III	74,081.20	667
SHAW & TATTERSON LC	72,477.24	239
WILLIAMS JOHN E JR	72,186.91	52
VANNOSTRAND & MORTON	71,627.82	92
FITTRO JONATHAN	71,049.64	62
BARR JACK C	70,828.44	182
KARICKHOFF DAVID	68,326.48	96
HALL DWIGHT R	68,159.37	107
SUMMERS WILLIAM B	66,468.33	150
REGER JACOB E	66,408.58	205
CALLAGHAN & CALLAGHAN PLLC	66,375.29	54
JONES STEVEN A LC	65,930.74	66
MOSES JOSEPH J	65,834.53	57
FERRIS HOWARD M	65,421.70	210
PANCAKE F CODY III	64,977.85	63
PANEPINTO MARK D	64,606.20	19
BRISCOE L SCOTT	63,908.89	93
KIRK THOMAS L	63,801.00	30
WHITEMAN FRANCES C	62,416.86	52
PENNINGTON WILLIAM L	61,328.42	132
SHERMAN LAWRENCE E JR LC	61,288.20	74
HYER & LITTLEPAGE	60,660.03	71
REYNOLDS & BROWN PLLC	60,343.52	142
SANDERS AUSTIN PRUDICH & FLANIGAN	59,946.51	68
BAGBY STEVE	59,613.12	74
TORRES GEORGE M	59,610.65	130
SPILMAN THOMAS & BATTLE PLLC	59,450.79	26
DALBY NANCY A ATTY AT LAW PLLC	59,450.73	24
TATE REBECCA L	59,140.99	70
ORTEZA AILYNN MAE	59,138.40	37
SMITH & SCANTLEBURY LC	58,725.62	86
HUMBERSON DON A	57,708.61	51
MANCINI STEVEN K	55,982.07	91
POWELL JAMES CORBLEY	55,652.03	58
PEYTON HARVEY D	55,400.23	65
NAVY L VICTOR	55,098.63	79
WALL RANDALL D	54,991.41	349
DUTY WILLIAM H	54,232.00	51
STEPTOE & JOHNSON	53,922.44	16
PRALL THOMAS J	52,365.19	144
GEARY & GEARY LC	52,090.34	49

**WEST VIRGINIA PUBLIC DEFENDER SERVICES
 APPOINTED COUNSEL FEES & EXPENSES PAID
 FISCAL YEAR 2005
 DESCENDING ORDER BY TOTAL \$
 Appointed Counsel and Service Providers Separate**

PAYEE	VOUCHER TOTAL	# OF CLAIMS
THORNE STEVEN M	51,430.00	102
WEBB DAVID HAMILTON	51,417.49	66
NOGAY CATHRYN A	50,827.24	26
MORGAN DENNIE S JR	50,801.88	41
HATFIELD HARRY M	50,449.59	68
JARRELL ROBERT STEPHEN	49,751.38	101
LANE PAUL E	49,600.14	51
BULLMAN & BULLMAN	49,371.72	51
FITZ STEPHEN S	49,368.99	92
CARL KEATON & FRAZER PLLC	49,214.50	84
RODGERS JEFFREY S	48,876.63	101
MYERS HEIDI J	48,561.33	41
HUNT & SERRENO	48,450.61	47
WALLACE MICHAEL K	48,215.02	86
ELLEM JOHN N	47,638.00	272
OOTEN GRAYDON C JR	47,557.10	30
BOTTNER KIRK H LAW OFFICE PLLC	47,190.50	54
BURDETTE KRISTINE ADELE	47,187.95	63
ZIEGLER & GUNNOE LC	46,886.71	91
LUPARDUS TIMOTHY P	46,671.58	106
MILLER & DRAKE PLLC	45,680.24	77
HARTMAN & HARTMAN PLLC	45,206.81	72
BONINSEGNA SANTE JR	44,925.90	97
SUTTON & JANELLE PLLC	44,858.86	55
HARMAN MARLA ZELENE	44,488.78	39
DONNELLY CARBONE & BLAYDES PLLC	44,428.52	124
FLINCHUM R KEITH	44,382.20	67
HENDERSON & FUDA	44,320.32	38
HAYNIE BELINDA A	43,538.82	39
LOUDERBACK ROBIN R	43,415.50	316
HUFFMAN WILLIAM O	42,638.44	54
SPADARO LAURA E	42,402.18	29
GARRETT LINDA NELSON PLLC	42,358.28	31
BAILEY & HOWARD PLLC	42,216.46	115
ZIMAROWSKI JAMES B ESQ	42,187.02	46
BRECKINRIDGE DAVIS & SPROLES PLLC	42,112.37	59
ROTH LEGAL SERVICES LC	41,684.89	57
MCMILLION BEN	41,515.13	12
PRENTICE TIMOTHY H	41,355.00	98
ROSINSKY TIMOTHY P	41,335.38	27
CARR BRIAN KEITH	41,276.56	185
SPONAUGLE KEVIN C	41,118.53	49
POWELL CAROLINE STAFFORD	40,742.00	51

**WEST VIRGINIA PUBLIC DEFENDER SERVICES
 APPOINTED COUNSEL FEES & EXPENSES PAID
 FISCAL YEAR 2005
 DESCENDING ORDER BY TOTAL \$
 Appointed Counsel and Service Providers Separate**

PAYEE	VOUCHER TOTAL	# OF CLAIMS
GUTMANN RICHARD M LC	40,489.47	48
CARROLL GALE E	40,245.14	60
MCNEER HIGHLAND MCMUNN & VARNER LC	39,723.95	50
ATKINS JAMES B	39,707.40	64
COLOSI LISA ROBINETTE	39,515.92	25
NEWBOLD WILEY W	39,302.58	54
DYER THOMAS G	39,171.54	26
RYAN KOURTNEY A	39,151.00	25
ARBUCKLE DOUGLAS H	38,943.15	37
HIVELY HERBERT L II	38,812.00	118
WHITE MAX H PLLC	38,282.45	134
PATTON ANDREW C	37,687.21	67
ARNOLD STEPHEN ANDREW	37,682.90	47
STOBBS R RUSSELL	37,488.41	41
MOUNTS TONYA L LC INC	36,665.28	19
ANDERSON PARKULO STANSBURY & ASSOCIATES LC	36,533.10	51
HAGER HARRY L	35,991.50	700
CHIDLAW SERVICES INC	35,419.68	54
DOUGLASS ERNEST M	34,903.79	127
RICE WILLIAM T	34,607.89	27
FORESTER WILLIAM T	34,595.61	72
THOMPSON & WEATHERHOLT PLLC	33,961.71	53
CASEY JAMES M	33,844.52	48
LAISHLEY JOHN	33,730.92	63
BAYLISS SHAWN D	33,074.09	67
GREGORY BETTY SUE CLARK	32,685.21	55
BROWN & LEVICOFF	32,429.62	125
SIMMONS & SIMMONS LC	31,976.62	23
CLINE MICHAEL R	31,786.75	80
SAL NATALIE J	31,028.80	42
HOBBS MARK E	30,035.05	29
ORNDORFF DAVID L	29,937.95	33
WEESE ROGER R	29,652.00	43
LASH FRANKLIN W	29,401.59	29
SAVILLE & STEWART PLLC	29,225.63	69
GIGGENBACH ELIZABETH K	29,211.67	19
TRUMP & TRUMP LC	29,099.55	46
MERRIFIELD RODNEY B	28,740.50	13
HART DAVID W	28,718.43	46
DEAN CHRISTOPHER LC	28,636.52	91
ROKISKY JEFFREY J	28,586.54	66
MOLESSA HEATHER IRELAND	28,544.80	41
HILL DAVID L	28,517.37	69

**WEST VIRGINIA PUBLIC DEFENDER SERVICES
 APPOINTED COUNSEL FEES & EXPENSES PAID
 FISCAL YEAR 2005
 DESCENDING ORDER BY TOTAL \$
 Appointed Counsel and Service Providers Separate**

PAYEE	VOUCHER TOTAL	# OF CLAIMS
ESPOSITO THOMAS E	28,491.12	47
MAZZEI ROCCO E	28,306.73	26
HILL PATRICIA TOLLE	27,986.82	25
BOWLES RICE MCDAVID GRAFF & LOVE	27,947.60	33
SANTER & SANTER	26,834.07	64
FILE PAYNE SCHERER & FILE	26,800.10	14
ROLL W DAN	26,765.06	54
ZAMOW THOMAS	26,607.05	31
BOWERS JEFFREY S	26,263.29	24
FARNSWORTH MICHAEL D JR	26,147.78	173
SKEEN KENNAD LEE II	26,133.83	21
YEAGER JOHN R JR	25,899.76	13
PARTAIN GEORGE L	25,609.21	82
WARMAN CHERYL L	25,252.33	40
EDWARDS JAMES BRYAN	25,233.08	32
ERHARD CRAIG P	25,124.05	36
MCFARLAND JOHN S	25,097.00	33
BUSCH ZURBUCH & THOMPSON PLLC	24,941.28	22
HAMILTON BURGESS YOUNG POLLARD HEWITT SALVATORE	24,845.95	51
MCCOY JAMES A JR	24,797.00	25
WATERS WARNER & HARRIS	24,359.60	38
MCDERMOTT DANA P	24,328.78	16
PENNINGTON DEANNA L	24,200.29	52
STAPLETON LAW OFFICES LC	23,703.29	16
PARMER LAW OFFICE	23,617.53	66
JUBA-PLUMLEY ROSALEE	23,512.50	52
WRIGHT LACY W JR	23,313.94	9
GARDNER & JACKSON	23,201.88	44
DEMOSS DAVID B	23,119.50	51
AUCREMANNE JOSEPH	23,066.60	21
SAFFER MARTIN V	23,015.00	21
PRESTON & WEESE LC	22,964.26	29
KURELAC PATRICIA A	22,932.74	25
TAYLOR PAUL G	22,653.90	18
PRITT JEFFRY A	22,509.39	70
JOHNSTON HOLROYD & ASSOCIATES	22,071.59	35
REGAN THOMAS M LC	22,033.32	28
BLEVINS MARK A	21,864.05	12
RUNDLE & RUNDLE LC	21,840.00	105
WILDMAN ERIC KEITH	21,672.00	30
ASHLEY ANITA HAROLD	21,616.49	26
DAVIS CHRISTOPHER A	21,609.49	50
GALL D CONRAD	21,498.91	24

**WEST VIRGINIA PUBLIC DEFENDER SERVICES
 APPOINTED COUNSEL FEES & EXPENSES PAID
 FISCAL YEAR 2005
 DESCENDING ORDER BY TOTAL \$
 Appointed Counsel and Service Providers Separate**

PAYEE	VOUCHER TOTAL	# OF CLAIMS
KING WAYNE	21,343.50	19
KOSTOL KAREN B	21,025.83	14
KARR DAVID JR	21,022.15	18
SNYDER & HASSIG	20,855.83	34
SCHEETZ CHRISTOPHER A	20,797.63	31
BISCHOFF DONALD K	20,753.54	25
ANDERSON CHARLES E	20,658.00	20
BRADLEY & ALBRIGHT PLLC	20,373.65	57
ROLLO LANCE E	20,345.47	101
WILLIS & CHATTIN	20,330.73	11
MARSTELLER DEREK W	20,286.04	12
KUYKENDALL WILLIAM R	20,276.23	23
MORGAN EDWARD WARD	20,220.34	6
BREECE SUSAN PLLC	19,812.48	6
HALLINAN JACQUELINE A	19,508.36	33
MORAN CATHERINE JANE	19,360.80	32
CONRAD & CONRAD	19,131.00	27
PHILLIPS P TODD	19,076.22	19
MARTINO GARY J	19,053.50	48
BENFORD LEE F II	18,830.34	23
BEANE JOHN D	18,801.22	30
FRANCIS ERIC M	18,788.93	19
MOYE DAVID O	18,773.65	20
PALMER JAMES J III	18,659.83	6
STOLZE GEORGE A	18,617.90	4
MCINTYRE RHONDA M	18,455.55	26
LACARIA PHILIP A	18,408.00	23
TYREE EMBREE & ASSOCIATES PLLC	18,363.49	30
KRATOVIL & AMORE PLLC	18,343.90	26
FLANIGAN JAMES L	18,190.09	33
BLYLER HOWARD J	18,187.91	63
MULLENS R MIKE & ASSOCIATES LC	18,174.61	24
STONE ROBERT C JR	18,113.82	20
FRANKOVITCH ANETAKIS COLANTONIO & SIMON	18,102.86	28
TAYLOR LAW FIRM PLLC	18,094.50	163
CARDOSO LEANNE B	18,075.57	19
DUFFY KEVIN C	17,687.78	14
BOOMER JAMES FRANKLIN	17,612.62	13
CONAWAY & CONAWAY	17,608.50	27
WALTERS KRAUSKOPF & BAKER	17,585.00	30
REEP CORNELIA	17,582.35	28
PYLES HAVILAND TURNER & SMITH LLP	17,547.70	37
MORRIS GARY W II	17,385.00	9

**WEST VIRGINIA PUBLIC DEFENDER SERVICES
 APPOINTED COUNSEL FEES & EXPENSES PAID
 FISCAL YEAR 2005
 DESCENDING ORDER BY TOTAL \$
 Appointed Counsel and Service Providers Separate**

PAYEE	VOUCHER TOTAL	# OF CLAIMS
REEDER & DUNHAM PLLC	17,173.45	67
LILLY MELISSA D	17,109.50	28
WHITT MICHAEL R	16,943.64	14
PELLEGRIN MARK P	16,675.00	48
LEFLER CHRISTOPHER D	16,563.08	55
CONNER APRIL D	16,352.21	23
ROLLO EDMUND J	16,326.50	20
REXROAD WILLETT & NANNERS PLLC	16,098.80	19
COOPER PRESTON & DOUGLAS PLLC	16,078.31	22
CHRIST KATRINA M LAW FIRM LC	15,995.90	24
MCCUE LISA V	15,897.38	35
SHARLEY MICHAEL J	15,808.10	23
BURTON KILGORE LAZENBY & CASSELL PLLC	15,534.04	33
TYSON DAVID R	15,525.67	24
WEESE TRACY	15,255.08	14
SIRK TIMOTHY M	15,214.30	47
CRAIG A COURTENAY	15,191.50	11
BRYAN CARSON N	15,173.76	22
SPRIGGS LISA F	14,836.48	15
CHASE JOHN K IV	14,727.98	23
BEAN & BEAN	14,688.90	28
CALLEN CHRIS F	14,633.85	18
GIBSON MICHAEL F	14,550.76	33
BREWER & GIGGENBACH PLLC	14,147.88	35
CABANISS MARK	14,079.77	30
NESTOR JASON A	13,987.78	19
SCOTT CINDY S	13,860.57	20
MCDERMOTT & BONENBERGER PLLC	13,797.68	49
KELLEY LEGAL SERVICES PLLC	13,757.78	24
GREINER & CYRUS LC	13,745.50	19
FOLICKMAN PAMELA R LAW OFFICE OF	13,743.08	35
MUSGRAVE RAYMOND G	13,603.90	23
BYRNE & HEDGES	13,599.54	13
HAMILTON CHARLES R	13,375.00	33
ANDERSON PATRICK B	13,282.81	29
GRUNAU DAVID M	13,035.00	20
KAYSER LAYNE & CLARK PLLC	12,977.57	44
SPONAUGLE & SPONAUGLE	12,935.50	12
ALEXANDER MATTHEW W	12,767.19	32
KLATT W HOWARD	12,754.75	10
BETER GEORGE D	12,718.00	4
STANTON G PATRICK JR	12,636.46	3
MATKO EDMUND	12,566.24	29

**WEST VIRGINIA PUBLIC DEFENDER SERVICES
 APPOINTED COUNSEL FEES & EXPENSES PAID
 FISCAL YEAR 2005
 DESCENDING ORDER BY TOTAL \$
 Appointed Counsel and Service Providers Separate**

PAYEE	VOUCHER TOTAL	# OF CLAIMS
OLSZEWSKI & QUINLIN PC	12,494.10	21
MORGAN TONY	12,409.90	24
SELDEN STANLEY I	12,359.95	7
MATHEWS REBECCA ANN	12,256.59	76
MORGAN E LAVOYD JR	12,242.60	25
RODRIGUEZ KENNETH M	12,129.91	25
FERGUSON LISA WEESE	12,062.08	50
VITAL ROBERT E LC	11,968.24	3
WOOTON LAW FIRM	11,967.00	24
SIMMONS EUGENE M	11,817.31	22
BOUCHILLON CROSSAN & COLBURN LC	11,794.00	9
BEVERIDGE BRENT E	11,778.53	28
ANDERSON DAVID M	11,774.64	65
THOMAS SHANNON R	11,723.85	16
WALKER JAMES A	11,644.94	24
MCINTYRE-NICHOLSON RACHELLE D	11,625.56	26
WILMOTH DAVID H LC	11,612.98	26
POLING LECKTA L	11,482.32	6
ATKINS PAUL S	11,480.00	153
BILLHEIMER LAW FIRM PLLC	11,424.87	14
SIMMONS HUNTER D	11,293.25	36
PRICE LOUIE T	11,215.57	17
EILAND & BENNETT	11,202.44	10
SPAULDING BERNARD L	11,186.90	37
CICCARELLO DEL GUIDICE & LAFON	11,175.68	23
NEWMAN KEITH L	10,904.00	20
CLINE-GENTILE DELLA	10,784.02	7
HEDGES JONES WHITTIER & HEDGES	10,730.84	29
RICHARDSON RICHARDSON & CAMPBELL	10,648.09	24
ROOP SMITH & ROOP LAW OFFICE	10,525.50	22
OSHOWAY F JOHN	10,450.12	24
DOWNING MARVIN L	10,445.13	14
HOWLEY LOREN B	10,378.50	15
KERNS TIMOTHY J	10,342.50	15
BLIZZARD GEORGE DANIEL II PLLC	10,335.94	11
RYMER GARY L	10,285.43	7
AVIS WITTEN & WANDLING LC	10,254.57	26
BAILEY REGGIE R	10,224.74	29
DOWNEY MARY M	10,018.15	1
VAN BIBBER G WAYNE	10,000.00	1
TWYMAN TODD A	9,917.86	14
BIBB & MCCULLOCH PLLC	9,889.50	20
LAMP PAT	9,825.53	23

**WEST VIRGINIA PUBLIC DEFENDER SERVICES
 APPOINTED COUNSEL FEES & EXPENSES PAID
 FISCAL YEAR 2005
 DESCENDING ORDER BY TOTAL \$
 Appointed Counsel and Service Providers Separate**

PAYEE	VOUCHER TOTAL	# OF CLAIMS
LA NEVE TODD F	9,713.59	7
HARRIS & HOLMES LAW OFFICE PLLC	9,700.96	10
BALLARD MCGINLEY PLLC	9,693.26	28
POSTALWAIT KEVIN B	9,627.76	26
ALBERTY MICHAEL C	9,594.70	7
O'BRIEN ROBERT J	9,488.16	25
FAST THOMAS K	9,364.43	5
LEWIS AMANDA L	9,266.24	3
WEBER & WEBER	9,170.36	20
LOCKWOOD DAVID J	9,163.81	1
MOORE DAVID K	9,131.37	8
BUSH FRANK P JR & ASSOCIATES LC	9,089.05	30
SIMMERMAN LAW OFFICE PLLC	9,047.17	7
FROBLE MICHAEL E	9,023.40	10
OURS JOHN G	8,987.50	23
SAMMONS OLIVERO & PARASCHOS PLLC	8,804.42	8
FOLWELL NORMAN L	8,775.78	60
SMITH GREG K	8,734.57	8
CASTO & CASTO LC	8,670.79	7
BLAKE MICHAEL W	8,615.50	28
SIMS DAVID A	8,583.98	15
EKENASI GEOFFREY I	8,550.44	4
HAMILTON NEAL J	8,380.39	17
COMETTI JOSEPH C	8,366.50	25
DALTON DEBRA L	8,340.59	16
WHITE THOMAS E	8,160.50	10
PAXTON SUSAN M	7,977.07	35
DETCHE PAUL S INC	7,900.25	9
SKEEN KENNAD L	7,865.30	11
BAILEY STULTZ OLDAKER & GREENE PLLC	7,817.07	15
WOOD JENNA PERKINS	7,766.34	2
PAYNE WILBERT A	7,659.50	25
WITT RICHARD C	7,621.52	4
VIEWEG GEORGE B III	7,539.46	15
ADKINS DWAYNE J	7,494.00	14
JACOBS G PATRICK THE LAW OFFICE OF LC	7,406.25	24
NOVOBILSKI JEROME R	7,381.31	23
HOLROYD FRED F III	7,349.38	19
MICHAEL NELSON M LC	7,290.14	9
PIERSON STEFANI A	7,259.21	16
ASKINTOWICZ JOHN W III	7,121.32	6
JACKSON & KELLY PLLC	7,048.07	3
PHILLIPS GARDILL KAISER & ALTMAYER	7,035.39	3

**WEST VIRGINIA PUBLIC DEFENDER SERVICES
 APPOINTED COUNSEL FEES & EXPENSES PAID
 FISCAL YEAR 2005
 DESCENDING ORDER BY TOTAL \$
 Appointed Counsel and Service Providers Separate**

PAYEE	VOUCHER TOTAL	# OF CLAIMS
REED & REED	6,891.92	7
STOLLINGS HARLEY E	6,881.14	14
LEROSE ANTHONY	6,881.12	22
HARRIS CHRISTIAN R	6,877.50	2
SPURLOCK JAMES E	6,831.72	20
MAUSER BERNARD R	6,828.70	29
MILLS & WAGNER PLLC	6,748.00	4
PAYNE MICHAEL D	6,734.91	13
ROBINSON & RICE LC	6,625.40	2
FISHER CONSTANCE J	6,568.13	27
MOREHEAD BRENTEN M	6,536.24	12
MOFFATT CHRISTOPHER G	6,481.37	12
BOBANGO GERALD J	6,467.50	26
LINKOUS GERALD R	6,159.64	2
PAYNE ROSLYN C	6,135.70	1
SCHARF WILLIAM H	6,128.00	8
HALL KAREN L	6,093.39	38
WILLIAMS ROBERT M	5,918.50	1
PAESANI & KEATON PLLC	5,884.85	6
JONES WILLIE J JR	5,850.00	9
CORSI JEFFREY C	5,847.48	9
KRIVONYAK JOHN C	5,829.00	6
FIELDS & BOGGS PLLC	5,823.38	22
VAN ZANT SUSAN J LC	5,818.58	6
RUSSELL MELINDA L	5,800.97	2
FLAHERTY SENSABAUGH & BONASSO PLLC	5,759.09	2
BREMER JOHN L	5,736.50	3
WOLFE DORWIN J LC INC	5,725.31	7
CAMILLETTI DAVID A	5,675.00	1
GUILLS & VIA PLLC	5,653.85	28
HICKS NATHAN A PLLC	5,637.04	6
VIEWEG MARK E	5,621.74	4
HUDNALL MARK D	5,610.06	9
KATZ KANTOR & PERKINS	5,543.18	16
RUNDLE JULIET WALKER	5,534.00	15
BLAIR GERALD E JR	5,460.50	20
HACKNEY JOHN G JR	5,460.00	14
SMITH CLINTON W	5,455.50	19
BALLARD KENNETH D	5,414.00	12
AMBLER & DOTSON LC	5,373.78	6
GALFORD RANDALL W	5,333.31	19
BRIDI & BRIDI	5,237.65	3
GIATRAS & WEBB	5,178.73	16

**WEST VIRGINIA PUBLIC DEFENDER SERVICES
 APPOINTED COUNSEL FEES & EXPENSES PAID
 FISCAL YEAR 2005
 DESCENDING ORDER BY TOTAL \$
 Appointed Counsel and Service Providers Separate**

PAYEE	VOUCHER TOTAL	# OF CLAIMS
EAGLOSKI N EDWARD II	5,091.00	5
FORD DAVID A	5,078.14	14
CZARNIK R THOMAS	5,019.64	4
HERNDON STEPHEN D	4,907.66	6
FOLIO JOHN SAMUEL	4,845.83	1
STURM & STURM	4,830.55	29
CLAY PAUL O JR	4,817.82	8
ALLEN MICHAEL C	4,807.50	1
ABRAMS BYRON & HART	4,772.90	9
BIGELOW BRIAN ELLIOTT	4,757.00	13
VITAL RICHARD L	4,739.50	6
MURPHY S SEAN LC	4,650.93	1
ROSE JOAN A	4,647.06	12
CARROLL MARCI R	4,613.49	1
UNDERWOOD LAW OFFICES INC	4,610.91	5
MCFADDEN JEROME J	4,573.63	4
STANTON GEORGE P III	4,481.50	17
CISCO-STURGELL KATHRYN	4,376.00	17
BARNETT KENNETH J PC	4,317.22	4
HALL EDWARD M	4,136.30	6
LAMBERT PAMELA A	4,124.61	7
WINTER KURT J	4,079.82	12
BURNETTE & BURNETTE PLLC	3,968.50	2
COOK & COOK	3,909.50	9
NICHOLS & SKINNER LC	3,761.22	4
RILEY & COOKMAN PLLC	3,716.43	6
ANGOTTI & STRAFACE LC	3,715.00	19
BAILEY RILEY BUCH & HARMAN LC	3,616.79	1
CRICHTON & CRICHTON	3,592.00	8
JONES BENNY G	3,590.00	9
WILSON & SHIELDS LC	3,450.50	13
WOLFINGBARGER BRENT W	3,446.25	7
BURCHAM JEFFREY G	3,400.01	2
FLORA RONALD J	3,384.31	1
LAZENBY K BRUCE	3,307.24	11
WEST & JONES	3,261.30	4
MULDOON JAMES A	3,242.74	5
CONWAY GLEN DAVID	3,218.50	13
TISSUE PHILIP J	3,153.49	6
CONRAD LARRY J	3,127.50	3
MANI & ELLIS PLLC	3,119.92	10
SMITH JAMES E II	3,068.50	2
NIMMO MICHAEL R	3,033.00	9

**WEST VIRGINIA PUBLIC DEFENDER SERVICES
 APPOINTED COUNSEL FEES & EXPENSES PAID
 FISCAL YEAR 2005
 DESCENDING ORDER BY TOTAL \$
 Appointed Counsel and Service Providers Separate**

PAYEE	VOUCHER TOTAL	# OF CLAIMS
RYAN WILLIAM D	3,017.53	9
SELLARO JOSEPH M	2,960.22	11
COTTRELL PATRICK L	2,944.22	10
WHITE BRUCE M LAW OFFICE LC	2,892.08	14
ELSWICK SCOTT E	2,890.12	6
COWDEN ALLISON ADYNEIC	2,830.30	3
KAUFMAN KEVIN S	2,816.85	6
POOL JAMES M	2,800.00	4
FORDHAM GEORGE F JR	2,677.18	2
CARRICO LAW OFFICES LC	2,635.72	8
LOSCH & MCCOURT PLLC	2,549.00	3
PAUGH SUSAN K	2,544.42	2
HOPKINS VIRGINIA JACKSON	2,504.00	1
SMITH COURTLANDT	2,311.33	7
LESHER JAMES F JR	2,308.58	1
SMITH LILLY & BALL PLLC	2,307.50	14
PRATT LENA D	2,301.70	12
SIMS JOHN G	2,240.30	3
HENDRICKS PETER A	2,153.00	3
HERNDON MORTON HERNDON & YAEGER	2,056.65	4
SHOTT GURGANUS WILLIAMSON & MAGANN	2,053.82	29
EACHUS MICHAEL N	2,040.50	8
HOOVER RANDY D	2,023.00	6
HEIL LIESELOTTE MARIE	1,900.23	2
KEENAN & ASSOCIATES LC	1,854.50	2
SELLARO AMBER URTSO	1,817.50	1
ROMANO & MILEY	1,759.67	4
HOLICKER RICHARD E	1,740.71	16
PALMER & TITUS	1,732.55	1
RHODES JAMES RANDALL	1,664.56	1
TUCKER GREGORY A	1,585.66	1
HARRINGTON TRAVERS R JR	1,535.50	2
PATTERSON THOMAS K	1,506.00	6
MCGUIRE CATHERINE A	1,479.50	7
MORGAN THEODORE E	1,463.90	5
ZERBE CARTER	1,453.30	1
BLANKENSHIP JAMES C III	1,450.50	1
TEBAY ROBERT K III LC	1,442.95	5
WILSON SEAN	1,402.00	1
HARDING WILLIAM H	1,378.55	5
RAY WINTON & KELLEY PLLC	1,376.96	4
NEW STEPHEN P	1,355.23	4
PERRY DAVID D	1,341.64	1

**WEST VIRGINIA PUBLIC DEFENDER SERVICES
 APPOINTED COUNSEL FEES & EXPENSES PAID
 FISCAL YEAR 2005
 DESCENDING ORDER BY TOTAL \$
 Appointed Counsel and Service Providers Separate**

PAYEE	VOUCHER TOTAL	# OF CLAIMS
JORY & SMITH	1,312.71	1
PAESANI STEPHEN	1,231.03	3
ROWE LARRY L	1,192.50	4
WALKER LELA	1,191.43	4
SEE & SEE	1,146.18	3
VICKERS JEREMY T	1,127.00	5
DOOLEY KATHERINE L	1,098.55	4
STEELE THOMAS G	1,091.34	1
KARR THOMAS B	1,076.00	24
VANMETER LERA K	1,070.50	2
KALWAR NISAR A LC	990.51	4
BRYANT S BENJAMIN	978.00	1
PIERSON JAMES M	959.50	1
LUSK KYLE G	958.31	3
BAILEY CHRISTINA M	936.26	3
MULLENS SHARON M	934.00	2
POWELL & MAJESTRO PLLC	928.50	1
WHEATON KEITH LEWIS	909.45	1
DESBROW SANDRA M	894.30	2
FRIEND & ROZAS LLC	891.00	2
GRUBB DAVID L	867.50	4
SPARACINO ANTHONY J JR	816.50	2
RANSBOTTOM JENNIFER DICKENS	790.49	1
CASSIDY MYERS COGAN VOEGELIN & TENNANT LC	765.13	1
SMITH CHRISTINA L	763.50	2
CURNUTTE SCOTT A	720.50	4
HIGGINS STEPHEN G	720.12	3
CLARKE D RANDALL	695.50	2
MCQUEEN HARMON & MURPHY LC	692.79	1
SHOUGH SCOTT A	688.50	7
MCCAMIC SACCO & PIZZUTI PLLC	675.40	2
CAMPBELL GREGORY J	668.00	1
STOVER WILLIAM D	654.50	6
MCARDLE ELGINE H	648.97	1
SIMS & MCCOID	558.25	2
MEYER & FORD	549.27	1
JESSER LAW FIRM PLLC	545.00	1
FORD LAW FIRM	535.00	6
HARDISON RICHARD E JR	523.00	2
HUNTER J BURTON III	516.30	1
MCFARLAND PATRICK E	515.00	1
PRESERVATI LAW OFFICES PLLC	504.00	2
RUSEN LAW OFFICE LC	475.00	1

**WEST VIRGINIA PUBLIC DEFENDER SERVICES
 APPOINTED COUNSEL FEES & EXPENSES PAID
 FISCAL YEAR 2005
 DESCENDING ORDER BY TOTAL \$
 Appointed Counsel and Service Providers Separate**

PAYEE	VOUCHER TOTAL	# OF CLAIMS
WOOD LAW OFFICE LC	469.00	1
BARKWILL BROOKS K LC	454.29	3
BOOTH & MCCARTHY	423.50	1
ROSE PADDEN & PETTY LC	409.00	4
WEESE HEATHER M LAW OFFICE OF PLLC	375.50	4
CURRY & SWISHER PLLC	338.00	2
FITZWATER TRAVIS R	301.00	1
SWEENEY LAVERNE	294.50	1
RYMER & FURBEE	283.50	1
ROBINSON & MCELWEE	276.94	1
CALLEN ELDON A	262.50	1
SHUMAN MCCUSKY & SLICER PLLC	244.50	1
HATFIELD MCGINNIS E JR	240.50	1
DEBOLT JACK W	238.50	1
HENDERSON SCOTT A	214.00	1
FRASHER GARY WAYNE	204.50	1
FRAME DAVID W	84.50	1
TOTAL FOR APPOINTED COUNSEL	14,627,481.27	24,322
TRI-S INVESTIGATIONS INC	179,724.77	414
VAUGHAN BRADFORD A	43,988.42	80
KENNEDY JOHN A & ASSOCIATES INC	38,773.95	3
PSYCHOLOGICAL HEALTH ASSOCIATES LTD	33,248.75	16
WHITE ROBERT S	28,400.00	12
COOPER GARY L	28,110.05	23
BECKSON MACE MD PC	25,421.06	2
WOODS FRED B	24,654.52	27
MILLS & WAGNER PLLC	24,415.09	6
ARCCA INC	23,929.45	4
HEWITT CHARLES WILLIAM	20,260.00	15
WEDGEWOOD FAMILY PRACTICE & PSYCHIATRY	20,100.00	5
CLAYMAN & ASSOCIATES PLLC	18,875.00	6
DEAK DAVID S	17,727.73	32
NOVELLO JOSEPH R	17,149.62	6
DAMM JOHN EDWARD ED	15,725.00	7
KLM INVESTIGATIONS	15,081.08	30
BECKETT HERMAN H	14,985.33	11
PETRONE MARGARET M	14,165.02	3
WILLEY EDWARD N MD	13,816.97	1
WEST VIRGINIA UNIVERSITY MEDICAL CORPORATION	13,722.50	10
BRAMBLE CHARLES E III	13,557.99	6
CYRIL H WECHT & PATHOLOGY ASSOCIATES INC	13,434.70	1
FREMOUW WILLIAM J FORENSIC CLINICAL PSYCHOLOGIST	13,000.00	5

**WEST VIRGINIA PUBLIC DEFENDER SERVICES
 APPOINTED COUNSEL FEES & EXPENSES PAID
 FISCAL YEAR 2005
 DESCENDING ORDER BY TOTAL \$
 Appointed Counsel and Service Providers Separate**

PAYEE	VOUCHER TOTAL	# OF CLAIMS
KRIEG FRED JAY PHD & ASSOCIATES PLLC	12,600.00	11
KRADEL PAUL F	12,375.00	3
ADAMSKI THOMAS R MD	12,000.00	6
LANE DANNY INC	11,622.13	7
PRIMARY PSYCHOLOGICAL CARE PLLC	11,612.50	9
REDMOND LARRY WAYNE	10,720.81	14
NEUROSCIENCE CONSULTING INC	10,330.50	2
WYATT W JOSEPH	10,000.00	8
FULERO SOLOMON M PHD JD	7,343.03	2
CLAY ROBERT L	7,225.27	5
ISOSCELES CONSULTING LLC	7,150.00	2
ANDREWS JAMES H	7,035.61	1
ORCHID BIOSCIENCES INC	6,760.86	3
CAPITOL CITY INVESTIGATIONS INC	6,672.55	8
VIRGINIA INVESTIGATION & TRAINING AGENCY INC	6,640.82	3
PETERS LARRY A INC	6,217.75	12
INVESTIGATION DIVISION INC	6,029.99	6
WETTSTEIN ROBERT M MD	5,836.50	2
JAMES RICHARD L	5,745.02	7
FERDA BRIAN T	5,635.00	6
HALL LAURA ANNE	5,593.80	10
MOUNTS MICHAEL E	5,373.86	5
OWENS ANNE R	5,232.15	2
STOLLINGS KAREN S	5,170.05	3
LAW-SCIENCE TECHNOLOGIES INC	5,104.31	2
FORBES WILLIAM C	5,000.00	1
SIGMAN H E GENE	5,000.00	1
KELLEY SHAMELLE D	4,944.30	10
GODBY FRANKLIN DONALD	4,825.30	19
COFFEY HARRY J	4,810.00	5
ROOP PAUL W	4,791.12	3
GRISSINGER DEBORAH J	4,772.65	7
POTOMAC HIGHLANDS MENTAL HEALTH GUILD INC	4,515.00	7
PSYCHOLOGICAL CONSULTING INC	4,450.00	7
FORENSIC ANALYSIS & ENGINEERING CORP	4,426.50	1
ZIMAROWSKI JAMES B ESQ	4,286.00	2
PSYCARE INC	4,250.00	2
RINI GARY A	4,222.50	2
KHAN ASAD H	4,125.00	4
BRAMS & ASSOCIATES INC	4,063.76	2
LEVIN MARTIN	4,037.50	6
SAYRE TERRY D	3,840.80	7
RPN SERVICES LLC	3,756.88	2

**WEST VIRGINIA PUBLIC DEFENDER SERVICES
 APPOINTED COUNSEL FEES & EXPENSES PAID
 FISCAL YEAR 2005
 DESCENDING ORDER BY TOTAL \$
 Appointed Counsel and Service Providers Separate**

PAYEE	VOUCHER TOTAL	# OF CLAIMS
GRAY RONALD T	3,732.88	4
WOLFE GARY J	3,721.80	7
BROWN V J	3,720.00	1
LEESTMA JAN E MD	3,677.70	1
EASTERN PSYCHOLOGICAL SVC OF WV PLLC	3,665.00	6
ALLEGHENY CONSULTANT SERVICES INC	3,645.27	6
FOWLER DAVID R	3,600.00	1
DUNAWAY MARY L	3,598.10	5
PERRY JACK M	3,396.65	2
VINCENT SHARON L	3,037.60	5
EAST RIDGE HEALTH SYSTEMS	3,000.00	1
JOHNSON ROY L	2,987.60	3
TREADWAY WENDY ZOLLA	2,925.00	2
PLUM C ED	2,868.84	10
PROCESS STRATEGIES	2,850.00	4
HALLER LEE H MD PC	2,760.00	1
PLUM STEVEN M	2,594.10	10
COOKE CONNIE L	2,586.90	2
RATLIFF DOUGLAS M	2,578.01	3
WOLFE HAROLD B	2,495.35	4
SUSSMAN EDWARD B MD INC	2,400.00	1
ADVANCED ENGINEERING ASSOCIATES	2,318.68	1
ADAMS JOHN E MD PA	2,200.00	1
BEHAVIORAL SCIENCE ASSOCIATES INC	2,196.25	3
ASKIN STEVEN M	2,146.00	3
MACDONALD ROBERT J AGENCY INC	2,098.28	5
MOUNTAIN STATE PSYCHOLOGICAL SERVICES PLLC	2,050.00	3
FORENSIC MEDICAL	2,028.00	1
MARTIN ROBERT G	1,970.00	3
BERRY RAY ANDREW	1,871.78	4
CHARLESTON PSYCHIATRIC GROUP INC	1,800.00	2
FORENSIC PSYCHIATRY PLLC	1,800.00	1
JOHNSON DENNIS L	1,700.00	1
SANDY JOHN R	1,700.00	1
CAVENDISH NICOLENE	1,662.50	1
FROST JAMES L MD	1,574.95	1
HAWKINS DOUGLAS K	1,500.00	1
MCNEILL GEORGE W	1,489.50	4
SHAPIRO JAY R MD	1,475.00	1
APPLIED TECHNICAL SERVICES INC	1,443.75	1
HARDING J MICHAEL	1,423.75	1
CLEVINGER J D	1,375.44	1
SMOOT MARVIN ARZELL	1,352.66	1

**WEST VIRGINIA PUBLIC DEFENDER SERVICES
 APPOINTED COUNSEL FEES & EXPENSES PAID
 FISCAL YEAR 2005
 DESCENDING ORDER BY TOTAL \$
 Appointed Counsel and Service Providers Separate**

PAYEE	VOUCHER TOTAL	# OF CLAIMS
GREENE JUDITH A	1,347.50	1
HALL JEANNE S	1,343.65	4
GLANDEN NATHAN	1,340.98	1
ARMISTEAD GINNY L	1,289.75	1
PEARSE RONALD D ED D	1,200.00	2
TRAINOR GREGORY E	1,170.00	1
FERRELL ROBERT LEWIS	1,131.28	1
KELLISON JEANNE L	1,085.70	3
SPECIAL SECURITY SERVICES LLC	1,082.64	1
GRIFFITH JACQUELINE RENEE	1,076.93	1
VEGA CARMEN	1,034.94	1
FAMILY SERVICE OF KANAWHA VALLEY INC	990.00	2
MILLER-MAIRS DONNA KAY	970.20	1
MCGARRY RICHARD J	953.00	1
TERANGO INVESTIGATIONS INC	939.26	1
WVU HOSPITALS INC	933.00	1
HARRIS DONALD S	931.92	1
MEADOWS JENNIFER J	920.15	1
SMART DOCUMENT SOLUTIONS LLC	909.60	3
RYAN ANITA A LLC	900.00	2
SARRETT HOWARD	900.00	1
BOSLEY SHARON L	896.00	1
SMITH JANE M	893.20	1
BROWN SUZANNE L	875.00	1
MCCAULEY ROBERT	811.24	1
SMITH MAUREEN K	804.65	2
FAHEEM AHMED D	800.00	1
WOLFE BONNIE K	775.62	1
MOUNTAINSIDE SERVICES LLC	760.00	3
COOK MARY K	755.75	3
RUNYON TAMERA J	754.60	1
COMMUNITY BEHAVIORAL SERVICES INC	750.00	1
PEDIATRIC ACADEMIC ASSOC INC	750.00	1
HERRON-RICE TRACY P	746.90	2
BAKER LYNDE G	727.65	1
MORGANTOWN PASTORAL COUNSELING CENTER INC	725.00	1
MONES PAUL	705.00	1
FAMILY & MARITAL COUNSELING CENTER INC	700.00	1
RIGSBY MICHAEL E	678.63	1
GOODWILL INDUSTRIES KYOWVA INC	650.00	1
CLARKE ELIZABETH D	644.70	1
MILLER LILLIAN J	639.10	1
HOLUB KAREN S	614.00	1

**WEST VIRGINIA PUBLIC DEFENDER SERVICES
 APPOINTED COUNSEL FEES & EXPENSES PAID
 FISCAL YEAR 2005
 DESCENDING ORDER BY TOTAL \$
 Appointed Counsel and Service Providers Separate**

PAYEE	VOUCHER TOTAL	# OF CLAIMS
HAMNER PSYCHOLOGICAL SERVICES	612.50	1
MELLEN PAUL F MD	600.00	1
PATHWAYS PSYCHOLOGICAL CENTER LLC	600.00	1
LUNSFORD WILLIAM G	580.05	2
RODIN HAROLD F	550.00	1
WORTHINGTON CENTER MANAGEMENT CO INC	538.00	1
VANELL INVESTIGATIONS LLC	525.00	1
HENDERSHOT DEBRA A	523.68	2
KARR JO ELLEN	500.50	2
LOPEZ GINA M	500.02	1
GOPHER LAND SERVICE INC	500.00	1
KAGAN RICHARD J	500.00	1
LERER ROBERT J	500.00	1
ZIEGLER LARRY F	500.00	1
BRADSHAW GEORGE W III	465.00	1
CAMPBELL JOHN	453.75	1
ANALABS INC	450.00	1
KING KAREN D	415.80	1
GOAD BETTY A MD PLLC	400.00	1
RALEIGH PSYCHIATRIC SERVICES INC	400.00	1
UNITED SUMMIT CENTER INC	400.00	1
EHRlich RICHARD D	373.45	1
CHESLOCK TERRI R	371.15	2
BALL KATHERINE	360.00	1
SNODGRASS DENYS R	350.35	1
HUGHES MARIANNE	338.80	1
HEALTHWAYS INC	300.00	1
CAT COLE COURT REPORTING INC	294.00	1
CURTIS ANGELA L	292.60	1
KIDD INVESTIGATIONS INC	270.24	1
SHENANDOAH VALLEY MEDICAL SYS INC	270.00	1
LECRON SUSAN SOMMER	255.50	1
KEENAN ALEXANDER T	255.00	1
KRPAN JOHN WILLIAM	250.00	1
NEWBROUGH PHOTO	250.00	1
PICKENS REBECCA	232.50	1
SUTPHIN CYNTHIA A	230.50	1
AVAR INVESTIGATIVE SERVICES	229.20	1
BOLIN DAVID T	223.30	1
COUNSELING & WELLNESS CENTER PLLC	200.00	1
TORSNEY JACK R JR	200.00	1
UNIVERSITY MEDICAL SERVICES ASSOCIATION	200.00	1
COCHRAN AYME A	196.35	1

**WEST VIRGINIA PUBLIC DEFENDER SERVICES
APPOINTED COUNSEL FEES & EXPENSES PAID
FISCAL YEAR 2005**

DESCENDING ORDER BY TOTAL \$
Appointed Counsel and Service Providers Separate

PAYEE	VOUCHER TOTAL	# OF CLAIMS
CHARTONE INC	121.32	1
HAWKINS RHONDA M	120.00	1
BLOSSER JULIE A	106.40	1
BRINEGAR JAMES F	100.00	1
WV NETWORK FOR EDUCATIONAL TELECOMP	97.50	1
VEALEY JUDY K	77.00	1
HOOVER WILLIAM R	47.00	1
TRANSLINGUAL LLC	0.00	1
TOTAL FOR SERVICE PROVIDERS	1,109,463.16	1,186
GRAND TOTAL	15,736,944.43	25,508

**WEST VIRGINIA PUBLIC DEFENDER SERVICES
 APPOINTED COUNSEL FEES & EXPENSES PAID
 FISCAL YEAR 2005
 ALPHABETICAL ORDER**

PAYEE	VOUCHER TOTAL	# OF CLAIMS
A		
ABRAMS BYRON & HART	4,772.90	9
ADAMS JOHN E MD PA	2,200.00	1
ADAMSKI THOMAS R MD	12,000.00	6
ADKINS DWAYNE J	7,494.00	14
ADVANCED ENGINEERING ASSOCIATES	2,318.68	1
ALBERTY MICHAEL C	9,594.70	7
ALEXANDER MATTHEW W	12,767.19	32
ALLEGHENY CONSULTANT SERVICES INC	3,645.27	6
ALLEN MICHAEL C	4,807.50	1
AMBLER & DOTSON LC	5,373.78	6
ANALABS INC	450.00	1
ANDERSON CHARLES E	20,658.00	20
ANDERSON DAVID M	11,774.64	65
ANDERSON PARKULO STANSBURY & ASSOCIATES LC	36,533.10	51
ANDERSON PATRICK B	13,282.81	29
ANDREWS JAMES H	7,035.61	1
ANGOTTI & STRAFACE LC	3,715.00	19
APPLIED TECHNICAL SERVICES INC	1,443.75	1
ARBUCKLE DOUGLAS H	38,943.15	37
ARCCA INC	23,929.45	4
ARMISTEAD GINNY L	1,289.75	1
ARNOLD STEPHEN ANDREW	37,682.90	47
ASHLEY ANITA HAROLD	21,616.49	26
ASKIN STEVEN M	2,146.00	3
ASKINTOWICZ JOHN W III	7,121.32	6
ATKINS JAMES B	39,707.40	64
ATKINS PAUL S	11,480.00	153
AUCREMANNE JOSEPH	23,066.60	21
AVAR INVESTIGATIVE SERVICES	229.20	1
AVIS WITTEN & WANDLING LC	10,254.57	26
B		
BAGBY STEVE	59,613.12	74
BAILEY & HOWARD PLLC	42,216.46	115
BAILEY CHRISTINA M	936.26	3
BAILEY REGGIE R	10,224.74	29
BAILEY RILEY BUCH & HARMAN LC	3,616.79	1
BAILEY STULTZ OLDAKER & GREENE PLLC	7,817.07	15
BAKER LYNDE G	727.65	1
BALL KATHERINE	360.00	1
BALLARD KENNETH D	5,414.00	12
BALLARD MCGINLEY PLLC	9,693.26	28

**WEST VIRGINIA PUBLIC DEFENDER SERVICES
 APPOINTED COUNSEL FEES & EXPENSES PAID
 FISCAL YEAR 2005
 ALPHABETICAL ORDER**

PAYEE	VOUCHER TOTAL	# OF CLAIMS
B Continued		
BARKWILL BROOKS K LC	454.29	3
BARNABEI FERRO & OLEJASZ	77,316.44	102
BARNETT KENNETH J PC	4,317.22	4
BARR JACK C	70,828.44	182
BARRAT ROBERT E	105,387.90	139
BARRY CHAD D LC	87,567.85	237
BAYLISS SHAWN D	33,074.09	67
BEAN & BEAN	14,688.90	28
BEANE JOHN D	18,801.22	30
BECKETT HERMAN H	14,985.33	11
BECKSON MACE MD PC	25,421.06	2
BEHAVIORAL SCIENCE ASSOCIATES INC	2,196.25	3
BELLOMY & TURNER LC	88,056.14	175
BENFORD LEE F II	18,830.34	23
BERRY RAY ANDREW	1,871.78	4
BETER GEORGE D	12,718.00	4
BEVERIDGE BRENT E	11,778.53	28
BIBB & MCCULLOCH PLLC	9,889.50	20
BIGELOW BRIAN ELLIOTT	4,757.00	13
BILLHEIMER LAW FIRM PLLC	11,424.87	14
BISCHOFF DONALD K	20,753.54	25
BLAIR GERALD E JR	5,460.50	20
BLAKE MICHAEL W	8,615.50	28
BLANKENSHIP JAMES C III	1,450.50	1
BLEVINS MARK A	21,864.05	12
BLIZZARD GEORGE DANIEL II PLLC	10,335.94	11
BLOSSER JULIE A	106.40	1
BLYLER HOWARD J	18,187.91	63
BOBANGO GERALD J	6,467.50	26
BOLIN DAVID T	223.30	1
BONINSEGNA SANTE JR	44,925.90	97
BOOMER JAMES FRANKLIN	17,612.62	13
BOOTH & MCCARTHY	423.50	1
BOSLEY SHARON L	896.00	1
BOTTNER KIRK H LAW OFFICE PLLC	47,190.50	54
BOUCHILLON CROSSAN & COLBURN LC	11,794.00	9
BOWERS JEFFREY S	26,263.29	24
BOWLES RICE MCDAVID GRAFF & LOVE	27,947.60	33
BRADLEY & ALBRIGHT PLLC	20,373.65	57
BRADSHAW GEORGE W III	465.00	1
BRAMBLE CHARLES E III	13,557.99	6
BRAMS & ASSOCIATES INC	4,063.76	2

**WEST VIRGINIA PUBLIC DEFENDER SERVICES
 APPOINTED COUNSEL FEES & EXPENSES PAID
 FISCAL YEAR 2005
 ALPHABETICAL ORDER**

PAYEE	VOUCHER TOTAL	# OF CLAIMS
B Continued		
BRECKINRIDGE DAVIS & SPROLES PLLC	42,112.37	59
BREECE SUSAN PLLC	19,812.48	6
BREMER JOHN L	5,736.50	3
BREWER & GIGGENBACH PLLC	14,147.88	35
BRIDI & BRIDI	5,237.65	3
BRINEGAR JAMES F	100.00	1
BRISCOE L SCOTT	63,908.89	93
BROWN & LEVICOFF	32,429.62	125
BROWN SUZANNE L	875.00	1
BROWN V J	3,720.00	1
BRYAN CARSON N	15,173.76	22
BRYANT CARL P	101,242.60	237
BRYANT S BENJAMIN	978.00	1
BULLMAN & BULLMAN	49,371.72	51
BURCHAM JEFFREY G	3,400.01	2
BURDETTE KRISTINE ADELE	47,187.95	63
BURNETTE & BURNETTE PLLC	3,968.50	2
BURTON KILGORE LAZENBY & CASSELL PLLC	15,534.04	33
BUSCH ZURBUCH & THOMPSON PLLC	24,941.28	22
BUSH FRANK P JR & ASSOCIATES LC	9,089.05	30
BYRNE & HEDGES	13,599.54	13
C		
CABANISS MARK	14,079.77	30
CALLAGHAN & CALLAGHAN PLLC	66,375.29	54
CALLEN CHRIS F	14,633.85	18
CALLEN ELDON A	262.50	1
CAMILLETTI DAVID A	5,675.00	1
CAMPBELL GREGORY J	668.00	1
CAMPBELL JOHN	453.75	1
CAPITOL CITY INVESTIGATIONS INC	6,672.55	8
CARDOSO LEANNE B	18,075.57	19
CARL KEATON & FRAZER PLLC	49,214.50	84
CARR BRIAN KEITH	41,276.56	185
CARRICO LAW OFFICES LC	2,635.72	8
CARROLL GALE E	40,245.14	60
CARROLL MARCI R	4,613.49	1
CASEY JAMES M	33,844.52	48
CASSIDY MYERS COGAN VOEGELIN & TENNANT LC	765.13	1
CASTO & CASTO LC	8,670.79	7
CAT COLE COURT REPORTING INC	294.00	1
CAVENDISH NICOLENE	1,662.50	1

**WEST VIRGINIA PUBLIC DEFENDER SERVICES
 APPOINTED COUNSEL FEES & EXPENSES PAID
 FISCAL YEAR 2005
 ALPHABETICAL ORDER**

PAYEE	VOUCHER TOTAL	# OF CLAIMS
C Continued		
CHARLESTON PSYCHIATRIC GROUP INC	1,800.00	2
CHARTONE INC	121.32	1
CHASE JOHN K IV	14,727.98	23
CHESLOCK TERRI R	371.15	2
CHILDLAW SERVICES INC	35,419.68	54
CHRIST KATRINA M LAW FIRM LC	15,995.90	24
CICCARELLO DEL GUIDICE & LAFON	11,175.68	23
CISCO-STURGELL KATHRYN	4,376.00	17
CLAGETT GOREY CASTEEL & TIPTON	317,456.04	494
CLARKE D RANDALL	695.50	2
CLARKE ELIZABETH D	644.70	1
CLAY PAUL O JR	4,817.82	8
CLAY ROBERT L	7,225.27	5
CLAYMAN & ASSOCIATES PLLC	18,875.00	6
CLEVENGER J D	1,375.44	1
CLINE MICHAEL R	31,786.75	80
CLINE-GENTILE DELLA	10,784.02	7
COCHRAN AYME A	196.35	1
COFFEY HARRY J	4,810.00	5
COLLINS & COURTRIGHT	105,759.71	222
COLOSI LISA ROBINETTE	39,515.92	25
COMETTI JOSEPH C	8,366.50	25
COMMUNITY BEHAVIORAL SERVICES INC	750.00	1
CONAWAY & CONAWAY	17,608.50	27
CONNER APRIL D	16,352.21	23
CONRAD & CONRAD	19,131.00	27
CONRAD LARRY J	3,127.50	3
CONWAY GLEN DAVID	3,218.50	13
COOK & COOK	3,909.50	9
COOK MARY K	755.75	3
COOKE CONNIE L	2,586.90	2
COOPER GARY L	28,110.05	23
COOPER PRESTON & DOUGLAS PLLC	16,078.31	22
COREY DANIEL S	99,621.50	105
CORSI JEFFREY C	5,847.48	9
COTTRELL PATRICK L	2,944.22	10
COUNSELING & WELLNESS CENTER PLLC	200.00	1
COWDEN ALLISON ADYNEIC	2,830.30	3
CRAIG A COURTENAY	15,191.50	11
CRICHTON & CRICHTON	3,592.00	8
CURNUTTE SCOTT A	720.50	4
CURRY & SWISHER PLLC	338.00	2

**WEST VIRGINIA PUBLIC DEFENDER SERVICES
 APPOINTED COUNSEL FEES & EXPENSES PAID
 FISCAL YEAR 2005
 ALPHABETICAL ORDER**

PAYEE	VOUCHER TOTAL	# OF CLAIMS
C Continued		
CURRY DENNIS H	75,282.50	33
CURTIS ANGELA L	292.60	1
CYRIL H WECHT & PATHOLOGY ASSOCIATES INC	13,434.70	1
CZARNIK R THOMAS	5,019.64	4
D		
DALBY NANCY A ATTY AT LAW PLLC	59,450.73	24
DALTON DEBRA L	8,340.59	16
DAMM JOHN EDWARD ED	15,725.00	7
DAVIS CHRISTOPHER A	21,609.49	50
DEAK DAVID S	17,727.73	32
DEAN CHRISTOPHER LC	28,636.52	91
DEBOLT JACK W	238.50	1
DEMOSS DAVID B	23,119.50	51
DESBROW SANDRA M	894.30	2
DETCHE PAUL S INC	7,900.25	9
DILLON WELLS H	103,165.45	138
DONNELLY CARBONE & BLAYDES PLLC	44,428.52	124
DOOLEY KATHERINE L	1,098.55	4
DOUGLASS ERNEST M	34,903.79	127
DOWNEY MARY M	10,018.15	1
DOWNING MARVIN L	10,445.13	14
DUFFY KEVIN C	17,687.78	14
DUNAWAY MARY L	3,598.10	5
DUTY WILLIAM H	54,232.00	51
DYER THOMAS G	39,171.54	26
E		
EACHUS MICHAEL N	2,040.50	8
EAGLOSKI N EDWARD II	5,091.00	5
EAST RIDGE HEALTH SYSTEMS	3,000.00	1
EASTERN PSYCHOLOGICAL SVC OF WV PLLC	3,665.00	6
EDWARDS JAMES BRYAN	25,233.08	32
EHRlich RICHARD D	373.45	1
EILAND & BENNETT	11,202.44	10
EKENASI GEOFFREY I	8,550.44	4
ELLEM JOHN N	47,638.00	272
ELSWICK SCOTT E	2,890.12	6
ERHARD CRAIG P	25,124.05	36
ESPOSITO & ESPOSITO	76,810.04	125
ESPOSITO THOMAS E	28,491.12	47

**WEST VIRGINIA PUBLIC DEFENDER SERVICES
 APPOINTED COUNSEL FEES & EXPENSES PAID
 FISCAL YEAR 2005
 ALPHABETICAL ORDER**

PAYEE	VOUCHER TOTAL	# OF CLAIMS
F		
FAHEEM AHMED D	800.00	1
FAMILY & MARITAL COUNSELING CENTER INC	700.00	1
FAMILY SERVICE OF KANAWHA VALLEY INC	990.00	2
FARBER MICHAEL C	82,871.86	100
FARNSWORTH MICHAEL D JR	26,147.78	173
FAST THOMAS K	9,364.43	5
FERDA BRIAN T	5,635.00	6
FERGUSON LISA WEESE	12,062.08	50
FERRELL ROBERT LEWIS	1,131.28	1
FERRIS HOWARD M	65,421.70	210
FIELDS & BOGGS PLLC	5,823.38	22
FILE PAYNE SCHERER & FILE	26,800.10	14
FISHER CONSTANCE J	6,568.13	27
FITTRO JONATHAN	71,049.64	62
FITZ STEPHEN S	49,368.99	92
FITZWATER TRAVIS R	301.00	1
FLAHERTY SENSABAUGH & BONASSO PLLC	5,759.09	2
FLANIGAN JAMES L	18,190.09	33
FLINCHUM R KEITH	44,382.20	67
FLORA RONALD J	3,384.31	1
FOLICKMAN PAMELA R LAW OFFICE OF	13,743.08	35
FOLIO JOHN SAMUEL	4,845.83	1
FOLWELL NORMAN L	8,775.78	60
FORBES WILLIAM C	5,000.00	1
FORD DAVID A	5,078.14	14
FORD LAW FIRM	535.00	6
FORDHAM GEORGE F JR	2,677.18	2
FORENSIC ANALYSIS & ENGINEERING CORP	4,426.50	1
FORENSIC MEDICAL	2,028.00	1
FORENSIC PSYCHIATRY PLLC	1,800.00	1
FORESTER WILLIAM T	34,595.61	72
FOWLER DAVID R	3,600.00	1
FRAME DAVID W	84.50	1
FRANCIS ERIC M	18,788.93	19
FRANKOVITCH ANETAKIS COLANTONIO & SIMON	18,102.86	28
FRASHER GARY WAYNE	204.50	1
FREEMAN & NIEZGODA PLLC	98,571.97	130
FREMOUW WILLIAM J FORENSIC CLINICAL	13,000.00	5
FRIEND & ROZAS LLC	891.00	2

**WEST VIRGINIA PUBLIC DEFENDER SERVICES
 APPOINTED COUNSEL FEES & EXPENSES PAID
 FISCAL YEAR 2005
 ALPHABETICAL ORDER**

PAYEE	VOUCHER TOTAL	# OF CLAIMS
F Continued		
FROBLE MICHAEL E	9,023.40	10
FROST JAMES L MD	1,574.95	1
FULERO SOLOMON M PHD JD	7,343.03	2
G		
GALFORD RANDALL W	5,333.31	19
GALL D CONRAD	21,498.91	24
GARDNER & JACKSON	23,201.88	44
GARRETT & GARRETT	89,857.23	68
GARRETT LINDA NELSON PLLC	42,358.28	31
GEARY & GEARY LC	52,090.34	49
GIATRAS & WEBB	5,178.73	16
GIBSON MICHAEL F	14,550.76	33
GIGGENBACH ELIZABETH K	29,211.67	19
GLANDEN NATHAN	1,340.98	1
GOAD BETTY A MD PLLC	400.00	1
GODBY FRANKLIN DONALD	4,825.30	19
GOODWILL INDUSTRIES KYOWVA INC	650.00	1
GOPHER LAND SERVICE INC	500.00	1
GORDON MARGARET A B	103,725.16	72
GRAY RONALD T	3,732.88	4
GREENE JUDITH A	1,347.50	1
GREGORY BETTY SUE CLARK	32,685.21	55
GREINER & CYRUS LC	13,745.50	19
GRIFFITH JACQUELINE RENEE	1,076.93	1
GRISSINGER DEBORAH J	4,772.65	7
GRUBB DAVID L	867.50	4
GRUNAU DAVID M	13,035.00	20
GUILLS & VIA PLLC	5,653.85	28
GUTMANN RICHARD M LC	40,489.47	48
H		
HACKNEY JOHN G JR	5,460.00	14
HAGER HARRY L	35,991.50	700
HALL DWIGHT R	68,159.37	107
HALL EDWARD M	4,136.30	6
HALL JEANNE S	1,343.65	4
HALL KAREN L	6,093.39	38
HALL LAURA ANNE	5,593.80	10
HALLER LEE H MD PC	2,760.00	1
HALLINAN JACQUELINE A	19,508.36	33
HAMILTON BURGESS YOUNG POLLARD HEWITT	24,845.95	51

**WEST VIRGINIA PUBLIC DEFENDER SERVICES
 APPOINTED COUNSEL FEES & EXPENSES PAID
 FISCAL YEAR 2005
 ALPHABETICAL ORDER**

PAYEE	VOUCHER TOTAL	# OF CLAIMS
H Continued		
HAMILTON CHARLES R	13,375.00	33
HAMILTON NEAL J	8,380.39	17
HAMNER PSYCHOLOGICAL SERVICES	612.50	1
HARDING J MICHAEL	1,423.75	1
HARDING WILLIAM H	1,378.55	5
HARDISON RICHARD E JR	523.00	2
HARMAN MARLA ZELENE	44,488.78	39
HARRINGTON TRAVERS R JR	1,535.50	2
HARRIS & HOLMES LAW OFFICE PLLC	9,700.96	10
HARRIS CHRISTIAN R	6,877.50	2
HARRIS DONALD S	931.92	1
HART DAVID W	28,718.43	46
HARTMAN & HARTMAN PLLC	45,206.81	72
HASSAN RONALD D	113,183.50	89
HATFIELD HARRY M	50,449.59	68
HATFIELD MCGINNIS E JR	240.50	1
HAUGHT IRA M	155,012.65	120
HAWKINS DOUGLAS K	1,500.00	1
HAWKINS JAMES E JR	86,103.10	390
HAWKINS RHONDA M	120.00	1
HAYNIE BELINDA A	43,538.82	39
HEALTHWAYS INC	300.00	1
HEDGES JONES WHITTIER & HEDGES	10,730.84	29
HEIL LIESELOTTE MARIE	1,900.23	2
HENDERSHOT DEBRA A	523.68	2
HENDERSON & FUDA	44,320.32	38
HENDERSON SCOTT A	214.00	1
HENDRICKS PETER A	2,153.00	3
HERNDON MORTON HERNDON & YAEGER	2,056.65	4
HERNDON STEPHEN D	4,907.66	6
HERRON-RICE TRACY P	746.90	2
HEWITT CHARLES WILLIAM	20,260.00	15
HICKS NATHAN A PLLC	5,637.04	6
HIGGINS STEPHEN G	720.12	3
HILL DAVID L	28,517.37	69
HILL PATRICIA TOLLE	27,986.82	25
HIVELY HERBERT L II	38,812.00	118
HOBBS MARK E	30,035.05	29
HOLICKER RICHARD E	1,740.71	16
HOLROYD FRED F III	7,349.38	19
HOLUB KAREN S	614.00	1
HOOVER RANDY D	2,023.00	6

**WEST VIRGINIA PUBLIC DEFENDER SERVICES
 APPOINTED COUNSEL FEES & EXPENSES PAID
 FISCAL YEAR 2005
 ALPHABETICAL ORDER**

PAYEE	VOUCHER TOTAL	# OF CLAIMS
H Continued		
HOOVER WILLIAM R	47.00	1
HOPKINS VIRGINIA JACKSON	2,504.00	1
HOWLEY LOREN B	10,378.50	15
HUDNALL MARK D	5,610.06	9
HUFFMAN WILLIAM O	42,638.44	54
HUGHES MARIANNE	338.80	1
HUMBERSON DON A	57,708.61	51
HUNT & SERRENO	48,450.61	47
HUNTER J BURTON III	516.30	1
HYER & LITTLEPAGE	60,660.03	71
I		
INVESTIGATION DIVISION INC	6,029.99	6
ISNER JUDITH A	93,128.67	106
ISOSCELES CONSULTING LLC	7,150.00	2
J		
JACKSON & KELLY PLLC	7,048.07	3
JACOBS G PATRICK THE LAW OFFICE OF LC	7,406.25	24
JACOVETTY GERALD G JR LC	89,927.10	317
JAMES RICHARD L	5,745.02	7
JARRELL ROBERT STEPHEN	49,751.38	101
JESSER LAW FIRM PLLC	545.00	1
JOHNSON DENNIS L	1,700.00	1
JOHNSON ROY L	2,987.60	3
JOHNSTON HOLROYD & ASSOCIATES	22,071.59	35
JONES BENNY G	3,590.00	9
JONES STEVEN A LC	65,930.74	66
JONES WILLIE J JR	5,850.00	9
JORY & SMITH	1,312.71	1
JUBA-PLUMLEY ROSALEE	23,512.50	52
JUDY & JUDY	81,822.65	101
K		
KAGAN RICHARD J	500.00	1
KALWAR NISAR A LC	990.51	4
KARICKHOFF DAVID	68,326.48	96
KARR DAVID JR	21,022.15	18
KARR JO ELLEN	500.50	2
KARR THOMAS B	1,076.00	24
KATZ KANTOR & PERKINS	5,543.18	16
KAUFMAN KEVIN S	2,816.85	6

**WEST VIRGINIA PUBLIC DEFENDER SERVICES
 APPOINTED COUNSEL FEES & EXPENSES PAID
 FISCAL YEAR 2005
 ALPHABETICAL ORDER**

PAYEE	VOUCHER TOTAL	# OF CLAIMS
K Continued		
KAYSER LAYNE & CLARK PLLC	12,977.57	44
KEENAN & ASSOCIATES LC	1,854.50	2
KEENAN ALEXANDER T	255.00	1
KEENER RAYMOND III	74,081.20	667
KELLEY LEGAL SERVICES PLLC	13,757.78	24
KELLEY SHAMELLE D	4,944.30	10
KELLISON JEANNE L	1,085.70	3
KENNEDY JOHN A & ASSOCIATES INC	38,773.95	3
KERNS TIMOTHY J	10,342.50	15
KHAN ASAD H	4,125.00	4
KIDD INVESTIGATIONS INC	270.24	1
KING KAREN D	415.80	1
KING WAYNE	21,343.50	19
KIRK THOMAS L	63,801.00	30
KIRKPATRICK & HAYDEN LAW OFFICE PLLC	101,261.24	126
KLATT W HOWARD	12,754.75	10
KLM INVESTIGATIONS	15,081.08	30
KOSTOL KAREN B	21,025.83	14
KRADEL PAUL F	12,375.00	3
KRATOVIL & AMORE PLLC	18,343.90	26
KRIEG FRED JAY PHD & ASSOCIATES PLLC	12,600.00	11
KRIVONYAK JOHN C	5,829.00	6
KRPAN JOHN WILLIAM	250.00	1
KURELAC PATRICIA A	22,932.74	25
KUYKENDALL WILLIAM R	20,276.23	23
L		
LA NEVE TODD F	9,713.59	7
LACARIA PHILIP A	18,408.00	23
LAISHLEY JOHN	33,730.92	63
LAMBERT PAMELA A	4,124.61	7
LAMP PAT	9,825.53	23
LANE DANNY INC	11,622.13	7
LANE PAUL E	49,600.14	51
LASH FRANKLIN W	29,401.59	29
LAW-SCIENCE TECHNOLOGIES INC	5,104.31	2
LAZENBY K BRUCE	3,307.24	11
LECRON SUSAN SOMMER	255.50	1
LEESTMA JAN E MD	3,677.70	1
LEFLER CHRISTOPHER D	16,563.08	55
LERER ROBERT J	500.00	1
LEROSE ANTHONY	6,881.12	22
LESHER JAMES F JR	2,308.58	1

**WEST VIRGINIA PUBLIC DEFENDER SERVICES
 APPOINTED COUNSEL FEES & EXPENSES PAID
 FISCAL YEAR 2005
 ALPHABETICAL ORDER**

PAYEE	VOUCHER TOTAL	# OF CLAIMS
L Continued		
LESTER WILLIAM M	151,630.12	165
LEVIN MARTIN	4,037.50	6
LEWIS AMANDA L	9,266.24	3
LILLY MELISSA D	17,109.50	28
LINKOUS GERALD R	6,159.64	2
LOCKWOOD DAVID J	9,163.81	1
LOPEZ GINA M	500.02	1
LOSCH & MCCOURT PLLC	2,549.00	3
LOUDERBACK ROBIN R	43,415.50	316
LUNSFORD WILLIAM G	580.05	2
LUPARDUS TIMOTHY P	46,671.58	106
LUSK KYLE G	958.31	3
M		
MACDONALD ROBERT J AGENCY INC	2,098.28	5
MANCINI STEVEN K	55,982.07	91
MANI & ELLIS PLLC	3,119.92	10
MANYPENNY J PERRY	77,346.20	110
MARSTELLER DEREK W	20,286.04	12
MARTIN ROBERT G	1,970.00	3
MARTINO GARY J	19,053.50	48
MATHEWS REBECCA ANN	12,256.59	76
MATKO EDMUND	12,566.24	29
MAUSER BERNARD R	6,828.70	29
MAYNARD TERESA D	86,341.65	108
MAZZEI ROCCO E	28,306.73	26
MCARDLE ELGINE H	648.97	1
MCCAMIC SACCO & PIZZUTI PLLC	675.40	2
MCCAULEY ROBERT	811.24	1
MCCOY JAMES A JR	24,797.00	25
MCCUE LISA V	15,897.38	35
MCDERMOTT & BONENBERGER PLLC	13,797.68	49
MCDERMOTT DANA P	24,328.78	16
MCFADDEN JEROME J	4,573.63	4
MCFARLAND JOHN S	25,097.00	33
MCFARLAND PATRICK E	515.00	1
MCGARRY RICHARD J	953.00	1
MCGRAW WARREN R II	74,632.30	57
MCGUIRE CATHERINE A	1,479.50	7
MCINTYRE RHONDA M	18,455.55	26
MCINTYRE-NICHOLSON RACHELLE D	11,625.56	26
MCMILLION BEN	41,515.13	12

**WEST VIRGINIA PUBLIC DEFENDER SERVICES
 APPOINTED COUNSEL FEES & EXPENSES PAID
 FISCAL YEAR 2005
 ALPHABETICAL ORDER**

PAYEE	VOUCHER TOTAL	# OF CLAIMS
M Continued		
MCNEER HIGHLAND MCMUNN & VARNER LC	39,723.95	50
MCNEILL GEORGE W	1,489.50	4
MCQUEEN HARMON & MURPHY LC	692.79	1
MEADOWS JENNIFER J	920.15	1
MELLEN PAUL F MD	600.00	1
MERRIFIELD RODNEY B	28,740.50	13
MEYER & FORD	549.27	1
MICHAEL NELSON M LC	7,290.14	9
MILLER & DRAKE PLLC	45,680.24	77
MILLER LILLIAN J	639.10	1
MILLER-MAIRS DONNA KAY	970.20	1
MILLS & WAGNER PLLC	31,163.09	10
MOFFATT CHRISTOPHER G	6,481.37	12
MOLESSA HEATHER IRELAND	28,544.80	41
MONES PAUL	705.00	1
MOORE DAVID K	9,131.37	8
MORAN CATHERINE JANE	19,360.80	32
MOREHEAD BRENTEN M	6,536.24	12
MORGAN DENNIE S JR	50,801.88	41
MORGAN E LAVOYD JR	12,242.60	25
MORGAN EDWARD WARD	20,220.34	6
MORGAN THEODORE E	1,463.90	5
MORGAN TONY	12,409.90	24
MORGANTOWN PASTORAL COUNSELING CENTER INC	725.00	1
MORRIS GARY W II	17,385.00	9
MOSES JOSEPH J	65,834.53	57
MOUNTAIN STATE PSYCHOLOGICAL SERVICES PLLC	2,050.00	3
MOUNTAINSIDE SERVICES LLC	760.00	3
MOUNTS MICHAEL E	5,373.86	5
MOUNTS TONYA L LC INC	36,665.28	19
MOYE DAVID O	18,773.65	20
MULDOON JAMES A	3,242.74	5
MULLENS R MIKE & ASSOCIATES LC	18,174.61	24
MULLENS SHARON M	934.00	2
MULLINS CHARLES B II	104,238.50	112
MURPHY S SEAN LC	4,650.93	1
MUSGRAVE RAYMOND G	13,603.90	23
MYERS HEIDI J	48,561.33	41

**WEST VIRGINIA PUBLIC DEFENDER SERVICES
 APPOINTED COUNSEL FEES & EXPENSES PAID
 FISCAL YEAR 2005
 ALPHABETICAL ORDER**

PAYEE	VOUCHER TOTAL	# OF CLAIMS
N		
NANNERS & WILLET LC LAW OFFICES OF	103,684.42	132
NAVY L VICTOR	55,098.63	79
NEISWONGER & WHITE	106,591.85	289
NESSSEL KERRY A	98,482.00	80
NESTOR JASON A	13,987.78	19
NEUROSCIENCE CONSULTING INC	10,330.50	2
NEW STEPHEN P	1,355.23	4
NEWBOLD WILEY W	39,302.58	54
NEWBROUGH PHOTO	250.00	1
NEWMAN KEITH L	10,904.00	20
NICHOLS & SKINNER LC	3,761.22	4
NIMMO MICHAEL R	3,033.00	9
NOGAY CATHRYN A	50,827.24	26
NOONE ROBERT T	80,262.90	60
NOVELLO JOSEPH R	17,149.62	6
NOVOBILSKI JEROME R	7,381.31	23
O		
O'BRIEN ROBERT J	9,488.16	25
OLSZEWSKI & QUINLIN PC	12,494.10	21
OOTEN GRAYDON C JR	47,557.10	30
ORCHID BIOSCIENCES INC	6,760.86	3
ORNDORFF DAVID L	29,937.95	33
ORTEZA AILYNN MAE	59,138.40	37
OSHOWAY F JOHN	10,450.12	24
OURS JOHN G	8,987.50	23
OWENS ANNE R	5,232.15	2
P		
PAESANI & KEATON PLLC	5,884.85	6
PAESANI STEPHEN	1,231.03	3
PALMER & TITUS	1,732.55	1
PALMER JAMES J III	18,659.83	6
PANCAKE F CODY III	64,977.85	63
PANEPINTO MARK D	64,606.20	19
PARMER LAW OFFICE	23,617.53	66
PARTAIN GEORGE L	25,609.21	82
PATHWAYS PSYCHOLOGICAL CENTER LLC	600.00	1
PATTERSON THOMAS K	1,506.00	6
PATTON ANDREW C	37,687.21	67
PAUGH SUSAN K	2,544.42	2
PAXTON SUSAN M	7,977.07	35

**WEST VIRGINIA PUBLIC DEFENDER SERVICES
 APPOINTED COUNSEL FEES & EXPENSES PAID
 FISCAL YEAR 2005
 ALPHABETICAL ORDER**

PAYEE	VOUCHER TOTAL	# OF CLAIMS
P Continued		
PAYNE MICHAEL D	6,734.91	13
PAYNE ROSLYN C	6,135.70	1
PAYNE WILBERT A	7,659.50	25
PEARSE RONALD D ED D	1,200.00	2
PEDIATRIC ACADEMIC ASSOC INC	750.00	1
PELLEGRIN MARK P	16,675.00	48
PENNINGTON DEANNA L	24,200.29	52
PENNINGTON WILLIAM L	61,328.42	132
PERRY DAVID D	1,341.64	1
PERRY JACK M	3,396.65	2
PETERS LARRY A INC	6,217.75	12
PETRONE MARGARET M	14,165.02	3
PEYTON HARVEY D	55,400.23	65
PHILLIPS GARDILL KAISER & ALTMAYER	7,035.39	3
PHILLIPS P TODD	19,076.22	19
PICKENS REBECCA	232.50	1
PIERSON JAMES M	959.50	1
PIERSON STEFANI A	7,259.21	16
PLUM C ED	2,868.84	10
PLUM STEVEN M	2,594.10	10
POLING LECKTA L	11,482.32	6
POOL JAMES M	2,800.00	4
POSTALWAIT KEVIN B	9,627.76	26
POTOMAC HIGHLANDS MENTAL HEALTH GUILD INC	4,515.00	7
POWELL & MAJESTRO PLLC	928.50	1
POWELL CAROLINE STAFFORD	40,742.00	51
POWELL JAMES CORBLEY	55,652.03	58
POWELL JAMES MILTON	94,729.50	114
PRALL THOMAS J	52,365.19	144
PRATT LENA D	2,301.70	12
PRENTICE TIMOTHY H	41,355.00	98
PRESERVATI LAW OFFICES PLLC	504.00	2
PRESTON & WEESE LC	22,964.26	29
PRICE LOUIE T	11,215.57	17
PRIMARY PSYCHOLOGICAL CARE PLLC	11,612.50	9
PRITT JEFFRY A	22,509.39	70
PROCESS STRATEGIES	2,850.00	4
PSYCARE INC	4,250.00	2
PSYCHOLOGICAL CONSULTING INC	4,450.00	7
PSYCHOLOGICAL HEALTH ASSOCIATES LTD	33,248.75	16
PYLES HAVILAND TURNER & SMITH LLP	17,547.70	37

**WEST VIRGINIA PUBLIC DEFENDER SERVICES
 APPOINTED COUNSEL FEES & EXPENSES PAID
 FISCAL YEAR 2005
 ALPHABETICAL ORDER**

PAYEE	VOUCHER TOTAL	# OF CLAIMS
R		
RADCLIFF PATRICK LC	129,316.34	222
RADMAN SCOTT S	95,941.11	213
RALEIGH PSYCHIATRIC SERVICES INC	400.00	1
RANSBOTTOM JENNIFER DICKENS	790.49	1
RATLIFF DOUGLAS M	2,578.01	3
RAY WINTON & KELLEY PLLC	1,376.96	4
REDMOND LARRY WAYNE	10,720.81	14
REED & REED	6,891.92	7
REEDER & DUNHAM PLLC	17,173.45	67
REEP CORNELIA	17,582.35	28
REGAN THOMAS M LC	22,033.32	28
REGER JACOB E	66,408.58	205
REXROAD WILLETT & NANNERS PLLC	16,098.80	19
REYNOLDS & BROWN PLLC	60,343.52	142
RHODES JAMES RANDALL	1,664.56	1
RICE WILLIAM T	34,607.89	27
RICHARDSON RICHARDSON & CAMPBELL	10,648.09	24
RIGSBY MICHAEL E	678.63	1
RILEY & COOKMAN PLLC	3,716.43	6
RINI GARY A	4,222.50	2
ROBINSON & MCELWEE	276.94	1
ROBINSON & RICE LC	6,625.40	2
RODGERS JEFFREY S	48,876.63	101
RODIN HAROLD F	550.00	1
RODRIGUEZ KENNETH M	12,129.91	25
ROKISKY JEFFREY J	28,586.54	66
ROLL W DAN	26,765.06	54
ROLLO EDMUND J	16,326.50	20
ROLLO LANCE E	20,345.47	101
ROMANO & MILEY	1,759.67	4
ROOP PAUL W	4,791.12	3
ROOP SMITH & ROOP LAW OFFICE	10,525.50	22
ROSE JOAN A	4,647.06	12
ROSE PADDEN & PETTY LC	409.00	4
ROSINSKY TIMOTHY P	41,335.38	27
ROTH LEGAL SERVICES LC	41,684.89	57
ROWE LARRY L	1,192.50	4
RPN SERVICES LLC	3,756.88	2
RUNDLE & RUNDLE LC	21,840.00	105
RUNDLE JULIET WALKER	5,534.00	15
RUNYON TAMERA J	754.60	1
RUSEN LAW OFFICE LC	475.00	1

**WEST VIRGINIA PUBLIC DEFENDER SERVICES
 APPOINTED COUNSEL FEES & EXPENSES PAID
 FISCAL YEAR 2005
 ALPHABETICAL ORDER**

PAYEE	VOUCHER TOTAL	# OF CLAIMS
R Continued		
RUSSELL MELINDA L	5,800.97	2
RYAN ANITA A LLC	900.00	2
RYAN KOURTNEY A	39,151.00	25
RYAN WILLIAM D	3,017.53	9
RYMER & FURBEE	283.50	1
RYMER GARY L	10,285.43	7
S		
SAFFER MARTIN V	23,015.00	21
SAL NATALIE J	31,028.80	42
SAMMONS OLIVERO & PARASCHOS PLLC	8,804.42	8
SANDERS AUSTIN PRUDICH & FLANIGAN	59,946.51	68
SANDY JOHN R	1,700.00	1
SANTER & SANTER	26,834.07	64
SARRETT HOWARD	900.00	1
SAVILLE & STEWART PLLC	29,225.63	69
SAYRE TERRY D	3,840.80	7
SCHARF WILLIAM H	6,128.00	8
SCHEETZ CHRISTOPHER A	20,797.63	31
SCOTT CINDY S	13,860.57	20
SEE & SEE	1,146.18	3
SELDEN STANLEY I	12,359.95	7
SELLARO AMBER URTSO	1,817.50	1
SELLARO JOSEPH M	2,960.22	11
SHAFFER & SHAFFER	96,625.61	87
SHAPIRO JAY R MD	1,475.00	1
SHARLEY MICHAEL J	15,808.10	23
SHAW & TATTERSON LC	72,477.24	239
SHAY DANA R	85,034.39	69
SHENANDOAH VALLEY MEDICAL SYS INC	270.00	1
SHERMAN LAWRENCE E JR LC	61,288.20	74
SHOTT GURGANUS WILLIAMSON & MAGANN	2,053.82	29
SHOUGH SCOTT A	688.50	7
SHUMAN MCCUSKY & SLICER PLLC	244.50	1
SIGMAN H E GENE	5,000.00	1
SIMMERMAN LAW OFFICE PLLC	9,047.17	7
SIMMONS & SIMMONS LC	31,976.62	23
SIMMONS EUGENE M	11,817.31	22
SIMMONS HUNTER D	11,293.25	36
SIMS & MCCOID	558.25	2
SIMS DAVID A	8,583.98	15
SIMS JOHN G	2,240.30	3

**WEST VIRGINIA PUBLIC DEFENDER SERVICES
 APPOINTED COUNSEL FEES & EXPENSES PAID
 FISCAL YEAR 2005
 ALPHABETICAL ORDER**

PAYEE	VOUCHER TOTAL	# OF CLAIMS
S Continued		
SIRK TIMOTHY M	15,214.30	47
SKAGGS G ERNEST	86,686.41	76
SKEEN KENNAD L	7,865.30	11
SKEEN KENNAD LEE II	26,133.83	21
SMART DOCUMENT SOLUTIONS LLC	909.60	3
SMITH & SCANTLEBURY LC	58,725.62	86
SMITH CHRISTINA L	763.50	2
SMITH CLINTON W	5,455.50	19
SMITH COURTLANDT	2,311.33	7
SMITH GREG K	8,734.57	8
SMITH JAMES E II	3,068.50	2
SMITH JANE M	893.20	1
SMITH LILLY & BALL PLLC	2,307.50	14
SMITH MAUREEN K	804.65	2
SMOOT MARVIN ARZELL	1,352.66	1
SNODGRASS DENYS R	350.35	1
SNYDER & HASSIG	20,855.83	34
SPADARO LAURA E	42,402.18	29
SPARACINO ANTHONY J JR	816.50	2
SPAULDING BERNARD L	11,186.90	37
SPECIAL SECURITY SERVICES LLC	1,082.64	1
SPILMAN THOMAS & BATTLE PLLC	59,450.79	26
SPONAUGLE & SPONAUGLE	12,935.50	12
SPONAUGLE KEVIN C	41,118.53	49
SPRIGGS LISA F	14,836.48	15
SPURLOCK JAMES E	6,831.72	20
STANTON G PATRICK JR	12,636.46	3
STANTON GEORGE P III	4,481.50	17
STAPLETON LAW OFFICES LC	23,703.29	16
STEELE THOMAS G	1,091.34	1
STEPHENS GLORIA M	100,373.88	38
STEPTOE & JOHNSON	53,922.44	16
STOBBS R RUSSELL	37,488.41	41
STOLLINGS HARLEY E	6,881.14	14
STOLLINGS KAREN S	5,170.05	3
STOLZE GEORGE A	18,617.90	4
STONE ROBERT C JR	18,113.82	20
STOVER WILLIAM D	654.50	6
STURM & STURM	4,830.55	29
SUMMERS WILLIAM B	66,468.33	150
SUSSMAN EDWARD B MD INC	2,400.00	1

**WEST VIRGINIA PUBLIC DEFENDER SERVICES
 APPOINTED COUNSEL FEES & EXPENSES PAID
 FISCAL YEAR 2005
 ALPHABETICAL ORDER**

PAYEE	VOUCHER TOTAL	# OF CLAIMS
S Continue		
SUTPHIN CYNTHIA A	230.50	1
SUTTON & JANELLE PLLC	44,858.86	55
SWEENEY LAVERNE	294.50	1
T		
TATE REBECCA L	59,140.99	70
TAYLOR LAW FIRM PLLC	18,094.50	163
TAYLOR PAUL G	22,653.90	18
TEBAY ROBERT K III LC	1,442.95	5
TERANGO INVESTIGATIONS INC	939.26	1
THOMAS SHANNON R	11,723.85	16
THOMPSON & WEATHERHOLT PLLC	33,961.71	53
THORNE STEVEN M	51,430.00	102
TISSUE PHILIP J	3,153.49	6
TORRES GEORGE M	59,610.65	130
TORSNEY JACK R JR	200.00	1
TRAINOR GREGORY E	1,170.00	1
TRANSLINGUAL LLC	0.00	1
TREADWAY WENDY ZOLLA	2,925.00	2
TRI-S INVESTIGATIONS INC	179,724.77	414
TROISI JOSEPH G	75,791.18	147
TRUMP & TRUMP LC	29,099.55	46
TUCKER GREGORY A	1,585.66	1
TWYMAN TODD A	9,917.86	14
TYREE EMBREE & ASSOCIATES PLLC	18,363.49	30
TYSON DAVID R	15,525.67	24
U		
UNDERWOOD LAW OFFICES INC	4,610.91	5
UNITED SUMMIT CENTER INC	400.00	1
UNIVERSITY MEDICAL SERVICES ASSOCIATION	200.00	1
V		
VALENTINO WILLIAM RIDER	104,856.53	145
VAN BIBBER G WAYNE	10,000.00	1
VAN ZANT SUSAN J LC	5,818.58	6
VANELL INVESTIGATIONS LLC	525.00	1
VANMETER LERA K	1,070.50	2
VANNOSTRAND & MORTON	71,627.82	92
VAUGHAN BRADFORD A	43,988.42	80
VEALEY JUDY K	77.00	1
VEGA CARMEN	1,034.94	1

**WEST VIRGINIA PUBLIC DEFENDER SERVICES
 APPOINTED COUNSEL FEES & EXPENSES PAID
 FISCAL YEAR 2005
 ALPHABETICAL ORDER**

PAYEE	VOUCHER TOTAL	# OF CLAIMS
V Continued		
VICKERS JEREMY T	1,127.00	5
VICTOR VICTOR & HELGOE LLP	117,987.18	98
VIEWEG GEORGE B III	7,539.46	15
VIEWEG MARK E	5,621.74	4
VINCENT SHARON L	3,037.60	5
VIRGINIA INVESTIGATION & TRAINING AGENCY INC	6,640.82	3
VITAL RICHARD L	4,739.50	6
VITAL ROBERT E LC	11,968.24	3
W		
WALKER JAMES A	11,644.94	24
WALKER LELA	1,191.43	4
WALL RANDALL D	54,991.41	349
WALLACE MICHAEL K	48,215.02	86
WALTERS KRAUSKOPF & BAKER	17,585.00	30
WARMAN CHERYL L	25,252.33	40
WATERS WARNER & HARRIS	24,359.60	38
WEBB DAVID HAMILTON	51,417.49	66
WEBER & WEBER	9,170.36	20
WEDGEWOOD FAMILY PRACTICE & PSYCHIATRY	20,100.00	5
WEESE HEATHER M LAW OFFICE OF PLLC	375.50	4
WEESE ROGER R	29,652.00	43
WEESE TRACY	15,255.08	14
WEST & JONES	3,261.30	4
WEST VIRGINIA UNIVERSITY MEDICAL CORPORATION	13,722.50	10
WETTSTEIN ROBERT M MD	5,836.50	2
WHEATON KEITH LEWIS	909.45	1
WHITE BRUCE M LAW OFFICE LC	2,892.08	14
WHITE KEITH	118,186.90	314
WHITE MAX H PLLC	38,282.45	134
WHITE ROBERT S	28,400.00	12
WHITE THOMAS E	8,160.50	10
WHITEMAN BURDETTE PLLC	186,325.73	177
WHITEMAN FRANCES C	62,416.86	52
WHITT MICHAEL R	16,943.64	14
WIEDEL DIANA CARTER	95,934.79	102
WILDMAN ERIC KEITH	21,672.00	30
WILLEY EDWARD N MD	13,816.97	1
WILLIAMS JOHN E JR	72,186.91	52
WILLIAMS ROBERT M	5,918.50	1
WILLIS & CHATTIN	20,330.73	11
WILMOTH DAVID H LC	11,612.98	26

**WEST VIRGINIA PUBLIC DEFENDER SERVICES
 APPOINTED COUNSEL FEES & EXPENSES PAID
 FISCAL YEAR 2005
 ALPHABETICAL ORDER**

PAYEE	VOUCHER TOTAL	# OF CLAIMS
W Continued		
WILSON & SHIELDS LC	3,450.50	13
WILSON SEAN	1,402.00	1
WINDOM RODNEY C	133,090.88	105
WINTER KURT J	4,079.82	12
WITT RICHARD C	7,621.52	4
WOLFE BONNIE K	775.62	1
WOLFE DORWIN J LC INC	5,725.31	7
WOLFE GARY J	3,721.80	7
WOLFE HAROLD B	2,495.35	4
WOLFINGBARGER BRENT W	3,446.25	7
WOOD JENNA PERKINS	7,766.34	2
WOOD LAW OFFICE LC	469.00	1
WOODS FRED B	24,654.52	27
WOOTON LAW FIRM	11,967.00	24
WORTHINGTON CENTER MANAGEMENT CO INC	538.00	1
WRIGHT LACY W JR	23,313.94	9
WV NETWORK FOR EDUCATIONAL TELECOMP	97.50	1
WVU HOSPITALS INC	933.00	1
WYATT W JOSEPH	10,000.00	8
Y		
YEAGER JOHN R JR	25,899.76	13
Z		
ZAMOW THOMAS	26,607.05	31
ZERBE CARTER	1,453.30	1
ZIEGLER & GUNNOE LC	46,886.71	91
ZIEGLER LARRY F	500.00	1
ZIMAROWSKI JAMES B ESQ	46,473.02	48
GRAND TOTAL	15,736,944.43	25,508