


WEST VIRGINIA PUBLIC DEFENDER SERVICES

ANNUAL REPORT
FISCAL YEAR 2006-2007
APPOINTED COUNSEL ONLY



JOHN A. ROGERS
EXECUTIVE DIRECTOR

**WEST VIRGINIA PUBLIC DEFENDER SERVICES
STATISTICAL SUMMARY
APPOINTED COUNSEL FISCAL YEAR 2007**

Total Number of Claims Paid	23,560
Total Number of Direct Expense Claims Paid	1,256
Total Number of Hours Paid	299,834
Total Amount Paid In Claims	\$16,190,449.06
Total Fees Paid to Counsel	\$14,492,953.36
Total Expenses Paid	\$1,697,495.70
Average Total Cost Per Claim	\$687.20
Average Counsel Fee Per Claim	\$615.15
Average Expenses Per Claim	\$72.05
Percent of Total Funds Paid Attributable To Fees	89.52%
Percent of Total Funds Paid Attributable To Expenses	10.48%
Average Total Cost Per Hour	\$54.00
Total Hours In-Court	50,020
Total Hours Out-Of-Court	249,814
Percent of Total Hours In-Court	16.68%
Percent of Total Hours Out-Of-Court	83.32%

NOTE: Figures represent payments made for vouchers received from July 1, 2006 to January 11, 2007. (Payments made over 11.5 months.)

**WEST VIRGINIA PUBLIC DEFENDER SERVICES
STATISTICAL SUMMARY
APPOINTED COUNSEL FISCAL YEAR 2007
WITHOUT DIRECT EXPENSES AND SUPPLEMENTAL VOUCHERS**

Total Number of Claims Paid	21,786
Total Number of Supplemental Claims Paid	518
Total Number of Direct Expense Claims Paid	1,256
Total Number of Hours Paid	299,834
Total Amount Paid In Claims	\$16,190,449.06
Total Fees Paid to Counsel	\$14,492,953.36
Total Expenses Paid	\$1,697,495.70
Average Total Cost Per Claim	\$743.16
Average Counsel Fee Per Claim	\$665.24
Average Expenses Per Claim	\$77.92
Percent of Total Funds Paid Attributable To Fees	89.52%
Percent of Total Funds Paid Attributable To Expenses	10.48%
Average Total Cost Per Hour	\$54.00
Total Hours In-Court	50,020
Total Hours Out-Of-Court	249,814
Percent of Total Hours In-Court	16.68%
Percent of Total Hours Out-Of-Court	83.32%

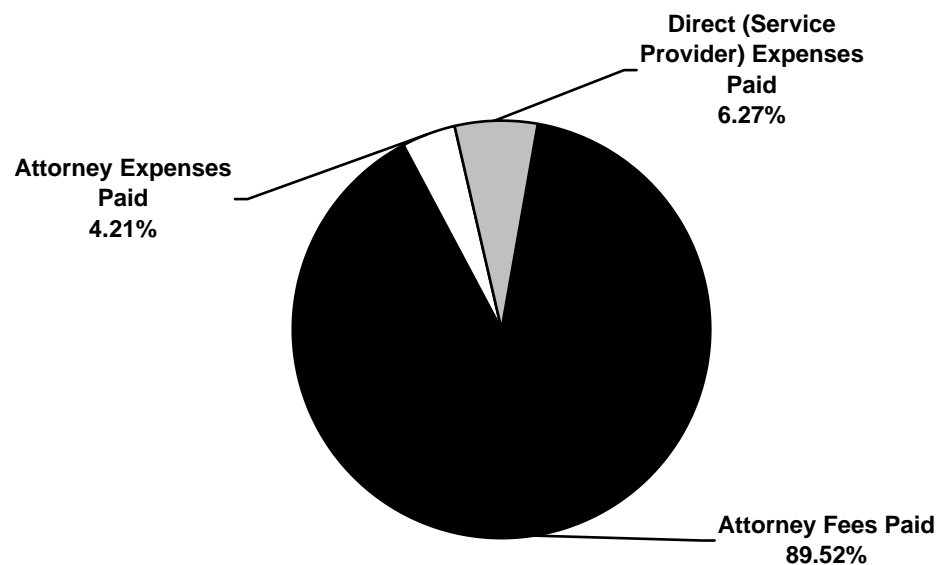
NOTE: Figures represent payments made for vouchers received from July 1, 2006 to January 11, 2007. (Payments made over 11.5 months.)

SUMMARY OF DOLLARS SPENT FOR FY 2007

Attorney Fees Paid	\$14,492,953.36
Attorney Expenses Paid	\$682,111.61
Direct (Service Provider) Expenses Paid	\$1,015,384.09
Total Dollars Paid	\$16,190,449.06

APPOINTED COUNSEL DOLLARS SPENT

FY 2007



**WEST VIRGINIA PUBLIC DEFENDER SERVICES
 SUMMARY REPORT FOR ATTORNEY HOURS/FEE/EXPENSES
 FISCAL YEAR 2007**

CIRCUIT	ATTORNEY TOTAL HOURS	ATTORNEY FEE AMOUNT IN \$	ATTORNEY EXPENSE AMOUNT IN \$	DIRECT EXPENSE AMOUNT IN \$	EXPENSE AMOUNT IN \$	GRAND TOTAL AMOUNT IN \$
01 CIRCUIT	15,545.8	736,008.50	35,626.58	46,116.03	81,742.61	817,751.11
02 CIRCUIT	5,028.5	243,046.50	16,537.55	5,604.89	22,142.44	265,188.94
03 CIRCUIT	5,747.2	273,012.00	15,211.21	34,312.49	49,523.70	322,535.70
04 CIRCUIT	31,194.7	1,482,937.50	70,439.42	253,304.28	323,743.70	1,806,681.20
05 CIRCUIT	14,568.5	713,766.50	33,239.10	30,669.78	63,908.88	777,675.38
06 CIRCUIT	12,186.7	608,477.50	22,030.62	21,280.24	43,310.86	651,788.36
07 CIRCUIT	10,301.7	498,626.50	17,378.59	27,991.03	45,369.62	543,996.12
08 CIRCUIT	5,224.5	250,394.50	7,531.82	17,047.86	24,579.68	274,974.18
09 CIRCUIT	14,127.4	691,131.00	56,619.38	36,347.54	92,966.92	784,097.92
10 CIRCUIT	6,208.6	298,827.00	19,545.07	12,506.05	32,051.12	330,878.12
11 CIRCUIT	3,158.9	151,414.50	4,034.26	17,281.60	21,315.86	172,730.36
12 CIRCUIT	2,051.0	97,707.00	4,123.45	8,000.00	12,123.45	109,830.45
13 CIRCUIT	21,247.8	1,031,150.50	28,569.62	84,032.69	112,602.31	1,143,752.81
14 CIRCUIT	11,830.6	570,911.00	51,823.04	8,328.13	60,151.17	631,062.17
15 CIRCUIT	7,675.5	363,617.50	19,540.03	11,788.18	31,328.21	394,945.71
16 CIRCUIT	15,166.0	712,753.36	14,133.84	53,907.97	68,041.81	780,795.17
17 CIRCUIT	10,812.6	516,091.00	21,298.96	37,824.20	59,123.16	575,214.16
18 CIRCUIT	4,403.8	207,799.00	10,217.01	11,280.73	21,497.74	229,296.74
19 CIRCUIT	12,180.4	572,986.00	15,409.26	10,071.20	25,480.46	598,466.46
20 CIRCUIT	7,422.6	358,411.00	12,801.92	2,254.19	15,056.11	373,467.11
21 CIRCUIT	8,725.8	417,841.00	12,265.59	10,445.00	22,710.59	440,551.59
22 CIRCUIT	9,046.6	446,951.00	20,662.92	22,465.33	43,128.25	490,079.25
23 CIRCUIT	14,893.4	742,929.00	32,394.75	108,686.02	141,080.77	884,009.77
24 CIRCUIT	6,200.8	314,874.00	23,506.63	1,872.80	25,379.43	340,253.43
25 CIRCUIT	10,778.7	537,469.50	16,272.63	19,579.09	35,851.72	573,321.22
26 CIRCUIT	8,780.0	421,844.00	19,608.93	4,850.40	24,459.33	446,303.33
27 CIRCUIT	7,741.1	369,611.50	41,334.16	62,750.49	104,084.65	473,696.15
28 CIRCUIT	1,299.6	64,194.00	2,654.16	0.00	2,654.16	66,848.16
29 CIRCUIT	8,015.2	392,168.00	14,931.66	32,494.00	47,425.66	439,593.66
30 CIRCUIT	5,139.1	251,675.00	7,646.88	3,466.69	11,113.57	262,788.57
31 CIRCUIT	3,131.2	154,328.00	14,722.57	18,825.19	33,547.76	187,875.76
STATE	299,834.2	14,492,953.36	682,111.61	1,015,384.09	1,697,495.70	16,190,449.06

**WEST VIRGINIA PUBLIC DEFENDER SERVICES
 SUMMARY REPORT FOR ATTORNEY HOURS/FEES/EXPENSES
 FISCAL YEAR 2007**

CIRCUIT COUNTY	TOTAL HOURS	FEE AMOUNT IN \$	EXPENSE AMOUNT IN \$	DIRECT EXPENSE AMOUNT IN \$	EXPENSE AMOUNT IN \$	GRAND TOTAL AMOUNT IN \$
01 CIRCUIT						
BROOKE	3,072.5	145,894.50	5,166.24	13,352.94	18,519.18	164,413.68
HANCOCK	3,430.5	164,588.50	10,187.41	10,135.00	20,322.41	184,910.91
OHIO	9,042.8	425,525.50	20,272.93	22,628.09	42,901.02	468,426.52
TOTAL	15,545.8	736,008.50	35,626.58	46,116.03	81,742.61	817,751.11
02 CIRCUIT						
MARSHALL	2,530.1	122,244.50	1,829.21	2,784.55	4,613.76	126,858.26
TYLER	782.2	38,459.00	2,474.87	0.00	2,474.87	40,933.87
WETZEL	1,716.2	82,343.00	12,233.47	2,820.34	15,053.81	97,396.81
TOTAL	5,028.5	243,046.50	16,537.55	5,604.89	22,142.44	265,188.94
03 CIRCUIT						
DODDRIDGE	2,386.8	113,112.00	8,671.65	20,982.61	29,654.26	142,766.26
PLEASANTS	1,013.1	47,701.50	2,164.43	4,307.68	6,472.11	54,173.61
RITCHIE	2,347.3	112,198.50	4,375.13	9,022.20	13,397.33	125,595.83
TOTAL	5,747.2	273,012.00	15,211.21	34,312.49	49,523.70	322,535.70
04 CIRCUIT						
WIRT	1,374.9	65,166.50	5,323.45	24,982.03	30,305.48	95,471.98
WOOD	29,819.8	1,417,771.00	65,115.97	228,322.25	293,438.22	1,711,209.22
TOTAL	31,194.7	1,482,937.50	70,439.42	253,304.28	323,743.70	1,806,681.20
05 CIRCUIT						
CALHOUN	842.8	42,006.00	1,785.01	0.00	1,785.01	43,791.01
JACKSON	1,941.8	95,159.00	4,939.35	6,366.01	11,305.36	106,464.36
MASON	8,351.5	405,339.50	19,903.07	6,321.93	26,225.00	431,564.50
ROANE	3,432.4	171,262.00	6,611.67	17,981.84	24,593.51	195,855.51
TOTAL	14,568.5	713,766.50	33,239.10	30,669.78	63,908.88	777,675.38
06 CIRCUIT						
CABELL	12,186.7	608,477.50	22,030.62	21,280.24	43,310.86	651,788.36
TOTAL	12,186.7	608,477.50	22,030.62	21,280.24	43,310.86	651,788.36
07 CIRCUIT						
LOGAN	10,301.7	498,626.50	17,378.59	27,991.03	45,369.62	543,996.12
TOTAL	10,301.7	498,626.50	17,378.59	27,991.03	45,369.62	543,996.12
08 CIRCUIT						
MCDOWELL	5,224.5	250,394.50	7,531.82	17,047.86	24,579.68	274,974.18
TOTAL	5,224.5	250,394.50	7,531.82	17,047.86	24,579.68	274,974.18
09 CIRCUIT						
MERCER	14,127.4	691,131.00	56,619.38	36,347.54	92,966.92	784,097.92
TOTAL	14,127.4	691,131.00	56,619.38	36,347.54	92,966.92	784,097.92
10 CIRCUIT						
RALEIGH	6,208.6	298,827.00	19,545.07	12,506.05	32,051.12	330,878.12
TOTAL	6,208.6	298,827.00	19,545.07	12,506.05	32,051.12	330,878.12
11 CIRCUIT						
GREENBRIER	2,076.7	99,647.50	3,243.25	17,281.60	20,524.85	120,172.35
POCAHONTAS	1,082.2	51,767.00	791.01	0.00	791.01	52,558.01
TOTAL	3,158.9	151,414.50	4,034.26	17,281.60	21,315.86	172,730.36

**WEST VIRGINIA PUBLIC DEFENDER SERVICES
 SUMMARY REPORT FOR ATTORNEY HOURS/FEES/EXPENSES
 FISCAL YEAR 2007**

CIRCUIT COUNTY	TOTAL HOURS	FEE AMOUNT IN \$	EXPENSE AMOUNT IN \$	DIRECT EXPENSE AMOUNT IN \$	EXPENSE AMOUNT IN \$	GRAND TOTAL AMOUNT IN \$
12 CIRCUIT						
FAYETTE	2,051.0	97,707.00	4,123.45	8,000.00	12,123.45	109,830.45
TOTAL	2,051.0	97,707.00	4,123.45	8,000.00	12,123.45	109,830.45
13 CIRCUIT						
KANAWHA	21,247.8	1,031,150.50	28,569.62	84,032.69	112,602.31	1,143,752.81
TOTAL	21,247.8	1,031,150.50	28,569.62	84,032.69	112,602.31	1,143,752.81
14 CIRCUIT						
BRAXTON	4,454.2	216,331.00	26,245.61	2,400.00	28,645.61	244,976.61
CLAY	1,752.3	84,809.50	5,578.39	694.06	6,272.45	91,081.95
GILMER	1,727.0	83,961.00	5,189.07	0.00	5,189.07	89,150.07
WEBSTER	3,897.1	185,809.50	14,809.97	5,234.07	20,044.04	205,853.54
TOTAL	11,830.6	570,911.00	51,823.04	8,328.13	60,151.17	631,062.17
15 CIRCUIT						
HARRISON	7,675.5	363,617.50	19,540.03	11,788.18	31,328.21	394,945.71
TOTAL	7,675.5	363,617.50	19,540.03	11,788.18	31,328.21	394,945.71
16 CIRCUIT						
MARION	15,166.0	712,753.36	14,133.84	53,907.97	68,041.81	780,795.17
TOTAL	15,166.0	712,753.36	14,133.84	53,907.97	68,041.81	780,795.17
17 CIRCUIT						
MONONGALIA	10,812.6	516,091.00	21,298.96	37,824.20	59,123.16	575,214.16
TOTAL	10,812.6	516,091.00	21,298.96	37,824.20	59,123.16	575,214.16
18 CIRCUIT						
PRESTON	4,403.8	207,799.00	10,217.01	11,280.73	21,497.74	229,296.74
TOTAL	4,403.8	207,799.00	10,217.01	11,280.73	21,497.74	229,296.74
19 CIRCUIT						
BARBOUR	5,398.1	253,854.50	6,616.42	10,071.20	16,687.62	270,542.12
TAYLOR	6,782.3	319,131.50	8,792.84	0.00	8,792.84	327,924.34
TOTAL	12,180.4	572,986.00	15,409.26	10,071.20	25,480.46	598,466.46
20 CIRCUIT						
RANDOLPH	7,422.6	358,411.00	12,801.92	2,254.19	15,056.11	373,467.11
TOTAL	7,422.6	358,411.00	12,801.92	2,254.19	15,056.11	373,467.11
21 CIRCUIT						
GRANT	2,380.3	113,613.50	2,644.58	4,820.00	7,464.58	121,078.08
MINERAL	5,110.3	245,063.50	4,773.00	5,625.00	10,398.00	255,461.50
TUCKER	1,235.2	59,164.00	4,848.01	0.00	4,848.01	64,012.01
TOTAL	8,725.8	417,841.00	12,265.59	10,445.00	22,710.59	440,551.59
22 CIRCUIT						
HAMPSHIRE	4,451.4	222,047.00	11,516.06	14,720.33	26,236.39	248,283.39
HARDY	3,361.6	165,288.00	4,362.81	5,700.00	10,062.81	175,350.81
PENDLETON	1,233.6	59,616.00	4,784.05	2,045.00	6,829.05	66,445.05
TOTAL	9,046.6	446,951.00	20,662.92	22,465.33	43,128.25	490,079.25

**WEST VIRGINIA PUBLIC DEFENDER SERVICES
 SUMMARY REPORT FOR ATTORNEY HOURS/FEES/EXPENSES
 FISCAL YEAR 2007**

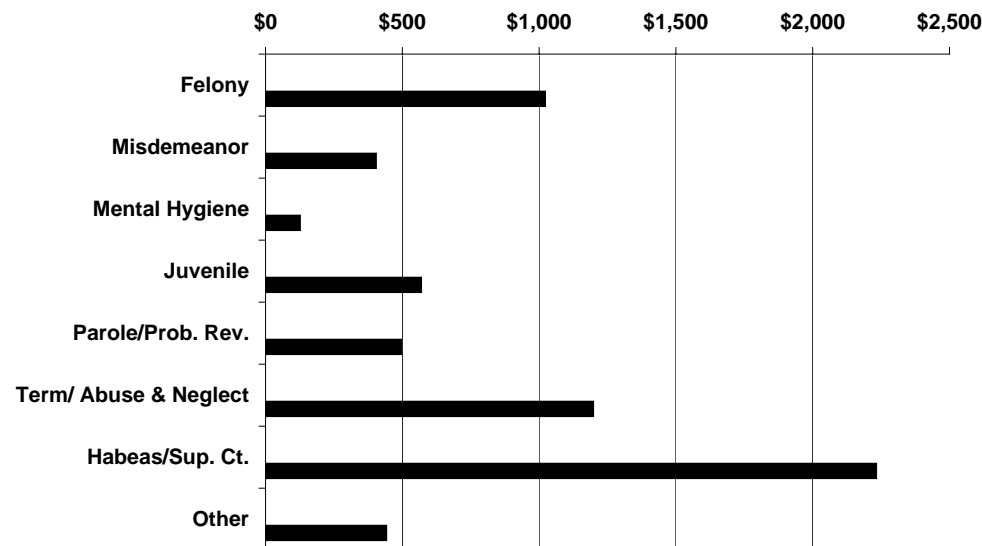
CIRCUIT COUNTY	TOTAL HOURS	FEE AMOUNT IN \$	EXPENSE AMOUNT IN \$	DIRECT EXPENSE AMOUNT IN \$	EXPENSE AMOUNT IN \$	GRAND TOTAL AMOUNT IN \$
23 CIRCUIT						
BERKELEY	9,346.8	467,574.00	17,623.41	54,469.30	72,092.71	539,666.71
JEFFERSON	3,615.4	180,097.00	9,813.05	26,151.12	35,964.17	216,061.17
MORGAN	1,931.2	95,258.00	4,958.29	28,065.60	33,023.89	128,281.89
TOTAL	14,893.4	742,929.00	32,394.75	108,686.02	141,080.77	884,009.77
24 CIRCUIT						
WAYNE	6,200.8	314,874.00	23,506.63	1,872.80	25,379.43	340,253.43
TOTAL	6,200.8	314,874.00	23,506.63	1,872.80	25,379.43	340,253.43
25 CIRCUIT						
BOONE	4,990.0	256,180.00	4,710.06	18,370.49	23,080.55	279,260.55
LINCOLN	5,788.7	281,289.50	11,562.57	1,208.60	12,771.17	294,060.67
TOTAL	10,778.7	537,469.50	16,272.63	19,579.09	35,851.72	573,321.22
26 CIRCUIT						
LEWIS	3,901.0	187,289.00	10,806.25	1,598.90	12,405.15	199,694.15
UPSHUR	4,879.0	234,555.00	8,802.68	3,251.50	12,054.18	246,609.18
TOTAL	8,780.0	421,844.00	19,608.93	4,850.40	24,459.33	446,303.33
27 CIRCUIT						
WYOMING	7,741.1	369,611.50	41,334.16	62,750.49	104,084.65	473,696.15
TOTAL	7,741.1	369,611.50	41,334.16	62,750.49	104,084.65	473,696.15
28 CIRCUIT						
NICHOLAS	1,299.6	64,194.00	2,654.16	0.00	2,654.16	66,848.16
TOTAL	1,299.6	64,194.00	2,654.16	0.00	2,654.16	66,848.16
29 CIRCUIT						
PUTNAM	8,015.2	392,168.00	14,931.66	32,494.00	47,425.66	439,593.66
TOTAL	8,015.2	392,168.00	14,931.66	32,494.00	47,425.66	439,593.66
30 CIRCUIT						
MINGO	5,139.1	251,675.00	7,646.88	3,466.69	11,113.57	262,788.57
TOTAL	5,139.1	251,675.00	7,646.88	3,466.69	11,113.57	262,788.57
31 CIRCUIT						
MONROE	1,307.4	63,689.00	7,662.62	731.15	8,393.77	72,082.77
SUMMERS	1,823.8	90,639.00	7,059.95	18,094.04	25,153.99	115,792.99
TOTAL	3,131.2	154,328.00	14,722.57	18,825.19	33,547.76	187,875.76
STATE	299,834.2	14,492,953.36	682,111.61	1,015,384.09	1,697,495.70	16,190,449.06

Appointed Counsel Average Costs for FY 2007

Felony	\$1,020.28
Misdemeanor	\$402.15
Mental Hygiene	\$124.37
Juvenile	\$567.19
Parole/Prob. Rev.	\$493.74
Term/ Abuse & Neglect	\$1,195.97
Habeas/Sup. Ct.	\$2,230.50
Other	\$439.88

Mandamus/Prohibition, Mag. Ct. Appeal, Extradition, Contempt, Fugitive, Other

Appointed Counsel Average Costs for FY 2007 by Case Type



**WEST VIRGINIA PUBLIC DEFENDER SERVICES
 AVERAGE COST BY CASE TYPE
 FISCAL YEAR 2007**

CIRCUIT	FELONY	MISD	MENTAL HYGIENE	JUVENILE	PAROLE PROBAT REV	TERM ABUSE	HABEAS SUP. CT.	OTHER	CIRCUIT AVERAGE
01 CIRCUIT	1,489.62	403.58	100.10	498.90	444.16	1,914.28	2,660.98	549.47	\$881.20
02 CIRCUIT	1,158.26	329.46	161.92	475.61	636.14	1,454.02	5,524.35	2,080.53	\$635.94
03 CIRCUIT	1,163.47	533.94	237.05	930.41	762.41	1,194.65	1,776.11	400.91	\$827.01
04 CIRCUIT	646.24	544.63	122.33	461.92	370.14	875.62	1,441.44	309.10	\$570.83
05 CIRCUIT	1,091.33	417.41	149.20	943.48	691.07	913.96	1,826.86	535.04	\$749.93
06 CIRCUIT	921.80	346.21	88.98	268.45	506.91	803.65	2,287.62	479.57	\$407.88
07 CIRCUIT	1,133.04	281.38	0.00	630.45	632.77	1,188.58	1,805.17	391.37	\$626.72
08 CIRCUIT	1,631.35	416.78	220.75	507.83	661.72	1,404.29	3,041.11	237.77	\$1,140.97
09 CIRCUIT	1,037.83	319.35	163.46	750.71	491.87	1,039.67	1,849.08	762.37	\$698.22
10 CIRCUIT	969.51	371.88	137.50	628.18	837.45	630.88	1,082.53	538.09	\$672.52
11 CIRCUIT	1,331.46	371.37	86.59	601.02	702.58	1,354.60	3,506.72	602.86	\$867.99
12 CIRCUIT	989.01	300.44	385.55	815.04	356.79	1,469.74	1,192.53	269.10	\$784.50
13 CIRCUIT	990.46	357.73	110.32	641.94	534.28	957.79	1,154.98	551.51	\$693.18
14 CIRCUIT	1,016.28	346.86	129.38	804.17	1,186.52	1,417.86	2,480.13	249.06	\$705.89
15 CIRCUIT	1,638.99	547.91	131.71	653.52	467.02	1,440.46	2,916.31	432.72	\$984.90
16 CIRCUIT	1,175.11	385.90	102.33	641.38	529.46	1,336.80	1,429.72	284.99	\$671.36
17 CIRCUIT	1,114.44	419.19	102.56	766.23	502.50	1,413.54	2,539.34	362.27	\$578.69
18 CIRCUIT	1,399.42	609.73	141.00	915.80	395.21	1,965.92	4,808.61	901.76	\$1,442.12
19 CIRCUIT	1,110.24	388.61	208.15	467.48	368.92	1,525.78	1,338.54	506.65	\$771.22
20 CIRCUIT	848.09	336.07	145.25	658.40	391.92	1,209.99	1,598.64	700.32	\$624.53
21 CIRCUIT	700.67	316.11	108.80	276.28	351.01	1,720.95	2,027.67	958.20	\$527.61
22 CIRCUIT	1,152.28	357.87	251.88	983.56	413.98	1,232.76	224.50	273.97	\$701.11
23 CIRCUIT	1,260.13	434.24	0.00	739.78	726.39	1,623.78	3,137.11	513.00	\$1,321.39
24 CIRCUIT	1,062.77	402.25	298.49	392.23	590.04	892.82	4,634.76	327.05	\$754.44
25 CIRCUIT	1,135.09	367.73	175.24	684.62	488.01	1,540.70	2,527.35	631.75	\$960.34
26 CIRCUIT	703.76	376.69	132.10	372.73	496.37	1,108.09	1,137.35	634.87	\$474.79
27 CIRCUIT	1,491.50	446.86	279.21	680.28	0.00	1,283.34	0.00	923.89	\$823.82
28 CIRCUIT	542.59	237.31	66.25	340.02	249.11	672.23	1,914.93	180.78	\$448.65
29 CIRCUIT	1,039.68	346.04	175.73	483.89	364.29	977.44	3,010.31	291.65	\$528.99
30 CIRCUIT	718.09	427.33	171.50	660.21	564.75	1,446.49	1,296.23	735.85	\$973.29
31 CIRCUIT	933.44	228.61	99.87	441.83	416.45	1,116.02	2,115.99	461.47	\$604.10
STATE AVERAGE	1,020.28	402.15	124.37	567.19	493.74	1,195.97	2,230.50	439.88	\$687.20

**WEST VIRGINIA PUBLIC DEFENDER SERVICES
 AVERAGE COST BY CASE TYPE
 FISCAL YEAR 2007**

CIRCUIT	FELONY	MISD	MENTAL HYGIENE	JUVENILE	PAROLE PROBAT REV	TERM ABUSE	HABEAS SUP. CT.	OTHER	CIRCUIT AVERAGE
01 CIRCUIT									
BROOKE	1,247.82	526.09	162.27	592.03	545.00	1,484.13	0.00	705.29	\$972.86
HANCOCK	1,211.96	456.41	196.35	623.69	487.72	1,635.57	1,855.32	176.99	\$1,027.28
OHIO	1,786.54	359.94	86.07	437.35	236.73	2,341.62	3,063.80	859.62	\$809.03
AVERAGE	1,489.62	403.58	100.10	498.90	444.16	1,914.28	2,660.98	549.47	\$881.20
02 CIRCUIT									
MARSHALL	1,042.87	315.63	139.07	366.48	561.22	1,315.35	448.30	2,821.75	\$503.41
TYLER	871.60	337.92	162.82	1,552.77	679.75	1,500.69	0.00	0.00	\$870.93
WETZEL	1,568.20	394.12	207.11	261.60	677.90	1,884.91	7,216.36	1,895.22	\$825.40
AVERAGE	1,158.26	329.46	161.92	475.61	636.14	1,454.02	5,524.35	2,080.53	\$635.94
03 CIRCUIT									
DODDRIDGE	1,407.32	575.74	244.27	1,029.82	740.81	1,441.31	0.00	425.91	\$921.07
PLEASANTS	1,143.72	470.84	240.90	691.86	881.23	1,146.35	1,776.11	355.72	\$742.10
RITCHIE	945.82	532.35	229.68	890.63	0.00	1,120.89	0.00	381.33	\$775.28
AVERAGE	1,163.47	533.94	237.05	930.41	762.41	1,194.65	1,776.11	400.91	\$827.01
04 CIRCUIT									
WIRT	1,441.82	408.41	147.50	314.47	486.39	718.58	1,503.19	256.91	\$686.85
WOOD	609.02	550.17	122.10	473.68	360.10	881.58	1,435.56	313.89	\$565.50
AVERAGE	646.24	544.63	122.33	461.92	370.14	875.62	1,441.44	309.10	\$570.83
05 CIRCUIT									
CALHOUN	1,490.48	462.93	178.75	715.83	0.00	835.12	0.00	892.35	\$826.25
JACKSON	1,102.53	532.74	141.58	487.63	503.66	1,248.11	2,114.82	1,065.11	\$925.78
MASON	916.31	414.47	153.66	965.65	884.27	1,240.64	0.00	422.88	\$662.93
ROANE	1,638.43	351.11	106.25	1,214.26	381.01	730.61	675.00	203.75	\$898.42
AVERAGE	1,091.33	417.41	149.20	943.48	691.07	913.96	1,826.86	535.04	\$749.93
06 CIRCUIT									
CABELL	921.80	346.21	88.98	268.45	506.91	803.65	2,287.62	479.57	\$407.88
AVERAGE	921.80	346.21	88.98	268.45	506.91	803.65	2,287.62	479.57	\$407.88
07 CIRCUIT									
LOGAN	1,133.04	281.38	0.00	630.45	632.77	1,188.58	1,805.17	391.37	\$626.72
AVERAGE	1,133.04	281.38	0.00	630.45	632.77	1,188.58	1,805.17	391.37	\$626.72

**WEST VIRGINIA PUBLIC DEFENDER SERVICES
 AVERAGE COST BY CASE TYPE
 FISCAL YEAR 2007**

CIRCUIT	FELONY	MISD	MENTAL HYGIENE	JUVENILE	PAROLE PROBAT REV	TERM ABUSE	HABEAS SUP. CT.	OTHER	CIRCUIT AVERAGE
08 CIRCUIT									
MCDOWELL	1,631.35	416.78	220.75	507.83	661.72	1,404.29	3,041.11	237.77	\$1,140.97
AVERAGE	1,631.35	416.78	220.75	507.83	661.72	1,404.29	3,041.11	237.77	\$1,140.97
09 CIRCUIT									
MERCER	1,037.83	319.35	163.46	750.71	491.87	1,039.67	1,849.08	762.37	\$698.22
AVERAGE	1,037.83	319.35	163.46	750.71	491.87	1,039.67	1,849.08	762.37	\$698.22
10 CIRCUIT									
RALEIGH	969.51	371.88	137.50	628.18	837.45	630.88	1,082.53	538.09	\$672.52
AVERAGE	969.51	371.88	137.50	628.18	837.45	630.88	1,082.53	538.09	\$672.52
11 CIRCUIT									
GREENBRIER	1,383.27	327.20	83.09	206.13	665.25	1,222.50	3,506.72	551.67	\$785.44
POCAHONTAS	1,171.34	537.00	122.50	1,259.17	721.25	1,783.94	0.00	705.25	\$1,142.57
AVERAGE	1,331.46	371.37	86.59	601.02	702.58	1,354.60	3,506.72	602.86	\$867.99
12 CIRCUIT									
FAYETTE	989.01	300.44	385.55	815.04	356.79	1,469.74	1,192.53	269.10	\$784.50
AVERAGE	989.01	300.44	385.55	815.04	356.79	1,469.74	1,192.53	269.10	\$784.50
13 CIRCUIT									
KANAWHA	990.46	357.73	110.32	641.94	534.28	957.79	1,154.98	551.51	\$693.18
AVERAGE	990.46	357.73	110.32	641.94	534.28	957.79	1,154.98	551.51	\$693.18
14 CIRCUIT									
BRAXTON	974.16	406.08	72.30	800.16	168.23	1,334.70	825.93	299.59	\$684.29
CLAY	1,197.17	274.95	0.00	1,185.45	660.21	1,266.30	4,685.00	312.24	\$798.96
GILMER	936.11	322.27	204.83	613.19	489.95	1,345.28	396.52	142.86	\$602.37
WEBSTER	1,079.08	316.78	141.20	815.36	3,020.06	1,641.80	2,863.37	972.52	\$751.29
AVERAGE	1,016.28	346.86	129.38	804.17	1,186.52	1,417.86	2,480.13	249.06	\$705.89
15 CIRCUIT									
HARRISON	1,638.99	547.91	131.71	653.52	467.02	1,440.46	2,916.31	432.72	\$984.90
AVERAGE	1,638.99	547.91	131.71	653.52	467.02	1,440.46	2,916.31	432.72	\$984.90
16 CIRCUIT									
MARION	1,175.11	385.90	102.33	641.38	529.46	1,336.80	1,429.72	284.99	\$671.36
AVERAGE	1,175.11	385.90	102.33	641.38	529.46	1,336.80	1,429.72	284.99	\$671.36

**WEST VIRGINIA PUBLIC DEFENDER SERVICES
 AVERAGE COST BY CASE TYPE
 FISCAL YEAR 2007**

CIRCUIT	FELONY	MISD	MENTAL HYGIENE	JUVENILE	PAROLE PROBAT REV	TERM ABUSE	HABEAS SUP. CT.	OTHER	CIRCUIT AVERAGE
17 CIRCUIT									
MONONGALIA	1,114.44	419.19	102.56	766.23	502.50	1,413.54	2,539.34	362.27	\$578.69
AVERAGE	1,114.44	419.19	102.56	766.23	502.50	1,413.54	2,539.34	362.27	\$578.69
18 CIRCUIT									
PRESTON	1,399.42	609.73	141.00	915.80	395.21	1,965.92	4,808.61	901.76	\$1,442.12
AVERAGE	1,399.42	609.73	141.00	915.80	395.21	1,965.92	4,808.61	901.76	\$1,442.12
19 CIRCUIT									
BARBOUR	1,330.59	396.94	277.48	611.53	379.60	1,695.30	1,647.00	1,458.32	\$881.24
TAYLOR	933.01	379.72	182.15	405.22	366.00	1,431.99	1,184.32	420.13	\$699.20
AVERAGE	1,110.24	388.61	208.15	467.48	368.92	1,525.78	1,338.54	506.65	\$771.22
20 CIRCUIT									
RANDOLPH	848.09	336.07	145.25	658.40	391.92	1,209.99	1,598.64	700.32	\$624.53
AVERAGE	848.09	336.07	145.25	658.40	391.92	1,209.99	1,598.64	700.32	\$624.53
21 CIRCUIT									
GRANT	697.77	377.45	105.00	436.49	374.10	2,296.69	3,410.07	733.97	\$807.19
MINERAL	534.39	304.94	112.92	245.45	338.18	1,781.60	1,640.63	1,274.05	\$409.39
TUCKER	1,596.84	466.82	0.00	347.54	0.00	928.49	1,806.40	184.25	\$1,049.38
AVERAGE	700.67	316.11	108.80	276.28	351.01	1,720.95	2,027.67	958.20	\$527.61
22 CIRCUIT									
HAMPSHIRE	1,075.76	323.56	106.92	725.26	418.85	764.06	0.00	226.81	\$599.72
HARDY	1,095.69	368.39	314.00	963.25	425.78	1,927.77	0.00	316.00	\$730.63
PENDLETON	2,359.71	750.50	0.00	1,839.05	337.87	2,334.01	224.50	441.16	\$1,476.56
AVERAGE	1,152.28	357.87	251.88	983.56	413.98	1,232.76	224.50	273.97	\$701.11
23 CIRCUIT									
BERKELEY	1,009.23	363.39	0.00	801.98	853.07	1,501.25	4,575.26	513.00	\$1,257.96
JEFFERSON	1,330.45	341.97	0.00	453.18	695.72	2,003.06	1,378.04	0.00	\$1,341.99
MORGAN	1,874.18	809.20	0.00	1,349.56	712.11	1,704.39	2,564.26	0.00	\$1,623.82
AVERAGE	1,260.13	434.24	0.00	739.78	726.39	1,623.78	3,137.11	513.00	\$1,321.39
24 CIRCUIT									
WAYNE	1,062.77	402.25	298.49	392.23	590.04	892.82	4,634.76	327.05	\$754.44
AVERAGE	1,062.77	402.25	298.49	392.23	590.04	892.82	4,634.76	327.05	\$754.44

**WEST VIRGINIA PUBLIC DEFENDER SERVICES
 AVERAGE COST BY CASE TYPE
 FISCAL YEAR 2007**

CIRCUIT	FELONY	MISD	MENTAL HYGIENE	JUVENILE	PAROLE PROBAT REV	TERM ABUSE	HABEAS SUP. CT.	OTHER	CIRCUIT AVERAGE
25 CIRCUIT									
BOONE	1,320.68	300.92	115.65	755.86	499.56	1,670.31	1,062.06	838.00	\$1,069.96
LINCOLN	939.34	450.36	191.13	660.11	474.67	1,428.07	6,923.22	425.50	\$875.18
AVERAGE	1,135.09	367.73	175.24	684.62	488.01	1,540.70	2,527.35	631.75	\$960.34
26 CIRCUIT									
LEWIS	862.58	409.30	131.86	406.58	394.40	1,367.99	786.52	868.08	\$380.37
UPSHUR	612.06	355.77	139.15	350.16	564.35	1,007.74	1,488.19	534.92	\$594.24
AVERAGE	703.76	376.69	132.10	372.73	496.37	1,108.09	1,137.35	634.87	\$474.79
27 CIRCUIT									
WYOMING	1,491.50	446.86	279.21	680.28	0.00	1,283.34	0.00	923.89	\$823.82
AVERAGE	1,491.50	446.86	279.21	680.28	0.00	1,283.34	0.00	923.89	\$823.82
28 CIRCUIT									
NICHOLAS	542.59	237.31	66.25	340.02	249.11	672.23	1,914.93	180.78	\$448.65
AVERAGE	542.59	237.31	66.25	340.02	249.11	672.23	1,914.93	180.78	\$448.65
29 CIRCUIT									
PUTNAM	1,039.68	346.04	175.73	483.89	364.29	977.44	3,010.31	291.65	\$528.99
AVERAGE	1,039.68	346.04	175.73	483.89	364.29	977.44	3,010.31	291.65	\$528.99
30 CIRCUIT									
MINGO	718.09	427.33	171.50	660.21	564.75	1,446.49	1,296.23	735.85	\$973.29
AVERAGE	718.09	427.33	171.50	660.21	564.75	1,446.49	1,296.23	735.85	\$973.29
31 CIRCUIT									
MONROE	1,214.76	272.68	130.96	527.44	663.14	986.36	0.00	145.16	\$600.69
SUMMERS	837.20	179.04	95.43	356.21	310.73	1,183.93	2,115.99	514.19	\$606.25
AVERAGE	933.44	228.61	99.87	441.83	416.45	1,116.02	2,115.99	461.47	\$604.10
STATE AVERAGE	1,020.28	402.15	124.37	567.19	493.74	1,195.97	2,230.50	439.88	\$687.20

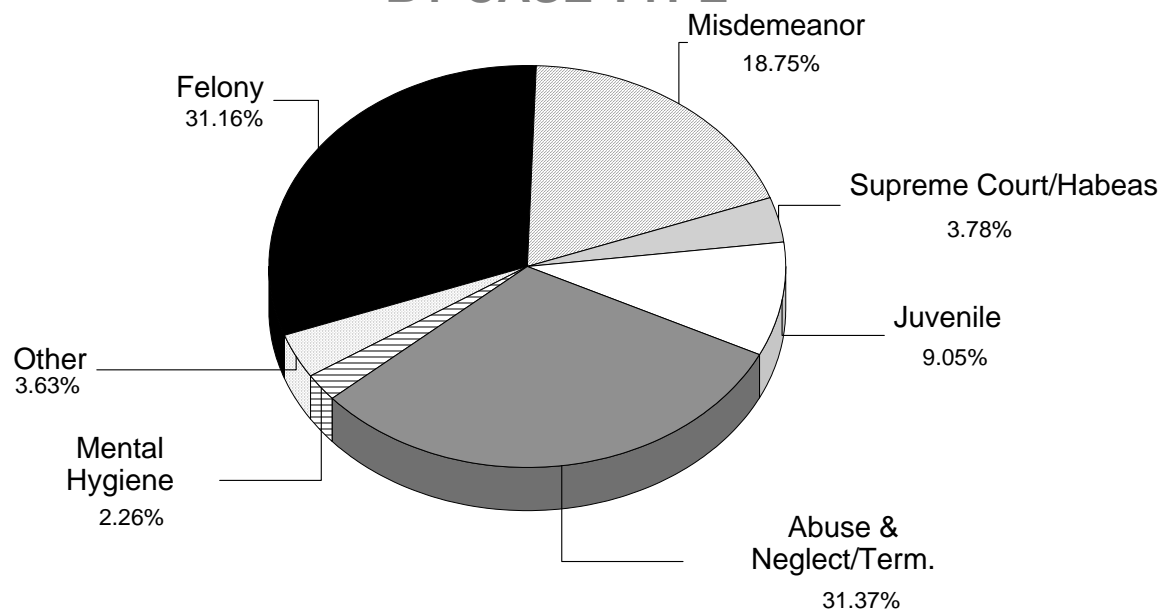
APPOINTED COUNSEL HOURS PAID IN FY 2007

Felony	93,417.4
Misdemeanor	56,222.9
Supreme Court/Habeas	11,334.1
Juvenile	27,124.0
Abuse & Neglect/Term.	94,069.6
Mental Hygiene	6,772.8
Other	10,893.5

Parole/Probation Rev., Mag. Ct. Appeal,
Mandamus/Prohibition, Extradition,
Contempt, Fugitive, Other

TOTAL HOURS PAID	299,834.2
-------------------------	------------------

APPOINTED COUNSEL HOURS PAID IN FY 2007 BY CASE TYPE



**WEST VIRGINIA PUBLIC DEFENDER SERVICES
 APPOINTED COUNSEL HOURS PAID BY CASE TYPE
 FISCAL YEAR 2007**

CIRCUIT	FELONY	MISD	MENTAL HYGIENE	JUVENILE	PAROLE PROBAT REV	TERM ABUSE	HABEAS SUP. CT.	OTHER	TOTAL HOURS
01 CIRCUIT	3,767.0	1,103.1	609.5	688.0	245.3	8,428.6	568.4	135.9	15,545.8
02 CIRCUIT	1,254.1	345.5	620.9	217.7	138.0	1,944.6	300.5	207.2	5,028.5
03 CIRCUIT	1,725.2	1,147.8	97.1	603.7	340.4	1,553.5	77.2	202.3	5,747.2
04 CIRCUIT	6,795.6	13,693.0	508.1	2,044.8	564.4	5,641.1	1,217.9	729.8	31,194.7
05 CIRCUIT	6,340.0	2,477.3	284.2	1,196.2	252.3	3,577.6	183.1	257.8	14,568.5
06 CIRCUIT	4,647.6	392.9	1,250.9	1,099.7	134.4	3,184.5	1,339.2	137.5	12,186.7
07 CIRCUIT	3,024.0	2,410.3	0.0	1,579.9	233.5	2,713.7	190.4	149.9	10,301.7
08 CIRCUIT	2,507.1	627.0	24.1	111.0	13.4	1,611.0	320.4	10.5	5,224.5
09 CIRCUIT	6,107.7	1,463.9	605.5	732.2	344.0	4,154.5	434.8	284.8	14,127.4
10 CIRCUIT	2,157.2	642.8	4.6	180.0	167.2	2,974.3	36.8	45.7	6,208.6
11 CIRCUIT	1,041.2	145.5	62.5	297.0	89.1	1,402.8	45.3	75.5	3,158.9
12 CIRCUIT	582.7	334.7	7.5	98.8	28.9	917.7	75.2	5.5	2,051.0
13 CIRCUIT	8,014.3	4,581.6	6.3	1,823.6	238.0	6,031.8	334.3	217.9	21,247.8
14 CIRCUIT	4,128.9	2,525.4	31.4	1,600.5	221.8	2,745.6	348.0	229.0	11,830.6
15 CIRCUIT	2,212.1	1,209.7	98.6	683.3	197.8	2,364.6	846.7	62.7	7,675.5
16 CIRCUIT	4,960.2	3,164.1	344.1	1,403.1	520.8	4,367.5	240.9	165.4	15,166.0
17 CIRCUIT	3,596.5	3,260.4	432.6	1,287.5	297.9	1,333.9	370.6	233.2	10,812.6
18 CIRCUIT	946.8	93.1	2.6	641.1	92.7	1,909.2	625.6	92.7	4,403.8
19 CIRCUIT	3,586.7	1,788.4	137.5	1,668.9	216.1	4,569.9	86.0	126.9	12,180.4
20 CIRCUIT	2,393.2	1,554.5	48.9	1,162.4	180.1	1,751.2	126.2	206.1	7,422.6
21 CIRCUIT	2,319.9	1,937.6	53.4	1,117.5	298.8	2,359.3	417.9	221.4	8,725.8
22 CIRCUIT	3,344.2	1,978.4	83.9	1,030.4	246.2	2,134.0	4.1	225.4	9,046.6
23 CIRCUIT	3,303.7	422.6	0.0	1,295.1	192.7	8,169.7	1,498.2	11.4	14,893.4
24 CIRCUIT	1,328.1	511.5	338.4	240.2	140.1	2,977.3	630.0	35.2	6,200.8
25 CIRCUIT	3,097.2	627.5	122.9	1,654.6	269.2	4,540.4	388.6	78.3	10,778.7
26 CIRCUIT	2,114.2	1,567.9	775.1	542.2	191.4	3,121.4	239.6	228.2	8,780.0
27 CIRCUIT	3,018.0	2,196.2	28.1	458.3	0.0	1,985.0	0.0	55.5	7,741.1
28 CIRCUIT	365.8	142.7	20.9	45.3	9.9	658.1	39.0	17.9	1,299.6
29 CIRCUIT	2,661.2	2,895.1	148.7	1,032.9	228.3	869.1	80.4	99.5	8,015.2
30 CIRCUIT	678.0	539.3	9.7	188.9	23.1	3,405.5	196.4	98.2	5,139.1
31 CIRCUIT	1,399.1	443.1	14.8	399.2	74.0	672.2	72.4	56.4	3,131.2
STATE TOTAL	93,417.4	56,222.9	6,772.8	27,124.0	6,189.8	94,069.6	11,334.1	4,703.7	299,834.2

**WEST VIRGINIA PUBLIC DEFENDER SERVICES
 APPOINTED COUNSEL HOURS PAID BY CASE TYPE
 FISCAL YEAR 2007**

CIRCUIT COUNTY	FELONY	MISD	MENTAL HYGIEN	JUVENILE	PAROLE PROBAT REV	TERM ABUSE	HABEAS SUP. CT.	OTHER	TOTAL HOURS
01 CIRCUIT									
BROOKE	703.9	240.3	98.6	126.5	55.5	1,820.3	0.0	27.4	3,072.5
HANCOCK	959.3	189.6	65.7	165.6	161.2	1,720.1	150.5	18.5	3,430.5
OHIO	2,103.8	673.2	445.2	395.9	28.6	4,888.2	417.9	90.0	9,042.8
TOTAL	3,767.0	1,103.1	609.5	688.0	245.3	8,428.6	568.4	135.9	15,545.8
02 CIRCUIT									
MARSHALL	630.6	243.4	349.0	73.2	46.0	1,121.5	9.7	56.7	2,530.1
TYLER	173.0	47.7	24.5	94.2	52.7	390.1	0.0	0.0	782.2
WETZEL	450.5	54.4	247.4	50.3	39.3	433.0	290.8	150.5	1,716.2
TOTAL	1,254.1	345.5	620.9	217.7	138.0	1,944.6	300.5	207.2	5,028.5
03 CIRCUIT									
DODDRIDGE	796.5	371.5	30.9	361.9	290.8	407.9	0.0	127.3	2,386.8
PLEASANTS	191.6	213.8	25.1	97.2	49.6	308.4	77.2	50.2	1,013.1
RITCHIE	737.1	562.5	41.1	144.6	0.0	837.2	0.0	24.8	2,347.3
TOTAL	1,725.2	1,147.8	97.1	603.7	340.4	1,553.5	77.2	202.3	5,747.2
04 CIRCUIT									
WIRT	537.4	376.7	5.4	104.2	63.4	175.5	64.0	48.3	1,374.9
WOOD	6,258.2	13,316.3	502.7	1,940.6	501.0	5,465.6	1,153.9	681.5	29,819.8
TOTAL	6,795.6	13,693.0	508.1	2,044.8	564.4	5,641.1	1,217.9	729.8	31,194.7
05 CIRCUIT									
CALHOUN	228.1	24.8	20.9	86.2	0.0	466.4	0.0	16.4	842.8
JACKSON	1,068.7	201.9	25.4	29.6	68.7	277.9	168.1	101.5	1,941.8
MASON	3,502.4	2,083.7	220.2	944.0	170.1	1,306.2	0.0	124.9	8,351.5
ROANE	1,540.8	166.9	17.7	136.4	13.5	1,527.1	15.0	15.0	3,432.4
TOTAL	6,340.0	2,477.3	284.2	1,196.2	252.3	3,577.6	183.1	257.8	14,568.5
06 CIRCUIT									
CABELL	4,647.6	392.9	1,250.9	1,099.7	134.4	3,184.5	1,339.2	137.5	12,186.7
TOTAL	4,647.6	392.9	1,250.9	1,099.7	134.4	3,184.5	1,339.2	137.5	12,186.7
07 CIRCUIT									
LOGAN	3,024.0	2,410.3	0.0	1,579.9	233.5	2,713.7	190.4	149.9	10,301.7
TOTAL	3,024.0	2,410.3	0.0	1,579.9	233.5	2,713.7	190.4	149.9	10,301.7
08 CIRCUIT									
MCDOWELL	2,507.1	627.0	24.1	111.0	13.4	1,611.0	320.4	10.5	5,224.5
TOTAL	2,507.1	627.0	24.1	111.0	13.4	1,611.0	320.4	10.5	5,224.5
09 CIRCUIT									
MERCER	6,107.7	1,463.9	605.5	732.2	344.0	4,154.5	434.8	284.8	14,127.4
TOTAL	6,107.7	1,463.9	605.5	732.2	344.0	4,154.5	434.8	284.8	14,127.4
10 CIRCUIT									
RALEIGH	2,157.2	642.8	4.6	180.0	167.2	2,974.3	36.8	45.7	6,208.6
TOTAL	2,157.2	642.8	4.6	180.0	167.2	2,974.3	36.8	45.7	6,208.6

**WEST VIRGINIA PUBLIC DEFENDER SERVICES
 APPOINTED COUNSEL HOURS PAID BY CASE TYPE
 FISCAL YEAR 2007**

CIRCUIT COUNTY	FELONY	MISD	MENTAL HYGIEN	JUVENILE	PAROLE PROBAT REV	TERM ABUSE	HABEAS SUP. CT.	OTHER	TOTAL HOURS
11 CIRCUIT									
GREENBRIER	776.4	99.5	53.7	62.0	28.1	967.1	45.3	44.6	2,076.7
POCAHONTAS	264.8	46.0	8.8	235.0	61.0	435.7	0.0	30.9	1,082.2
TOTAL	1,041.2	145.5	62.5	297.0	89.1	1,402.8	45.3	75.5	3,158.9
12 CIRCUIT									
FAYETTE	582.7	334.7	7.5	98.8	28.9	917.7	75.2	5.5	2,051.0
TOTAL	582.7	334.7	7.5	98.8	28.9	917.7	75.2	5.5	2,051.0
13 CIRCUIT									
KANAWHA	8,014.3	4,581.6	6.3	1,823.6	238.0	6,031.8	334.3	217.9	21,247.8
TOTAL	8,014.3	4,581.6	6.3	1,823.6	238.0	6,031.8	334.3	217.9	21,247.8
14 CIRCUIT									
BRAXTON	1,790.1	1,105.8	6.7	898.3	9.2	562.6	14.2	67.3	4,454.2
CLAY	479.8	249.5	0.0	178.9	22.9	697.6	101.0	22.6	1,752.3
GILMER	735.2	248.2	10.9	186.7	18.7	435.7	8.3	83.3	1,727.0
WEBSTER	1,123.8	921.9	13.8	336.6	171.0	1,049.7	224.5	55.8	3,897.1
TOTAL	4,128.9	2,525.4	31.4	1,600.5	221.8	2,745.6	348.0	229.0	11,830.6
15 CIRCUIT									
HARRISON	2,212.1	1,209.7	98.6	683.3	197.8	2,364.6	846.7	62.7	7,675.5
TOTAL	2,212.1	1,209.7	98.6	683.3	197.8	2,364.6	846.7	62.7	7,675.5
16 CIRCUIT									
MARION	4,960.2	3,164.1	344.1	1,403.1	520.8	4,367.5	240.9	165.4	15,166.0
TOTAL	4,960.2	3,164.1	344.1	1,403.1	520.8	4,367.5	240.9	165.4	15,166.0
17 CIRCUIT									
MONONGALIA ^A	3,596.5	3,260.4	432.6	1,287.5	297.9	1,333.9	370.6	233.2	10,812.6
TOTAL	3,596.5	3,260.4	432.6	1,287.5	297.9	1,333.9	370.6	233.2	10,812.6
18 CIRCUIT									
PRESTON	946.8	93.1	2.6	641.1	92.7	1,909.2	625.6	92.7	4,403.8
TOTAL	946.8	93.1	2.6	641.1	92.7	1,909.2	625.6	92.7	4,403.8
19 CIRCUIT									
BARBOUR	1,822.8	950.3	49.6	650.7	46.9	1,809.1	36.6	32.1	5,398.1
TAYLOR	1,763.9	838.1	87.9	1,018.2	169.2	2,760.8	49.4	94.8	6,782.3
TOTAL	3,586.7	1,788.4	137.5	1,668.9	216.1	4,569.9	86.0	126.9	12,180.4
20 CIRCUIT									
RANDOLPH	2,393.2	1,554.5	48.9	1,162.4	180.1	1,751.2	126.2	206.1	7,422.6
TOTAL	2,393.2	1,554.5	48.9	1,162.4	180.1	1,751.2	126.2	206.1	7,422.6
21 CIRCUIT									
GRANT	410.4	222.4	26.6	244.3	114.7	1,146.8	140.5	74.6	2,380.3
MINERAL	1,226.2	1,643.9	26.8	820.4	184.1	863.6	200.8	144.5	5,110.3
TUCKER	683.3	71.3	0.0	52.8	0.0	348.9	76.6	2.3	1,235.2
TOTAL	2,319.9	1,937.6	53.4	1,117.5	298.8	2,359.3	417.9	221.4	8,725.8

**WEST VIRGINIA PUBLIC DEFENDER SERVICES
 APPOINTED COUNSEL HOURS PAID BY CASE TYPE
 FISCAL YEAR 2007**

CIRCUIT COUNTY	FELONY	MISD	MENTAL HYGIEN	JUVENILE	PAROLE PROBAT REV	TERM ABUSE	HABEAS SUP. CT.	OTHER	TOTAL HOURS
22 CIRCUIT									
HAMPSHIRE	2,013.5	1,084.7	11.9	332.6	106.7	797.5	0.0	104.5	4,451.4
HARDY	932.0	754.2	72.0	384.3	118.2	1,006.8	0.0	94.1	3,361.6
PENDLETON	398.7	139.5	0.0	313.5	21.3	329.7	4.1	26.8	1,233.6
TOTAL	3,344.2	1,978.4	83.9	1,030.4	246.2	2,134.0	4.1	225.4	9,046.6
23 CIRCUIT									
BERKELEY	1,398.7	215.9	0.0	934.2	35.2	5,525.4	1,226.0	11.4	9,346.8
JEFFERSON	1,007.0	65.9	0.0	249.7	61.4	2,129.1	102.3	0.0	3,615.4
MORGAN	898.0	140.8	0.0	111.2	96.1	515.2	169.9	0.0	1,931.2
TOTAL	3,303.7	422.6	0.0	1,295.1	192.7	8,169.7	1,498.2	11.4	14,893.4
24 CIRCUIT									
WAYNE	1,328.1	511.5	338.4	240.2	140.1	2,977.3	630.0	35.2	6,200.8
TOTAL	1,328.1	511.5	338.4	240.2	140.1	2,977.3	630.0	35.2	6,200.8
25 CIRCUIT									
BOONE	1,763.4	280.6	16.1	464.8	146.9	2,145.2	120.8	52.2	4,990.0
LINCOLN	1,333.8	346.9	106.8	1,189.8	122.3	2,395.2	267.8	26.1	5,788.7
TOTAL	3,097.2	627.5	122.9	1,654.6	269.2	4,540.4	388.6	78.3	10,778.7
26 CIRCUIT									
LEWIS	960.7	639.6	748.8	229.3	60.8	1,101.0	82.0	78.8	3,901.0
UPSHUR	1,153.5	928.3	26.3	312.9	130.6	2,020.4	157.6	149.4	4,879.0
TOTAL	2,114.2	1,567.9	775.1	542.2	191.4	3,121.4	239.6	228.2	8,780.0
27 CIRCUIT									
WYOMING	3,018.0	2,196.2	28.1	458.3	0.0	1,985.0	0.0	55.5	7,741.1
TOTAL	3,018.0	2,196.2	28.1	458.3	0.0	1,985.0	0.0	55.5	7,741.1
28 CIRCUIT									
NICHOLAS	365.8	142.7	20.9	45.3	9.9	658.1	39.0	17.9	1,299.6
TOTAL	365.8	142.7	20.9	45.3	9.9	658.1	39.0	17.9	1,299.6
29 CIRCUIT									
PUTNAM	2,661.2	2,895.1	148.7	1,032.9	228.3	869.1	80.4	99.5	8,015.2
TOTAL	2,661.2	2,895.1	148.7	1,032.9	228.3	869.1	80.4	99.5	8,015.2
30 CIRCUIT									
MINGO	678.0	539.3	9.7	188.9	23.1	3,405.5	196.4	98.2	5,139.1
TOTAL	678.0	539.3	9.7	188.9	23.1	3,405.5	196.4	98.2	5,139.1
31 CIRCUIT									
MONROE	557.6	275.8	2.4	238.5	35.8	194.8	0.0	2.5	1,307.4
SUMMERS	841.5	167.3	12.4	160.7	38.2	477.4	72.4	53.9	1,823.8
TOTAL	1,399.1	443.1	14.8	399.2	74.0	672.2	72.4	56.4	3,131.2
STATE TOTAL	93,417.4	56,222.9	6,772.8	27,124.0	6,189.8	94,069.6	11,334.1	4,703.7	299,834.2

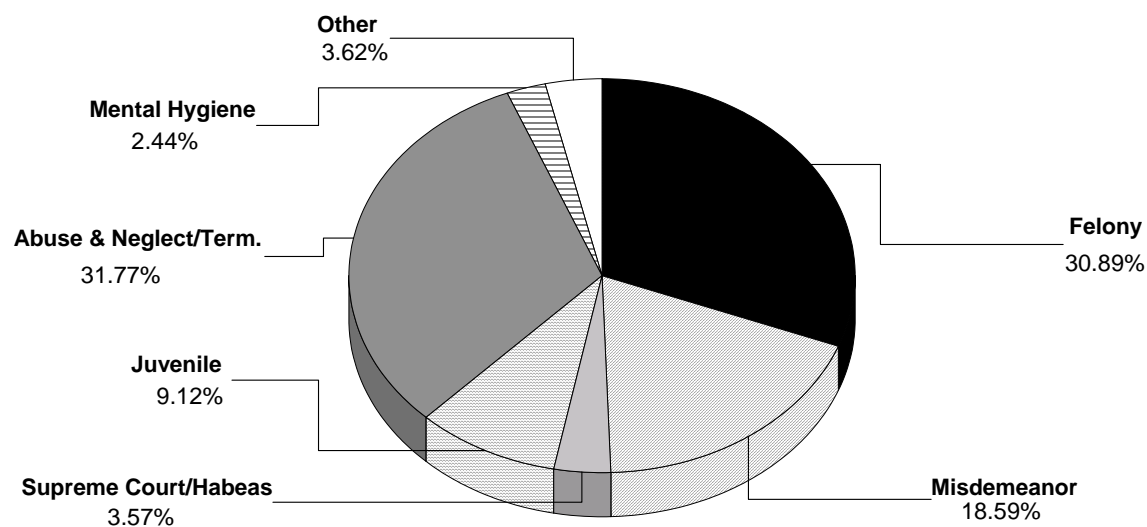
APPOINTED COUNSEL FEES PAID IN FY 2007

Felony	\$4,476,950.00
Misdemeanor	\$2,694,566.36
Supreme Court/Habeas	\$517,032.50
Juvenile	\$1,321,943.50
Abuse & Neglect/Term.	\$4,604,599.50
Mental Hygiene	\$353,722.00
Other	\$524,139.50

Parole/Probation Rev., Mag. Ct. Appeal,
Mandamus/Prohibition, Extradition,
Contempt, Fugitive, Other

TOTAL FEES PAID	\$14,492,953.36
------------------------	------------------------

APPOINTED COUNSEL FEES PAID IN FY 2007 BY CASE TYPE



**WEST VIRGINIA PUBLIC DEFENDER SERVICES
 APPOINTED COUNSEL FEES PAID BY CASE TYPE
 FISCAL YEAR 2007**

CIRCUIT	FELONY	MISD	MENTAL HYGIENE	JUVENILE	PAROLE PROBAT REV	TERM ABUSE	HABEAS SUP. CT.	OTHER	TOTAL FEE
01 CIRCUIT	\$178,513.00	\$52,633.50	\$29,995.50	\$32,790.00	\$11,984.50	\$397,778.50	\$25,794.00	\$6,519.50	\$736,008.50
02 CIRCUIT	\$59,678.50	\$16,523.50	\$30,090.50	\$10,850.50	\$6,646.00	\$95,383.00	\$13,794.50	\$10,080.00	\$243,046.50
03 CIRCUIT	\$81,264.00	\$54,621.00	\$5,255.50	\$28,822.50	\$16,032.00	\$73,935.50	\$3,504.00	\$9,577.50	\$273,012.00
04 CIRCUIT	\$321,838.00	\$649,061.00	\$25,846.50	\$98,588.00	\$27,062.00	\$270,191.50	\$55,577.50	\$34,773.00	\$1,482,937.50
05 CIRCUIT	\$307,068.00	\$118,138.50	\$14,437.00	\$59,701.00	\$12,435.50	\$181,016.00	\$8,407.50	\$12,563.00	\$713,766.50
06 CIRCUIT	\$227,460.00	\$19,664.50	\$68,890.50	\$57,006.50	\$6,472.00	\$161,010.50	\$61,396.00	\$6,577.50	\$608,477.50
07 CIRCUIT	\$145,096.00	\$117,373.50	\$0.00	\$77,047.50	\$11,085.50	\$131,938.50	\$8,678.00	\$7,407.50	\$498,626.50
08 CIRCUIT	\$119,443.50	\$29,773.00	\$1,324.50	\$5,573.00	\$655.00	\$78,595.00	\$14,558.00	\$472.50	\$250,394.50
09 CIRCUIT	\$294,092.50	\$71,355.50	\$31,541.50	\$36,447.00	\$17,112.00	\$207,004.50	\$20,150.00	\$13,428.00	\$691,131.00
10 CIRCUIT	\$102,406.00	\$31,064.00	\$235.00	\$8,588.00	\$7,778.00	\$144,949.50	\$1,656.00	\$2,150.50	\$298,827.00
11 CIRCUIT	\$49,638.00	\$6,907.50	\$3,872.50	\$14,377.00	\$4,215.50	\$66,838.00	\$2,038.50	\$3,527.50	\$151,414.50
12 CIRCUIT	\$27,721.50	\$16,531.50	\$363.50	\$4,742.00	\$1,422.50	\$43,284.50	\$3,384.00	\$257.50	\$97,707.00
13 CIRCUIT	\$384,589.00	\$223,616.00	\$325.50	\$89,998.00	\$11,352.00	\$295,535.00	\$15,235.50	\$10,499.50	\$1,031,150.50
14 CIRCUIT	\$199,166.50	\$120,841.00	\$1,681.00	\$77,888.50	\$10,635.00	\$133,638.00	\$16,048.00	\$11,013.00	\$570,911.00
15 CIRCUIT	\$102,958.50	\$57,148.50	\$5,613.00	\$33,392.50	\$9,581.00	\$113,381.00	\$38,575.50	\$2,967.50	\$363,617.50
16 CIRCUIT	\$230,665.00	\$148,990.36	\$17,716.50	\$66,328.50	\$24,418.00	\$205,969.50	\$10,922.50	\$7,743.00	\$712,753.36
17 CIRCUIT	\$171,742.50	\$154,728.00	\$22,113.00	\$61,461.50	\$14,171.50	\$64,191.50	\$16,869.00	\$10,814.00	\$516,091.00
18 CIRCUIT	\$44,596.00	\$4,339.50	\$141.00	\$30,031.50	\$4,355.50	\$91,490.00	\$28,378.00	\$4,467.50	\$207,799.00
19 CIRCUIT	\$168,607.50	\$83,316.00	\$6,845.50	\$77,694.50	\$10,158.50	\$216,545.50	\$3,870.00	\$5,948.50	\$572,986.00
20 CIRCUIT	\$114,940.00	\$75,270.50	\$2,614.50	\$55,516.00	\$8,906.50	\$85,538.00	\$5,739.00	\$9,886.50	\$358,411.00
21 CIRCUIT	\$110,783.50	\$93,482.00	\$2,719.00	\$54,127.50	\$14,368.00	\$112,970.50	\$18,959.50	\$10,431.00	\$417,841.00
22 CIRCUIT	\$164,133.00	\$97,056.00	\$5,037.50	\$51,246.00	\$11,993.00	\$105,938.00	\$224.50	\$11,323.00	\$446,951.00
23 CIRCUIT	\$159,730.50	\$20,795.00	\$0.00	\$64,361.50	\$9,331.50	\$420,052.50	\$68,145.00	\$513.00	\$742,929.00
24 CIRCUIT	\$65,262.50	\$25,773.50	\$21,302.00	\$12,115.00	\$6,848.50	\$153,226.50	\$28,634.00	\$1,712.00	\$314,874.00
25 CIRCUIT	\$154,232.00	\$30,631.50	\$6,114.50	\$82,321.00	\$13,420.00	\$229,062.00	\$17,907.00	\$3,781.50	\$537,469.50
26 CIRCUIT	\$100,319.00	\$75,603.50	\$38,091.50	\$26,355.00	\$9,527.00	\$150,067.00	\$10,832.00	\$11,049.00	\$421,844.00
27 CIRCUIT	\$142,164.00	\$103,885.00	\$1,608.50	\$22,369.50	\$0.00	\$96,903.00	\$0.00	\$2,681.50	\$369,611.50
28 CIRCUIT	\$17,919.00	\$6,991.50	\$1,188.50	\$2,300.50	\$481.50	\$32,680.50	\$1,767.00	\$865.50	\$64,194.00
29 CIRCUIT	\$129,006.00	\$140,641.50	\$7,457.50	\$50,858.50	\$11,259.50	\$44,261.50	\$3,688.00	\$4,995.50	\$392,168.00
30 CIRCUIT	\$32,755.00	\$26,568.50	\$514.50	\$9,213.00	\$1,129.50	\$167,651.50	\$9,038.00	\$4,805.00	\$251,675.00
31 CIRCUIT	\$69,161.50	\$21,241.50	\$786.00	\$19,832.00	\$3,752.00	\$33,573.00	\$3,262.00	\$2,720.00	\$154,328.00
STATE TOTAL	\$4,476,950.00	\$2,694,566.36	\$353,722.00	\$1,321,943.50	\$298,589.00	\$4,604,599.50	\$517,032.50	\$225,550.50	\$14,492,953.36

**WEST VIRGINIA PUBLIC DEFENDER SERVICES
 APPOINTED COUNSEL FEES PAID BY CASE TYPE
 FISCAL YEAR 2007**

CIRCUIT	FELONY	MISD	MENTAL HYGIENE	JUVENILE	PAROLE PROBAT REV	TERM ABUSE	HABEAS SUP. CT.	OTHER	TOTAL FEE
01 CIRCUIT									
BROOKE	\$33,685.50	\$11,375.50	\$4,887.00	\$6,208.50	\$2,605.50	\$85,779.50	\$0.00	\$1,353.00	\$145,894.50
HANCOCK	\$46,490.50	\$9,332.00	\$3,246.50	\$7,852.00	\$8,014.00	\$81,924.50	\$6,852.50	\$876.50	\$164,588.50
OHIO	\$98,337.00	\$31,926.00	\$21,862.00	\$18,729.50	\$1,365.00	\$230,074.50	\$18,941.50	\$4,290.00	\$425,525.50
TOTAL	\$178,513.00	\$52,633.50	\$29,995.50	\$32,790.00	\$11,984.50	\$397,778.50	\$25,794.00	\$6,519.50	\$736,008.50
02 CIRCUIT									
MARSHALL	\$29,997.00	\$11,661.00	\$16,991.00	\$3,664.00	\$2,214.00	\$54,643.50	\$436.50	\$2,637.50	\$122,244.50
TYLER	\$8,355.00	\$2,286.50	\$1,292.50	\$4,617.00	\$2,537.50	\$19,370.50	\$0.00	\$0.00	\$38,459.00
WETZEL	\$21,326.50	\$2,576.00	\$11,807.00	\$2,569.50	\$1,894.50	\$21,369.00	\$13,358.00	\$7,442.50	\$82,343.00
TOTAL	\$59,678.50	\$16,523.50	\$30,090.50	\$10,850.50	\$6,646.00	\$95,383.00	\$13,794.50	\$10,080.00	\$243,046.50
03 CIRCUIT									
DODDRIDGE	\$37,528.50	\$17,713.50	\$1,598.50	\$17,165.50	\$13,726.00	\$19,337.50	\$0.00	\$6,042.50	\$113,112.00
PLEASANTS	\$9,006.00	\$9,959.00	\$1,379.50	\$4,636.00	\$2,306.00	\$14,520.00	\$3,504.00	\$2,391.00	\$47,701.50
RITCHIE	\$34,729.50	\$26,948.50	\$2,277.50	\$7,021.00	\$0.00	\$40,078.00	\$0.00	\$1,144.00	\$112,198.50
TOTAL	\$81,264.00	\$54,621.00	\$5,255.50	\$28,822.50	\$16,032.00	\$73,935.50	\$3,504.00	\$9,577.50	\$273,012.00
04 CIRCUIT									
WIRT	\$24,931.00	\$18,175.50	\$275.00	\$5,051.00	\$3,041.00	\$8,369.50	\$3,000.00	\$2,323.50	\$65,166.50
WOOD	\$296,907.00	\$630,885.50	\$25,571.50	\$93,537.00	\$24,021.00	\$261,822.00	\$52,577.50	\$32,449.50	\$1,417,771.00
TOTAL	\$321,838.00	\$649,061.00	\$25,846.50	\$98,588.00	\$27,062.00	\$270,191.50	\$55,577.50	\$34,773.00	\$1,482,937.50
05 CIRCUIT									
CALHOUN	\$10,990.50	\$1,232.00	\$1,072.50	\$4,295.00	\$0.00	\$23,678.00	\$0.00	\$738.00	\$42,006.00
JACKSON	\$52,615.50	\$9,969.50	\$1,247.00	\$1,462.00	\$3,397.50	\$13,757.50	\$7,732.50	\$4,977.50	\$95,159.00
MASON	\$169,400.00	\$98,542.50	\$11,055.00	\$47,154.00	\$8,374.50	\$64,757.00	\$0.00	\$6,056.50	\$405,339.50
ROANE	\$74,062.00	\$8,394.50	\$1,062.50	\$6,790.00	\$663.50	\$78,823.50	\$675.00	\$791.00	\$171,262.00
TOTAL	\$307,068.00	\$118,138.50	\$14,437.00	\$59,701.00	\$12,435.50	\$181,016.00	\$8,407.50	\$12,563.00	\$713,766.50
06 CIRCUIT									
CABELL	\$227,460.00	\$19,664.50	\$68,890.50	\$57,006.50	\$6,472.00	\$161,010.50	\$61,396.00	\$6,577.50	\$608,477.50
TOTAL	\$227,460.00	\$19,664.50	\$68,890.50	\$57,006.50	\$6,472.00	\$161,010.50	\$61,396.00	\$6,577.50	\$608,477.50
07 CIRCUIT									
LOGAN	\$145,096.00	\$117,373.50	\$0.00	\$77,047.50	\$11,085.50	\$131,938.50	\$8,678.00	\$7,407.50	\$498,626.50
TOTAL	\$145,096.00	\$117,373.50	\$0.00	\$77,047.50	\$11,085.50	\$131,938.50	\$8,678.00	\$7,407.50	\$498,626.50

**WEST VIRGINIA PUBLIC DEFENDER SERVICES
 APPOINTED COUNSEL FEES PAID BY CASE TYPE
 FISCAL YEAR 2007**

CIRCUIT	FELONY	MISD	MENTAL HYGIENE	JUVENILE	PAROLE PROBAT REV	TERM ABUSE	HABEAS SUP. CT.	OTHER	TOTAL FEE
08 CIRCUIT									
MCDOWELL	\$119,443.50	\$29,773.00	\$1,324.50	\$5,573.00	\$655.00	\$78,595.00	\$14,558.00	\$472.50	\$250,394.50
TOTAL	\$119,443.50	\$29,773.00	\$1,324.50	\$5,573.00	\$655.00	\$78,595.00	\$14,558.00	\$472.50	\$250,394.50
09 CIRCUIT									
MERCER	\$294,092.50	\$71,355.50	\$31,541.50	\$36,447.00	\$17,112.00	\$207,004.50	\$20,150.00	\$13,428.00	\$691,131.00
TOTAL	\$294,092.50	\$71,355.50	\$31,541.50	\$36,447.00	\$17,112.00	\$207,004.50	\$20,150.00	\$13,428.00	\$691,131.00
10 CIRCUIT									
RALEIGH	\$102,406.00	\$31,064.00	\$235.00	\$8,588.00	\$7,778.00	\$144,949.50	\$1,656.00	\$2,150.50	\$298,827.00
TOTAL	\$102,406.00	\$31,064.00	\$235.00	\$8,588.00	\$7,778.00	\$144,949.50	\$1,656.00	\$2,150.50	\$298,827.00
11 CIRCUIT									
GREENBRIER	\$36,950.00	\$4,759.50	\$3,406.50	\$3,092.00	\$1,330.50	\$45,953.50	\$2,038.50	\$2,117.00	\$99,647.50
POCAHONTAS	\$12,688.00	\$2,148.00	\$466.00	\$11,285.00	\$2,885.00	\$20,884.50	\$0.00	\$1,410.50	\$51,767.00
TOTAL	\$49,638.00	\$6,907.50	\$3,872.50	\$14,377.00	\$4,215.50	\$66,838.00	\$2,038.50	\$3,527.50	\$151,414.50
12 CIRCUIT									
FAYETTE	\$27,721.50	\$16,531.50	\$363.50	\$4,742.00	\$1,422.50	\$43,284.50	\$3,384.00	\$257.50	\$97,707.00
TOTAL	\$27,721.50	\$16,531.50	\$363.50	\$4,742.00	\$1,422.50	\$43,284.50	\$3,384.00	\$257.50	\$97,707.00
13 CIRCUIT									
KANAWHA	\$384,589.00	\$223,616.00	\$325.50	\$89,998.00	\$11,352.00	\$295,535.00	\$15,235.50	\$10,499.50	\$1,031,150.50
TOTAL	\$384,589.00	\$223,616.00	\$325.50	\$89,998.00	\$11,352.00	\$295,535.00	\$15,235.50	\$10,499.50	\$1,031,150.50
14 CIRCUIT									
BRAXTON	\$86,808.50	\$52,959.00	\$361.50	\$43,627.50	\$448.00	\$28,147.00	\$639.00	\$3,340.50	\$216,331.00
CLAY	\$23,149.00	\$12,105.50	\$0.00	\$8,470.50	\$1,164.50	\$34,110.00	\$4,685.00	\$1,125.00	\$84,809.50
GILMER	\$35,500.00	\$12,229.00	\$614.50	\$9,181.50	\$901.50	\$21,220.50	\$373.50	\$3,940.50	\$83,961.00
WEBSTER	\$53,709.00	\$43,547.50	\$705.00	\$16,609.00	\$8,121.00	\$50,160.50	\$10,350.50	\$2,607.00	\$185,809.50
TOTAL	\$199,166.50	\$120,841.00	\$1,681.00	\$77,888.50	\$10,635.00	\$133,638.00	\$16,048.00	\$11,013.00	\$570,911.00
15 CIRCUIT									
HARRISON	\$102,958.50	\$57,148.50	\$5,613.00	\$33,392.50	\$9,581.00	\$113,381.00	\$38,575.50	\$2,967.50	\$363,617.50
TOTAL	\$102,958.50	\$57,148.50	\$5,613.00	\$33,392.50	\$9,581.00	\$113,381.00	\$38,575.50	\$2,967.50	\$363,617.50
16 CIRCUIT									
MARION	\$230,665.00	\$148,990.36	\$17,716.50	\$66,328.50	\$24,418.00	\$205,969.50	\$10,922.50	\$7,743.00	\$712,753.36
TOTAL	\$230,665.00	\$148,990.36	\$17,716.50	\$66,328.50	\$24,418.00	\$205,969.50	\$10,922.50	\$7,743.00	\$712,753.36

**WEST VIRGINIA PUBLIC DEFENDER SERVICES
 APPOINTED COUNSEL FEES PAID BY CASE TYPE
 FISCAL YEAR 2007**

CIRCUIT	FELONY	MISD	MENTAL HYGIENE	JUVENILE	PAROLE PROBAT REV	TERM ABUSE	HABEAS SUP. CT.	OTHER	TOTAL FEE
17 CIRCUIT									
MONONGALIA	\$171,742.50	\$154,728.00	\$22,113.00	\$61,461.50	\$14,171.50	\$64,191.50	\$16,869.00	\$10,814.00	\$516,091.00
TOTAL	\$171,742.50	\$154,728.00	\$22,113.00	\$61,461.50	\$14,171.50	\$64,191.50	\$16,869.00	\$10,814.00	\$516,091.00
18 CIRCUIT									
PRESTON	\$44,596.00	\$4,339.50	\$141.00	\$30,031.50	\$4,355.50	\$91,490.00	\$28,378.00	\$4,467.50	\$207,799.00
TOTAL	\$44,596.00	\$4,339.50	\$141.00	\$30,031.50	\$4,355.50	\$91,490.00	\$28,378.00	\$4,467.50	\$207,799.00
19 CIRCUIT									
BARBOUR	\$85,462.00	\$43,843.50	\$2,482.00	\$30,471.50	\$2,210.50	\$86,293.50	\$1,647.00	\$1,444.50	\$253,854.50
TAYLOR	\$83,145.50	\$39,472.50	\$4,363.50	\$47,223.00	\$7,948.00	\$130,252.00	\$2,223.00	\$4,504.00	\$319,131.50
TOTAL	\$168,607.50	\$83,316.00	\$6,845.50	\$77,694.50	\$10,158.50	\$216,545.50	\$3,870.00	\$5,948.50	\$572,986.00
20 CIRCUIT									
RANDOLPH	\$114,940.00	\$75,270.50	\$2,614.50	\$55,516.00	\$8,906.50	\$85,538.00	\$5,739.00	\$9,886.50	\$358,411.00
TOTAL	\$114,940.00	\$75,270.50	\$2,614.50	\$55,516.00	\$8,906.50	\$85,538.00	\$5,739.00	\$9,886.50	\$358,411.00
21 CIRCUIT									
GRANT	\$19,954.00	\$10,658.00	\$1,365.00	\$11,665.50	\$5,569.50	\$54,356.00	\$6,384.50	\$3,661.00	\$113,613.50
MINERAL	\$58,235.00	\$79,417.50	\$1,354.00	\$39,918.00	\$8,798.50	\$41,554.00	\$9,128.00	\$6,658.50	\$245,063.50
TUCKER	\$32,594.50	\$3,406.50	\$0.00	\$2,544.00	\$0.00	\$17,060.50	\$3,447.00	\$111.50	\$59,164.00
TOTAL	\$110,783.50	\$93,482.00	\$2,719.00	\$54,127.50	\$14,368.00	\$112,970.50	\$18,959.50	\$10,431.00	\$417,841.00
22 CIRCUIT									
HAMPSHIRE	\$99,353.50	\$53,811.50	\$641.50	\$16,743.00	\$5,173.50	\$41,043.50	\$0.00	\$5,280.50	\$222,047.00
HARDY	\$45,550.00	\$36,399.00	\$4,396.00	\$19,493.50	\$5,807.00	\$48,922.00	\$0.00	\$4,720.50	\$165,288.00
PENDLETON	\$19,229.50	\$6,845.50	\$0.00	\$15,009.50	\$1,012.50	\$15,972.50	\$224.50	\$1,322.00	\$59,616.00
TOTAL	\$164,133.00	\$97,056.00	\$5,037.50	\$51,246.00	\$11,993.00	\$105,938.00	\$224.50	\$11,323.00	\$446,951.00
23 CIRCUIT									
BERKELEY	\$67,927.50	\$10,681.50	\$0.00	\$46,829.00	\$1,700.00	\$284,551.00	\$55,372.00	\$513.00	\$467,574.00
JEFFERSON	\$48,373.00	\$3,237.50	\$0.00	\$12,082.50	\$2,889.00	\$108,845.50	\$4,669.50	\$0.00	\$180,097.00
MORGAN	\$43,430.00	\$6,876.00	\$0.00	\$5,450.00	\$4,742.50	\$26,656.00	\$8,103.50	\$0.00	\$95,258.00
TOTAL	\$159,730.50	\$20,795.00	\$0.00	\$64,361.50	\$9,331.50	\$420,052.50	\$68,145.00	\$513.00	\$742,929.00
24 CIRCUIT									
WAYNE	\$65,262.50	\$25,773.50	\$21,302.00	\$12,115.00	\$6,848.50	\$153,226.50	\$28,634.00	\$1,712.00	\$314,874.00
TOTAL	\$65,262.50	\$25,773.50	\$21,302.00	\$12,115.00	\$6,848.50	\$153,226.50	\$28,634.00	\$1,712.00	\$314,874.00

**WEST VIRGINIA PUBLIC DEFENDER SERVICES
 APPOINTED COUNSEL FEES PAID BY CASE TYPE
 FISCAL YEAR 2007**

CIRCUIT	FELONY	MISD	MENTAL HYGIENE	JUVENILE	PAROLE PROBAT REV	TERM ABUSE	HABEAS SUP. CT.	OTHER	TOTAL FEE
25 CIRCUIT									
BOONE	\$88,389.00	\$14,039.00	\$922.50	\$23,672.00	\$7,470.50	\$113,566.00	\$5,616.00	\$2,505.00	\$256,180.00
LINCOLN	\$65,843.00	\$16,592.50	\$5,192.00	\$58,649.00	\$5,949.50	\$115,496.00	\$12,291.00	\$1,276.50	\$281,289.50
TOTAL	\$154,232.00	\$30,631.50	\$6,114.50	\$82,321.00	\$13,420.00	\$229,062.00	\$17,907.00	\$3,781.50	\$537,469.50
26 CIRCUIT									
LEWIS	\$45,583.50	\$30,896.00	\$36,700.00	\$11,170.50	\$2,934.00	\$52,425.00	\$3,706.00	\$3,874.00	\$187,289.00
UPSHUR	\$54,735.50	\$44,707.50	\$1,391.50	\$15,184.50	\$6,593.00	\$97,642.00	\$7,126.00	\$7,175.00	\$234,555.00
TOTAL	\$100,319.00	\$75,603.50	\$38,091.50	\$26,355.00	\$9,527.00	\$150,067.00	\$10,832.00	\$11,049.00	\$421,844.00
27 CIRCUIT									
WYOMING	\$142,164.00	\$103,885.00	\$1,608.50	\$22,369.50	\$0.00	\$96,903.00	\$0.00	\$2,681.50	\$369,611.50
TOTAL	\$142,164.00	\$103,885.00	\$1,608.50	\$22,369.50	\$0.00	\$96,903.00	\$0.00	\$2,681.50	\$369,611.50
28 CIRCUIT									
NICHOLAS	\$17,919.00	\$6,991.50	\$1,188.50	\$2,300.50	\$481.50	\$32,680.50	\$1,767.00	\$865.50	\$64,194.00
TOTAL	\$17,919.00	\$6,991.50	\$1,188.50	\$2,300.50	\$481.50	\$32,680.50	\$1,767.00	\$865.50	\$64,194.00
29 CIRCUIT									
PUTNAM	\$129,006.00	\$140,641.50	\$7,457.50	\$50,858.50	\$11,259.50	\$44,261.50	\$3,688.00	\$4,995.50	\$392,168.00
TOTAL	\$129,006.00	\$140,641.50	\$7,457.50	\$50,858.50	\$11,259.50	\$44,261.50	\$3,688.00	\$4,995.50	\$392,168.00
30 CIRCUIT									
MINGO	\$32,755.00	\$26,568.50	\$514.50	\$9,213.00	\$1,129.50	\$167,651.50	\$9,038.00	\$4,805.00	\$251,675.00
TOTAL	\$32,755.00	\$26,568.50	\$514.50	\$9,213.00	\$1,129.50	\$167,651.50	\$9,038.00	\$4,805.00	\$251,675.00
31 CIRCUIT									
MONROE	\$26,868.00	\$13,157.00	\$118.00	\$11,778.50	\$1,751.00	\$9,892.00	\$0.00	\$124.50	\$63,689.00
SUMMERS	\$42,293.50	\$8,084.50	\$668.00	\$8,053.50	\$2,001.00	\$23,681.00	\$3,262.00	\$2,595.50	\$90,639.00
TOTAL	\$69,161.50	\$21,241.50	\$786.00	\$19,832.00	\$3,752.00	\$33,573.00	\$3,262.00	\$2,720.00	\$154,328.00
STATE TOTAL	\$4,476,950.00	\$2,694,566.36	\$353,722.00	\$1,321,943.50	\$298,589.00	\$4,604,599.50	\$517,032.50	\$225,550.50	\$14,492,953.36

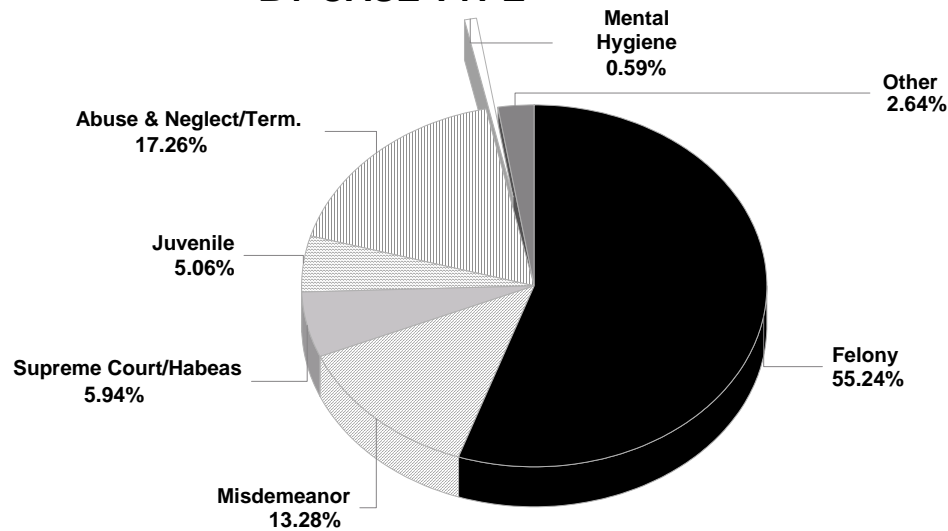
APPOINTED COUNSEL EXPENSES PAID IN FY 2007 INCLUDING DIRECT EXPENSES PAID

Felony	\$937,654.11
Misdemeanor	\$225,460.46
Supreme Court/Habeas	\$100,817.11
Juvenile	\$85,814.31
Abuse & Neglect/Term.	\$292,905.71
Mental Hygiene	\$10,072.88
Other	\$44,771.12

Parole/Probation Rev., Mag. Ct. Appeal, Mandamus/Prohibition, Extradition, Contempt, Fugitive, Other
--

TOTAL EXPENSES PAID	\$1,697,495.70
----------------------------	-----------------------

APPOINTED COUNSEL EXPENSES PAID FY 2007 BY CASE TYPE



**WEST VIRGINIA PUBLIC DEFENDER SERVICES
 APPOINTED COUNSEL EXPENSES PAID BY CASE TYPE
 FISCAL YEAR 2007**

CIRCUIT	FELONY	MISD	MENTAL HYGIENE	JUVENILE	PAROLE PROBAT REV	TERM ABUSE	HABEAS SUP. CT.	OTHER	TOTAL EXPENSES	
01	CIRCUIT	\$49,398.39	\$1,445.78	\$234.92	\$636.21	\$452.09	\$23,363.38	\$6,137.70	\$74.14	\$81,742.61
02	CIRCUIT	\$7,500.48	\$279.07	\$1,807.11	\$88.54	\$351.58	\$3,490.15	\$8,302.88	\$322.63	\$22,142.44
03	CIRCUIT	\$26,938.32	\$9,451.56	\$196.61	\$3,741.93	\$3,790.68	\$4,911.17	\$48.21	\$445.22	\$49,523.70
04	CIRCUIT	\$140,870.00	\$90,000.09	\$1,799.40	\$7,652.70	\$5,510.74	\$65,171.52	\$10,728.76	\$2,010.49	\$323,743.70
05	CIRCUIT	\$45,432.04	\$4,579.87	\$35.61	\$1,625.10	\$694.81	\$10,001.61	\$726.78	\$813.06	\$63,908.88
06	CIRCUIT	\$26,035.14	\$415.92	\$515.00	\$979.20	\$2,652.31	\$5,344.14	\$7,232.67	\$136.48	\$43,310.86
07	CIRCUIT	\$37,322.97	\$2,212.05	\$0.00	\$1,758.55	\$937.20	\$2,371.08	\$347.85	\$419.92	\$45,369.62
08	CIRCUIT	\$15,958.48	\$651.73	\$0.00	\$13.11	\$6.72	\$4,257.95	\$3,688.65	\$3.04	\$24,579.68
09	CIRCUIT	\$59,807.48	\$7,842.97	\$1,150.32	\$1,839.06	\$1,087.03	\$14,445.87	\$5,737.14	\$1,057.05	\$92,966.92
10	CIRCUIT	\$20,721.25	\$3,520.65	\$40.00	\$1,462.85	\$596.51	\$5,198.95	\$509.06	\$1.85	\$32,051.12
11	CIRCUIT	\$10,277.77	\$148.54	\$24.00	\$47.50	\$0.00	\$2,246.70	\$8,481.67	\$89.68	\$21,315.86
12	CIRCUIT	\$8,872.04	\$593.81	\$22.05	\$148.22	\$4.64	\$2,277.50	\$193.59	\$11.60	\$12,123.45
13	CIRCUIT	\$66,069.87	\$4,975.82	\$5.45	\$8,218.95	\$936.33	\$22,450.61	\$5,554.08	\$4,391.20	\$112,602.31
14	CIRCUIT	\$26,448.70	\$13,048.11	\$1.00	\$7,353.55	\$1,230.20	\$9,565.62	\$1,312.91	\$1,191.08	\$60,151.17
15	CIRCUIT	\$18,326.84	\$1,478.18	\$50.50	\$1,243.85	\$226.33	\$1,855.56	\$8,085.39	\$61.56	\$31,328.21
16	CIRCUIT	\$49,010.23	\$3,826.69	\$89.16	\$3,582.37	\$1,525.49	\$9,255.96	\$515.22	\$236.69	\$68,041.81
17	CIRCUIT	\$40,001.18	\$4,982.29	\$346.55	\$3,667.73	\$903.51	\$7,899.12	\$906.39	\$416.39	\$59,123.16
18	CIRCUIT	\$11,380.89	\$2,367.56	\$0.00	\$1,105.58	\$386.99	\$4,839.99	\$473.68	\$943.05	\$21,497.74
19	CIRCUIT	\$15,692.93	\$1,788.61	\$23.48	\$1,309.72	\$171.17	\$6,217.66	\$145.63	\$131.26	\$25,480.46
20	CIRCUIT	\$5,488.96	\$3,704.89	\$0.00	\$1,106.73	\$499.53	\$1,581.44	\$655.54	\$2,019.02	\$15,056.11
21	CIRCUIT	\$10,431.55	\$2,616.77	\$1.00	\$1,127.73	\$374.23	\$5,774.72	\$1,317.20	\$1,067.39	\$22,710.59
22	CIRCUIT	\$23,688.14	\$8,517.07	\$0.00	\$7,767.41	\$426.50	\$2,545.31	\$0.00	\$183.82	\$43,128.25
23	CIRCUIT	\$70,872.57	\$2,219.96	\$0.00	\$19,233.54	\$837.98	\$31,359.70	\$16,557.02	\$0.00	\$141,080.77
24	CIRCUIT	\$10,193.95	\$2,786.54	\$189.46	\$436.32	\$231.93	\$7,481.64	\$3,809.32	\$250.27	\$25,379.43
25	CIRCUIT	\$16,032.00	\$625.33	\$544.69	\$3,256.60	\$244.14	\$12,828.15	\$2,311.80	\$9.01	\$35,851.72
26	CIRCUIT	\$7,355.96	\$5,384.27	\$2,462.72	\$1,599.81	\$400.42	\$5,066.23	\$541.54	\$1,648.38	\$24,459.33
27	CIRCUIT	\$54,714.51	\$36,875.49	\$66.77	\$1,440.41	\$0.00	\$10,897.29	\$0.00	\$90.18	\$104,084.65
28	CIRCUIT	\$1,071.56	\$365.09	\$3.98	\$79.66	\$16.71	\$930.83	\$147.93	\$38.40	\$2,654.16
29	CIRCUIT	\$31,104.53	\$5,043.22	\$450.14	\$1,885.66	\$397.83	\$2,655.44	\$5,342.94	\$545.90	\$47,425.66
30	CIRCUIT	\$4,585.74	\$1,635.40	\$0.00	\$300.00	\$0.00	\$4,480.87	\$35.59	\$345.97	\$11,113.57
31	CIRCUIT	\$26,049.64	\$2,077.13	\$12.96	\$1,375.72	\$412.49	\$2,139.55	\$969.97	\$510.30	\$33,547.76
STATE TOTAL		\$937,654.11	\$225,460.46	\$10,072.88	\$85,814.31	\$25,306.09	\$292,905.71	\$100,817.11	\$19,465.03	\$1,697,495.70

**WEST VIRGINIA PUBLIC DEFENDER SERVICES
 APPOINTED COUNSEL EXPENSES PAID BY CASE TYPE
 FISCAL YEAR 2007**

CIRCUIT	FELONY	MISD	MENTAL HYGIENE	JUVENILE	PAROLE PROBAT REV	TERM ABUSE	HABEAS SUP. CT.	OTHER	TOTAL EXPENSES
01 CIRCUIT									
BROOKE	4,996.96	724.52	143.48	303.79	119.50	12,173.36	0.00	57.57	18,519.18
HANCOCK	14,107.43	252.51	91.44	255.99	277.19	4,760.62	568.78	8.45	20,322.41
OHIO	30,294.00	468.75	0.00	76.43	55.40	6,429.40	5,568.92	8.12	42,901.02
TOTAL	\$49,398.39	\$1,445.78	\$234.92	\$636.21	\$452.09	\$23,363.38	\$6,137.70	\$74.14	\$81,742.61
02 CIRCUIT									
MARSHALL	3,374.73	17.26	393.06	0.78	30.88	601.00	11.80	184.25	4,613.76
TYLER	361.00	78.96	172.91	41.31	181.50	1,639.19	0.00	0.00	2,474.87
WETZEL	3,764.75	182.85	1,241.14	46.45	139.20	1,249.96	8,291.08	138.38	15,053.81
TOTAL	\$7,500.48	\$279.07	\$1,807.11	\$88.54	\$351.58	\$3,490.15	\$8,302.88	\$322.63	\$22,142.44
03 CIRCUIT									
DODDRIDGE	18,764.40	3,588.75	111.40	3,430.91	2,571.77	840.83	0.00	346.20	29,654.26
PLEASANTS	1,287.51	870.32	65.88	207.02	1,218.91	2,675.24	48.21	99.02	6,472.11
RITCHIE	6,886.41	4,992.49	19.33	104.00	0.00	1,395.10	0.00	0.00	13,397.33
TOTAL	\$26,938.32	\$9,451.56	\$196.61	\$3,741.93	\$3,790.68	\$4,911.17	\$48.21	\$445.22	\$49,523.70
04 CIRCUIT									
WIRT	21,207.34	3,470.37	20.00	295.00	363.76	1,690.60	3,012.77	245.64	30,305.48
WOOD	119,662.66	86,529.72	1,779.40	7,357.70	5,146.98	63,480.92	7,715.99	1,764.85	293,438.22
TOTAL	\$140,870.00	\$90,000.09	\$1,799.40	\$7,652.70	\$5,510.74	\$65,171.52	\$10,728.76	\$2,010.49	\$323,743.70
05 CIRCUIT									
CALHOUN	933.37	156.80	0.00	0.00	0.00	540.49	0.00	154.35	1,785.01
JACKSON	6,921.06	685.38	27.19	0.90	128.10	2,467.90	726.78	348.05	11,305.36
MASON	16,610.79	3,003.35	8.42	1,128.67	468.19	4,718.92	0.00	286.66	26,225.00
ROANE	20,966.82	734.34	0.00	495.53	98.52	2,274.30	0.00	24.00	24,593.51
TOTAL	\$45,432.04	\$4,579.87	\$35.61	\$1,625.10	\$694.81	\$10,001.61	\$726.78	\$813.06	\$63,908.88
06 CIRCUIT									
CABELL	26,035.14	415.92	515.00	979.20	2,652.31	5,344.14	7,232.67	136.48	43,310.86
TOTAL	\$26,035.14	\$415.92	\$515.00	\$979.20	\$2,652.31	\$5,344.14	\$7,232.67	\$136.48	\$43,310.86
07 CIRCUIT									
LOGAN	37,322.97	2,212.05	0.00	1,758.55	937.20	2,371.08	347.85	419.92	45,369.62
TOTAL	\$37,322.97	\$2,212.05	\$0.00	\$1,758.55	\$937.20	\$2,371.08	\$347.85	\$419.92	\$45,369.62

**WEST VIRGINIA PUBLIC DEFENDER SERVICES
 APPOINTED COUNSEL EXPENSES PAID BY CASE TYPE
 FISCAL YEAR 2007**

CIRCUIT	FELONY	MISD	MENTAL HYGIENE	JUVENILE	PAROLE PROBAT REV	TERM ABUSE	HABEAS SUP. CT.	OTHER	TOTAL EXPENSES
08 CIRCUIT									
MCDOWELL	15,958.48	651.73	0.00	13.11	6.72	4,257.95	3,688.65	3.04	24,579.68
TOTAL	\$15,958.48	\$651.73	\$0.00	\$13.11	\$6.72	\$4,257.95	\$3,688.65	\$3.04	\$24,579.68
09 CIRCUIT									
MERCER	59,807.48	7,842.97	1,150.32	1,839.06	1,087.03	14,445.87	5,737.14	1,057.05	92,966.92
TOTAL	\$59,807.48	\$7,842.97	\$1,150.32	\$1,839.06	\$1,087.03	\$14,445.87	\$5,737.14	\$1,057.05	\$92,966.92
10 CIRCUIT									
RALEIGH	20,721.25	3,520.65	40.00	1,462.85	596.51	5,198.95	509.06	1.85	32,051.12
TOTAL	\$20,721.25	\$3,520.65	\$40.00	\$1,462.85	\$596.51	\$5,198.95	\$509.06	\$1.85	\$32,051.12
11 CIRCUIT									
GREENBRIER	10,081.04	148.54	0.00	0.00	0.00	1,723.92	8,481.67	89.68	20,524.85
POCAHONTAS	196.73	0.00	24.00	47.50	0.00	522.78	0.00	0.00	791.01
TOTAL	\$10,277.77	\$148.54	\$24.00	\$47.50	\$0.00	\$2,246.70	\$8,481.67	\$89.68	\$21,315.86
12 CIRCUIT									
FAYETTE	8,872.04	593.81	22.05	148.22	4.64	2,277.50	193.59	11.60	12,123.45
TOTAL	\$8,872.04	\$593.81	\$22.05	\$148.22	\$4.64	\$2,277.50	\$193.59	\$11.60	\$12,123.45
13 CIRCUIT									
KANAWHA	66,069.87	4,975.82	5.45	8,218.95	936.33	22,450.61	5,554.08	4,391.20	112,602.31
TOTAL	\$66,069.87	\$4,975.82	\$5.45	\$8,218.95	\$936.33	\$22,450.61	\$5,554.08	\$4,391.20	\$112,602.31
14 CIRCUIT									
BRAXTON	12,555.82	8,358.74	0.00	4,382.06	56.70	2,551.18	186.93	554.18	28,645.61
CLAY	1,991.52	1,641.76	0.00	1,013.06	155.91	1,346.26	0.00	123.94	6,272.45
GILMER	1,944.55	661.92	0.00	629.54	78.40	1,649.24	23.02	202.40	5,189.07
WEBSTER	9,956.81	2,385.69	1.00	1,328.89	939.19	4,018.94	1,102.96	310.56	20,044.04
TOTAL	\$26,448.70	\$13,048.11	\$1.00	\$7,353.55	\$1,230.20	\$9,565.62	\$1,312.91	\$1,191.08	\$60,151.17
15 CIRCUIT									
HARRISON	18,326.84	1,478.18	50.50	1,243.85	226.33	1,855.56	8,085.39	61.56	31,328.21
TOTAL	\$18,326.84	\$1,478.18	\$50.50	\$1,243.85	\$226.33	\$1,855.56	\$8,085.39	\$61.56	\$31,328.21
16 CIRCUIT									
MARION	49,010.23	3,826.69	89.16	3,582.37	1,525.49	9,255.96	515.22	236.69	68,041.81
TOTAL	\$49,010.23	\$3,826.69	\$89.16	\$3,582.37	\$1,525.49	\$9,255.96	\$515.22	\$236.69	\$68,041.81

**WEST VIRGINIA PUBLIC DEFENDER SERVICES
 APPOINTED COUNSEL EXPENSES PAID BY CASE TYPE
 FISCAL YEAR 2007**

CIRCUIT	FELONY	MISD	MENTAL HYGIENE	JUVENILE	PAROLE PROBAT REV	TERM ABUSE	HABEAS SUP. CT.	OTHER	TOTAL EXPENSES
17 CIRCUIT									
MONONGALIA	40,001.18	4,982.29	346.55	3,667.73	903.51	7,899.12	906.39	416.39	59,123.16
TOTAL	\$40,001.18	\$4,982.29	\$346.55	\$3,667.73	\$903.51	\$7,899.12	\$906.39	\$416.39	\$59,123.16
18 CIRCUIT									
PRESTON	11,380.89	2,367.56	0.00	1,105.58	386.99	4,839.99	473.68	943.05	21,497.74
TOTAL	\$11,380.89	\$2,367.56	\$0.00	\$1,105.58	\$386.99	\$4,839.99	\$473.68	\$943.05	\$21,497.74
19 CIRCUIT									
BARBOUR	13,001.92	1,010.85	15.29	716.43	67.10	1,862.21	0.00	13.82	16,687.62
TAYLOR	2,691.01	777.76	8.19	593.29	104.07	4,355.45	145.63	117.44	8,792.84
TOTAL	\$15,692.93	\$1,788.61	\$23.48	\$1,309.72	\$171.17	\$6,217.66	\$145.63	\$131.26	\$25,480.46
20 CIRCUIT									
RANDOLPH	5,488.96	3,704.89	0.00	1,106.73	499.53	1,581.44	655.54	2,019.02	15,056.11
TOTAL	\$5,488.96	\$3,704.89	\$0.00	\$1,106.73	\$499.53	\$1,581.44	\$655.54	\$2,019.02	\$15,056.11
21 CIRCUIT									
GRANT	3,072.48	288.15	0.00	556.26	42.00	3,061.21	435.63	8.85	7,464.58
MINERAL	4,823.17	2,000.60	1.00	335.12	332.23	1,204.31	715.78	985.79	10,398.00
TUCKER	2,535.90	328.02	0.00	236.35	0.00	1,509.20	165.79	72.75	4,848.01
TOTAL	\$10,431.55	\$2,616.77	\$1.00	\$1,127.73	\$374.23	\$5,774.72	\$1,317.20	\$1,067.39	\$22,710.59
22 CIRCUIT									
HAMPSHIRE	16,828.71	4,429.43	0.00	3,564.16	271.53	979.73	0.00	162.83	26,236.39
HARDY	4,851.55	1,176.60	0.00	2,661.27	153.86	1,200.02	0.00	19.51	10,062.81
PENDLETON	2,007.88	2,911.04	0.00	1,541.98	1.11	365.56	0.00	1.48	6,829.05
TOTAL	\$23,688.14	\$8,517.07	\$0.00	\$7,767.41	\$426.50	\$2,545.31	\$0.00	\$183.82	\$43,128.25
23 CIRCUIT									
BERKELEY	34,004.29	946.99	0.00	17,329.29	6.13	15,699.65	4,106.36	0.00	72,092.71
JEFFERSON	12,827.73	866.18	0.00	606.44	589.59	13,341.39	7,732.84	0.00	35,964.17
MORGAN	24,040.55	406.79	0.00	1,297.81	242.26	2,318.66	4,717.82	0.00	33,023.89
TOTAL	\$70,872.57	\$2,219.96	\$0.00	\$19,233.54	\$837.98	\$31,359.70	\$16,557.02	\$0.00	\$141,080.77
24 CIRCUIT									
WAYNE	10,193.95	2,786.54	189.46	436.32	231.93	7,481.64	3,809.32	250.27	25,379.43
TOTAL	\$10,193.95	\$2,786.54	\$189.46	\$436.32	\$231.93	\$7,481.64	\$3,809.32	\$250.27	\$25,379.43

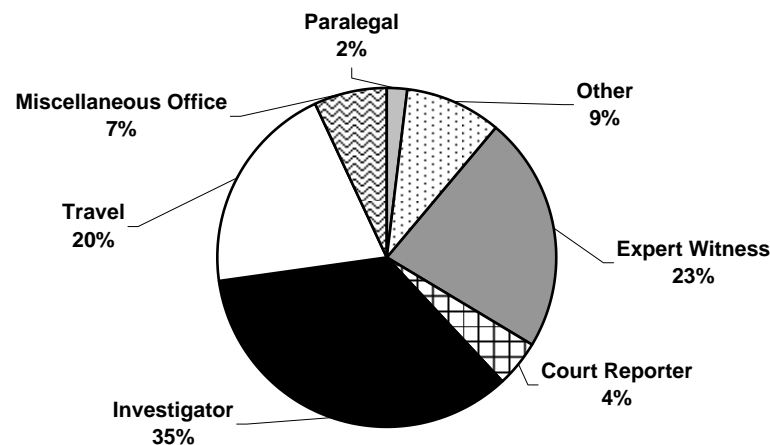
**WEST VIRGINIA PUBLIC DEFENDER SERVICES
 APPOINTED COUNSEL EXPENSES PAID BY CASE TYPE
 FISCAL YEAR 2007**

CIRCUIT	FELONY	MISD	MENTAL HYGIENE	JUVENILE	PAROLE PROBAT REV	TERM ABUSE	HABEAS SUP. CT.	OTHER	TOTAL EXPENSES
25 CIRCUIT									
BOONE	13,303.47	104.31	2.67	515.43	22.93	8,366.36	756.37	9.01	23,080.55
LINCOLN	2,728.53	521.02	542.02	2,741.17	221.21	4,461.79	1,555.43	0.00	12,771.17
TOTAL	\$16,032.00	\$625.33	\$544.69	\$3,256.60	\$244.14	\$12,828.15	\$2,311.80	\$9.01	\$35,851.72
26 CIRCUIT									
LEWIS	2,721.16	3,485.44	2,462.72	1,026.96	221.18	926.61	226.58	1,334.50	12,405.15
UPSHUR	4,634.80	1,898.83	0.00	572.85	179.24	4,139.62	314.96	313.88	12,054.18
TOTAL	\$7,355.96	\$5,384.27	\$2,462.72	\$1,599.81	\$400.42	\$5,066.23	\$541.54	\$1,648.38	\$24,459.33
27 CIRCUIT									
WYOMING	54,714.51	36,875.49	66.77	1,440.41	0.00	10,897.29	0.00	90.18	104,084.65
TOTAL	\$54,714.51	\$36,875.49	\$66.77	\$1,440.41	\$0.00	\$10,897.29	\$0.00	\$90.18	\$104,084.65
28 CIRCUIT									
NICHOLAS	1,071.56	365.09	3.98	79.66	16.71	930.83	147.93	38.40	2,654.16
TOTAL	\$1,071.56	\$365.09	\$3.98	\$79.66	\$16.71	\$930.83	\$147.93	\$38.40	\$2,654.16
29 CIRCUIT									
PUTNAM	31,104.53	5,043.22	450.14	1,885.66	397.83	2,655.44	5,342.94	545.90	47,425.66
TOTAL	\$31,104.53	\$5,043.22	\$450.14	\$1,885.66	\$397.83	\$2,655.44	\$5,342.94	\$545.90	\$47,425.66
30 CIRCUIT									
MINGO	4,585.74	1,635.40	0.00	30.00	0.00	4,480.87	35.59	345.97	11,113.57
TOTAL	\$4,585.74	\$1,635.40	\$0.00	\$30.00	\$0.00	\$4,480.87	\$35.59	\$345.97	\$11,113.57
31 CIRCUIT									
MONROE	4,715.66	1,567.93	12.96	880.14	238.41	958.01	0.00	20.66	8,393.77
SUMMERS	21,333.98	509.20	0.00	495.58	174.08	1,181.54	969.97	489.64	25,153.99
TOTAL	\$26,049.64	\$2,077.13	\$12.96	\$1,375.72	\$412.49	\$2,139.55	\$969.97	\$510.30	\$33,547.76
TOTAL	\$937,654.11	\$225,460.46	\$10,072.88	\$85,814.31	\$25,306.09	\$292,905.71	\$100,817.11	\$19,465.03	\$1,697,495.70

Appointed Counsel Expenses by Category for FY 2007

Expert Witness	\$383,737.83
Court Reporter	\$74,308.93
Investigator	\$587,118.36
Travel	\$344,349.53
Miscellaneous Office	\$118,212.07
Paralegal	\$36,422.59
Other	\$153,346.39
Total Expenses	\$1,697,495.70

APPOINTED COUNSEL EXPENSES BY CATEGORY FOR FY 2007



**WEST VIRGINIA PUBLIC DEFENDER SERVICES
 TOTAL EXPENSES BY CATEGORY
 FISCAL YEAR 2007**

CIRCUIT COUNTY	EXPERT WITNESS	COURT REPORTER	INVESTIGATOR	TRAVEL	MISC OFFICE	PARALEGAL	OTHER	EXPENSE TOTAL
01 CIRCUIT	\$40,960.54	\$4,204.68	\$10,266.49	\$13,096.70	\$5,685.85	\$1,077.44	\$6,450.91	\$81,742.61
02 CIRCUIT	\$5,975.84	\$2,943.50	\$3,470.35	\$8,088.55	\$1,206.21	\$2.00	\$455.99	\$22,142.44
03 CIRCUIT	\$8,327.56	\$0.00	\$28,516.62	\$10,444.98	\$775.88	\$1,042.80	\$415.86	\$49,523.70
04 CIRCUIT	\$16,386.25	\$1,699.25	\$242,038.10	\$44,987.19	\$9,788.27	\$2,826.33	\$6,018.31	\$323,743.70
05 CIRCUIT	\$9,840.00	\$2,494.55	\$25,064.40	\$18,204.67	\$5,146.59	\$0.00	\$3,158.67	\$63,908.88
06 CIRCUIT	\$5,195.00	\$5,088.45	\$13,702.11	\$9,565.52	\$3,694.68	\$5,897.03	\$168.07	\$43,310.86
07 CIRCUIT	\$10,492.50	\$8,298.83	\$6,301.85	\$2,194.82	\$4,503.15	\$1,371.99	\$12,206.48	\$45,369.62
08 CIRCUIT	\$0.00	\$2,317.70	\$14,980.16	\$2,704.10	\$1,654.22	\$2,923.50	\$0.00	\$24,579.68
09 CIRCUIT	\$27,186.50	\$1,373.65	\$17,692.54	\$19,595.56	\$8,942.65	\$426.00	\$17,750.02	\$92,966.92
10 CIRCUIT	\$1,200.00	\$0.00	\$11,359.05	\$10,461.87	\$1,991.95	\$602.50	\$6,435.75	\$32,051.12
11 CIRCUIT	\$9,281.60	\$0.00	\$0.00	\$3,775.18	\$259.08	\$0.00	\$8,000.00	\$21,315.86
12 CIRCUIT	\$900.00	\$110.35	\$100.00	\$2,649.85	\$751.41	\$0.00	\$7,611.84	\$12,123.45
13 CIRCUIT	\$14,542.50	\$10,743.81	\$46,783.34	\$10,754.86	\$11,742.53	\$2,968.00	\$15,067.27	\$112,602.31
14 CIRCUIT	\$100.00	\$723.51	\$8,453.13	\$46,360.69	\$4,263.84	\$95.00	\$155.00	\$60,151.17
15 CIRCUIT	\$5,853.55	\$327.00	\$15,249.64	\$5,556.66	\$2,238.52	\$351.81	\$1,751.03	\$31,328.21
16 CIRCUIT	\$28,135.00	\$6,801.90	\$17,537.91	\$8,161.60	\$3,572.60	\$0.00	\$3,832.80	\$68,041.81
17 CIRCUIT	\$20,695.74	\$1,218.95	\$14,668.09	\$9,765.66	\$6,893.76	\$0.00	\$5,880.96	\$59,123.16
18 CIRCUIT	\$6,840.00	\$154.00	\$4,158.32	\$6,465.76	\$2,530.84	\$0.00	\$1,348.82	\$21,497.74
19 CIRCUIT	\$7,500.00	\$53.90	\$2,571.20	\$9,731.15	\$5,201.33	\$9.29	\$413.59	\$25,480.46
20 CIRCUIT	\$1,301.69	\$808.50	\$0.00	\$4,794.23	\$3,463.19	\$3,514.00	\$1,174.50	\$15,056.11
21 CIRCUIT	\$10,985.00	\$335.35	\$0.00	\$7,073.97	\$3,541.21	\$475.06	\$300.00	\$22,710.59
22 CIRCUIT	\$17,720.73	\$404.25	\$3,444.09	\$9,985.27	\$3,014.88	\$1,276.00	\$7,283.03	\$43,128.25
23 CIRCUIT	\$92,124.87	\$11,971.40	\$4,602.90	\$12,097.67	\$9,484.12	\$1,094.00	\$9,705.81	\$141,080.77
24 CIRCUIT	\$0.00	\$54.50	\$2,506.60	\$12,043.46	\$1,615.25	\$9,159.62	\$0.00	\$25,379.43
25 CIRCUIT	\$4,820.00	\$7,732.30	\$4,863.44	\$10,734.30	\$3,409.93	\$1,244.67	\$3,047.08	\$35,851.72
26 CIRCUIT	\$1,050.00	\$88.00	\$4,483.07	\$13,657.53	\$5,180.73	\$0.00	\$0.00	\$24,459.33
27 CIRCUIT	\$3,562.50	\$714.35	\$66,131.47	\$3,689.29	\$1,180.16	\$55.00	\$28,751.88	\$104,084.65
28 CIRCUIT	\$0.00	\$243.85	\$0.00	\$1,523.92	\$668.09	\$0.00	\$218.30	\$2,654.16
29 CIRCUIT	\$17,220.46	\$2,885.90	\$14,752.25	\$9,193.06	\$3,167.13	\$0.00	\$206.86	\$47,425.66
30 CIRCUIT	\$600.00	\$161.70	\$1,904.99	\$6,640.27	\$996.06	\$10.55	\$800.00	\$11,113.57
31 CIRCUIT	\$14,940.00	\$354.80	\$1,516.25	\$10,351.19	\$1,647.96	\$0.00	\$4,737.56	\$33,547.76
STATE TOTAL	\$383,737.83	\$74,308.93	\$587,118.36	\$344,349.53	\$118,212.07	\$36,422.59	\$153,346.39	\$1,697,495.70

**WEST VIRGINIA PUBLIC DEFENDER SERVICES
 TOTAL EXPENSES BY CATEGORY
 FISCAL YEAR 2007**

CIRCUIT COUNTY	EXPERT WITNESS	COURT REPORTER	INVESTIGATOR	TRAVEL	MISC OFFICE	PARALEGAL	OTHER	EXPENSE TOTAL
01 CIRCUIT								
BROOKE	\$12,883.54	\$169.40	\$300.00	\$4,529.82	\$586.61	\$0.00	\$49.81	\$18,519.18
HANCOCK	\$12,835.00	\$438.90	\$500.00	\$5,644.80	\$903.71	\$0.00	\$0.00	\$20,322.41
OHIO	\$15,242.00	\$3,596.38	\$9,466.49	\$2,922.08	\$4,195.53	\$1,077.44	\$6,401.10	\$42,901.02
TOTAL	\$40,960.54	\$4,204.68	\$10,266.49	\$13,096.70	\$5,685.85	\$1,077.44	\$6,450.91	\$81,742.61
02 CIRCUIT								
MARSHALL	\$50.00	\$2,534.55	\$0.00	\$1,418.22	\$153.00	\$2.00	\$455.99	\$4,613.76
TYLER	\$0.00	\$0.00	\$0.00	\$2,450.38	\$24.49	\$0.00	\$0.00	\$2,474.87
WETZEL	\$5,925.84	\$408.95	\$3,470.35	\$4,219.95	\$1,028.72	\$0.00	\$0.00	\$15,053.81
TOTAL	\$5,975.84	\$2,943.50	\$3,470.35	\$8,088.55	\$1,206.21	\$2.00	\$455.99	\$22,142.44
03 CIRCUIT								
DODDRIDGE	\$8,327.56	\$0.00	\$13,957.64	\$5,742.63	\$355.47	\$873.60	\$397.36	\$29,654.26
PLEASANTS	\$0.00	\$0.00	\$4,307.68	\$1,898.16	\$78.57	\$169.20	\$18.50	\$6,472.11
RITCHIE	\$0.00	\$0.00	\$10,251.30	\$2,804.19	\$341.84	\$0.00	\$0.00	\$13,397.33
TOTAL	\$8,327.56	\$0.00	\$28,516.62	\$10,444.98	\$775.88	\$1,042.80	\$415.86	\$49,523.70
04 CIRCUIT								
WIRT	\$0.00	\$0.00	\$24,982.03	\$4,601.09	\$486.16	\$236.20	\$0.00	\$30,305.48
WOOD	\$16,386.25	\$1,699.25	\$217,056.07	\$40,386.10	\$9,302.11	\$2,590.13	\$6,018.31	\$293,438.22
TOTAL	\$16,386.25	\$1,699.25	\$242,038.10	\$44,987.19	\$9,788.27	\$2,826.33	\$6,018.31	\$323,743.70
05 CIRCUIT								
CALHOUN	\$0.00	\$0.00	\$0.00	\$1,704.96	\$80.05	\$0.00	\$0.00	\$1,785.01
JACKSON	\$1,380.00	\$70.00	\$3,156.08	\$4,041.81	\$827.54	\$0.00	\$1,829.93	\$11,305.36
MASON	\$6,678.75	\$1,123.00	\$6,480.18	\$6,699.95	\$3,914.38	\$0.00	\$1,328.74	\$26,225.00
ROANE	\$1,781.25	\$1,301.55	\$15,428.14	\$5,757.95	\$324.62	\$0.00	\$0.00	\$24,593.51
TOTAL	\$9,840.00	\$2,494.55	\$25,064.40	\$18,204.67	\$5,146.59	\$0.00	\$3,158.67	\$63,908.88
06 CIRCUIT								
CABELL	\$5,195.00	\$5,088.45	\$13,702.11	\$9,565.52	\$3,694.68	\$5,897.03	\$168.07	\$43,310.86
TOTAL	\$5,195.00	\$5,088.45	\$13,702.11	\$9,565.52	\$3,694.68	\$5,897.03	\$168.07	\$43,310.86
07 CIRCUIT								
LOGAN	\$10,492.50	\$8,298.83	\$6,301.85	\$2,194.82	\$4,503.15	\$1,371.99	\$12,206.48	\$45,369.62
TOTAL	\$10,492.50	\$8,298.83	\$6,301.85	\$2,194.82	\$4,503.15	\$1,371.99	\$12,206.48	\$45,369.62

**WEST VIRGINIA PUBLIC DEFENDER SERVICES
 TOTAL EXPENSES BY CATEGORY
 FISCAL YEAR 2007**

CIRCUIT COUNTY	EXPERT WITNESS	COURT REPORTER	INVESTIGATOR	TRAVEL	MISC OFFICE	PARALEGAL	OTHER	EXPENSE TOTAL
08 CIRCUIT								
MCDOWELL	\$0.00	\$2,317.70	\$14,980.16	\$2,704.10	\$1,654.22	\$2,923.50	\$0.00	\$24,579.68
TOTAL	\$0.00	\$2,317.70	\$14,980.16	\$2,704.10	\$1,654.22	\$2,923.50	\$0.00	\$24,579.68
09 CIRCUIT								
MERCER	\$27,186.50	\$1,373.65	\$17,692.54	\$19,595.56	\$8,942.65	\$426.00	\$17,750.02	\$92,966.92
TOTAL	\$27,186.50	\$1,373.65	\$17,692.54	\$19,595.56	\$8,942.65	\$426.00	\$17,750.02	\$92,966.92
10 CIRCUIT								
RALEIGH	\$1,200.00	\$0.00	\$11,359.05	\$10,461.87	\$1,991.95	\$602.50	\$6,435.75	\$32,051.12
TOTAL	\$1,200.00	\$0.00	\$11,359.05	\$10,461.87	\$1,991.95	\$602.50	\$6,435.75	\$32,051.12
11 CIRCUIT								
GREENBRIER	\$9,281.60	\$0.00	\$0.00	\$2,992.34	\$250.91	\$0.00	\$8,000.00	\$20,524.85
POCAHONTAS	\$0.00	\$0.00	\$0.00	\$782.84	\$8.17	\$0.00	\$0.00	\$791.01
TOTAL	\$9,281.60	\$0.00	\$0.00	\$3,775.18	\$259.08	\$0.00	\$8,000.00	\$21,315.86
12 CIRCUIT								
FAYETTE	\$900.00	\$110.35	\$100.00	\$2,649.85	\$751.41	\$0.00	\$7,611.84	\$12,123.45
TOTAL	\$900.00	\$110.35	\$100.00	\$2,649.85	\$751.41	\$0.00	\$7,611.84	\$12,123.45
13 CIRCUIT								
KANAWHA	\$14,542.50	\$10,743.81	\$46,783.34	\$10,754.86	\$11,742.53	\$2,968.00	\$15,067.27	\$112,602.31
TOTAL	\$14,542.50	\$10,743.81	\$46,783.34	\$10,754.86	\$11,742.53	\$2,968.00	\$15,067.27	\$112,602.31
14 CIRCUIT								
BRAXTON	\$0.00	\$18.00	\$2,400.00	\$25,266.29	\$961.32	\$0.00	\$0.00	\$28,645.61
CLAY	\$100.00	\$0.00	\$694.06	\$5,071.83	\$311.56	\$95.00	\$0.00	\$6,272.45
GILMER	\$0.00	\$89.06	\$125.00	\$4,343.26	\$631.75	\$0.00	\$0.00	\$5,189.07
WEBSTER	\$0.00	\$616.45	\$5,234.07	\$11,679.31	\$2,359.21	\$0.00	\$155.00	\$20,044.04
TOTAL	\$100.00	\$723.51	\$8,453.13	\$46,360.69	\$4,263.84	\$95.00	\$155.00	\$60,151.17
15 CIRCUIT								
HARRISON	\$5,853.55	\$327.00	\$15,249.64	\$5,556.66	\$2,238.52	\$351.81	\$1,751.03	\$31,328.21
TOTAL	\$5,853.55	\$327.00	\$15,249.64	\$5,556.66	\$2,238.52	\$351.81	\$1,751.03	\$31,328.21
16 CIRCUIT								
MARION	\$28,135.00	\$6,801.90	\$17,537.91	\$8,161.60	\$3,572.60	\$0.00	\$3,832.80	\$68,041.81
TOTAL	\$28,135.00	\$6,801.90	\$17,537.91	\$8,161.60	\$3,572.60	\$0.00	\$3,832.80	\$68,041.81

**WEST VIRGINIA PUBLIC DEFENDER SERVICES
 TOTAL EXPENSES BY CATEGORY
 FISCAL YEAR 2007**

CIRCUIT COUNTY	EXPERT WITNESS	COURT REPORTER	INVESTIGATOR	TRAVEL	MISC OFFICE	PARALEGAL	OTHER	EXPENSE TOTAL
17 CIRCUIT								
MONONGALIA	\$20,695.74	\$1,218.95	\$14,668.09	\$9,765.66	\$6,893.76	\$0.00	\$5,880.96	\$59,123.16
TOTAL	\$20,695.74	\$1,218.95	\$14,668.09	\$9,765.66	\$6,893.76	\$0.00	\$5,880.96	\$59,123.16
18 CIRCUIT								
PRESTON	\$6,840.00	\$154.00	\$4,158.32	\$6,465.76	\$2,530.84	\$0.00	\$1,348.82	\$21,497.74
TOTAL	\$6,840.00	\$154.00	\$4,158.32	\$6,465.76	\$2,530.84	\$0.00	\$1,348.82	\$21,497.74
19 CIRCUIT								
BARBOUR	\$7,500.00	\$0.00	\$2,571.20	\$4,235.09	\$2,372.04	\$9.29	\$0.00	\$16,687.62
TAYLOR	\$0.00	\$53.90	\$0.00	\$5,496.06	\$2,829.29	\$0.00	\$413.59	\$8,792.84
TOTAL	\$7,500.00	\$53.90	\$2,571.20	\$9,731.15	\$5,201.33	\$9.29	\$413.59	\$25,480.46
20 CIRCUIT								
RANDOLPH	\$1,301.69	\$808.50	\$0.00	\$4,794.23	\$3,463.19	\$3,514.00	\$1,174.50	\$15,056.11
TOTAL	\$1,301.69	\$808.50	\$0.00	\$4,794.23	\$3,463.19	\$3,514.00	\$1,174.50	\$15,056.11
21 CIRCUIT								
GRANT	\$4,820.00	\$0.00	\$0.00	\$1,945.05	\$392.47	\$307.06	\$0.00	\$7,464.58
MINERAL	\$6,165.00	\$119.35	\$0.00	\$1,218.51	\$2,595.14	\$0.00	\$300.00	\$10,398.00
TUCKER	\$0.00	\$216.00	\$0.00	\$3,910.41	\$553.60	\$168.00	\$0.00	\$4,848.01
TOTAL	\$10,985.00	\$335.35	\$0.00	\$7,073.97	\$3,541.21	\$475.06	\$300.00	\$22,710.59
22 CIRCUIT								
HAMPSHIRE	\$6,975.73	\$404.25	\$3,248.30	\$5,867.25	\$1,605.53	\$1,204.00	\$6,931.33	\$26,236.39
HARDY	\$5,950.00	\$0.00	\$195.79	\$2,850.61	\$787.59	\$72.00	\$206.82	\$10,062.81
PENDLETON	\$4,795.00	\$0.00	\$0.00	\$1,267.41	\$621.76	\$0.00	\$144.88	\$6,829.05
TOTAL	\$17,720.73	\$404.25	\$3,444.09	\$9,985.27	\$3,014.88	\$1,276.00	\$7,283.03	\$43,128.25
23 CIRCUIT								
BERKELEY	\$43,128.20	\$8,781.40	\$2,248.80	\$4,848.52	\$6,131.67	\$744.00	\$6,210.12	\$72,092.71
JEFFERSON	\$23,095.10	\$1,812.00	\$1,112.82	\$5,096.86	\$1,991.71	\$0.00	\$2,855.68	\$35,964.17
MORGAN	\$25,901.57	\$1,378.00	\$1,241.28	\$2,152.29	\$1,360.74	\$350.00	\$640.01	\$33,023.89
TOTAL	\$92,124.87	\$11,971.40	\$4,602.90	\$12,097.67	\$9,484.12	\$1,094.00	\$9,705.81	\$141,080.77
24 CIRCUIT								
WAYNE	\$0.00	\$54.50	\$2,506.60	\$12,043.46	\$1,615.25	\$9,159.62	\$0.00	\$25,379.43
TOTAL	\$0.00	\$54.50	\$2,506.60	\$12,043.46	\$1,615.25	\$9,159.62	\$0.00	\$25,379.43

**WEST VIRGINIA PUBLIC DEFENDER SERVICES
 TOTAL EXPENSES BY CATEGORY
 FISCAL YEAR 2007**

CIRCUIT COUNTY	EXPERT WITNESS	COURT REPORTER	INVESTIGATOR	TRAVEL	MISC OFFICE	PARALEGAL	OTHER	EXPENSE TOTAL
25 CIRCUIT								
BOONE	\$3,750.00	\$7,593.70	\$4,863.44	\$2,329.75	\$1,516.66	\$25.92	\$3,001.08	\$23,080.55
LINCOLN	\$1,070.00	\$138.60	\$0.00	\$8,404.55	\$1,893.27	\$1,218.75	\$46.00	\$12,771.17
TOTAL	\$4,820.00	\$7,732.30	\$4,863.44	\$10,734.30	\$3,409.93	\$1,244.67	\$3,047.08	\$35,851.72
26 CIRCUIT								
LEWIS	\$0.00	\$73.00	\$2,204.54	\$6,642.55	\$3,485.06	\$0.00	\$0.00	\$12,405.15
UPSHUR	\$1,050.00	\$15.00	\$2,278.53	\$7,014.98	\$1,695.67	\$0.00	\$0.00	\$12,054.18
TOTAL	\$1,050.00	\$88.00	\$4,483.07	\$13,657.53	\$5,180.73	\$0.00	\$0.00	\$24,459.33
27 CIRCUIT								
WYOMING	\$3,562.50	\$714.35	\$66,131.47	\$3,689.29	\$1,180.16	\$55.00	\$28,751.88	\$104,084.65
TOTAL	\$3,562.50	\$714.35	\$66,131.47	\$3,689.29	\$1,180.16	\$55.00	\$28,751.88	\$104,084.65
28 CIRCUIT								
NICHOLAS	\$0.00	\$243.85	\$0.00	\$1,523.92	\$668.09	\$0.00	\$218.30	\$2,654.16
TOTAL	\$0.00	\$243.85	\$0.00	\$1,523.92	\$668.09	\$0.00	\$218.30	\$2,654.16
29 CIRCUIT								
PUTNAM	\$17,220.46	\$2,885.90	\$14,752.25	\$9,193.06	\$3,167.13	\$0.00	\$206.86	\$47,425.66
TOTAL	\$17,220.46	\$2,885.90	\$14,752.25	\$9,193.06	\$3,167.13	\$0.00	\$206.86	\$47,425.66
30 CIRCUIT								
MINGO	\$600.00	\$161.70	\$1,904.99	\$6,640.27	\$996.06	\$10.55	\$800.00	\$11,113.57
TOTAL	\$600.00	\$161.70	\$1,904.99	\$6,640.27	\$996.06	\$10.55	\$800.00	\$11,113.57
31 CIRCUIT								
MONROE	\$940.00	\$0.00	\$731.15	\$6,021.18	\$514.97	\$0.00	\$186.47	\$8,393.77
SUMMERS	\$14,000.00	\$354.80	\$785.10	\$4,330.01	\$1,132.99	\$0.00	\$4,551.09	\$25,153.99
TOTAL	\$14,940.00	\$354.80	\$1,516.25	\$10,351.19	\$1,647.96	\$0.00	\$4,737.56	\$33,547.76
STATE TOTAL	\$383,737.83	\$74,308.93	\$587,118.36	\$344,349.53	\$118,212.07	\$36,422.59	\$153,346.39	\$1,697,495.70

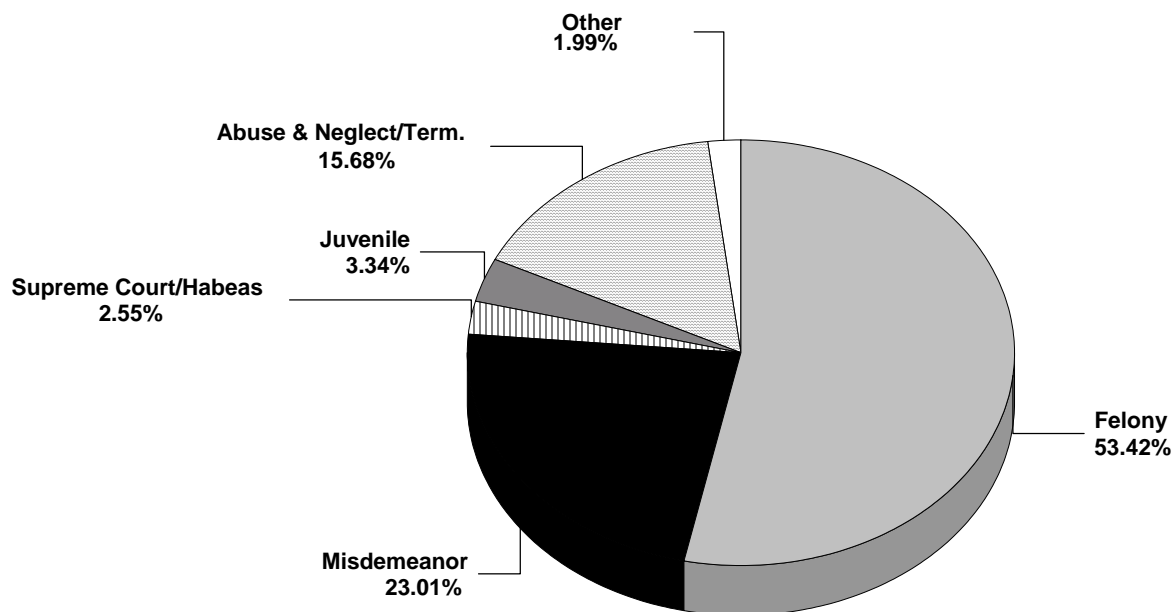
APPOINTED COUNSEL DIRECT EXPENSE CLAIMS PAID IN FY 2007

Felony	671
Misdemeanor	289
Supreme Court/Habeas	32
Juvenile	42
Abuse & Neglect/Term.	197
Other	25

Parole/Probation Rev., Mag. Ct. Appeal,
Mandamus/Prohibition, Extradition,
Contempt, Fugitive, Other

TOTAL CLAIMS PAID	1,256
--------------------------	--------------

APPOINTED COUNSEL DIRECT EXPENSE CLAIMS PAID FY 2007 BY CASE TYPE



**WEST VIRGINIA PUBLIC DEFENDER SERVICES
 TOTAL DIRECT EXPENSE CLAIMS PAID FY 2007**

CIRCUIT COUNTY	FELONY	MISD.	MENTAL HYGIENE	JUVENILE	PAROLE PROBAT REV	TERM ABUSE	HABEAS SUP. CT.	OTHER	TOTAL CLAIMS
01 CIRCUIT	16	0	0	0	0	6	2	0	24
02 CIRCUIT	3	0	0	0	0	0	0	0	3
03 CIRCUIT	22	12	0	1	4	5	0	0	44
04 CIRCUIT	258	198	0	11	8	78	13	2	568
05 CIRCUIT	23	1	0	0	0	4	1	0	29
06 CIRCUIT	18	0	0	0	2	0	0	0	20
07 CIRCUIT	12	0	0	1	0	0	0	0	13
08 CIRCUIT	10	2	0	0	0	3	2	0	17
09 CIRCUIT	22	1	0	1	0	1	1	0	26
10 CIRCUIT	11	2	0	0	0	1	1	0	15
11 CIRCUIT	1	0	0	0	0	0	1	0	2
12 CIRCUIT	1	0	0	0	0	1	0	0	2
13 CIRCUIT	66	3	0	7	1	30	3	4	114
14 CIRCUIT	6	0	0	0	0	0	0	0	6
15 CIRCUIT	6	0	0	0	0	1	1	0	8
16 CIRCUIT	25	1	0	3	1	11	0	0	41
17 CIRCUIT	20	2	0	1	0	1	0	0	24
18 CIRCUIT	6	1	0	0	0	0	0	1	8
19 CIRCUIT	4	0	0	0	0	0	0	0	4
20 CIRCUIT	3	0	0	0	0	0	0	0	3
21 CIRCUIT	8	3	0	1	0	2	0	1	15
22 CIRCUIT	12	2	0	6	0	1	0	0	21
23 CIRCUIT	36	2	0	6	1	29	4	0	78
24 CIRCUIT	1	0	0	0	0	0	0	0	1
25 CIRCUIT	12	0	0	1	0	10	2	0	25
26 CIRCUIT	3	2	0	0	0	2	0	0	7
27 CIRCUIT	39	56	0	2	0	6	0	0	103
29 CIRCUIT	19	1	0	1	0	4	1	0	26
30 CIRCUIT	3	0	0	0	0	1	0	0	4
31 CIRCUIT	5	0	0	0	0	0	0	0	5
STATE TOTAL	671	289	0	42	17	197	32	8	1,256

**WEST VIRGINIA PUBLIC DEFENDER SERVICES
 TOTAL DIRECT EXPENSE CLAIMS PAID FY 2007**

CIRCUIT COUNTY	FELONY	MISD.	MENTAL HYGIENE	JUVENILE	PAROLE PROBAT REV	TERM ABUSE	HABEAS SUP. CT.	OTHER	TOTAL CLAIMS
01 CIRCUIT									
BROOKE	3	0	0	0	0	3	0	0	6
HANCOCK	3	0	0	0	0	1	0	0	4
OHIO	10	0	0	0	0	2	2	0	14
TOTAL	16	0	0	0	0	6	2	0	24
02 CIRCUIT									
MARSHALL	2	0	0	0	0	0	0	0	2
WETZEL	1	0	0	0	0	0	0	0	1
TOTAL	3	0	0	0	0	0	0	0	3
03 CIRCUIT									
DODDRIDGE	10	5	0	1	3	0	0	0	19
PLEASANTS	2	1	0	0	1	5	0	0	9
RITCHIE	10	6	0	0	0	0	0	0	16
TOTAL	22	12	0	1	4	5	0	0	44
04 CIRCUIT									
WIRT	11	3	0	0	0	3	3	0	20
WOOD	247	195	0	11	8	75	10	2	548
TOTAL	258	198	0	11	8	78	13	2	568
05 CIRCUIT									
JACKSON	4	0	0	0	0	2	1	0	7
MASON	6	1	0	0	0	1	0	0	8
ROANE	13	0	0	0	0	1	0	0	14
TOTAL	23	1	0	0	0	4	1	0	29
06 CIRCUIT									
CABELL	18	0	0	0	2	0	0	0	20
TOTAL	18	0	0	0	2	0	0	0	20
07 CIRCUIT									
LOGAN	12	0	0	1	0	0	0	0	13
TOTAL	12	0	0	1	0	0	0	0	13
08 CIRCUIT									
MCDOWELL	10	2	0	0	0	3	2	0	17
TOTAL	10	2	0	0	0	3	2	0	17
09 CIRCUIT									
MERCER	22	1	0	1	0	1	1	0	26
TOTAL	22	1	0	1	0	1	1	0	26
10 CIRCUIT									
RALEIGH	11	2	0	0	0	1	1	0	15
TOTAL	11	2	0	0	0	1	1	0	15
11 CIRCUIT									
GREENBRIER	1	0	0	0	0	0	1	0	2
TOTAL	1	0	0	0	0	0	1	0	2
12 CIRCUIT									
FAYETTE	1	0	0	0	0	1	0	0	2
TOTAL	1	0	0	0	0	1	0	0	2
13 CIRCUIT									
KANAWHA	66	3	0	7	1	30	3	4	114
TOTAL	66	3	0	7	1	30	3	4	114

**WEST VIRGINIA PUBLIC DEFENDER SERVICES
 TOTAL DIRECT EXPENSE CLAIMS PAID FY 2007**

CIRCUIT COUNTY	FELONY	MISD.	MENTAL HYGIENE	JUVENILE	PAROLE PROBAT REV	TERM ABUSE	HABEAS SUP. CT.	OTHER	TOTAL CLAIMS
14 CIRCUIT									
BRAXTON	2	0	0	0	0	0	0	0	2
CLAY	1	0	0	0	0	0	0	0	1
WEBSTER	3	0	0	0	0	0	0	0	3
TOTAL	6	0	0	0	0	0	0	0	6
15 CIRCUIT									
HARRISON	6	0	0	0	0	1	1	0	8
TOTAL	6	0	0	0	0	1	1	0	8
16 CIRCUIT									
MARION	25	1	0	3	1	11	0	0	41
TOTAL	25	1	0	3	1	11	0	0	41
17 CIRCUIT									
MONONGALIA	20	2	0	1	0	1	0	0	24
TOTAL	20	2	0	1	0	1	0	0	24
18 CIRCUIT									
PRESTON	6	1	0	0	0	0	0	1	8
TOTAL	6	1	0	0	0	0	0	1	8
19 CIRCUIT									
BARBOUR	4	0	0	0	0	0	0	0	4
TOTAL	4	0	0	0	0	0	0	0	4
20 CIRCUIT									
RANDOLPH	3	0	0	0	0	0	0	0	3
TOTAL	3	0	0	0	0	0	0	0	3
21 CIRCUIT									
GRANT	3	1	0	1	0	1	0	0	6
MINERAL	5	2	0	0	0	1	0	1	9
TOTAL	8	3	0	1	0	2	0	1	15
22 CIRCUIT									
HAMPSHIRE	9	1	0	4	0	0	0	0	14
HARDY	2	0	0	2	0	1	0	0	5
PENDLETON	1	1	0	0	0	0	0	0	2
TOTAL	12	2	0	6	0	1	0	0	21
23 CIRCUIT									
BERKELEY	17	1	0	5	0	19	1	0	43
JEFFERSON	8	1	0	0	1	7	2	0	19
MORGAN	11	0	0	1	0	3	1	0	16
TOTAL	36	2	0	6	1	29	4	0	78
24 CIRCUIT									
WAYNE	1	0	0	0	0	0	0	0	1
TOTAL	1	0	0	0	0	0	0	0	1
25 CIRCUIT									
BOONE	10	0	0	0	0	10	2	0	22
LINCOLN	2	0	0	1	0	0	0	0	3
TOTAL	12	0	0	1	0	10	2	0	25
26 CIRCUIT									
LEWIS	0	2	0	0	0	0	0	0	2
UPSHUR	3	0	0	0	0	2	0	0	5
TOTAL	3	2	0	0	0	2	0	0	7

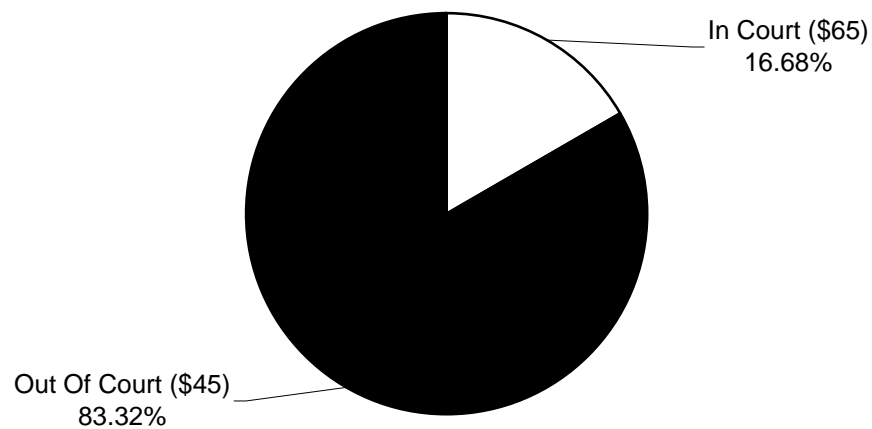
**WEST VIRGINIA PUBLIC DEFENDER SERVICES
 TOTAL DIRECT EXPENSE CLAIMS PAID FY 2007**

CIRCUIT COUNTY	FELONY	MISD.	MENTAL HYGIENE	JUVENILE	PAROLE PROBAT REV	TERM ABUSE	HABEAS SUP. CT.	OTHER	TOTAL CLAIMS
27 CIRCUIT									
WYOMING	39	56	0	2	0	6	0	0	103
TOTAL	39	56	0	2	0	6	0	0	103
29 CIRCUIT									
PUTNAM	19	1	0	1	0	4	1	0	26
TOTAL	19	1	0	1	0	4	1	0	26
30 CIRCUIT									
MINGO	3	0	0	0	0	1	0	0	4
TOTAL	3	0	0	0	0	1	0	0	4
31 CIRCUIT									
MONROE	1	0	0	0	0	0	0	0	1
SUMMERS	4	0	0	0	0	0	0	0	4
TOTAL	5	0	0	0	0	0	0	0	5
STATE TOTAL	671	289	0	42	17	197	32	8	1,256

APPOINTED COUNSEL HOURS PAID IN COURT/OUT OF COURT FOR FY 2007

In Court (\$65)	50,020.60
Out Of Court (\$45)	249,813.63
Total Hours Paid	299,834.23

APPOINTED COUNSEL HOURS PAID FY 2007 IN COURT/OUT OF COURT



**WEST VIRGINIA PUBLIC DEFENDER SERVICES
 APPOINTED COUNSEL IN/OUT OF COURT HOURS
 FISCAL YEAR 2007**

CIRCUIT	IN COURT	OUT OF COURT	TOTAL HOURS	
01	CIRCUIT TOTAL	1,822.40	13,723.38	15,545.78
02	CIRCUIT TOTAL	838.20	4,190.30	5,028.50
03	CIRCUIT TOTAL	719.40	5,027.80	5,747.20
04	CIRCUIT TOTAL	3,958.80	27,235.90	31,194.70
05	CIRCUIT TOTAL	2,909.20	11,659.30	14,568.50
06	CIRCUIT TOTAL	3,003.80	9,182.90	12,186.70
07	CIRCUIT TOTAL	1,752.50	8,549.20	10,301.70
08	CIRCUIT TOTAL	764.60	4,459.90	5,224.50
09	CIRCUIT TOTAL	2,769.90	11,357.50	14,127.40
10	CIRCUIT TOTAL	972.10	5,236.46	6,208.56
11	CIRCUIT TOTAL	463.20	2,695.70	3,158.90
12	CIRCUIT TOTAL	270.60	1,780.40	2,051.00
13	CIRCUIT TOTAL	3,750.00	17,497.79	21,247.79
14	CIRCUIT TOTAL	1,926.70	9,903.90	11,830.60
15	CIRCUIT TOTAL	911.00	6,764.50	7,675.50
16	CIRCUIT TOTAL	1,514.10	13,651.93	15,166.03
17	CIRCUIT TOTAL	1,476.20	9,336.40	10,812.60
18	CIRCUIT TOTAL	481.40	3,922.40	4,403.80
19	CIRCUIT TOTAL	1,243.40	10,937.00	12,180.40
20	CIRCUIT TOTAL	1,219.80	6,202.76	7,422.56
21	CIRCUIT TOTAL	1,259.00	7,466.80	8,725.80
22	CIRCUIT TOTAL	1,992.70	7,053.90	9,046.60
23	CIRCUIT TOTAL	3,636.30	11,257.10	14,893.40
24	CIRCUIT TOTAL	1,791.90	4,408.90	6,200.80
25	CIRCUIT TOTAL	2,621.40	8,157.30	10,778.70
26	CIRCUIT TOTAL	1,337.20	7,442.80	8,780.00
27	CIRCUIT TOTAL	1,063.10	6,678.00	7,741.10
28	CIRCUIT TOTAL	285.60	1,014.00	1,299.60
29	CIRCUIT TOTAL	1,574.20	6,441.00	8,015.20
30	CIRCUIT TOTAL	1,020.70	4,118.42	5,139.12
31	CIRCUIT TOTAL	671.20	2,460.00	3,131.20
STATE TOTAL	50,020.60	249,813.63	299,834.23	

**WEST VIRGINIA PUBLIC DEFENDER SERVICES
 APPOINTED COUNSEL IN/OUT OF COURT HOURS
 FISCAL YEAR 2007**

CIRCUIT/COUNTY	IN COURT	OUT OF COURT	TOTAL HOURS
01 CIRCUIT			
BROOKE	381.60	2,690.90	3,072.50
HANCOCK	510.80	2,919.70	3,430.50
OHIO	930.00	8,112.78	9,042.78
TOTAL	1,822.40	13,723.38	15,545.78
02 CIRCUIT			
MARSHALL	419.50	2,110.60	2,530.10
TYLER	163.00	619.20	782.20
WETZEL	255.70	1,460.50	1,716.20
TOTAL	838.20	4,190.30	5,028.50
03 CIRCUIT			
DODDRIDGE	285.30	2,101.50	2,386.80
PLEASANTS	105.60	907.50	1,013.10
RITCHIE	328.50	2,018.80	2,347.30
TOTAL	719.40	5,027.80	5,747.20
04 CIRCUIT			
WIRT	164.80	1,210.10	1,374.90
WOOD	3,794.00	26,025.80	29,819.80
TOTAL	3,958.80	27,235.90	31,194.70
05 CIRCUIT			
CALHOUN	204.00	638.80	842.80
JACKSON	388.90	1,552.90	1,941.80
MASON	1,476.10	6,875.40	8,351.50
ROANE	840.20	2,592.20	3,432.40
TOTAL	2,909.20	11,659.30	14,568.50
06 CIRCUIT			
CABELL	3,003.80	9,182.90	12,186.70
TOTAL	3,003.80	9,182.90	12,186.70
07 CIRCUIT			
LOGAN	1,752.50	8,549.20	10,301.70
TOTAL	1,752.50	8,549.20	10,301.70
08 CIRCUIT			
MCDOWELL	764.60	4,459.90	5,224.50
TOTAL	764.60	4,459.90	5,224.50
09 CIRCUIT			
MERCER	2,769.90	11,357.50	14,127.40
TOTAL	2,769.90	11,357.50	14,127.40
10 CIRCUIT			
RALEIGH	972.10	5,236.46	6,208.56
TOTAL	972.10	5,236.46	6,208.56
11 CIRCUIT			
GREENBRIER	309.80	1,766.90	2,076.70
POCAHONTAS	153.40	928.80	1,082.20
TOTAL	463.20	2,695.70	3,158.90
12 CIRCUIT			
FAYETTE	270.60	1,780.40	2,051.00
TOTAL	270.60	1,780.40	2,051.00

**WEST VIRGINIA PUBLIC DEFENDER SERVICES
 APPOINTED COUNSEL IN/OUT OF COURT HOURS
 FISCAL YEAR 2007**

CIRCUIT/COUNTY	IN COURT	OUT OF COURT	TOTAL HOURS
13 CIRCUIT			
KANAWHA	3,750.00	17,497.79	21,247.79
TOTAL	3,750.00	17,497.79	21,247.79
14 CIRCUIT			
BRAXTON	794.60	3,659.60	4,454.20
CLAY	297.80	1,454.50	1,752.30
GILMER	312.30	1,414.70	1,727.00
WEBSTER	522.00	3,375.10	3,897.10
TOTAL	1,926.70	9,903.90	11,830.60
15 CIRCUIT			
HARRISON	911.00	6,764.50	7,675.50
TOTAL	911.00	6,764.50	7,675.50
16 CIRCUIT			
MARION	1,514.10	13,651.93	15,166.03
TOTAL	1,514.10	13,651.93	15,166.03
17 CIRCUIT			
MONONGALIA	1,476.20	9,336.40	10,812.60
TOTAL	1,476.20	9,336.40	10,812.60
18 CIRCUIT			
PRESTON	481.40	3,922.40	4,403.80
TOTAL	481.40	3,922.40	4,403.80
19 CIRCUIT			
BARBOUR	547.00	4,851.10	5,398.10
TAYLOR	696.40	6,085.90	6,782.30
TOTAL	1,243.40	10,937.00	12,180.40
20 CIRCUIT			
RANDOLPH	1,219.80	6,202.76	7,422.56
TOTAL	1,219.80	6,202.76	7,422.56
21 CIRCUIT			
GRANT	325.00	2,055.30	2,380.30
MINERAL	755.00	4,355.30	5,110.30
TUCKER	179.00	1,056.20	1,235.20
TOTAL	1,259.00	7,466.80	8,725.80
22 CIRCUIT			
HAMPSHIRE	1,086.70	3,364.70	4,451.40
HARDY	700.80	2,660.80	3,361.60
PENDLETON	205.20	1,028.40	1,233.60
TOTAL	1,992.70	7,053.90	9,046.60
23 CIRCUIT			
BERKELEY	2,348.40	6,998.40	9,346.80
JEFFERSON	870.20	2,745.20	3,615.40
MORGAN	417.70	1,513.50	1,931.20
TOTAL	3,636.30	11,257.10	14,893.40
24 CIRCUIT			
WAYNE	1,791.90	4,408.90	6,200.80
TOTAL	1,791.90	4,408.90	6,200.80
25 CIRCUIT			
BOONE	1,581.50	3,408.50	4,990.00
LINCOLN	1,039.90	4,748.80	5,788.70
TOTAL	2,621.40	8,157.30	10,778.70

**WEST VIRGINIA PUBLIC DEFENDER SERVICES
APPOINTED COUNSEL IN/OUT OF COURT HOURS
FISCAL YEAR 2007**

CIRCUIT/COUNTY	IN COURT	OUT OF COURT	TOTAL HOURS
26 CIRCUIT			
LEWIS	587.20	3,313.80	3,901.00
UPSHUR	750.00	4,129.00	4,879.00
TOTAL	1,337.20	7,442.80	8,780.00
27 CIRCUIT			
WYOMING	1,063.10	6,678.00	7,741.10
TOTAL	1,063.10	6,678.00	7,741.10
28 CIRCUIT			
NICHOLAS	285.60	1,014.00	1,299.60
TOTAL	285.60	1,014.00	1,299.60
29 CIRCUIT			
PUTNAM	1,574.20	6,441.00	8,015.20
TOTAL	1,574.20	6,441.00	8,015.20
30 CIRCUIT			
MINGO	1,020.70	4,118.42	5,139.12
TOTAL	1,020.70	4,118.42	5,139.12
31 CIRCUIT			
MONROE	242.80	1,064.60	1,307.40
SUMMERS	428.40	1,395.40	1,823.80
TOTAL	671.20	2,460.00	3,131.20
STATE TOTAL	50,020.60	249,813.63	299,834.23

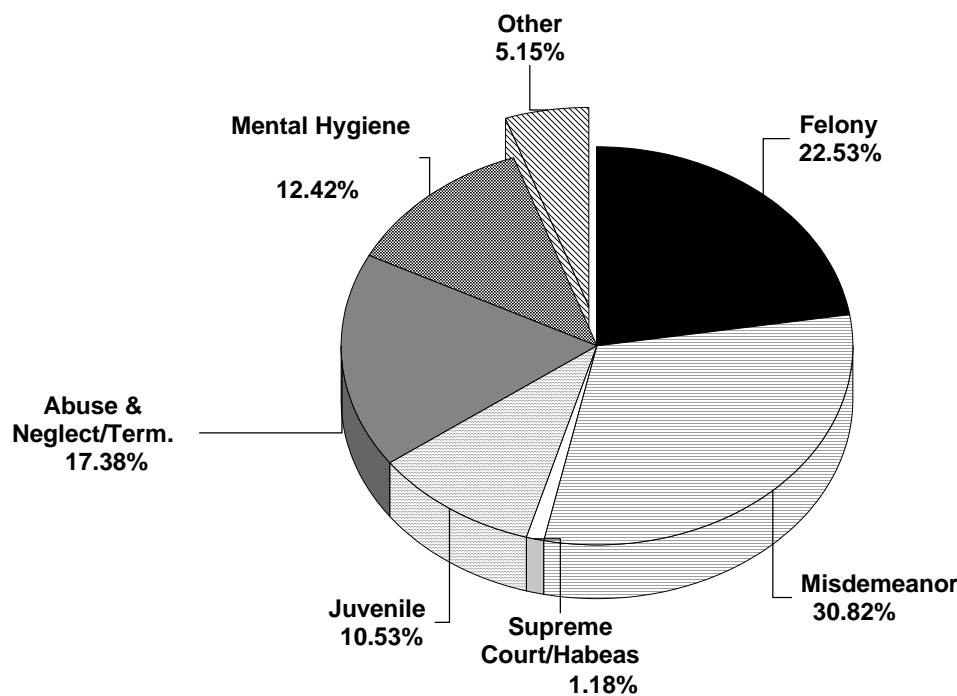
APPOINTED COUNSEL CLAIMS PAID IN FY 2007

Felony	5,307
Misdemeanor	7,261
Supreme Court/Habeas	277
Juvenile	2,482
Abuse & Neglect/Term.	4,095
Mental Hygiene	2,925
Other	1,213

Parole/Probation Rev., Mag. Ct. Appeal,
Mandamus/Prohibition, Extradition,
Contempt, Fugitive, Other

TOTAL CLAIMS PAID	23,560
--------------------------	---------------

APPOINTED COUNSEL CLAIMS PAID FY 2007 BY CASE TYPE



**WEST VIRGINIA PUBLIC DEFENDER SERVICES
 APPOINTED COUNSEL CLAIMS PAID BY CASE TYPE
 FISCAL YEAR 2007**

CIRCUIT	FELONY	MISD	MENTAL HYGIENE	JUVENILE	PAROLE PROBAT REV	TERM ABUSE	HABEAS SUP. CT.	OTHER	TOTAL CLAIMS
01 CIRCUIT TOTAL	153	134	302	67	28	220	12	12	928
02 CIRCUIT TOTAL	58	51	197	23	11	68	4	5	417
03 CIRCUIT TOTAL	93	120	23	35	26	66	2	25	390
04 CIRCUIT TOTAL	716	1,357	226	230	88	383	46	119	3,165
05 CIRCUIT TOTAL	323	294	97	65	19	209	5	25	1,037
06 CIRCUIT TOTAL	275	58	780	216	18	207	30	14	1,598
07 CIRCUIT TOTAL	161	425	0	125	19	113	5	20	868
08 CIRCUIT TOTAL	83	73	6	11	1	59	6	2	241
09 CIRCUIT TOTAL	341	248	200	51	37	213	14	19	1,123
10 CIRCUIT TOTAL	127	93	2	16	10	238	2	4	492
11 CIRCUIT TOTAL	45	19	45	24	6	51	3	6	199
12 CIRCUIT TOTAL	37	57	1	6	4	31	3	1	140
13 CIRCUIT TOTAL	455	639	3	153	23	332	18	27	1,650
14 CIRCUIT TOTAL	222	386	13	106	10	101	7	49	894
15 CIRCUIT TOTAL	74	107	43	53	21	80	16	7	401
16 CIRCUIT TOTAL	238	396	174	109	49	161	8	28	1,163
17 CIRCUIT TOTAL	190	381	219	85	30	51	7	31	994
18 CIRCUIT TOTAL	40	11	1	34	12	49	6	6	159
19 CIRCUIT TOTAL	166	219	33	169	28	146	3	12	776
20 CIRCUIT TOTAL	142	235	18	86	24	72	4	17	598
21 CIRCUIT TOTAL	173	304	25	200	42	69	10	12	835
22 CIRCUIT TOTAL	163	295	20	60	30	88	1	42	699
23 CIRCUIT TOTAL	183	53	0	113	14	278	27	1	669
24 CIRCUIT TOTAL	71	71	72	32	12	180	7	6	451
25 CIRCUIT TOTAL	150	85	38	125	28	157	8	6	597
26 CIRCUIT TOTAL	153	215	307	75	20	140	10	20	940
27 CIRCUIT TOTAL	132	315	6	35	0	84	0	3	575
28 CIRCUIT TOTAL	35	31	18	7	2	50	1	5	149
29 CIRCUIT TOTAL	154	421	45	109	32	48	3	19	831
30 CIRCUIT TOTAL	52	66	3	14	2	119	7	7	270
31 CIRCUIT TOTAL	102	102	8	48	10	32	2	7	311
STATE TOTAL	5,307	7,261	2,925	2,482	656	4,095	277	557	23,560

**WEST VIRGINIA PUBLIC DEFENDER SERVICES
 APPOINTED COUNSEL CLAIMS PAID BY CASE TYPE
 FISCAL YEAR 2007**

CIRCUIT COUNTY	FELONY	MISD	MENTAL HYGIENE	JUVENILE	PAROLE PROBAT REV	TERM ABUSE	HABEAS SUP. CT.	OTHER	TOTAL CLAIMS
01 CIRCUIT									
BROOKE	31	23	31	11	5	66	0	2	169
HANCOCK	50	21	17	13	17	53	4	5	180
OHIO	72	90	254	43	6	101	8	5	579
TOTAL	153	134	302	67	28	220	12	12	928
02 CIRCUIT									
MARSHALL	32	37	125	10	4	42	1	1	252
TYLER	10	7	9	3	4	14	0	0	47
WETZEL	16	7	63	10	3	12	3	4	118
TOTAL	58	51	197	23	11	68	4	5	417
03 CIRCUIT									
DODDRIDGE	40	37	7	20	22	14	0	15	155
PLEASANTS	9	23	6	7	4	15	2	7	73
RITCHIE	44	60	10	8	0	37	0	3	162
TOTAL	93	120	23	35	26	66	2	25	390
04 CIRCUIT									
WIRT	32	53	2	17	7	14	4	10	139
WOOD	684	1,304	224	213	81	369	42	109	3,026
TOTAL	716	1,357	226	230	88	383	46	119	3,165
05 CIRCUIT									
CALHOUN	8	3	6	6	0	29	0	1	53
JACKSON	54	20	9	3	7	13	4	5	115
MASON	203	245	72	50	10	56	0	15	651
ROANE	58	26	10	6	2	111	1	4	218
TOTAL	323	294	97	65	19	209	5	25	1,037
06 CIRCUIT									
CABELL	275	58	780	216	18	207	30	14	1,598
TOTAL	275	58	780	216	18	207	30	14	1,598
07 CIRCUIT									
LOGAN	161	425	0	125	19	113	5	20	868
TOTAL	161	425	0	125	19	113	5	20	868
08 CIRCUIT									
MCDOWELL	83	73	6	11	1	59	6	2	241
TOTAL	83	73	6	11	1	59	6	2	241
09 CIRCUIT									
MERCER	341	248	200	51	37	213	14	19	1,123
TOTAL	341	248	200	51	37	213	14	19	1,123
10 CIRCUIT									
RALEIGH	127	93	2	16	10	238	2	4	492
TOTAL	127	93	2	16	10	238	2	4	492

**WEST VIRGINIA PUBLIC DEFENDER SERVICES
 APPOINTED COUNSEL CLAIMS PAID BY CASE TYPE
 FISCAL YEAR 2007**

CIRCUIT COUNTY	FELONY	MISD	MENTAL HYGIENE	JUVENILE	PAROLE PROBATION REV	TERM ABUSE	HABEAS SUP. CT.	OTHER	TOTAL CLAIMS
11 CIRCUIT									
GREENBRIER	34	15	41	15	2	39	3	4	153
POCAHONTAS	11	4	4	9	4	12	0	2	46
TOTAL	45	19	45	24	6	51	3	6	199
12 CIRCUIT									
FAYETTE	37	57	1	6	4	31	3	1	140
TOTAL	37	57	1	6	4	31	3	1	140
13 CIRCUIT									
KANAWHA	455	639	3	153	23	332	18	27	1,650
TOTAL	455	639	3	153	23	332	18	27	1,650
14 CIRCUIT									
BRAXTON	102	151	5	60	3	23	1	13	358
CLAY	21	50	0	8	2	28	1	4	114
GILMER	40	40	3	16	2	17	1	29	148
WEBSTER	59	145	5	22	3	33	4	3	274
TOTAL	222	386	13	106	10	101	7	49	894
15 CIRCUIT									
HARRISON	74	107	43	53	21	80	16	7	401
TOTAL	74	107	43	53	21	80	16	7	401
16 CIRCUIT									
MARION	238	396	174	109	49	161	8	28	1,163
TOTAL	238	396	174	109	49	161	8	28	1,163
17 CIRCUIT									
MONONGALIA	190	381	219	85	30	51	7	31	994
TOTAL	190	381	219	85	30	51	7	31	994
18 CIRCUIT									
PRESTON	40	11	1	34	12	49	6	6	159
TOTAL	40	11	1	34	12	49	6	6	159
19 CIRCUIT									
BARBOUR	74	113	9	51	6	52	1	1	307
TAYLOR	92	106	24	118	22	94	2	11	469
TOTAL	166	219	33	169	28	146	3	12	776
20 CIRCUIT									
RANDOLPH	142	235	18	86	24	72	4	17	598
TOTAL	142	235	18	86	24	72	4	17	598
21 CIRCUIT									
GRANT	33	29	13	28	15	25	2	5	150
MINERAL	118	267	12	164	27	24	6	6	624
TUCKER	22	8	0	8	0	20	2	1	61
TOTAL	173	304	25	200	42	69	10	12	835

**WEST VIRGINIA PUBLIC DEFENDER SERVICES
 APPOINTED COUNSEL CLAIMS PAID BY CASE TYPE
 FISCAL YEAR 2007**

CIRCUIT COUNTY	FELONY	MISD	MENTAL HYGIENE	JUVENILE	PAROLE PROBATION REV	TERM ABUSE	HABEAS SUP. CT.	OTHER	TOTAL CLAIMS
22 CIRCUIT									
HAMPSHIRE	108	180	6	28	13	55	0	24	414
HARDY	46	102	14	23	14	26	0	15	240
PENDLETON	9	13	0	9	3	7	1	3	45
TOTAL	163	295	20	60	30	88	1	42	699
23 CIRCUIT									
BERKELEY	101	32	0	80	2	200	13	1	429
JEFFERSON	46	12	0	28	5	61	9	0	161
MORGAN	36	9	0	5	7	17	5	0	79
TOTAL	183	53	0	113	14	278	27	1	669
24 CIRCUIT									
WAYNE	71	71	72	32	12	180	7	6	451
TOTAL	71	71	72	32	12	180	7	6	451
25 CIRCUIT									
BOONE	77	47	8	32	15	73	6	3	261
LINCOLN	73	38	30	93	13	84	2	3	336
TOTAL	150	85	38	125	28	157	8	6	597
26 CIRCUIT									
LEWIS	56	84	297	30	8	39	5	6	525
UPSHUR	97	131	10	45	12	101	5	14	415
TOTAL	153	215	307	75	20	140	10	20	940
27 CIRCUIT									
WYOMING	132	315	6	35	0	84	0	3	575
TOTAL	132	315	6	35	0	84	0	3	575
28 CIRCUIT									
NICHOLAS	35	31	18	7	2	50	1	5	149
TOTAL	35	31	18	7	2	50	1	5	149
29 CIRCUIT									
PUTNAM	154	421	45	109	32	48	3	19	831
TOTAL	154	421	45	109	32	48	3	19	831
30 CIRCUIT									
MINGO	52	66	3	14	2	119	7	7	270
TOTAL	52	66	3	14	2	119	7	7	270
31 CIRCUIT									
MONROE	26	54	1	24	3	11	0	1	120
SUMMERS	76	48	7	24	7	21	2	6	191
TOTAL	102	102	8	48	10	32	2	7	311
STATE TOTAL	5,307	7,261	2,925	2,482	656	4,095	277	557	23,560

**WEST VIRGINIA PUBLIC DEFENDER SERVICES
 AVERAGE COSTS BY PRIMARY CHARGE FOR FY 2007
 DESCENDING ORDER BY TOTAL \$**

CRIMINAL CHARGE	AVERAGE	TOTAL \$	# OF CLAIMS
ABUSE & NEGLECT	1,194.66	4,867,025.11	4,074
JUVENILE	567.19	1,407,757.81	2,482
CONTROLLED SUBSTANCES	665.44	993,503.60	1,493
DOMESTIC VIOLENCE	406.14	711,966.20	1,753
MURDER	4,185.84	661,363.24	158
HABEAS CORPUS	2,292.75	401,231.24	175
ASSAULT & BATTERY	413.25	371,508.00	899
MENTAL HYGIENE	124.37	363,794.88	2,925
BURGLARY	869.19	353,759.82	407
SEXUAL ASSAULT	1,761.00	346,917.38	197
PAROLE/PROBATION	493.74	323,895.09	656
SUSPEND/REV LICENSE	435.92	323,452.11	742
MFG/POSS OR DIST OF METH	1,023.02	323,275.80	316
FORGERY & UTTERING	803.13	313,219.54	390
DUI 1ST OFFENSE	396.48	295,776.18	746
GRAND LARCENY	699.26	275,507.78	394
BREAKING & ENTERING	827.76	246,672.32	298
SUPREME COURT APPEAL	2,123.71	216,618.37	102
MAL WOUNDING/ASSAULT	876.09	209,384.49	239
OBSTRUCTION JUSTICE	388.13	187,852.65	484
CONSPIRACY	851.10	165,112.91	194
PETIT LARCENY	391.37	161,242.96	412
SEXUAL ABUSE	1,490.70	156,523.13	105
ROBBERY	1,145.94	134,074.80	117
DUI 3RD OFFENSE	744.51	133,268.07	179
FRAUD	736.15	133,242.32	181
DESTRUCTION OF PROPERTY	431.30	131,545.76	305
ATTEMPT	1,276.56	131,486.05	103
REC/TRANS STOLEN PRO	578.33	126,075.31	218
AGGRAVATED ROBBERY	1,586.80	114,249.29	72
DUI 2ND OFFENSE	490.64	103,525.25	211
WANTON ENDANGERMENT	936.01	97,345.55	104
SENTENCE REDUCTION	454.41	79,068.13	174
FAIL PAY CHILD SUPPORT	723.15	78,100.40	108
DUI W/ INJURY	2,539.36	76,180.67	30
KIDNAPPING	1,785.58	69,637.61	39
FALSE PRETENSES	523.92	66,538.28	127
ARSON	1,253.56	65,185.03	52
FALSE SWEARING	470.77	50,372.09	107
DEADLY WEAPON	549.50	43,959.97	80
FAIL TO REG SEX OFFENDER	559.29	42,506.35	76
EMBEZZLEMENT	800.28	42,414.98	53
WELFARE FRAUD	805.12	41,061.07	51
HOME CONFINEMENT	330.18	40,281.85	122
FUGITIVE/JUSTICE	332.86	36,615.03	110
OTHER	641.23	36,550.32	57

**WEST VIRGINIA PUBLIC DEFENDER SERVICES
 AVERAGE COSTS BY PRIMARY CHARGE FOR FY 2007
 DESCENDING ORDER BY TOTAL \$**

CRIMINAL CHARGE	AVERAGE	TOTAL \$	# OF CLAIMS
TERM PARENTAL RIGHTS	1,451.43	30,480.10	21
ACCESSORY	768.36	29,966.12	39
FLEEING VEHICLE W/DUI	597.90	28,699.22	48
SHOPLIFTING	417.61	27,144.56	65
HARASSMENT	402.19	26,142.37	65
CONTRIBUTE DEL MINOR	374.67	24,353.37	65
DISORDERLY CONDUCT	354.77	24,124.67	68
BRANDISHING WEAPON	355.91	23,845.81	67
UNLAWFUL WOUNDING	750.59	23,268.18	31
TRESPASSING	363.51	23,264.60	64
GUARDIAN CHILDREN	1,446.05	23,136.78	16
DNR CHARGE	689.40	22,060.84	32
UNDER AGE DRINKING	358.01	20,048.28	56
PERJURY	3,940.98	19,704.89	5
FAILURE TO APPEAR	514.58	18,524.76	36
PERMITTING DUI	625.24	18,132.02	29
RECKLESS DRIVING	469.32	15,956.97	34
LEAVE SCENE ACCIDENT	356.04	15,665.82	44
PORNOGRAPHY	1,645.66	14,810.92	9
CRUELTY TO ANIMALS	460.75	14,743.95	32
AIDING & ABETTING	606.07	13,939.67	23
MAGISTRATE APPEAL	685.18	13,018.37	19
JAIL ESCAPE	635.44	11,437.87	18
ADULT ABUSE	2,642.85	10,571.38	4
JOYRIDING	390.45	10,151.79	26
EXTRADITION	155.20	9,467.25	61
VOL MANSLAUGHTER	2,089.99	8,359.94	4
COUNTERFEITING	521.35	8,341.58	16
INTIMIDATE WITNESS	496.91	7,950.62	16
STALKING	377.81	7,178.41	19
DEL CONTRABAND INMATE	539.41	6,472.86	12
INCEST	624.65	5,621.85	9
CIVIL RIGHTS VIOLATION	2,699.29	5,398.57	2
INDECENT EXPOSURE	285.66	5,141.83	18
MOTOR VEHICLE SAFETY	292.99	4,980.84	17
AUTO TAMPERING	414.37	4,972.49	12
CONCEAL A MINOR	551.04	4,959.40	9
CONTEMPT	274.17	4,660.95	17
MAKE/USE EXPLOSIVES	854.55	4,272.73	5
SOLICIT/PROSTITUTION	350.92	4,211.03	12
SHOOT W/N 500 FEET	466.63	3,733.06	8
INVOL MANSLAUGHTER	3,636.48	3,636.48	1
RECIDIVIST	1,169.64	3,508.92	3
RESISTING ARREST	469.55	3,286.86	7
PERMIT UNAUTH/DRIVE	269.33	3,231.95	12
PUBLIC INTOXICATION	620.09	3,100.47	5

**WEST VIRGINIA PUBLIC DEFENDER SERVICES
AVERAGE COSTS BY PRIMARY CHARGE FOR FY 2007
DESCENDING ORDER BY TOTAL \$**

			# OF
CRIMINAL CHARGE	AVERAGE	TOTAL \$	CLAIMS
ANIMAL CONTROL	713.42	2,853.67	4
TRUANCY	229.33	2,751.94	12
DISTURB THE PEACE	299.10	2,691.91	9
WITNESS	839.43	2,518.30	3
NO PROOF OF INS	278.65	2,229.23	8
NO OPERATORS	305.49	2,138.42	7
FORFEITURE	484.54	1,938.16	4
MANDAMUS	754.57	1,509.13	2
NEGLIGENT HOMICIDE	682.75	1,365.50	2
PROHIBITION	1,156.15	1,156.15	1
FAIL MAINTAIN CONTROL	351.89	1,055.68	3
OPEN CONTAINER	343.52	1,030.55	3
PEACE WARRANT	244.78	489.56	2
SPEEDING	233.67	233.67	1
LITTERING	161.00	161.00	1
STATE AVERAGE	687.20	16,190,449.06	23,560

**WEST VIRGINIA PUBLIC DEFENDER SERVICES
 APPOINTED COUNSEL FEES & EXPENSES PAID
 FISCAL YEAR 2007
 DESCENDING ORDER BY TOTAL \$
 Appointed Counsel and Service Providers Separate**

PAYEE	VOUCHER TOTAL \$	# OF CLAIMS
MCNEER HIGHLAND MCMUNN & VARNER LC	217,359.92	231
CASTEEL & POLING PLLC	211,059.43	218
MULLINS CHARLES B II	186,061.64	88
VICTOR VICTOR & HELGOE LLP	167,616.06	185
HAWKINS JAMES E JR	157,019.95	446
FERGUSON LISA WEESE	154,661.42	93
WINDOM RODNEY C	140,934.38	175
RICE WILLIAM T	138,849.98	89
DILLON WELLS H	136,615.85	182
MCCULLOUGH JUDITH A	127,947.63	183
MILLER & DRAKE LC	126,730.71	239
WHITEMAN BURDETTE PLLC	125,862.78	143
NEISWONGER & WHITE	121,258.73	248
BARRY CHAD D LC	120,222.42	329
POWELL JAMES M ESTATE OF	117,362.50	88
BRYANT CARL P	116,113.25	237
SKAGGS G ERNEST	112,278.14	162
JACOVETTY GERALD G JR LC	110,523.67	336
MOSES JOSEPH J	109,791.38	45
CLAGETT & TIPTON PLLC	108,450.29	141
WHITE KEITH	108,435.10	233
HARVEY & JANUTOLO	106,875.69	181
HAUGHT IRA M	106,805.79	82
MORGAN DENNIE S JR	105,119.53	69
MOUNTAINEER LEGAL SERVICES PLLC	104,809.79	216
FLINCHUM R KEITH	104,805.26	86
GORDON MARGARET A B	102,406.54	56
BRISCOE L SCOTT	100,070.04	97
LESTER WILLIAM M	96,822.78	132
SMITH & SCANTLEBURY LC	88,802.39	123
SUMMERS WILLIAM B	88,085.65	197
NESSSEL KERRY A	86,982.13	56
CASEY JAMES M	86,193.32	135
POWELL ERIC K	86,184.20	142
NANNERS & WILLETT LC LAW OFFICES OF	85,085.59	140
TROISI JOSEPH G	83,553.21	120
TYSON DAVID R	83,457.38	122
COREY DANIEL S	82,777.50	86
SHOUGH SCOTT A	81,134.15	82
RADMAN SCOTT S	81,005.17	108
OSHOWAY F JOHN	80,554.16	107
SHAW & TATTERSON LC	80,214.78	182
VANNOSTRAND & MORTON	79,896.56	90

**WEST VIRGINIA PUBLIC DEFENDER SERVICES
 APPOINTED COUNSEL FEES & EXPENSES PAID
 FISCAL YEAR 2007
 DESCENDING ORDER BY TOTAL \$
 Appointed Counsel and Service Providers Separate**

PAYEE	VOUCHER TOTAL \$	# OF CLAIMS
WILLIAMS JOHN E JR	79,781.76	60
HATFIELD HARRY M	79,107.48	51
BLAIR GERALD E JR	77,974.00	92
BELLOMY & TURNER LC	77,128.52	194
ESPOSITO & ESPOSITO	75,353.90	113
BARR JACK C	75,186.05	239
FREEMAN & NIEZGODA PLLC	74,924.86	70
TRUMP & TRUMP LC	73,442.25	35
ROLL W DAN	73,418.87	81
DOUGLASS ERNEST M	70,840.80	185
CURRY DENNIS H	68,509.50	15
POSTALWAIT KEVIN B	67,760.75	80
HYER & LITTLEPAGE	66,842.02	75
WEBB DAVID HAMILTON	66,775.75	91
CONWAY LAW OFFICE	66,599.78	209
FERRIS HOWARD M	66,514.50	160
CHILDLAW SERVICES INC	66,214.60	49
HALL DWIGHT R	63,891.60	79
BULLMAN & BULLMAN	62,794.47	83
HAMILTON CHARLES R	62,695.10	121
WILLIAMSON MAGANN & GURGANUS PLLC	62,484.76	156
GARRETT & GARRETT	62,238.52	73
BREECE SUSAN PLLC	61,338.90	28
CISCO-STURGELL KATHRYN	61,334.80	77
MOFFATT CHRISTOPHER G	60,556.10	40
FITZ STEPHEN S	60,533.93	71
COOKE MICHAEL P	60,367.41	77
KARICKHOFF DAVID	60,092.00	125
STEPHENS GLORIA M	59,530.10	25
WHITEMAN FRANCES C	59,034.86	65
CARBONE & BLAYDES PLLC	58,622.92	95
FORESTER WILLIAM T	58,496.64	138
COLLINS & COURTRIGHT	58,318.87	161
SPONAUGLE KEVIN C	57,213.31	41
SHERMAN LAWRENCE E JR LC	56,654.18	90
BOTTNER KIRK H LAW OFFICE PLLC	56,579.38	38
JONES GREGORY K	56,379.59	89
WIEDEL DIANA CARTER	56,233.50	29
NAVY L VICTOR	56,166.09	97
RYAN KOURTNEY A	55,227.00	23
SCHEETZ CHRISTOPHER A	54,992.49	64
GIATRAS LAW FIRM PLLC	53,888.80	90
HARMAN MARLA ZELENE	53,491.70	42

**WEST VIRGINIA PUBLIC DEFENDER SERVICES
 APPOINTED COUNSEL FEES & EXPENSES PAID
 FISCAL YEAR 2007
 DESCENDING ORDER BY TOTAL \$
 Appointed Counsel and Service Providers Separate**

PAYEE	VOUCHER TOTAL \$	# OF CLAIMS
PARTAIN GEORGE L	53,381.26	121
WALL RANDALL D	53,340.50	150
DYER THOMAS G	51,906.10	35
HICKS NATHAN A PLLC	51,486.39	15
PANCAKE F CODY III	51,065.02	88
PULLIN FOWLER & FLANAGAN PLLC	51,012.04	64
GEARY & GEARY LC	50,808.94	49
SHAY DANA R	50,133.54	42
BONINSEGNA SANTE JR	49,784.09	89
BAGBY STEVE	49,377.33	74
BOWLES RICE MCDAVID GRAFF & LOVE	48,961.20	51
GUNNOE RICHARD M	48,433.75	72
AVIS WITTEN & WANDLING LC	47,743.13	97
PRATT LENA D	47,636.60	83
TORRES GEORGE M	47,054.33	105
MCDERMOTT DANA P	46,369.32	7
MANCINI STEVEN K	46,111.77	62
REYNOLDS & BROWN PLLC	45,901.45	25
NOGAY CATHRYN A	45,810.62	19
PATTON ANDREW C	45,657.49	68
SMITH MICHAEL CLAY	45,369.97	58
NEWBOLD WILEY W	45,216.07	42
NESTOR WILLIAM T PLLC	45,073.21	65
PRALL THOMAS J	44,040.44	135
NOONE ROBERT T	43,402.59	30
COWDEN ALLISON ADYNEIC	43,282.74	13
JOHNSTON HOLROYD & ASSOCIATES	43,233.30	94
JARRELL ROBERT STEPHEN	42,984.65	99
BAILEY & HOWARD PLLC	42,969.18	81
DALBY NANCY A ATTY AT LAW PLLC	42,336.17	13
JUDY & JUDY	42,315.34	59
ROAHRIG RANDAL W	42,058.80	61
PYLES HAVILAND TURNER & MICK LLP	41,924.72	38
MCCOY JAMES A JR	41,665.50	51
WHITE MAX H PLLC	41,472.99	118
THORNE STEVEN M	40,847.50	54
KURELAC PATRICIA A	40,585.75	29
WILMOTH DAVID H LC	40,171.31	80
MCCAMIC SACCO PIZZUTI & MCCOID PLLC	39,728.39	47
RODGERS JEFFREY S	39,535.46	76
THOMPSON & WEATHERHOLT PLLC	39,513.43	88
CARROLL GALE E	39,497.72	41
CARR LAW OFFICES PLLC	39,468.00	107

**WEST VIRGINIA PUBLIC DEFENDER SERVICES
 APPOINTED COUNSEL FEES & EXPENSES PAID
 FISCAL YEAR 2007
 DESCENDING ORDER BY TOTAL \$
 Appointed Counsel and Service Providers Separate**

PAYEE	VOUCHER TOTAL \$	# OF CLAIMS
DALTON MARSHA	39,367.50	38
BENFORD LEE F II	38,736.41	43
PARMER LAW OFFICE	38,620.57	69
TATE REBECCA L	38,590.10	39
HATFIELD LAW FIRM LC	38,047.32	68
LOCKWOOD & LOCKWOOD	37,905.43	19
BAYLISS SHAWN D	37,600.59	59
JUBA-PLUMLEY ROSALEE	37,456.00	64
LACARIA PHILIP A	37,094.50	42
EILAND & BENNETT	36,857.03	11
SANDERS AUSTIN FLANIGAN & ABOULHOSN	36,783.83	56
CASTO & CASTO LC	36,633.26	23
PRENTICE TIMOTHY H	36,629.24	80
POWELL CAROLINE STAFFORD	36,443.56	31
SIMMONS HUNTER D	36,426.20	100
SUTTON & JANELLE PLLC	36,298.36	39
WARMAN CHERYL L	36,163.31	51
PRICE LOUIE T	35,994.98	15
SOMMER LIBERATI MUSSER & BAGAY CO	35,546.90	14
FOLICKMAN PAMELA R LAW OFFICE OF	35,367.10	75
ORTEZA AILYNN MAE	35,198.93	14
SNYDER & HASSIG	35,173.68	25
BLYLER HOWARD J	35,090.72	104
ELLEM JOHN N	35,018.69	123
GRINDO DANIEL R LAW OFFICE OF PLLC	34,883.38	31
GRUNAU DAVID M	34,544.39	22
LAISHLEY JOHN	34,397.05	29
CALLAGHAN & CALLAGHAN PLLC	34,244.69	42
SANTER & SANTER	34,220.09	91
WALKER JAMES A	34,116.89	56
REEDER & DUNHAM PLLC	33,993.61	67
PENNINGTON WILLIAM L	33,669.34	86
FIELDS & BOGGS PLLC	33,103.03	72
SAFFER MARTIN V	32,582.00	24
MOYE DAVID O	32,480.65	38
CARL KEATON & FRAZER PLLC	32,202.28	72
CURRY & SWISHER PLLC	32,128.75	48
MULLENS SHARON M	31,997.00	43
FRANKOVITCH ANETAKIS COLANTONIO & SIMON	31,974.93	30
FARNSWORTH MICHAEL D JR	31,630.26	44
GUTMANN RICHARD M LC	31,599.52	47
DEMOSS DAVID B	31,509.34	54
BARRAT ROBERT E	31,092.24	45

**WEST VIRGINIA PUBLIC DEFENDER SERVICES
 APPOINTED COUNSEL FEES & EXPENSES PAID
 FISCAL YEAR 2007
 DESCENDING ORDER BY TOTAL \$
 Appointed Counsel and Service Providers Separate**

PAYEE	VOUCHER TOTAL \$	# OF CLAIMS
FITTRO JONATHAN	31,076.19	27
HIVELY HERBERT L II	30,990.96	91
FERRO & OLEJASZ	30,728.14	26
TREADWAY JOHN H JR	30,600.80	32
MANYPENNY J PERRY	30,469.44	36
ATKINS JAMES B	30,182.95	43
RADCLIFF PATRICK N	29,831.32	31
VAN BIBBER G WAYNE	29,750.11	10
POWELL JAMES CORBLEY	29,631.00	32
WRIGHT LACY W JR	29,550.10	45
OOTEN GRAYDON C JR	28,954.50	44
BREWER & GIGGENBACH PLLC	28,853.84	36
ROTH LEGAL SERVICES LC	28,638.13	44
ROKISKY JEFFREY J	28,559.65	62
DEAN CHRISTOPHER LC	28,262.24	49
PEYTON HARVEY D	28,232.58	40
CLINE MICHAEL R	27,798.50	44
HUMBERSON DON A	27,579.88	40
WILSON CHRISTOPHER M LAW OFFICE PLLC	27,538.91	33
WILCHER GEOFFREY S	27,536.09	25
BLAKE MICHAEL W	27,354.15	31
POWELL & MAJESTRO PLLC	27,059.50	27
KERN FRANKLIN W LC	27,038.70	64
LASH FRANKLIN W	26,798.09	24
ROSENLIB DUANE C JR	26,617.02	47
CHRIST KATRINA M LAW FIRM LC	26,575.63	44
RUNDLE & RUNDLE LC	26,478.00	84
LUPARDUS TIMOTHY P	26,173.82	46
BAILEY DENNIS R	25,754.63	41
BROWN & LEVICOFF	25,290.04	73
ASHLEY ANITA HAROLD	25,224.60	65
SAVILLE ROYCE B	24,875.69	75
BLEDSON CHRISTOPHER B	24,709.13	23
METZ TAMARA J	24,593.92	19
STURM & STURM	24,364.69	70
HAGER HARRY L	24,272.50	454
HASSAN RONALD D	24,094.35	35
TYREE EMBREE & ASSOCIATES PLLC	23,876.50	49
BOOMER JAMES FRANKLIN	23,785.78	18
ROSINSKY LAW OFFICE LC	23,769.22	6
BURDETTE KRISTINE ADELE	23,478.20	56
SKEEN KENNAD LEE II	23,409.88	19
PANEPINTO MARK D	23,203.19	16

**WEST VIRGINIA PUBLIC DEFENDER SERVICES
 APPOINTED COUNSEL FEES & EXPENSES PAID
 FISCAL YEAR 2007
 DESCENDING ORDER BY TOTAL \$
 Appointed Counsel and Service Providers Separate**

PAYEE	VOUCHER TOTAL \$	# OF CLAIMS
SHAFFER & SHAFFER	22,804.25	17
BEANE JOHN D	22,414.35	43
DALTON DEBRA L	22,330.13	53
JONES STEVEN A LC	22,128.72	19
HUFFMAN WILLIAM O	21,998.03	35
ZIMAROWSKI JAMES B ESQ	21,908.46	34
WALLACE MICHAEL K	21,888.00	37
DETCHE PAUL S INC	21,701.44	72
BAILEY BRIAN W	21,480.12	37
RYMER & FURBEE	21,436.00	17
SPURLOCK & BRAGG PLLC	21,285.43	51
SAMMONS OLIVERO & PARASCHOS PLLC	21,266.81	13
WILDMAN ERIC KEITH	21,252.14	35
DAVIS CHRISTOPHER A	21,191.20	22
DUTY WILLIAM H	21,108.00	44
MORGAN TONY	21,047.86	24
CONRAD & CONRAD	20,958.34	22
FISHER CONSTANCE J	20,770.39	40
BUSCH ZURBUCH & THOMPSON PLLC	20,649.30	14
STAPLETON LAW OFFICES LC	20,533.32	7
PAYNE MICHAEL D	20,370.69	32
HOBBS MARK E	19,945.25	14
PHILLIPS P TODD	19,808.37	33
PRESTON & WEESE LC	19,776.05	25
EACHUS MICHAEL N	19,606.78	6
SIRK TIMOTHY M	19,432.00	60
GREGORY BETTY SUE CLARK	19,370.87	17
BLIZZARD GEORGE DANIEL II PLLC	18,901.80	13
CLINE-GENTILE DELLA	18,898.70	11
ERHARD CRAIG P	18,857.71	29
SIMPKINS JEFFREY S	18,831.00	25
LUTTRELL & PREZIOSO PLLC	18,311.92	7
KRATOVIL & AMORE PLLC	18,182.36	35
PALMER JAMES J III	18,123.10	11
WILLIS & CHATTIN	18,101.70	28
BRADLEY & ALBRIGHT PLLC	18,016.50	50
SIMS DAVID A LAW OFFICES PLLC	17,975.87	19
ROLLO LANCE E	17,894.41	55
MAZZEI ROCCO E	17,794.91	12
WEESE ROGER R	17,767.50	30
HART DAVID W	17,563.24	25
GARRETT LINDA NELSON PLLC	17,540.46	43
WILSON & LANTZ PLLC	17,485.42	2

**WEST VIRGINIA PUBLIC DEFENDER SERVICES
 APPOINTED COUNSEL FEES & EXPENSES PAID
 FISCAL YEAR 2007
 DESCENDING ORDER BY TOTAL \$
 Appointed Counsel and Service Providers Separate**

PAYEE	VOUCHER TOTAL \$	# OF CLAIMS
BYRNE HEDGES & LYONS	17,471.20	18
KELLEY DAVID BATES	17,394.15	38
GREINER & CYRUS LC	17,349.13	29
MOLESSA HEATHER IRELAND	17,011.96	9
HAYDEN & HART PLLC	16,992.88	24
MILLS & WAGNER PLLC	16,966.00	8
THORN & THORN LC	16,646.36	26
RODRIGUEZ VANESSA LYNN	16,390.40	9
HARMON-SCHAMBERGER BARBARA A	16,170.97	29
SMITH MARGARET D	16,125.91	18
TISSUE PHILIP J	16,048.65	20
KAYSER LAYNE & CLARK PLLC	15,847.85	35
ARNOLD CESARE & BAILEY PLLC	15,730.11	23
KLATT W HOWARD	15,717.82	9
EBY MICHELLE WIDMER	15,303.86	18
CHASE JOHN K IV	15,111.00	21
HODGES & RIFFLE PLLC	15,049.72	42
PELLEGRIN MARK P	15,018.00	51
TWYMAN TODD A ESTATE OF	14,937.86	13
CONAWAY & CONAWAY	14,859.87	28
KING WAYNE	14,752.50	3
HALLINAN JACQUELINE A	14,593.97	25
SAL NATALIE J	14,582.20	9
WEESE TRACY	14,442.69	14
HENDRICKS PETER A	14,408.05	5
REED KIMBLE PLLC	14,073.00	19
HAYNIE BELINDA A	13,855.99	43
MORGAN E LAVOYD JR	13,732.34	10
COX KEITH A	13,730.23	27
CASSIDY MYERS COGAN & VOEGELIN LC	13,714.56	3
HOLICKER RICHARD E	13,591.16	18
HILL DAVID L	13,537.08	35
HARWOOD JASON D	13,336.25	31
MARTINO GARY J	13,308.00	28
BOUCHILLON CROSSAN & COLBURN LC	13,291.86	8
BRECKINRIDGE DAVIS SPROLES & CHAPMAN PLLC	13,240.33	34
OHIO VALLEY LAW CENTER PLLC	13,108.95	20
LANE PAUL E	12,981.76	10
BEVERIDGE BRENT E	12,932.24	24
CABANISS MARK	12,908.49	24
GOLDEN ELLEN FRANCES	12,853.52	26
MORGAN THEODORE E	12,773.44	7
STEWART JOYCE E	12,766.50	18

**WEST VIRGINIA PUBLIC DEFENDER SERVICES
 APPOINTED COUNSEL FEES & EXPENSES PAID
 FISCAL YEAR 2007
 DESCENDING ORDER BY TOTAL \$
 Appointed Counsel and Service Providers Separate**

PAYEE	VOUCHER TOTAL \$	# OF CLAIMS
HOPKINS VIRGINIA JACKSON	12,749.54	7
BAILEY STULTZ OLDAKER & GREENE PLLC	12,674.44	16
FAST THOMAS K	12,641.79	8
SHARLEY MICHAEL J	12,503.73	16
SELDEN LAW OFFICES LC	12,424.80	9
FITZWATER TRAVIS R	12,166.03	9
MURPHY S SEAN	12,101.84	31
BALLARD KENNETH D	12,099.50	8
KLIE ERIKA H	11,934.36	23
SIMMONS EUGENE M	11,764.50	14
WALTERS KRAUSKOPF & BAKER	11,759.34	16
DUFFY KEVIN C	11,751.75	6
NICHOLS & SKINNER LC	11,723.76	8
BEAN & BEAN	11,641.79	26
HEWITT & SALVATORE PLLC	11,542.87	28
HENDERSON & FUDA	11,244.82	24
ARBUCKLE DOUGLAS H	11,125.06	21
ANDERSON CHARLES E	11,024.30	21
JORY & SMITH	10,880.52	4
MICHAEL NELSON M LC	10,787.52	11
SMITH MCMUNN & GLOVER PLLC	10,776.20	16
BAYLISS & PHALEN PLLC	10,711.00	26
WINTER KURT J	10,710.25	28
BARNETT KENNETH J PC	10,618.21	22
KUPEC THOMAS W	10,555.23	23
RODRIGUEZ KENNETH M	10,539.78	12
VAN ZANT SUSAN J LC	10,489.45	8
SELLARO JOSEPH M	10,324.50	18
GIGGENBACH MELISSA J	10,299.62	3
ORNDORFF DAVID L	10,254.01	19
HAMILTON BURGESS YOUNG & POLLARD PLLC	10,223.47	15
CLARKE D RANDALL	10,201.80	17
KROGER THOMAS W	10,167.00	93
CAMPBELL ROBERT D	10,146.76	21
TAYLOR SHAWN PLLC	10,141.00	11
LA NEVE TODD F	10,135.20	15
EKENASI GEOFFREY I	9,955.50	9
ELSWICK SCOTT E LAW OFFICE OF LC	9,955.18	30
BURTON KILGORE & LAZENBY PLLC	9,710.31	5
HINKLE BRYAN S	9,618.19	16
LUTTRELL CHRISTOPHER C	9,558.14	1
SKLAVOUNAKIS GERASIMOS	9,534.50	23
BOWERS JEFFREY S	9,429.70	10

**WEST VIRGINIA PUBLIC DEFENDER SERVICES
 APPOINTED COUNSEL FEES & EXPENSES PAID
 FISCAL YEAR 2007
 DESCENDING ORDER BY TOTAL \$
 Appointed Counsel and Service Providers Separate**

PAYEE	VOUCHER TOTAL \$	# OF CLAIMS
VIEWEG GEORGE B III	9,284.95	21
RAY WINTON & KELLEY PLLC	9,176.61	13
MCGINLEY JENNIFER	9,128.06	12
SPONAUGLE & SPONAUGLE	9,092.50	11
HEDGES JONES WHITTIER & HEDGES	9,018.64	22
KEESEE RYAN HAMILTON	8,985.98	20
SEE & SEE	8,891.62	15
REECE RONALD L	8,729.86	10
WEESE HEATHER M LAW OFFICE OF PLLC	8,664.19	24
LOVE JAY C	8,629.57	28
WOOD JENNA PERKINS	8,608.18	1
GRUBB JASON R	8,585.35	10
FRANCIS ERIC M	8,571.73	8
BUCY WINIFRED L	8,558.00	14
FILE PAYNE SCHERER & FILE	8,505.41	12
PAYNE WILBERT A	8,490.50	20
REDMAN PAYNE & MULDOON PLLC	8,477.73	16
WEST & JONES	8,465.30	14
FLAHERTY SENSABAUGH & BONASSO PLLC	8,428.96	4
WALKER LELA	8,413.64	39
SMITH CLINTON W	8,315.50	33
WILLS MARK E	8,223.75	4
OURS JOHN G	8,107.50	27
WILSON SEAN	8,006.50	15
HACKNEY JOHN G JR	7,978.50	19
WEBER & WEBER	7,937.16	16
MCINTYRE-NICHOLSON RACHELLE D	7,917.17	3
RUNDLE JULIET WALKER	7,889.01	18
NEW STEPHEN P LC	7,836.02	10
BIBB & MCCULLOCH PLLC	7,808.50	25
FURNER DEAN A ATTORNEY AT LAW PLLC	7,761.99	23
STEPTOE & JOHNSON	7,630.72	2
COOK & COOK	7,584.00	24
MCINTYRE RHONDA M	7,403.95	20
KEENER RAYMOND III	7,169.90	12
VICKERS JEREMY T	7,168.74	30
HENDRICKSON & LONG PLLC	7,025.15	1
MAUSER BERNARD R	6,996.80	16
HOWLEY LOREN B	6,956.05	12
GALL D CONRAD	6,955.81	23
KERNS TIMOTHY J	6,860.50	9
KAUFMAN & BOWEN PLLC	6,824.97	9
NOVOBILSKI JEROME R	6,813.02	10

**WEST VIRGINIA PUBLIC DEFENDER SERVICES
 APPOINTED COUNSEL FEES & EXPENSES PAID
 FISCAL YEAR 2007
 DESCENDING ORDER BY TOTAL \$
 Appointed Counsel and Service Providers Separate**

PAYEE	VOUCHER TOTAL \$	# OF CLAIMS
CURNUTTE SCOTT A	6,797.22	24
RICHARDSON RICHARDSON & CAMPBELL	6,795.67	17
MUSGRAVE RAYMOND G	6,768.44	13
TUCKER GREGORY A	6,690.50	16
COOKMAN DONALD P	6,626.81	10
THOMAS SHANNON R	6,621.46	10
WOOTON LAW FIRM	6,435.50	14
FORMAN & HUBER LC	6,288.72	2
SPURLOCK JAMES E	6,276.30	1
HERNDON STEPHEN D	6,258.61	7
RYAN WILLIAM D	6,236.75	13
FIELDS DAN R	6,199.51	21
MCGRAW WARREN R II	6,174.50	6
JENKINS JOSEPH L	6,161.47	9
WATERS WARNER & HARRIS	6,116.03	8
POOL DELBY B	6,102.29	3
PARKULO JOHN F	6,067.49	11
KATZ KANTOR & PERKINS	6,038.59	8
SMITH COURTLANDT	5,996.40	16
ATHEY JOHN D	5,899.00	22
SHUCK LE ANN A	5,829.17	10
PIERSON STEFANI A	5,787.00	5
MCMILLION BEN	5,771.69	10
KRIVONYAK JOHN C	5,766.00	9
VITAL RICHARD L	5,722.50	11
SPILMAN THOMAS & BATTLE PLLC	5,700.01	3
MORRIS GARY W II	5,533.00	2
HALL KAREN L	5,530.56	15
BALLARD ANN L	5,429.62	12
BLYTHE ANGELA M	5,410.00	4
KEATON CHRISTOPHER K	5,329.51	7
GOSSETT RANDY D	5,249.35	2
TAYLOR PAUL G	5,241.49	8
SCOTT CINDY S	5,219.20	6
STAREK NOELLE A PLLC	5,179.41	2
MATKO EDMUND	5,143.50	5
MORGAN EDWARD WARD	5,140.26	5
WOLFE DORWIN J LC INC	5,097.70	2
LAMP PAT	5,019.42	12
GREER ROBERT L	5,018.70	3
BAILEY CHRISTINA M	5,012.26	11
GARDNER LAW OFFICES PLLC	4,848.50	25
GARREN LAW OFFICES LC	4,846.94	15

**WEST VIRGINIA PUBLIC DEFENDER SERVICES
 APPOINTED COUNSEL FEES & EXPENSES PAID
 FISCAL YEAR 2007
 DESCENDING ORDER BY TOTAL \$
 Appointed Counsel and Service Providers Separate**

PAYEE	VOUCHER TOTAL \$	# OF CLAIMS
FLANIGAN JAMES L	4,842.63	2
ESPOSITO MICHAEL A	4,765.57	11
ROOP & SMITH LAW OFFICE PLLC	4,746.50	9
BIDDLE JACQUELYN STOUT	4,673.38	4
WITT RICHARD C	4,637.57	10
BRIDI & BRIDI	4,473.06	2
HATFIELD MCGINNIS E JR	4,440.75	3
HOLROYD FRED F III	4,437.53	12
FURNER DEAN A	4,419.58	20
SIMMS ALLAN H	4,357.54	13
MCDERMOTT & BONENBERGER PLLC	4,304.46	8
ANDERSON PATRICK B	4,290.04	7
BRYAN CARSON N	4,160.09	7
STARCHER KENNY R II	4,136.94	7
ALBERTY MICHAEL C	4,095.41	6
WHITE BRUCE M LAW OFFICE LC	4,005.30	19
CICCARELLO DEL GUIDICE & LAFON	3,993.50	7
MCFADDEN JEROME J	3,862.60	22
PATTERSON CLAYTON W	3,819.79	14
KIGER WILLIAM E	3,769.00	13
PAESANI & KEATON PLLC	3,717.81	2
LOUDERBACK ROBIN R	3,699.50	4
ROOP LAW OFFICES LC	3,685.00	4
DOWNING MARVIN L	3,640.53	2
MORAN CATHERINE JANE	3,625.80	16
CRAIG A COURTENAY	3,619.00	1
STOLLINGS HARLEY E	3,572.01	6
ROLLO EDMUND J	3,568.50	8
MULDOON JAMES A	3,500.80	7
SIMMERMAN LAW OFFICE PLLC	3,496.71	3
CZARNIK R THOMAS	3,474.18	5
COOPER & PRESTON PLLC	3,455.79	12
MCDANIEL DON S	3,450.41	4
ELSWICK & RICHARDSON PLLC	3,430.50	2
STACY DON M	3,395.50	5
FROBLE MICHAEL E	3,302.00	2
MAYNARD TERESA D	3,301.05	1
KARR DAVID JR	3,253.40	4
WHITE THOMAS E	3,239.00	4
RYMER GARY L	3,217.35	3
COLOSI LISA ROBINETTE	3,194.25	3
TRIPLETT & TRIPLETT LC	3,192.00	7
MITCHELL JOHN R JR LAW OFFICE OF LC	3,190.00	8

**WEST VIRGINIA PUBLIC DEFENDER SERVICES
 APPOINTED COUNSEL FEES & EXPENSES PAID
 FISCAL YEAR 2007
 DESCENDING ORDER BY TOTAL \$
 Appointed Counsel and Service Providers Separate**

PAYEE	VOUCHER TOTAL \$	# OF CLAIMS
DAVIS R STEPHEN	3,135.00	5
STONE ROBERT C JR	3,131.62	2
MURPHY S SEAN LC	3,057.05	11
HAMILTON NEAL J	3,047.34	12
ATKINS LAW OFFICE PLLC	2,986.59	8
LEWIS AMANDA L	2,957.69	3
ROSE JOAN A	2,945.51	6
REBROOK EDWARD E III	2,918.00	1
HENRY JAMES R	2,877.50	7
WALLACE LAW OFFICES LC INC	2,875.56	9
SUPPLE JOE M	2,787.73	12
GALFORD RANDALL W	2,761.84	8
BOSNICK JAMES A III	2,748.00	37
BOBANGO GERALD J	2,716.50	2
LEROSE ANTHONY	2,715.00	10
YOUNGER C CHRISTOPHER	2,700.00	1
BUSH FRANK P JR & ASSOCIATES LC	2,639.50	3
CAUDILL SCOTT	2,561.12	6
KERR LISA M	2,548.63	3
ESPOSITO THOMAS E	2,522.15	4
HOOVER RANDY D	2,502.50	5
SPARACINO ANTHONY J JR	2,495.50	1
WEBB EUGENE E III	2,473.00	4
FORBES WILLIAM J	2,442.73	8
EDWARDS JAMES BRYAN	2,426.40	2
CAMILLETTI DAVID A	2,347.00	1
RUMORA RONALD J	2,342.50	4
MALOY MARY RICH	2,314.88	3
CARRICO LAW OFFICES LC	2,289.22	5
KESNER KESNER & BRAMBLE PLLC	2,180.70	3
NESTOR JASON A	2,047.70	4
HAZARD SPRAGUE W LAW OFFICE OF LC	2,040.50	6
GIBSON MICHAEL F	2,034.04	9
RUSEN & AUVIL PLLC	2,005.31	1
CAMEON BRENT	1,962.85	4
BURCHAM JEFFREY G	1,912.84	1
JACKSON KELLY PLLC	1,905.91	1
PALMER & TITUS	1,867.40	1
KARR THOMAS B	1,843.12	1
HARRIS & HOLMES LAW OFFICE PLLC	1,802.36	2
MANI & ELLIS PLLC	1,773.22	6
FRIEND & ROZAS LLC	1,720.50	2
PATTERSON THOMAS K	1,714.50	8

**WEST VIRGINIA PUBLIC DEFENDER SERVICES
 APPOINTED COUNSEL FEES & EXPENSES PAID
 FISCAL YEAR 2007
 DESCENDING ORDER BY TOTAL \$
 Appointed Counsel and Service Providers Separate**

PAYEE	VOUCHER TOTAL \$	# OF CLAIMS
WHITE ANGELA M	1,651.89	4
CLAY PAUL O JR	1,557.00	2
LAZENBY K BRUCE	1,528.47	8
HANNA RACHEL	1,522.00	1
BOOTH & MCCARTHY	1,496.50	4
EVANS THOMAS HANNA III	1,463.38	6
SKEEN KENNAD L	1,416.50	3
MENDELSON ANDREW	1,412.91	8
PENNINGTON DEANNA L	1,409.00	4
COTTRELL PATRICK L	1,400.19	5
MINTZER SAROWITZ ZERIS LEDVA & MYERS LLP	1,372.50	5
ROBINSON & MCELWEE	1,331.45	4
ANGOTTI & STRAFACE LC	1,302.50	6
KOSTENKO KRIS	1,300.00	2
CIPRIANI & PAULL LC	1,296.50	1
PAUGH SUSAN K	1,202.49	1
SIMMONS & SIMMONS LC	1,189.50	2
HEIL LIESELOTTE MARIE	1,077.26	1
ELMORE & ELMORE	1,044.80	1
UNDERWOOD LAW OFFICES INC	1,042.93	1
SMITH LILLY & BALL PLLC	1,040.00	6
DESBROW SANDRA M	984.01	4
SPAULDING BERNARD L	972.50	3
SMITH GREG K	970.29	2
CHITTUM KENNETH E	910.68	1
DOOLEY KATHERINE L	866.13	2
FRAGILE PAT C	858.50	2
SMITH JAMES E II	842.50	1
KEENAN & ASSOCIATES LC	836.65	4
MCQUEEN & MURPHY LC	828.56	1
BISCHOFF DONALD K	786.70	6
AUCREMANNE JOSEPH	764.90	3
ARTIS ROSLYN C	747.50	1
WRIGHT DAYA MASADA	745.00	5
PROSERVICIO INC	731.00	5
BLACKBURN GREGORY A PSC	728.00	1
JACKSON DAVID L	717.13	4
LAWSON PATRICIA J	687.64	2
KOHOUT EDWARD R	687.50	5
ZIEGLER & ZIEGLER LC	668.00	7
SISCO EUGENE JR	610.00	5
HUNTER STEVE ASSOCIATES LC	584.28	2
STOVER WILLIAM D	522.50	4

**WEST VIRGINIA PUBLIC DEFENDER SERVICES
 APPOINTED COUNSEL FEES & EXPENSES PAID
 FISCAL YEAR 2007
 DESCENDING ORDER BY TOTAL \$
 Appointed Counsel and Service Providers Separate**

PAYEE	VOUCHER TOTAL \$	# OF CLAIMS
PENCE DAVID	485.50	4
ANDERSON DAVID M	416.84	1
VAUGHAN F MALCOLM PLLC	339.00	1
YACKEL RAYMOND H	331.00	1
O'BRIEN ROBERT J	327.50	3
OBRIEN THERESE M	315.00	1
ROMAIN JULIE GOWER	265.50	4
CLYBURN BRENT A	263.00	1
SINKKANEN DREAMA D	256.16	1
PRESERVATI LAW OFFICES PLLC	211.05	1
MOONEY JOAN A	200.44	1
JESSER LAW FIRM PLLC	197.50	1
PRITT JEFFRY A	178.45	1
CAMPBELL MILLER ZIMMERMAN PC	155.00	1
ABRAMS & BYRON	151.38	1
WEHNER LAW OFFICES	141.00	1
APPOINTED COUNSEL TOTAL	15,175,064.97	22,304
TRI-S INVESTIGATIONS INC	176,028.15	426
DEAK DAVID S	65,128.38	121
MOUNTS MICHAEL E	52,750.41	58
FORENSIC PSYCHOLOGY CENTER INC	48,567.37	18
VAUGHAN BRADFORD A	47,420.93	82
WEST VIRGINIA UNIVERSITY MEDICAL CORPORATION	40,352.50	25
CYRIL H WECHT & PATHOLOGY ASSOCIATES INC	28,281.60	3
FORENSIC PSYCHIATRY PLLC	27,800.00	21
COOPER GARY L	26,157.67	18
WOODS FRED B	23,356.65	20
RICHARDSON DON R ASSOCIATES INC	22,500.00	3
KLM INVESTIGATIONS	19,711.80	46
BRAMBLE CHARLES E III	15,404.89	7
RATLIFF DEBRA LYNN	15,271.71	17
CLAYMAN & ASSOCIATES PLLC	14,972.50	5
DAMM JOHN EDWARD ED	14,762.50	7
NOVELLO JOSEPH R	14,577.50	4
LEESTMA JAN E MD	10,911.25	2
TASA GROUP INC	10,361.67	1
CLAY ROBERT L	10,121.96	3
CAPITOL CITY INVESTIGATIONS INC	9,385.75	10
KRADEL PAUL F	9,100.00	3
ESPLIN PHILLIP W PC	8,980.74	1
FORENSIC TAPE ANALYSIS INC	8,000.00	1
MCCAULEY RANDALL P	7,772.80	2

**WEST VIRGINIA PUBLIC DEFENDER SERVICES
 APPOINTED COUNSEL FEES & EXPENSES PAID
 FISCAL YEAR 2007
 DESCENDING ORDER BY TOTAL \$
 Appointed Counsel and Service Providers Separate**

PAYEE	VOUCHER TOTAL \$	# OF CLAIMS
PRIMARY PSYCHOLOGICAL CARE PLLC	7,600.00	7
STEWART ROBERT D	7,425.47	18
LANE DANNY INC	7,353.58	2
FREMOUW WILLIAM J FORENSIC CLINICAL PSYCHOLOGIST	7,100.00	7
SUSSMAN EDWARD B MD INC	7,100.00	1
PAINTER & ASSOCIATES LLC	6,997.10	11
PENNSYLVANIA PHYSICAL MEDICINE INC	6,750.00	1
DRAKE BEVERLY ANN	6,694.99	20
FULERO SOLOMON M PHD JD	6,687.60	2
KELLEY SHAMELLE D	6,649.70	10
KRIEG FRED JAY PHD & ASSOCIATES PLLC	6,600.00	4
MILLS & WAGNER PLLC	5,877.50	3
HALL LAURA ANNE	5,853.15	12
GAGNON MARY J	5,513.20	2
BERNSTEIN LAWSON F MD PC	5,470.00	1
WOLFE GARY J	5,455.69	6
MACDONALD ROBERT J AGENCY INC	5,380.09	12
TORSNEY JACK R JR	5,070.00	5
COOK INVESTIGATION SERVICE INC	4,936.77	8
WHITE ROBERT S	4,875.00	4
VAUGHAN ZACHARY J	4,800.00	1
PETERS LARRY A INC	4,453.40	8
SPITZ DANIEL J MD	4,425.00	1
KEY TRANSCRIPTS INC	4,220.50	13
ROSENBERG LAWRENCE	4,117.56	1
MOUNTAIN STATE PSYCHOLOGICAL SERVICES PLLC	4,000.00	6
INVESTIGATION DIVISION INC	3,800.40	6
HALL JEANNE S	3,672.25	3
FRANKOVITCH ANETAKIS COLANTONIO & SIMON	3,645.00	1
RATLIFF DOUGLAS M	3,478.64	2
DUNAWAY MARY L	3,450.95	1
RIGSBY MICHAEL E	3,428.37	9
BUZZO BILL J JR	3,361.87	3
EASTERN PSYCHOLOGICAL SERVICES INC	3,355.00	6
AREA PSYCHIATRIC & PSYCHOTHERAPY GROUP INC	3,320.00	2
LIFEFORCE CONSULTANTS LLC	3,276.43	1
BEHAVIORAL SCIENCE ASSOCIATES INC	3,176.69	3
PSYCHOLOGICAL HEALTH ASSOCIATES LTD	2,847.50	1
BROSKEY STANLEY J PH D	2,571.04	1
CHESLOCK TERRI R	2,537.15	4
BLANKENSHIP D SHANNON	2,534.55	1
PROBE INTERNATIONAL ENTERPRISES LLC	2,478.93	1
ZIEGLER LARRY F	2,400.00	2

**WEST VIRGINIA PUBLIC DEFENDER SERVICES
 APPOINTED COUNSEL FEES & EXPENSES PAID
 FISCAL YEAR 2007
 DESCENDING ORDER BY TOTAL \$
 Appointed Counsel and Service Providers Separate**

PAYEE	VOUCHER TOTAL \$	# OF CLAIMS
KING KAREN D	2,398.55	1
PSYCH SERVICES ASSOCIATES INC	2,381.25	2
MURPHY JANET	2,317.70	1
COFFINDAFFER LARRY K	2,303.05	4
HUGHEY JEWELL R	2,282.00	4
STREET SANDRA	2,219.00	2
TRAINOR GREGORY E	2,132.50	2
BURKHART DAVID B	2,131.33	1
WEDGEWOOD FAMILY PRACTICE & PSYCHIATRY	2,000.00	1
PSYCHOLOGICAL CONSULTING INC	1,925.00	3
YOST TINA MARIE	1,800.00	2
HYLTON GARY H	1,772.71	3
MCCAULEY ROBERT E	1,761.60	1
KENNEDY CHANIN L	1,650.00	2
SPIEGLE RICHARD F PSY D PC	1,562.50	1
MICHELLE SKIDMORE	1,550.50	1
NORWITCH DOCUMENT LABORATORY	1,537.19	1
EAKIN DONALD E JR	1,500.00	1
JOHNSON ROY L	1,455.30	5
GREENE JUDITH A	1,399.95	4
WOLFE HAROLD B	1,273.75	4
ALLEGHENY CONSULTANT SERVICES INC	1,272.61	3
HOLUB KAREN S	1,270.50	1
FAMILY SERVICE OF KANAWHA VALLEY INC	1,250.00	3
MORGANTOWN PASTORAL COUNSELING CENTER INC	1,212.50	2
JAMES RICHARD L	1,166.25	2
JDL & ASSOCIATES	1,155.97	4
VERIFY INC	1,135.80	1
ROSEY FUTURES SOCIAL WORK SERVICES INC	1,099.55	1
BLAKE KENNETH W	1,081.80	2
COWDER CHERIE CHAMBERS	1,050.00	1
PSYCHOLOGICAL CONSULTATION & ASSESSMENT INC	1,050.00	1
JOHNS JOHN DANIEL	1,044.07	1
GRAY RONALD T	1,043.70	1
GEMSTAR INC	1,000.00	1
LOPEZ GINA M	1,000.00	1
BALDWIN JOHN	960.00	1
COMMUNITY BEHAVIORAL SERVICES INC	900.00	1
MORISE ANTHONY P MD	875.00	1
FERDA BRIAN T	800.00	2
JOHNSTON BRENDA	800.00	1
PROFESSIONAL COUNSELING ASSOCIATES INC	800.00	1
RENFORTH JENNIFER L	780.00	1

**WEST VIRGINIA PUBLIC DEFENDER SERVICES
 APPOINTED COUNSEL FEES & EXPENSES PAID
 FISCAL YEAR 2007
 DESCENDING ORDER BY TOTAL \$
 Appointed Counsel and Service Providers Separate**

PAYEE	VOUCHER TOTAL \$	# OF CLAIMS
KARR JO ELLEN	772.45	2
GODBY FRANKLIN DONALD	731.15	1
MCANULTY THOMAS	723.60	1
LAW-SCIENCE TECHNOLOGIES INC	720.00	1
LEISURE TINA M	700.00	2
SHENANDOAH VALLEY MEDICAL SYS INC	700.00	1
CROWDER JAMES L	694.06	1
STOLLINGS KAREN S	683.55	1
GOODWILL INDUSTRIES KYOWVA INC	650.00	1
SALKOVICK RACHEL J	650.00	1
PARKERSBURG NEUROLOGICAL ASSOCIATES INC	635.00	1
TOWNSEND STEPHEN MS	625.00	1
PLUM C ED	610.56	2
EAST RIDGE HEALTH SYSTEMS	600.00	1
FRIEDLANDER EDWARD R MD	600.00	1
HAMNER PSYCHOLOGICAL SERVICES	600.00	2
REDMOND LARRY WAYNE	594.04	2
HARRIS REBECCA R	527.45	1
PEARSE RONALD D ED D	500.00	2
ADVANCED PSYCHOLOGICAL SERVICES	450.00	1
CHANDLER MARCIA L	446.60	1
COULTER CHARLES E	439.57	1
DAVIS KATHY J	430.00	1
SLOMINSKI CHARLES K	414.55	2
JAWORSKI MICHELLE L	403.85	1
THOMAS WILLIAM SCOTT MD	400.00	1
PHILLIPS PAUL H	381.37	1
MARION COUNTY CIRCUIT CLERK	342.50	1
LANDES SUSAN M	315.70	1
PSYCHOLOGICAL ASSESSMENT INTERVENTION SERVICES	300.00	1
RYAN ANITA A LLC	300.00	1
RASPA RICHARD D	296.80	1
LUNSFORD WILLIAM G	292.74	1
SMART DOCUMENT SOLUTIONS LLC	290.15	1
ARMISTEAD GINNY L	273.35	1
NORTHWOOD HEALTH SYSTEMS INC	266.00	1
PRESIDENTIAL INVESTIGATIONS & BAIL BONDING LLC	263.88	1
COOK MARY K	254.10	1
THE MACKENZIE GROUP LTD	250.00	1
COFFEY HARRY J	231.24	1
HERRON-RICE TRACY P	205.00	1
POTOMAC HIGHLANDS MENTAL HEALTH GUILD INC	200.00	1
KREEFER JULIE L	169.40	1

**WEST VIRGINIA PUBLIC DEFENDER SERVICES
APPOINTED COUNSEL FEES & EXPENSES PAID
FISCAL YEAR 2007
DESCENDING ORDER BY TOTAL \$
Appointed Counsel and Service Providers Separate**

PAYEE	VOUCHER TOTAL \$	# OF CLAIMS
YOUNG MISSY L CCR	161.70	1
MILLER-MAIRS DONNA KAY	138.60	1
BAKER LYNDE G	115.00	1
DONATHAN P TWYLA	105.70	1
BACHMAN RODNEY L	103.95	1
PHILIP BRUNNER ROBERTSON	100.00	1
FAIRMONT-MARION COUNTY TRANSIT AUTHORITY	67.50	1
HOOVER WILLIAM R	52.50	1
PRICE DWAYNE	50.05	1
ACCURATE REPORTING SERVICE INC	34.00	1
SERVICE PROVIDER TOTAL	1,015,384.09	1,256
GRAND TOTAL	16,190,449.06	23,560

**WEST VIRGINIA PUBLIC DEFENDER SERVICES
 APPOINTED COUNSEL FEES & EXPENSES PAID
 FISCAL YEAR 2007
 ALPHABETICAL ORDER**

PAYEE	VOUCHER TOTAL \$	# OF CLAIMS
A		
ABRAMS & BYRON	\$151.38	1
ACCURATE REPORTING SERVICE INC	\$34.00	1
ADVANCED PSYCHOLOGICAL SERVICES	\$450.00	1
ALBERTY MICHAEL C	\$4,095.41	6
ALLEGHENY CONSULTANT SERVICES INC	\$1,272.61	3
ANDERSON CHARLES E	\$11,024.30	21
ANDERSON DAVID M	\$416.84	1
ANDERSON PATRICK B	\$4,290.04	7
ANGOTTI & STRAFACE LC	\$1,302.50	6
ARBUCKLE DOUGLAS H	\$11,125.06	21
AREA PSYCHIATRIC & PSYCHOTHERAPY GROUP INC	\$3,320.00	2
ARMISTEAD GINNY L	\$273.35	1
ARNOLD CESARE & BAILEY PLLC	\$15,730.11	23
ARTIS ROSLYN C	\$747.50	1
ASHLEY ANITA HAROLD	\$25,224.60	65
ATHEY JOHN D	\$5,899.00	22
ATKINS JAMES B	\$30,182.95	43
ATKINS LAW OFFICE PLLC	\$2,986.59	8
AUCREMANNE JOSEPH	\$764.90	3
AVIS WITTEN & WANDLING LC	\$47,743.13	97
B		
BACHMAN RODNEY L	\$103.95	1
BAGBY STEVE	\$49,377.33	74
BAILEY & HOWARD PLLC	\$42,969.18	81
BAILEY BRIAN W	\$21,480.12	37
BAILEY CHRISTINA M	\$5,012.26	11
BAILEY DENNIS R	\$25,754.63	41
BAILEY STULTZ OLDAKER & GREENE PLLC	\$12,674.44	16
BAKER LYNDE G	\$115.00	1
BALDWIN JOHN	\$960.00	1
BALLARD ANN L	\$5,429.62	12
BALLARD KENNETH D	\$12,099.50	8
BARNETT KENNETH J PC	\$10,618.21	22
BARR JACK C	\$75,186.05	239
BARRAT ROBERT E	\$31,092.24	45
BARRY CHAD D LC	\$120,222.42	329
BAYLISS & PHALEN PLLC	\$10,711.00	26
BAYLISS SHAWN D	\$37,600.59	59
BEAN & BEAN	\$11,641.79	26
BEANE JOHN D	\$22,414.35	43

**WEST VIRGINIA PUBLIC DEFENDER SERVICES
 APPOINTED COUNSEL FEES & EXPENSES PAID
 FISCAL YEAR 2007
 ALPHABETICAL ORDER**

PAYEE	VOUCHER TOTAL \$	# OF CLAIMS
B CONTINUED		
BEHAVIORAL SCIENCE ASSOCIATES INC	\$3,176.69	3
BELLOMY & TURNER LC	\$77,128.52	194
BENFORD LEE F II	\$38,736.41	43
BERNSTEIN LAWSON F MD PC	\$5,470.00	1
BEVERIDGE BRENT E	\$12,932.24	24
BIBB & MCCULLOCH PLLC	\$7,808.50	25
BIDDLE JACQUELYN STOUT	\$4,673.38	4
BISCHOFF DONALD K	\$786.70	6
BLACKBURN GREGORY A PSC	\$728.00	1
BLAIR GERALD E JR	\$77,974.00	92
BLAKE KENNETH W	\$1,081.80	2
BLAKE MICHAEL W	\$27,354.15	31
BLANKENSHIP D SHANNON	\$2,534.55	1
BLEDSON CHRISTOPHER B	\$24,709.13	23
BLIZZARD GEORGE DANIEL II PLLC	\$18,901.80	13
BLYLER HOWARD J	\$35,090.72	104
BLYTHE ANGELA M	\$5,410.00	4
BOBANGO GERALD J	\$2,716.50	2
BONINSEGNA SANTE JR	\$49,784.09	89
BOOMER JAMES FRANKLIN	\$23,785.78	18
BOOTH & MCCARTHY	\$1,496.50	4
BOSNICK JAMES A III	\$2,748.00	37
BOTTNER KIRK H LAW OFFICE PLLC	\$56,579.38	38
BOUCHILLON CROSSAN & COLBURN LC	\$13,291.86	8
BOWERS JEFFREY S	\$9,429.70	10
BOWLES RICE MCDAVID GRAFF & LOVE	\$48,961.20	51
BRADLEY & ALBRIGHT PLLC	\$18,016.50	50
BRAMBLE CHARLES E III	\$15,404.89	7
BRECKINRIDGE DAVIS SPROLES & CHAPMAN PLLC	\$13,240.33	34
BREECE SUSAN PLLC	\$61,338.90	28
BREWER & GIGGENBACH PLLC	\$28,853.84	36
BRIDI & BRIDI	\$4,473.06	2
BRISCOE L SCOTT	\$100,070.04	97
BROSKEY STANLEY J PH D	\$2,571.04	1
BROWN & LEVICOFF	\$25,290.04	73
BRYAN CARSON N	\$4,160.09	7
BRYANT CARL P	\$116,113.25	237
BUCY WINIFRED L	\$8,558.00	14
BULLMAN & BULLMAN	\$62,794.47	83
BURCHAM JEFFREY G	\$1,912.84	1
BURDETTE KRISTINE ADELE	\$23,478.20	56

**WEST VIRGINIA PUBLIC DEFENDER SERVICES
 APPOINTED COUNSEL FEES & EXPENSES PAID
 FISCAL YEAR 2007
 ALPHABETICAL ORDER**

PAYEE	VOUCHER TOTAL \$	# OF CLAIMS
B CONTINUED		
BURKHART DAVID B	\$2,131.33	1
BURTON KILGORE & LAZENBY PLLC	\$9,710.31	5
BUSCH ZURBUCH & THOMPSON PLLC	\$20,649.30	14
BUSH FRANK P JR & ASSOCIATES LC	\$2,639.50	3
BUZZO BILL J JR	\$3,361.87	3
BYRNE HEDGES & LYONS	\$17,471.20	18
C		
CABANISS MARK	\$12,908.49	24
CALLAGHAN & CALLAGHAN PLLC	\$34,244.69	42
CAMEON BRENT	\$1,962.85	4
CAMILLETTI DAVID A	\$2,347.00	1
CAMPBELL MILLER ZIMMERMAN PC	\$155.00	1
CAMPBELL ROBERT D	\$10,146.76	21
CAPITOL CITY INVESTIGATIONS INC	\$9,385.75	10
CARBONE & BLAYDES PLLC	\$58,622.92	95
CARL KEATON & FRAZER PLLC	\$32,202.28	72
CARR LAW OFFICES PLLC	\$39,468.00	107
CARRICO LAW OFFICES LC	\$2,289.22	5
CARROLL GALE E	\$39,497.72	41
CASEY JAMES M	\$86,193.32	135
CASSIDY MYERS COGAN & VOEGELIN LC	\$13,714.56	3
CASTEEL & POLING PLLC	\$211,059.43	218
CASTO & CASTO LC	\$36,633.26	23
CAUDILL SCOTT	\$2,561.12	6
CHANDLER MARCIA L	\$446.60	1
CHASE JOHN K IV	\$15,111.00	21
CHESLOCK TERRI R	\$2,537.15	4
CHILDLAW SERVICES INC	\$66,214.60	49
CHITTUM KENNETH E	\$910.68	1
CHRIST KATRINA M LAW FIRM LC	\$26,575.63	44
CICCARELLO DEL GUIDICE & LAFON	\$3,993.50	7
CIPRIANI & PAULL LC	\$1,296.50	1
CISCO-STURGELL KATHRYN	\$61,334.80	77
CLAGETT & TIPTON PLLC	\$108,450.29	141
CLARKE D RANDALL	\$10,201.80	17
CLAY PAUL O JR	\$1,557.00	2
CLAY ROBERT L	\$10,121.96	3
CLAYMAN & ASSOCIATES PLLC	\$14,972.50	5
CLINE MICHAEL R	\$27,798.50	44
CLINE-GENTILE DELLA	\$18,898.70	11

**WEST VIRGINIA PUBLIC DEFENDER SERVICES
 APPOINTED COUNSEL FEES & EXPENSES PAID
 FISCAL YEAR 2007
 ALPHABETICAL ORDER**

PAYEE	VOUCHER TOTAL \$	# OF CLAIMS
C CONTINUED		
CLYBURN BRENT A	\$263.00	1
COFFEY HARRY J	\$231.24	1
COFFINDAFFER LARRY K	\$2,303.05	4
COLLINS & COURTRIGHT	\$58,318.87	161
COLOSI LISA ROBINETTE	\$3,194.25	3
COMMUNITY BEHAVIORAL SERVICES INC	\$900.00	1
CONAWAY & CONAWAY	\$14,859.87	28
CONRAD & CONRAD	\$20,958.34	22
CONWAY LAW OFFICE	\$66,599.78	209
COOK & COOK	\$7,584.00	24
COOK INVESTIGATION SERVICE INC	\$4,936.77	8
COOK MARY K	\$254.10	1
COOKE MICHAEL P	\$60,367.41	77
COOKMAN DONALD P	\$6,626.81	10
COOPER & PRESTON PLLC	\$3,455.79	12
COOPER GARY L	\$26,157.67	18
COREY DANIEL S	\$82,777.50	86
COTTRELL PATRICK L	\$1,400.19	5
COULTER CHARLES E	\$439.57	1
COWDEN ALLISON ADYNEIC	\$43,282.74	13
COWDER CHERIE CHAMBERS	\$1,050.00	1
COX KEITH A	\$13,730.23	27
CRAIG A COURTENAY	\$3,619.00	1
CROWDER JAMES L	\$694.06	1
CURNUTTE SCOTT A	\$6,797.22	24
CURRY & SWISHER PLLC	\$32,128.75	48
CURRY DENNIS H	\$68,509.50	15
CYRIL H WECHT & PATHOLOGY ASSOCIATES INC	\$28,281.60	3
CZARNIK R THOMAS	\$3,474.18	5
D		
DALBY NANCY A ATTY AT LAW PLLC	\$42,336.17	13
DALTON DEBRA L	\$22,330.13	53
DALTON MARSHA	\$39,367.50	38
DAMM JOHN EDWARD ED	\$14,762.50	7
DAVIS CHRISTOPHER A	\$21,191.20	22
DAVIS KATHY J	\$430.00	1
DAVIS R STEPHEN	\$3,135.00	5
DEAK DAVID S	\$65,128.38	121
DEAN CHRISTOPHER LC	\$28,262.24	49
DEMOSS DAVID B	\$31,509.34	54

**WEST VIRGINIA PUBLIC DEFENDER SERVICES
 APPOINTED COUNSEL FEES & EXPENSES PAID
 FISCAL YEAR 2007
 ALPHABETICAL ORDER**

PAYEE	VOUCHER TOTAL \$	# OF CLAIMS
D CONTINUED		
DESBROW SANDRA M	\$984.01	4
DETCHE PAUL S INC	\$21,701.44	72
DILLON WELLS H	\$136,615.85	182
DONATHAN P TWYLA	\$105.70	1
DOOLEY KATHERINE L	\$866.13	2
DOUGLASS ERNEST M	\$70,840.80	185
DOWNING MARVIN L	\$3,640.53	2
DRAKE BEVERLY ANN	\$6,694.99	20
DUFFY KEVIN C	\$11,751.75	6
DUNAWAY MARY L	\$3,450.95	1
DUTY WILLIAM H	\$21,108.00	44
DYER THOMAS G	\$51,906.10	35
E		
EACHUS MICHAEL N	\$19,606.78	6
EAKIN DONALD E JR	\$1,500.00	1
EAST RIDGE HEALTH SYSTEMS	\$600.00	1
EASTERN PSYCHOLOGICAL SERVICES INC	\$3,355.00	6
EBY MICHELLE WIDMER	\$15,303.86	18
EDWARDS JAMES BRYAN	\$2,426.40	2
EILAND & BENNETT	\$36,857.03	11
EKENASI GEOFFREY I	\$9,955.50	9
ELLEM JOHN N	\$35,018.69	123
ELMORE & ELMORE	\$1,044.80	1
ELSWICK & RICHARDSON PLLC	\$3,430.50	2
ELSWICK SCOTT E LAW OFFICE OF LC	\$9,955.18	30
ERHARD CRAIG P	\$18,857.71	29
ESPLIN PHILLIP W PC	\$8,980.74	1
ESPOSITO & ESPOSITO	\$75,353.90	113
ESPOSITO MICHAEL A	\$4,765.57	11
ESPOSITO THOMAS E	\$2,522.15	4
EVANS THOMAS HANNA III	\$1,463.38	6
F		
FAIRMONT-MARION COUNTY TRANSIT AUTHORITY	\$67.50	1
FAMILY SERVICE OF KANAWHA VALLEY INC	\$1,250.00	3
FARNSWORTH MICHAEL D JR	\$31,630.26	44
FAST THOMAS K	\$12,641.79	8
FERDA BRIAN T	\$800.00	2
FERGUSON LISA WEESE	\$154,661.42	93
FERRIS HOWARD M	\$66,514.50	160

**WEST VIRGINIA PUBLIC DEFENDER SERVICES
 APPOINTED COUNSEL FEES & EXPENSES PAID
 FISCAL YEAR 2007
 ALPHABETICAL ORDER**

PAYEE	VOUCHER TOTAL \$	# OF CLAIMS
F CONTINUED		
FERRO & OLEJASZ	\$30,728.14	26
FIELDS & BOGGS PLLC	\$33,103.03	72
FIELDS DAN R	\$6,199.51	21
FILE PAYNE SCHERER & FILE	\$8,505.41	12
FISHER CONSTANCE J	\$20,770.39	40
FITTRO JONATHAN	\$31,076.19	27
FITZ STEPHEN S	\$60,533.93	71
FITZWATER TRAVIS R	\$12,166.03	9
FLAHERTY SENSABAUGH & BONASSO PLLC	\$8,428.96	4
FLANIGAN JAMES L	\$4,842.63	2
FLINCHUM R KEITH	\$104,805.26	86
FOLICKMAN PAMELA R LAW OFFICE OF	\$35,367.10	75
FORBES WILLIAM J	\$2,442.73	8
FORENSIC PSYCHIATRY PLLC	\$27,800.00	21
FORENSIC PSYCHOLOGY CENTER INC	\$48,567.37	18
FORENSIC TAPE ANALYSIS INC	\$8,000.00	1
FORESTER WILLIAM T	\$58,496.64	138
FORMAN & HUBER LC	\$6,288.72	2
FRAGILE PAT C	\$858.50	2
FRANCIS ERIC M	\$8,571.73	8
FRANKOVITCH ANETAKIS COLANTONIO & SIMON	\$35,619.93	31
FREEMAN & NIEZGODA PLLC	\$74,924.86	70
FREMOUW WILLIAM J FORENSIC CLINICAL PSYCHOLOGIST	\$7,100.00	7
FRIEDLANDER EDWARD R MD	\$600.00	1
FRIEND & ROZAS LLC	\$1,720.50	2
FROBLE MICHAEL E	\$3,302.00	2
FULERO SOLOMON M PHD JD	\$6,687.60	2
FURNER DEAN A	\$4,419.58	20
FURNER DEAN A ATTORNEY AT LAW PLLC	\$7,761.99	23
G		
GAGNON MARY J	\$5,513.20	2
GALFORD RANDALL W	\$2,761.84	8
GALL D CONRAD	\$6,955.81	23
GARDNER LAW OFFICES PLLC	\$4,848.50	25
GARREN LAW OFFICES LC	\$4,846.94	15
GARRETT & GARRETT	\$62,238.52	73
GARRETT LINDA NELSON PLLC	\$17,540.46	43
GEARY & GEARY LC	\$50,808.94	49
GEMSTAR INC	\$1,000.00	1
GIATRAS LAW FIRM PLLC	\$53,888.80	90

**WEST VIRGINIA PUBLIC DEFENDER SERVICES
 APPOINTED COUNSEL FEES & EXPENSES PAID
 FISCAL YEAR 2007
 ALPHABETICAL ORDER**

PAYEE	VOUCHER TOTAL \$	# OF CLAIMS
G CONTINUED		
GIBSON MICHAEL F	\$2,034.04	9
GIGGENBACH MELISSA J	\$10,299.62	3
GODBY FRANKLIN DONALD	\$731.15	1
GOLDEN ELLEN FRANCES	\$12,853.52	26
GOODWILL INDUSTRIES KYOWVA INC	\$650.00	1
GORDON MARGARET A B	\$102,406.54	56
GOSSETT RANDY D	\$5,249.35	2
GRAY RONALD T	\$1,043.70	1
GREENE JUDITH A	\$1,399.95	4
GREER ROBERT L	\$5,018.70	3
GREGORY BETTY SUE CLARK	\$19,370.87	17
GREINER & CYRUS LC	\$17,349.13	29
GRINDO DANIEL R LAW OFFICE OF PLLC	\$34,883.38	31
GRUBB JASON R	\$8,585.35	10
GRUNAU DAVID M	\$34,544.39	22
GUNNOE RICHARD M	\$48,433.75	72
GUTMANN RICHARD M LC	\$31,599.52	47
H		
HACKNEY JOHN G JR	\$7,978.50	19
HAGER HARRY L	\$24,272.50	454
HALL DWIGHT R	\$63,891.60	79
HALL JEANNE S	\$3,672.25	3
HALL KAREN L	\$5,530.56	15
HALL LAURA ANNE	\$5,853.15	12
HALLINAN JACQUELINE A	\$14,593.97	25
HAMILTON BURGESS YOUNG & POLLARD PLLC	\$10,223.47	15
HAMILTON CHARLES R	\$62,695.10	121
HAMILTON NEAL J	\$3,047.34	12
HAMNER PSYCHOLOGICAL SERVICES	\$600.00	2
HANNA RACHEL	\$1,522.00	1
HARMAN MARLA ZELENE	\$53,491.70	42
HARMON-SCHAMBERGER BARBARA A	\$16,170.97	29
HARRIS & HOLMES LAW OFFICE PLLC	\$1,802.36	2
HARRIS REBECCA R	\$527.45	1
HART DAVID W	\$17,563.24	25
HARVEY & JANUTOLO	\$106,875.69	181
HARWOOD JASON D	\$13,336.25	31
HASSAN RONALD D	\$24,094.35	35
HATFIELD HARRY M	\$79,107.48	51
HATFIELD LAW FIRM LC	\$38,047.32	68

**WEST VIRGINIA PUBLIC DEFENDER SERVICES
 APPOINTED COUNSEL FEES & EXPENSES PAID
 FISCAL YEAR 2007
 ALPHABETICAL ORDER**

PAYEE	VOUCHER TOTAL \$	# OF CLAIMS
H CONTINUED		
HATFIELD MCGINNIS E JR	\$4,440.75	3
HAUGHT IRA M	\$106,805.79	82
HAWKINS JAMES E JR	\$157,019.95	446
HAYDEN & HART PLLC	\$16,992.88	24
HAYNIE BELINDA A	\$13,855.99	43
HAZARD SPRAGUE W LAW OFFICE OF LC	\$2,040.50	6
HEDGES JONES WHITTIER & HEDGES	\$9,018.64	22
HEIL LIESELOTTE MARIE	\$1,077.26	1
HENDERSON & FUDA	\$11,244.82	24
HENDRICKS PETER A	\$14,408.05	5
HENDRICKSON & LONG PLLC	\$7,025.15	1
HENRY JAMES R	\$2,877.50	7
HERNDON STEPHEN D	\$6,258.61	7
HERRON-RICE TRACY P	\$205.00	1
HEWITT & SALVATORE PLLC	\$11,542.87	28
HICKS NATHAN A PLLC	\$51,486.39	15
HILL DAVID L	\$13,537.08	35
HINKLE BRYAN S	\$9,618.19	16
HIVELY HERBERT L II	\$30,990.96	91
HOBBS MARK E	\$19,945.25	14
HODGES & RIFFLE PLLC	\$15,049.72	42
HOLICKER RICHARD E	\$13,591.16	18
HOLROYD FRED F III	\$4,437.53	12
HOLUB KAREN S	\$1,270.50	1
HOOVER RANDY D	\$2,502.50	5
HOOVER WILLIAM R	\$52.50	1
HOPKINS VIRGINIA JACKSON	\$12,749.54	7
HOWLEY LOREN B	\$6,956.05	12
HUFFMAN WILLIAM O	\$21,998.03	35
HUGHEY JEWELL R	\$2,282.00	4
HUMBERSON DON A	\$27,579.88	40
HUNTER STEVE ASSOCIATES LC	\$584.28	2
HYER & LITTLEPAGE	\$66,842.02	75
HYLTON GARY H	\$1,772.71	3
I		
INVESTIGATION DIVISION INC	\$3,800.40	6

**WEST VIRGINIA PUBLIC DEFENDER SERVICES
 APPOINTED COUNSEL FEES & EXPENSES PAID
 FISCAL YEAR 2007
 ALPHABETICAL ORDER**

PAYEE	VOUCHER TOTAL \$	# OF CLAIMS
J		
JACKSON KELLY PLLC	\$1,905.91	1
JACKSON DAVID L	\$717.13	4
JACOVETTY GERALD G JR LC	\$110,523.67	336
JAMES RICHARD L	\$1,166.25	2
JARRELL ROBERT STEPHEN	\$42,984.65	99
JAWORSKI MICHELLE L	\$403.85	1
JDL & ASSOCIATES	\$1,155.97	4
JENKINS JOSEPH L	\$6,161.47	9
JESSER LAW FIRM PLLC	\$197.50	1
JOHNS JOHN DANIEL	\$1,044.07	1
JOHNSON ROY L	\$1,455.30	5
JOHNSTON BRENDA	\$800.00	1
JOHNSTON HOLROYD & ASSOCIATES	\$43,233.30	94
JONES GREGORY K	\$56,379.59	89
JONES STEVEN A LC	\$22,128.72	19
JORY & SMITH	\$10,880.52	4
JUBA-PLUMLEY ROSALEE	\$37,456.00	64
JUDY & JUDY	\$42,315.34	59
K		
KARICKHOFF DAVID	\$60,092.00	125
KARR DAVID JR	\$3,253.40	4
KARR JO ELLEN	\$772.45	2
KARR THOMAS B	\$1,843.12	1
KATZ KANTOR & PERKINS	\$6,038.59	8
KAUFMAN & BOWEN PLLC	\$6,824.97	9
KAYSER LAYNE & CLARK PLLC	\$15,847.85	35
KEATON CHRISTOPHER K	\$5,329.51	7
KEENAN & ASSOCIATES LC	\$836.65	4
KEENER RAYMOND III	\$7,169.90	12
KEESE RYAN HAMILTON	\$8,985.98	20
KELLEY DAVID BATES	\$17,394.15	38
KELLEY SHAMELLE D	\$6,649.70	10
KENNEDY CHANIN L	\$1,650.00	2
KERN FRANKLIN W LC	\$27,038.70	64
KERNS TIMOTHY J	\$6,860.50	9
KERR LISA M	\$2,548.63	3
KESNER KESNER & BRAMBLE PLLC	\$2,180.70	3
KEY TRANSCRIPTS INC	\$4,220.50	13
KIGER WILLIAM E	\$3,769.00	13
KING KAREN D	\$2,398.55	1

**WEST VIRGINIA PUBLIC DEFENDER SERVICES
 APPOINTED COUNSEL FEES & EXPENSES PAID
 FISCAL YEAR 2007
 ALPHABETICAL ORDER**

PAYEE	VOUCHER TOTAL \$	# OF CLAIMS
K CONTINUED		
KING WAYNE	\$14,752.50	3
KLATT W HOWARD	\$15,717.82	9
KLIE ERIKA H	\$11,934.36	23
KLM INVESTIGATIONS	\$19,711.80	46
KOHOUT EDWARD R	\$687.50	5
KOSTENKO KRIS	\$1,300.00	2
KRADEL PAUL F	\$9,100.00	3
KRATOVIL & AMORE PLLC	\$18,182.36	35
KREEFER JULIE L	\$169.40	1
KRIEG FRED JAY PHD & ASSOCIATES PLLC	\$6,600.00	4
KRIVONYAK JOHN C	\$5,766.00	9
KROGER THOMAS W	\$10,167.00	93
KUPEC THOMAS W	\$10,555.23	23
KURELAC PATRICIA A	\$40,585.75	29
L		
LA NEVE TODD F	\$10,135.20	15
LACARIA PHILIP A	\$37,094.50	42
LAISHLEY JOHN	\$34,397.05	29
LAMP PAT	\$5,019.42	12
LANDES SUSAN M	\$315.70	1
LANE DANNY INC	\$7,353.58	2
LANE PAUL E	\$12,981.76	10
LASH FRANKLIN W	\$26,798.09	24
LAW-SCIENCE TECHNOLOGIES INC	\$720.00	1
LAWSON PATRICIA J	\$687.64	2
LAZENBY K BRUCE	\$1,528.47	8
LEESTMA JAN E MD	\$10,911.25	2
LEISURE TINA M	\$700.00	2
LEROSE ANTHONY	\$2,715.00	10
LESTER WILLIAM M	\$96,822.78	132
LEWIS AMANDA L	\$2,957.69	3
LIFEFORCE CONSULTANTS LLC	\$3,276.43	1
LOCKWOOD & LOCKWOOD	\$37,905.43	19
LOPEZ GINA M	\$1,000.00	1
LOUDERBACK ROBIN R	\$3,699.50	4
LOVE JAY C	\$8,629.57	28
LUNSFORD WILLIAM G	\$292.74	1
LUPARDUS TIMOTHY P	\$26,173.82	46
LUTTRELL & PREZIOSO PLLC	\$18,311.92	7
LUTTRELL CHRISTOPHER C	\$9,558.14	1

**WEST VIRGINIA PUBLIC DEFENDER SERVICES
 APPOINTED COUNSEL FEES & EXPENSES PAID
 FISCAL YEAR 2007
 ALPHABETICAL ORDER**

PAYEE	VOUCHER TOTAL \$	# OF CLAIMS
M		
MACDONALD ROBERT J AGENCY INC	\$5,380.09	12
MALOY MARY RICH	\$2,314.88	3
MANCINI STEVEN K	\$46,111.77	62
MANI & ELLIS PLLC	\$1,773.22	6
MANYPENNY J PERRY	\$30,469.44	36
MARION COUNTY CIRCUIT CLERK	\$342.50	1
MARTINO GARY J	\$13,308.00	28
MATKO EDMUND	\$5,143.50	5
MAUSER BERNARD R	\$6,996.80	16
MAYNARD TERESA D	\$3,301.05	1
MAZZEI ROCCO E	\$17,794.91	12
MCANULTY THOMAS	\$723.60	1
MCCAMIC SACCO PIZZUTI & MCCOID PLLC	\$39,728.39	47
MCCAULEY RANDALL P	\$7,772.80	2
MCCAULEY ROBERT E	\$1,761.60	1
MCCOY JAMES A JR	\$41,665.50	51
MCCULLOUGH JUDITH A	\$127,947.63	183
MCDANIEL DON S	\$3,450.41	4
MCDERMOTT & BONENBERGER PLLC	\$4,304.46	8
MCDERMOTT DANA P	\$46,369.32	7
MCFADDEN JEROME J	\$3,862.60	22
MCGINLEY JENNIFER	\$9,128.06	12
MCGRAW WARREN R II	\$6,174.50	6
MCINTYRE RHONDA M	\$7,403.95	20
MCINTYRE-NICHOLSON RACHELLE D	\$7,917.17	3
MCMILLION BEN	\$5,771.69	10
MCNEER HIGHLAND MCMUNN & VARNER LC	\$217,359.92	231
MCQUEEN & MURPHY LC	\$828.56	1
MENDELSON ANDREW	\$1,412.91	8
METZ TAMARA J	\$24,593.92	19
MICHAEL NELSON M LC	\$10,787.52	11
MICHELLE SKIDMORE	\$1,550.50	1
MILLER & DRAKE LC	\$126,730.71	239
MILLER-MAIRS DONNA KAY	\$138.60	1
MILLS & WAGNER PLLC	\$22,843.50	11
MINTZER SAROWITZ ZERIS LEDVA & MYERS LLP	\$1,372.50	5
MITCHELL JOHN R JR LAW OFFICE OF LC	\$3,190.00	8
MOFFATT CHRISTOPHER G	\$60,556.10	40
MOLESSA HEATHER IRELAND	\$17,011.96	9
MOONEY JOAN A	\$200.44	1
MORAN CATHERINE JANE	\$3,625.80	16

**WEST VIRGINIA PUBLIC DEFENDER SERVICES
 APPOINTED COUNSEL FEES & EXPENSES PAID
 FISCAL YEAR 2007
 ALPHABETICAL ORDER**

PAYEE	VOUCHER TOTAL \$	# OF CLAIMS
M CONTINUED		
MORGAN DENNIE S JR	\$105,119.53	69
MORGAN E LAVOYD JR	\$13,732.34	10
MORGAN EDWARD WARD	\$5,140.26	5
MORGAN THEODORE E	\$12,773.44	7
MORGAN TONY	\$21,047.86	24
MORGANTOWN PASTORAL COUNSELING CENTER INC	\$1,212.50	2
MORISE ANTHONY P MD	\$875.00	1
MORRIS GARY W II	\$5,533.00	2
MOSES JOSEPH J	\$109,791.38	45
MOUNTAIN STATE PSYCHOLOGICAL SERVICES PLLC	\$4,000.00	6
MOUNTAINEER LEGAL SERVICES PLLC	\$104,809.79	216
MOUNTS MICHAEL E	\$52,750.41	58
MOYE DAVID O	\$32,480.65	38
MULDOON JAMES A	\$3,500.80	7
MULLENS SHARON M	\$31,997.00	43
MULLINS CHARLES B II	\$186,061.64	88
MURPHY JANET	\$2,317.70	1
MURPHY S SEAN	\$12,101.84	31
MURPHY S SEAN LC	\$3,057.05	11
MUSGRAVE RAYMOND G	\$6,768.44	13
N		
NANNERS & WILLETT LC LAW OFFICES OF	\$85,085.59	140
NAVY L VICTOR	\$56,166.09	97
NEISWONGER & WHITE	\$121,258.73	248
NESSEL KERRY A	\$86,982.13	56
NESTOR JASON A	\$2,047.70	4
NESTOR WILLIAM T PLLC	\$45,073.21	65
NEW STEPHEN P LC	\$7,836.02	10
NEWBOLD WILEY W	\$45,216.07	42
NICHOLS & SKINNER LC	\$11,723.76	8
NOGAY CATHRYN A	\$45,810.62	19
NOONE ROBERT T	\$43,402.59	30
NORTHWOOD HEALTH SYSTEMS INC	\$266.00	1
NORWITCH DOCUMENT LABORATORY	\$1,537.19	1
NOVELLO JOSEPH R	\$14,577.50	4
NOVOBILSKI JEROME R	\$6,813.02	10

**WEST VIRGINIA PUBLIC DEFENDER SERVICES
 APPOINTED COUNSEL FEES & EXPENSES PAID
 FISCAL YEAR 2007
 ALPHABETICAL ORDER**

PAYEE	VOUCHER TOTAL \$	# OF CLAIMS
O		
O'BRIEN ROBERT J	\$327.50	3
OBRIEN THERESE M	\$315.00	1
OHIO VALLEY LAW CENTER PLLC	\$13,108.95	20
OOTEN GRAYDON C JR	\$28,954.50	44
ORNDORFF DAVID L	\$10,254.01	19
ORTEZA AILYNN MAE	\$35,198.93	14
OSHOWAY F JOHN	\$80,554.16	107
OURS JOHN G	\$8,107.50	27
P		
PAESANI & KEATON PLLC	\$3,717.81	2
PAINTER & ASSOCIATES LLC	\$6,997.10	11
PALMER & TITUS	\$1,867.40	1
PALMER JAMES J III	\$18,123.10	11
PANCAKE F CODY III	\$51,065.02	88
PANEPINTO MARK D	\$23,203.19	16
PARKERSBURG NEUROLOGICAL ASSOCIATES INC	\$635.00	1
PARKULO JOHN F	\$6,067.49	11
PARMER LAW OFFICE	\$38,620.57	69
PARTAIN GEORGE L	\$53,381.26	121
PATTERSON CLAYTON W	\$3,819.79	14
PATTERSON THOMAS K	\$1,714.50	8
PATTON ANDREW C	\$45,657.49	68
PAUGH SUSAN K	\$1,202.49	1
PAYNE MICHAEL D	\$20,370.69	32
PAYNE WILBERT A	\$8,490.50	20
PEARSE RONALD D ED D	\$500.00	2
PELLEGRIN MARK P	\$15,018.00	51
PENCE DAVID	\$485.50	4
PENNINGTON DEANNA L	\$1,409.00	4
PENNINGTON WILLIAM L	\$33,669.34	86
PENNSYLVANIA PHYSICAL MEDICINE INC	\$6,750.00	1
PETERS LARRY A INC	\$4,453.40	8
PEYTON HARVEY D	\$28,232.58	40
PHILIP BRUNNER ROBERTSON	\$100.00	1
PHILLIPS P TODD	\$19,808.37	33
PHILLIPS PAUL H	\$381.37	1
PIERSON STEFANI A	\$5,787.00	5
PLUM C ED	\$610.56	2
POOL DELBY B	\$6,102.29	3
POSTALWAIT KEVIN B	\$67,760.75	80

**WEST VIRGINIA PUBLIC DEFENDER SERVICES
 APPOINTED COUNSEL FEES & EXPENSES PAID
 FISCAL YEAR 2007
 ALPHABETICAL ORDER**

PAYEE	VOUCHER TOTAL \$	# OF CLAIMS
P CONTINUED		
POTOMAC HIGHLANDS MENTAL HEALTH GUILD INC	\$200.00	1
POWELL & MAJESTRO PLLC	\$27,059.50	27
POWELL CAROLINE STAFFORD	\$36,443.56	31
POWELL ERIC K	\$86,184.20	142
POWELL JAMES CORBLEY	\$29,631.00	32
POWELL JAMES M ESTATE OF	\$117,362.50	88
PRALL THOMAS J	\$44,040.44	135
PRATT LENA D	\$47,636.60	83
PRENTICE TIMOTHY H	\$36,629.24	80
PRESERVATI LAW OFFICES PLLC	\$211.05	1
PRESIDENTIAL INVESTIGATIONS & BAIL BONDING LLC	\$263.88	1
PRESTON & WEESE LC	\$19,776.05	25
PRICE DWAYNE	\$50.05	1
PRICE LOUIE T	\$35,994.98	15
PRIMARY PSYCHOLOGICAL CARE PLLC	\$7,600.00	7
PRITT JEFFRY A	\$178.45	1
PROBE INTERNATIONAL ENTERPRISES LLC	\$2,478.93	1
PROFESSIONAL COUNSELING ASSOCIATES INC	\$800.00	1
PROSERVICIO INC	\$731.00	5
PSYCH SERVICES ASSOCIATES INC	\$2,381.25	2
PSYCHOLOGICAL ASSESSMENT INTERVENTION SERVICES	\$300.00	1
PSYCHOLOGICAL CONSULTATION & ASSESSMENT INC	\$1,050.00	1
PSYCHOLOGICAL CONSULTING INC	\$1,925.00	3
PSYCHOLOGICAL HEALTH ASSOCIATES LTD	\$2,847.50	1
PULLIN FOWLER & FLANAGAN PLLC	\$51,012.04	64
PYLES HAVILAND TURNER & MICK LLP	\$41,924.72	38
R		
RADCLIFF PATRICK N	\$29,831.32	31
RADMAN SCOTT S	\$81,005.17	108
RASPA RICHARD D	\$296.80	1
RATLIFF DEBRA LYNN	\$15,271.71	17
RATLIFF DOUGLAS M	\$3,478.64	2
RAY WINTON & KELLEY PLLC	\$9,176.61	13
REBROOK EDWARD E III	\$2,918.00	1
REDMAN PAYNE & MULDOON PLLC	\$8,477.73	16
REDMOND LARRY WAYNE	\$594.04	2
REECE RONALD L	\$8,729.86	10
REED KIMBLE PLLC	\$14,073.00	19
REEDER & DUNHAM PLLC	\$33,993.61	67
RENFORTH JENNIFER L	\$780.00	1

**WEST VIRGINIA PUBLIC DEFENDER SERVICES
 APPOINTED COUNSEL FEES & EXPENSES PAID
 FISCAL YEAR 2007
 ALPHABETICAL ORDER**

PAYEE	VOUCHER TOTAL \$	# OF CLAIMS
R CONTINUED		
REYNOLDS & BROWN PLLC	\$45,901.45	25
RICE WILLIAM T	\$138,849.98	89
RICHARDSON DON R ASSOCIATES INC	\$22,500.00	3
RICHARDSON RICHARDSON & CAMPBELL	\$6,795.67	17
RIGSBY MICHAEL E	\$3,428.37	9
ROHRIG RANDAL W	\$42,058.80	61
ROBINSON & MCELWEE	\$1,331.45	4
RODGERS JEFFREY S	\$39,535.46	76
RODRIGUEZ KENNETH M	\$10,539.78	12
RODRIGUEZ VANESSA LYNN	\$16,390.40	9
ROKISKY JEFFREY J	\$28,559.65	62
ROLL W DAN	\$73,418.87	81
ROLLO EDMUND J	\$3,568.50	8
ROLLO LANCE E	\$17,894.41	55
ROMAIN JULIE GOWER	\$265.50	4
ROOP & SMITH LAW OFFICE PLLC	\$4,746.50	9
ROOP LAW OFFICES LC	\$3,685.00	4
ROSE JOAN A	\$2,945.51	6
ROSENBERG LAWRENCE	\$4,117.56	1
ROSENLIEB DUANE C JR	\$26,617.02	47
ROSEY FUTURES SOCIAL WORK SERVICES INC	\$1,099.55	1
ROSINSKY LAW OFFICE LC	\$23,769.22	6
ROTH LEGAL SERVICES LC	\$28,638.13	44
RUMORA RONALD J	\$2,342.50	4
RUNDLE & RUNDLE LC	\$26,478.00	84
RUNDLE JULIET WALKER	\$7,889.01	18
RUSEN & AUVIL PLLC	\$2,005.31	1
RYAN ANITA A LLC	\$300.00	1
RYAN KOURTNEY A	\$55,227.00	23
RYAN WILLIAM D	\$6,236.75	13
RYMER & FURBEE	\$21,436.00	17
RYMER GARY L	\$3,217.35	3
S		
SAFFER MARTIN V	\$32,582.00	24
SAL NATALIE J	\$14,582.20	9
SALKOVICK RACHEL J	\$650.00	1
SAMMONS OLIVERO & PARASCHOS PLLC	\$21,266.81	13
SANDERS AUSTIN FLANIGAN & ABOULHOSN	\$36,783.83	56
SANTER & SANTER	\$34,220.09	91
SAVILLE ROYCE B	\$24,875.69	75

**WEST VIRGINIA PUBLIC DEFENDER SERVICES
 APPOINTED COUNSEL FEES & EXPENSES PAID
 FISCAL YEAR 2007
 ALPHABETICAL ORDER**

PAYEE	VOUCHER TOTAL \$	# OF CLAIMS
S CONTINUED		
SCHEETZ CHRISTOPHER A	\$54,992.49	64
SCOTT CINDY S	\$5,219.20	6
SEE & SEE	\$8,891.62	15
SELDEN LAW OFFICES LC	\$12,424.80	9
SELLARO JOSEPH M	\$10,324.50	18
SHAFFER & SHAFFER	\$22,804.25	17
SHARLEY MICHAEL J	\$12,503.73	16
SHAW & TATTERSON LC	\$80,214.78	182
SHAY DANA R	\$50,133.54	42
SHENANDOAH VALLEY MEDICAL SYS INC	\$700.00	1
SHERMAN LAWRENCE E JR LC	\$56,654.18	90
SHOUGH SCOTT A	\$81,134.15	82
SHUCK LE ANN A	\$5,829.17	10
SIMMERMAN LAW OFFICE PLLC	\$3,496.71	3
SIMMONS & SIMMONS LC	\$1,189.50	2
SIMMONS EUGENE M	\$11,764.50	14
SIMMONS HUNTER D	\$36,426.20	100
SIMMS ALLAN H	\$4,357.54	13
SIMPKINS JEFFREY S	\$18,831.00	25
SIMS DAVID A LAW OFFICES PLLC	\$17,975.87	19
SINKKANEN DREAMA D	\$256.16	1
SIRK TIMOTHY M	\$19,432.00	60
SISCO EUGENE JR	\$610.00	5
SKAGGS G ERNEST	\$112,278.14	162
SKEEN KENNAD L	\$1,416.50	3
SKEEN KENNAD LEE II	\$23,409.88	19
SKLAVOUNAKIS GERASIMOS	\$9,534.50	23
SLOMINSKI CHARLES K	\$414.55	2
SMART DOCUMENT SOLUTIONS LLC	\$290.15	1
SMITH & SCANTLEBURY LC	\$88,802.39	123
SMITH CLINTON W	\$8,315.50	33
SMITH COURTLANDT	\$5,996.40	16
SMITH GREG K	\$970.29	2
SMITH JAMES E II	\$842.50	1
SMITH LILLY & BALL PLLC	\$1,040.00	6
SMITH MARGARET D	\$16,125.91	18
SMITH MCMUNN & GLOVER PLLC	\$10,776.20	16
SMITH MICHAEL CLAY	\$45,369.97	58
SNYDER & HASSIG	\$35,173.68	25
SOMMER LIBERATI MUSSER & BAGAY CO	\$35,546.90	14
SPARACINO ANTHONY J JR	\$2,495.50	1

**WEST VIRGINIA PUBLIC DEFENDER SERVICES
 APPOINTED COUNSEL FEES & EXPENSES PAID
 FISCAL YEAR 2007
 ALPHABETICAL ORDER**

PAYEE	VOUCHER TOTAL \$	# OF CLAIMS
S CONTINUED		
SPAULDING BERNARD L	\$972.50	3
SPIEGLE RICHARD F PSY D PC	\$1,562.50	1
SPILMAN THOMAS & BATTLE PLLC	\$5,700.01	3
SPITZ DANIEL J MD	\$4,425.00	1
SPONAUGLE & SPONAUGLE	\$9,092.50	11
SPONAUGLE KEVIN C	\$57,213.31	41
SPURLOCK & BRAGG PLLC	\$21,285.43	51
SPURLOCK JAMES E	\$6,276.30	1
STACY DON M	\$3,395.50	5
STAPLETON LAW OFFICES LC	\$20,533.32	7
STARCHER KENNY R II	\$4,136.94	7
STAREK NOELLE A PLLC	\$5,179.41	2
STEPHENS GLORIA M	\$59,530.10	25
STEPTOE & JOHNSON	\$7,630.72	2
STEWART JOYCE E	\$12,766.50	18
STEWART ROBERT D	\$7,425.47	18
STOLLINGS HARLEY E	\$3,572.01	6
STOLLINGS KAREN S	\$683.55	1
STONE ROBERT C JR	\$3,131.62	2
STOVER WILLIAM D	\$522.50	4
STREET SANDRA	\$2,219.00	2
STURM & STURM	\$24,364.69	70
SUMMERS WILLIAM B	\$88,085.65	197
SUPPLE JOE M	\$2,787.73	12
SUSSMAN EDWARD B MD INC	\$7,100.00	1
SUTTON & JANELLE PLLC	\$36,298.36	39
T		
TASA GROUP INC	\$10,361.67	1
TATE REBECCA L	\$38,590.10	39
TAYLOR PAUL G	\$5,241.49	8
TAYLOR SHAWN PLLC	\$10,141.00	11
THE MACKENZIE GROUP LTD	\$250.00	1
THOMAS SHANNON R	\$6,621.46	10
THOMAS WILLIAM SCOTT MD	\$400.00	1
THOMPSON & WEATHERHOLT PLLC	\$39,513.43	88
THORN & THORN LC	\$16,646.36	26
THORNE STEVEN M	\$40,847.50	54
TISSUE PHILIP J	\$16,048.65	20
TORRES GEORGE M	\$47,054.33	105
TORSNEY JACK R JR	\$5,070.00	5

**WEST VIRGINIA PUBLIC DEFENDER SERVICES
 APPOINTED COUNSEL FEES & EXPENSES PAID
 FISCAL YEAR 2007
 ALPHABETICAL ORDER**

PAYEE	VOUCHER TOTAL \$	# OF CLAIMS
T CONTINUED		
TOWNSEND STEPHEN MS	\$625.00	1
TRAINOR GREGORY E	\$2,132.50	2
TREADWAY JOHN H JR	\$30,600.80	32
TRIPLETT & TRIPLETT LC	\$3,192.00	7
TRI-S INVESTIGATIONS INC	\$176,028.15	426
TROISI JOSEPH G	\$83,553.21	120
TRUMP & TRUMP LC	\$73,442.25	35
TUCKER GREGORY A	\$6,690.50	16
TWYMAN TODD A ESTATE OF	\$14,937.86	13
TYREE EMBREE & ASSOCIATES PLLC	\$23,876.50	49
TYSON DAVID R	\$83,457.38	122
U		
UNDERWOOD LAW OFFICES INC	\$1,042.93	1
V		
VAN BIBBER G WAYNE	\$29,750.11	10
VAN ZANT SUSAN J LC	\$10,489.45	8
VANNOSTRAND & MORTON	\$79,896.56	90
VAUGHAN BRADFORD A	\$47,420.93	82
VAUGHAN F MALCOLM PLLC	\$339.00	1
VAUGHAN ZACHARY J	\$4,800.00	1
VERIFY INC	\$1,135.80	1
VICKERS JEREMY T	\$7,168.74	30
VICTOR VICTOR & HELGOE LLP	\$167,616.06	185
VIEWEG GEORGE B III	\$9,284.95	21
VITAL RICHARD L	\$5,722.50	11
W		
WALKER JAMES A	\$34,116.89	56
WALKER LELA	\$8,413.64	39
WALL RANDALL D	\$53,340.50	150
WALLACE LAW OFFICES LC INC	\$2,875.56	9
WALLACE MICHAEL K	\$21,888.00	37
WALTERS KRAUSKOPF & BAKER	\$11,759.34	16
WARMAN CHERYL L	\$36,163.31	51
WATERS WARNER & HARRIS	\$6,116.03	8
WEBB DAVID HAMILTON	\$66,775.75	91
WEBB EUGENE E III	\$2,473.00	4
WEBER & WEBER	\$7,937.16	16
WEDGEWOOD FAMILY PRACTICE & PSYCHIATRY	\$2,000.00	1

**WEST VIRGINIA PUBLIC DEFENDER SERVICES
 APPOINTED COUNSEL FEES & EXPENSES PAID
 FISCAL YEAR 2007
 ALPHABETICAL ORDER**

PAYEE	VOUCHER TOTAL \$	# OF CLAIMS
W CONTINUED		
WEESE HEATHER M LAW OFFICE OF PLLC	\$8,664.19	24
WEESE ROGER R	\$17,767.50	30
WEESE TRACY	\$14,442.69	14
WEHNER LAW OFFICES	\$141.00	1
WEST & JONES	\$8,465.30	14
WEST VIRGINIA UNIVERSITY MEDICAL CORPORATION	\$40,352.50	25
WHITE ANGELA M	\$1,651.89	4
WHITE BRUCE M LAW OFFICE LC	\$4,005.30	19
WHITE KEITH	\$108,435.10	233
WHITE MAX H PLLC	\$41,472.99	118
WHITE ROBERT S	\$4,875.00	4
WHITE THOMAS E	\$3,239.00	4
WHITEMAN BURDETTE PLLC	\$125,862.78	143
WHITEMAN FRANCES C	\$59,034.86	65
WIEDEL DIANA CARTER	\$56,233.50	29
WILCHER GEOFFREY S	\$27,536.09	25
WILDMAN ERIC KEITH	\$21,252.14	35
WILLIAMS JOHN E JR	\$79,781.76	60
WILLIAMSON MAGANN & GURGANUS PLLC	\$62,484.76	156
WILLIS & CHATTIN	\$18,101.70	28
WILLS MARK E	\$8,223.75	4
WILMOTH DAVID H LC	\$40,171.31	80
WILSON & LANTZ PLLC	\$17,485.42	2
WILSON CHRISTOPHER M LAW OFFICE PLLC	\$27,538.91	33
WILSON SEAN	\$8,006.50	15
WINDOM RODNEY C	\$140,934.38	175
WINTER KURT J	\$10,710.25	28
WITT RICHARD C	\$4,637.57	10
WOLFE DORWIN J LC INC	\$5,097.70	2
WOLFE GARY J	\$5,455.69	6
WOLFE HAROLD B	\$1,273.75	4
WOOD JENNA PERKINS	\$8,608.18	1
WOODS FRED B	\$23,356.65	20
WOOTON LAW FIRM	\$6,435.50	14
WRIGHT DAYA MASADA	\$745.00	5
WRIGHT LACY W JR	\$29,550.10	45

**WEST VIRGINIA PUBLIC DEFENDER SERVICES
APPOINTED COUNSEL FEES & EXPENSES PAID
FISCAL YEAR 2007
ALPHABETICAL ORDER**

PAYEE	VOUCHER TOTAL \$	# OF CLAIMS
Y		
YACKEL RAYMOND H	\$331.00	1
YOST TINA MARIE	\$1,800.00	2
YOUNG MISSY L CCR	\$161.70	1
YOUNGER C CHRISTOPHER	\$2,700.00	1
Z		
ZIEGLER & ZIEGLER LC	\$668.00	7
ZIEGLER LARRY F	\$2,400.00	2
ZIMAROWSKI JAMES B ESQ	\$21,908.46	34
GRAND TOTAL	\$16,190,449.06	23,560