

WEST VIRGINIA PUBLIC DEFENDER SERVICES

ANNUAL REPORT
FISCAL YEAR 2008-2009



JOHN A. ROGERS
EXECUTIVE DIRECTOR

TABLE OF CONTENTS

Introduction	1
Indigent Defense Commission	2
Appointed Counsel System	4
The Public Defender Corporation System	5
The Criminal Law Research Center	8
The Appellate Advocacy Division	8
Accounting and Voucher Processing Division	9
Administration/Public Defender Operations Division	9
Employee Listing	10
Financial Data	11
Statistical Summary Reports:	
Appointed Counsel	16
Public Defender Corporations	18
Appendix A: Appointed Counsel Statistical Reports	19
Summary Report	20
Average Cost by Case Type	25
Appointed Counsel Hours Paid	31
Appointed Counsel Fees Paid	37
Appointed Counsel Expenses Paid	44
Appointed Counsel Expenses Paid by Category	51
Direct Expense Claims Paid	58
Appointed Counsel Hours In Court/Out of Court Paid	64
Appointed Counsel Claims Paid	70
Average Costs by Primary Charge	76
Appendix B: Public Defender Corporations Statistical Reports	80
Boards of Directors Chairpersons	81
Cash Disbursements for Corporations	83
Public Defender Hours Worked	84
Public Defender Hours Worked by Case Type	91

TABLE OF CONTENTS continued

Public Defender Hours Worked In Court/Out of Court/Administrative.	99
Public Defender Cases Represented, Opened, and Closed.	107
Appendix C: Appointed Counsel/Public Defender Comparisons	117
Appendix D: Appointed Counsel Index Payee Totals for FY2009	178

WV PUBLIC DEFENDER SERVICES

ANNUAL REPORT FISCAL YEAR 2008-2009

Pursuant to the requirements of West Virginia Code §5-1-20, Public Defender Services, an Agency of the Executive Branch, submits this report for fiscal year 2008-2009 to his Excellency, Governor Joe Manchin and to the West Virginia Legislature. This report describes the agency's activities during fiscal year 2008-2009.

Introduction

Although local practices vary widely, for billing and statistical purposes, PDS defines a "case" as any matter, regardless of how it initially arose, which is resolved in one proceeding or a closely related series of proceedings. Because separate case numbers may be assigned when charges are first brought, one "case" for our purposes may be assigned several case numbers in magistrate or circuit court. Appointed (private) counsel data is shown as claims submitted. Absent supplemental and direct expense vouchers (providers of services other than attorneys appointed) this number corresponds closely to numbers of cases.

In the interest of accurate reporting, both private counsel and Public Defender data are shown in a variety of ways. Although the two systems cannot be compared precisely it is absolutely clear by any measure that Public Defender operations have been more cost effective and efficient since 1990.

AGENCY MISSION

Public Defender Services was established July 1, 1981, by West Virginia Code §29-21-1, et seq., and is responsible for administering the provision of legal representation to indigent persons as required by the Sixth Amendment to the United States Constitution and by Article III, Section 14 of the West Virginia Constitution. The Executive Director, appointed by the Governor, by and with the advice and consent of the West Virginia Senate, is responsible for the administration of the appointed counsel system; the Public Defender Corporation system; the Public Defender Services appellate division; and the Criminal Law Research Center within Public Defender Services. The Executive Director also serves as the chair of the newly created Indigent Defense Commission.

CUSTOMER SERVICE

WVPDS' responsibility is to see that clients are properly represented. In that sense, the paramount goal is to serve each client. Secondly, however, PDS tries to ensure that lawyers

and service providers in the private sector are paid reasonably and timely, as well as funding full-time Public Defender offices adequately to maintain their effectiveness and efficiency.

For private providers, PDS corrects billings so as to avoid returns by the State Auditor's office. Within the constraints of a limited staff, the goal is to process vouchers within five business days. When fully funded, the agency meets that goal.

In Fiscal Year 2009, PDS paid \$20.5 million dollars on 25,051 claims. However, underfunding the previous fiscal year (FY 2008) left PDS almost 6 months of unpaid court appointed attorney invoices that were carried over to fiscal year (2009) for payment using 2009 appropriations. In addition, the six-month window for submission of older vouchers resulted in an enormous number of vouchers submitted from July 1, 2008 to December 31, 2008.

GOALS/OBJECTIVES/TRAINING

The agency's paramount goal is to see that indigent persons are properly represented. In that sense, every objective and every performance measure is designed to further that overriding goal.

The primary objectives to further the paramount goal all relate to funding. Except for the appellate section (one attorney; See Appellate Advocacy section below), PDS does not represent clients but rather funds (See Voucher Process and Public Defender sections, below) and assists representation (see Criminal Law Research Center section below). The creation of the Indigent Defense Commission (see below) provides assistance to the Executive Director in meeting the agency's goals and objectives for indigent defense.

WVPDS makes every effort to see that private attorneys are paid in a timely and reasonable manner within the limits of available funding allotments and through funding contracts maintains effective and efficient full-time Public Defender Offices.

INDIGENT DEFENSE COMMISSION

The Indigent Defense Commission was established July 1, 2008 pursuant to H.B. 4022, enacted during the 2008 legislative session (See W.Va. Code §29-21-3b). The Commission members are appointed by the Governor and are charged with a number of advisory and oversight duties. A list of current serving members can be found below.

Pursuant to the statute, on January 15, 2009, the Commission submitted its first report to the Legislature on the "feasibility and need for the creation of additional public defender offices; the activation of public defender corporations; the formation of multi-circuit or regional public defender corporations; or the dissolution of public defender corporations....".

▶ WV PUBLIC DEFENDER SERVICES

That report submitted on January 15, 2009, made the following 5 recommendations:

1. *Activation of Public Defender corporations in the 4th, 16th, 17th, and 26th Judicial Circuits (effective July 1, 2009 or sooner);*
 2. *Increase the hourly rate of compensation to private appointed counsel (effective July 1, 2009 or sooner);*
 3. *The WV Supreme Court and State Bar advise the Legislature annually as to needed changes and improvements to the indigent defense system, including recommending hourly rates for private counsel;*
 4. *PDS should devise a system to alert judges to private counsel billings which appear to be consistently higher than average and local panels of attorneys should be defined;*
 5. *Indigent defense lawyers be required to complete a minimum number of relevant CLE hours.*
-

WV Public Defender Services Indigent Defense Commission Members and Terms as of January 15, 2009

The Honorable Andrew A. McQueen, Esq. Retired Circuit Judge	Term ending 06/30/2009
William B. Richardson, Esq. Attorney, 1 st Congressional District	Term ending 06/30/2009
Joseph M. Ward, Esq. Attorney, 2 nd Congressional District	Term ending 06/30/2010
Robert E. Richardson, Esq. Attorney, 3 rd Congressional District	Term ending 06/30/2010
Adrienne Worthy Non-Lawyer	Term ending 06/30/2011
James Strawn Mental Illness Advocate	Term ending 06/30/2011
Cathryn S. Nogay, Esq. Abuse and Neglect Attorney	Term ending 06/30/2012
Deborah A. Lawson, Esq. Chief Defender	Term ending 06/30/2012
John A. Rogers, Esq. Executive Director of WV PDS	Non-expiring Term

Chart 1: Indigent Defense Commission

APPOINTED COUNSEL SYSTEM

The appointed counsel system is comprised of private attorneys and operates in all 55 counties of West Virginia. Approximately 800 private counsel and service providers are reimbursed annually by Public Defender Services for fees and expenses incurred in the representation of indigents in criminal matters.

In December, 1987, Millard Jewell, a Mingo County attorney whose case load was composed of 30 percent appointed cases, filed suit in the West Virginia Supreme Court. The Court appointed a Special Master and evidentiary hearings were held at three locations in the state. In July, 1989, the Court found certain aspects of the indigent defense system unconstitutional. The Court required the Legislature to increase appointed counsel rates from \$20/\$25 per hour to \$45/\$65 per hour, and to raise the fee cap to \$3,000. During the 1990 Regular Session of the Legislature, these

▶ WV PUBLIC DEFENDER SERVICES

mandates were enacted into WV Code §29-21-13a and became effective July 1, 1990. This action more than doubled the costs of the appointed counsel system.

Using appropriated, re-appropriated and supplemental funds for fiscal year 2008-2009, Public Defender Services processed \$20,513,711 in payments for 25,051 claims by appointed counsel and other providers. Because all funds were exhausted the previous fiscal year, these figures represent approximately 6 months worth of claims received prior to fiscal year 2009 and 1.5 months of claims received within the fiscal year for all non-abuse & neglect claims received.

Additionally, due to a recent change in the statute regarding order of payment for appointed counsel claims, all abuse and neglect cases received from July 1, 2008, to June 8, 2009 were processed using Fiscal Year 2009 appropriations.

Although the Agency received an extraordinary supplemental appropriation from the Legislature, (\$21 million dollars), those funds were not appropriated until June, 2009, allowing PDS to spend only \$4 million of that supplement. Approximately 10.5 months of unpaid claims carried over to fiscal year 2010. The average hourly appointed counsel cost was \$53.34 and the average appointed counsel cost per claim was \$867.86¹. Appointed Counsel statistical information is found in **Appendix A**.

PUBLIC DEFENDER CORPORATION SYSTEM

The Public Defender Corporation system is an efficient, cost-effective alternative to the appointed counsel system. As specialists in criminal law, Defenders do not need to research issues as often as private counsel who only occasionally do criminal work. In addition, Public Defenders do not charge an hourly rate so they are not paid extra for travel time or for time awaiting hearings. Each office operates as a non-profit Corporation with its own board of directors. Each Corporation receives all its funding from Public Defender Services.

Prior to fiscal year 1990-1991, Public Defender Corporation offices operated in the 2nd, 10th, 23rd/31st (combined), and 28th Judicial Circuits. During fiscal year 1989-1990, the 1st, 8th, 12th, 13th, and 30th Circuits opened Public Defender offices. In fiscal year 1990-1991, the 7th and 9th Circuit offices opened. In fiscal year 1994-1995, the 6th and 24th Circuit offices opened. In fiscal year 1995-1996, the 5th Circuit offices opened. In fiscal year 1999-2000, the 11th and 25th Circuit offices opened, and, in FY 2000-2001, the 18th Circuit office opened.

¹ The reported Cost per Claim was changed in FY2009 to more accurately reflect the number of claims paid less supplemental and direct expense claims that are considered part of one claim but billed separately.

The 1st Circuit offices are located in Wheeling and Weirton; the 2nd Circuit, in Moundsville; the 5th Circuit, in Ripley and Spencer; the 6th Circuit, in Huntington; the 7th Circuit, in Logan; the 8th Circuit, in Welch; the 9th Circuit, in Princeton; the 10th Circuit, in Beckley; the 11th Circuit, in Lewisburg and Marlinton; the 12th Circuit, in Fayetteville; the 13th Circuit, in Charleston; the 15th Circuit, in Clarksburg; the 18th Circuit, in Kingwood; the 23rd Circuit, in Martinsburg and Charles Town; the 24th Circuit, in Wayne; the 25th Circuit, in Madison and Hamlin; the 28th Circuit, in Summersville; the 30th Circuit, in Williamson. During FY 2009 the system employed 127 attorneys and 79 staff employees. **Figure 1** shows the circuits and counties that currently have Public Defender Corporations.

During fiscal year 2008-2009, the Corporations provided representation in 46,982 judicial proceedings; pursuant to contracts, Public Defender Services issued disbursements totaling \$16,926,070 to and on behalf of Public Defender Corporations. The average hourly cost was \$68.32 and the average cost per case closed was \$478.76². Full Public Defender statistical, grant, and board composition information can be found in **Appendix B**.

² The reported Cost per Case was changed in FY2009 to reflect cases closed rather than cases represented to more closely resemble appointed counsel claims paid since those are usually paid at case end.

The Criminal Law Research Center (2 FTE's)

By statute the Research Center is charged with producing legal materials useful to West Virginia criminal law practitioners. Publications include:

CLRC AVAILABLE PUBLICATIONS

The Criminal Law Digest (11th Edition)

Summarizes WV Supreme Court Opinions

Jury Instructions Manual (6th Edition)

Criminal Defense Motion Manual (2nd Edition)

Litigation Manual for Trial Lawyers (2009)

Quarterly Newsletter

Including U.S. and WV cases and commentary along with other related matters

E-mail alerts of recent cases

These publications save time for practitioners as well as money for the State by eliminating unnecessary research billing by private attorneys; they are available for minimal cost in disc and printed versions and are free on the WVPDS website www.wvpds.org.

In Fiscal Year 2009, the Criminal Law Research Center sponsored twelve CLE programs including seminars at Charleston, Parkersburg, Wheeling, and Martinsburg; and the June, 2009 Annual Conference at Snowshoe Resort in Pocahontas County. All of these sessions were open to full-time public defenders and court-appointed attorneys and provided continuing legal education to approximately 430 attorneys. These seminars were provided at no cost or low cost to attendees.

The CLRC also sponsored a New Attorney Training in February, 2009, in Charleston, designed to assist new attorneys in full-time public defender positions; and four in-house CLE programs for full-time public defender and appellate attorneys were provided in Huntington, Logan, Beckley, and Martinsburg.

The CLRC maintains a video and DVD library of CLE programs available to practitioners at minimal cost.

The Appellate Advocacy Division (3 FTE's)

Public Defender Services is required by statute to have an appellate division. Because of limited funding, only one full-time attorney position was authorized with a paralegal and secretary to

► WV PUBLIC DEFENDER SERVICES

assist. The division accepts appeals in both private appointed counsel and full-time Public Defender cases. Most appeals are accepted because of conflicts with local counsel or unique circumstances which require appointment of counsel outside the local Circuit or county.

In FY 2009, the Division filed 9 direct appeals and 1 habeas corpus petition before the WV Supreme Court. The Division also petitioned for a writ of certiorari to the United States Supreme Court in one case and filed 1 amended habeas corpus petition and 1 coram nobis petition in Circuit Court. Counting all proceedings, the Division served 13 clients in FY 2009.

The Accounting and Voucher Processing Division (7 FTE's)

This division prepares all financial reports for the agency, including budget documents, payroll and benefits, central office expenditures, Public Defender expenditures and private appointed counsel expenditures. The division is also responsible for preparing budget requests and monitoring expenditure schedules, as well as reporting for the Comprehensive Annual Financial Report.

Most importantly, the division processes approximately 25,000 claims per year from private counsel and other service providers, checking for legal compliance as well as for routine errors. The agency reduces claimed amounts of payment when appropriate, resulting in a savings of \$1,143,976.97 in FY 2009. Extensive statistical reporting is maintained, and 1099 reports are produced for payees at the end of the calendar year.

The Administration/Public Defender Operations Division (3 FTE's)

This division maintains all routine offices processes, including payment of central office bills, purchasing equipment and supplies, maintaining payroll, personnel and leave records, records management, fixed asset inventories; and responds to various administrative report requirements of the Secretary of Administration and the Legislature.

Most importantly, the division budgets, coordinates and oversees operations of eighteen Public Defender Corporations throughout the state. Extensive data collection for both financial information and case information is maintained. Reporting is done on both a monthly and annual basis, with ongoing analysis of needs. Suggested policies are developed as needed, including office procedures, accounting policies and data entry protocols for case management.

This division is also responsible for answering inquires from legislative and executive branch officials, judges, prosecuting attorneys, various news media and the general public, as well as Public Defenders and private appointed counsel.

This division relocated the entire office during FY 2009. Due to renovations needed at the Capitol Complex Building 3 location, WVPDS was asked to relocate to One Players Club Drive. The entire process was kept to a minimal disruption with the Agency functions being down for less than 16 working hours. Also, through careful budgeting and cost saving efforts by this division, WVPDS was able to return \$32,071.02 to the general fund in FY 2009.

WVPDS EMPLOYEE LISTING

John A. Rogers, Esq.
Executive Director

CLRC :

Russ Cook , Esq. Director
Erin Fink, Administrative Assistant

APPELLATE:

Jack L. Hickok, Esq. Director
Tom Booth, Paralegal
Pam Clark, Secretary

ACCOUNTING/VOUCHER PROCESSING:

Kitty Wilson, Director
Sheila Coughlin, Administrative Assistant
Teresa Siders, Supervisor
Rosa McFarland, Claims Processor
Heather Atkins, Claims Processor
Mary McFarland, Claims Processor
Jackie Linthicome, Claims Processor

ADMINISTRATION/PUBLIC DEFENDER:

Kellie Carper, Director
Ralph McKinney, Accountant
Betsy Chapman, Secretary

▶ WV PUBLIC DEFENDER SERVICES

*PUBLIC DEFENDER SERVICES
FINANCIAL DATA*

**SUMMARY OF APPROPRIATIONS, EXPENDITURES, AND FUND BALANCES BY ACTIVITY FOR THE FUNDS 0226-2009-0221 AND 2422-2009-0221
 FOR THE PERIOD JULY 1, 2008 TO JUNE 30, 2009**

	001	004	010	099	127	435	788	913	TOTAL
TOTAL APPROPRIATIONS									
2009 APPROPRIATIONS	\$634,977.00	\$10,109.00	\$217,738.00	\$346,240.00	\$30,493,799.00	\$0.00	\$21,000,000.00	\$18,340.00	\$52,721,203.00
REAPPROPRIATIONS	\$0.00	\$0.00	\$0.00	\$0.00	\$1,830,296.90	\$642,870.53	\$0.00	\$0.00	\$2,473,167.43
TOTAL APPROPRIATIONS	\$634,977.00	\$10,109.00	\$217,738.00	\$346,240.00	\$32,324,095.90	\$642,870.53	\$21,000,000.00	\$18,340.00	\$55,194,370.43
TOTAL EXPENDITURES									
PERSONAL SERVICES									
Personal Services	\$602,636.25	\$0.00	\$0.00	\$0.00	\$0.00	\$0.00	\$0.00	\$0.00	\$602,636.25
Annual Increment	\$151.00	\$10,109.00	\$0.00	\$0.00	\$0.00	\$0.00	\$0.00	\$0.00	\$10,260.00
Total Personal Services	\$602,787.25	\$10,109.00	\$0.00	\$0.00	\$0.00	\$0.00	\$0.00	\$0.00	\$612,896.25
EMPLOYEE BENEFITS									
PERS/PEIA Adm Fees	\$0.00	\$0.00	\$3,950.00	\$0.00	\$0.00	\$0.00	\$0.00	\$0.00	\$3,950.00
FICA	\$0.00	\$0.00	\$45,324.73	\$0.00	\$0.00	\$0.00	\$0.00	\$0.00	\$45,324.73
Public Emp Insurance	\$0.00	\$0.00	\$88,789.90	\$0.00	\$0.00	\$0.00	\$0.00	\$0.00	\$88,789.90
Workers Comp	\$0.00	\$0.00	\$2,245.13	\$0.00	\$0.00	\$0.00	\$0.00	\$0.00	\$2,245.13
Unemployment Comp	\$0.00	\$0.00	\$0.00	\$0.00	\$0.00	\$0.00	\$0.00	\$0.00	\$0.00
Pension & Retirement	\$0.00	\$0.00	\$64,355.39	\$0.00	\$0.00	\$0.00	\$0.00	\$0.00	\$64,355.39
PEIA Transfer	\$6,168.00	\$0.00	\$0.00	\$0.00	\$0.00	\$0.00	\$0.00	\$0.00	\$6,168.00
Total Benefits	\$6,168.00	\$0.00	\$204,665.15	\$0.00	\$0.00	\$0.00	\$0.00	\$0.00	\$210,833.15
CURRENT EXPENSES									
020 Office Expense	\$0.00	\$0.00	\$0.00	\$15,652.88	\$0.00	\$0.00	\$0.00	\$0.00	\$15,652.88
021 Printing & Binding	\$0.00	\$0.00	\$0.00	\$3,076.80	\$0.00	\$0.00	\$0.00	\$0.00	\$3,076.80
022 Rental Expense	\$0.00	\$0.00	\$0.00	\$51,327.00	\$0.00	\$0.00	\$0.00	\$0.00	\$51,327.00
023 Utilities	\$0.00	\$0.00	\$0.00	\$102.00	\$0.00	\$0.00	\$0.00	\$0.00	\$102.00
024 Telecommunications	\$0.00	\$0.00	\$0.00	\$2,017.58	\$0.00	\$0.00	\$0.00	\$0.00	\$2,017.58
025 Contractual & Professional	\$0.00	\$0.00	\$0.00	\$35,469.46	\$17,106,838.46	\$20,243.90	\$63,202.35	\$0.00	\$17,225,754.17
026 Travel	\$0.00	\$0.00	\$0.00	\$3,909.45	\$0.00	\$0.00	\$0.00	\$0.00	\$3,909.45

	001	004	010	099	127	435	788	913	TOTAL
031 Association Dues	\$0.00	\$0.00	\$0.00	\$500.00	\$0.00	\$0.00	\$0.00	\$0.00	\$500.00
032 Fire/Auto/Bond Insurance	\$0.00	\$0.00	\$0.00	\$0.00	\$0.00	\$0.00	\$0.00	\$4,680.00	\$4,680.00
035 Advertising & Promotional	\$0.00	\$0.00	\$0.00	\$513.95	\$0.00	\$0.00	\$0.00	\$0.00	\$513.95
038 Maintenance Contracts	\$0.00	\$0.00	\$0.00	\$842.85	\$0.00	\$0.00	\$0.00	\$0.00	\$842.85
042 Hospitality	\$0.00	\$0.00	\$0.00	\$580.09	\$0.00	\$0.00	\$0.00	\$0.00	\$580.09
053 Postal & Freight	\$0.00	\$0.00	\$0.00	\$11,414.81	\$0.00	\$0.00	\$0.00	\$0.00	\$11,414.81
054 Computer Supplies & Equip	\$0.00	\$0.00	\$0.00	\$20,735.73	\$0.00	\$0.00	\$0.00	\$0.00	\$20,735.73
056 Attorney Legal Service	\$0.00	\$0.00	\$0.00	\$0.00	\$13,877,066.61	\$568,907.00	\$4,123,329.00	\$0.00	\$18,569,302.61
057 Attorney Reimburse. Expenses	\$0.00	\$0.00	\$0.00	\$0.00	\$774,587.37	\$44,063.40	\$226,185.11	\$0.00	\$1,044,835.88
058 Misc Equipment Purchases	\$0.00	\$0.00	\$0.00	\$5,105.20	\$0.00	\$0.00	\$0.00	\$0.00	\$5,105.20
Total Current Expenses	\$0.00	\$0.00	\$0.00	\$313,395.81	\$32,103,781.02	\$633,698.97	\$4,412,716.46	\$4,680.00	\$37,468,272.26
EQUIPMENT									
070 Office & Comm Equipment	\$0.00	\$0.00	\$0.00	\$0.00	\$0.00	\$0.00	\$0.00	\$0.00	\$0.00
077 Books & Periodicals	\$0.00	\$0.00	\$0.00	\$772.40	\$0.00	\$0.00	\$0.00	\$0.00	\$772.40
Total Equipment	\$0.00	\$0.00	\$0.00	\$772.40	\$0.00	\$0.00	\$0.00	\$0.00	\$772.40
OTHER DISBURSEMENTS									
096 Interest & Penalties	\$0.00	\$0.00	\$0.00	\$0.77	\$2,468.83	\$0.00	\$41,213.26	\$0.00	\$43,682.86
156 Medical Service Payments	\$0.00	\$0.00	\$0.00	\$0.00	\$194,540.34	\$9,171.56	\$53,951.36	\$0.00	\$257,663.26
Total Other Disbursements	\$0.00	\$0.00	\$0.00	\$0.77	\$197,009.17	\$9,171.56	\$95,164.62	\$0.00	\$301,346.12
TOTAL FUND EXPENDITURES	\$608,955.25	\$10,109.00	\$204,665.15	\$314,168.98	\$32,300,790.19	\$642,870.53	\$4,507,881.08	\$4,680.00	\$38,594,120.18
FUND BALANCE	\$26,021.75	\$0.00	\$13,072.85	\$32,071.02	\$23,305.71	\$0.00	\$16,492,118.92	\$13,660.00	\$16,600,250.25

West Virginia Public Defender Services
Statement of Revenues, Expenditures,
and Changes in Fund Balance
 For the Period July 1, 2008 to June 30, 2009
 2420-2009-0221

REVENUES

Sales of Publications	\$80.00
CLE Snowshoe 06/20/2008	\$500.00
CLE Beckley 05/05/2008	\$150.00
CLE Martinsburg 10/07/2008	\$600.00
CLE Charleston 11/07/2008	\$1,125.00
CLE Wheeling 12/09/2008	\$975.00
CLE Parkersburg 03/13/2009	\$2,625.00
CLE Charleston 05/19/2009	\$720.00
CLE Snowshoe 06/19/2009	\$3,400.00
DVD/VIDEO Sales	\$1,050.00
Remittance of Taxes (incorrect deposit)	-\$2.83

TOTAL REVENUES **\$11,222.17**

EXPENDITURES

020 Office Expense	\$83.91
021 Printing	\$1,159.79
022 Rent (Seminar Room Rentals)	\$1,425.00
026 Travel	\$4,296.17
027 Data Processing (Auditor's Fees)	\$109.00
030 Equipment Rental (Seminars)	\$50.00
031 MCLE Dues	\$200.00
042 Hospitality (Seminars)	\$1,958.70
051 Miscellaneous (Copyright)	\$0.00
053 Postage (S&H for printing)	\$24.86
077 Books & Periodicals	\$526.00

TOTAL EXPENDITURES **\$9,833.43**

Revenues Over (Under) Expenditures **\$1,388.74**

Fund Balance Beginning of Period **\$12,520.47**

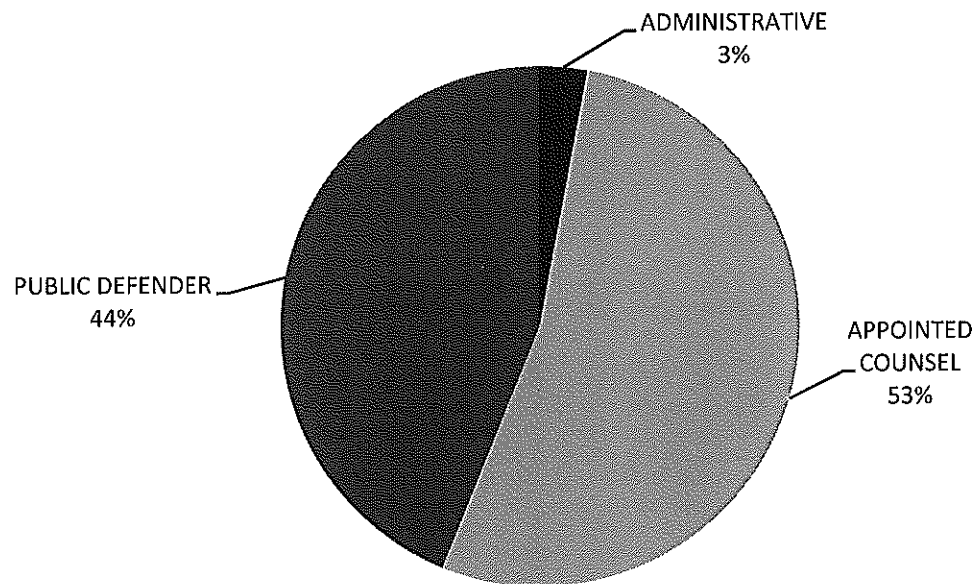
Fund Balance, June 30, 2009 **\$13,909.21**

2421-2009-0221

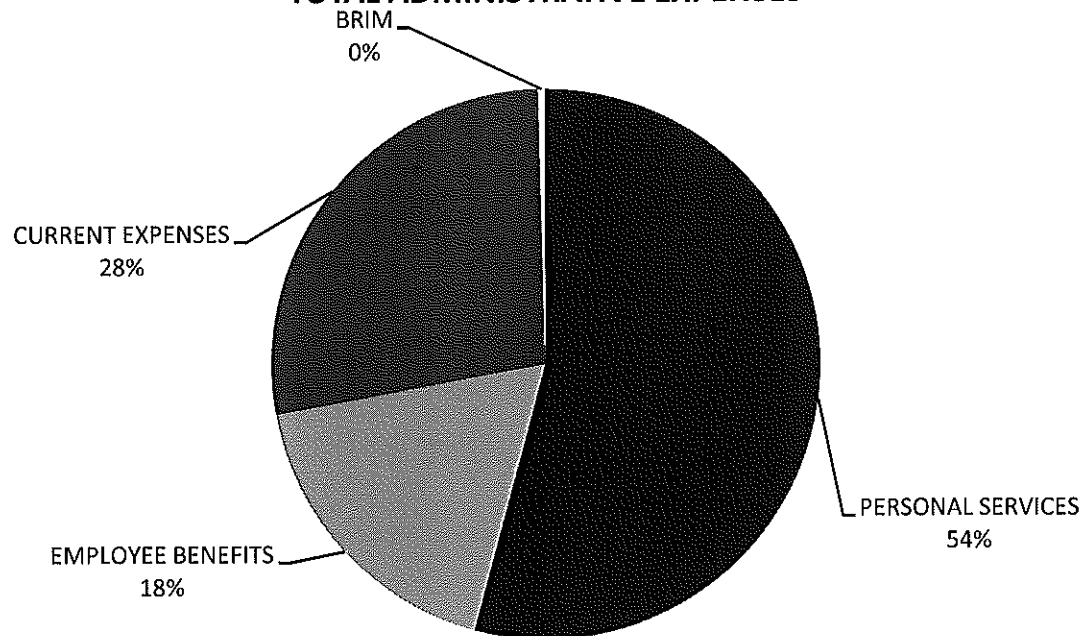
Fund Balance Beginning of Period		\$1.80
Add: Consumer Sales Tax Collections	\$1.80	
Less: Remittance of Taxes	\$3.60	
Fund Balance, June 30, 2009		\$0.00

WV PUBLIC DEFENDER SERVICES TOTAL FUND EXPENDITURES FY 2008/2009

TOTAL EXPENDITURES BY PROGRAM



TOTAL ADMINISTRATIVE EXPENSES



**WEST VIRGINIA PUBLIC DEFENDER SERVICES
STATISTICAL SUMMARY
APPOINTED COUNSEL FISCAL YEAR 2009**

Total Number of Claims Paid	25,051
Total Number of Direct Expense Claims Paid	1,069
Total Number of Hours Paid	384,564
Total Amount Paid In Claims	20,513,711.19
Total Fees Paid to Counsel	18,613,168.58
Total Expenses Paid	1,900,542.61
Average Total Cost Per Claim	818.88
Average Counsel Fee Per Claim	743.01
Average Expenses Per Claim	75.87
Percent of Total Funds Paid Attributable To Fees	90.74%
Percent of Total Funds Paid Attributable To Expenses	9.26%
Average Total Cost Per Hour	53.34
Total Hours In-Court	63,316
Total Hours Out-Of-Court	321,247
Percent of Total Hours In-Court	16.46%
Percent of Total Hours Out-Of-Court	83.54%

NOTE: Figures represent payments made for non-abuse & neglect vouchers received from January 1, 2008 to August 12, 2008. Abuse & neglect vouchers received from June 1, 2008 to June 8, 2009.

**WEST VIRGINIA PUBLIC DEFENDER SERVICES
STATISTICAL SUMMARY
APPOINTED COUNSEL FISCAL YEAR 2009
WITHOUT DIRECT EXPENSES AND SUPPLEMENTAL VOUCHERS**

Total Number of Claims Paid	23,637
Total Number of Supplemental Claims Paid	345
Total Number of Direct Expense Claims Paid	1,069
Total Number of Hours Paid	384,564
Total Amount Paid In Claims	20,513,711.19
Total Fees Paid to Counsel	18,613,168.58
Total Expenses Paid	1,900,542.61
Average Total Cost Per Claim	867.86
Average Counsel Fee Per Claim	787.46
Average Expenses Per Claim	80.41
Percent of Total Funds Paid Attributable To Fees	90.74%
Percent of Total Funds Paid Attributable To Expenses	9.26%
Average Total Cost Per Hour	53.34
Total Hours In-Court	63,316
Total Hours Out-Of-Court	321,247
Percent of Total Hours In-Court	16.46%
Percent of Total Hours Out-Of-Court	83.54%

NOTE: Figures represent payments made for non-abuse & neglect vouchers received from January 1, 2008 to August 12, 2008. Abuse & neglect vouchers received from June 1, 2008 to June 8, 2009.

WEST VIRGINIA PUBLIC DEFENDER SERVICES
STATISTICAL REPORT
PUBLIC DEFENDER CORPORATIONS FY2008/2009

Total Number of Cases Opened	33,695
Total Number of Cases Closed	35,354
Total Number of Cases Represented during FY 2009	46,982
Total Number of Charges Associated with Cases Opened	63,703
Total Number of Charges Associated with Cases Closed	68,291
Total Number of Charges Associated with Cases Represented	91,540
Total Amount Disbursed to Corporations	\$16,926,070.25
Average Total Cost Per Cases Opened	\$502.33
Average Total Cost Per Cases Closed	\$478.76
Average Total Cost Per Cases Represented	\$360.27
Total Number of Hours Worked during FY2009	247,734.70
Average Total Cost Per Hour	\$68.32
Total In Court Hours Worked	51,736.60
Total Out of Court Hours Worked	128,910.70
Total Administrative Hours Worked	67,087.40
Percent of Total In Court Hours	20.88%
Percent of Total Out of Court Hours	52.04%
Percent of Total Administrative Hours	27.08%

Total amount disbursed includes payments made on behalf of Corporations to audit providers; Office of Technology; State Auditor's Office; and West Services

Administrative Hours include Holiday, Sick and Annual leave hours paid to Corporation Attorneys

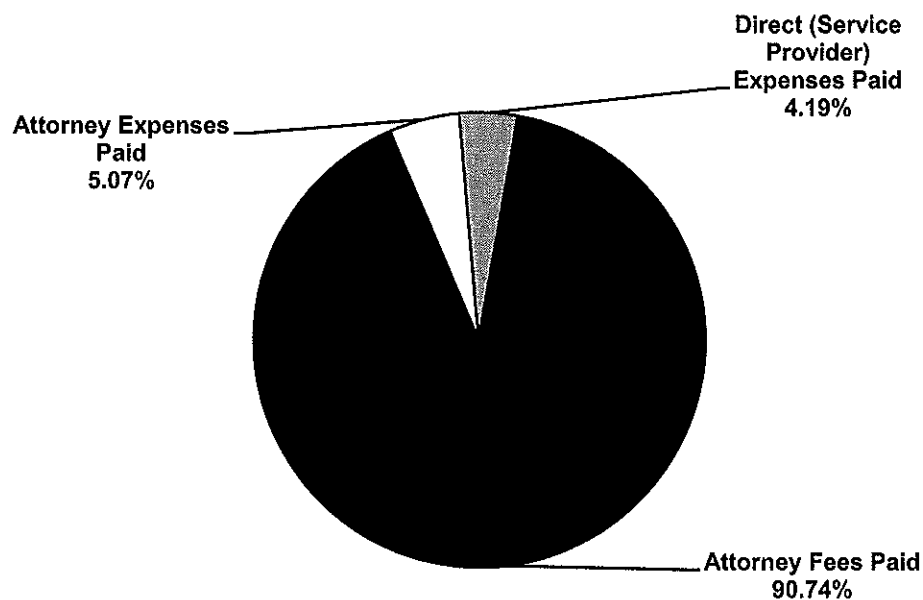
**APPENDIX A:
APPOINTED COUNSEL
STATISTICAL INFORMATION**

SUMMARY OF DOLLARS SPENT FOR FY 2009

Attorney Fees Paid	\$18,613,168.58
Attorney Expenses Paid	\$1,040,382.93
Direct (Service Provider) Expenses Paid	\$860,159.68
Total Dollars Paid	\$20,513,711.19

APPOINTED COUNSEL DOLLARS SPENT

FY 2009



**WEST VIRGINIA PUBLIC DEFENDER SERVICES
 SUMMARY REPORT FOR ATTORNEY HOURS/FEE/EXPENSES
 FISCAL YEAR 2009**

CIRCUIT	ATTORNEY TOTAL HOURS	ATTORNEY FEE AMOUNT IN \$	ATTORNEY EXPENSE AMOUNT IN \$	DIRECT EXPENSE AMOUNT IN \$	EXPENSE AMOUNT IN \$	GRAND TOTAL AMOUNT IN \$
01 CIRCUIT	25,006.9	1,188,344.51	49,387.51	28,547.38	77,934.89	1,266,279.40
02 CIRCUIT	5,275.2	256,615.58	10,581.23	1,541.54	12,122.77	268,738.35
03 CIRCUIT	10,011.1	478,363.20	44,522.55	29,065.42	73,587.97	551,951.17
04 CIRCUIT	38,231.3	1,817,888.47	101,071.73	185,284.29	286,356.02	2,104,244.49
05 CIRCUIT	18,821.6	922,704.87	45,379.01	51,978.32	97,357.33	1,020,062.20
06 CIRCUIT	16,279.4	817,258.70	30,396.21	28,072.23	58,468.44	875,727.14
07 CIRCUIT	8,829.5	430,708.19	22,847.76	4,893.82	27,741.58	458,449.77
08 CIRCUIT	5,336.6	256,410.48	5,857.71	14,484.94	20,342.65	276,753.13
09 CIRCUIT	17,481.2	847,553.34	88,870.18	16,740.15	105,610.33	953,163.67
10 CIRCUIT	14,270.9	692,247.12	39,572.94	17,682.24	57,255.18	749,502.30
11 CIRCUIT	4,413.4	209,316.75	5,119.30	2,648.00	7,767.30	217,084.05
12 CIRCUIT	3,628.6	175,243.14	8,444.26	4,171.42	12,615.68	187,858.82
13 CIRCUIT	25,988.4	1,255,542.91	57,909.11	62,791.54	120,700.65	1,376,243.56
14 CIRCUIT	20,227.4	982,580.54	110,469.80	9,089.22	119,559.02	1,102,139.56
15 CIRCUIT	9,105.1	436,111.10	18,154.82	8,823.14	26,977.96	463,089.06
16 CIRCUIT	14,141.1	662,865.74	14,628.34	18,182.68	32,811.02	695,676.76
17 CIRCUIT	12,614.9	601,230.19	18,664.16	46,164.39	64,828.55	666,058.74
18 CIRCUIT	4,722.2	220,987.07	12,429.97	12,068.17	24,498.14	245,485.21
19 CIRCUIT	11,731.6	547,119.55	17,134.08	5,875.38	23,009.46	570,129.01
20 CIRCUIT	6,754.8	329,350.11	17,958.66	5,260.49	23,219.15	352,569.26
21 CIRCUIT	7,270.0	347,818.68	8,943.24	14,613.56	23,556.80	371,375.48
22 CIRCUIT	9,675.1	477,639.57	15,584.71	33,878.38	49,463.09	527,102.66
23 CIRCUIT	29,734.9	1,472,737.34	100,999.28	100,454.71	201,453.99	1,674,191.33
24 CIRCUIT	8,392.3	432,178.14	23,384.86	1,263.32	24,648.18	456,826.32
25 CIRCUIT	10,889.9	541,463.29	18,759.24	4,431.43	23,190.67	564,653.96
26 CIRCUIT	11,955.8	570,974.35	29,017.00	6,522.41	35,539.41	606,513.76
27 CIRCUIT	13,607.4	647,918.46	33,749.41	94,753.88	128,503.29	776,421.75
28 CIRCUIT	1,235.2	61,608.35	7,215.20	0.00	7,215.20	68,823.55
29 CIRCUIT	7,438.8	362,891.04	26,015.95	35,776.58	61,792.53	424,683.57
30 CIRCUIT	6,432.6	321,048.33	19,928.34	0.00	19,928.34	340,976.67
31 CIRCUIT	5,060.4	248,449.47	37,386.37	15,100.65	52,487.02	300,936.49
STATE	384,563.7	18,613,168.58	1,040,382.93	860,159.68	1,900,542.61	20,513,711.19

**WEST VIRGINIA PUBLIC DEFENDER SERVICES
 SUMMARY REPORT FOR ATTORNEY HOURS/FEE/EXPENSES
 FISCAL YEAR 2009**

CIRCUIT COUNTY	TOTAL HOURS	FEE AMOUNT IN \$	EXPENSE AMOUNT IN \$	DIRECT EXPENSE AMOUNT IN \$	EXPENSE AMOUNT IN \$	GRAND TOTAL AMOUNT IN \$
01 CIRCUIT						
BROOKE	6,590.7	313,532.77	11,667.89	5,265.65	16,933.54	330,466.31
HANCOCK	6,942.1	334,437.13	11,624.21	16,861.20	28,485.41	362,922.54
OHIO	11,474.1	540,374.61	26,095.41	6,420.53	32,515.94	572,890.55
TOTAL	25,006.9	1,188,344.51	49,387.51	28,547.38	77,934.89	1,266,279.40
02 CIRCUIT						
MARSHALL	3,266.8	158,479.49	1,948.40	211.75	2,160.15	160,639.64
TYLER	559.9	27,478.40	1,329.25	1,329.79	2,659.04	30,137.44
WETZEL	1,448.5	70,657.69	7,303.58	0.00	7,303.58	77,961.27
TOTAL	5,275.2	256,615.58	10,581.23	1,541.54	12,122.77	268,738.35
03 CIRCUIT						
DODDRIDGE	3,627.5	173,330.91	19,430.51	7,702.64	27,133.15	200,464.06
PLEASANTS	2,107.4	99,590.71	8,872.49	17,353.42	26,225.91	125,816.62
RITCHIE	4,276.2	205,441.58	16,219.55	4,009.36	20,228.91	225,670.49
TOTAL	10,011.1	478,363.20	44,522.55	29,065.42	73,587.97	551,951.17
04 CIRCUIT						
WIRT	1,199.8	56,886.97	5,281.64	3,000.25	8,281.89	65,168.86
WOOD	37,031.5	1,761,001.50	95,790.09	182,284.04	278,074.13	2,039,075.63
TOTAL	38,231.3	1,817,888.47	101,071.73	185,284.29	286,356.02	2,104,244.49
05 CIRCUIT						
CALHOUN	1,109.6	54,124.75	5,345.83	1,823.06	7,168.89	61,293.64
JACKSON	3,109.4	153,859.45	10,271.95	5,860.73	16,132.68	169,992.13
MASON	10,080.0	490,653.16	18,080.79	11,495.52	29,576.31	520,229.47
ROANE	4,522.6	224,067.51	11,680.44	32,799.01	44,479.45	268,546.96
TOTAL	18,821.6	922,704.87	45,379.01	51,978.32	97,357.33	1,020,062.20
06 CIRCUIT						
CABELL	16,279.4	817,258.70	30,396.21	28,072.23	58,468.44	875,727.14
TOTAL	16,279.4	817,258.70	30,396.21	28,072.23	58,468.44	875,727.14
07 CIRCUIT						
LOGAN	8,829.5	430,708.19	22,847.76	4,893.82	27,741.58	458,449.77
TOTAL	8,829.5	430,708.19	22,847.76	4,893.82	27,741.58	458,449.77
08 CIRCUIT						
MCDOWELL	5,336.6	256,410.48	5,857.71	14,484.94	20,342.65	276,753.13
TOTAL	5,336.6	256,410.48	5,857.71	14,484.94	20,342.65	276,753.13
09 CIRCUIT						
MERCER	17,481.2	847,553.34	88,870.18	16,740.15	105,610.33	953,163.67
TOTAL	17,481.2	847,553.34	88,870.18	16,740.15	105,610.33	953,163.67
10 CIRCUIT						
RALEIGH	14,270.9	692,247.12	39,572.94	17,682.24	57,255.18	749,502.30
TOTAL	14,270.9	692,247.12	39,572.94	17,682.24	57,255.18	749,502.30
11 CIRCUIT						
GREENBRIER	3,443.0	162,820.95	3,276.12	2,648.00	5,924.12	168,745.07
POCAHONTAS	970.4	46,495.80	1,843.18	0.00	1,843.18	48,338.98
TOTAL	4,413.4	209,316.75	5,119.30	2,648.00	7,767.30	217,084.05

**WEST VIRGINIA PUBLIC DEFENDER SERVICES
 SUMMARY REPORT FOR ATTORNEY HOURS/FEE/EXPENSES
 FISCAL YEAR 2009**

CIRCUIT COUNTY	TOTAL HOURS	FEE AMOUNT IN \$	EXPENSE AMOUNT IN \$	DIRECT EXPENSE AMOUNT IN \$	EXPENSE AMOUNT IN \$	GRAND TOTAL AMOUNT IN \$
12 CIRCUIT						
FAYETTE	3,628.6	175,243.14	8,444.26	4,171.42	12,615.68	187,858.82
TOTAL	3,628.6	175,243.14	8,444.26	4,171.42	12,615.68	187,858.82
13 CIRCUIT						
KANAWHA	25,988.4	1,255,542.91	57,909.11	62,791.54	120,700.65	1,376,243.56
TOTAL	25,988.4	1,255,542.91	57,909.11	62,791.54	120,700.65	1,376,243.56
14 CIRCUIT						
BRAXTON	8,839.8	431,251.99	51,929.45	281.48	52,210.93	483,462.92
CLAY	5,381.5	262,080.31	23,474.15	4,374.83	27,848.98	289,929.29
GILMER	2,434.5	117,611.57	15,274.70	0.00	15,274.70	132,886.27
WEBSTER	3,571.6	171,636.67	19,791.50	4,432.91	24,224.41	195,861.08
TOTAL	20,227.4	982,580.54	110,469.80	9,089.22	119,559.02	1,102,139.56
15 CIRCUIT						
HARRISON	9,105.1	436,111.10	18,154.82	8,823.14	26,977.96	463,089.06
TOTAL	9,105.1	436,111.10	18,154.82	8,823.14	26,977.96	463,089.06
16 CIRCUIT						
MARION	14,141.1	662,865.74	14,628.34	18,182.68	32,811.02	695,676.76
TOTAL	14,141.1	662,865.74	14,628.34	18,182.68	32,811.02	695,676.76
17 CIRCUIT						
MONONGALIA	12,614.9	601,230.19	18,664.16	46,164.39	64,828.55	666,058.74
TOTAL	12,614.9	601,230.19	18,664.16	46,164.39	64,828.55	666,058.74
18 CIRCUIT						
PRESTON	4,722.2	220,987.07	12,429.97	12,068.17	24,498.14	245,485.21
TOTAL	4,722.2	220,987.07	12,429.97	12,068.17	24,498.14	245,485.21
19 CIRCUIT						
BARBOUR	5,312.8	246,658.06	8,356.16	5,875.38	14,231.54	260,889.60
TAYLOR	6,418.8	300,461.49	8,777.92	0.00	8,777.92	309,239.41
TOTAL	11,731.6	547,119.55	17,134.08	5,875.38	23,009.46	570,129.01
20 CIRCUIT						
RANDOLPH	6,754.8	329,350.11	17,958.66	5,260.49	23,219.15	352,569.26
TOTAL	6,754.8	329,350.11	17,958.66	5,260.49	23,219.15	352,569.26
21 CIRCUIT						
GRANT	1,853.1	88,111.71	1,526.66	3,350.00	4,876.66	92,988.37
MINERAL	4,738.5	227,230.98	3,548.46	8,573.56	12,122.02	239,353.00
TUCKER	678.4	32,475.99	3,868.12	2,690.00	6,558.12	39,034.11
TOTAL	7,270.0	347,818.68	8,943.24	14,613.56	23,556.80	371,375.48
22 CIRCUIT						
HAMPSHIRE	3,478.9	174,454.18	5,158.99	15,947.38	21,106.37	195,560.55
HARDY	4,531.1	222,315.31	7,805.41	11,488.70	19,294.11	241,609.42
PENDLETON	1,665.1	80,870.08	2,620.31	6,442.30	9,062.61	89,932.69
TOTAL	9,675.1	477,639.57	15,584.71	33,878.38	49,463.09	527,102.66

**WEST VIRGINIA PUBLIC DEFENDER SERVICES
 SUMMARY REPORT FOR ATTORNEY HOURS/FEE/EXPENSES
 FISCAL YEAR 2009**

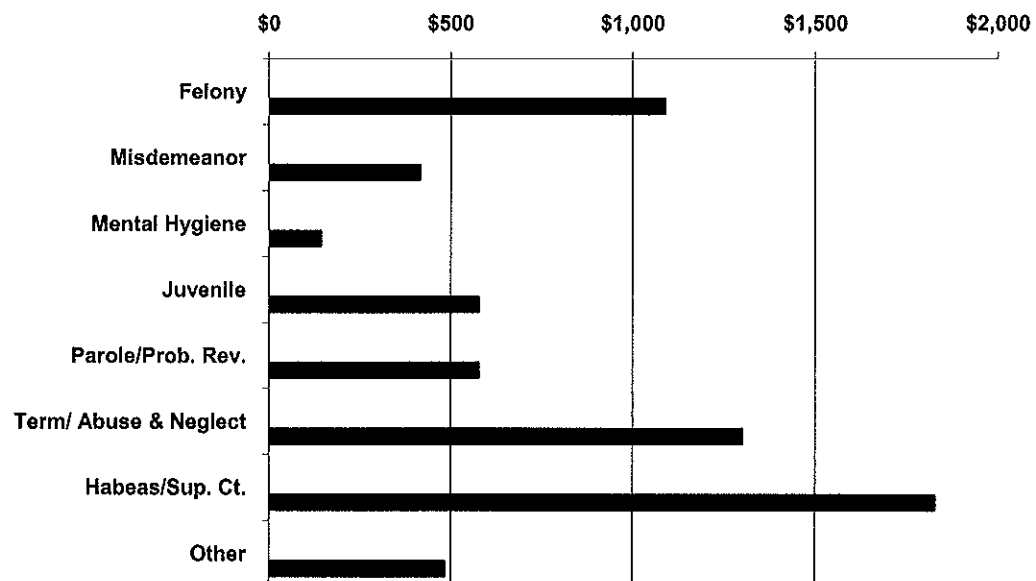
CIRCUIT COUNTY	TOTAL HOURS	FEE AMOUNT IN \$	EXPENSE AMOUNT IN \$	DIRECT EXPENSE AMOUNT IN \$	EXPENSE AMOUNT IN \$	GRAND TOTAL AMOUNT IN \$
23 CIRCUIT						
BERKELEY	18,256.9	904,286.33	56,148.94	40,662.05	96,810.99	1,001,097.32
JEFFERSON	7,008.4	345,253.88	24,549.20	47,267.00	71,816.20	417,070.08
MORGAN	4,469.6	223,197.13	20,301.14	12,525.66	32,826.80	256,023.93
TOTAL	29,734.9	1,472,737.34	100,999.28	100,454.71	201,453.99	1,674,191.33
24 CIRCUIT						
WAYNE	8,392.3	432,178.14	23,384.86	1,263.32	24,648.18	456,826.32
TOTAL	8,392.3	432,178.14	23,384.86	1,263.32	24,648.18	456,826.32
25 CIRCUIT						
BOONE	4,229.1	217,933.62	6,101.05	3,528.03	9,629.08	227,562.70
LINCOLN	6,660.8	323,529.67	12,658.19	903.40	13,561.59	337,091.26
TOTAL	10,889.9	541,463.29	18,759.24	4,431.43	23,190.67	564,653.96
26 CIRCUIT						
LEWIS	4,925.6	236,089.29	14,169.87	5,522.41	19,692.28	255,781.57
UPSHUR	7,030.2	334,885.06	14,847.13	1,000.00	15,847.13	350,732.19
TOTAL	11,955.8	570,974.35	29,017.00	6,522.41	35,539.41	606,513.76
27 CIRCUIT						
WYOMING	13,607.4	647,918.46	33,749.41	94,753.88	128,503.29	776,421.75
TOTAL	13,607.4	647,918.46	33,749.41	94,753.88	128,503.29	776,421.75
28 CIRCUIT						
NICHOLAS	1,235.2	61,608.35	7,215.20	0.00	7,215.20	68,823.55
TOTAL	1,235.2	61,608.35	7,215.20	0.00	7,215.20	68,823.55
29 CIRCUIT						
PUTNAM	7,438.8	362,891.04	26,015.95	35,776.58	61,792.53	424,683.57
TOTAL	7,438.8	362,891.04	26,015.95	35,776.58	61,792.53	424,683.57
30 CIRCUIT						
MINGO	6,432.6	321,048.33	19,928.34	0.00	19,928.34	340,976.67
TOTAL	6,432.6	321,048.33	19,928.34	0.00	19,928.34	340,976.67
31 CIRCUIT						
MONROE	2,512.4	123,220.52	15,164.53	1,396.77	16,561.30	139,781.82
SUMMERS	2,548.0	125,228.95	22,221.84	13,703.88	35,925.72	161,154.67
TOTAL	5,060.4	248,449.47	37,386.37	15,100.65	52,487.02	300,936.49
STATE	384,563.7	18,613,168.58	1,040,382.93	860,159.68	1,900,542.61	20,513,711.19

Appointed Counsel Average Costs for FY 2009

Felony	\$1,088.80
Misdemeanor	\$415.04
Mental Hygiene	\$142.69
Juvenile	\$577.46
Parole/Prob. Rev.	\$577.19
Term/ Abuse & Neglect	\$1,301.13
Habeas/Sup. Ct.	\$1,827.20
Other	\$482.43

Mandamus/Prohibition, Mag. Ct. Appeal, Extradition, Contempt, Fugitive, Other

Appointed Counsel Average Costs for FY 2009 by Case Type



**WEST VIRGINIA PUBLIC DEFENDER SERVICES
 AVERAGE COST BY CASE TYPE
 FISCAL YEAR 2009**

CIRCUIT	FELONY	MISD	MENTAL HYGIENE	JUVENILE	PAROLE PROBAT REV	TERM ABUSE	HABEAS SUP. CT.	OTHER	CIRCUIT AVERAGE
01	1,388.87	530.41	135.39	773.71	922.60	2,109.70	2,802.79	774.59	\$1,174.66
02	1,119.31	286.43	154.00	508.25	610.29	1,236.31	1,590.99	1,222.52	\$622.08
03	1,533.28	514.07	303.38	938.61	711.82	1,411.56	2,090.37	411.11	\$1,020.24
04	690.37	534.65	104.86	507.43	437.09	994.19	1,603.31	387.20	\$610.28
05	1,586.66	512.08	170.91	765.81	829.74	930.47	1,449.39	646.29	\$907.53
06	1,124.76	439.14	123.98	274.05	490.28	969.49	2,294.41	698.43	\$543.59
07	913.23	198.38	0.00	813.43	352.64	1,224.03	3,602.99	453.80	\$551.68
08	1,743.63	546.80	137.00	553.12	0.00	1,181.27	0.00	205.77	\$1,064.44
09	1,036.82	342.16	195.08	613.62	830.21	1,266.82	1,555.88	827.47	\$803.00
10	1,348.14	417.75	0.00	699.30	689.30	906.75	1,240.37	425.83	\$883.85
11	1,077.69	432.17	121.04	395.62	649.34	1,662.49	972.39	468.44	\$1,043.67
12	700.12	231.45	237.00	570.19	111.71	1,130.97	597.31	0.00	\$806.26
13	933.72	377.21	126.56	502.23	438.28	996.67	1,772.94	560.34	\$754.11
14	1,299.21	464.12	172.59	928.80	738.09	1,789.87	2,050.00	418.38	\$1,122.34
15	1,067.12	504.38	136.46	579.31	841.10	1,318.77	2,440.37	633.27	\$928.03
16	916.19	383.14	110.67	766.34	492.61	1,099.56	1,940.00	463.33	\$643.55
17	1,285.32	418.18	115.83	595.65	371.02	1,150.66	3,598.62	334.71	\$716.19
18	1,719.53	1,075.56	0.00	789.07	392.52	1,749.40	1,091.06	924.92	\$1,418.99
19	1,031.28	430.54	201.95	485.73	738.16	1,494.75	3,193.86	422.15	\$792.95
20	963.77	329.69	127.91	713.34	329.64	1,449.17	1,405.58	308.77	\$756.59
21	691.45	311.91	86.59	266.02	327.10	1,358.32	1,071.53	473.89	\$516.52
22	1,252.24	383.85	110.99	914.14	553.62	1,929.01	2,043.90	310.28	\$1,004.01
23	1,151.54	410.43	0.00	506.94	1,226.88	1,795.67	1,479.34	789.77	\$1,480.28
24	1,110.47	388.42	338.63	436.59	380.25	1,108.42	786.58	292.14	\$883.61
25	895.43	364.71	291.03	651.22	593.51	1,169.59	1,093.61	511.55	\$866.03
26	1,466.47	377.73	168.01	511.28	419.14	1,523.35	1,040.42	448.83	\$722.90
27	1,112.32	435.08	238.09	545.69	0.00	1,201.71	0.00	2,158.60	\$860.78
28	722.59	209.36	109.77	445.08	76.50	508.43	1,387.93	0.00	\$465.02
29	1,591.18	391.07	255.94	697.64	250.47	1,910.41	5,858.65	355.60	\$967.39
30	975.67	309.84	133.80	556.64	500.87	1,447.60	2,302.82	379.70	\$1,020.89
31	1,119.75	206.65	172.64	493.60	98.48	1,240.12	1,389.09	137.34	\$815.55
STATE AVERAGE	1,088.80	415.04	142.69	577.46	577.19	1,301.16	1,827.20	482.43	\$818.88

**WEST VIRGINIA PUBLIC DEFENDER SERVICES
 AVERAGE COST BY CASE TYPE
 FISCAL YEAR 2009**

CIRCUIT	FELONY	MISD	MENTAL HYGIENE	JUVENILE	PAROLE PROBAT REV	TERM ABUSE	HABEAS SUP. CT.	OTHER	CIRCUIT AVERAGE
01 CIRCUIT									
BROOKE	1,892.73	605.07	195.61	1,176.02	1,164.08	2,174.45	0.00	1,187.60	\$1,588.78
HANCOCK	1,087.66	450.16	228.87	1,049.05	920.33	1,842.37	2,921.68	256.93	\$1,310.19
OHIO	1,455.18	544.92	123.95	624.96	230.06	2,293.58	2,713.62	1,603.43	\$966.09
AVERAGE	1,388.87	530.41	135.39	773.71	922.60	2,109.70	2,802.79	774.59	\$1,174.66
02 CIRCUIT									
MARSHALL	1,287.67	268.67	137.78	600.27	598.03	1,099.70	0.00	1,459.17	\$603.91
TYLER	609.63	313.66	125.61	203.50	625.62	1,550.16	0.00	0.00	\$814.53
WETZEL	967.27	340.50	182.97	124.37	0.00	1,402.08	1,590.99	828.12	\$604.35
AVERAGE	1,119.31	286.43	154.00	508.25	610.29	1,236.31	1,590.99	1,222.52	\$622.08
03 CIRCUIT									
DODDRIDGE	1,267.85	526.70	372.90	1,037.40	779.61	1,485.57	2,090.37	276.68	\$992.40
PLEASANTS	1,942.00	486.75	199.59	752.45	259.02	1,404.78	0.00	430.92	\$975.32
RITCHIE	1,488.46	526.44	280.04	860.24	351.20	1,363.27	0.00	625.48	\$1,074.62
AVERAGE	1,533.28	514.07	303.38	938.61	711.82	1,411.56	2,090.37	411.11	\$1,020.24
04 CIRCUIT									
WIRT	1,307.64	449.07	121.52	543.26	408.25	883.89	790.59	398.79	\$708.36
WOOD	677.17	536.92	104.78	505.95	437.92	998.65	1,673.98	386.96	\$607.59
AVERAGE	690.37	534.65	104.86	507.43	437.09	994.19	1,603.31	387.20	\$610.28
05 CIRCUIT									
CALHOUN	1,691.56	476.74	200.77	442.81	131.47	1,035.71	1,165.50	0.00	\$957.71
JACKSON	913.27	491.43	207.03	1,412.00	676.98	1,587.27	880.10	496.72	\$1,118.37
MASON	1,098.18	520.14	170.13	763.79	897.77	1,226.85	1,617.29	780.10	\$797.90
ROANE	3,845.42	467.60	119.82	554.20	421.00	484.27	3,028.05	158.27	\$1,049.01
AVERAGE	1,586.66	512.08	170.91	765.81	829.74	930.47	1,449.39	646.29	\$907.53
06 CIRCUIT									
CABELL	1,124.76	439.14	123.98	274.05	490.28	969.49	2,294.41	698.43	\$543.59
AVERAGE	1,124.76	439.14	123.98	274.05	490.28	969.49	2,294.41	698.43	\$543.59
07 CIRCUIT									
LOGAN	913.23	198.38	0.00	813.43	352.64	1,224.03	3,602.99	453.80	\$551.68
AVERAGE	913.23	198.38	0.00	813.43	352.64	1,224.03	3,602.99	453.80	\$551.68

**WEST VIRGINIA PUBLIC DEFENDER SERVICES
 AVERAGE COST BY CASE TYPE
 FISCAL YEAR 2009**

CIRCUIT	FELONY	MISD	MENTAL HYGIENE	JUVENILE	PAROLE PROBAT REV	TERM ABUSE	HABEAS SUP. CT.	OTHER	CIRCUIT AVERAGE
08 CIRCUIT									
MCDOWELL	1,743.63	546.80	137.00	553.12	0.00	1,181.27	0.00	205.77	\$1,064.44
AVERAGE	1,743.63	546.80	137.00	553.12	0.00	1,181.27	0.00	205.77	\$1,064.44
09 CIRCUIT									
MERCER	1,036.82	342.16	195.08	613.62	830.21	1,266.82	1,555.88	827.47	\$803.00
AVERAGE	1,036.82	342.16	195.08	613.62	830.21	1,266.82	1,555.88	827.47	\$803.00
10 CIRCUIT									
RALEIGH	1,348.14	417.75	0.00	699.30	689.30	906.75	1,240.37	425.83	\$883.85
AVERAGE	1,348.14	417.75	0.00	699.30	689.30	906.75	1,240.37	425.83	\$883.85
11 CIRCUIT									
GREENBRIER	1,066.23	347.75	101.39	355.65	456.75	2,115.61	972.39	531.09	\$1,110.16
POCAHONTAS	1,122.27	875.38	231.05	515.50	938.23	921.03	0.00	280.50	\$863.20
AVERAGE	1,077.69	432.17	121.04	395.62	649.34	1,662.49	972.39	468.44	\$1,043.67
12 CIRCUIT									
FAYETTE	700.12	231.45	237.00	570.19	111.71	1,130.97	597.31	0.00	\$806.26
AVERAGE	700.12	231.45	237.00	570.19	111.71	1,130.97	597.31	0.00	\$806.26
13 CIRCUIT									
KANAWHA	933.72	377.21	126.56	502.23	438.28	996.67	1,772.94	560.34	\$754.11
AVERAGE	933.72	377.21	126.56	502.23	438.28	996.67	1,772.94	560.34	\$754.11
14 CIRCUIT									
BRAXTON	1,221.61	486.30	137.45	832.89	857.40	1,954.81	369.49	779.43	\$1,096.29
CLAY	1,540.07	489.53	335.58	906.36	867.30	1,865.57	1,368.50	668.10	\$1,323.88
GILMER	1,897.05	627.63	146.90	803.44	429.65	1,578.49	0.00	141.64	\$1,063.09
WEBSTER	1,097.77	340.70	182.27	1,478.14	656.41	1,568.57	4,184.84	182.30	\$994.22
AVERAGE	1,299.21	464.12	172.59	928.80	738.09	1,789.87	2,050.00	418.38	\$1,122.34
15 CIRCUIT									
HARRISON	1,067.12	504.38	136.46	579.31	841.10	1,318.77	2,440.37	633.27	\$928.03
AVERAGE	1,067.12	504.38	136.46	579.31	841.10	1,318.77	2,440.37	633.27	\$928.03
16 CIRCUIT									
MARION	916.19	383.14	110.67	766.34	492.61	1,099.56	1,940.00	463.33	\$643.55
AVERAGE	916.19	383.14	110.67	766.34	492.61	1,099.56	1,940.00	463.33	\$643.55

**WEST VIRGINIA PUBLIC DEFENDER SERVICES
 AVERAGE COST BY CASE TYPE
 FISCAL YEAR 2009**

CIRCUIT	FELONY	MISD	MENTAL HYGIENE	JUVENILE	PAROLE PROBAT REV	TERM ABUSE	HABEAS SUP. CT.	OTHER	CIRCUIT AVERAGE
17 CIRCUIT									
MONONGALIA	1,285.32	418.18	115.83	595.65	371.02	1,150.66	3,598.62	334.71	\$716.19
AVERAGE	1,285.32	418.18	115.83	595.65	371.02	1,150.66	3,598.62	334.71	\$716.19
18 CIRCUIT									
PRESTON	1,719.53	1,075.56	0.00	789.07	392.52	1,749.40	1,091.06	924.92	\$1,418.99
AVERAGE	1,719.53	1,075.56	0.00	789.07	392.52	1,749.40	1,091.06	924.92	\$1,418.99
19 CIRCUIT									
BARBOUR	1,401.88	440.54	196.92	512.43	871.62	1,500.49	3,137.73	307.22	\$823.00
TAYLOR	791.48	416.82	202.79	465.71	688.99	1,491.48	3,306.13	443.04	\$769.25
AVERAGE	1,031.28	430.54	201.95	485.73	738.16	1,494.75	3,193.86	422.15	\$792.95
20 CIRCUIT									
RANDOLPH	963.77	329.69	127.91	713.34	329.64	1,449.17	1,405.58	308.77	\$756.59
AVERAGE	963.77	329.69	127.91	713.34	329.64	1,449.17	1,405.58	308.77	\$756.59
21 CIRCUIT									
GRANT	949.15	452.24	105.78	300.65	303.09	2,480.12	0.00	558.24	\$732.19
MINERAL	566.85	284.43	78.19	264.58	326.82	1,097.74	917.78	319.25	\$434.40
TUCKER	1,041.96	353.02	0.00	161.22	550.17	1,792.76	1,379.04	0.00	\$952.05
AVERAGE	691.45	311.91	86.59	266.02	327.10	1,358.32	1,071.53	473.89	\$516.52
22 CIRCUIT									
HAMPSHIRE	1,056.58	342.05	105.67	809.33	500.43	1,188.71	3,943.54	257.70	\$757.99
HARDY	1,660.78	403.94	135.27	1,169.42	649.40	2,433.71	2,076.24	173.10	\$1,232.70
PENDLETON	1,138.22	598.93	108.91	747.32	496.78	2,618.15	128.10	665.80	\$1,266.66
AVERAGE	1,252.24	383.85	110.99	914.14	553.62	1,929.01	2,043.90	310.28	\$1,004.01
23 CIRCUIT									
BERKELEY	1,039.50	420.31	0.00	557.01	2,157.06	1,600.03	1,922.26	1,786.00	\$1,380.82
JEFFERSON	1,092.56	293.20	0.00	390.11	474.03	2,249.11	981.47	103.37	\$1,522.15
MORGAN	2,193.90	882.90	0.00	0.00	495.77	2,150.26	1,059.97	354.42	\$1,939.58
AVERAGE	1,151.54	410.43	0.00	506.94	1,226.88	1,795.67	1,479.34	789.77	\$1,480.28
24 CIRCUIT									
WAYNE	1,110.47	388.42	338.63	436.59	380.25	1,108.42	786.58	292.14	\$883.61
AVERAGE	1,110.47	388.42	338.63	436.59	380.25	1,108.42	786.58	292.14	\$883.61

**WEST VIRGINIA PUBLIC DEFENDER SERVICES
 AVERAGE COST BY CASE TYPE
 FISCAL YEAR 2009**

CIRCUIT	FELONY	MISD	MENTAL HYGIENE	JUVENILE	PAROLE PROBAT REV	TERM ABUSE	HABEAS SUP. CT.	OTHER	CIRCUIT AVERAGE
25 CIRCUIT									
BOONE	987.69	311.21	0.00	458.88	627.84	1,106.09	976.18	410.84	\$804.11
LINCOLN	768.27	465.77	291.03	752.56	574.19	1,212.43	1,445.91	554.71	\$913.53
AVERAGE	895.43	364.71	291.03	651.22	593.51	1,169.59	1,093.61	511.55	\$866.03
26 CIRCUIT									
LEWIS	2,065.92	370.44	167.22	860.93	578.34	1,685.17	1,018.65	462.67	\$550.07
UPSHUR	1,131.17	382.55	187.46	374.17	379.34	1,499.59	1,045.86	445.75	\$937.79
AVERAGE	1,466.47	377.73	168.01	511.28	419.14	1,552.35	1,040.42	448.83	\$722.90
27 CIRCUIT									
WYOMING	1,112.32	435.08	238.09	545.69	0.00	1,201.71	0.00	2,158.60	\$860.78
AVERAGE	1,112.32	435.08	238.09	545.69	0.00	1,201.71	0.00	2,158.60	\$860.78
28 CIRCUIT									
NICHOLAS	722.59	209.36	109.77	445.08	76.50	508.43	1,387.93	0.00	\$465.02
AVERAGE	722.59	209.36	109.77	445.08	76.50	508.43	1,387.93	0.00	\$465.02
29 CIRCUIT									
PUTNAM	1,591.18	391.07	255.94	697.64	250.47	1,910.41	5,858.65	355.60	\$967.39
AVERAGE	1,591.18	391.07	255.94	697.64	250.47	1,910.41	5,858.65	355.60	\$967.39
30 CIRCUIT									
MINGO	975.67	309.84	133.80	556.64	500.87	1,447.60	2,302.82	379.70	\$1,020.89
AVERAGE	975.67	309.84	133.80	556.64	500.87	1,447.60	2,302.82	379.70	\$1,020.89
31 CIRCUIT									
MONROE	726.64	233.37	160.19	522.33	0.00	1,648.36	1,175.89	83.50	\$755.58
SUMMERS	1,311.27	156.19	284.70	458.24	98.48	847.28	1,815.50	191.18	\$875.84
AVERAGE	1,119.75	206.65	172.64	493.60	98.48	1,240.12	1,389.09	137.34	\$815.55
STATE AVERAGE	1,088.80	415.04	142.69	577.46	577.19	1,301.16	1,827.20	482.43	\$818.88

**APPOINTED COUNSEL HOURS PAID
BY CASE TYPE**

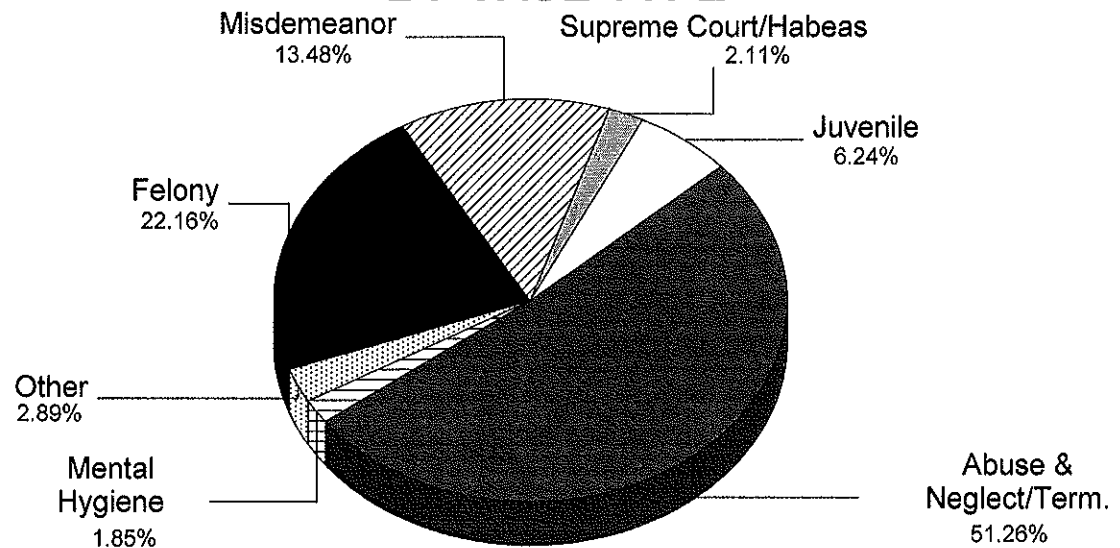
APPOINTED COUNSEL HOURS PAID IN FY 2009

Felony	85,217.9
Misdemeanor	51,846.7
Supreme Court/Habeas	8,123.2
Juvenile	23,983.3
Abuse & Neglect/Term.	197,137.0
Mental Hygiene	7,124.9
Other	11,130.7

Parole/Probation Rev., Mag. Ct. Appeal, Mandamus/Prohibition, Extradition, Contempt, Fugitive, Other
--

TOTAL HOURS PAID	384,563.7
-------------------------	------------------

APPOINTED COUNSEL HOURS PAID IN FY 2009 BY CASE TYPE



**WEST VIRGINIA PUBLIC DEFENDER SERVICES
 APPOINTED COUNSEL HOURS PAID BY CASE TYPE
 FISCAL YEAR 2009**

CIRCUIT	FELONY	MISD	MENTAL HYGIENE	JUVENILE	PAROLE PROBAT REV	TERM ABUSE	HABEAS SUP. CT.	OTHER	TOTAL HOURS
01 CIRCUIT	4,145.5	1,730.9	725.1	908.4	288.1	16,838.5	261.5	108.9	25,006.9
02 CIRCUIT	1,043.3	253.3	538.4	251.2	107.3	2,824.1	64.0	193.6	5,275.2
03 CIRCUIT	2,218.3	1,659.3	69.8	797.9	190.8	4,866.6	41.9	166.5	10,011.1
04 CIRCUIT	6,159.7	12,529.4	902.7	2,289.0	545.3	13,461.2	1,611.6	732.4	38,231.3
05 CIRCUIT	6,292.9	2,441.1	257.8	1,449.1	765.8	6,868.6	461.1	285.2	18,821.6
06 CIRCUIT	5,545.2	1,023.6	1,314.3	1,082.4	471.2	5,862.0	742.9	237.8	16,279.4
07 CIRCUIT	1,514.4	1,837.9	0.0	1,550.4	72.0	3,406.2	371.4	77.2	8,829.5
08 CIRCUIT	1,362.9	638.5	2.6	296.2	0.0	3,020.3	0.0	16.1	5,336.6
09 CIRCUIT	5,458.7	1,545.3	723.9	503.9	598.4	7,939.8	498.0	213.2	17,481.2
10 CIRCUIT	3,340.7	1,074.9	0.0	258.0	218.0	9,210.6	132.5	36.2	14,270.9
11 CIRCUIT	966.2	223.5	67.2	62.4	67.5	2,963.5	24.4	38.7	4,413.4
12 CIRCUIT	659.2	220.3	5.0	88.7	6.3	2,614.3	34.8	0.0	3,628.6
13 CIRCUIT	6,093.8	3,972.9	84.4	954.6	287.5	13,971.1	448.8	175.4	25,988.4
14 CIRCUIT	4,000.1	2,580.5	57.9	1,300.8	382.4	11,351.8	248.6	305.3	20,227.4
15 CIRCUIT	843.6	820.6	186.2	528.3	222.0	6,040.8	434.4	29.2	9,105.1
16 CIRCUIT	3,609.3	2,735.8	276.0	1,891.4	387.6	4,632.9	325.2	282.9	14,141.1
17 CIRCUIT	4,431.3	2,701.8	277.3	880.9	203.8	3,566.5	374.8	178.5	12,614.9
18 CIRCUIT	841.0	335.4	0.0	416.5	84.2	2,884.0	46.0	115.1	4,722.2
19 CIRCUIT	2,833.3	2,069.3	55.2	1,511.8	397.6	4,561.3	190.5	112.6	11,731.6
20 CIRCUIT	1,474.5	1,195.4	22.2	657.3	87.1	3,080.1	169.8	68.4	6,754.8
21 CIRCUIT	1,827.2	1,670.2	39.7	764.1	232.2	2,515.8	64.2	156.6	7,270.0
22 CIRCUIT	2,266.0	1,303.5	15.4	655.8	335.3	4,785.0	203.0	111.1	9,675.1
23 CIRCUIT	3,149.9	640.8	0.0	664.9	433.9	24,196.9	590.4	58.1	29,734.9
24 CIRCUIT	1,176.5	365.8	237.8	330.0	74.9	6,127.5	31.8	48.0	8,392.3
25 CIRCUIT	1,467.4	566.9	104.6	1,801.4	292.1	6,395.9	163.7	97.9	10,889.9
26 CIRCUIT	2,571.5	925.2	961.2	710.2	163.6	6,421.4	110.6	92.1	11,955.8
27 CIRCUIT	3,583.5	2,547.3	20.3	318.0	0.0	7,051.1	0.0	87.2	13,607.4
28 CIRCUIT	452.2	160.6	11.0	74.5	1.3	505.4	30.2	0.0	1,235.2
29 CIRCUIT	2,247.8	1,266.2	125.8	607.5	77.9	2,828.8	224.4	60.4	7,438.8
30 CIRCUIT	1,758.0	414.0	12.2	113.9	25.7	3,953.0	135.9	19.9	6,432.6
31 CIRCUIT	1,884.0	396.5	30.9	263.8	1.6	2,392.0	86.8	4.8	5,060.4
STATE TOTAL	85,217.9	51,846.7	7,124.9	23,983.3	7,021.4	197,137.0	8,123.2	4,109.3	384,563.7

**WEST VIRGINIA PUBLIC DEFENDER SERVICES
 APPOINTED COUNSEL HOURS PAID BY CASE TYPE
 FISCAL YEAR 2009**

CIRCUIT COUNTY	FELONY	MISD	MENTAL HYGIEN	JUVENILE	PAROLE PROBATION REV	TERM ABUSE	HABEAS SUP. CT.	OTHER	TOTAL HOURS
01 CIRCUIT									
BROOKE	889.2	362.0	104.7	187.0	69.2	4,955.9	0.0	22.7	6,590.7
HANCOCK	1,136.0	366.7	41.9	223.0	214.7	4,884.0	55.3	20.5	6,942.1
OHIO	2,120.3	1,002.2	578.5	498.4	4.2	6,998.6	206.2	65.7	11,474.1
TOTAL	4,145.5	1,730.9	725.1	908.4	288.1	16,838.5	261.5	108.9	25,006.9
02 CIRCUIT									
MARSHALL	778.0	175.0	285.3	238.2	58.8	1,588.5	0.0	143.0	3,266.8
TYLER	46.2	18.3	20.3	3.5	48.5	423.1	0.0	0.0	559.9
WETZEL	219.1	60.0	232.8	9.5	0.0	812.5	64.0	50.6	1,448.5
TOTAL	1,043.3	253.3	538.4	251.2	107.3	2,824.1	64.0	193.6	5,275.2
03 CIRCUIT									
DODDRIDGE	612.4	591.3	31.9	440.8	178.9	1,692.4	41.9	37.9	3,627.5
PLEASANTS	562.1	493.7	7.8	88.8	5.0	869.0	0.0	81.0	2,107.4
RITCHIE	1,043.8	574.3	30.1	268.3	6.9	2,305.2	0.0	47.6	4,276.2
TOTAL	2,218.3	1,659.3	69.8	797.9	190.8	4,866.6	41.9	166.5	10,011.1
04 CIRCUIT									
WIRT	272.4	278.1	4.9	94.0	15.7	456.5	63.2	15.0	1,199.8
WOOD	5,887.3	12,251.3	897.8	2,195.0	529.6	13,004.7	1,548.4	717.4	37,031.5
TOTAL	6,159.7	12,529.4	902.7	2,289.0	545.3	13,461.2	1,611.6	732.4	38,231.3
05 CIRCUIT									
CALHOUN	247.8	72.8	15.6	45.4	2.2	701.5	24.3	0.0	1,109.6
JACKSON	423.8	247.7	3.8	186.5	90.2	1,935.6	164.3	57.5	3,109.4
MASON	3,141.0	1,982.0	234.7	1,108.7	657.4	2,650.2	84.7	221.3	10,080.0
ROANE	2,480.3	138.6	3.7	108.5	16.0	1,581.3	187.8	6.4	4,522.6
TOTAL	6,292.9	2,441.1	257.8	1,449.1	765.8	6,868.6	461.1	285.2	18,821.6
06 CIRCUIT									
CABELL	5,545.2	1,023.6	1,314.3	1,082.4	471.2	5,862.0	742.9	237.8	16,279.4
TOTAL	5,545.2	1,023.6	1,314.3	1,082.4	471.2	5,862.0	742.9	237.8	16,279.4
07 CIRCUIT									
LOGAN	1,514.4	1,837.9	0.0	1,550.4	72.0	3,406.2	371.4	77.2	8,829.5
TOTAL	1,514.4	1,837.9	0.0	1,550.4	72.0	3,406.2	371.4	77.2	8,829.5
08 CIRCUIT									
MCDOWELL	1,362.9	638.5	2.6	296.2	0.0	3,020.3	0.0	16.1	5,336.6
TOTAL	1,362.9	638.5	2.6	296.2	0.0	3,020.3	0.0	16.1	5,336.6
09 CIRCUIT									
MERCER	5,458.7	1,545.3	723.9	503.9	598.4	7,939.8	498.0	213.2	17,481.2
TOTAL	5,458.7	1,545.3	723.9	503.9	598.4	7,939.8	498.0	213.2	17,481.2
10 CIRCUIT									
RALEIGH	3,340.7	1,074.9	0.0	258.0	218.0	9,210.6	132.5	36.2	14,270.9
TOTAL	3,340.7	1,074.9	0.0	258.0	218.0	9,210.6	132.5	36.2	14,270.9

**WEST VIRGINIA PUBLIC DEFENDER SERVICES
 APPOINTED COUNSEL HOURS PAID BY CASE TYPE
 FISCAL YEAR 2009**

CIRCUIT COUNTY	FELONY	MISD	MENTAL HYGIEN	JUVENILE	PAROLE PROBATION REV	TERM ABUSE	HABEAS SUP. CT.	OTHER	TOTAL HOURS
11 CIRCUIT									
GREENBRIER	762.7	151.2	47.4	40.6	28.4	2,354.9	24.4	33.4	3,443.0
POCAHONTAS	203.5	72.3	19.8	21.8	39.1	608.6	0.0	5.3	970.4
TOTAL	966.2	223.5	67.2	62.4	67.5	2,963.5	24.4	38.7	4,413.4
12 CIRCUIT									
FAYETTE	659.2	220.3	5.0	88.7	6.3	2,614.3	34.8	0.0	3,628.6
TOTAL	659.2	220.3	5.0	88.7	6.3	2,614.3	34.8	0.0	3,628.6
13 CIRCUIT									
KANAWHA	6,093.8	3,972.9	84.4	954.6	287.5	13,971.1	448.8	175.4	25,988.4
TOTAL	6,093.8	3,972.9	84.4	954.6	287.5	13,971.1	448.8	175.4	25,988.4
14 CIRCUIT									
BRAXTON	2,621.6	1,169.5	16.7	626.4	238.7	3,943.3	20.3	203.3	8,839.8
CLAY	480.7	593.4	11.1	258.3	45.5	3,904.1	50.5	37.9	5,381.5
GILMER	536.2	323.8	13.7	144.3	50.1	1,327.0	0.0	39.4	2,434.5
WEBSTER	361.6	493.8	16.4	271.8	48.1	2,177.4	177.8	24.7	3,571.6
TOTAL	4,000.1	2,580.5	57.9	1,300.8	382.4	11,351.8	248.6	305.3	20,227.4
15 CIRCUIT									
HARRISON	843.6	820.6	186.2	528.3	222.0	6,040.8	434.4	29.2	9,105.1
TOTAL	843.6	820.6	186.2	528.3	222.0	6,040.8	434.4	29.2	9,105.1
16 CIRCUIT									
MARION	3,609.3	2,735.8	276.0	1,891.4	387.6	4,632.9	325.2	282.9	14,141.1
TOTAL	3,609.3	2,735.8	276.0	1,891.4	387.6	4,632.9	325.2	282.9	14,141.1
17 CIRCUIT									
MONONGALIA	4,431.3	2,701.8	277.3	880.9	203.8	3,566.5	374.8	178.5	12,614.9
TOTAL	4,431.3	2,701.8	277.3	880.9	203.8	3,566.5	374.8	178.5	12,614.9
18 CIRCUIT									
PRESTON	841.0	335.4	0.0	416.5	84.2	2,884.0	46.0	115.1	4,722.2
TOTAL	841.0	335.4	0.0	416.5	84.2	2,884.0	46.0	115.1	4,722.2
19 CIRCUIT									
BARBOUR	1,459.4	1,231.7	8.0	686.1	129.0	1,658.9	126.4	13.3	5,312.8
TAYLOR	1,373.9	837.6	47.2	825.7	268.6	2,902.4	64.1	99.3	6,418.8
TOTAL	2,833.3	2,069.3	55.2	1,511.8	397.6	4,561.3	190.5	112.6	11,731.6
20 CIRCUIT									
RANDOLPH	1,474.5	1,195.4	22.2	657.3	87.1	3,080.1	169.8	68.4	6,754.8
TOTAL	1,474.5	1,195.4	22.2	657.3	87.1	3,080.1	169.8	68.4	6,754.8
21 CIRCUIT									
GRANT	615.7	354.4	14.9	105.5	54.8	591.4	0.0	116.4	1,853.1
MINERAL	1,001.6	1,235.8	24.8	645.7	166.8	1,586.3	37.3	40.2	4,738.5
TUCKER	209.9	80.0	0.0	12.9	10.6	338.1	26.9	0.0	678.4
TOTAL	1,827.2	1,670.2	39.7	764.1	232.2	2,515.8	64.2	156.6	7,270.0

**WEST VIRGINIA PUBLIC DEFENDER SERVICES
 APPOINTED COUNSEL HOURS PAID BY CASE TYPE
 FISCAL YEAR 2009**

CIRCUIT COUNTY	FELONY	MISD	MENTAL HYGIEN	JUVENILE	PAROLE PROBATION REV	TERM ABUSE	HABEAS SUP. CT.	OTHER	TOTAL HOURS
22 CIRCUIT									
HAMPSHIRE	1,094.2	566.2	5.0	176.0	151.2	1,259.0	155.6	71.7	3,478.9
HARDY	941.7	615.6	2.5	310.3	123.7	2,478.8	41.8	16.7	4,531.1
PENDLETON	230.1	121.7	7.9	169.5	60.4	1,047.2	5.6	22.7	1,665.1
TOTAL	2,266.0	1,303.5	15.4	655.8	335.3	4,785.0	203.0	111.1	9,675.1
23 CIRCUIT									
BERKELEY	1,827.6	375.4	0.0	512.8	339.4	14,783.5	381.8	36.4	18,256.9
JEFFERSON	853.2	176.6	0.0	152.1	56.9	5,709.3	58.9	1.4	7,008.4
MORGAN	469.1	88.8	0.0	0.0	37.6	3,704.1	149.7	20.3	4,469.6
TOTAL	3,149.9	640.8	0.0	664.9	433.9	24,196.9	590.4	58.1	29,734.9
24 CIRCUIT									
WAYNE	1,176.5	365.8	237.8	330.0	74.9	6,127.5	31.8	48.0	8,392.3
TOTAL	1,176.5	365.8	237.8	330.0	74.9	6,127.5	31.8	48.0	8,392.3
25 CIRCUIT									
BOONE	911.1	312.5	0.0	443.6	112.5	2,315.3	107.9	26.2	4,229.1
LINCOLN	556.3	254.4	104.6	1,357.8	179.6	4,080.6	55.8	71.7	6,660.8
TOTAL	1,467.4	566.9	104.6	1,801.4	292.1	6,395.9	163.7	97.9	10,889.9
26 CIRCUIT									
LEWIS	1,274.7	347.2	921.3	327.6	43.7	1,971.2	21.9	18.0	4,925.6
UPSHUR	1,296.8	578.0	39.9	382.6	119.9	4,450.2	88.7	74.1	7,030.2
TOTAL	2,571.5	925.2	961.2	710.2	163.6	6,421.4	110.6	92.1	11,955.8
27 CIRCUIT									
WYOMING	3,583.5	2,547.3	20.3	318.0	0.0	7,051.1	0.0	87.2	13,607.4
TOTAL	3,583.5	2,547.3	20.3	318.0	0.0	7,051.1	0.0	87.2	13,607.4
28 CIRCUIT									
NICHOLAS	452.2	160.6	11.0	74.5	1.3	505.4	30.2	0.0	1,235.2
TOTAL	452.2	160.6	11.0	74.5	1.3	505.4	30.2	0.0	1,235.2
29 CIRCUIT									
PUTNAM	2,247.8	1,266.2	125.8	607.5	77.9	2,828.8	224.4	60.4	7,438.8
TOTAL	2,247.8	1,266.2	125.8	607.5	77.9	2,828.8	224.4	60.4	7,438.8
30 CIRCUIT									
MINGO	1,758.0	414.0	12.2	113.9	25.7	3,953.0	135.9	19.9	6,432.6
TOTAL	1,758.0	414.0	12.2	113.9	25.7	3,953.0	135.9	19.9	6,432.6
31 CIRCUIT									
MONROE	473.4	288.8	25.8	154.1	0.0	1,520.8	48.0	1.5	2,512.4
SUMMERS	1,410.6	107.7	5.1	109.7	1.6	871.2	38.8	3.3	2,548.0
TOTAL	1,884.0	396.5	30.9	263.8	1.6	2,392.0	86.8	4.8	5,060.4
STATE TOTAL	85,217.9	51,846.7	7,124.9	23,983.3	7,021.4	197,137.0	8,123.2	4,109.3	384,563.7

**APPOINTED COUNSEL FEES PAID
BY CASE TYPE**

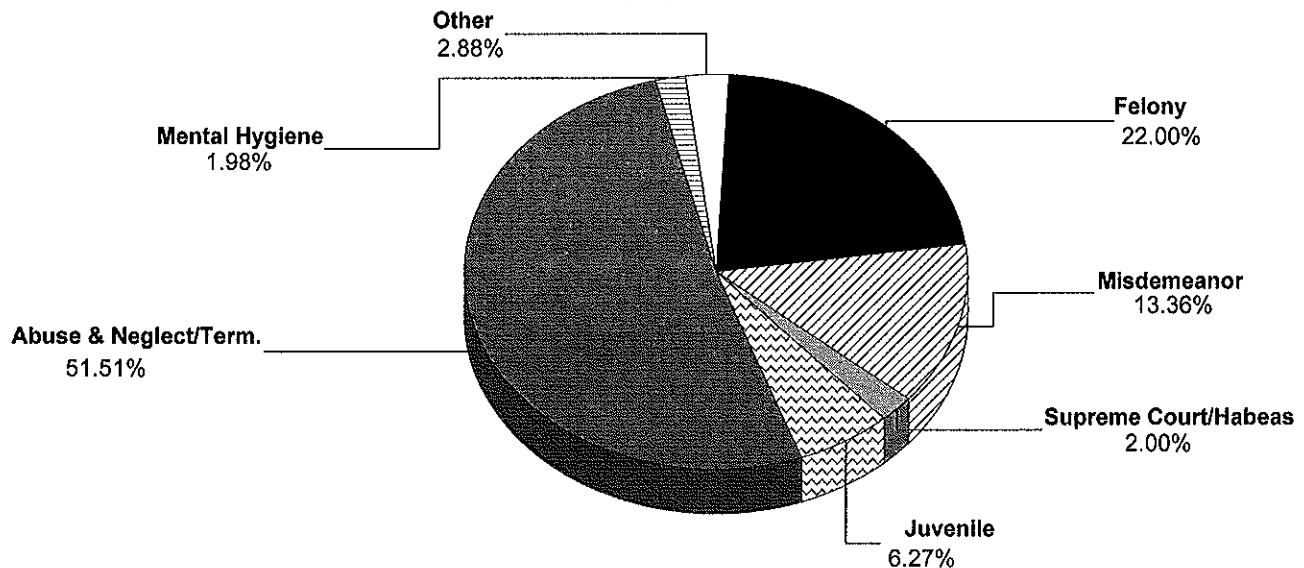
APPOINTED COUNSEL FEES PAID IN FY 2009

Felony	\$4,094,152.13
Misdemeanor	\$2,487,335.54
Supreme Court/Habeas	\$372,586.00
Juvenile	\$1,167,307.68
Abuse & Neglect/Term.	\$9,587,548.50
Mental Hygiene	\$368,169.60
Other	\$536,069.13

Parole/Probation Rev., Mag. Ct. Appeal,
Mandamus/Prohibition, Extradition,
Contempt, Fugitive, Other

TOTAL FEES PAID **\$18,613,168.58**

APPOINTED COUNSEL FEES PAID IN FY 2009 BY CASE TYPE



**WEST VIRGINIA PUBLIC DEFENDER SERVICES
 APPOINTED COUNSEL FEES PAID BY CASE TYPE
 FISCAL YEAR 2009**

CIRCUIT	FELONY	MISD	MENTAL HYGIENE	JUVENILE	PAROLE PROBAT REV	TERM ABUSE	HABEAS SUP. CT.	OTHER	TOTAL FEE
01	CIRCUIT	\$197,841.60	\$83,656.68	\$35,915.17	\$44,096.75	\$13,862.21	\$795,842.11	\$11,903.50	\$1,188,344.51
02	CIRCUIT	\$49,981.72	\$12,372.69	\$26,260.39	\$12,564.12	\$5,348.44	\$137,732.26	\$2,996.12	\$256,615.58
03	CIRCUIT	\$104,446.94	\$78,823.84	\$3,768.03	\$38,380.82	\$9,099.91	\$233,946.59	\$1,885.50	\$478,363.20
04	CIRCUIT	\$291,487.33	\$595,689.82	\$43,269.33	\$108,772.99	\$26,392.43	\$643,681.61	\$73,364.31	\$1,817,888.47
05	CIRCUIT	\$304,678.65	\$116,055.73	\$12,911.34	\$72,394.33	\$36,663.84	\$344,918.97	\$21,147.24	\$922,704.87
06	CIRCUIT	\$268,423.78	\$51,158.20	\$75,599.19	\$55,563.88	\$22,818.77	\$298,088.51	\$34,161.81	\$817,258.70
07	CIRCUIT	\$73,604.76	\$90,069.16	\$0.00	\$75,915.13	\$3,649.85	\$166,844.12	\$16,881.00	\$430,708.19
08	CIRCUIT	\$64,794.27	\$30,141.38	\$137.00	\$14,334.23	\$0.00	\$146,184.53	\$0.00	\$256,410.48
09	CIRCUIT	\$265,411.41	\$76,327.72	\$34,131.99	\$25,140.81	\$30,206.80	\$383,056.99	\$23,142.13	\$847,553.34
10	CIRCUIT	\$158,906.65	\$52,512.30	\$0.00	\$12,559.22	\$10,374.27	\$450,050.60	\$6,188.50	\$692,247.12
11	CIRCUIT	\$45,776.02	\$10,712.33	\$3,965.16	\$3,063.48	\$3,224.45	\$139,598.45	\$1,106.00	\$209,316.75
12	CIRCUIT	\$31,990.55	\$10,878.80	\$237.00	\$4,487.50	\$317.50	\$125,635.79	\$1,696.00	\$175,243.14
13	CIRCUIT	\$295,880.84	\$193,360.46	\$4,437.77	\$47,070.05	\$13,861.28	\$671,972.86	\$20,626.65	\$1,255,542.91
14	CIRCUIT	\$193,048.03	\$123,917.98	\$3,183.44	\$63,027.62	\$18,301.89	\$554,974.20	\$11,440.83	\$982,580.54
15	CIRCUIT	\$39,641.74	\$38,778.56	\$9,601.13	\$25,475.72	\$10,580.68	\$290,978.89	\$19,695.33	\$436,111.10
16	CIRCUIT	\$167,683.14	\$127,775.24	\$14,589.45	\$88,167.44	\$18,314.90	\$218,220.06	\$14,870.00	\$662,865.74
17	CIRCUIT	\$212,135.93	\$128,159.71	\$14,456.98	\$42,457.72	\$9,677.00	\$168,520.50	\$17,304.98	\$601,230.19
18	CIRCUIT	\$39,420.91	\$15,518.09	\$0.00	\$19,521.36	\$4,006.82	\$135,122.00	\$2,076.00	\$220,987.07
19	CIRCUIT	\$133,328.28	\$96,494.76	\$2,747.99	\$69,813.89	\$18,621.17	\$212,125.96	\$8,680.50	\$547,119.55
20	CIRCUIT	\$71,314.40	\$58,257.67	\$1,271.51	\$31,952.99	\$4,416.17	\$151,048.52	\$7,829.00	\$329,350.11
21	CIRCUIT	\$87,590.73	\$80,271.65	\$1,980.27	\$36,640.78	\$11,135.93	\$119,805.20	\$2,980.49	\$347,818.68
22	CIRCUIT	\$111,562.28	\$63,566.45	\$887.90	\$34,319.80	\$16,899.58	\$235,712.60	\$9,311.00	\$477,639.57
23	CIRCUIT	\$152,897.36	\$31,353.02	\$0.00	\$33,539.62	\$20,205.92	\$1,204,468.51	\$27,375.15	\$1,472,737.34
24	CIRCUIT	\$59,248.92	\$18,893.85	\$15,576.85	\$17,230.92	\$3,704.20	\$313,661.32	\$1,431.00	\$432,178.14
25	CIRCUIT	\$71,831.95	\$27,580.98	\$4,949.56	\$88,888.11	\$14,508.65	\$321,584.70	\$7,527.84	\$541,463.29
26	CIRCUIT	\$122,477.23	\$44,930.84	\$48,140.45	\$34,111.50	\$7,959.74	\$304,057.91	\$4,987.00	\$570,974.35
27	CIRCUIT	\$169,352.40	\$120,154.03	\$1,106.20	\$15,092.33	\$0.00	\$338,193.50	\$0.00	\$647,918.46
28	CIRCUIT	\$22,168.32	\$8,034.84	\$631.00	\$3,900.80	\$76.50	\$25,437.89	\$1,359.00	\$61,608.35
29	CIRCUIT	\$108,467.17	\$61,742.33	\$6,103.00	\$29,729.22	\$3,841.81	\$139,710.31	\$10,364.00	\$362,891.04
30	CIRCUIT	\$86,160.30	\$20,611.08	\$669.00	\$5,725.05	\$1,260.30	\$199,367.50	\$6,275.50	\$321,048.33
31	CIRCUIT	\$92,598.52	\$19,535.35	\$1,642.50	\$13,369.50	\$74.00	\$117,005.54	\$3,979.62	\$248,449.47
STATE TOTAL									\$18,613,168.58
									\$4,094,152.13
									\$2,487,335.54
									\$368,169.60
									\$1,167,307.68
									\$339,405.01
									\$9,587,548.50
									\$372,586.00
									\$196,664.12

**WEST VIRGINIA PUBLIC DEFENDER SERVICES
 APPOINTED COUNSEL FEES PAID BY CASE TYPE
 FISCAL YEAR 2009**

CIRCUIT	FELONY	MISD	MENTAL HYGIENE	JUVENILE	PAROLE PROBAT REV	TERM ABUSE	HABEAS SUP. CT.	OTHER	TOTAL FEE
01 CIRCUIT									
BROOKE	\$42,274.16	\$17,122.03	\$5,308.50	\$9,159.28	\$3,290.17	\$235,267.13	\$0.00	\$1,111.50	\$313,532.77
HANCOCK	\$56,152.47	\$18,941.73	\$2,238.88	\$11,024.02	\$10,346.36	\$232,225.60	\$2,502.50	\$1,005.57	\$334,437.13
OHIO	\$99,414.97	\$47,592.92	\$28,367.79	\$23,913.45	\$225.68	\$328,349.38	\$9,401.00	\$3,109.42	\$540,374.61
TOTAL	\$197,841.60	\$83,656.68	\$35,915.17	\$44,096.75	\$13,862.21	\$795,842.11	\$11,903.50	\$5,226.49	\$1,188,344.51
02 CIRCUIT									
MARSHALL	\$37,166.86	\$8,573.63	\$13,971.88	\$11,865.14	\$2,947.11	\$76,994.56	\$0.00	\$6,960.31	\$158,479.49
TYLER	\$2,210.60	\$867.97	\$1,057.50	\$203.50	\$2,401.33	\$20,737.50	\$0.00	\$0.00	\$27,478.40
WETZEL	\$10,604.26	\$2,931.09	\$11,231.01	\$495.48	\$0.00	\$40,000.20	\$2,996.12	\$2,399.53	\$70,657.69
TOTAL	\$49,981.72	\$12,372.69	\$26,260.39	\$12,564.12	\$5,348.44	\$137,732.26	\$2,996.12	\$9,359.84	\$256,615.58
03 CIRCUIT									
DODDRIDGE	\$28,783.61	\$28,254.47	\$1,721.50	\$20,984.65	\$8,538.41	\$81,338.46	\$1,885.50	\$1,824.31	\$173,330.91
PLEASANTS	\$26,382.24	\$23,252.91	\$381.00	\$4,200.00	\$243.00	\$41,310.30	\$0.00	\$3,821.26	\$99,590.71
RITCHE	\$49,281.09	\$27,316.46	\$1,665.53	\$13,196.17	\$318.50	\$111,297.83	\$0.00	\$2,366.00	\$205,441.58
TOTAL	\$104,446.94	\$78,823.84	\$3,768.03	\$38,380.82	\$9,099.91	\$233,946.59	\$1,885.50	\$8,011.57	\$478,363.20
04 CIRCUIT									
WIRT	\$12,741.89	\$13,132.02	\$238.50	\$4,457.60	\$752.50	\$21,947.48	\$2,897.42	\$719.56	\$56,886.97
WOOD	\$278,745.44	\$582,557.80	\$43,030.83	\$104,315.39	\$25,639.93	\$621,734.13	\$70,466.89	\$34,511.09	\$1,761,001.50
TOTAL	\$291,487.33	\$595,689.82	\$43,269.33	\$108,772.99	\$26,392.43	\$643,681.61	\$73,364.31	\$35,230.65	\$1,817,888.47
05 CIRCUIT									
CALHOUN	\$11,624.33	\$3,520.33	\$803.06	\$2,214.06	\$99.97	\$34,743.50	\$1,119.50	\$0.00	\$54,124.75
JACKSON	\$20,779.06	\$11,809.61	\$195.46	\$9,352.57	\$4,375.95	\$96,986.82	\$7,533.06	\$2,826.92	\$153,859.45
MASON	\$151,852.02	\$93,925.69	\$11,673.19	\$55,357.58	\$31,345.92	\$131,891.94	\$3,815.50	\$10,791.32	\$490,653.16
ROANE	\$120,423.24	\$6,800.10	\$239.63	\$5,470.12	\$842.00	\$81,296.71	\$8,679.18	\$316.53	\$224,067.51
TOTAL	\$304,678.65	\$116,055.73	\$12,911.34	\$72,394.33	\$36,663.84	\$344,918.97	\$21,147.24	\$13,934.77	\$922,704.87
06 CIRCUIT									
CABELL	\$268,423.78	\$51,158.20	\$75,599.19	\$55,563.88	\$22,818.77	\$298,088.51	\$34,161.81	\$11,444.56	\$817,258.70
TOTAL	\$268,423.78	\$51,158.20	\$75,599.19	\$55,563.88	\$22,818.77	\$298,088.51	\$34,161.81	\$11,444.56	\$817,258.70
07 CIRCUIT									
LOGAN	\$73,604.76	\$90,069.16	\$0.00	\$75,915.13	\$3,649.85	\$166,844.12	\$16,881.00	\$3,744.17	\$430,708.19
TOTAL	\$73,604.76	\$90,069.16	\$0.00	\$75,915.13	\$3,649.85	\$166,844.12	\$16,881.00	\$3,744.17	\$430,708.19

**WEST VIRGINIA PUBLIC DEFENDER SERVICES
 APPOINTED COUNSEL FEES PAID BY CASE TYPE
 FISCAL YEAR 2009**

CIRCUIT	FELONY	MISD	MENTAL HYGIENE	JUVENILE	PAROLE PROBAT REV	TERM ABUSE	HABEAS SUP. CT.	OTHER	TOTAL FEE
08 CIRCUIT									
MCDOWELL	\$64,794.27	\$30,141.38	\$137.00	\$14,334.23	\$0.00	\$146,184.53	\$0.00	\$819.07	\$256,410.48
TOTAL	\$64,794.27	\$30,141.38	\$137.00	\$14,334.23	\$0.00	\$146,184.53	\$0.00	\$819.07	\$256,410.48
09 CIRCUIT									
MERCER	\$265,411.41	\$76,327.72	\$34,131.99	\$25,140.81	\$30,206.80	\$383,056.99	\$23,142.13	\$10,135.49	\$847,553.34
TOTAL	\$265,411.41	\$76,327.72	\$34,131.99	\$25,140.81	\$30,206.80	\$383,056.99	\$23,142.13	\$10,135.49	\$847,553.34
10 CIRCUIT									
RALEIGH	\$158,906.65	\$52,512.30	\$0.00	\$12,559.22	\$10,374.27	\$450,050.60	\$6,188.50	\$1,655.58	\$692,247.12
TOTAL	\$158,906.65	\$52,512.30	\$0.00	\$12,559.22	\$10,374.27	\$450,050.60	\$6,188.50	\$1,655.58	\$692,247.12
11 CIRCUIT									
GREENBRIER	\$36,233.79	\$7,210.83	\$2,838.99	\$2,032.48	\$1,348.00	\$110,460.50	\$1,106.00	\$1,590.36	\$162,820.95
POCAHONTAS	\$9,542.23	\$3,501.50	\$1,126.17	\$1,031.00	\$1,876.45	\$29,137.95	\$0.00	\$280.50	\$46,495.80
TOTAL	\$45,776.02	\$10,712.33	\$3,965.16	\$3,063.48	\$3,224.45	\$139,598.45	\$1,106.00	\$1,870.86	\$209,316.75
12 CIRCUIT									
FAYETTE	\$31,990.55	\$10,878.80	\$237.00	\$4,487.50	\$317.50	\$125,635.79	\$1,696.00	\$0.00	\$175,243.14
TOTAL	\$31,990.55	\$10,878.80	\$237.00	\$4,487.50	\$317.50	\$125,635.79	\$1,696.00	\$0.00	\$175,243.14
13 CIRCUIT									
KANAWHA	\$295,880.84	\$193,360.46	\$4,437.77	\$47,070.05	\$13,861.28	\$671,972.86	\$20,626.65	\$8,333.00	\$1,255,542.91
TOTAL	\$295,880.84	\$193,360.46	\$4,437.77	\$47,070.05	\$13,861.28	\$671,972.86	\$20,626.65	\$8,333.00	\$1,255,542.91
14 CIRCUIT									
BRAXTON	\$126,730.70	\$56,314.15	\$962.15	\$30,675.83	\$11,418.88	\$194,417.52	\$975.33	\$9,757.43	\$431,251.99
CLAY	\$22,990.22	\$28,598.34	\$576.07	\$12,415.50	\$2,143.79	\$191,111.84	\$2,412.50	\$1,832.05	\$262,080.31
GILMER	\$26,123.04	\$15,650.75	\$734.50	\$6,917.45	\$2,420.50	\$63,843.22	\$0.00	\$1,922.11	\$117,611.57
WEBSTER	\$17,204.07	\$23,354.74	\$910.72	\$13,018.84	\$2,318.72	\$105,601.62	\$8,053.00	\$1,174.96	\$171,636.67
TOTAL	\$193,048.03	\$123,917.98	\$3,183.44	\$63,027.62	\$18,301.89	\$554,974.20	\$11,440.83	\$14,686.55	\$982,580.54
15 CIRCUIT									
HARRISON	\$39,641.74	\$38,778.56	\$9,601.13	\$25,475.72	\$10,580.68	\$290,978.89	\$19,695.33	\$1,359.05	\$436,111.10
TOTAL	\$39,641.74	\$38,778.56	\$9,601.13	\$25,475.72	\$10,580.68	\$290,978.89	\$19,695.33	\$1,359.05	\$436,111.10
16 CIRCUIT									
MARION	\$167,683.14	\$127,775.24	\$14,589.45	\$88,167.44	\$18,314.90	\$218,220.06	\$14,870.00	\$13,245.51	\$662,865.74
TOTAL	\$167,683.14	\$127,775.24	\$14,589.45	\$88,167.44	\$18,314.90	\$218,220.06	\$14,870.00	\$13,245.51	\$662,865.74

**WEST VIRGINIA PUBLIC DEFENDER SERVICES
 APPOINTED COUNSEL FEES PAID BY CASE TYPE
 FISCAL YEAR 2009**

CIRCUIT	FELONY	MISD	MENTAL HYGIENE	JUVENILE	PAROLE PROBATION REV	TERM ABUSE	HABEAS SUP. CT.	OTHER	TOTAL FEE
17 CIRCUIT									
MONONGALIA	\$212,135.93	\$128,159.71	\$14,456.98	\$42,457.72	\$9,677.00	\$168,520.50	\$17,304.98	\$8,517.37	\$601,230.19
TOTAL	\$212,135.93	\$128,159.71	\$14,456.98	\$42,457.72	\$9,677.00	\$168,520.50	\$17,304.98	\$8,517.37	\$601,230.19
18 CIRCUIT									
PRESTON	\$39,420.91	\$15,518.09	\$0.00	\$19,521.36	\$4,006.82	\$135,122.00	\$2,076.00	\$5,321.89	\$220,987.07
TOTAL	\$39,420.91	\$15,518.09	\$0.00	\$19,521.36	\$4,006.82	\$135,122.00	\$2,076.00	\$5,321.89	\$220,987.07
19 CIRCUIT									
BARBOUR	\$68,065.94	\$57,031.53	\$390.00	\$31,565.60	\$6,028.17	\$77,264.32	\$5,708.00	\$604.50	\$246,658.06
TAYLOR	\$65,262.34	\$39,463.23	\$2,357.99	\$38,248.29	\$12,593.00	\$134,861.64	\$2,972.50	\$4,702.50	\$300,461.49
TOTAL	\$133,328.28	\$96,494.76	\$2,747.99	\$69,813.89	\$18,621.17	\$212,125.96	\$8,680.50	\$5,307.00	\$547,119.55
20 CIRCUIT									
RANDOLPH	\$71,314.40	\$58,257.67	\$1,271.51	\$31,952.99	\$4,416.17	\$151,048.52	\$7,829.00	\$3,259.85	\$329,350.11
TOTAL	\$71,314.40	\$58,257.67	\$1,271.51	\$31,952.99	\$4,416.17	\$151,048.52	\$7,829.00	\$3,259.85	\$329,350.11
21 CIRCUIT									
GRANT	\$29,102.26	\$16,888.83	\$731.59	\$5,095.30	\$2,656.10	\$28,135.00	\$0.00	\$5,502.63	\$88,111.71
MINERAL	\$48,143.66	\$59,515.31	\$1,248.68	\$30,922.42	\$7,976.83	\$75,787.70	\$1,725.38	\$1,911.00	\$227,230.98
TUCKER	\$10,344.81	\$3,867.51	\$0.00	\$623.06	\$503.00	\$15,882.50	\$1,255.11	\$0.00	\$32,475.99
TOTAL	\$87,590.73	\$80,271.65	\$1,980.27	\$36,640.78	\$11,135.93	\$119,805.20	\$2,980.49	\$7,413.63	\$347,818.68
22 CIRCUIT									
HAMPSHIRE	\$53,913.06	\$27,694.06	\$317.00	\$9,528.70	\$7,756.26	\$64,731.16	\$7,098.00	\$3,415.94	\$174,454.18
HARDY	\$46,258.10	\$29,954.81	\$135.27	\$16,151.35	\$6,170.50	\$120,830.78	\$1,961.00	\$853.50	\$222,315.31
PENDLETON	\$11,391.12	\$5,917.58	\$435.63	\$8,639.75	\$2,972.82	\$50,150.66	\$252.00	\$1,110.52	\$80,870.08
TOTAL	\$111,562.28	\$63,566.45	\$887.90	\$34,319.80	\$16,899.58	\$235,712.60	\$9,311.00	\$5,379.96	\$477,639.57
23 CIRCUIT									
BERKELEY	\$88,421.79	\$18,200.12	\$0.00	\$25,803.10	\$15,623.96	\$736,624.36	\$17,759.00	\$1,854.00	\$904,286.33
JEFFERSON	\$41,411.51	\$8,746.58	\$0.00	\$7,736.52	\$2,739.96	\$281,852.50	\$2,701.46	\$65.35	\$345,253.88
MORGAN	\$23,064.06	\$4,406.32	\$0.00	\$0.00	\$1,842.00	\$185,991.65	\$6,914.69	\$978.41	\$223,197.13
TOTAL	\$152,897.36	\$31,353.02	\$0.00	\$33,539.62	\$20,205.92	\$1,204,468.51	\$27,375.15	\$2,897.76	\$1,472,737.34
24 CIRCUIT									
WAYNE	\$59,248.92	\$18,893.85	\$15,576.85	\$17,230.92	\$3,704.20	\$313,661.32	\$1,431.00	\$2,431.08	\$432,178.14
TOTAL	\$59,248.92	\$18,893.85	\$15,576.85	\$17,230.92	\$3,704.20	\$313,661.32	\$1,431.00	\$2,431.08	\$432,178.14

**WEST VIRGINIA PUBLIC DEFENDER SERVICES
 APPOINTED COUNSEL FEES PAID BY CASE TYPE
 FISCAL YEAR 2009**

CIRCUIT	FELONY	MISD	MENTAL HYGIENE	JUVENILE	PAROLE PROBATION REV	TERM ABUSE	HABEAS SUP. CT.	OTHER	TOTAL FEE
25 CIRCUIT									
BOONE	\$45,068.32	\$15,403.59	\$0.00	\$22,174.00	\$5,624.04	\$123,529.50	\$4,927.17	\$1,207.00	\$217,933.62
LINCOLN	\$26,763.63	\$12,177.39	\$4,949.56	\$66,714.11	\$8,884.61	\$198,055.20	\$2,600.67	\$3,384.50	\$323,529.67
TOTAL	\$71,831.95	\$27,580.98	\$4,949.56	\$88,888.11	\$14,508.65	\$321,584.70	\$7,527.84	\$4,591.50	\$541,463.29
26 CIRCUIT									
LEWIS	\$59,832.63	\$16,647.80	\$46,110.66	\$15,783.29	\$2,070.50	\$93,822.91	\$985.50	\$836.00	\$236,089.29
UPSHUR	\$62,644.60	\$28,283.04	\$2,029.79	\$18,328.21	\$5,889.24	\$210,235.00	\$4,001.50	\$3,473.68	\$334,885.06
TOTAL	\$122,477.23	\$44,930.84	\$48,140.45	\$34,111.50	\$7,959.74	\$304,057.91	\$4,987.00	\$4,309.68	\$570,974.35
27 CIRCUIT									
WYOMING	\$169,352.40	\$120,154.03	\$1,106.20	\$15,092.33	\$0.00	\$338,193.50	\$0.00	\$4,020.00	\$647,918.46
TOTAL	\$169,352.40	\$120,154.03	\$1,106.20	\$15,092.33	\$0.00	\$338,193.50	\$0.00	\$4,020.00	\$647,918.46
28 CIRCUIT									
NICHOLAS	\$22,168.32	\$8,034.84	\$631.00	\$3,900.80	\$76.50	\$25,437.89	\$1,359.00	\$0.00	\$61,608.35
TOTAL	\$22,168.32	\$8,034.84	\$631.00	\$3,900.80	\$76.50	\$25,437.89	\$1,359.00	\$0.00	\$61,608.35
29 CIRCUIT									
PUTNAM	\$108,467.17	\$61,742.33	\$6,103.00	\$29,729.22	\$3,841.81	\$139,710.31	\$10,364.00	\$2,933.20	\$362,891.04
TOTAL	\$108,467.17	\$61,742.33	\$6,103.00	\$29,729.22	\$3,841.81	\$139,710.31	\$10,364.00	\$2,933.20	\$362,891.04
30 CIRCUIT									
MINGO	\$86,160.30	\$20,611.08	\$669.00	\$5,725.05	\$1,260.30	\$199,367.50	\$6,275.50	\$979.60	\$321,048.33
TOTAL	\$86,160.30	\$20,611.08	\$669.00	\$5,725.05	\$1,260.30	\$199,367.50	\$6,275.50	\$979.60	\$321,048.33
31 CIRCUIT									
MONROE	\$23,191.19	\$14,279.30	\$1,383.00	\$7,854.37	\$0.00	\$74,195.54	\$2,233.62	\$83.50	\$123,220.52
SUMMERS	\$69,407.33	\$5,256.05	\$259.50	\$5,515.13	\$74.00	\$42,810.00	\$1,746.00	\$160.94	\$125,228.95
TOTAL	\$92,598.52	\$19,535.35	\$1,642.50	\$13,369.50	\$74.00	\$117,005.54	\$3,979.62	\$244.44	\$248,449.47
STATE TOTAL	\$4,094,152.13	\$2,487,335.54	\$368,169.60	\$1,167,307.68	\$339,405.01	\$9,587,548.50	\$372,586.00	\$196,664.12	\$18,613,168.58

APPOINTED *COUNSEL EXPENSES PAID*
BY CASE TYPE

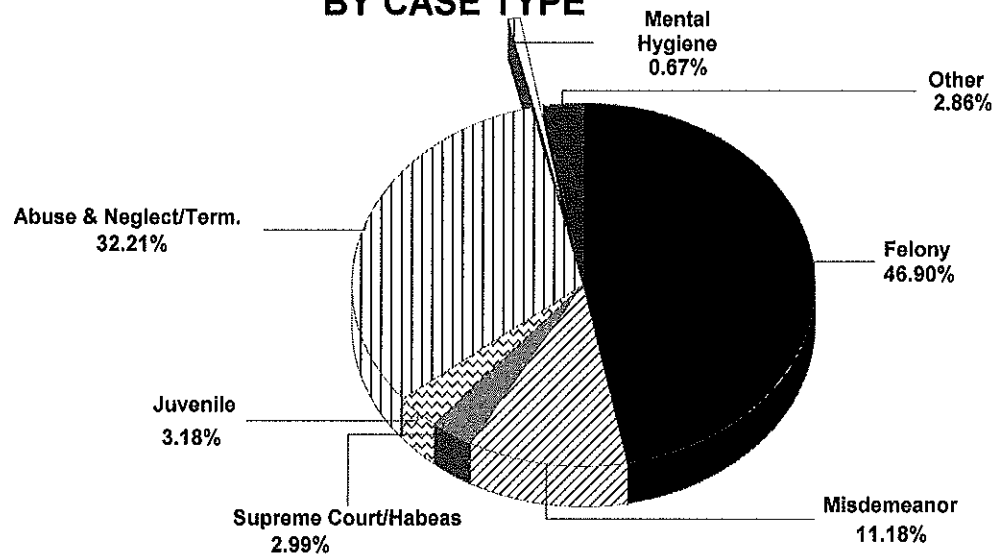
APPOINTED COUNSEL EXPENSES PAID IN FY 2009 INCLUDING DIRECT EXPENSES PAID

Felony	\$891,441.25
Misdemeanor	\$212,520.75
Supreme Court/Habeas	\$56,805.01
Juvenile	\$60,373.34
Abuse & Neglect/Term.	\$612,223.95
Mental Hygiene	\$12,807.49
Other	\$54,370.82

Parole/Probation Rev., Mag. Ct. Appeal,
 Mandamus/Prohibition, Extradition,
 Contempt, Fugitive, Other

TOTAL EXPENSES PAID	\$1,900,542.61
----------------------------	-----------------------

APPOINTED COUNSEL EXPENSES PAID FY 2009 BY CASE TYPE



**WEST VIRGINIA PUBLIC DEFENDER SERVICES
 APPOINTED COUNSEL EXPENSES PAID BY CASE TYPE
 FISCAL YEAR 2009**

CIRCUIT	FELONY	MISD	MENTAL HYGIENE	JUVENILE	PAROLE PROBAT REV	TERM ABUSE	HABEAS SUP. CT.	OTHER	TOTAL EXPENSES
01	CIRCUIT	\$25,767.04	\$2,799.82	\$3,099.34	\$2,744.66	\$35,378.00	\$7,716.01	\$195.66	\$77,934.89
02	CIRCUIT	\$2,625.67	\$230.13	\$142.19	\$144.19	\$6,915.45	\$185.86	\$420.34	\$12,122.77
03	CIRCUIT	\$33,548.43	\$9,596.97	\$4,795.39	\$865.60	\$22,956.87	\$204.87	\$1,443.98	\$73,587.97
04	CIRCUIT	\$104,095.51	\$86,525.04	\$6,414.22	\$5,078.36	\$72,132.09	\$6,801.10	\$3,488.92	\$286,356.02
05	CIRCUIT	\$61,839.60	\$6,842.80	\$6,483.63	\$3,163.78	\$15,173.90	\$3,492.47	\$283.51	\$97,357.33
06	CIRCUIT	\$38,635.89	\$220.82	\$616.92	\$714.69	\$9,241.04	\$4,843.09	\$3,920.97	\$58,468.44
07	CIRCUIT	\$18,631.70	\$3,564.15	\$546.95	\$229.24	\$3,295.59	\$1,133.93	\$340.02	\$27,741.58
08	CIRCUIT	\$17,156.47	\$479.57	\$46.89	\$0.00	\$2,655.72	\$0.00	\$4.00	\$20,342.65
09	CIRCUIT	\$40,449.16	\$7,844.81	\$1,244.98	\$7,982.74	\$37,528.23	\$6,419.50	\$621.65	\$105,610.33
10	CIRCUIT	\$19,047.17	\$7,225.78	\$2,126.14	\$654.53	\$26,900.11	\$1,253.73	\$47.72	\$57,255.18
11	CIRCUIT	\$1,642.32	\$91.99	\$101.44	\$22.25	\$5,038.51	\$838.78	\$2.91	\$7,767.30
12	CIRCUIT	\$3,015.53	\$462.43	\$73.99	\$17.63	\$8,950.16	\$95.94	\$0.00	\$12,615.68
13	CIRCUIT	\$81,341.87	\$3,543.99	\$1,143.73	\$163.73	\$33,668.13	\$648.62	\$72.14	\$120,700.65
14	CIRCUIT	\$27,817.99	\$14,388.63	\$7,561.46	\$2,364.62	\$60,741.03	\$4,959.17	\$1,630.42	\$119,559.02
15	CIRCUIT	\$5,177.25	\$2,075.96	\$593.26	\$353.58	\$14,975.44	\$2,268.01	\$1,174.01	\$26,977.96
16	CIRCUIT	\$12,806.22	\$7,090.50	\$2,260.98	\$404.38	\$9,388.86	\$650.02	\$191.04	\$32,811.02
17	CIRCUIT	\$51,354.81	\$3,568.12	\$1,024.48	\$340.41	\$7,530.44	\$688.13	\$185.06	\$64,828.55
18	CIRCUIT	\$12,165.12	\$615.38	\$994.46	\$310.87	\$10,078.57	\$106.12	\$227.62	\$24,498.14
19	CIRCUIT	\$11,051.46	\$2,529.18	\$1,588.47	\$570.92	\$6,108.08	\$901.08	\$180.92	\$23,009.46
20	CIRCUIT	\$3,859.88	\$3,394.26	\$860.44	\$198.81	\$14,157.10	\$604.48	\$136.62	\$23,219.15
21	CIRCUIT	\$14,053.00	\$1,449.56	\$335.55	\$312.58	\$6,518.14	\$234.11	\$642.56	\$23,556.80
22	CIRCUIT	\$26,184.08	\$3,222.91	\$3,159.89	\$3,030.66	\$11,200.54	\$908.52	\$1,756.49	\$49,463.09
23	CIRCUIT	\$75,108.33	\$3,123.45	\$1,946.09	\$1,877.85	\$115,345.72	\$2,211.70	\$1,840.85	\$201,453.99
24	CIRCUIT	\$6,268.59	\$915.65	\$1,106.03	\$478.51	\$15,539.10	\$142.16	\$198.14	\$24,648.18
25	CIRCUIT	\$6,966.11	\$866.33	\$3,585.18	\$329.06	\$9,410.06	\$1,221.04	\$523.98	\$23,190.67
26	CIRCUIT	\$12,437.55	\$3,418.04	\$2,189.55	\$423.08	\$12,621.28	\$215.09	\$627.45	\$35,539.41
27	CIRCUIT	\$86,481.65	\$29,513.70	\$1,824.21	\$0.00	\$10,302.29	\$0.00	\$297.20	\$128,503.29
28	CIRCUIT	\$6,012.88	\$548.80	\$104.95	\$0.00	\$492.05	\$28.93	\$0.00	\$7,215.20
29	CIRCUIT	\$41,103.50	\$3,957.71	\$3,059.68	\$416.20	\$5,480.72	\$7,211.95	\$267.19	\$61,792.53
30	CIRCUIT	\$7,503.97	\$457.74	\$397.95	\$242.30	\$10,533.93	\$632.95	\$159.50	\$19,928.34
31	CIRCUIT	\$37,292.50	\$1,956.53	\$944.90	\$24.48	\$11,966.80	\$187.65	\$30.24	\$52,487.02
STATE TOTAL		\$891,441.25	\$212,520.75	\$60,373.34	\$33,459.71	\$612,223.95	\$56,805.01	\$20,911.11	\$1,900,542.61

**WEST VIRGINIA PUBLIC DEFENDER SERVICES
 APPOINTED COUNSEL EXPENSES PAID BY CASE TYPE
 FISCAL YEAR 2009**

CIRCUIT	FELONY	MISD	MENTAL HYGIENE	JUVENILE	PAROLE PROBATION REV	TERM ABUSE	HABEAS SUP. CT.	OTHER	TOTAL EXPENSES
01 CIRCUIT									
BROOKE	6,936.81	1,030.01	168.56	248.91	202.08	8,271.07	0.00	76.10	16,933.54
HANCOCK	9,106.99	865.20	49.78	515.57	2,538.20	9,125.01	6,262.53	22.13	28,485.41
OHIO	9,723.24	904.61	16.02	2,334.86	4.38	17,981.92	1,453.48	97.43	32,515.94
TOTAL	\$25,767.04	\$2,799.82	\$234.36	\$3,099.34	\$2,744.66	\$35,378.00	\$7,716.01	\$195.66	\$77,954.89
02 CIRCUIT									
MARSHALL	175.57	23.69	357.65	140.19	43.04	1,084.49	0.00	335.52	2,160.15
TYLER	1,447.16	73.02	72.98	0.00	101.15	964.73	0.00	0.00	2,659.04
WEITZEL	1,002.94	133.42	1,028.31	2.00	0.00	4,866.23	185.86	84.82	7,303.58
TOTAL	\$2,625.67	\$230.13	\$1,458.94	\$142.19	\$144.19	\$6,915.45	\$185.86	\$420.34	\$12,122.77
03 CIRCUIT									
DODDRIDGE	7,984.18	4,400.84	142.98	3,913.00	816.88	9,281.25	204.87	389.15	27,133.15
PLEASANTS	18,283.70	3,031.73	18.18	314.70	16.02	3,642.67	0.00	918.91	26,225.91
RITCHIE	7,280.55	2,164.40	14.70	567.69	32.70	10,032.95	0.00	135.92	20,228.91
TOTAL	\$33,548.43	\$9,596.97	\$175.86	\$4,795.39	\$865.60	\$22,956.87	\$204.87	\$1,443.98	\$73,587.97
04 CIRCUIT									
WIRT	2,949.82	1,687.27	4.54	431.75	64.00	2,801.55	264.95	78.01	8,281.89
WOOD	101,145.69	84,837.77	1,816.24	5,982.47	5,014.36	69,330.54	6,536.15	3,410.91	278,074.13
TOTAL	\$104,095.51	\$86,525.04	\$1,820.78	\$6,414.22	\$5,078.36	\$72,132.09	\$6,801.10	\$3,488.92	\$286,356.02
05 CIRCUIT									
CALHOUN	5,291.30	293.58	0.00	0.00	31.50	1,506.51	46.00	0.00	7,168.89
JACKSON	7,532.24	967.56	11.57	531.42	362.91	6,185.74	387.86	153.38	16,132.68
MASON	11,777.20	4,900.22	66.07	4,217.73	2,769.37	3,061.95	2,653.64	130.13	29,576.31
ROANE	37,238.86	681.44	0.00	1,734.48	0.00	4,419.70	404.97	0.00	44,479.45
TOTAL	\$61,839.60	\$6,842.80	\$77.64	\$6,483.63	\$3,163.78	\$15,173.90	\$3,492.47	\$283.51	\$97,357.33
06 CIRCUIT									
CABELL	38,635.89	220.82	275.02	616.92	714.69	9,241.04	4,843.09	3,920.97	58,468.44
TOTAL	\$38,635.89	\$220.82	\$275.02	\$616.92	\$714.69	\$9,241.04	\$4,843.09	\$3,920.97	\$58,468.44
07 CIRCUIT									
LOGAN	18,631.70	3,564.15	0.00	546.95	229.24	3,295.59	1,133.93	340.02	27,741.58
TOTAL	\$18,631.70	\$3,564.15	\$0.00	\$546.95	\$229.24	\$3,295.59	\$1,133.93	\$340.02	\$27,741.58

**WEST VIRGINIA PUBLIC DEFENDER SERVICES
 APPOINTED COUNSEL EXPENSES PAID BY CASE TYPE
 FISCAL YEAR 2009**

CIRCUIT	FELONY	MISD	MENTAL HYGIENE	JUVENILE	PAROLE			HABEAS SUP. CT.	OTHER	TOTAL EXPENSES
					PROBATION REV	TERM ABUSE	REVISIONS			
08 CIRCUIT										
MCDOWELL	17,156.47	479.57	0.00	46.89	0.00	2,655.72	0.00	4.00	20,342.65	
TOTAL	\$17,156.47	\$479.57	\$0.00	\$46.89	\$0.00	\$2,655.72	\$0.00	\$4.00	\$20,342.65	
09 CIRCUIT										
MERCER	40,449.16	7,844.81	3,519.26	1,244.98	7,982.74	37,528.23	6,419.50	621.65	105,610.33	
TOTAL	\$40,449.16	\$7,844.81	\$3,519.26	\$1,244.98	\$7,982.74	\$37,528.23	\$6,419.50	\$621.65	\$105,610.33	
10 CIRCUIT										
RALEIGH	19,047.17	7,225.78	0.00	2,126.14	654.53	26,900.11	1,253.73	47.72	57,255.18	
TOTAL	\$19,047.17	\$7,225.78	\$0.00	\$2,126.14	\$654.53	\$26,900.11	\$1,253.73	\$47.72	\$57,255.18	
11 CIRCUIT										
GREENBRIER	1,084.12	91.99	0.00	101.44	22.25	3,782.63	838.78	2.91	5,924.12	
POCAHONTAS	558.20	0.00	29.10	0.00	0.00	1,255.88	0.00	0.00	1,843.18	
TOTAL	\$1,642.32	\$91.99	\$29.10	\$101.44	\$22.25	\$5,038.51	\$838.78	\$2.91	\$7,767.30	
12 CIRCUIT										
FAYETTE	3,015.53	462.43	0.00	73.99	17.63	8,950.16	95.94	0.00	12,615.68	
TOTAL	\$3,015.53	\$462.43	\$0.00	\$73.99	\$17.63	\$8,950.16	\$95.94	\$0.00	\$12,615.68	
13 CIRCUIT										
KANAWHA	81,341.87	3,543.99	118.44	1,143.73	163.73	33,668.13	648.62	72.14	120,700.65	
TOTAL	\$81,341.87	\$3,543.99	\$118.44	\$1,143.73	\$163.73	\$33,668.13	\$648.62	\$72.14	\$120,700.65	
14 CIRCUIT										
BRAXTON	18,640.74	7,877.71	0.00	4,305.55	1,442.16	18,657.10	133.15	1,154.52	52,210.93	
CLAY	3,190.90	2,731.26	95.08	1,179.87	458.11	19,697.02	324.50	172.24	27,848.98	
GILMER	2,332.70	1,922.81	0.00	313.52	157.42	10,345.72	0.00	202.53	15,274.70	
WEBSTER	3,653.65	1,856.85	0.62	1,762.52	306.93	12,041.19	4,501.52	101.13	24,224.41	
TOTAL	\$27,817.99	\$14,388.63	\$95.70	\$7,561.46	\$2,364.62	\$60,741.03	\$4,959.17	\$1,630.42	\$119,559.02	
15 CIRCUIT										
HARRISON	5,177.25	2,075.96	360.45	593.26	353.58	14,975.44	2,268.01	1,174.01	26,977.96	
TOTAL	\$5,177.25	\$2,075.96	\$360.45	\$593.26	\$353.58	\$14,975.44	\$2,268.01	\$1,174.01	\$26,977.96	
16 CIRCUIT										
MARION	12,806.22	7,090.50	19.02	2,260.98	404.38	9,388.86	650.02	191.04	32,811.02	
TOTAL	\$12,806.22	\$7,090.50	\$19.02	\$2,260.98	\$404.38	\$9,388.86	\$650.02	\$191.04	\$32,811.02	

**WEST VIRGINIA PUBLIC DEFENDER SERVICES
 APPOINTED COUNSEL EXPENSES PAID BY CASE TYPE
 FISCAL YEAR 2009**

CIRCUIT	FELONY	MISD	MENTAL HYGIENE	JUVENILE	PAROLE PROBAT REV	TERM ABUSE	HABEAS SUP. CT.	OTHER	TOTAL EXPENSES
17 CIRCUIT									
MONONGALIA	51,354.81	3,568.12	137.10	1,024.48	340.41	7,530.44	688.13	185.06	64,828.55
TOTAL	\$51,354.81	\$3,568.12	\$137.10	\$1,024.48	\$340.41	\$7,530.44	\$688.13	\$185.06	\$64,828.55
18 CIRCUIT									
PRESTON	12,165.12	615.38	0.00	994.46	310.87	10,078.57	106.12	227.62	24,498.14
TOTAL	\$12,165.12	\$615.38	\$0.00	\$994.46	\$310.87	\$10,078.57	\$106.12	\$227.62	\$24,498.14
19 CIRCUIT									
BARBOUR	9,037.60	1,560.66	3.83	717.23	73.14	2,261.70	567.45	9.93	14,231.54
TAYLOR	2,013.86	968.52	75.52	871.24	497.78	3,846.38	333.63	170.99	8,777.92
TOTAL	\$11,051.46	\$2,529.18	\$79.35	\$1,588.47	\$570.92	\$6,108.08	\$901.08	\$180.92	\$23,009.46
20 CIRCUIT									
RANDOLPH	3,859.88	3,394.26	7.56	860.44	198.81	14,157.10	604.48	136.62	23,219.15
TOTAL	\$3,859.88	\$3,394.26	\$7.56	\$860.44	\$198.81	\$14,157.10	\$604.48	\$136.62	\$23,219.15
21 CIRCUIT									
GRANT	2,219.54	296.36	8.90	15.68	71.68	1,626.46	0.00	638.04	4,876.66
MINERAL	9,674.79	784.48	2.40	298.07	193.73	1,053.85	110.18	4.52	12,122.02
TUCKER	2,158.67	368.72	0.00	21.80	47.17	3,837.83	123.93	0.00	6,558.12
TOTAL	\$14,053.00	\$1,449.56	\$11.30	\$335.55	\$312.58	\$6,518.14	\$234.11	\$642.56	\$23,556.80
22 CIRCUIT									
HAMPSHIRE	13,708.32	2,406.77	0.00	2,611.27	751.09	648.04	789.08	191.80	21,106.37
HARDY	10,208.30	744.38	0.00	220.55	2,271.72	5,721.92	115.24	12.00	19,294.11
PENDLETON	2,267.46	71.76	0.00	328.07	7.85	4,830.58	4.20	1,552.69	9,062.61
TOTAL	\$26,184.08	\$3,222.91	\$0.00	\$3,159.89	\$3,030.66	\$11,200.54	\$908.52	\$1,756.49	\$49,463.09
23 CIRCUIT									
BERKELEY	28,001.96	713.62	0.00	1,490.40	1,632.55	61,790.84	1,463.63	1,717.99	96,810.99
JEFFERSON	35,068.00	635.82	0.00	455.69	104.24	35,271.49	242.94	38.02	71,816.20
MORGAN	12,038.37	1,774.01	0.00	0.00	141.06	18,283.39	505.13	84.84	32,826.80
TOTAL	\$75,108.33	\$3,123.45	\$0.00	\$1,946.09	\$1,877.85	\$115,345.72	\$2,211.70	\$1,840.85	\$201,453.99
24 CIRCUIT									
WAYNE	6,268.59	915.65	0.00	1,106.03	478.51	15,539.10	142.16	198.14	24,648.18
TOTAL	\$6,268.59	\$915.65	\$0.00	\$1,106.03	\$478.51	\$15,539.10	\$142.16	\$198.14	\$24,648.18

**WEST VIRGINIA PUBLIC DEFENDER SERVICES
 APPOINTED COUNSEL EXPENSES PAID BY CASE TYPE
 FISCAL YEAR 2009**

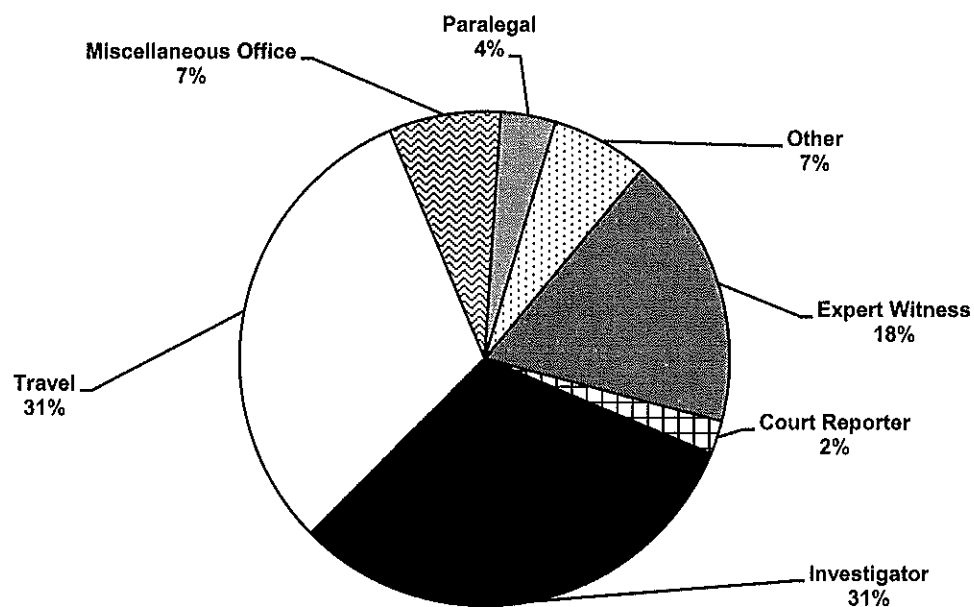
CIRCUIT	FELONY	MISD	MENTAL HYGIENE	JUVENILE	PAROLE PROBAT REV	TERM ABUSE	HABEAS SUP. CT.	OTHER	TOTAL EXPENSES
25 CIRCUIT									
BOONE	5,303.68	468.02	0.00	311.18	26.56	2,564.22	929.89	25.53	9,629.08
LINCOLN	1,662.43	398.31	288.91	3,274.00	302.50	6,845.84	291.15	498.45	13,561.59
TOTAL	\$6,966.11	\$866.33	\$288.91	\$3,585.18	\$329.06	\$9,410.06	\$1,221.04	\$523.98	\$23,190.67
26 CIRCUIT									
LEWIS	8,342.88	2,244.54	3,387.60	1,435.24	242.87	3,916.66	33.15	89.34	19,692.28
UPSHUR	4,094.67	1,173.50	219.77	754.31	180.21	8,704.62	181.94	538.11	15,847.13
TOTAL	\$12,437.55	\$3,418.04	\$3,607.37	\$2,189.55	\$423.08	\$12,621.28	\$215.09	\$627.45	\$35,539.41
27 CIRCUIT									
WYOMING	86,481.65	29,513.70	84.24	1,824.21	0.00	10,302.29	0.00	297.20	128,503.29
TOTAL	\$86,481.65	\$29,513.70	\$84.24	\$1,824.21	\$0.00	\$10,302.29	\$0.00	\$297.20	\$128,503.29
28 CIRCUIT									
NICHOLAS	6,012.88	548.80	27.59	104.95	0.00	492.05	28.93	0.00	7,215.20
TOTAL	\$6,012.88	\$548.80	\$27.59	\$104.95	\$0.00	\$492.05	\$28.93	\$0.00	\$7,215.20
29 CIRCUIT									
PUTNAM	41,103.50	3,957.71	295.58	3,059.68	416.20	5,480.72	7,211.95	267.19	61,792.53
TOTAL	\$41,103.50	\$3,957.71	\$295.58	\$3,059.68	\$416.20	\$5,480.72	\$7,211.95	\$267.19	\$61,792.53
30 CIRCUIT									
MINGO	7,503.97	457.74	0.00	397.95	242.30	10,533.93	632.95	159.50	19,928.34
TOTAL	\$7,503.97	\$457.74	\$0.00	\$397.95	\$242.30	\$10,533.93	\$632.95	\$159.50	\$19,928.34
31 CIRCUIT									
MONROE	4,421.05	1,589.61	58.72	502.97	0.00	9,870.80	118.15	0.00	16,561.30
SUMMERS	32,871.45	366.92	25.20	441.93	24.48	2,096.00	69.50	30.24	35,925.72
TOTAL	\$37,292.50	\$1,956.53	\$83.92	\$944.90	\$24.48	\$11,966.80	\$187.65	\$30.24	\$52,487.02
TOTAL	\$891,441.25	\$212,520.75	\$12,807.49	\$60,373.34	\$33,459.71	\$612,223.95	\$56,805.01	\$20,911.11	\$1,900,542.61

**APPOINTED COUNSEL EXPENSES PAID
BY CATEGORY**

Appointed Counsel Expenses by Category for FY 2009

Expert Witness	\$340,476.89
Court Reporter	\$41,885.12
Investigator	\$594,449.86
Travel	\$591,012.71
Miscellaneous Office	\$139,860.64
Paralegal	\$68,568.99
Other	\$122,814.41
Total Expenses	\$1,899,068.62

APPOINTED COUNSEL EXPENSES BY CATEGORY FOR FY 2009



**WEST VIRGINIA PUBLIC DEFENDER SERVICES
 TOTAL EXPENSES BY CATEGORY
 FISCAL YEAR 2009**

CIRCUIT COUNTY	EXPERT WITNESS	COURT REPORTER	INVESTIGATOR	TRAVEL	MISC OFFICE	PARALEGAL	OTHER	EXPENSE TOTAL
01 CIRCUIT	\$23,474.97	\$6,660.35	\$1,901.79	\$24,310.05	\$11,300.26	\$1,269.01	\$9,018.46	\$77,934.89
02 CIRCUIT	\$0.00	\$893.80	\$2,800.21	\$7,335.30	\$613.22	\$165.00	\$315.24	\$12,122.77
03 CIRCUIT	\$600.00	\$1,229.00	\$29,548.31	\$31,447.61	\$2,171.05	\$242.40	\$8,349.60	\$73,587.97
04 CIRCUIT	\$8,459.28	\$1,762.45	\$197,663.01	\$58,189.82	\$10,875.57	\$6,478.10	\$2,927.79	\$286,356.02
05 CIRCUIT	\$23,514.30	\$3,960.34	\$25,427.44	\$27,963.52	\$6,185.80	\$1,076.40	\$9,229.53	\$97,357.33
06 CIRCUIT	\$800.00	\$542.72	\$29,240.90	\$9,374.19	\$3,972.94	\$4,888.00	\$9,649.69	\$58,468.44
07 CIRCUIT	\$5,397.02	\$3,761.90	\$4,496.07	\$7,085.34	\$3,277.74	\$2,805.73	\$917.78	\$27,741.58
08 CIRCUIT	\$12,988.39	\$0.00	\$1,496.55	\$4,472.59	\$1,281.20	\$3.92	\$100.00	\$20,342.65
09 CIRCUIT	\$18,179.68	\$1,436.00	\$21,925.56	\$47,528.64	\$9,662.04	\$606.00	\$6,272.41	\$105,610.33
10 CIRCUIT	\$5,095.00	\$354.20	\$15,340.14	\$20,973.26	\$6,069.16	\$8,929.00	\$494.42	\$57,255.18
11 CIRCUIT	\$1,550.00	\$748.00	\$0.00	\$4,588.33	\$301.25	\$0.00	\$579.72	\$7,767.30
12 CIRCUIT	\$3,195.52	\$140.10	\$975.90	\$6,625.31	\$1,678.85	\$0.00	\$0.00	\$12,615.68
13 CIRCUIT	\$16,657.50	\$3,041.25	\$55,064.64	\$25,587.32	\$11,272.61	\$5,132.85	\$3,944.48	\$120,700.65
14 CIRCUIT	\$5,637.73	\$1,109.47	\$1,656.31	\$101,568.06	\$5,149.75	\$0.00	\$4,437.70	\$119,559.02
15 CIRCUIT	\$6,246.87	\$638.18	\$1,437.83	\$8,136.23	\$5,473.84	\$2,309.08	\$2,735.93	\$26,977.96
16 CIRCUIT	\$7,164.63	\$361.50	\$4,338.39	\$7,244.71	\$6,094.18	\$0.00	\$7,607.61	\$32,811.02
17 CIRCUIT	\$8,126.32	\$625.13	\$24,852.61	\$9,446.39	\$4,752.27	\$234.00	\$16,791.83	\$64,828.55
18 CIRCUIT	\$1,892.00	\$1,247.18	\$7,649.47	\$9,191.39	\$2,556.50	\$104.00	\$1,857.60	\$24,498.14
19 CIRCUIT	\$2,250.00	\$558.30	\$3,650.38	\$8,394.59	\$7,176.44	\$900.00	\$79.75	\$23,009.46
20 CIRCUIT	\$8,749.49	\$366.50	\$0.00	\$6,087.18	\$2,608.04	\$3,594.00	\$1,813.94	\$23,219.15
21 CIRCUIT	\$13,390.00	\$202.05	\$643.56	\$4,936.13	\$2,331.06	\$1,454.00	\$600.00	\$23,556.80
22 CIRCUIT	\$35,764.68	\$423.50	\$275.34	\$8,623.96	\$3,100.51	\$375.08	\$900.02	\$49,463.09
23 CIRCUIT	\$102,099.86	\$9,498.56	\$19,377.58	\$34,338.83	\$12,160.62	\$7,194.00	\$16,784.54	\$201,453.99
24 CIRCUIT	\$0.00	\$0.00	\$2,257.23	\$11,974.25	\$2,505.43	\$7,817.52	\$93.75	\$24,648.18
25 CIRCUIT	\$3,110.00	\$147.90	\$1,321.43	\$15,316.42	\$1,941.17	\$100.00	\$1,253.75	\$23,190.67
26 CIRCUIT	\$5,817.99	\$310.00	\$1,950.06	\$24,569.21	\$2,892.15	\$0.00	\$0.00	\$35,539.41
27 CIRCUIT	\$0.00	\$139.35	\$100,365.52	\$11,959.30	\$2,977.12	\$11,370.00	\$1,692.00	\$128,503.29
28 CIRCUIT	\$1,359.00	\$490.15	\$2,940.64	\$1,597.51	\$762.90	\$0.00	\$65.00	\$7,215.20
29 CIRCUIT	\$13,112.48	\$672.45	\$23,710.14	\$12,163.12	\$6,639.14	\$1,133.00	\$4,362.20	\$61,792.53
30 CIRCUIT	\$0.00	\$77.00	\$131.70	\$19,128.02	\$591.62	\$0.00	\$0.00	\$19,928.34
31 CIRCUIT	\$6,400.00	\$510.20	\$12,817.35	\$20,856.13	\$1,486.21	\$387.90	\$10,029.23	\$52,487.02
STATE TOTAL	\$341,032.71	\$41,907.53	\$595,256.06	\$591,012.71	\$139,860.64	\$68,568.99	\$122,903.97	\$1,900,542.61

**WEST VIRGINIA PUBLIC DEFENDER SERVICES
 TOTAL EXPENSES BY CATEGORY
 FISCAL YEAR 2009**

CIRCUIT COUNTY	EXPERT WITNESS	COURT REPORTER	INVESTIGATOR	TRAVEL	MISC OFFICE	PARALEGAL	OTHER	EXPENSE TOTAL
01 CIRCUIT								
BROOKE	\$4,450.00	\$639.10	\$750.00	\$8,763.43	\$1,369.67	\$82.50	\$878.84	\$16,933.54
HANCOCK	\$10,075.00	\$5,958.55	\$827.65	\$9,860.90	\$1,576.76	\$60.50	\$126.05	\$28,485.41
OHIO	\$8,949.97	\$62.70	\$324.14	\$5,685.72	\$8,353.83	\$1,126.01	\$8,013.57	\$32,515.94
TOTAL	\$23,474.97	\$6,660.35	\$1,901.79	\$24,310.05	\$11,300.26	\$1,269.01	\$9,018.46	\$77,934.89
02 CIRCUIT								
MARSHALL	\$0.00	\$313.75	\$0.00	\$1,549.93	\$296.47	\$0.00	\$0.00	\$2,160.15
TYLER	\$0.00	\$0.00	\$1,329.79	\$1,308.39	\$20.86	\$0.00	\$0.00	\$2,659.04
WETZEL	\$0.00	\$580.05	\$1,470.42	\$4,476.98	\$295.89	\$165.00	\$315.24	\$7,303.58
TOTAL	\$0.00	\$893.80	\$2,800.21	\$7,335.30	\$613.22	\$165.00	\$315.24	\$12,122.77
03 CIRCUIT								
DODDRIDGE	\$0.00	\$185.50	\$12,112.05	\$13,926.63	\$760.57	\$148.40	\$0.00	\$27,133.15
PLEASANTS	\$0.00	\$0.00	\$11,006.37	\$6,688.69	\$481.25	\$0.00	\$8,049.60	\$26,225.91
RITCHIE	\$600.00	\$1,043.50	\$6,429.89	\$10,832.29	\$929.23	\$94.00	\$300.00	\$20,228.91
TOTAL	\$600.00	\$1,229.00	\$29,548.31	\$31,447.61	\$2,171.05	\$242.40	\$8,349.60	\$73,587.97
04 CIRCUIT								
WIRT	\$0.00	\$120.00	\$3,845.07	\$3,909.39	\$288.55	\$118.20	\$0.68	\$8,281.89
WOOD	\$8,459.28	\$1,642.45	\$193,817.94	\$54,280.43	\$10,587.02	\$6,359.90	\$2,927.11	\$278,074.13
TOTAL	\$8,459.28	\$1,762.45	\$197,663.01	\$58,189.82	\$10,875.57	\$6,478.10	\$2,927.79	\$286,356.02
05 CIRCUIT								
CALHOUN	\$0.00	\$46.00	\$1,823.06	\$3,326.81	\$73.02	\$0.00	\$1,900.00	\$7,168.89
JACKSON	\$1,200.00	\$406.75	\$5,174.18	\$7,200.12	\$1,226.63	\$0.00	\$925.00	\$16,132.68
MASON	\$2,971.06	\$1,078.25	\$7,973.78	\$9,536.24	\$3,439.68	\$486.40	\$4,090.90	\$29,576.31
ROANE	\$19,343.24	\$2,429.34	\$10,456.42	\$7,900.35	\$1,446.47	\$590.00	\$2,313.63	\$44,479.45
TOTAL	\$23,514.30	\$3,960.34	\$25,427.44	\$27,963.52	\$6,185.80	\$1,076.40	\$9,229.53	\$97,357.33
06 CIRCUIT								
CABELL	\$800.00	\$542.72	\$29,240.90	\$9,374.19	\$3,972.94	\$4,888.00	\$9,649.69	\$58,468.44
TOTAL	\$800.00	\$542.72	\$29,240.90	\$9,374.19	\$3,972.94	\$4,888.00	\$9,649.69	\$58,468.44
07 CIRCUIT								
LOGAN	\$5,397.02	\$3,761.90	\$4,496.07	\$7,085.34	\$3,277.74	\$2,805.73	\$917.78	\$27,741.58
TOTAL	\$5,397.02	\$3,761.90	\$4,496.07	\$7,085.34	\$3,277.74	\$2,805.73	\$917.78	\$27,741.58

**WEST VIRGINIA PUBLIC DEFENDER SERVICES
 TOTAL EXPENSES BY CATEGORY
 FISCAL YEAR 2009**

CIRCUIT COUNTY	EXPERT WITNESS	COURT REPORTER	INVESTIGATOR	TRAVEL	MISC OFFICE	PARALEGAL	OTHER	EXPENSE TOTAL
08 CIRCUIT								
MCDOWELL	\$12,988.39	\$0.00	\$1,496.55	\$4,472.59	\$1,281.20	\$3.92	\$100.00	\$20,342.65
TOTAL	\$12,988.39	\$0.00	\$1,496.55	\$4,472.59	\$1,281.20	\$3.92	\$100.00	\$20,342.65
09 CIRCUIT								
MERCER	\$18,179.68	\$1,436.00	\$21,925.56	\$47,528.64	\$9,662.04	\$606.00	\$6,272.41	\$105,610.33
TOTAL	\$18,179.68	\$1,436.00	\$21,925.56	\$47,528.64	\$9,662.04	\$606.00	\$6,272.41	\$105,610.33
10 CIRCUIT								
RALEIGH	\$5,095.00	\$354.20	\$15,340.14	\$20,973.26	\$6,069.16	\$8,929.00	\$494.42	\$57,255.18
TOTAL	\$5,095.00	\$354.20	\$15,340.14	\$20,973.26	\$6,069.16	\$8,929.00	\$494.42	\$57,255.18
11 CIRCUIT								
GREENBRIER	\$1,550.00	\$748.00	\$0.00	\$2,759.76	\$286.64	\$0.00	\$579.72	\$5,924.12
POCAHONTAS	\$0.00	\$0.00	\$0.00	\$1,828.57	\$14.61	\$0.00	\$0.00	\$1,843.18
TOTAL	\$1,550.00	\$748.00	\$0.00	\$4,588.33	\$301.25	\$0.00	\$579.72	\$7,767.30
12 CIRCUIT								
FAYETTE	\$3,195.52	\$140.10	\$975.90	\$6,625.31	\$1,678.85	\$0.00	\$0.00	\$12,615.68
TOTAL	\$3,195.52	\$140.10	\$975.90	\$6,625.31	\$1,678.85	\$0.00	\$0.00	\$12,615.68
13 CIRCUIT								
KANAWHA	\$16,657.50	\$3,041.25	\$55,064.64	\$25,587.32	\$11,272.61	\$5,132.85	\$3,944.48	\$120,700.65
TOTAL	\$16,657.50	\$3,041.25	\$55,064.64	\$25,587.32	\$11,272.61	\$5,132.85	\$3,944.48	\$120,700.65
14 CIRCUIT								
BRAXTON	\$2,637.73	\$401.00	\$281.48	\$47,374.11	\$1,511.82	\$0.00	\$4.79	\$52,210.93
CLAY	\$3,000.00	\$46.20	\$1,374.83	\$22,575.37	\$852.58	\$0.00	\$0.00	\$27,848.98
GILMER	\$0.00	\$202.00	\$0.00	\$14,345.94	\$726.76	\$0.00	\$0.00	\$15,274.70
WEBSTER	\$0.00	\$460.27	\$0.00	\$17,272.64	\$2,058.59	\$0.00	\$4,432.91	\$24,224.41
TOTAL	\$5,637.73	\$1,109.47	\$1,656.31	\$101,568.06	\$5,149.75	\$0.00	\$4,437.70	\$119,559.02
15 CIRCUIT								
HARRISON	\$6,246.87	\$638.18	\$1,437.83	\$8,136.23	\$5,473.84	\$2,309.08	\$2,735.93	\$26,977.96
TOTAL	\$6,246.87	\$638.18	\$1,437.83	\$8,136.23	\$5,473.84	\$2,309.08	\$2,735.93	\$26,977.96
16 CIRCUIT								
MARION	\$7,164.63	\$361.50	\$4,338.39	\$7,244.71	\$6,094.18	\$0.00	\$7,607.61	\$32,811.02
TOTAL	\$7,164.63	\$361.50	\$4,338.39	\$7,244.71	\$6,094.18	\$0.00	\$7,607.61	\$32,811.02

**WEST VIRGINIA PUBLIC DEFENDER SERVICES
 TOTAL EXPENSES BY CATEGORY
 FISCAL YEAR 2009**

CIRCUIT COUNTY	EXPERT WITNESS	COURT REPORTER	INVESTIGATOR	TRAVEL	MISC OFFICE	PARALEGAL	OTHER	EXPENSE TOTAL
17 CIRCUIT								
MONONGALIA	\$8,126.32	\$625.13	\$24,852.61	\$9,446.39	\$4,752.27	\$234.00	\$16,791.83	\$64,828.55
TOTAL	\$8,126.32	\$625.13	\$24,852.61	\$9,446.39	\$4,752.27	\$234.00	\$16,791.83	\$64,828.55
18 CIRCUIT								
PRESTON	\$1,892.00	\$1,247.18	\$7,649.47	\$9,191.39	\$2,556.50	\$104.00	\$1,857.60	\$24,498.14
TOTAL	\$1,892.00	\$1,247.18	\$7,649.47	\$9,191.39	\$2,556.50	\$104.00	\$1,857.60	\$24,498.14
19 CIRCUIT								
BARBOUR	\$2,250.00	\$222.50	\$3,625.38	\$2,612.63	\$4,541.28	\$900.00	\$79.75	\$14,231.54
TAYLOR	\$0.00	\$335.80	\$25.00	\$5,781.96	\$2,635.16	\$0.00	\$0.00	\$8,777.92
TOTAL	\$2,250.00	\$558.30	\$3,650.38	\$8,394.59	\$7,176.44	\$900.00	\$79.75	\$23,009.46
20 CIRCUIT								
RANDOLPH	\$8,749.49	\$366.50	\$0.00	\$6,087.18	\$2,608.04	\$3,594.00	\$1,813.94	\$23,219.15
TOTAL	\$8,749.49	\$366.50	\$0.00	\$6,087.18	\$2,608.04	\$3,594.00	\$1,813.94	\$23,219.15
21 CIRCUIT								
GRANT	\$2,750.00	\$0.00	\$20.00	\$1,290.98	\$215.68	\$0.00	\$600.00	\$4,876.66
MINERAL	\$7,950.00	\$202.05	\$623.56	\$1,492.09	\$1,810.32	\$44.00	\$0.00	\$12,122.02
TUCKER	\$2,690.00	\$0.00	\$0.00	\$2,153.06	\$305.06	\$1,410.00	\$0.00	\$6,558.12
TOTAL	\$13,390.00	\$202.05	\$643.56	\$4,936.13	\$2,331.06	\$1,454.00	\$600.00	\$23,556.80
22 CIRCUIT								
HAMPSHIRE	\$15,947.38	\$84.70	\$71.34	\$3,253.95	\$1,315.40	\$238.00	\$195.60	\$21,106.37
HARDY	\$13,375.00	\$338.80	\$204.00	\$3,468.32	\$1,711.49	\$157.08	\$59.42	\$19,294.11
PENDLETON	\$6,442.30	\$0.00	\$0.00	\$1,901.69	\$73.62	\$0.00	\$645.00	\$9,062.61
TOTAL	\$35,764.68	\$423.50	\$275.34	\$8,623.96	\$3,100.51	\$375.08	\$900.02	\$49,463.09
23 CIRCUIT								
BERKELEY	\$46,359.29	\$4,091.95	\$8,353.96	\$16,351.94	\$8,334.16	\$2,726.00	\$10,593.69	\$96,810.99
JEFFERSON	\$41,943.07	\$3,446.50	\$7,760.53	\$7,994.78	\$2,388.46	\$3,984.00	\$4,298.86	\$71,816.20
MORGAN	\$13,797.50	\$1,960.11	\$3,263.09	\$9,992.11	\$1,438.00	\$484.00	\$1,891.99	\$32,826.80
TOTAL	\$102,099.86	\$9,498.56	\$19,377.58	\$34,338.83	\$12,160.62	\$7,194.00	\$16,784.54	\$201,453.99
24 CIRCUIT								
WAYNE	\$0.00	\$0.00	\$2,257.23	\$11,974.25	\$2,505.43	\$7,817.52	\$93.75	\$24,648.18
TOTAL	\$0.00	\$0.00	\$2,257.23	\$11,974.25	\$2,505.43	\$7,817.52	\$93.75	\$24,648.18

**WEST VIRGINIA PUBLIC DEFENDER SERVICES
 TOTAL EXPENSES BY CATEGORY
 FISCAL YEAR 2009**

CIRCUIT COUNTY	EXPERT WITNESS	COURT REPORTER	INVESTIGATOR	TRAVEL	MISC OFFICE	PARALEGAL	OTHER	EXPENSE TOTAL
25 CIRCUIT								
BOONE	\$3,110.00	\$147.90	\$418.03	\$3,771.85	\$1,078.60	\$0.00	\$1,102.70	\$9,629.08
LINCOLN	\$0.00	\$0.00	\$903.40	\$11,544.57	\$862.57	\$100.00	\$151.05	\$13,561.59
TOTAL	\$3,110.00	\$147.90	\$1,321.43	\$15,316.42	\$1,941.17	\$100.00	\$1,253.75	\$23,190.67
26 CIRCUIT								
LEWIS	\$3,817.99	\$194.00	\$1,704.42	\$12,277.44	\$1,698.43	\$0.00	\$0.00	\$19,692.28
UPSHUR	\$2,000.00	\$116.00	\$245.64	\$12,291.77	\$1,193.72	\$0.00	\$0.00	\$15,847.13
TOTAL	\$5,817.99	\$310.00	\$1,950.06	\$24,569.21	\$2,892.15	\$0.00	\$0.00	\$35,539.41
27 CIRCUIT								
WYOMING	\$0.00	\$139.35	\$100,365.52	\$11,959.30	\$2,977.12	\$11,370.00	\$1,692.00	\$128,503.29
TOTAL	\$0.00	\$139.35	\$100,365.52	\$11,959.30	\$2,977.12	\$11,370.00	\$1,692.00	\$128,503.29
28 CIRCUIT								
NICHOLAS	\$1,359.00	\$490.15	\$2,940.64	\$1,597.51	\$762.90	\$0.00	\$65.00	\$7,215.20
TOTAL	\$1,359.00	\$490.15	\$2,940.64	\$1,597.51	\$762.90	\$0.00	\$65.00	\$7,215.20
29 CIRCUIT								
PUTNAM	\$13,112.48	\$672.45	\$23,710.14	\$12,163.12	\$6,639.14	\$1,133.00	\$4,362.20	\$61,792.53
TOTAL	\$13,112.48	\$672.45	\$23,710.14	\$12,163.12	\$6,639.14	\$1,133.00	\$4,362.20	\$61,792.53
30 CIRCUIT								
MINGO	\$0.00	\$77.00	\$131.70	\$19,128.02	\$591.62	\$0.00	\$0.00	\$19,928.34
TOTAL	\$0.00	\$77.00	\$131.70	\$19,128.02	\$591.62	\$0.00	\$0.00	\$19,928.34
31 CIRCUIT								
MONROE	\$0.00	\$73.15	\$1,536.37	\$14,176.40	\$672.67	\$0.00	\$102.71	\$16,561.30
SUMMERS	\$6,400.00	\$437.05	\$11,280.98	\$6,679.73	\$813.54	\$387.90	\$9,926.52	\$35,925.72
TOTAL	\$6,400.00	\$510.20	\$12,817.35	\$20,856.13	\$1,486.21	\$387.90	\$10,029.23	\$52,487.02
STATE TOTAL	\$341,032.71	\$41,907.53	\$595,256.06	\$591,012.71	\$139,860.64	\$68,568.99	\$122,903.97	\$1,900,542.61

**APPOINTED COUNSEL DIRECT
EXPENSE CLAIMS
BY CASE TYPE**

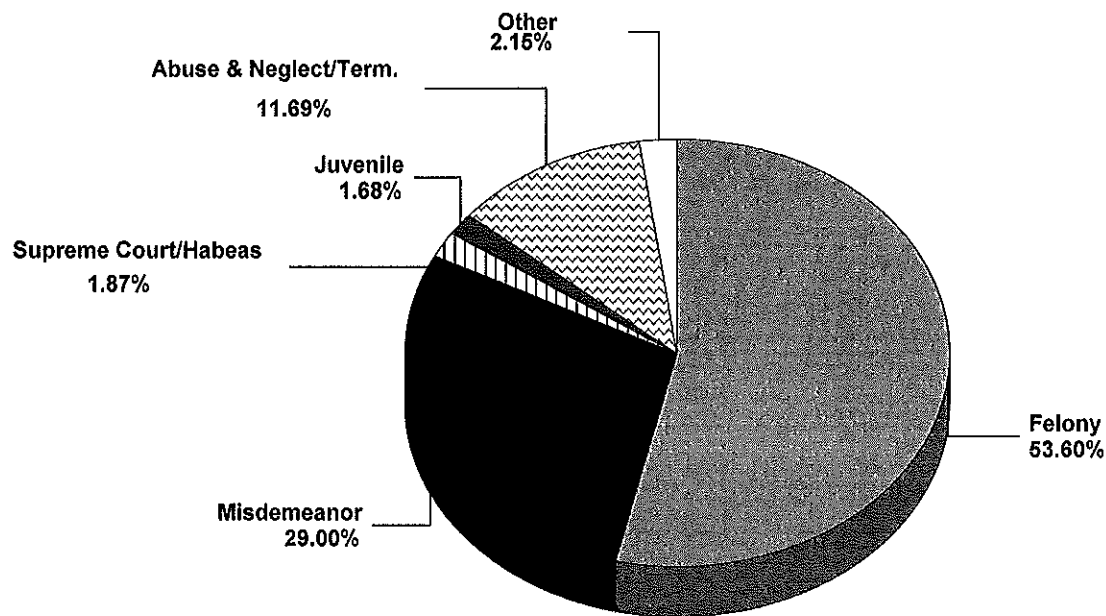
APPOINTED COUNSEL DIRECT EXPENSE CLAIMS PAID IN FY 2009

Felony	573
Misdemeanor	310
Supreme Court/Habeas	20
Juvenile	18
Abuse & Neglect/Term.	125
Other	23

Parole/Probation Rev., Mag. Ct. Appeal, Mandamus/Prohibition, Extradition, Contempt, Fugitive, Other
--

TOTAL CLAIMS PAID	1,069
--------------------------	--------------

APPOINTED COUNSEL DIRECT EXPENSE CLAIMS PAID FY 2009 BY CASE TYPE



**WEST VIRGINIA PUBLIC DEFENDER SERVICES
 TOTAL DIRECT EXPENSE CLAIMS PAID FY 2009**

CIRCUIT COUNTY	FELONY	MISD.	MENTAL HYGIENE	JUVENILE	PAROLE PROBAT REV	TERM ABUSE	HABEAS SUP. CT.	OTHER	TOTAL CLAIMS
01 CIRCUIT	9	1	0	0	2	4	1	0	17
02 CIRCUIT	2	0	0	0	0	1	0	0	3
03 CIRCUIT	17	9	0	3	0	3	0	2	34
04 CIRCUIT	203	220	0	3	6	34	12	3	481
05 CIRCUIT	21	4	0	2	0	4	1	0	32
06 CIRCUIT	17	0	0	0	0	1	1	2	21
07 CIRCUIT	5	0	0	0	0	0	0	0	5
08 CIRCUIT	3	0	0	0	0	0	0	0	3
09 CIRCUIT	11	2	0	0	1	1	1	0	16
10 CIRCUIT	9	11	0	4	0	5	1	0	30
11 CIRCUIT	1	0	0	0	0	1	1	0	3
12 CIRCUIT	1	0	0	0	0	1	0	0	2
13 CIRCUIT	53	0	0	0	0	7	0	0	60
14 CIRCUIT	3	0	0	0	0	1	1	0	5
15 CIRCUIT	1	1	0	0	0	6	1	1	10
16 CIRCUIT	12	1	0	1	0	9	0	0	23
17 CIRCUIT	16	1	0	0	0	3	0	0	20
18 CIRCUIT	7	0	0	0	0	2	0	0	9
19 CIRCUIT	3	0	0	0	0	0	0	0	3
20 CIRCUIT	1	0	0	0	0	3	0	0	4
21 CIRCUIT	8	0	0	0	0	2	0	1	11
22 CIRCUIT	10	1	0	2	1	6	0	1	21
23 CIRCUIT	40	0	0	0	1	27	0	1	69
24 CIRCUIT	2	0	0	0	0	0	0	0	2
25 CIRCUIT	5	0	0	0	0	0	0	1	6
26 CIRCUIT	2	2	0	0	0	1	0	0	5
27 CIRCUIT	89	56	0	1	0	3	0	0	149
29 CIRCUIT	15	1	0	2	0	0	0	0	18
31 CIRCUIT	7	0	0	0	0	0	0	0	7
STATE TOTAL	573	310	0	18	11	125	20	12	1,069

**WEST VIRGINIA PUBLIC DEFENDER SERVICES
 TOTAL DIRECT EXPENSE CLAIMS PAID FY 2009**

CIRCUIT COUNTY	FELONY	MISD.	MENTAL HYGIENE	JUVENILE	PAROLE PROBAT REV	TERM ABUSE	HABEAS SUP. CT.	OTHER	TOTAL CLAIMS
01 CIRCUIT									
BROOKE	3	0	0	0	0	2	0	0	5
HANCOCK	1	1	0	0	2	1	1	0	6
OHIO	5	0	0	0	0	1	0	0	6
TOTAL	9	1	0	0	2	4	1	0	17
02 CIRCUIT									
MARSHALL	0	0	0	0	0	1	0	0	1
TYLER	2	0	0	0	0	0	0	0	2
TOTAL	2	0	0	0	0	1	0	0	3
03 CIRCUIT									
DODDRIDGE	7	4	0	3	0	0	0	1	15
PLEASANTS	5	3	0	0	0	0	0	1	9
RITCHIE	5	2	0	0	0	3	0	0	10
TOTAL	17	9	0	3	0	3	0	2	34
04 CIRCUIT									
WIRT	3	2	0	0	0	0	0	0	5
WOOD	200	218	0	3	6	34	12	3	476
TOTAL	203	220	0	3	6	34	12	3	481
05 CIRCUIT									
CALHOUN	1	0	0	0	0	0	0	0	1
JACKSON	4	1	0	0	0	2	0	0	7
MASON	5	3	0	1	0	0	1	0	10
ROANE	11	0	0	1	0	2	0	0	14
TOTAL	21	4	0	2	0	4	1	0	32
06 CIRCUIT									
CABELL	17	0	0	0	0	1	1	2	21
TOTAL	17	0	0	0	0	1	1	2	21
07 CIRCUIT									
LOGAN	5	0	0	0	0	0	0	0	5
TOTAL	5	0	0	0	0	0	0	0	5
08 CIRCUIT									
MCDOWELL	3	0	0	0	0	0	0	0	3
TOTAL	3	0	0	0	0	0	0	0	3
09 CIRCUIT									
MERCER	11	2	0	0	1	1	1	0	16
TOTAL	11	2	0	0	1	1	1	0	16
10 CIRCUIT									
RALEIGH	9	11	0	4	0	5	1	0	30
TOTAL	9	11	0	4	0	5	1	0	30
11 CIRCUIT									
GREENBRIER	1	0	0	0	0	1	1	0	3
TOTAL	1	0	0	0	0	1	1	0	3
12 CIRCUIT									
FAYETTE	1	0	0	0	0	1	0	0	2
TOTAL	1	0	0	0	0	1	0	0	2
13 CIRCUIT									
KANAWHA	53	0	0	0	0	7	0	0	60
TOTAL	53	0	0	0	0	7	0	0	60

**WEST VIRGINIA PUBLIC DEFENDER SERVICES
 TOTAL DIRECT EXPENSE CLAIMS PAID FY 2009**

CIRCUIT COUNTY	FELONY	MISD.	MENTAL HYGIENE	JUVENILE	PAROLE PROBAT REV	TERM ABUSE	HABEAS SUP. CT.	OTHER	TOTAL CLAIMS
14 CIRCUIT									
BRAXTON	1	0	0	0	0	0	0	0	1
CLAY	1	0	0	0	0	1	0	0	2
WEBSTER	1	0	0	0	0	0	1	0	2
TOTAL	3	0	0	0	0	1	1	0	5
15 CIRCUIT									
HARRISON	1	1	0	0	0	6	1	1	10
TOTAL	1	1	0	0	0	6	1	1	10
16 CIRCUIT									
MARION	12	1	0	1	0	9	0	0	23
TOTAL	12	1	0	1	0	9	0	0	23
17 CIRCUIT									
MONONGALIA	16	1	0	0	0	3	0	0	20
TOTAL	16	1	0	0	0	3	0	0	20
18 CIRCUIT									
PRESTON	7	0	0	0	0	2	0	0	9
TOTAL	7	0	0	0	0	2	0	0	9
19 CIRCUIT									
BARBOUR	3	0	0	0	0	0	0	0	3
TOTAL	3	0	0	0	0	0	0	0	3
20 CIRCUIT									
RANDOLPH	1	0	0	0	0	3	0	0	4
TOTAL	1	0	0	0	0	3	0	0	4
21 CIRCUIT									
GRANT	2	0	0	0	0	1	0	1	4
MINERAL	6	0	0	0	0	0	0	0	6
TUCKER	0	0	0	0	0	1	0	0	1
TOTAL	8	0	0	0	0	2	0	1	11
22 CIRCUIT									
HAMPSHIRE	5	1	0	2	1	0	0	0	9
HARDY	4	0	0	0	0	3	0	0	7
PENDLETON	1	0	0	0	0	3	0	1	5
TOTAL	10	1	0	2	1	6	0	1	21
23 CIRCUIT									
BERKELEY	18	0	0	0	1	13	0	1	33
JEFFERSON	17	0	0	0	0	9	0	0	26
MORGAN	5	0	0	0	0	5	0	0	10
TOTAL	40	0	0	0	1	27	0	1	69
24 CIRCUIT									
WAYNE	2	0	0	0	0	0	0	0	2
TOTAL	2	0	0	0	0	0	0	0	2
25 CIRCUIT									
BOONE	4	0	0	0	0	0	0	0	4
LINCOLN	1	0	0	0	0	0	0	1	2
TOTAL	5	0	0	0	0	0	0	1	6

**WEST VIRGINIA PUBLIC DEFENDER SERVICES
 TOTAL DIRECT EXPENSE CLAIMS PAID FY 2009**

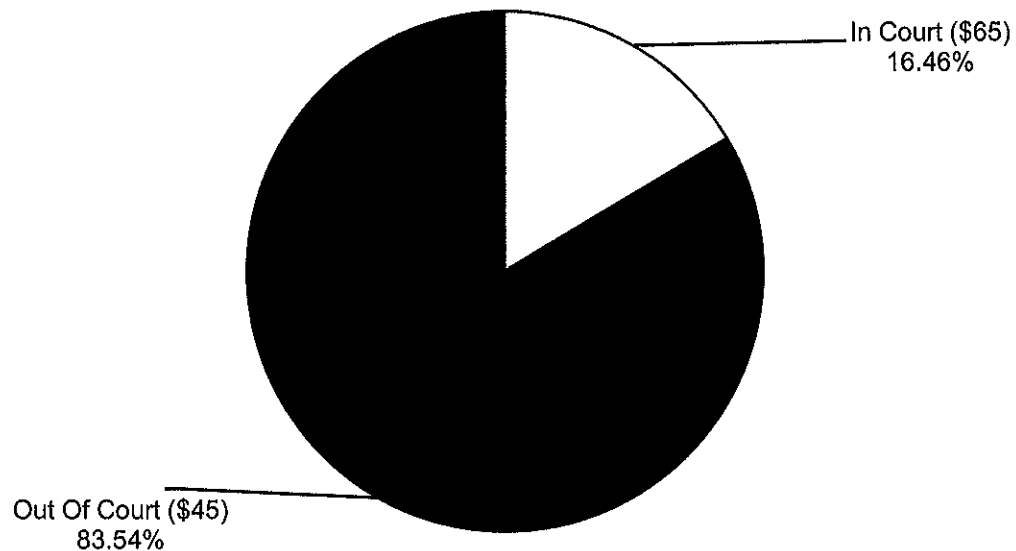
CIRCUIT COUNTY	FELONY	MISD.	MENTAL HYGIENE	JUVENILE	PAROLE PROBAT REV	TERM ABUSE	HABEAS SUP. CT.	OTHER	TOTAL CLAIMS
26 CIRCUIT									
LEWIS	2	2	0	0	0	0	0	0	4
UPSHUR	0	0	0	0	0	1	0	0	1
TOTAL	2	2	0	0	0	1	0	0	5
27 CIRCUIT									
WYOMING	89	56	0	1	0	3	0	0	149
TOTAL	89	56	0	1	0	3	0	0	149
29 CIRCUIT									
PUTNAM	15	1	0	2	0	0	0	0	18
TOTAL	15	1	0	2	0	0	0	0	18
31 CIRCUIT									
MONROE	3	0	0	0	0	0	0	0	3
SUMMERS	4	0	0	0	0	0	0	0	4
TOTAL	7	0	0	0	0	0	0	0	7
STATE TOTAL	573	310	0	18	11	125	20	12	1,069

**APPOINTED COUNSEL HOURS PAID
IN COURT/OUT OF COURT**

APPOINTED COUNSEL HOURS PAID IN COURT/OUT OF COURT FOR FY 2009

In Court (\$65)	63,316.45
Out Of Court (\$45)	321,247.25
Total Hours Paid	384,563.70

APPOINTED COUNSEL HOURS PAID FY 2009 IN COURT/OUT OF COURT



**WEST VIRGINIA PUBLIC DEFENDER SERVICES
 APPOINTED COUNSEL IN/OUT OF COURT HOURS
 FISCAL YEAR 2009**

CIRCUIT	IN COURT	OUT OF COURT	TOTAL HOURS
01 CIRCUIT TOTAL	3,011.70	21,995.18	25,006.88
02 CIRCUIT TOTAL	905.10	4,370.10	5,275.20
03 CIRCUIT TOTAL	1,360.30	8,650.81	10,011.11
04 CIRCUIT TOTAL	4,660.50	33,570.81	38,231.31
05 CIRCUIT TOTAL	3,613.60	15,207.96	18,821.56
06 CIRCUIT TOTAL	4,094.80	12,184.58	16,279.38
07 CIRCUIT TOTAL	1,615.10	7,214.40	8,829.50
08 CIRCUIT TOTAL	790.50	4,546.10	5,336.60
09 CIRCUIT TOTAL	2,945.70	14,535.51	17,481.21
10 CIRCUIT TOTAL	2,434.10	11,836.80	14,270.90
11 CIRCUIT TOTAL	527.60	3,885.80	4,413.40
12 CIRCUIT TOTAL	591.50	3,037.10	3,628.60
13 CIRCUIT TOTAL	4,173.30	21,815.15	25,988.45
14 CIRCUIT TOTAL	3,536.00	16,691.43	20,227.43
15 CIRCUIT TOTAL	1,288.50	7,816.60	9,105.10
16 CIRCUIT TOTAL	1,240.10	12,901.02	14,141.12
17 CIRCUIT TOTAL	1,598.60	11,016.33	12,614.93
18 CIRCUIT TOTAL	403.60	4,318.60	4,722.20
19 CIRCUIT TOTAL	892.80	10,838.80	11,731.60
20 CIRCUIT TOTAL	1,209.30	5,545.50	6,754.80
21 CIRCUIT TOTAL	980.60	6,289.40	7,270.00
22 CIRCUIT TOTAL	2,056.20	7,618.90	9,675.10
23 CIRCUIT TOTAL	6,672.80	23,062.10	29,734.90
24 CIRCUIT TOTAL	2,688.40	5,703.90	8,392.30
25 CIRCUIT TOTAL	2,536.80	8,353.08	10,889.88
26 CIRCUIT TOTAL	1,594.30	10,361.50	11,955.80
27 CIRCUIT TOTAL	1,689.60	11,917.80	13,607.40
28 CIRCUIT TOTAL	293.70	941.50	1,235.20
29 CIRCUIT TOTAL	1,315.20	6,123.60	7,438.80
30 CIRCUIT TOTAL	1,560.75	4,871.88	6,432.63
31 CIRCUIT TOTAL	1,035.40	4,025.00	5,060.40
STATE TOTAL	63,316.45	321,247.25	384,563.70

**WEST VIRGINIA PUBLIC DEFENDER SERVICES
 APPOINTED COUNSEL IN/OUT OF COURT HOURS
 FISCAL YEAR 2009**

CIRCUIT/COUNTY	IN COURT	OUT OF COURT	TOTAL HOURS
01 CIRCUIT			
BROOKE	838.70	5,752.00	6,590.70
HANCOCK	1,024.50	5,917.58	6,942.08
OHIO	1,148.50	10,325.60	11,474.10
TOTAL	3,011.70	21,995.18	25,006.88
02 CIRCUIT			
MARSHALL	539.10	2,727.70	3,266.80
TYLER	111.10	448.80	559.90
WETZEL	254.90	1,193.60	1,448.50
TOTAL	905.10	4,370.10	5,275.20
03 CIRCUIT			
DODDRIDGE	495.10	3,132.40	3,627.50
PLEASANTS	230.20	1,877.20	2,107.40
RITCHIE	635.00	3,641.21	4,276.21
TOTAL	1,360.30	8,650.81	10,011.11
04 CIRCUIT			
WIRT	137.50	1,062.30	1,199.80
WOOD	4,523.00	32,508.51	37,031.51
TOTAL	4,660.50	33,570.81	38,231.31
05 CIRCUIT			
CALHOUN	203.60	906.00	1,109.60
JACKSON	675.90	2,433.46	3,109.36
MASON	1,761.20	8,318.80	10,080.00
ROANE	972.90	3,549.70	4,522.60
TOTAL	3,613.60	15,207.96	18,821.56
06 CIRCUIT			
CABELL	4,094.80	12,184.58	16,279.38
TOTAL	4,094.80	12,184.58	16,279.38
07 CIRCUIT			
LOGAN	1,615.10	7,214.40	8,829.50
TOTAL	1,615.10	7,214.40	8,829.50
08 CIRCUIT			
MCDOWELL	790.50	4,546.10	5,336.60
TOTAL	790.50	4,546.10	5,336.60
09 CIRCUIT			
MERCER	2,945.70	14,535.51	17,481.21
TOTAL	2,945.70	14,535.51	17,481.21
10 CIRCUIT			
RALEIGH	2,434.10	11,836.80	14,270.90
TOTAL	2,434.10	11,836.80	14,270.90
11 CIRCUIT			
GREENBRIER	389.40	3,053.60	3,443.00
POCAHONTAS	138.20	832.20	970.40
TOTAL	527.60	3,885.80	4,413.40
12 CIRCUIT			
FAYETTE	591.50	3,037.10	3,628.60
TOTAL	591.50	3,037.10	3,628.60

**WEST VIRGINIA PUBLIC DEFENDER SERVICES
 APPOINTED COUNSEL IN/OUT OF COURT HOURS
 FISCAL YEAR 2009**

CIRCUIT/COUNTY	IN COURT	OUT OF COURT	TOTAL HOURS
13 CIRCUIT			
KANAWHA	4,173.30	21,815.15	25,988.45
TOTAL	4,173.30	21,815.15	25,988.45
14 CIRCUIT			
BRAXTON	1,637.60	7,202.20	8,839.80
CLAY	977.70	4,403.80	5,381.50
GILMER	386.80	2,047.70	2,434.50
WEBSTER	533.90	3,037.73	3,571.63
TOTAL	3,536.00	16,691.43	20,227.43
15 CIRCUIT			
HARRISON	1,288.50	7,816.60	9,105.10
TOTAL	1,288.50	7,816.60	9,105.10
16 CIRCUIT			
MARION	1,240.10	12,901.02	14,141.12
TOTAL	1,240.10	12,901.02	14,141.12
17 CIRCUIT			
MONONGALIA	1,598.60	11,016.33	12,614.93
TOTAL	1,598.60	11,016.33	12,614.93
18 CIRCUIT			
PRESTON	403.60	4,318.60	4,722.20
TOTAL	403.60	4,318.60	4,722.20
19 CIRCUIT			
BARBOUR	324.10	4,988.70	5,312.80
TAYLOR	568.70	5,850.10	6,418.80
TOTAL	892.80	10,838.80	11,731.60
20 CIRCUIT			
RANDOLPH	1,209.30	5,545.50	6,754.80
TOTAL	1,209.30	5,545.50	6,754.80
21 CIRCUIT			
GRANT	225.40	1,627.70	1,853.10
MINERAL	669.10	4,069.40	4,738.50
TUCKER	86.10	592.30	678.40
TOTAL	980.60	6,289.40	7,270.00
22 CIRCUIT			
HAMPSHIRE	877.80	2,601.10	3,478.90
HARDY	899.20	3,631.90	4,531.10
PENDLETON	279.20	1,385.90	1,665.10
TOTAL	2,056.20	7,618.90	9,675.10
23 CIRCUIT			
BERKELEY	4,086.80	14,170.10	18,256.90
JEFFERSON	1,498.30	5,510.10	7,008.40
MORGAN	1,087.70	3,381.90	4,469.60
TOTAL	6,672.80	23,062.10	29,734.90
24 CIRCUIT			
WAYNE	2,688.40	5,703.90	8,392.30
TOTAL	2,688.40	5,703.90	8,392.30
25 CIRCUIT			
BOONE	1,370.00	2,859.08	4,229.08
LINCOLN	1,166.80	5,494.00	6,660.80
TOTAL	2,536.80	8,353.08	10,889.88

**WEST VIRGINIA PUBLIC DEFENDER SERVICES
APPOINTED COUNSEL IN/OUT OF COURT HOURS
FISCAL YEAR 2009**

CIRCUIT/COUNTY	IN COURT	OUT OF COURT	TOTAL HOURS
26 CIRCUIT			
LEWIS	700.20	4,225.40	4,925.60
UPSHUR	894.10	6,136.10	7,030.20
TOTAL	1,594.30	10,361.50	11,955.80
27 CIRCUIT			
WYOMING	1,689.60	11,917.80	13,607.40
TOTAL	1,689.60	11,917.80	13,607.40
28 CIRCUIT			
NICHOLAS	293.70	941.50	1,235.20
TOTAL	293.70	941.50	1,235.20
29 CIRCUIT			
PUTNAM	1,315.20	6,123.60	7,438.80
TOTAL	1,315.20	6,123.60	7,438.80
30 CIRCUIT			
MINGO	1,560.75	4,871.88	6,432.63
TOTAL	1,560.75	4,871.88	6,432.63
31 CIRCUIT			
MONROE	492.10	2,020.30	2,512.40
SUMMERS	543.30	2,004.70	2,548.00
TOTAL	1,035.40	4,025.00	5,060.40
STATE TOTAL	63,316.45	321,247.25	384,563.70

**APPOINTED COUNSEL CLAIMS PAID
BY CASE TYPE**

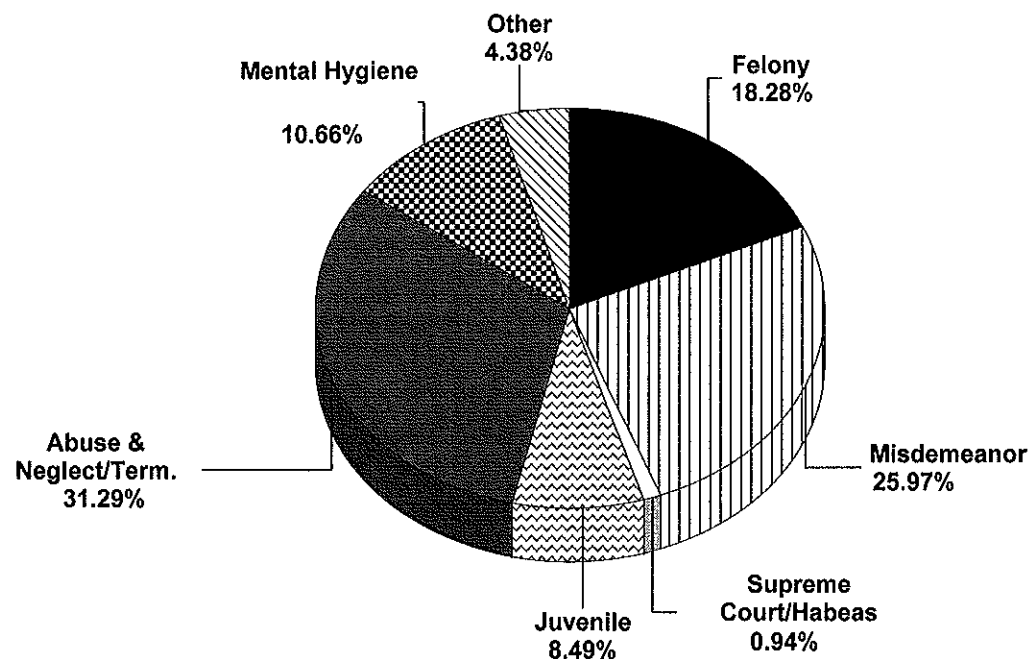
APPOINTED COUNSEL CLAIMS PAID IN FY 2009

Felony	4,579
Misdemeanor	6,505
Supreme Court/Habeas	235
Juvenile	2,126
Abuse & Neglect/Term.	7,839
Mental Hygiene	2,670
Other	1,097

Parole/Probation Rev., Mag. Ct. Appeal,
 Mandamus/Prohibition, Extradition,
 Contempt, Fugitive, Other

TOTAL CLAIMS PAID **25,051**

APPOINTED COUNSEL CLAIMS PAID FY 2009 BY CASE TYPE



**WEST VIRGINIA PUBLIC DEFENDER SERVICES
 APPOINTED COUNSEL CLAIMS PAID BY CASE TYPE
 FISCAL YEAR 2009**

CIRCUIT	FELONY	MISD	MENTAL HYGIENE	JUVENILE	PAROLE PROBAT REV	TERM ABUSE	HABEAS SUP. CT.	OTHER	TOTAL CLAIMS
01 CIRCUIT TOTAL	161	163	267	61	18	394	7	7	1,078
02 CIRCUIT TOTAL	47	44	180	25	9	117	2	8	432
03 CIRCUIT TOTAL	90	172	13	46	14	182	1	23	541
04 CIRCUIT TOTAL	573	1,276	430	227	72	720	50	100	3,448
05 CIRCUIT TOTAL	231	240	76	103	48	387	17	22	1,124
06 CIRCUIT TOTAL	273	117	612	205	48	317	17	22	1,611
07 CIRCUIT TOTAL	101	472	0	94	11	139	5	9	831
08 CIRCUIT TOTAL	47	56	1	26	0	126	0	4	260
09 CIRCUIT TOTAL	295	246	193	43	46	332	19	13	1,187
10 CIRCUIT TOTAL	132	143	0	21	16	526	6	4	848
11 CIRCUIT TOTAL	44	25	33	8	5	87	2	4	208
12 CIRCUIT TOTAL	50	49	1	8	3	119	3	0	233
13 CIRCUIT TOTAL	404	522	36	96	32	708	12	15	1,825
14 CIRCUIT TOTAL	170	298	19	76	28	344	8	39	982
15 CIRCUIT TOTAL	42	81	73	45	13	232	9	4	499
16 CIRCUIT TOTAL	197	352	132	118	38	207	8	29	1,081
17 CIRCUIT TOTAL	205	315	126	73	27	153	5	26	930
18 CIRCUIT TOTAL	30	15	0	26	11	83	2	6	173
19 CIRCUIT TOTAL	140	230	14	147	26	146	3	13	719
20 CIRCUIT TOTAL	78	187	10	46	14	114	6	11	466
21 CIRCUIT TOTAL	147	262	23	139	35	93	3	17	719
22 CIRCUIT TOTAL	110	174	8	41	36	128	5	23	525
23 CIRCUIT TOTAL	198	84	0	70	18	735	20	6	1,131
24 CIRCUIT TOTAL	59	51	46	42	11	297	2	9	517
25 CIRCUIT TOTAL	88	78	18	142	25	283	8	10	652
26 CIRCUIT TOTAL	92	128	308	71	20	204	5	11	839
27 CIRCUIT TOTAL	230	344	5	31	0	290	0	2	902
28 CIRCUIT TOTAL	39	41	6	9	1	51	1	0	148
29 CIRCUIT TOTAL	94	168	25	47	17	76	3	9	439
30 CIRCUIT TOTAL	96	68	5	11	3	145	3	3	334
31 CIRCUIT TOTAL	116	104	10	29	1	104	3	2	369
STATE TOTAL	4,579	6,505	2,670	2,126	646	7,839	235	451	25,051

**WEST VIRGINIA PUBLIC DEFENDER SERVICES
 APPOINTED COUNSEL CLAIMS PAID BY CASE TYPE
 FISCAL YEAR 2009**

CIRCUIT COUNTY	FELONY	MISD	MENTAL HYGIENE	JUVENILE	PAROLE PROBAT REV	TERM ABUSE	HABEAS SUP. CT.	OTHER	TOTAL CLAIMS
01 CIRCUIT									
BROOKE	26	30	28	8	3	112	0	1	208
HANCOCK	60	44	10	11	14	131	3	4	277
OHIO	75	89	229	42	1	151	4	2	593
TOTAL	161	163	267	61	18	394	7	7	1,078
02 CIRCUIT									
MARSHALL	29	32	104	20	5	71	0	5	266
TYLER	6	3	9	1	4	14	0	0	37
WETZEL	12	9	67	4	0	32	2	3	129
TOTAL	47	44	180	25	9	117	2	8	432
03 CIRCUIT									
DODDRIDGE	29	62	5	24	12	61	1	8	202
PLEASANTS	23	54	2	6	1	32	0	11	129
RITCHIE	38	56	6	16	1	89	0	4	210
TOTAL	90	172	13	46	14	182	1	23	541
04 CIRCUIT									
WIRT	12	33	2	9	2	28	4	2	92
WOOD	561	1,243	428	218	70	692	46	98	3,356
TOTAL	573	1,276	430	227	72	720	50	100	3,448
05 CIRCUIT									
CALHOUN	10	8	4	5	1	35	1	0	64
JACKSON	31	26	1	7	7	65	9	6	152
MASON	149	190	69	78	38	110	4	14	652
ROANE	41	16	2	13	2	177	3	2	256
TOTAL	231	240	76	103	48	387	17	22	1,124
06 CIRCUIT									
CABELL	273	117	612	205	48	317	17	22	1,611
TOTAL	273	117	612	205	48	317	17	22	1,611
07 CIRCUIT									
LOGAN	101	472	0	94	11	139	5	9	831
TOTAL	101	472	0	94	11	139	5	9	831
08 CIRCUIT									
MCDOWELL	47	56	1	26	0	126	0	4	260
TOTAL	47	56	1	26	0	126	0	4	260
09 CIRCUIT									
MERCER	295	246	193	43	46	332	19	13	1,187
TOTAL	295	246	193	43	46	332	19	13	1,187
10 CIRCUIT									
RALEIGH	132	143	0	21	16	526	6	4	848
TOTAL	132	143	0	21	16	526	6	4	848

**WEST VIRGINIA PUBLIC DEFENDER SERVICES
 APPOINTED COUNSEL CLAIMS PAID BY CASE TYPE
 FISCAL YEAR 2009**

CIRCUIT COUNTY	FELONY	MISD	MENTAL HYGIENE	JUVENILE	PAROLE PROBATION REV	TERM ABUSE	HABEAS SUP. CT.	OTHER	TOTAL CLAIMS
11 CIRCUIT									
GREENBRIER	35	21	28	6	3	54	2	3	152
POCAHONTAS	9	4	5	2	2	33	0	1	56
TOTAL	44	25	33	8	5	87	2	4	208
12 CIRCUIT									
FAYETTE	50	49	1	8	3	119	3	0	233
TOTAL	50	49	1	8	3	119	3	0	233
13 CIRCUIT									
KANAWHA	404	522	36	96	32	708	12	15	1,825
TOTAL	404	522	36	96	32	708	12	15	1,825
14 CIRCUIT									
BRAXTON	119	132	7	42	15	109	3	14	441
CLAY	17	64	2	15	3	113	2	3	219
GILMER	15	28	5	9	6	47	0	15	125
WEBSTER	19	74	5	10	4	75	3	7	197
TOTAL	170	298	19	76	28	344	8	39	982
15 CIRCUIT									
HARRISON	42	81	73	45	13	232	9	4	499
TOTAL	42	81	73	45	13	232	9	4	499
16 CIRCUIT									
MARION	197	352	132	118	38	207	8	29	1,081
TOTAL	197	352	132	118	38	207	8	29	1,081
17 CIRCUIT									
MONONGALIA	205	315	126	73	27	153	5	26	930
TOTAL	205	315	126	73	27	153	5	26	930
18 CIRCUIT									
PRESTON	30	15	0	26	11	83	2	6	173
TOTAL	30	15	0	26	11	83	2	6	173
19 CIRCUIT									
BARBOUR	55	133	2	63	7	53	2	2	317
TAYLOR	85	97	12	84	19	93	1	11	402
TOTAL	140	230	14	147	26	146	3	13	719
20 CIRCUIT									
RANDOLPH	78	187	10	46	14	114	6	11	466
TOTAL	78	187	10	46	14	114	6	11	466
21 CIRCUIT									
GRANT	33	38	7	17	9	12	0	11	127
MINERAL	102	212	16	118	25	70	2	6	551
TUCKER	12	12	0	4	1	11	1	0	41
TOTAL	147	262	23	139	35	93	3	17	719

**WEST VIRGINIA PUBLIC DEFENDER SERVICES
 APPOINTED COUNSEL CLAIMS PAID BY CASE TYPE
 FISCAL YEAR 2009**

CIRCUIT COUNTY	FELONY	MISD	MENTAL HYGIENE	JUVENILE	PAROLE PROBATION REV	TERM ABUSE	HABEAS SUP. CT.	OTHER	TOTAL CLAIMS
22 CIRCUIT									
HAMPSHIRE	64	88	3	15	17	55	2	14	258
HARDY	34	76	1	14	13	52	1	5	196
PENDLETON	12	10	4	12	6	21	2	4	71
TOTAL	110	174	8	41	36	128	5	23	525
23 CIRCUIT									
BERKELEY	112	45	0	49	8	499	10	2	725
JEFFERSON	70	32	0	21	6	141	3	1	274
MORGAN	16	7	0	0	4	95	7	3	132
TOTAL	198	84	0	70	18	735	20	6	1,131
24 CIRCUIT									
WAYNE	59	51	46	42	11	297	2	9	517
TOTAL	59	51	46	42	11	297	2	9	517
25 CIRCUIT									
BOONE	51	51	0	49	9	114	6	3	283
LINCOLN	37	27	18	93	16	169	2	7	369
TOTAL	88	78	18	142	25	283	8	10	652
26 CIRCUIT									
LEWIS	33	51	296	20	4	58	1	2	465
UPSHUR	59	77	12	51	16	146	4	9	374
TOTAL	92	128	308	71	20	204	5	11	839
27 CIRCUIT									
WYOMING	230	344	5	31	0	290	0	2	902
TOTAL	230	344	5	31	0	290	0	2	902
28 CIRCUIT									
NICHOLAS	39	41	6	9	1	51	1	0	148
TOTAL	39	41	6	9	1	51	1	0	148
29 CIRCUIT									
PUTNAM	94	168	25	47	17	76	3	9	439
TOTAL	94	168	25	47	17	76	3	9	439
30 CIRCUIT									
MINGO	96	68	5	11	3	145	3	3	334
TOTAL	96	68	5	11	3	145	3	3	334
31 CIRCUIT									
MONROE	38	68	9	16	0	51	2	1	185
SUMMERS	78	36	1	13	1	53	1	1	184
TOTAL	116	104	10	29	1	104	3	2	369
STATE TOTAL	4,579	6,505	2,670	2,126	646	7,839	235	451	25,051

**APPOINTED COUNSEL AVERAGE COST
BY PRIMARY CHARGE**

**WEST VIRGINIA PUBLIC DEFENDER SERVICES
 AVERAGE COSTS BY PRIMARY CHARGE FOR FY 2009
 DESCENDING ORDER BY TOTAL \$**

CRIMINAL CHARGE	AVERAGE	TOTAL \$	# OF CLAIMS
ABUSE & NEGLECT	1,290.43	9,978,927.17	7,733
JUVENILE	577.46	1,227,681.02	2,126
CONTROLLED SUBSTANCES	719.79	982,517.71	1,365
MURDER	4,455.69	784,201.38	176
DOMESTIC VIOLENCE	430.49	623,775.43	1,449
MENTAL HYGIENE	142.69	380,977.09	2,670
PAROLE/PROBATION	577.19	372,864.72	646
BURGLARY	845.96	362,915.71	429
ASSAULT & BATTERY	434.79	321,306.37	739
GRAND LARCENY	821.40	321,169.25	391
SUSPEND/REV LICENSE	443.50	310,003.42	699
SEXUAL ASSAULT	1,616.05	263,415.46	163
HABEAS CORPUS	1,922.89	261,513.17	136
BREAKING & ENTERING	882.80	258,661.85	293
DUI 1ST OFFENSE	428.12	252,165.44	589
FORGERY & UTTERING	805.71	243,323.47	302
MAL WOUNDING/ASSAULT	1,020.55	224,521.53	220
TERM PARENTAL RIGHTS	2,083.45	220,845.28	106
OBSTRUCTION JUSTICE	390.28	175,234.16	449
PETIT LARCENY	400.68	148,252.32	370
CONSPIRACY	870.36	147,960.75	170
REC/TRANS STOLEN PRO	730.90	147,641.89	202
SEXUAL ABUSE	1,731.77	145,469.00	84
DESTRUCTION OF PROPERTY	434.40	124,671.73	287
ATTEMPT	1,097.48	121,820.56	111
MFG/POSS OR DIST OF METH	954.87	111,719.47	117
SUPREME COURT APPEAL	2,231.35	109,336.31	49
FRAUD	640.66	108,272.06	169
DUI 2ND OFFENSE	552.61	104,995.17	190
DUI 3RD OFFENSE	798.76	99,844.86	125
ROBBERY	935.08	80,417.07	86
FAIL TO REG SEX OFFENDER	779.56	77,176.36	99
AGGRAVATED ROBBERY	1,268.72	74,854.21	59
WANTON ENDANGERMENT	991.16	69,380.95	70
SENTENCE REDUCTION	462.03	65,146.11	141
EMBEZZLEMENT	1,165.96	64,128.04	55
FAIL PAY CHILD SUPPORT	734.69	60,244.17	82
ABUSE & NEGLECT APPEAL	1,170.83	58,541.53	50
FALSE PRETENSES	503.52	57,904.85	115
ARSON	1,254.48	53,942.51	43

**WEST VIRGINIA PUBLIC DEFENDER SERVICES
 AVERAGE COSTS BY PRIMARY CHARGE FOR FY 2009
 DESCENDING ORDER BY TOTAL \$**

CRIMINAL CHARGE	AVERAGE	TOTAL \$	# OF CLAIMS
FALSE SWEARING	511.88	53,747.78	105
HOME CONFINEMENT	457.64	52,628.54	115
DEADLY WEAPON	693.12	51,983.76	75
DISORDERLY CONDUCT	449.08	41,314.96	92
SHOPLIFTING	395.03	40,292.62	102
FLEEING VEHICLE W/DUI	1,134.69	38,579.37	34
KIDNAPPING	1,520.52	38,012.97	25
HARASSMENT	395.20	35,172.70	89
CONTRIBUTE DEL MINOR	457.92	34,801.64	76
DUI W/ INJURY	1,418.36	34,040.56	24
ACCESSORY	833.96	29,188.69	35
BRANDISHING WEAPON	428.47	27,421.92	64
OTHER	536.27	27,349.92	51
TRESPASSING	373.15	25,747.01	69
CRUELTY TO ANIMALS	669.31	23,425.95	35
GUARDIAN CHILDREN	1,138.45	21,630.61	19
UNDER AGE DRINKING	467.39	21,499.87	46
FUGITIVE/JUSTICE	277.91	20,009.55	72
MAGISTRATE APPEAL	881.90	17,638.05	20
COUNTERFEITING	793.85	17,464.80	22
LEAVE SCENE ACCIDENT	360.15	15,486.31	43
PORNOGRAPHY	939.50	15,031.96	16
WELFARE FRAUD	765.78	14,549.73	19
EXTRADITION	278.54	14,483.92	52
RECKLESS DRIVING	360.64	14,425.42	40
AIDING & ABETTING	759.53	13,671.61	18
FAILURE TO APPEAR	456.13	13,227.85	29
UNLAWFUL WOUNDING	688.68	13,084.89	19
JAIL ESCAPE	969.07	11,628.81	12
DNR CHARGE	514.88	10,812.38	21
PERMITTING DUI	360.61	9,015.25	25
DEL CONTRABAND INMATE	925.17	8,326.57	9
INTIMIDATE WITNESS	561.07	7,293.94	13
STALKING	596.12	7,153.46	12
JOYRIDING	341.00	6,819.90	20
ADULT ABUSE	1,101.08	6,606.50	6
SOLICIT/PROSTITUTION	360.07	6,481.22	18
MANDAMUS	2,147.97	6,443.91	3
MOTOR VEHICLE SAFETY	416.09	4,993.11	12
AUTO TAMPERING	446.17	4,907.82	11

**WEST VIRGINIA PUBLIC DEFENDER SERVICES
 AVERAGE COSTS BY PRIMARY CHARGE FOR FY 2009
 DESCENDING ORDER BY TOTAL \$**

CRIMINAL CHARGE	AVERAGE	TOTAL \$	# OF CLAIMS
INCEST	809.17	4,854.99	6
INVOL MANSLAUGHTER	4,764.95	4,764.95	1
PUBLIC INTOXICATION	494.03	4,446.29	9
NO PROOF OF INS	421.01	4,210.12	10
ANIMAL CONTROL	383.20	3,831.95	10
RECIDIVIST	1,675.06	3,350.11	2
INDECENT EXPOSURE	361.95	3,257.56	9
DISTURB THE PEACE	404.26	3,234.06	8
CONTEMPT	466.78	2,800.68	6
RESISTING ARREST	527.25	2,109.00	4
NO OPERATORS	299.42	2,095.96	7
CONCEAL A MINOR	418.65	2,093.23	5
PERMIT UNAUTH/DRIVE	261.51	2,092.04	8
SHOOT W/N 500 FEET	347.15	2,082.92	6
PEACE WARRANT	339.25	2,035.51	6
SPEEDING	493.31	1,973.23	4
FAIL MAINTAIN CONTROL	349.00	1,745.02	5
TRUANCY	262.97	1,577.81	6
MAKE/USE EXPLOSIVES	703.53	1,407.06	2
WITNESS	673.46	1,346.91	2
FORFEITURE	627.44	1,254.87	2
OPEN CONTAINER	197.80	1,186.82	6
VOL MANSLAUGHTER	1,127.25	1,127.25	1
EXTORTION	302.00	302.00	1
LITTERING	219.79	219.79	1
PROHIBITION	175.68	175.68	1
STATE AVERAGE	818.88	20,513,711.19	25,051

▶ WV PUBLIC DEFENDER SERVICES

*APPENDIX B:
PUBLIC DEFENDER CORPORATIONS
STATISTICAL INFORMATION*

**PUBLIC DEFENDER CORPORATIONS
BOARD OF DIRECTORS CHAIRPERSONS**

CIRCUIT	COUNTIES	CHAIRS
1 ST	BROOKE HANCOCK OHIO	KAREN E. KAHLE, ESQ. ACTING CHAIR WHEELING, WV
2 ND	MARSHALL TYLER WETZEL	VICKI VOORHIS, CHAIR NEW MARTINSVILLE, WV
5 TH	CALHOUN JACKSON MASON ROANE	JEANETTE ATKINSON, CHAIR SPENCER, WV
6 TH /24 TH	CABELL WAYNE	JOHN F. CYRUS, ESQ., CHAIR HUNTINGTON, WV
7 TH	LOGAN	DON WANDLING, ESQ., CHAIR LOGAN, WV
8 TH	MCDOWELL	RONALD HASSAN, ESQ., CHAIR WELCH, WV
9 TH	MERCER	WILLIAM O. HUFFMAN, ESQ., CHAIR PRINCETON, WV
10 TH	RALEIGH	TIM R. BERRY, CHAIR BECKLEY, WV
11 TH	GREENBRIER POCAHONTAS	LOUIS E. LONGANACRE, CHAIR LEWISBURG, WV
12 TH	FAYETTE	FREDERICK H. JESSER, III, ESQ., CHAIR FAYETTEVILLE, WV
13 TH	KANAWHA	LONNIE SIMMONS, ESQ., CHAIR CHARLESTON, WV
15 TH	HARRISON	GEORGE F. FORDHAM, ESQ., CHAIR CLARKSBURG, WV

PUBLIC DEFENDER CORPORATIONS BOARD CHAIRS CONTINUED

CIRCUIT	COUNTIES	CHAIRS
18 TH	PRESTON	CHARLES BROWN, ESQ., CHAIR KINGWOOD, WV
23 RD	BERKELEY JEFFERSON MORGAN	NORWOOD BENTLEY, ESQ., CHAIR MARTINSBURG, WV
25 TH	BOONE LINCOLN	FRED L. RIGGLMAN, CHAIR MADISON, WV
28 TH	NICHOLAS	STEVEN F. KHURI, CHAIR RICHWOOD, WV
30 TH	MINGO	JANE MORAN, ESQ., CHAIR WILLIAMSON, WV

**WV PUBLIC DEFENDER SERVICES GRANTS
 CASH DISBURSEMENTS TO PUBLIC DEFENDER CORPORATIONS
 July 1, 2008 to June 30, 2009**

CIRCUIT	DISBURSED CONTRACTUAL AMOUNTS	TOTAL FUNDS ALLOCATED TO EACH CIRCUIT	TOTAL DISBURSED
1ST	\$1,063,418.00	\$27,308.72	\$1,090,726.72
2ND	\$506,807.00	\$27,307.72	\$534,114.72
5TH	\$683,759.00	\$27,307.72	\$711,066.72
6TH/24TH	\$1,665,461.00	\$27,308.72	\$1,692,769.72
7TH	\$608,103.00	\$27,308.72	\$635,411.72
8TH	\$423,578.00	\$27,306.72	\$450,884.72
9TH	\$901,125.00	\$27,308.72	\$928,433.72
10TH	\$923,368.00	\$27,308.72	\$950,676.72
11TH	\$585,394.00	\$27,308.72	\$612,702.72
12TH	\$506,017.00	\$27,306.72	\$533,323.72
13TH	\$3,018,699.00	\$27,307.73	\$3,046,006.73
15TH	\$1,081,562.00	\$27,307.72	\$1,108,869.72
18TH	\$414,473.00	\$27,307.72	\$441,780.72
23RD	\$2,569,643.00	\$27,308.72	\$2,596,951.72
25TH	\$624,828.00	\$27,307.72	\$652,135.72
28TH	\$341,610.00	\$27,308.72	\$368,918.72
30TH	\$543,989.00	\$27,306.72	\$571,295.72
TOTALS	\$16,461,834.00	\$464,236.25	\$16,926,070.25

Notes: Total Funds Allocated to Each Circuit represents funds disbursed by the WVPDS on behalf of the Public Defender Corporations for Legal Research, Auditing Services, Information Technology Services, and State Auditor Transaction Fees.

**PUBLIC DEFENDER HOURS WORKED
BY ATTORNEY, BY MONTH**

WV PUBLIC DEFENDER CORPORATIONS
TIME REPORT FOR PERIOD 07/01/08 TO 06/30/2009 FY 2009

CIRCUIT/ATTORNEY	JUL	AUG	SEP	OCT	NOV	DEC	JAN	FEB	MAR	APR	MAY	JUN	TOTAL
1ST CIRCUIT													
BROGAN F	196.60	181.80	177.90	206.70	164.30	187.90	195.90	236.00	193.20	190.20	175.60	181.70	2287.80
DELONG S	186.70	166.40	160.10	175.00	139.00	62.50	0.00	0.00	0.00	0.00	0.00	0.00	889.70
HERSHBERGER J	106.60	145.50	130.40	168.00	155.90	145.70	167.90	162.30	167.20	167.10	153.40	164.90	1834.90
KOKIKO A	175.20	160.90	157.80	173.00	152.00	173.50	165.50	149.30	156.90	135.00	138.90	156.20	1894.20
MOORE T	173.20	147.00	177.00	181.20	137.50	184.00	170.50	161.30	182.00	173.50	173.50	181.00	2041.70
STILLWELL S	30.70	159.50	166.40	188.00	165.90	177.70	188.20	161.50	178.60	182.20	167.70	172.70	1999.10
TWITTY R	191.80	170.00	185.00	195.00	162.40	194.40	178.20	215.00	183.00	183.10	170.10	185.10	2213.10
WELLING S	70.10	161.70	163.10	180.90	158.10	184.30	180.60	158.50	172.70	171.50	165.10	173.20	1999.80
WIATER J	0.00	0.00	0.00	0.00	0.00	0.00	0.00	0.00	0.00	0.00	0.00	16.10	16.10
WOOD J	194.10	170.00	188.80	180.00	163.80	185.60	191.40	224.80	195.50	180.80	169.20	189.90	2233.90
CIRCUIT TOTAL	1325.00	1462.80	1506.50	1647.80	1398.90	1495.60	1438.20	1468.70	1429.10	1383.40	1313.50	1420.80	17290.30
2ND CIRCUIT:													
ANDERSON J	174.90	172.60	188.00	184.90	164.90	179.20	163.10	154.30	175.10	175.50	157.50	168.70	2058.70
GAINER J	170.60	165.90	167.00	165.70	152.90	168.70	153.50	148.60	169.50	177.90	151.30	155.30	1946.90
GARDNER J	62.80	133.20	147.50	160.20	138.90	150.00	141.00	139.60	156.20	156.60	140.80	146.50	1673.30
ZEHNDER D	175.10	189.50	173.80	164.30	161.60	178.30	160.70	145.90	172.90	176.30	154.30	159.40	2012.10
CIRCUIT TOTAL	583.40	661.20	676.30	675.10	618.30	676.20	618.30	588.40	673.70	686.30	603.90	629.90	7691.00
5TH CIRCUIT:													
BOSTIC D	157.40	158.00	151.00	77.80	58.80	0.00	0.00	0.00	0.00	0.00	0.00	0.00	603.00
HOLMES R	181.50	171.40	176.70	184.10	162.00	185.80	175.60	164.20	180.00	184.60	173.10	201.90	2140.90
JOHNSON R	160.40	146.30	143.10	136.50	135.80	155.60	167.10	149.90	148.30	169.30	152.80	172.60	1837.70
LAWSON K	0.00	0.00	71.90	141.40	145.00	167.70	161.90	152.80	137.80	141.40	139.00	0.00	1258.90
MONK T	186.40	172.60	173.50	182.70	160.00	184.00	177.10	159.50	174.50	175.00	167.00	176.10	2088.40
MORRIS P	0.00	0.00	0.00	0.00	0.00	0.00	0.00	0.00	0.00	0.00	0.00	141.60	141.60
POSTALWAIT K	0.00	0.00	0.00	0.00	0.00	0.00	182.50	170.70	136.30	146.00	134.90	136.60	907.00
SETTLE S	167.70	137.00	155.20	141.50	144.60	157.30	178.60	191.40	160.70	159.60	138.90	172.60	1905.10
CIRCUIT TOTAL	853.40	785.30	871.40	864.00	806.20	850.40	1042.80	988.50	937.60	975.90	905.70	1001.40	10882.60

CIRCUIT/ATTORNEY	JUL	AUG	SEP	OCT	NOV	DEC	JAN	FEB	MAR	APR	MAY	JUN	TOTAL
6TH CIRCUIT:													
BRYSON K	176.30	163.30	172.10	134.00	139.90	136.50	136.10	134.10	134.50	147.00	171.00	30.00	1674.80
CARICO K	138.80	174.00	165.70	160.10	160.40	158.00	158.90	138.50	152.20	149.20	170.50	164.00	1890.30
GOAD J	141.60	131.80	162.80	156.50	102.60	155.10	161.00	142.70	165.50	150.50	143.00	148.50	1761.60
HAGER H	32.40	67.60	75.60	68.20	37.70	66.30	46.90	1.20	65.40	82.50	53.10	50.20	647.10
HENDERSON G	204.90	207.80	199.80	198.50	193.00	180.20	166.70	171.90	209.20	184.70	167.80	194.60	2279.10
HENSLEY J	144.70	99.20	124.10	162.70	141.00	177.10	148.60	135.00	141.10	160.30	134.00	164.10	1731.90
JORDAN P	199.10	178.50	177.00	211.00	165.50	196.50	185.00	167.50	204.00	183.50	170.00	192.00	2229.60
LAWSON K	130.00	119.10	58.30	0.00	0.00	0.00	0.00	0.00	0.00	0.00	0.00	0.00	307.40
LEVY P	145.70	135.40	135.10	144.80	136.30	155.50	152.30	136.80	147.80	143.30	132.80	142.70	1708.50
LEWIS L	156.30	148.90	147.50	154.00	112.20	140.50	132.20	146.30	163.30	154.60	138.10	132.00	1725.90
PREECE D	7.60	5.10	12.30	21.50	6.60	5.90	6.00	4.90	16.00	5.50	2.70	5.00	99.10
STANLEY G	0.00	0.00	0.00	0.00	0.00	0.00	63.00	119.50	155.50	144.50	130.50	163.60	776.60
WALTERS B	0.00	0.00	78.80	176.50	149.50	169.00	145.90	154.90	121.00	132.50	155.00	164.00	1447.10
WALTON A	0.00	0.00	0.00	0.00	0.00	0.00	0.00	0.00	0.00	0.00	0.00	85.30	85.30
WEED V	178.10	172.80	172.20	181.10	138.80	180.20	177.00	150.60	163.50	180.60	150.50	177.50	2022.90
WILKINSON R	184.00	166.30	177.50	180.40	151.20	178.00	168.90	144.60	173.70	173.80	161.90	176.30	2036.60
CIRCUIT TOTAL	1839.50	1769.80	1858.80	1949.30	1634.70	1898.80	1848.50	1748.50	2012.70	1992.50	1880.90	1989.80	22423.80
7TH CIRCUIT:													
ADKINS D	181.60	160.00	167.10	139.00	154.60	179.40	168.30	177.10	170.80	192.00	165.70	176.30	2031.90
BLEVINS M	169.60	146.00	138.20	155.00	146.90	115.60	143.60	148.00	140.20	145.10	141.40	141.40	1731.00
MCDANIEL D	157.40	145.40	153.50	152.00	136.20	162.30	136.90	144.00	158.60	163.30	143.50	157.70	1810.80
MERCERUIO G	138.70	135.80	135.00	135.90	135.10	136.80	136.00	135.80	135.40	137.60	134.90	135.10	1632.10
CIRCUIT TOTAL	647.30	587.20	593.80	581.90	572.80	594.10	584.80	604.90	605.00	638.00	585.50	610.50	7205.80
8TH CIRCUIT:													
ALVAREZ J	152.80	131.10	164.90	202.90	170.50	161.70	163.70	155.70	137.00	167.70	151.40	112.20	1871.60
ANDERSON F	123.50	144.70	210.30	188.20	154.30	132.20	172.30	168.10	182.20	186.00	153.90	143.50	1959.20
BLAIR R	182.10	131.40	188.60	192.60	156.10	139.60	167.40	177.80	173.50	190.00	162.20	150.50	2011.80
CIRCUIT TOTAL	458.40	407.20	563.80	583.70	480.90	433.50	503.40	501.60	492.70	543.70	467.50	406.20	5842.60

CIRCUIT/ATTORNEY	JUL	AUG	SEP	OCT	NOV	DEC	JAN	FEB	MAR	APR	MAY	JUN	TOTAL
9TH CIRCUIT:													
BISAHA A	192.00	166.00	67.50	0.00	0.00	0.00	0.00	0.00	0.00	0.00	0.00	0.00	425.50
BURKS T	164.40	147.80	157.10	165.50	142.80	166.40	159.00	147.70	159.80	155.60	154.30	159.10	1879.50
FRENCH E	158.90	149.40	170.50	163.50	143.90	167.90	161.20	142.00	153.00	155.20	112.60	133.10	1811.20
HAGER E	180.20	161.20	170.70	172.90	161.10	173.70	164.90	156.60	163.30	163.70	159.40	171.80	1999.50
HARMON S	0.00	0.00	0.00	0.00	0.00	0.00	0.00	69.20	146.10	157.40	135.40	131.40	639.50
KOSTENKO K	146.80	148.40	144.60	147.80	139.20	142.70	145.90	138.20	177.80	165.80	137.40	143.80	1778.40
LINKOUS G	150.30	157.80	171.10	143.20	139.40	142.40	178.40	142.10	212.30	187.70	158.40	178.40	1961.50
MCGINNIS J	175.00	164.00	174.00	171.00	158.50	170.50	173.00	149.50	164.00	159.50	160.00	172.50	1991.50
CIRCUIT TOTAL	1167.60	1094.60	1055.50	963.90	884.90	963.60	982.40	945.30	1176.30	1144.90	1017.50	1090.10	12486.60
10TH CIRCUIT:													
BUFFINGTON D	184.10	169.00	176.00	184.00	158.00	184.00	177.00	164.00	178.30	177.20	168.00	182.50	2102.10
DUNLAP R	0.00	0.00	51.70	184.80	150.10	197.80	185.60	176.30	194.20	199.40	196.00	191.00	1726.90
FRASHER G	194.60	178.60	199.30	204.80	188.00	188.90	184.20	191.70	187.20	254.20	237.90	189.30	2398.70
GRIFFITH M	152.10	139.10	146.70	173.30	162.30	169.80	166.60	141.10	178.60	167.40	206.70	178.50	1982.20
HEBB M	117.40	163.30	181.10	187.70	147.10	168.80	166.40	160.90	174.20	213.70	153.70	148.10	1982.40
NOGGY J	202.60	187.10	188.00	187.20	179.20	187.40	179.80	168.60	205.50	203.40	198.90	202.60	2290.30
SHUCK E	187.00	169.00	178.00	186.00	160.00	184.00	177.00	159.00	181.00	177.00	171.00	177.00	2106.00
SHUCK L	61.60	51.50	0.00	0.00	0.00	0.00	0.00	0.00	0.00	0.00	0.00	0.00	113.10
CIRCUIT TOTAL	1099.40	1057.60	1120.80	1307.80	1144.70	1280.70	1236.60	1161.60	1299.00	1392.30	1332.20	1269.00	14701.70
11TH CIRCUIT:													
BOSTIC D	0.00	0.00	0.00	0.00	83.00	183.50	168.00	151.00	165.00	166.50	158.00	167.00	1242.00
DANIELL D	182.00	163.50	166.50	175.50	168.50	175.50	175.50	151.50	171.00	173.00	162.60	176.50	2041.60
EDWARDS J	183.10	168.00	173.80	192.10	152.50	188.50	182.00	167.90	181.60	177.70	166.80	165.10	2099.10
LORENSEN R	180.50	182.50	194.50	113.50	160.00	0.00	0.00	0.00	0.00	0.00	0.00	0.00	831.00
PARAGAMIAN S	185.00	177.60	176.00	191.00	165.90	183.00	190.00	165.00	181.50	167.30	176.60	189.50	2148.40
CIRCUIT TOTAL	730.60	691.60	710.80	672.10	729.90	730.50	715.50	635.40	699.10	684.50	664.00	698.10	8362.10

CIRCUIT/ATTORNEY	JUL	AUG	SEP	OCT	NOV	DEC	JAN	FEB	MAR	APR	MAY	JUN	TOTAL
12TH CIRCUIT:													
ADKINS J	190.00	164.50	174.30	183.00	158.60	183.60	175.40	161.00	176.30	183.00	167.40	176.50	2093.60
FRALEY N	187.40	188.80	185.30	201.20	173.40	180.20	199.10	169.70	181.80	195.50	177.10	197.30	2236.80
KEARNEY E	0.00	0.00	0.00	0.00	0.00	112.10	173.20	162.50	179.20	176.00	162.50	178.50	1144.00
STANTON E	178.60	164.30	181.10	205.60	166.60	161.10	168.90	163.30	194.20	171.00	162.50	186.50	2103.70
CIRCUIT TOTAL	556.00	517.60	540.70	589.80	498.60	637.00	716.60	656.50	731.50	725.50	669.50	738.80	7578.10
13TH CIRCUIT:													
AYRES G	211.00	184.20	202.30	205.10	179.30	227.20	202.60	193.70	202.30	208.50	197.20	226.60	2440.00
BOGLE C	190.00	160.00	185.50	181.00	165.00	176.00	168.60	149.50	173.50	148.50	0.00	0.00	1697.60
BROWN B	93.50	169.00	175.00	192.50	152.00	180.00	168.50	151.00	171.00	179.00	169.00	176.50	1977.00
BRUMMOND M	0.00	0.00	0.00	0.00	0.00	95.60	178.40	163.00	193.50	175.10	194.30	181.30	1181.20
CASTELLE G	186.20	169.30	176.60	182.80	172.70	190.00	211.70	165.70	179.80	212.10	175.20	191.00	2213.10
CATLETT R	184.60	190.90	171.50	184.20	160.00	184.00	174.00	161.00	193.50	179.00	168.00	183.00	2133.70
CHISOLM T	202.10	188.10	186.40	209.70	174.00	189.60	187.00	164.60	189.30	182.30	175.90	184.70	2233.70
COLLIN J	0.00	0.00	45.50	173.30	164.80	194.40	175.30	161.70	175.00	179.50	169.00	177.00	1615.50
COOK V	0.00	0.00	0.00	0.00	0.00	98.00	179.20	171.10	197.70	200.70	192.90	82.00	1121.60
CUNNINGHAM P	198.00	215.60	186.10	211.00	189.70	195.30	191.20	185.20	202.20	208.30	186.50	18.30	2187.40
DRIVER S	184.00	171.50	177.00	150.00	0.00	0.00	0.00	0.00	24.00	185.50	168.00	199.50	1259.50
FAERBER K	178.00	162.00	170.50	64.00	0.00	0.00	0.00	0.00	0.00	0.00	0.00	0.00	574.50
GREENE T	0.00	0.00	0.00	0.00	0.00	0.00	0.00	0.00	0.00	0.00	70.90	173.10	244.00
HOLICKER R	0.00	0.00	0.00	4.60	159.60	197.40	182.20	168.80	193.10	185.80	168.50	211.50	1471.50
KESSELL K	177.90	158.90	161.30	175.80	157.80	168.70	163.70	144.70	165.10	158.20	141.80	161.10	1935.00
MICHELSON G	218.60	175.00	194.50	185.90	170.00	196.00	182.30	169.70	179.50	192.40	179.80	193.30	2237.00
MILLER D	170.30	143.20	166.60	171.30	141.40	166.30	159.00	136.00	146.40	170.00	151.50	161.50	1883.50
MULLINS B	189.00	192.00	182.00	217.70	184.60	188.00	198.00	164.00	191.00	189.50	169.00	178.50	2243.30
PANUCCID	186.80	169.50	177.50	185.00	163.50	188.00	178.00	155.70	177.30	177.10	170.50	172.50	2101.40
POORE M	192.50	188.00	128.00	0.00	119.00	183.00	172.00	162.00	185.50	178.00	164.50	179.80	1852.30
ROSS C	139.50	164.50	172.20	134.80	141.50	157.50	145.00	130.50	145.50	142.00	134.00	150.00	1757.00
SHAVERS Z	173.00	161.80	177.00	178.00	160.00	181.00	162.00	157.00	174.60	178.50	175.80	173.00	2051.70
SHEETS R	181.30	180.70	184.80	201.80	173.60	213.90	203.30	169.00	190.30	198.70	189.70	188.20	2275.30
SMITH T	183.00	170.00	174.00	185.00	159.00	179.00	173.10	158.00	175.00	172.00	168.00	173.00	2069.10
STARCKER K	172.00	151.00	170.70	176.90	152.50	79.30	0.00	0.00	0.00	0.00	0.00	0.00	902.40
STEWART J	143.00	0.00	0.00	0.00	0.00	0.00	0.00	0.00	0.00	0.00	0.00	0.00	143.00
SULLIVAN J	183.00	168.00	176.00	192.00	159.00	184.00	186.00	154.00	172.00	176.00	177.00	179.00	2106.00
WALDEN C	168.40	168.50	179.50	161.30	157.80	175.30	182.90	162.10	173.10	168.00	161.50	166.70	2025.10
CIRCUIT TOTAL	4105.70	3801.70	3920.50	3923.70	3556.80	4187.50	4124.00	3698.00	4170.20	4344.70	4018.50	4081.10	47932.40

CIRCUIT/ATTORNEY	JUL	AUG	SEP	OCT	NOV	DEC	JAN	FEB	MAR	APR	MAY	JUN	TOTAL
15TH CIRCUIT:													
BINEGAR D	175.60	164.00	171.10	176.50	150.00	167.50	170.50	156.10	165.20	159.00	160.40	170.30	1986.20
CLARK J	108.00	164.70	163.60	163.30	149.20	166.90	166.50	157.10	162.50	162.90	157.00	166.50	1888.20
COX K	0.00	0.80	123.10	172.70	152.40	173.50	166.80	159.20	159.70	158.70	152.70	171.20	1590.80
DAVIS G	178.60	153.60	178.70	184.90	157.50	186.10	177.50	163.00	176.80	169.60	167.50	169.00	2062.80
NEWBOLD W	231.30	184.30	120.10	152.00	148.20	167.60	178.90	129.10	152.10	174.00	130.20	156.50	1924.30
SHUCK L	0.00	65.80	173.90	171.50	144.20	177.80	143.70	153.60	177.10	159.60	154.10	173.00	1694.30
SKEEN H	172.00	180.70	173.00	180.30	154.60	171.20	181.40	160.30	173.50	185.50	167.50	194.70	2094.70
SPENCER L	206.60	8.30	0.00	0.00	0.00	0.00	0.00	0.00	0.00	0.00	0.00	0.00	214.90
ULRICH N	193.20	164.60	186.90	184.50	164.80	198.50	169.90	168.60	163.80	147.90	159.50	171.60	2073.80
WRIGHT M	184.70	8.00	0.00	0.00	0.00	0.00	0.00	0.00	0.00	0.00	0.00	0.00	192.70
CIRCUIT TOTAL	1450.00	1094.80	1290.40	1385.70	1220.90	1409.10	1355.20	1247.00	1330.70	1317.20	1248.90	1372.80	15722.70
18TH CIRCUIT:													
COLLINS S	184.10	173.40	172.80	175.60	153.80	170.30	186.20	164.10	177.30	197.40	146.30	175.10	2076.40
GOODRICH R	175.30	157.90	167.10	163.60	145.20	184.40	175.30	142.70	183.80	168.00	151.60	170.90	1985.80
NIEHAUS C	172.50	160.30	169.10	169.80	148.10	172.70	166.00	149.60	167.70	166.70	161.00	181.70	1985.20
CIRCUIT TOTAL	531.90	491.60	509.00	509.00	447.10	527.40	527.50	456.40	528.80	532.10	458.90	527.70	6047.40
23RD CIRCUIT:													
ADAMS J	197.40	176.50	183.50	192.80	152.80	188.00	173.20	167.00	176.50	166.50	178.30	171.50	2124.00
BASHAM B	176.00	167.50	175.50	187.10	158.50	176.50	168.00	158.00	176.50	165.00	169.50	172.00	2050.10
COODE T	0.00	0.00	0.00	183.00	147.10	177.40	158.00	146.00	176.60	176.00	172.30	169.30	1505.70
DALE C	172.20	0.00	0.00	0.00	0.00	0.00	0.00	0.00	0.00	0.00	0.00	0.00	172.20
DEHAVEN W	179.70	167.80	174.20	147.40	159.80	181.20	170.20	163.90	179.30	181.50	158.90	168.80	2032.70
DELANEY T	212.00	162.00	185.00	188.00	160.10	194.00	179.00	165.00	181.60	182.00	173.50	194.50	2176.70
FREEMAN M	0.00	0.00	15.00	148.50	140.10	168.50	158.30	139.50	159.00	155.00	151.20	160.30	1395.40
GOULD J	0.00	71.00	151.00	159.60	146.00	166.00	161.50	146.00	158.00	155.00	150.00	161.00	1625.10
GREENBAUM S	187.00	175.00	180.00	187.00	160.00	185.00	179.00	161.00	190.00	181.60	188.00	176.00	2149.60
LAWSON D	187.90	166.20	176.70	135.80	166.90	184.50	175.40	159.70	158.60	143.00	170.20	186.70	2011.60
LEHMAN C	172.00	167.00	150.00	161.70	144.00	164.00	159.60	141.00	155.00	156.00	150.00	164.00	1884.30
LEHMAN J	166.50	162.50	164.00	173.00	149.50	175.00	167.50	150.40	166.50	166.50	158.00	172.50	1971.90
MCFARLAND J	168.00	154.00	158.00	173.00	154.50	170.00	163.00	143.00	155.00	157.00	154.00	160.00	1909.50
PHILLIPS F	163.80	152.30	155.80	177.80	162.10	186.70	175.30	151.00	188.10	178.90	154.20	194.60	2040.60
SPEAKER H	183.30	157.00	173.50	185.60	144.10	175.40	170.00	161.00	184.00	177.30	163.00	189.00	2063.20
STANLEY T	149.40	149.90	159.20	147.00	153.70	175.10	168.30	149.90	138.00	148.10	150.90	166.30	1855.80
WEINSTEIN J	104.00	147.00	156.00	164.00	119.00	165.00	155.50	145.00	181.00	157.20	150.60	162.00	1806.30
WHITEOAK J	182.00	161.00	173.50	178.00	157.00	179.00	168.50	156.00	169.60	173.00	163.10	178.00	2038.70
WRYE D	165.00	146.00	150.50	166.50	139.00	155.50	153.50	141.00	161.50	144.50	151.50	161.00	1835.50
CIRCUIT TOTAL	2766.20	2482.70	2681.40	3055.80	2714.20	3166.80	3003.80	2744.40	3054.80	2964.10	2907.20	3107.50	34648.90

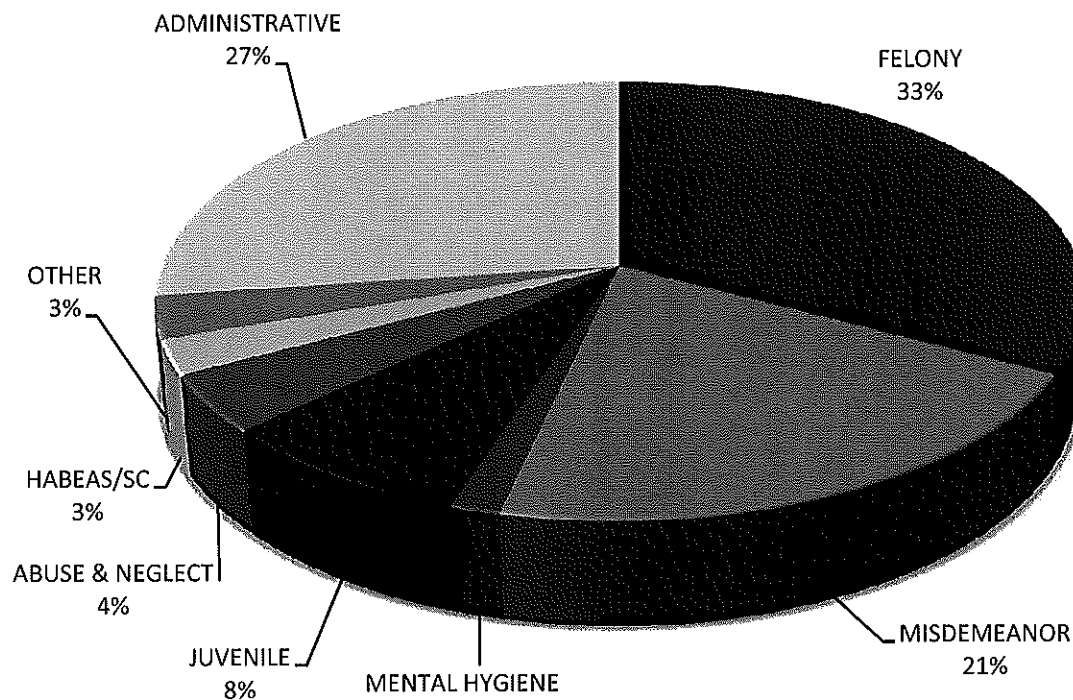
CIRCUIT/ATTORNEY	JUL	AUG	SEP	OCT	NOV	DEC	JAN	FEB	MAR	APR	MAY	JUN	TOTAL
24TH CIRCUIT													
PREECE D	169.00	174.30	171.10	181.10	152.70	175.20	173.50	163.50	173.00	182.60	176.60	171.70	2064.30
QUEEN D	190.10	162.70	176.80	180.70	162.20	178.40	175.70	163.30	180.50	177.60	163.60	186.40	2098.00
STANLEY G	143.10	142.80	142.30	160.60	152.10	153.30	0.00	0.00	0.00	0.00	0.00	0.00	894.20
WALTERS B	0.00	0.00	0.00	0.00	0.00	0.00	0.00	0.00	38.50	18.00	16.00	7.00	79.50
WILKINSON R	11.60	16.10	11.80	11.10	8.40	12.60	10.70	14.90	8.80	13.10	7.20	22.70	149.00
CIRCUIT TOTAL	513.80	495.90	502.00	533.50	475.40	519.50	359.90	341.70	400.80	391.30	363.40	387.80	5285.00
25TH CIRCUIT													
LOCKWOOD D	191.00	168.50	175.50	174.80	135.00	184.00	176.00	139.20	154.00	182.60	154.50	173.00	2008.10
NOLEN H	190.30	170.60	183.50	178.80	150.00	180.50	179.10	163.30	172.90	180.10	170.40	189.50	2109.00
RIFFE R	226.00	168.70	171.20	194.50	166.50	191.80	188.30	182.50	188.30	175.10	166.50	183.60	2203.00
WHITE R	181.80	183.00	157.70	179.20	163.80	180.70	172.60	157.50	182.90	161.90	167.90	192.60	2081.60
WOODS H	174.00	168.00	188.00	186.30	167.00	195.00	180.80	164.50	177.00	176.00	169.00	179.20	2124.80
CIRCUIT TOTAL	963.10	858.80	875.90	913.60	782.30	932.00	896.80	807.00	875.10	875.70	828.30	917.90	10526.50
28TH CIRCUIT:													
STANTON C	201.00	173.10	180.80	187.40	160.90	185.90	176.20	162.90	176.30	176.10	170.80	179.50	2130.90
WHITE S	0.00	0.00	0.00	64.00	152.50	169.00	168.00	151.00	146.00	164.50	160.60	165.00	1340.60
WILLIAMS P	175.40	162.80	175.40	168.20	156.50	175.60	0.00	0.00	0.00	0.00	0.00	0.00	1013.90
CIRCUIT TOTAL	376.40	335.90	356.20	419.60	469.90	530.50	344.20	313.90	322.30	340.60	331.40	344.50	4485.40
30TH CIRCUIT:													
FOLEY D	212.10	183.60	168.10	206.30	167.60	180.40	191.50	189.10	207.30	184.00	174.60	208.30	2272.90
JEWELL J	180.30	173.60	223.90	230.50	176.50	195.00	213.70	198.30	199.90	199.40	178.50	202.20	2371.80
KNOPP S	145.90	185.80	140.20	165.00	175.70	158.50	147.10	135.80	141.10	150.70	144.80	156.00	1846.60
MCCUNE T	153.30	165.30	168.60	182.30	151.80	185.00	187.90	188.90	192.30	187.40	158.70	209.00	2130.50
CIRCUIT TOTAL	691.60	708.30	700.80	784.10	671.60	718.90	740.20	712.10	740.60	721.50	656.60	775.50	8621.80
STATE TOTAL	20659.30	19304.60	20334.60	21360.40	19108.10	21552.10	21038.70	19619.90	21480.00	21654.20	20253.40	21369.40	247734.70

**PUBLIC DEFENDER HOURS WORKED
BY CASE TYPE
BY ATTORNEY**

PUBLIC DEFENDER CORPORATION TIME BY CASE TYPE FY2009

FELONY	81,660.10
MISDEMEANOR	50,972.40
MENTAL HYGIENE	3,747.20
JUVENILE	19,708.20
ABUSE & NEGLECT	10,514.70
HABEAS/SC	6,254.40
OTHER	7,790.30
ADMINISTRATIVE	67,087.40
TOTAL TIME	247,734.70

**PUBLIC DEFENDER TIME BY CASE TYPE
FY2009**



WV PUBLIC DEFENDER CORPORATIONS
ATTORNEY TIME BY CASE TYPE FOR FY2009 (JULY 1, 2008 TO JUNE 30, 2009)

CIRCUIT/ATTORNEY	FELONY	MISDEMEAN	MENTAL		JUVENILE	PAROLE		TERMIN/ ABUSE	HABEAS		OTHER	ADMIN	TOTAL
			HYGIENE	REVOCAT.		PROBAT.	SC						
1ST CIRCUIT													
BROGAN F	769.10	67.30	0.00	102.80	307.60	443.20	10.30	64.80	522.70	2287.80			
DELONG S	298.50	176.70	0.00	11.00	46.90	151.80	0.00	0.00	204.80	889.70			
HERSHBERGER J	673.10	433.80	0.00	7.90	168.40	124.50	0.00	1.40	425.80	1834.90			
KOKIKO A	351.90	304.00	0.00	2.60	235.40	228.40	22.80	14.60	734.50	1894.20			
MOORE T	786.70	826.00	0.00	56.00	0.00	3.50	0.00	14.50	355.00	2041.70			
STILLWELL S	768.50	899.40	0.00	37.50	14.30	8.00	0.00	12.70	198.70	1939.10			
TWITTY R	460.50	1248.40	0.00	50.00	0.40	0.60	0.00	52.60	400.60	2213.10			
WELLING S	597.80	451.60	0.00	11.50	93.90	11.20	50.10	2.60	721.10	1939.80			
WIATER J	0.00	8.60	0.00	0.00	0.00	0.00	0.00	0.00	7.50	16.10			
WOOD J	1081.00	235.70	0.00	46.60	184.20	0.10	0.00	64.80	621.50	2233.90			
CIRCUIT TOTAL	5787.10	4651.50	0.00	325.90	1051.10	971.30	83.20	228.00	4192.20	17290.30			
2ND CIRCUIT:													
ANDERSON J	116.00	977.30	0.00	63.60	322.10	197.50	44.00	8.10	330.10	2058.70			
GAINER J	524.80	304.90	0.00	31.10	443.10	149.50	0.00	45.10	448.40	1946.90			
GARDNER J	997.40	227.30	0.00	24.20	48.40	199.60	0.20	19.00	157.20	1673.30			
ZEHNDER D	911.00	36.20	0.00	32.90	17.70	9.30	3.80	14.90	986.30	2012.10			
CIRCUIT TOTAL	2549.20	1545.70	0.00	151.80	831.30	555.90	48.00	87.10	1922.00	7691.00			
5TH CIRCUIT:													
BOSTIC D	337.20	7.00	1.10	9.60	12.80	11.30	0.00	2.80	221.20	603.00			
HOLMES R	424.00	795.60	91.00	0.00	178.80	272.40	0.00	10.40	368.70	2140.90			
JOHNSON R	297.80	573.40	15.40	10.60	386.10	207.80	0.00	0.00	346.60	1837.70			
LAWSON K	589.60	312.80	9.70	1.00	57.90	0.00	0.00	11.90	276.00	1258.90			
MONK T	663.40	441.20	46.80	0.00	163.00	340.50	0.00	5.00	428.50	2088.40			
MORRIS P	51.30	54.50	1.30	0.00	0.00	1.50	0.00	0.00	33.00	141.60			
POSTALWAIT K	561.10	27.20	35.10	19.70	3.00	3.00	0.00	17.50	240.40	907.00			
SETTLE S	607.50	47.40	12.30	13.30	399.30	482.30	0.00	0.00	343.00	1905.10			
CIRCUIT TOTAL	3531.90	2259.10	212.70	54.20	1200.90	1318.80	0.00	47.60	2257.40	10882.60			

CIRCUIT/ATTORNEY	PAROLE										TOTAL	
	FELONY	MISDEMEAN	MENTAL HYGIENE	JUVENILE	REVOCAT.	ABUSE	SC	OTHER	ADMIN			
6TH CIRCUIT:												
BRYSON K	677.90	706.00	0.00	0.00	5.40	17.00	0.00	0.50	268.00		1674.80	
CARICO K	619.90	709.20	0.00	0.20	4.90	0.00	0.00	0.00	556.10		1890.30	
GOAD J	903.50	529.70	0.00	1.00	10.00	0.00	0.00	0.00	317.40		1761.60	
HAGER H	0.00	0.00	647.10	0.00	0.00	0.00	0.00	0.00	0.00		647.10	
HENDERSON G	1638.10	76.70	1.00	1.80	89.40	0.50	0.00	1.10	470.50		2279.10	
HENSLEY J	411.50	851.20	0.00	6.50	9.50	11.00	6.50	0.00	435.70		1731.90	
JORDAN P	857.10	657.00	0.00	1.00	83.50	6.00	0.00	2.00	623.00		2229.60	
LAWSON K	79.60	96.00	0.00	0.00	0.00	2.50	0.00	0.30	129.00		307.40	
LEVY P	184.10	22.30	0.20	1023.00	25.80	7.30	4.50	0.00	441.30		1708.50	
LEWIS L	1438.60	76.60	0.00	25.70	44.40	5.50	0.00	33.10	102.00		1725.90	
PREECE D	0.00	0.00	0.00	82.90	0.00	0.00	0.00	0.00	16.20		99.10	
STANLEY G	42.00	7.00	0.00	0.00	0.00	0.00	475.10	0.00	252.50		776.60	
WALTERS B	505.40	555.90	0.00	0.00	4.30	0.00	0.00	12.20	369.30		1447.10	
WALTON A	47.50	15.30	0.00	0.00	0.50	0.00	0.00	0.00	22.00		85.30	
WEED V	849.10	868.10	0.20	2.90	5.10	0.40	0.00	0.00	297.10		2022.90	
WILKINSON R	230.20	280.40	14.10	227.60	8.30	544.70	16.80	1.60	712.90		2036.60	
CIRCUIT TOTAL	8484.50	5451.40	662.60	1372.60	291.10	594.90	502.90	50.80	5013.00		22423.80	
7TH CIRCUIT:												
ADKINS D	907.00	109.20	36.30	239.70	28.40	130.40	19.90	4.70	556.30		2031.90	
BLEVINS M	898.70	229.40	5.40	25.70	33.00	38.10	3.00	2.20	495.50		1731.00	
MCDANIEL D	698.50	334.30	27.00	136.90	131.70	182.80	0.00	0.00	299.60		1810.80	
MERCERUIO G	775.60	185.30	16.10	10.20	18.70	92.00	0.00	1.50	532.70		1632.10	
CIRCUIT TOTAL	3279.80	858.20	84.80	412.50	211.80	443.30	22.90	8.40	1884.10		7205.80	
8TH CIRCUIT:												
ALVAREZ J	534.70	489.50	19.60	149.80	0.00	323.30	0.00	43.20	311.50		1871.60	
ANDERSON F	1030.40	423.10	4.70	67.20	0.00	118.50	0.30	37.40	277.60		1959.20	
BLAIR R	478.50	1262.60	22.10	26.10	0.20	33.70	0.00	23.40	165.20		2011.80	
CIRCUIT TOTAL	2043.60	2175.20	46.40	243.10	0.20	475.50	0.30	104.00	754.30		5842.60	

CIRCUIT/ATTORNEY	PAROLE										TOTAL
	FELONY	MISDEMEAN	MENTAL HYGIENE	JUVENILE	REVOCAT.	ABUSE	SC	OTHER	ADMIN		
9TH CIRCUIT:											
BISAH A	168.50	160.00	0.00	0.00	12.00	0.00	0.00	2.50	82.50		425.50
BURKS T	232.10	382.10	0.70	11.60	2.10	8.20	3.40	7.40	1231.90		1879.50
FRENCH E	532.60	832.30	0.00	0.00	33.20	2.60	0.00	6.60	403.90		1811.20
HAGER E	950.50	475.90	2.60	11.40	104.30	4.90	0.00	41.10	408.80		1999.50
HARMON S	175.60	174.10	2.20	15.10	34.30	11.10	0.00	12.70	214.40		639.50
KOSTENKO K	791.90	515.40	0.00	7.50	113.60	7.00	0.00	18.50	324.50		1778.40
LINKOUS G	8.70	11.80	3.80	598.60	0.40	816.80	65.30	1.10	455.00		1961.50
MCGINNIS J	889.70	495.00	4.00	14.50	96.80	1.50	0.00	11.50	478.50		1991.50
CIRCUIT TOTAL	3749.60	3046.60	13.30	658.70	396.70	852.10	68.70	101.40	3599.50		12486.60
10TH CIRCUIT:											
BUFFINGTON D	777.50	663.80	49.50	113.70	131.60	50.00	0.00	26.00	290.00		2102.10
DUNLAP R	624.50	652.30	72.20	76.20	91.00	62.70	0.00	19.10	128.90		1726.90
FRASHER G	960.20	517.00	47.60	163.90	102.10	60.80	0.00	16.70	530.40		2398.70
GRIFFITH M	798.40	458.80	40.70	64.90	111.90	50.20	0.00	16.30	441.00		1982.20
HEBB M	701.00	455.30	34.80	145.60	120.30	71.60	0.00	35.50	418.30		1982.40
NOGGY J	991.70	374.40	60.20	14.40	189.30	14.00	0.00	9.80	636.50		2290.30
SHUCK E	768.50	549.50	54.00	99.50	118.00	25.00	0.00	22.00	469.50		2106.00
SHUCK L	39.50	35.20	4.70	0.00	3.70	0.00	0.00	0.00	30.00		113.10
CIRCUIT TOTAL	5661.30	3706.30	363.70	678.20	867.90	334.30	0.00	145.40	2944.60		14701.70
11TH CIRCUIT:											
BOSTIC D	342.50	59.00	115.00	2.00	0.00	0.00	18.50	36.50	668.50		1242.00
DANIELL D	896.80	798.00	28.00	3.00	3.00	0.00	0.00	31.30	281.50		2041.60
EDWARDS J	886.10	523.20	57.00	95.30	33.90	202.00	15.00	29.80	256.80		2099.10
LORENSEN R	72.50	11.50	3.00	133.00	11.50	0.00	128.00	84.50	387.00		831.00
PARAGAMIAN S	525.10	532.70	11.50	313.20	3.30	440.60	4.50	25.50	292.00		2148.40
CIRCUIT TOTAL	2723.00	1924.40	214.50	546.50	51.70	642.60	166.00	207.60	1885.80		8362.10

CIRCUIT/ATTORNEY	FELONY	MISDEMEAN	MENTAL HYGIENE	JUVENILE	PAROLE PROBAT. REVOCAT.	TERMIN/ ABUSE	HABEAS SC	OTHER	ADMIN	TOTAL
12TH CIRCUIT:										
ADKINS J	1152.80	222.30	5.80	101.40	25.80	80.50	39.50	65.60	399.90	2093.60
FRALEY N	811.10	382.40	33.00	283.80	85.60	177.40	3.80	67.40	392.30	2236.80
KEARNEY E	439.20	199.00	14.50	124.20	25.50	155.60	16.70	23.80	145.50	1144.00
STANTON E	991.10	320.60	31.10	219.60	41.00	143.50	5.00	39.70	312.10	2103.70
CIRCUIT TOTAL	3394.20	1124.30	84.40	729.00	177.90	557.00	65.00	196.50	1249.80	7578.10
13TH CIRCUIT:										
AYRES G	2.80	0.30	1.50	0.00	0.00	0.00	966.60	0.00	1468.80	2440.00
BOGLE C	66.50	1212.00	6.50	0.00	6.50	0.00	0.00	61.50	344.60	1697.60
BROWN B	1321.00	92.00	0.00	6.50	59.00	1.00	11.00	28.50	458.00	1977.00
BRUMMOND M	42.90	1.50	0.00	2.30	0.00	0.00	853.40	0.00	281.10	1181.20
CASTELLE G	376.70	54.40	8.60	20.10	5.00	0.00	596.10	42.90	1109.30	2213.10
CATLETT R	382.70	2.50	7.10	2.00	0.50	0.00	908.70	0.00	830.20	2133.70
CHISOLM T	1655.10	32.50	8.40	12.30	99.50	1.80	3.60	42.00	378.50	2233.70
COLLIN J	987.40	268.20	0.00	12.00	32.10	0.00	0.40	103.90	211.50	1615.50
COOK V	1.70	119.90	3.20	732.60	0.00	0.00	0.00	35.10	229.10	1121.60
CUNNINGHAM P	103.50	4.50	0.00	14.50	0.00	0.00	1166.10	13.50	885.30	2187.40
DRIVER S	199.50	32.00	10.00	201.50	5.50	0.00	0.00	7.00	804.00	1259.50
FAERBER K	318.50	56.00	0.00	2.00	11.00	0.00	0.00	6.00	181.00	574.50
GREENE T	1.20	205.70	2.00	2.00	0.00	0.00	0.00	3.30	29.80	244.00
HOLICKER R	1056.40	52.50	23.90	13.90	35.10	17.50	20.10	58.80	193.30	1471.50
KESSELL K	13.00	1410.20	20.50	1.60	1.60	0.00	0.00	16.20	471.90	1935.00
MICHELSON G	1650.70	38.70	4.50	0.00	169.50	0.00	0.00	43.40	330.20	2237.00
MILLER D	37.50	1201.50	10.00	0.00	0.00	0.00	0.00	7.00	627.50	1883.50
MULLINS B	10.00	53.10	71.80	1238.90	1.00	0.00	2.00	9.00	857.50	2243.30
PANUCCI D	561.30	39.80	0.00	23.50	63.60	0.00	1.00	39.10	1373.10	2101.40
POORE M	1149.00	191.30	9.00	4.00	83.50	0.00	1.00	22.00	392.50	1852.30
ROSS C	0.00	45.00	1314.50	49.00	0.00	0.00	0.00	4.50	344.00	1757.00
SHAVERS Z	1382.80	103.70	3.00	0.00	88.00	0.00	0.00	25.20	449.00	2051.70
SHEETS R	1005.00	102.00	78.60	7.60	70.00	2.60	0.00	38.40	971.10	2275.30
SMITH T	243.00	1274.10	18.00	12.00	31.00	0.00	0.00	17.00	474.00	2069.10
STARCHER K	6.30	319.90	0.00	373.40	3.00	0.00	0.00	1.40	198.40	902.40
STEWART J	93.00	12.00	0.00	0.00	0.00	0.00	0.00	0.00	38.00	143.00
SULLIVAN J	1500.50	100.50	1.00	77.00	82.50	0.00	0.00	39.50	305.00	2106.00
WALDEN C	207.30	62.70	2.50	3.00	0.00	0.00	633.20	0.00	1116.40	2025.10
CIRCUIT TOTAL	14375.30	7088.50	1604.60	2811.70	847.90	22.90	5163.20	665.20	15353.10	47932.40

CIRCUIT/ATTORNEY	PAROLE										TOTAL	
	FELONY	MISDEMEAN	MENTAL HYGIENE	JUVENILE	PROBAT. REVOCAT.	TERMIN/ ABUSE	HABEAS SC	OTHER	ADMIN			
15TH CIRCUIT:												
BINEGAR D	19.70	941.60	5.50	199.50	1.50	0.40	0.00	17.40	800.60		1986.20	
CLARK J	13.40	779.70	9.00	226.90	7.00	1.40	0.00	10.60	840.20		1888.20	
COX K	4.70	1099.10	6.00	300.50	0.00	0.00	0.00	4.60	175.90		1590.80	
DAVIS G	1140.10	29.70	9.00	244.80	81.80	4.90	12.90	33.50	506.10		2062.80	
NEWBOLD W	1205.60	39.20	10.60	248.40	91.80	8.60	2.70	43.90	273.50		1924.30	
SHUCK L	1.40	109.50	0.00	13.00	0.00	7.20	0.00	0.30	83.50		214.90	
SKEEN H	1063.20	90.60	3.60	305.10	77.10	39.20	0.00	9.10	506.80		2094.70	
SPENCER L	1064.00	37.20	2.00	277.00	94.00	20.50	0.00	14.80	184.80		1694.30	
ULRICH N	1021.40	28.10	5.00	183.10	70.50	83.10	0.00	13.30	669.30		2073.80	
WRIGHT M	97.80	11.30	0.00	16.90	17.40	0.30	0.00	0.40	48.60		192.70	
CIRCUIT TOTAL	5631.30	3166.00	50.70	2015.20	441.10	165.60	15.60	147.90	4089.30		15722.70	
18th CIRCUIT:												
COLLINS S	459.10	359.30	0.70	286.00	16.90	258.90	27.50	62.60	605.40		2076.40	
GOODRICH R	437.30	253.10	79.60	228.30	38.00	0.10	2.80	34.90	911.70		1985.80	
NIEHAUS C	594.30	397.30	8.20	239.00	27.60	176.00	15.80	28.90	498.10		1985.20	
CIRCUIT TOTAL	1490.70	1009.70	88.50	753.30	82.50	435.00	46.10	126.40	2015.20		6047.40	
23RD CIRCUIT:												
ADAMS J	209.70	90.50	7.50	26.20	0.00	11.00	0.00	0.00	1779.10		2124.00	
BASHAM B	199.00	41.50	15.00	1129.00	52.50	0.00	0.00	0.00	613.10		2050.10	
COODE T	199.00	700.70	0.00	23.00	0.00	8.00	0.00	0.00	575.00		1505.70	
DALE C	0.00	0.00	0.00	2.50	0.00	54.60	0.00	0.00	115.10		172.20	
DEHAVEN W	897.30	615.80	2.50	0.50	39.10	0.00	0.00	0.00	477.50		2032.70	
DELANEY T	986.50	254.00	0.00	0.00	0.00	8.00	0.00	143.60	784.60		2176.70	
FREEMAN M	1.00	13.70	0.00	816.80	1.50	216.40	0.00	0.00	346.00		1395.40	
GOULD J	0.00	2.00	0.00	0.00	0.00	1258.00	0.00	0.00	365.10		1625.10	
GREENBAUM S	1033.10	642.50	0.00	0.00	17.00	1.00	0.00	0.00	456.00		2149.60	
LAWSON D	274.70	65.80	0.00	17.50	3.00	119.20	0.00	0.00	1531.40		2011.60	
LEHMAN C	398.60	1173.20	2.00	2.00	0.00	0.00	0.00	22.00	286.50		1884.30	
LEHMAN J	223.00	104.00	5.50	1109.90	27.00	33.50	0.00	0.00	469.00		1971.90	
MCFARLAND J	484.50	1095.00	0.00	3.00	3.00	2.00	0.00	22.00	300.00		1909.50	
PHILLIPS F	679.20	649.10	4.00	14.50	22.80	0.00	0.00	0.00	671.00		2040.60	
SPEAKER H	919.00	492.20	2.00	66.00	0.00	24.00	0.00	0.00	560.00		2063.20	
STANLEY T	928.60	422.10	0.00	0.00	65.90	17.60	0.00	1.00	420.60		1855.80	
WEINSTEIN J	886.70	254.00	0.00	81.00	0.00	266.60	0.00	24.00	294.00		1806.30	
WHITEOAK J	760.00	587.10	0.00	25.00	52.00	4.00	0.00	0.00	610.60		2038.70	
WRYE D	658.00	39.00	2.00	649.50	31.00	71.00	0.00	46.50	338.50		1835.50	
CIRCUIT TOTAL	9737.90	7242.20	40.50	3966.40	314.80	2094.90	0.00	259.10	10993.10		34648.90	

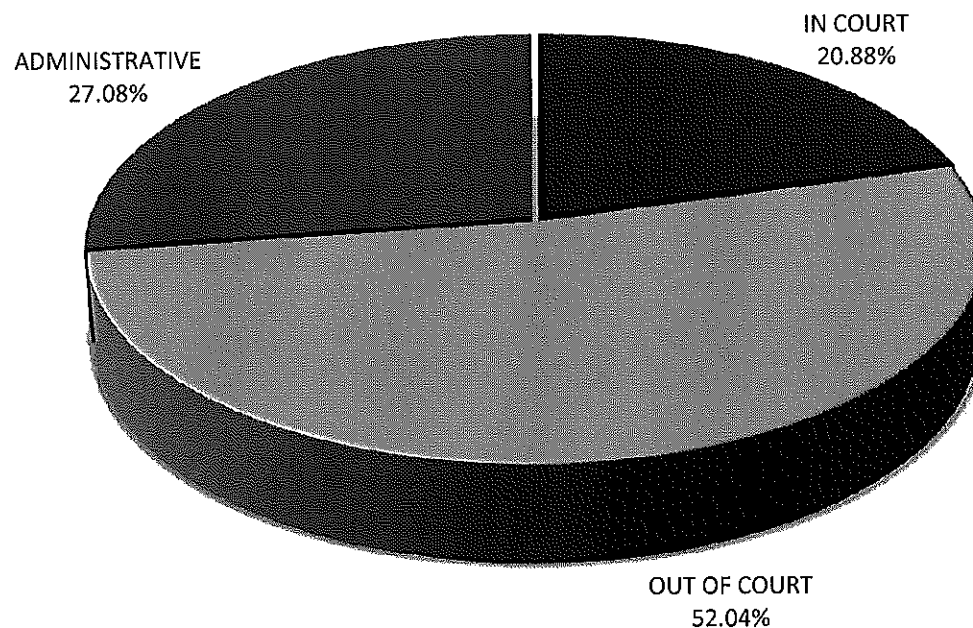
CIRCUIT/ATTORNEY	PAROLE										TOTAL	
	FELONY	MISDEMEAN	MENTAL HYGIENE	JUVENILE	REVOCAT.	ABUSE	SC	OTHER	ADMIN			
24TH CIRCUIT												
PREECE D	624.30	300.40	0.00	636.60	61.70	0.00	0.00	4.00	437.30			2064.30
QUEEN D	846.40	423.30	0.00	32.00	115.00	0.00	0.00	25.00	656.30			2098.00
STANLEY G	438.10	26.60	0.00	2.50	0.50	0.00	0.00	0.00	426.50			894.20
WALTERS B	28.50	41.50	0.00	0.00	4.50	0.00	0.00	0.00	5.00			79.50
WILKINSON R	11.70	4.80	0.00	0.30	0.50	0.00	0.00	0.00	131.70			149.00
CIRCUIT TOTAL	1949.00	796.60	0.00	671.40	182.20	0.00	0.00	29.00	1656.80			5285.00
25TH CIRCUIT												
LOCKWOOD D	597.90	145.70	31.10	138.00	164.70	461.00	36.00	21.50	412.20			2008.10
NOLEN H	25.60	1465.90	0.50	2.40	34.90	0.90	0.00	0.00	578.80			2109.00
RIFFE R	457.50	400.80	74.80	430.40	141.00	86.80	0.00	52.80	558.90			2203.00
WHITE R	912.10	98.80	11.60	18.70	46.30	13.60	29.00	0.80	950.70			2081.60
WOODS H	1549.70	26.80	4.00	10.00	312.10	23.80	5.00	24.40	169.00			2124.80
CIRCUIT TOTAL	3542.80	2138.00	122.00	599.50	699.00	586.10	70.00	99.50	2669.60			10526.50
28TH CIRCUIT:												
STANTON C	434.60	671.70	11.10	191.10	0.00	137.40	2.50	12.00	670.50			2130.90
WHITE S	440.90	299.40	5.00	154.20	2.50	176.50	0.00	12.50	249.60			1340.60
WILLIAMS P	330.30	206.00	0.00	103.00	0.00	29.00	0.00	2.00	343.60			1013.90
CIRCUIT TOTAL	1205.80	1177.10	16.10	448.30	2.50	342.90	2.50	26.50	1263.70			4485.40
30TH CIRCUIT:												
FOLEY D	809.10	597.20	35.00	29.40	9.20	8.50	0.00	93.10	691.40			2272.90
JEWELL J	1085.70	636.20	23.30	14.50	1.80	8.30	0.00	17.50	584.50			2371.80
KNOPP S	405.10	235.20	10.10	26.60	0.40	0.70	0.00	31.00	1137.50			1846.60
MCCUNE T	223.20	143.00	74.00	648.00	0.60	104.10	0.00	7.10	930.50			2130.50
CIRCUIT TOTAL	2523.10	1611.60	142.40	718.50	12.00	121.60	0.00	148.70	3343.90			8621.80
STATE TOTAL	81660.10	50972.40	3747.20	19708.20	5111.20	10514.70	6254.40	2679.10	67087.40			247734.70

**PUBLIC DEFENDER HOURS WORKED
BY ATTORNEY
IN COURT/OUT OF COURT/ADMINISTRATIVE**

PUBLIC DEFENDER CORPORATION IN COURT/OUT OF COURT TIME FOR FY 2009

IN COURT	51,736.60
OUT OF COURT	128,910.70
ADMINISTRATIVE	67,087.40
TOTAL TIME	247,734.70

PUBLIC DEFENDER IN COURT/OUT OF COURT TIME FY2009



WV PUBLIC DEFENDER CORPORATIONS TIME BY ATTORNEY BY CIRCUIT
 TIME REPORT BY COURT TIME AND ADMINISTRATIVE BY ATTORNEY JULY 1, 2008 THROUGH JUNE 30, 2009

CIRCUIT/ATTORNEY	IN COURT	OUT OF COURT	ADMINISTRATIVE	TOTAL TIME
1ST CIRCUIT:				
BROGAN F	389.20	1375.90	522.70	2287.80
DELONG S	189.50	495.40	204.80	889.70
HERSHBERGER J	228.50	1180.60	425.80	1834.90
KOKIKO A	83.60	1076.10	734.50	1894.20
MOORE T	507.20	1179.50	355.00	2041.70
STILLWELL S	249.30	1491.10	198.70	1939.10
TWITTY R	240.20	1572.30	400.60	2213.10
WELLING S	257.60	961.10	721.10	1939.80
WIATER J	2.20	6.40	7.50	16.10
WOOD J	310.70	1301.70	621.50	2233.90
CIRCUIT TOTAL	2458.00	10640.10	4192.20	17290.30
2ND CIRCUIT:				
ANDERSON J	312.40	1416.20	330.10	2058.70
GAINER J	157.70	1340.80	448.40	1946.90
GARDNER J	208.70	1307.40	157.20	1673.30
ZEHNDER D	83.10	942.70	986.30	2012.10
CIRCUIT TOTAL	761.90	5007.10	1922.00	7691.00
5TH CIRCUIT:				
BOSTIC D	89.30	292.50	221.20	603.00
HOLMES R	988.30	783.90	368.70	2140.90
JOHNSON R	473.40	1017.70	346.60	1837.70
LAWSON K	317.10	665.80	276.00	1258.90
MONK T	351.50	1308.40	428.50	2088.40
MORRIS P	23.00	85.60	33.00	141.60
POSTALWAIT K	171.40	495.20	240.40	907.00
SETTLE S	292.10	1270.00	343.00	1905.10
CIRCUIT TOTAL	2706.10	5919.10	2257.40	10882.60

CIRCUIT/ATTORNEY	IN COURT	OUT OF COURT	ADMINISTRATIVE	TOTAL TIME
6TH CIRCUIT:				
BRYSON K	325.10	1081.70	268.00	1674.80
CARICO K	447.80	886.40	556.10	1890.30
GOAD J	990.60	453.60	317.40	1761.60
HAGER H	151.60	495.50	0.00	647.10
HENDERSON G	218.90	1589.70	470.50	2279.10
HENSLEY J	669.00	627.20	435.70	1731.90
JORDAN P	699.00	907.60	623.00	2229.60
LAWSON K	100.90	77.50	129.00	307.40
LEVY P	391.30	875.90	441.30	1708.50
LEWIS L	208.80	1415.10	102.00	1725.90
PREECE D	42.40	40.50	16.20	99.10
STANLEY G	0.00	524.10	252.50	776.60
WALTERS B	393.80	684.00	369.30	1447.10
WALTON A	28.60	34.70	22.00	85.30
WEED V	570.80	1155.00	297.10	2022.90
WILKINSON R	97.00	1226.70	712.90	2036.60
CIRCUIT TOTAL	5335.60	12075.20	5013.00	22423.80
7TH CIRCUIT:				
ADKINS D	250.20	1225.40	556.30	2031.90
BLEVINS M	290.30	945.20	495.50	1731.00
MCDANIEL D	415.80	1095.40	299.60	1810.80
MERCERUIO G	212.50	886.90	532.70	1632.10
CIRCUIT TOTAL	1168.80	4152.90	1884.10	7205.80
8TH CIRCUIT:				
ALVAREZ J	353.60	1206.50	311.50	1871.60
ANDERSON F	317.70	1363.90	277.60	1959.20
BLAIR R	748.80	1097.80	165.20	2011.80
CIRCUIT TOTAL	1420.10	3668.20	754.30	5842.60

CIRCUIT/ATTORNEY	IN COURT	OUT OF COURT	ADMINISTRATIVE	TOTAL TIME
9TH CIRCUIT:				
BISAHA A	96.50	246.50	82.50	425.50
BURKS T	128.60	519.00	1231.90	1879.50
FRENCH E	285.40	1121.90	403.90	1811.20
HAGER E	463.00	1127.70	408.80	1999.50
HARMON S	162.10	263.00	214.40	639.50
KOSTENKO K	344.00	1109.90	324.50	1778.40
LINKOUS G	393.70	1112.80	455.00	1961.50
MCGINNIS J	346.60	1166.40	478.50	1991.50
CIRCUIT TOTAL	2219.90	6667.20	3599.50	12486.60
10TH CIRCUIT:				
BUFFINGTON D	678.70	1133.40	290.00	2102.10
DUNLAP R	377.20	1220.80	128.90	1726.90
FRASHER G	517.00	1351.30	530.40	2398.70
GRIFFITH M	641.50	899.70	441.00	1982.20
HEBB M	267.10	1297.00	418.30	1982.40
NOGGY J	404.30	1249.50	636.50	2290.30
SHUCK E	1070.50	566.00	469.50	2106.00
SHUCK L	47.30	35.80	30.00	113.10
CIRCUIT TOTAL	4003.60	7753.50	2944.60	14701.70
11TH CIRCUIT:				
BOSTIC D	168.50	405.00	668.50	1242.00
DANIELL D	416.00	1344.10	281.50	2041.60
EDWARDS J	315.00	1527.30	256.80	2099.10
LORENSEN R	48.00	396.00	387.00	831.00
PARAGAMIAN S	327.40	1529.00	292.00	2148.40
CIRCUIT TOTAL	1274.90	5201.40	1885.80	8362.10

CIRCUIT/ATTORNEY	IN COURT	OUT OF COURT	ADMINISTRATIVE	TOTAL TIME
12TH CIRCUIT:				
ADKINS J	601.00	1092.70	399.90	2093.60
FRALEY N	459.90	1384.60	392.30	2236.80
KEARNEY E	226.50	772.00	145.50	1144.00
STANTON E	484.80	1306.80	312.10	2103.70
CIRCUIT TOTAL	1772.20	4556.10	1249.80	7578.10
13TH CIRCUIT:				
AYRES G	15.90	955.30	1468.80	2440.00
BOGLE C	791.00	562.00	344.60	1697.60
BROWN B	354.50	1164.50	458.00	1977.00
BRUMMOND M	4.00	896.10	281.10	1181.20
CASTELLE G	80.90	1022.90	1109.30	2213.10
CATLETT R	58.10	1245.40	830.20	2133.70
CHISOLM T	446.80	1408.40	378.50	2233.70
COLLIN J	491.30	912.70	211.50	1615.50
COOK V	432.40	460.10	229.10	1121.60
CUNNINGHAM P	24.00	1278.10	885.30	2187.40
DRIVER S	317.00	138.50	804.00	1259.50
FAERBER K	90.00	303.50	181.00	574.50
GREENE T	86.20	128.00	29.80	244.00
HOLICKER R	223.80	1054.40	193.30	1471.50
KESSELL K	775.70	687.40	471.90	1935.00
MICHELSON G	475.30	1431.50	330.20	2237.00
MILLER D	751.70	504.30	627.50	1883.50
MULLINS B	672.30	713.50	857.50	2243.30
PANUCCID	151.20	577.10	1373.10	2101.40
POORE M	379.50	1080.30	392.50	1852.30
ROSS C	1334.30	78.70	344.00	1757.00
SHAVERS Z	340.50	1262.20	449.00	2051.70
SHEETS R	291.50	1012.70	971.10	2275.30
SMITH T	1042.10	553.00	474.00	2069.10
STARCHER K	455.40	248.60	198.40	902.40
STEWART J	35.00	70.00	38.00	143.00
SULLIVAN J	503.50	1297.50	305.00	2106.00
WALDEN C	23.00	885.70	1116.40	2025.10
CIRCUIT TOTAL	10646.90	21932.40	15353.10	47932.40

CIRCUIT/ATTORNEY	IN COURT	OUT OF COURT	ADMINISTRATIVE	TOTAL TIME
15TH CIRCUIT:				
BINEGAR D	337.90	847.70	800.60	1986.20
CLARK J	454.90	593.10	840.20	1888.20
COX K	315.90	1099.00	175.90	1590.80
DAVIS G	241.40	1315.30	506.10	2062.80
NEWBOLD W	423.00	1227.80	273.50	1924.30
SHUCK L	204.60	1304.90	184.80	1694.30
SKEEN H	341.50	1246.40	506.80	2094.70
SPENCER L	37.40	94.00	83.50	214.90
ULRICH N	324.60	1079.90	669.30	2073.80
WRIGHT M	25.60	118.50	48.60	192.70
CIRCUIT TOTAL	2706.80	8926.60	4089.30	15722.70
18th CIRCUIT:				
COLLINS S	216.50	1254.50	605.40	2076.40
GOODRICH R	326.80	747.30	911.70	1985.80
NIEHAUS C	217.20	1269.90	498.10	1985.20
CIRCUIT TOTAL	760.50	3271.70	2015.20	6047.40
23RD CIRCUIT:				
ADAMS J	75.90	269.00	1779.10	2124.00
BASHAM B	347.50	1089.50	613.10	2050.10
COODE T	218.20	712.50	575.00	1505.70
DALE C	24.10	33.00	115.10	172.20
DEHAVEN W	707.90	847.30	477.50	2032.70
DELANEY T	386.00	1006.10	784.60	2176.70
FREEMAN M	291.60	757.80	346.00	1395.40
GOULD J	456.00	804.00	365.10	1625.10
GREENBAUM S	699.00	994.60	456.00	2149.60
LAWSON D	225.10	255.10	1531.40	2011.60
LEHMAN C	549.20	1048.60	286.50	1884.30
LEHMAN J	404.00	1098.90	469.00	1971.90
MCFARLAND J	516.00	1093.50	300.00	1909.50
PHILLIPS F	295.00	1074.60	671.00	2040.60
SPEAKER H	532.20	971.00	560.00	2063.20
STANLEY T	609.40	825.80	420.60	1855.80
WEINSTEIN J	119.50	1392.80	294.00	1806.30
WHITEOAK J	469.40	958.70	610.60	2038.70
WRYE D	416.00	1081.00	338.50	1835.50
CIRCUIT TOTAL	7342.00	16313.80	10993.10	34648.90

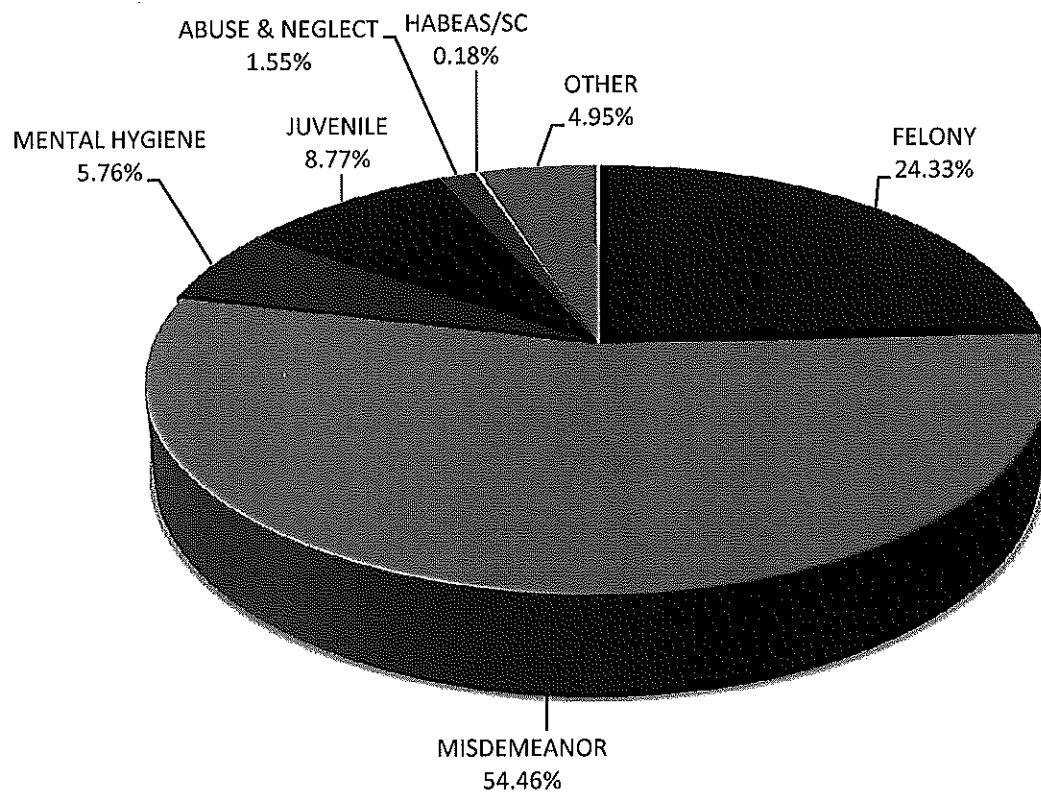
CIRCUIT/ATTORNEY	IN COURT	OUT OF COURT	ADMINISTRATIVE	TOTAL TIME
24TH CIRCUIT				
PREECE D	975.50	651.50	437.30	2064.30
QUEEN D	841.60	600.10	656.30	2098.00
STANLEY G	178.80	288.90	426.50	894.20
WALTERS B	66.00	8.50	5.00	79.50
WILKINSON R	6.00	11.30	131.70	149.00
CIRCUIT TOTAL	2067.90	1560.30	1656.80	5285.00
25TH CIRCUIT				
LOCKWOOD D	736.90	859.00	412.20	2008.10
NOLEN H	383.40	1146.80	578.80	2109.00
RIFFE R	724.50	919.60	558.90	2203.00
WHITE R	414.60	716.30	950.70	2081.60
WOODS H	475.40	1480.40	169.00	2124.80
CIRCUIT TOTAL	2734.80	5122.10	2669.60	10526.50
28TH CIRCUIT:				
STANTON C	624.10	836.30	670.50	2130.90
WHITE S	473.00	618.00	249.60	1340.60
WILLIAMS P	339.50	330.80	343.60	1013.90
CIRCUIT TOTAL	1436.60	1785.10	1263.70	4485.40
30TH CIRCUIT:				
FOLEY D	285.60	1295.90	691.40	2272.90
JEWELL J	228.60	1558.70	584.50	2371.80
KNOPP S	204.70	504.40	1137.50	1846.60
MCCUNE T	201.10	998.90	930.50	2130.50
CIRCUIT TOTAL	920.00	4357.90	3343.90	8621.80
STATE TOTAL	51736.60	128910.70	67087.40	247734.70

**PUBLIC DEFENDER CORPORATIONS
CASES AND CHARGES REPRESENTED,
OPENED, AND CLOSED
BY CASE TYPE**

PUBLIC DEFENDER CORPORATION TOTAL CASES REPRESENTED FOR FY 2009

FELONY	11431
MISDEMEANOR	25586
MENTAL HYGIENE	2704
JUVENILE	4122
ABUSE & NEGLECT	730
HABEAS/SC	85
OTHER	2324
<div style="border: 1px solid black; padding: 2px;">Parole/Probation Revocation, Extradition, and Contempt</div>	
TOTAL CASES	46982

PUBLIC DEFENDER TOTAL CASES REPRESENTED FY 2009



**PUBLIC DEFENDER CORPORATIONS
 CASES REPRESENTED BY CASE TYPE FOR FY 2009
 INCLUDES CARRYOVER AND NEW OPENED CASES**

CIRCUIT/COUNTY	FELONY	MISDEMEAN	MENTAL		PAROLE		TERMIN/ ABUSE	HABEAS		OTHER	TOTAL
			HYGIENE	JUVENILE	PROBAT.	REVOCAT.		SC	SC		
1ST CIRCUIT	624	1628	0	161	89	32	2	101	2637		
2ND CIRCUIT	318	538	0	168	44	39	1	22	1130		
5TH CIRCUIT	375	824	61	93	11	62	0	15	1441		
6TH CIRCUIT	1671	4043	562	399	77	36	13	7	6808		
7TH CIRCUIT	505	551	74	107	40	43	5	14	1339		
8TH CIRCUIT	457	1004	21	88	0	52	0	58	1680		
9TH CIRCUIT	444	1696	8	120	49	84	6	96	2503		
10TH CIRCUIT	802	1545	252	223	229	22	0	83	3156		
11TH CIRCUIT	353	662	150	95	7	40	10	39	1356		
12TH CIRCUIT	326	525	33	62	46	37	2	37	1068		
13TH CIRCUIT	2103	5790	1093	681	196	10	35	360	10268		
15TH CIRCUIT	507	1137	54	471	101	7	1	42	2320		
18TH CIRCUIT	206	302	57	65	26	21	4	64	745		
23RD CIRCUIT	1543	2963	135	715	48	149	3	88	5644		
24TH CIRCUIT	360	527	0	253	87	0	0	14	1241		
25TH CIRCUIT	367	1073	102	219	127	58	2	18	1966		
28TH CIRCUIT	232	394	14	99	3	34	1	17	794		
30TH CIRCUIT	238	384	88	103	7	4	0	62	886		
STATE TOTAL	11431	25586	2704	4122	1187	730	85	1137	46982		

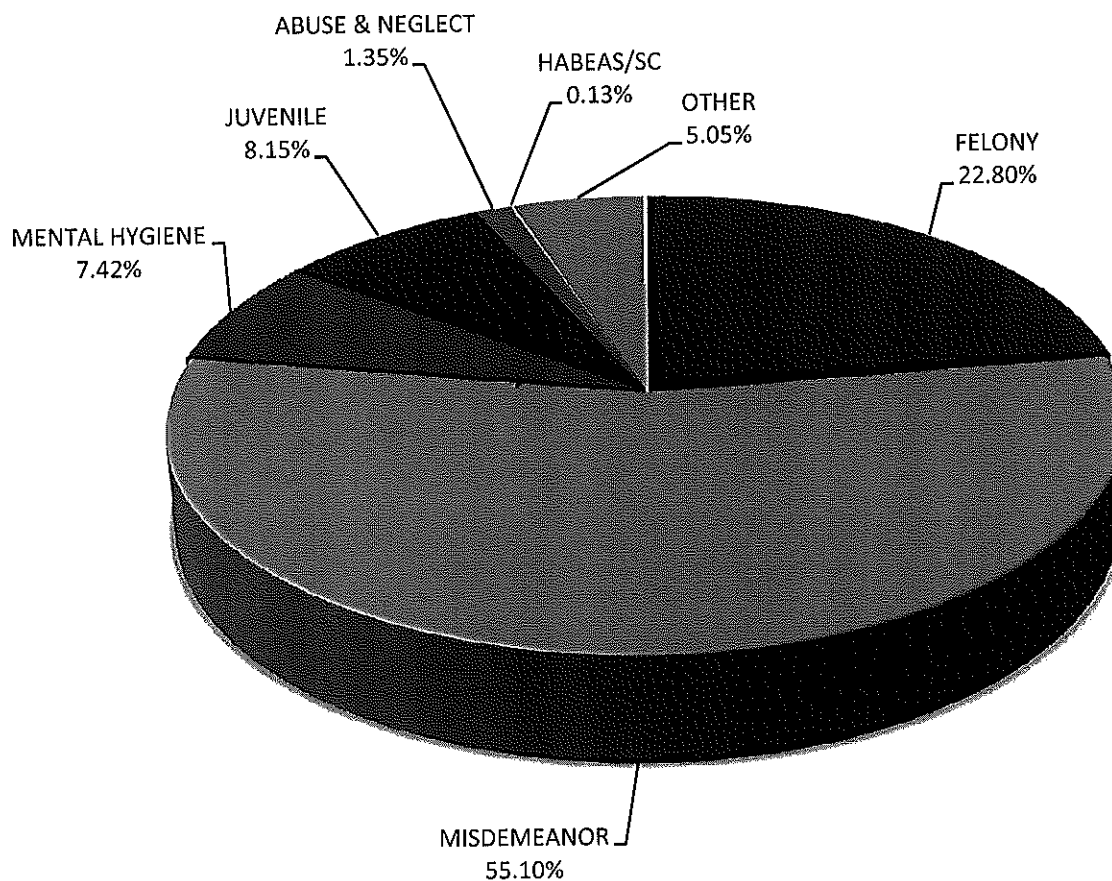
PUBLIC DEFENDER CORPORATIONS
TOTAL CHARGES FOR CASES REPRESENTED BY CASE TYPE FOR FY 2009
INCLUDES CARRYOVER AND NEW OPENED CASES

CIRCUIT/ COUNTY	FELONY		MISDEMEANOR		MENTAL HYGIENE		JUVENILE		PAROLE PROBATION REVOCAATION		TERMINATION ABUSE		HABEAS SUP.COURT		OTHER	
	PRI	CHGS	PRI	CHGS	PRI	CHGS	PRI	CHGS	PRI	CHGS	PRI	CHGS	PRI	CHGS	PRI	CHGS
1ST CIRCUIT	624	962	1628	2586	0	0	161	196	89	92	32	63	2	2	101	104
2ND CIRCUIT	318	860	538	926	0	0	168	286	44	49	39	99	1	1	22	24
5TH CIRCUIT	375	1001	824	1577	61	61	93	167	11	26	62	132	0	0	15	15
6TH CIRCUIT	1671	3542	4043	7523	562	562	399	472	77	81	36	53	13	13	7	7
7TH CIRCUIT	505	1472	551	1450	74	74	107	112	40	40	43	46	5	5	14	14
8TH CIRCUIT	457	1770	1004	2805	21	21	88	174	0	0	52	115	0	0	58	61
9TH CIRCUIT	444	1558	1696	3461	8	8	120	242	49	50	84	191	6	6	96	96
10TH CIRCUIT	802	1851	1545	2992	252	252	223	326	229	230	22	41	0	0	83	84
11TH CIRCUIT	353	935	662	955	150	150	95	168	7	8	40	61	10	10	39	41
12TH CIRCUIT	326	1381	525	1279	33	33	62	95	46	46	37	49	2	2	37	46
13TH CIRCUIT	2103	4993	5790	11066	1093	1105	681	1000	196	223	10	20	35	37	360	806
15TH CIRCUIT	507	1007	1137	1661	54	54	471	574	101	101	7	7	1	1	42	42
18TH CIRCUIT	206	386	302	582	57	57	65	78	26	26	21	29	4	4	64	64
23RD CIRCUIT	1543	3496	2963	6143	135	135	715	938	48	48	149	170	3	3	88	98
24TH CIRCUIT	360	906	527	1007	0	0	253	315	87	100	0	0	0	0	14	14
25TH CIRCUIT	367	1102	1073	2796	102	102	219	230	127	130	58	116	2	2	18	23
28TH CIRCUIT	232	800	394	684	14	14	99	122	3	3	34	64	1	1	17	17
30TH CIRCUIT	238	603	384	851	88	88	103	125	7	8	4	11	0	0	62	64
STATE TOTAL	11431	28625	25586	50344	2704	2716	4122	5620	1187	1261	730	1267	85	87	1137	1620
													TOTAL CHARGES			91540
																46982

PUBLIC DEFENDER CORPORATION NEW OPEN CASES FOR FY 2009

FELONY	7683
MISDEMEANOR	18566
MENTAL HYGIENE	2501
JUVENILE	2746
ABUSE & NEGLECT	455
HABEAS/SC	43
OTHER	1701
<div style="border: 1px solid black; padding: 2px; display: inline-block;">Parole/Probation Revocation, Extradition, and Contempt</div>	
TOTAL CASES	33695

PUBLIC DEFENDER NEW OPEN CASES FY 2009



**PUBLIC DEFENDER CORPORATIONS
 CASES OPENED BY CASE TYPE FOR FY 2009**

CIRCUIT/COUNTY	FELONY	MISDEMEAN	MENTAL		PAROLE		TERMIN/ ABUSE	HABEAS		OTHER	TOTAL
			HYGIENE	JUVENILE	PROBAT.	REVOCAT.		SC			
1ST CIRCUIT	423	1120	0	85	61	12	1	57	1759		
2ND CIRCUIT	229	446	0	107	36	27	1	19	865		
5TH CIRCUIT	281	643	60	71	7	41	0	12	1115		
6TH CIRCUIT	1261	2981	562	277	60	28	12	6	5187		
7TH CIRCUIT	332	362	74	77	35	34	2	11	927		
8TH CIRCUIT	248	693	19	47	0	30	0	44	1081		
9TH CIRCUIT	325	1252	8	78	35	56	1	88	1843		
10TH CIRCUIT	466	1130	222	158	169	15	0	83	2243		
11TH CIRCUIT	215	411	98	52	5	20	1	20	822		
12TH CIRCUIT	209	429	31	35	35	24	0	33	796		
13TH CIRCUIT	1269	3911	1073	493	151	10	20	236	7163		
15TH CIRCUIT	302	792	39	278	65	1	0	36	1513		
18TH CIRCUIT	138	227	42	31	17	12	2	62	531		
23RD CIRCUIT	1150	2381	123	485	21	87	0	66	4313		
24TH CIRCUIT	242	359	0	162	50	0	0	11	824		
25TH CIRCUIT	248	786	101	176	85	29	2	18	1445		
28TH CIRCUIT	162	308	14	84	3	26	1	17	615		
30TH CIRCUIT	183	335	35	50	4	3	0	43	653		
STATE TOTAL	7683	18566	2501	2746	839	455	43	862	33695		

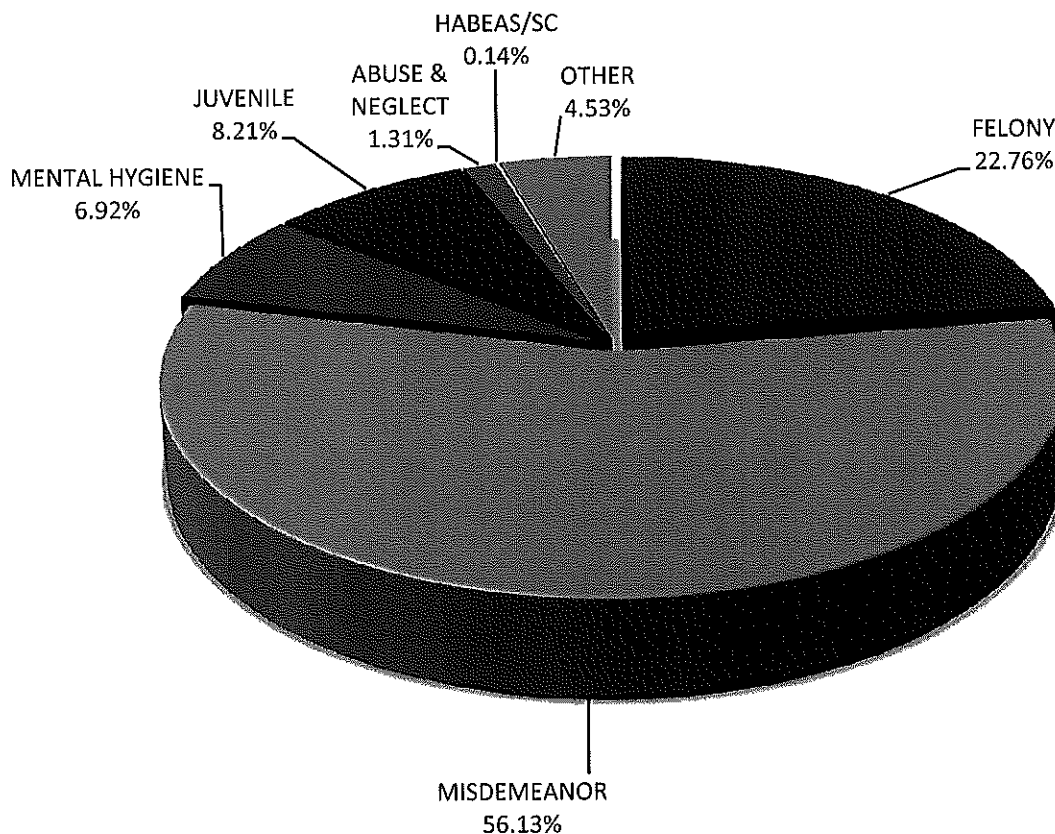
**PUBLIC DEFENDER CORPORATIONS
 CHARGES OPENED BY CASE TYPE FOR FY 2009**

CIRCUIT/ COUNTY	FELONY		MISDEMEANOR		MENTAL HYGIENE		JUVENILE		PAROLE		TERMINATION ABUSE		HABEAS SUP.COURT		OTHER	
	PRI	CHGS	PRI	CHGS	PRI	CHGS	PRI	CHGS	PRI	CHGS	PRI	CHGS	PRI	CHGS	PRI	CHGS
1ST CIRCUIT	423	678	1120	1769	0	0	85	104	61	64	12	22	1	1	57	60
2ND CIRCUIT	229	588	446	756	0	0	107	162	36	40	27	71	1	1	19	21
5TH CIRCUIT	281	777	643	1170	60	60	71	130	7	21	41	93	0	0	12	12
6TH CIRCUIT	1261	2678	2981	5590	562	562	277	326	60	60	28	38	12	12	6	6
7TH CIRCUIT	332	1022	362	939	74	74	77	82	35	35	34	37	2	2	11	11
8TH CIRCUIT	248	1091	693	1908	19	19	47	84	0	0	30	66	0	0	44	44
9TH CIRCUIT	325	1040	1252	2557	8	8	78	138	35	36	56	126	1	1	88	88
10TH CIRCUIT	466	1141	1130	2150	222	222	158	217	169	169	15	23	0	0	83	84
11TH CIRCUIT	215	517	411	570	98	98	52	111	5	5	20	33	1	1	20	21
12TH CIRCUIT	209	798	429	995	31	31	35	47	35	35	24	27	0	0	33	40
13TH CIRCUIT	1269	2678	3911	7389	1073	1085	493	722	151	172	10	20	20	22	236	444
15TH CIRCUIT	302	527	792	1147	39	39	278	337	65	65	1	1	0	0	36	36
18TH CIRCUIT	138	252	227	444	42	42	31	35	17	17	12	20	2	2	62	62
23RD CIRCUIT	1150	2433	2381	4904	123	123	485	669	21	21	87	108	0	0	66	76
24TH CIRCUIT	242	565	359	669	0	0	162	210	50	55	0	0	0	0	11	11
25TH CIRCUIT	248	673	786	2018	101	101	176	185	85	85	29	59	2	2	18	23
28TH CIRCUIT	162	433	308	557	14	14	84	95	3	3	26	47	1	1	17	17
30TH CIRCUIT	183	481	335	744	35	35	50	54	4	5	3	10	0	0	43	44
STATE TOTAL	7683	18372	18566	36276	2501	2513	2746	3708	839	888	455	801	43	45	862	1100
													TOTAL CHARGES			63703
																33695

PUBLIC DEFENDER CORPORATION CLOSED CASES FOR FY 2009

FELONY	8047
MISDEMEANOR	19843
MENTAL HYGIENE	2446
JUVENILE	2904
ABUSE & NEGLECT	462
HABEAS/SC	49
OTHER	1603
<div style="border: 1px solid black; padding: 2px; display: inline-block;">Parole/Probation Revocation, Extradition, and Contempt</div>	
TOTAL CASES	35354

PUBLIC DEFENDER CLOSED CASES FY 2009



**PUBLIC DEFENDER CORPORATIONS
 CASES CLOSED BY CASE TYPE FOR FY 2009**

CIRCUIT/COUNTY	PAROLE										TOTAL
	FELONY	MISDEMEAN	MENTAL HYGIENE	JUVENILE	PROBAT. REVOCAT.	TERMIN/ ABUSE	HABEAS SC	OTHER	TOTAL		
1ST CIRCUIT	319	990	4	73	56	18	0	57	1517		
2ND CIRCUIT	211	452	0	105	35	27	1	18	849		
5TH CIRCUIT	253	613	54	59	7	43	1	9	1039		
6TH CIRCUIT	1463	3109	539	351	64	21	5	9	5561		
7TH CIRCUIT	315	369	73	57	30	22	4	1	871		
8TH CIRCUIT	247	712	18	51	1	38	1	51	1119		
9TH CIRCUIT	326	1326	8	47	38	45	5	93	1888		
10TH CIRCUIT	539	1211	218	179	160	13	0	63	2383		
11TH CIRCUIT	230	461	51	54	10	33	4	32	875		
12TH CIRCUIT	239	449	30	42	39	17	2	32	850		
13TH CIRCUIT	982	3571	1077	361	104	1	10	183	6289		
15TH CIRCUIT	298	751	32	269	59	7	2	36	1454		
18TH CIRCUIT	94	192	35	26	8	8	1	56	420		
23RD CIRCUIT	1685	3661	154	784	49	109	10	79	6531		
24TH CIRCUIT	271	497	0	200	47	0	0	16	1031		
25TH CIRCUIT	229	833	119	128	91	41	3	11	1455		
28TH CIRCUIT	162	325	6	48	2	15	0	16	574		
30TH CIRCUIT	184	321	28	70	7	4	0	34	648		
STATE TOTAL	8047	19843	2446	2904	807	462	49	796	35354		

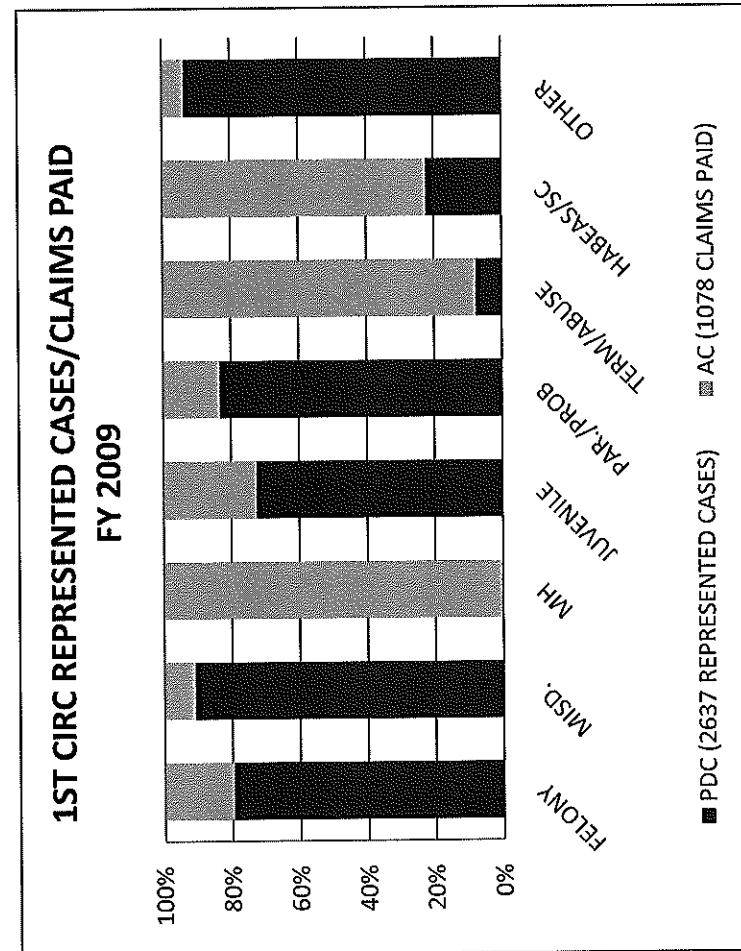
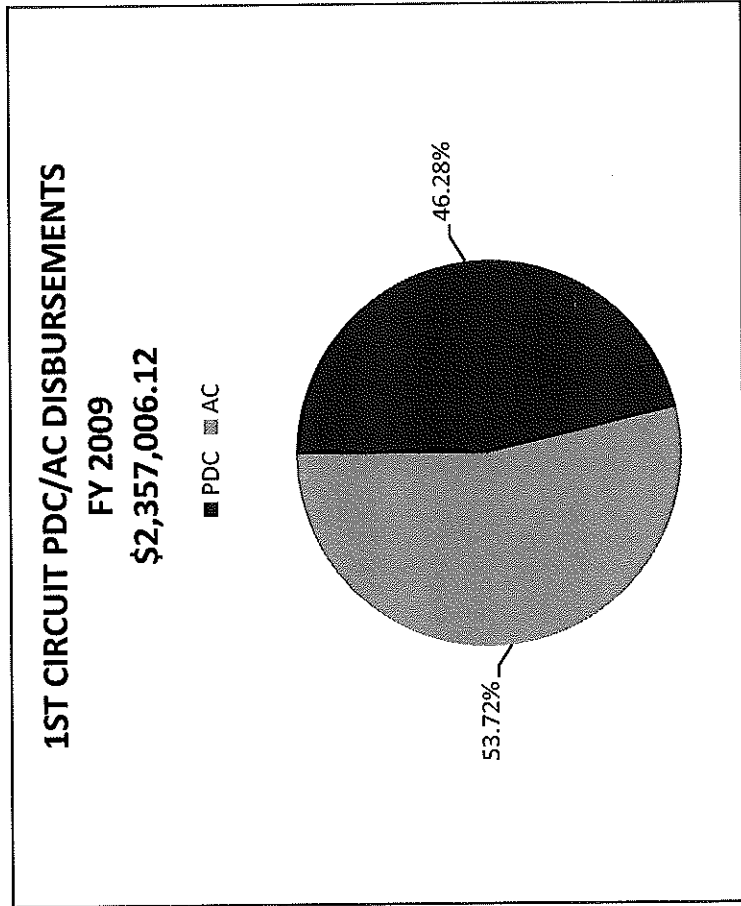
**APPENDIX C:
APPOINTED COUNSEL/PUBLIC DEFENDER
COMPARISONS
AVERAGE COSTS BY JUDICIAL CIRCUIT**

**1ST CIRCUIT (BROOKE, HANCOCK & OHIO COUNTIES)
PDC CASES REPRESENTED COMPARED TO AC CLAIMS PAID FY 2009**

PDC DISBURSEMENTS	AC DISBURSEMENTS	TOTAL	%PDC	%AC
\$1,090,726.72	\$1,266,279.40	\$2,357,006.12	46.28%	53.72%

AVG PDC COST PER CASE	AVG AC COST PER CASE
\$413.62	\$1,174.66

CASE TYPES	PDC	AC	TOTAL	%PDC	%AC
FELONY	624	161	785	79.49%	20.51%
MISD.	1628	163	1791	90.90%	9.10%
MH	0	267	267	0.00%	100.00%
JUVENILE	161	61	222	72.52%	27.48%
PAR./PROB	89	18	107	83.18%	16.82%
TERM/ABUSE	32	394	426	7.51%	92.49%
HABEAS/SC	2	7	9	22.22%	77.78%
OTHER	101	7	108	93.52%	6.48%
TOTAL	2637	1078	3715	70.98%	29.02%

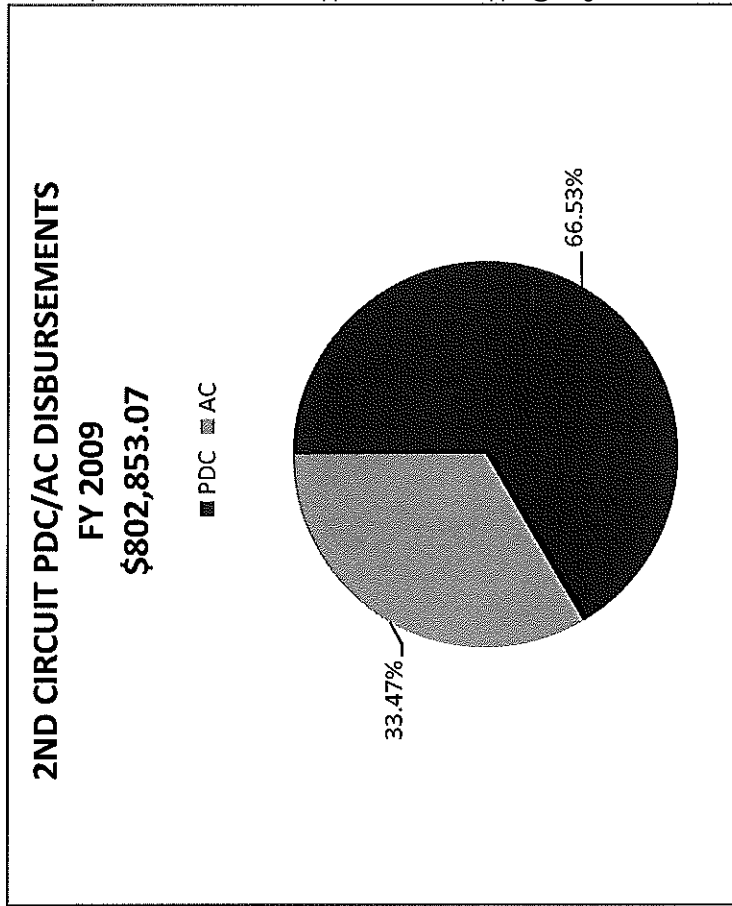



**2ND CIRCUIT (MARSHALL, TYLER & WETZEL COUNTIES)
 PDC CASES REPRESENTED COMPARED TO AC CLAIMS PAID FY 2009**

CASE TYPES	PDC	AC	TOTAL	%PDC	%AC
FELONY	318	47	365	87.12%	12.88%
MISD.	538	44	582	92.44%	7.56%
MH	0	180	180	0.00%	100.00%
JUVENILE	168	25	193	87.05%	12.95%
PAR./PROB	44	9	53	83.02%	16.98%
TERM/ABUSE	39	117	156	25.00%	75.00%
HABEAS/SC	1	2	3	33.33%	66.67%
OTHER	22	8	30	73.33%	26.67%
TOTAL	1130	432	1562	72.34%	27.66%

PDC DISBURSEMENTS	AC DISBURSEMENTS	TOTAL	%PDC	%AC
\$534,114.72	\$268,738.35	\$802,853.07	66.53%	33.47%

AVG PDC COST PER CASE	AVG AC COST PER CASE
\$472.67	\$622.08



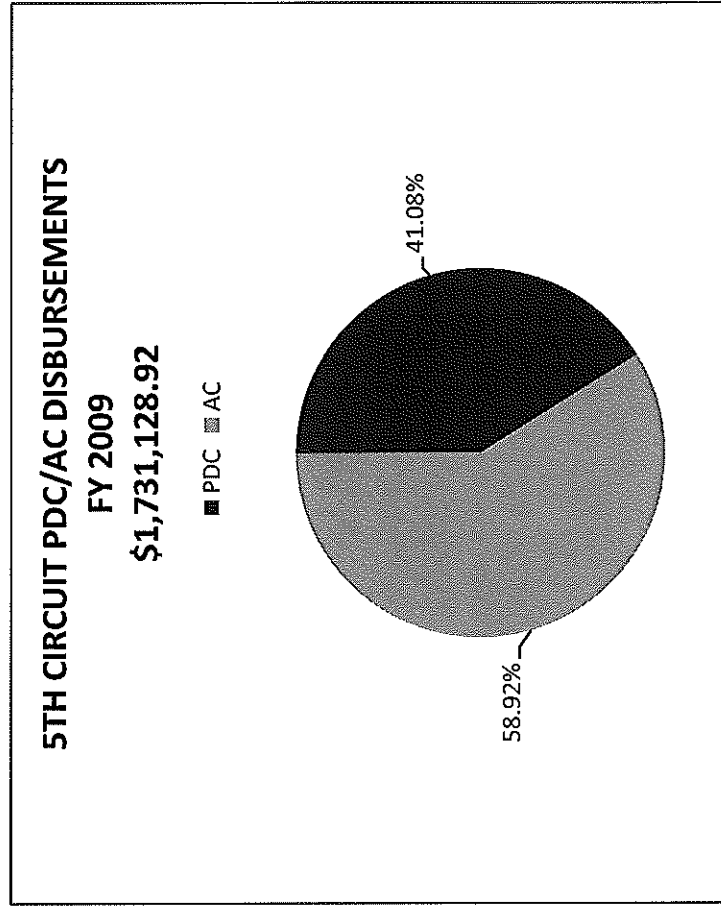
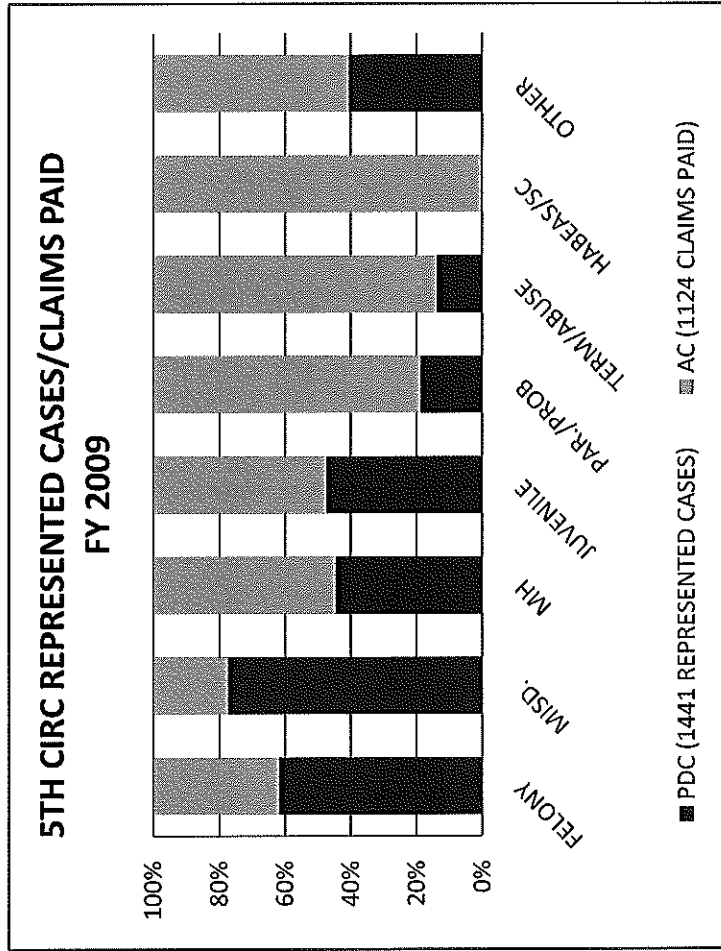
**5TH CIRCUIT (CALHOUN, JACKSON, MASON & ROANE COUNTIES)
PDC CASES REPRESENTED COMPARED TO AC CLAIMS PAID FY 2009**

*A Circuit Court order prohibits PDC work in Mason County. All indigent work is performed by Appointed Counsel

CASE TYPES	PDC	AC	TOTAL	%PDC	%AC
FELONY	375	231	606	61.88%	38.12%
MISD.	824	240	1064	77.44%	22.56%
MH	61	76	137	44.53%	55.47%
JUVENILE	93	103	196	47.45%	52.55%
PAR./PROB	11	48	59	18.64%	81.36%
TERM/ABUSE	62	387	449	13.81%	86.19%
HABEAS/SC	0	17	17	0.00%	100.00%
OTHER	15	22	37	40.54%	59.46%
TOTAL	1441	1124	2565	56.18%	43.82%

	DISBURSEMENTS	DISBURSEMENTS	TOTAL	%PDC	%AC
	\$711,066.72	\$1,020,062.20	\$1,731,128.92	41.08%	58.92%

	AVG PDC COST	AVG AC COST
PER CASE	\$493.45	\$907.53



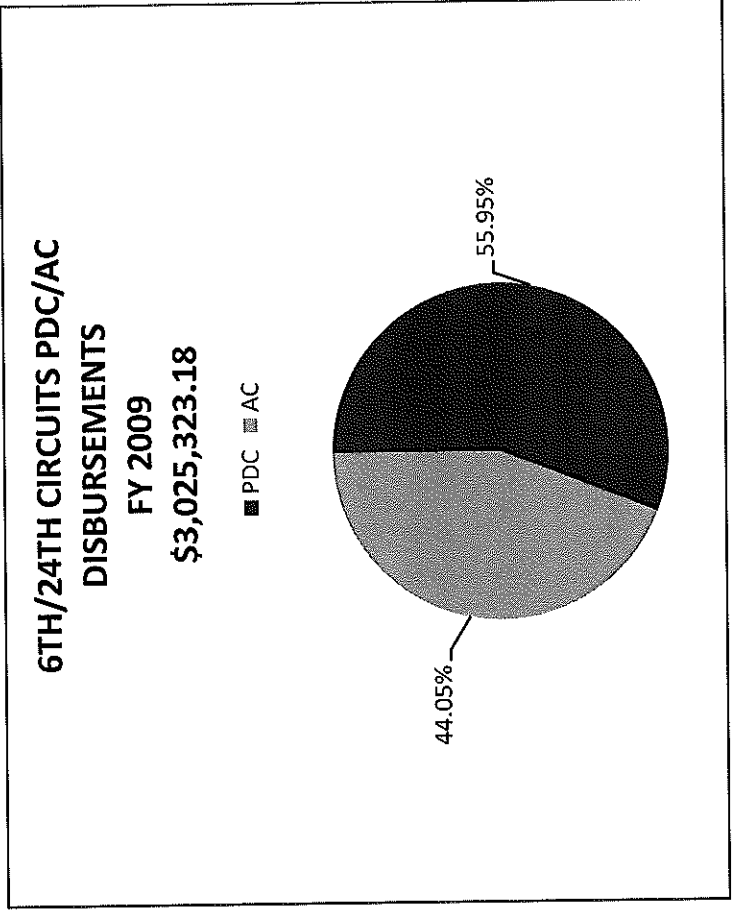

6TH CIRCUIT and 24TH CIRCUIT (CABELL & WAYNE COUNTIES)

PDC CASES REPRESENTED COMPARED TO AC CLAIMS PAID FY 2009

*The 6th/24th Circuits operate under one Public Defender Corporation. AC figures include both Cabell and Wayne Counties

CASE TYPES	PDC	AC	TOTAL	%PDC	%AC
FELONY	2031	332	2363	85.95%	14.05%
MISD.	4570	168	4738	96.45%	3.55%
IMH	562	658	1220	46.07%	53.93%
JUVENILE	652	247	899	72.53%	27.47%
PAR./PROB	164	59	223	73.54%	26.46%
TERM/ABUSE	36	614	650	5.54%	94.46%
HABEAS/SC	13	19	32	40.63%	59.38%
OTHER	21	31	52	40.38%	59.62%
TOTAL	8049	2128	10177	79.09%	20.91%

	PDC	AC	TOTAL	%PDC	%AC
DISBURSEMENTS	\$1,692,769.72	\$1,332,553.46	\$3,025,323.18	55.95%	44.05%
AVG PDC COST PER CASE	\$210.31				
AVG AC COST PER CASE		\$626.20			

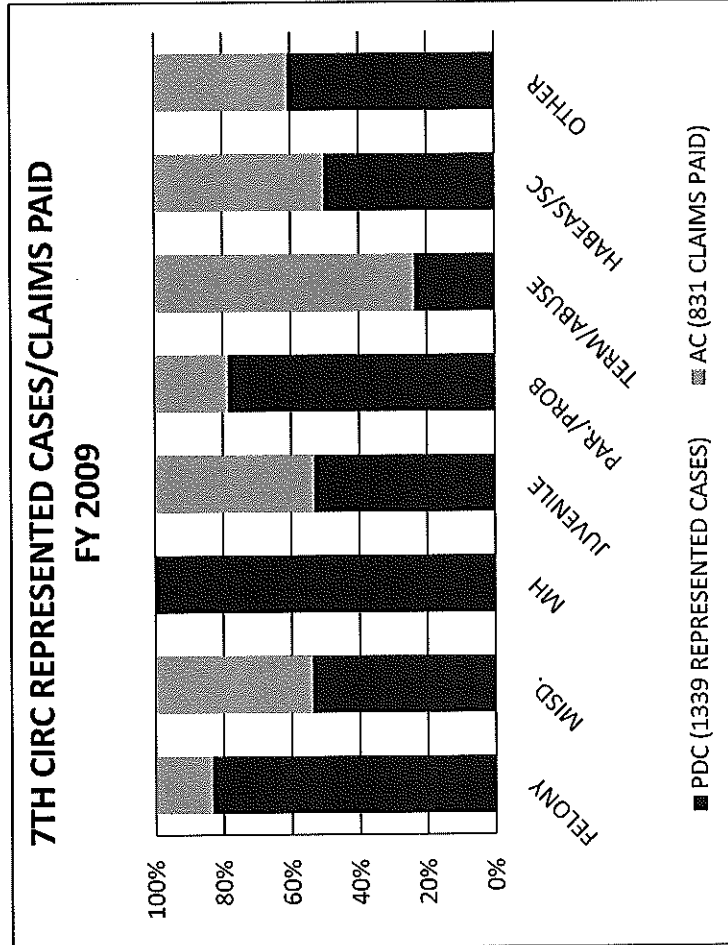
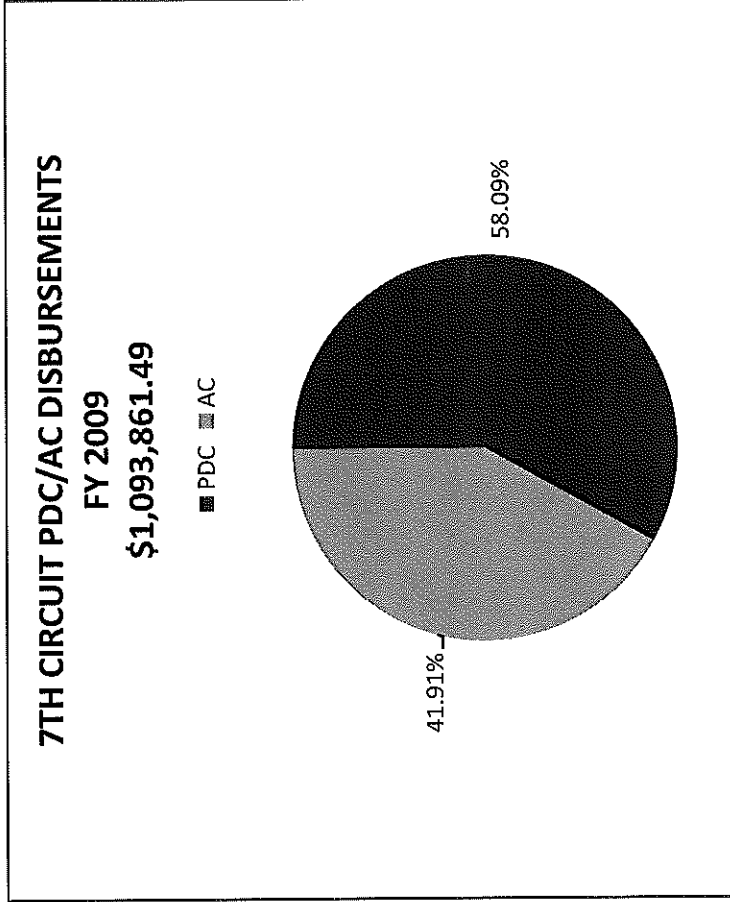


**7TH CIRCUIT (LOGAN COUNTY)
 PDC CASES REPRESENTED COMPARED TO AC CLAIMS PAID FY 2009**

PDC	AC	TOTAL	%PDC	%AC
DISBURSEMENTS	DISBURSEMENTS	TOTAL	%PDC	%AC
\$635,411.72	\$458,449.77	\$1,093,861.49	58.09%	41.91%

AVG PDC COST PER CASE	AVG AC COST PER CASE
\$474.54	\$551.68

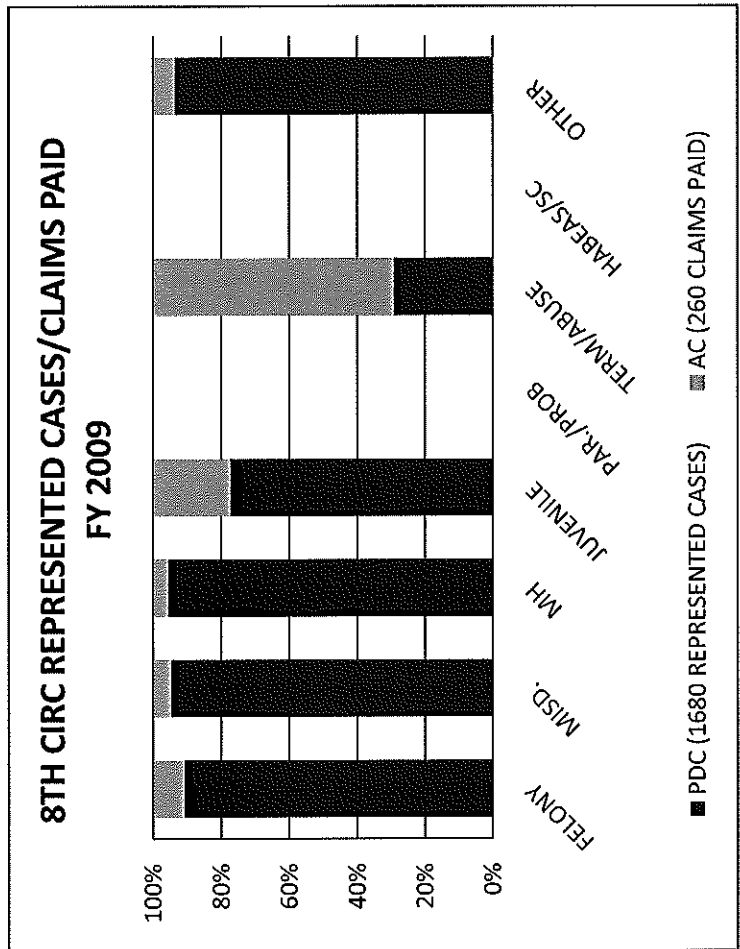
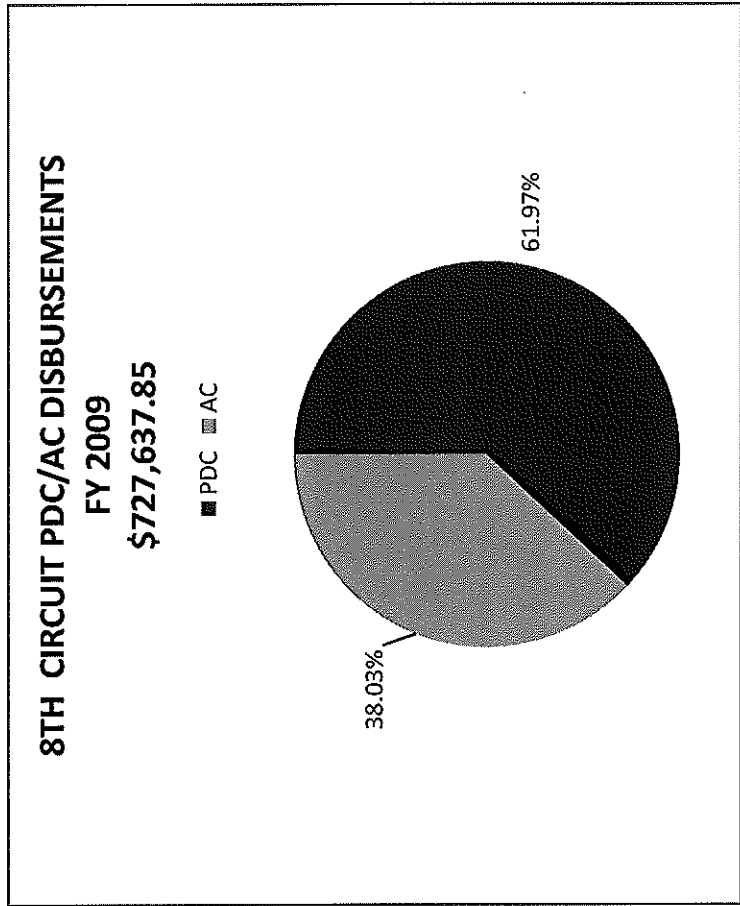
CASE TYPES	PDC	AC	TOTAL	%PDC	%AC
FELONY	505	101	606	83.33%	16.67%
MISD.	551	472	1023	53.86%	46.14%
MH	74	0	74	100.00%	0.00%
JUVENILE	107	94	201	53.23%	46.77%
PAR./PROB	40	11	51	78.43%	21.57%
TERM/ABUSE	43	139	182	23.63%	76.37%
HABEAS/SC	5	5	10	50.00%	50.00%
OTHER	14	9	23	60.87%	39.13%
TOTAL	1339	831	2170	61.71%	38.29%



**8TH CIRCUIT (MCDOWELL COUNTY)
 PDC CASES REPRESENTED COMPARED TO AC CLAIMS PAID FY 2009**

PDC	AC	TOTAL	%PDC	%AC
DISBURSEMENTS	DISBURSEMENTS	TOTAL	%PDC	%AC
\$450,884.72	\$276,753.13	\$727,637.85	61.97%	38.03%
AVG PDC COST PER CASE	AVG AC COST PER CASE			
\$268.38	\$1,064.44			

CASE TYPES	PDC	AC	TOTAL	%PDC	%AC
FELONY	457	47	504	90.67%	9.33%
MISD.	1004	56	1060	94.72%	5.28%
MH	21	1	22	95.45%	4.55%
JUVENILE	88	26	114	77.19%	22.81%
PAR./PROB	0	0	0	0.00%	0.00%
TERM/ABUSE	52	126	178	29.21%	70.79%
HABEAS/SC	0	0	0	0.00%	0.00%
OTHER	58	4	62	93.55%	6.45%
TOTAL	1680	260	1940	86.60%	13.40%

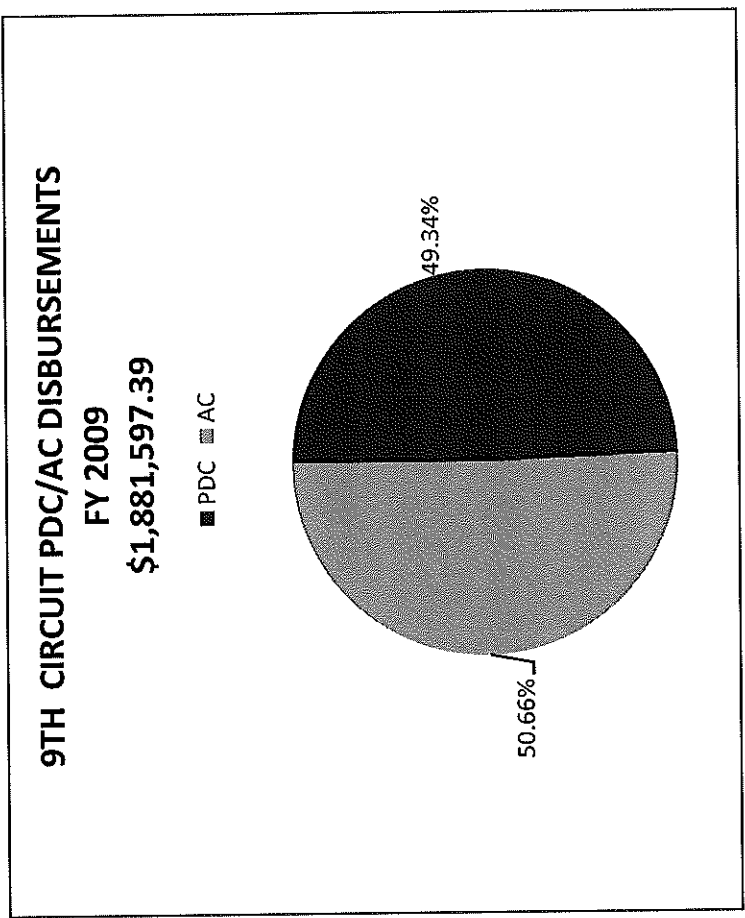
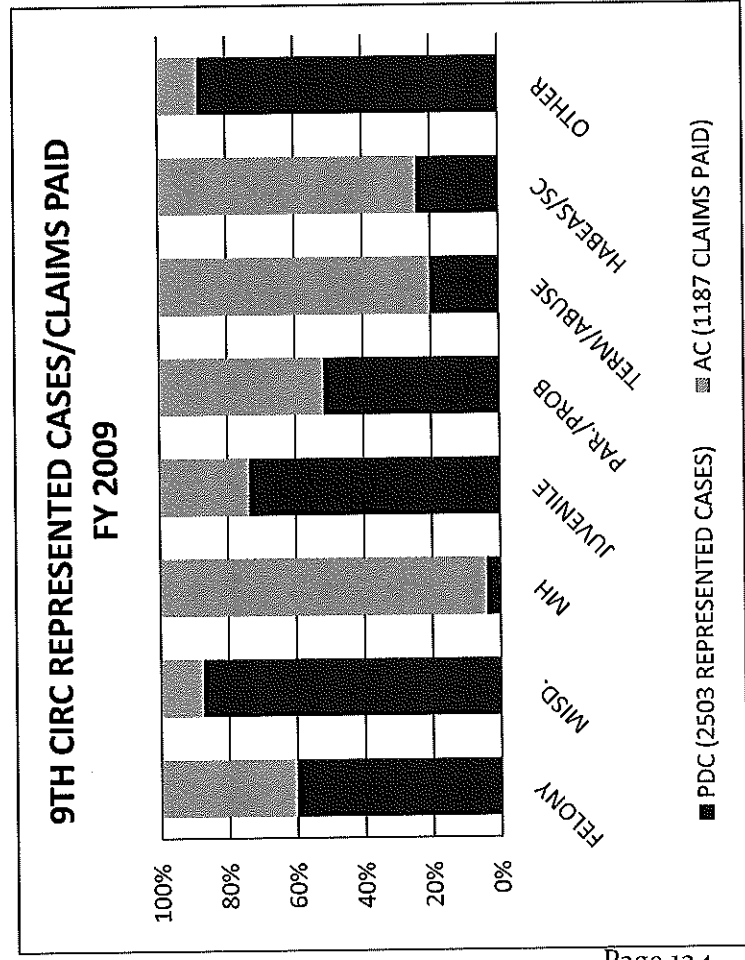


**9TH CIRCUIT (MERCER COUNTY)
PDC CASES REPRESENTED COMPARED TO AC CLAIMS PAID FY 2009**

PDC	AC	TOTAL	%PDC	%AC
DISBURSEMENTS	DISBURSEMENTS	TOTAL	%PDC	%AC
\$928,433.72	\$953,163.67	\$1,881,597.39	49.34%	50.66%

AVG PDC COST PER CASE	AVG AC COST PER CASE
\$370.93	\$803.00

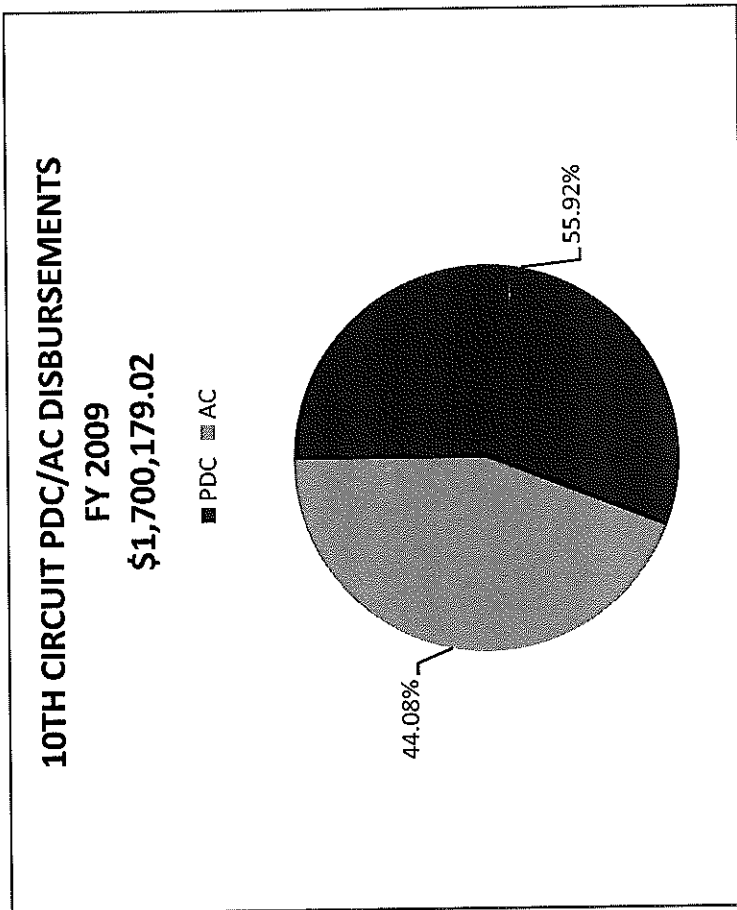
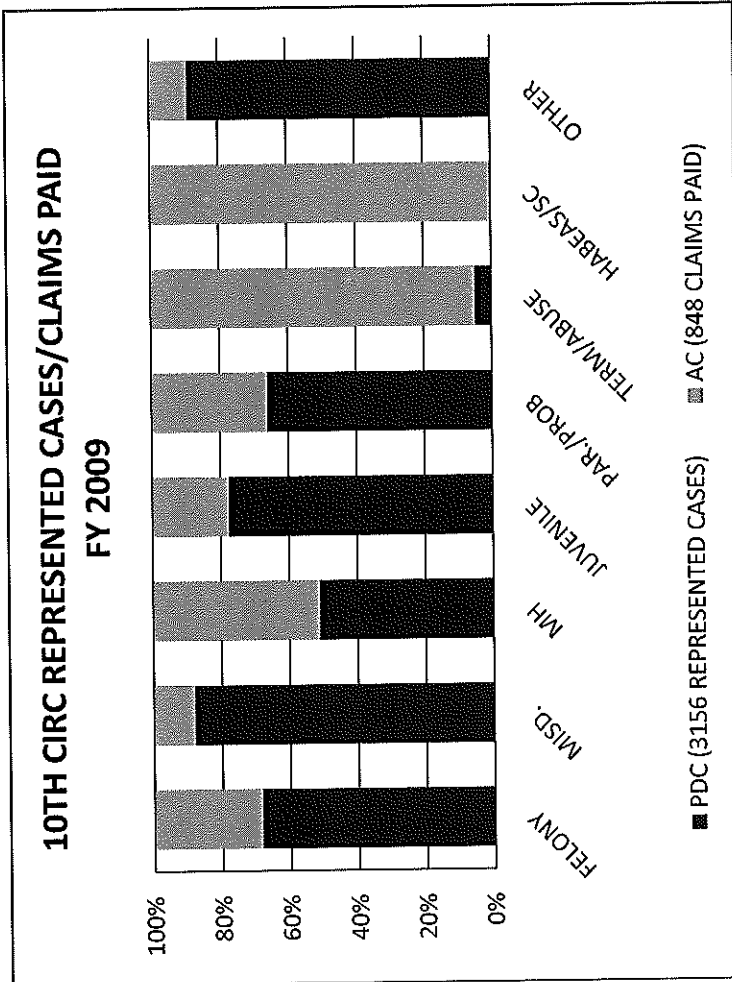
CASE TYPES	PDC	AC	TOTAL	%PDC	%AC
FELONY	444	295	739	60.08%	39.92%
MISD.	1696	246	1942	87.33%	12.67%
MH	8	193	201	3.98%	96.02%
JUVENILE	120	43	163	73.62%	26.38%
PAR./PROB	49	46	95	51.58%	48.42%
TERM/ABUSE	84	332	416	20.19%	79.81%
HABEAS/SC	6	19	25	24.00%	76.00%
OTHER	96	13	109	88.07%	11.93%
TOTAL	2503	1187	3690	67.83%	32.17%



**10TH CIRCUIT (RALEIGH COUNTY)
PDC CASES REPRESENTED COMPARED TO AC CLAIMS PAID FY 2009**

	PDC	AC	TOTAL	%PDC	%AC
CASE TYPES					
FELONY	802	132	934	85.87%	14.13%
MISD.	1545	143	1688	91.53%	8.47%
MH	252	0	252	100.00%	0.00%
JUVENILE	223	21	244	91.39%	8.61%
PAR./PROB	229	16	245	93.47%	6.53%
TERM/ABUSE	22	526	548	4.01%	95.99%
HABEAS/SC	0	6	6	0.00%	100.00%
OTHER	83	4	87	95.40%	4.60%
TOTAL	3156	848	4004	78.82%	21.18%

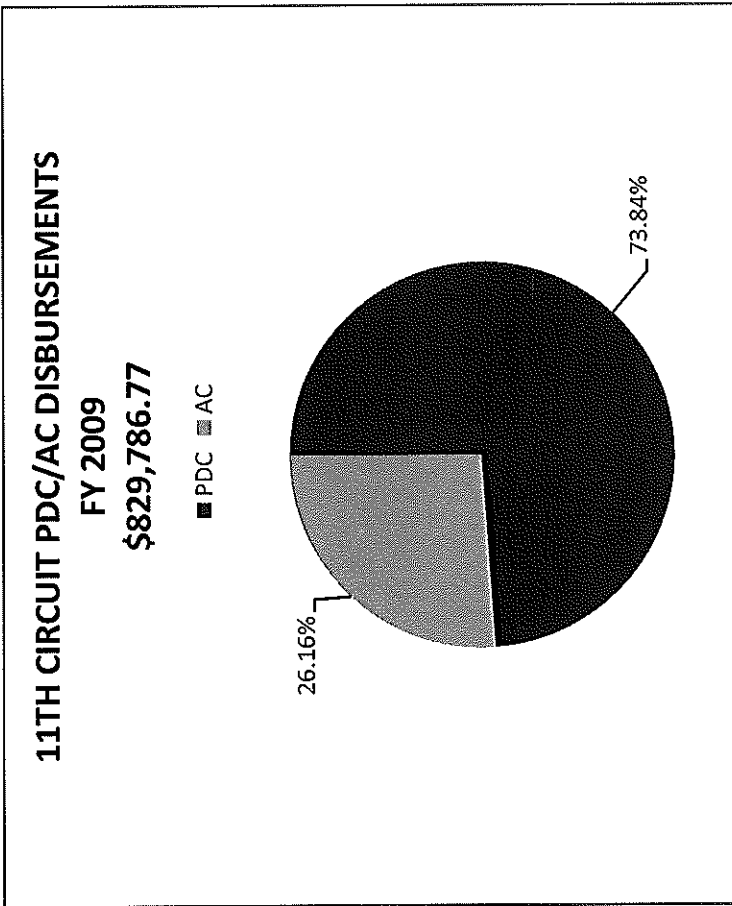
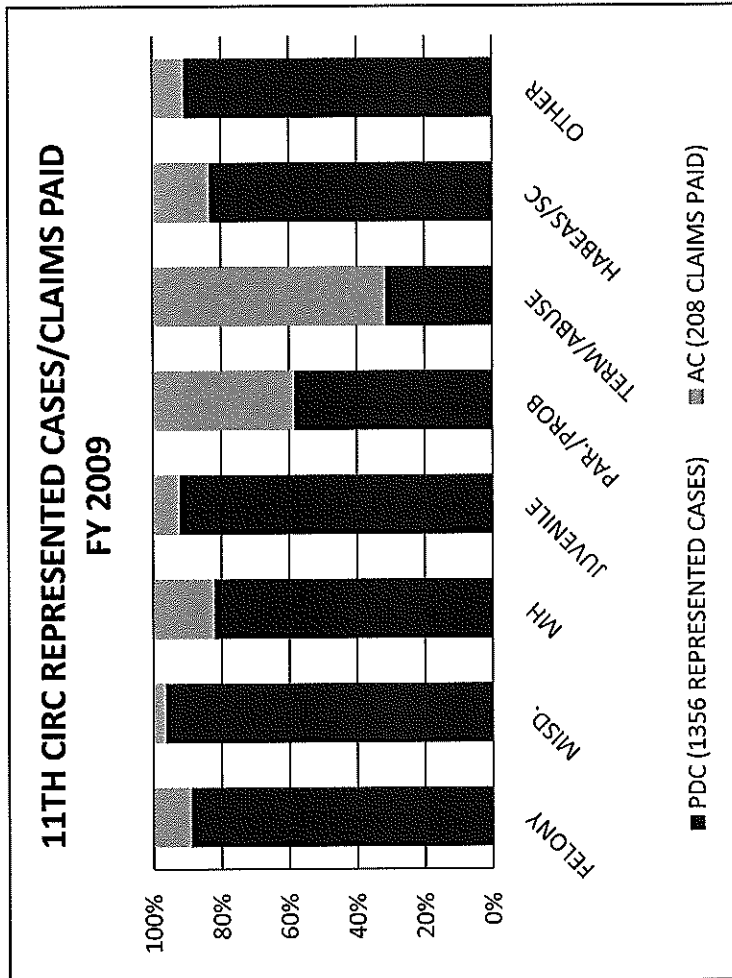
	PDC	AC	TOTAL	%PDC	%AC
DISBURSEMENTS	\$950,676.72	\$749,502.30	\$1,700,179.02	55.92%	44.08%
AVG PDC COST PER CASE	\$301.23	AVG AC COST PER CASE	\$883.85		



**11TH CIRCUIT (GREENBRIER & POCAHONTAS COUNTIES)
 PDC CASES REPRESENTED COMPARED TO AC CLAIMS PAID FY 2009**

	PDC	AC	TOTAL	%PDC	%AC
FELONY	353	44	397	88.92%	11.08%
MISD.	662	25	687	96.36%	3.64%
MH	150	33	183	81.97%	18.03%
JUVENILE	95	8	103	92.23%	7.77%
PAR./PROB	7	5	12	58.33%	41.67%
TERM/ABUSE	40	87	127	31.50%	68.50%
HABEAS/SC	10	2	12	83.33%	16.67%
OTHER	39	4	43	90.70%	9.30%
TOTAL	1356	208	1564	86.70%	13.30%

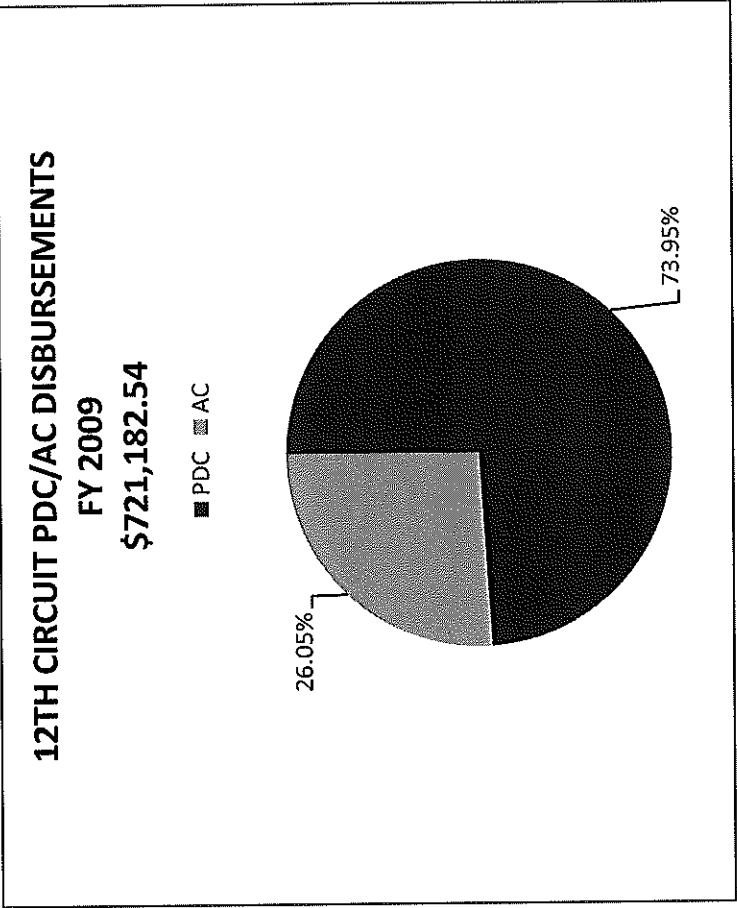
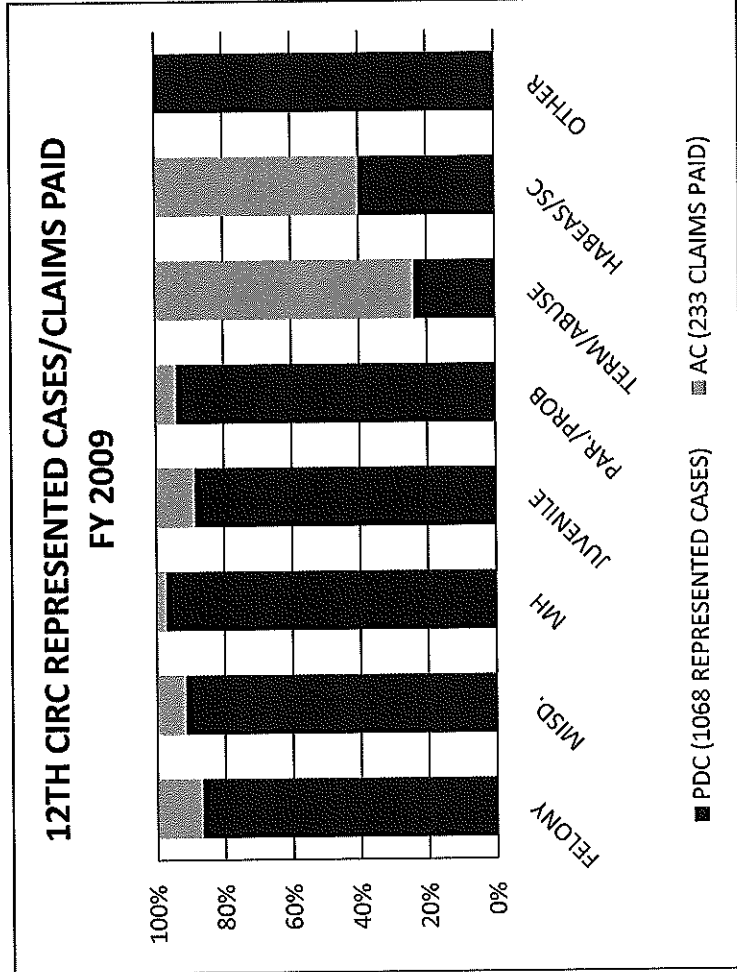
	PDC	AC	TOTAL	%PDC	%AC
DISBURSEMENTS	\$612,702.72	\$217,084.05	\$829,786.77	73.84%	26.16%
AVG PDC COST PER CASE	\$451.85	AVG AC COST PER CASE	\$1,043.67		



**12TH CIRCUIT (FAYETTE COUNTY)
 PDC CASES REPRESENTED COMPARED TO AC CLAIMS PAID FY 2009**

CASE TYPES	PDC	AC	TOTAL	%PDC	%AC
FELONY	326	50	376	86.70%	13.30%
MISD.	525	49	574	91.46%	8.54%
MH	33	1	34	97.06%	2.94%
JUVENILE	62	8	70	88.57%	11.43%
PAR./PROB	46	3	49	93.88%	6.12%
TERM/ABUSE	37	119	156	23.72%	76.28%
HABEAS/SC	2	3	5	40.00%	60.00%
OTHER	37	0	37	100.00%	0.00%
TOTAL	1068	233	1301	82.09%	17.91%

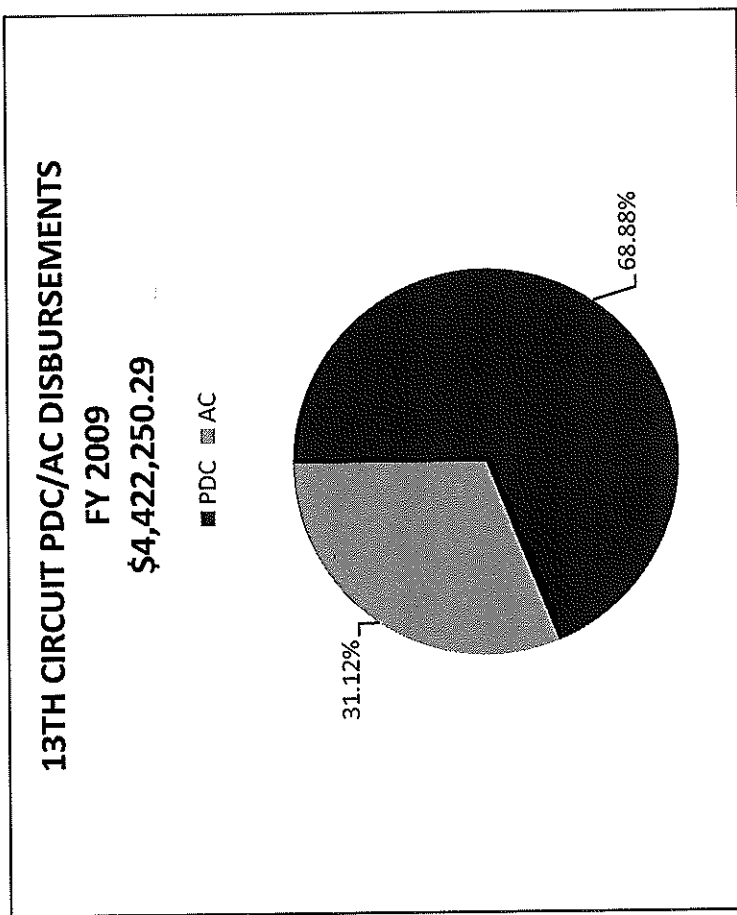

PDC	AC
DISBURSEMENTS	DISBURSEMENTS
\$533,323.72	\$187,858.82
TOTAL	\$721,182.54
AVG PDC COST PER CASE	AVG AC COST PER CASE
\$499.37	\$806.26



**13TH CIRCUIT (KANAWHA COUNTY)
PDC CASES REPRESENTED COMPARED TO AC CLAIMS PAID FY 2009**

CASE TYPES	PDC	AC	TOTAL	%PDC	%AC
FELONY	2103	404	2507	83.89%	16.11%
MISD.	5790	522	6312	91.73%	8.27%
MH	1093	36	1129	96.81%	3.19%
JUVENILE	681	96	777	87.64%	12.36%
PAR./PROB	196	32	228	85.96%	14.04%
TERM/ABUSE	10	708	718	1.39%	98.61%
HABEAS/SC	35	12	47	74.47%	25.53%
OTHER	360	15	375	96.00%	4.00%
TOTAL	10268	1825	12093	84.91%	15.09%

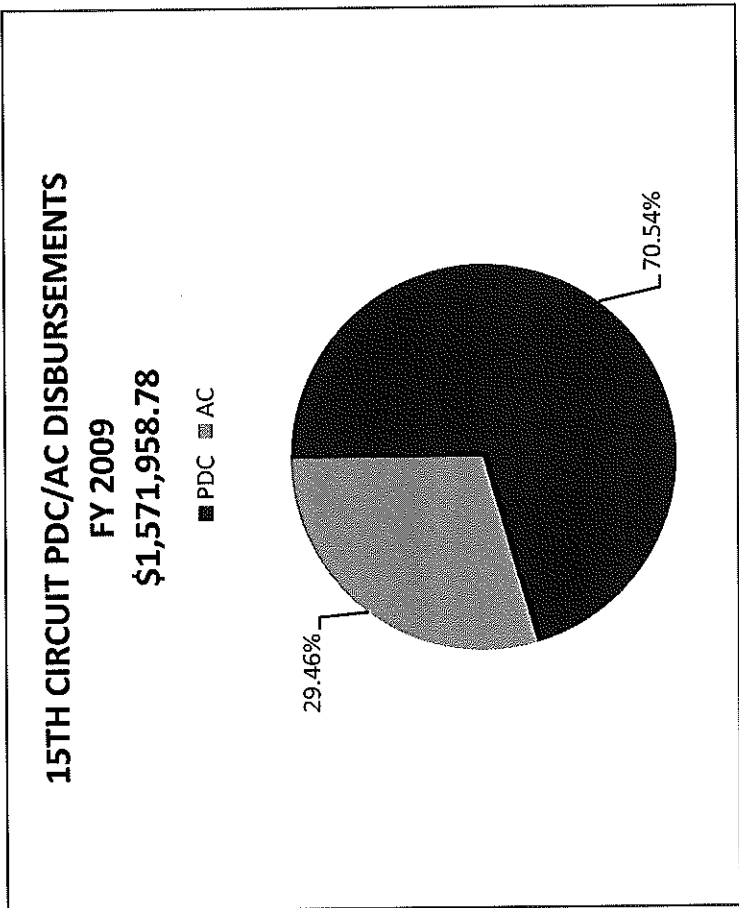
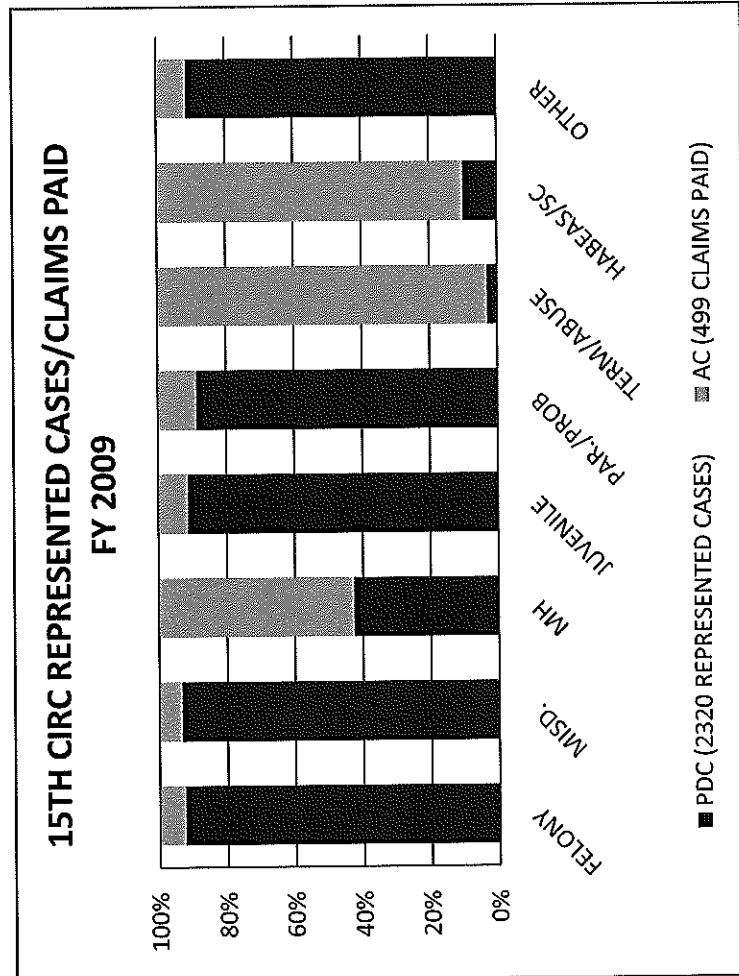
	PDC	AC	TOTAL	%PDC	%AC
DISBURSEMENTS	\$3,046,006.73	\$1,376,243.56	\$4,422,250.29	68.88%	31.12%
AVG PDC COST PER CASE	\$296.65				
AVG AC COST PER CASE		\$754.11			



**15TH CIRCUIT (HARRISON COUNTY)
PDC CASES REPRESENTED COMPARED TO AC CLAIMS PAID FY 2009**

CASE TYPES	PDC	AC	TOTAL	%PDC	%AC
FELONY	507	42	549	92.35%	7.65%
MISD.	1137	81	1218	93.35%	6.65%
MH	54	73	127	42.52%	57.48%
JUVENILE	471	45	516	91.28%	8.72%
PAR./PROB	101	13	114	88.60%	11.40%
TERM/ABUSE	7	232	239	2.93%	97.07%
HABEAS/SC	1	9	10	10.00%	90.00%
OTHER	42	4	46	91.30%	8.70%
TOTAL	2320	499	2819	82.30%	17.70%

	PDC	AC	TOTAL	%PDC	%AC
DISBURSEMENTS	\$1,108,869.72	\$463,089.06	\$1,571,958.78	70.54%	29.46%
AVG PDC COST PER CASE	\$477.96	\$928.03			
AVG AC COST PER CASE					

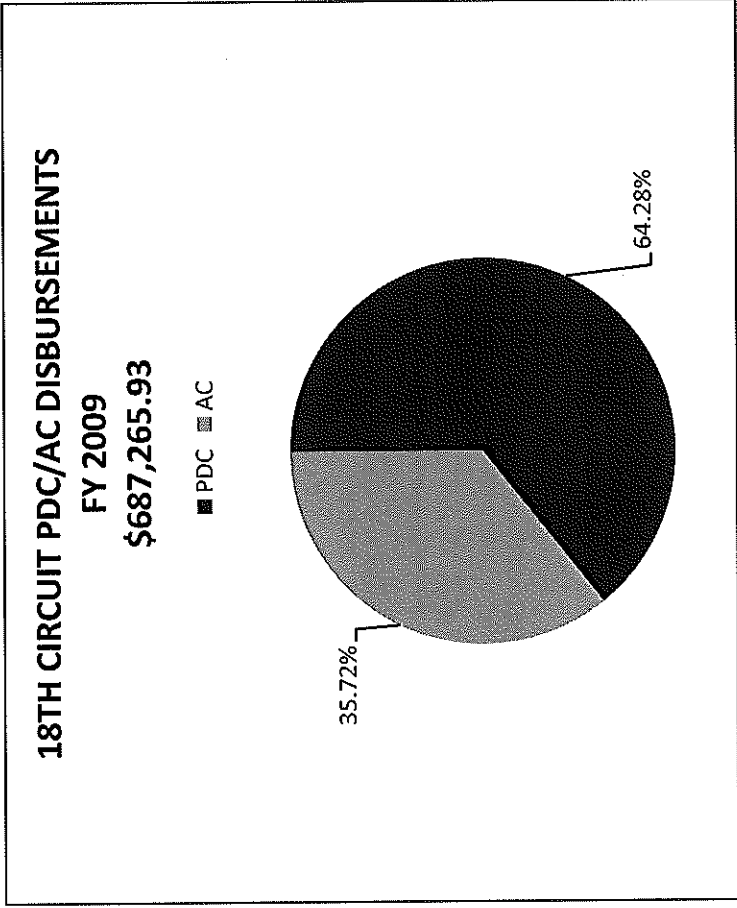
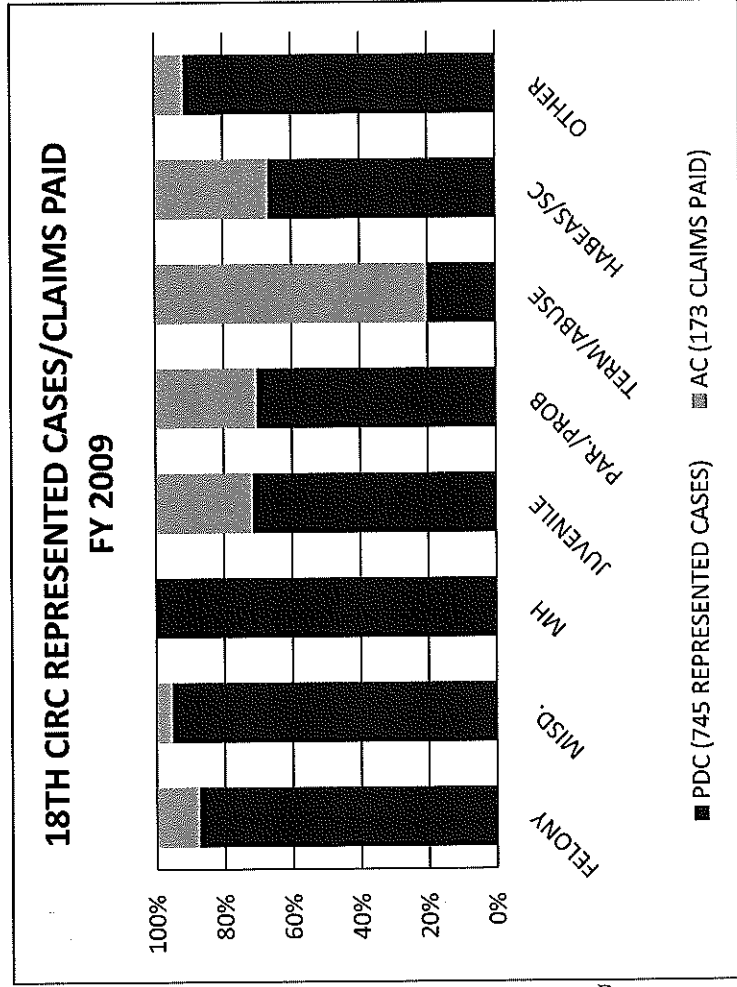


**18TH CIRCUIT (PRESTON COUNTY)
PDC CASES REPRESENTED COMPARED TO AC CLAIMS PAID FY 2009**

CASE TYPES	PDC	AC	TOTAL	%PDC	%AC
FELONY	206	30	236	87.29%	12.71%
MISD.	302	15	317	95.27%	4.73%
MH	57	0	57	100.00%	0.00%
JUVENILE	65	26	91	71.43%	28.57%
PAR./PROB	26	11	37	70.27%	29.73%
TERM/ABUSE	21	83	104	20.19%	79.81%
HABEAS/SC	4	2	6	66.67%	33.33%
OTHER	64	6	70	91.43%	8.57%
TOTAL	745	173	918	81.15%	18.85%

	PDC DISBURSEMENTS	AC DISBURSEMENTS	TOTAL	%PDC	%AC
	\$441,780.72	\$245,485.21	\$687,265.93	64.28%	35.72%

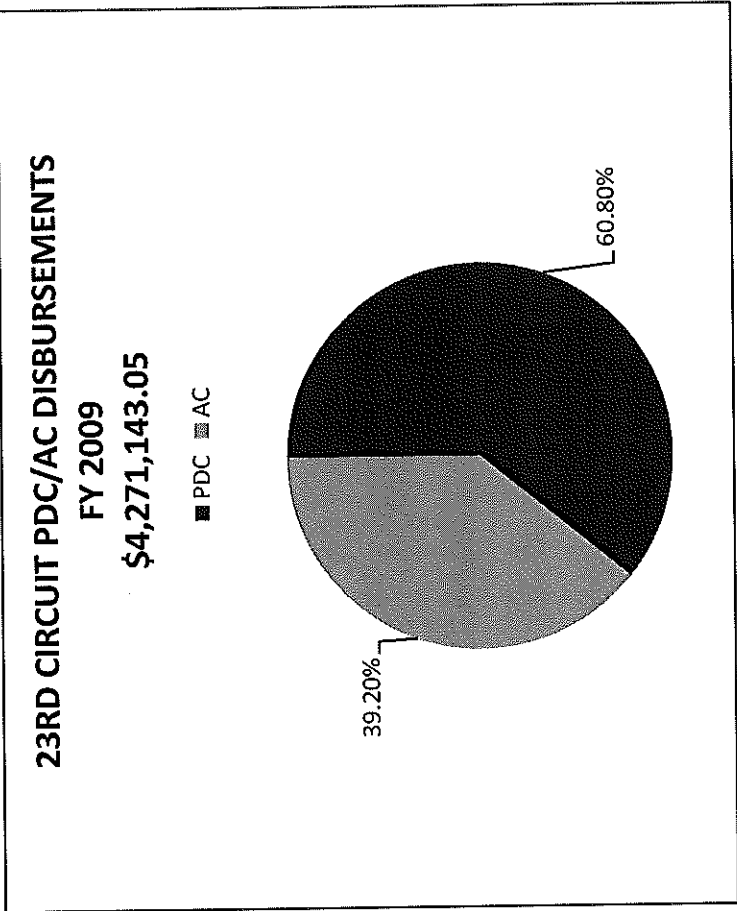
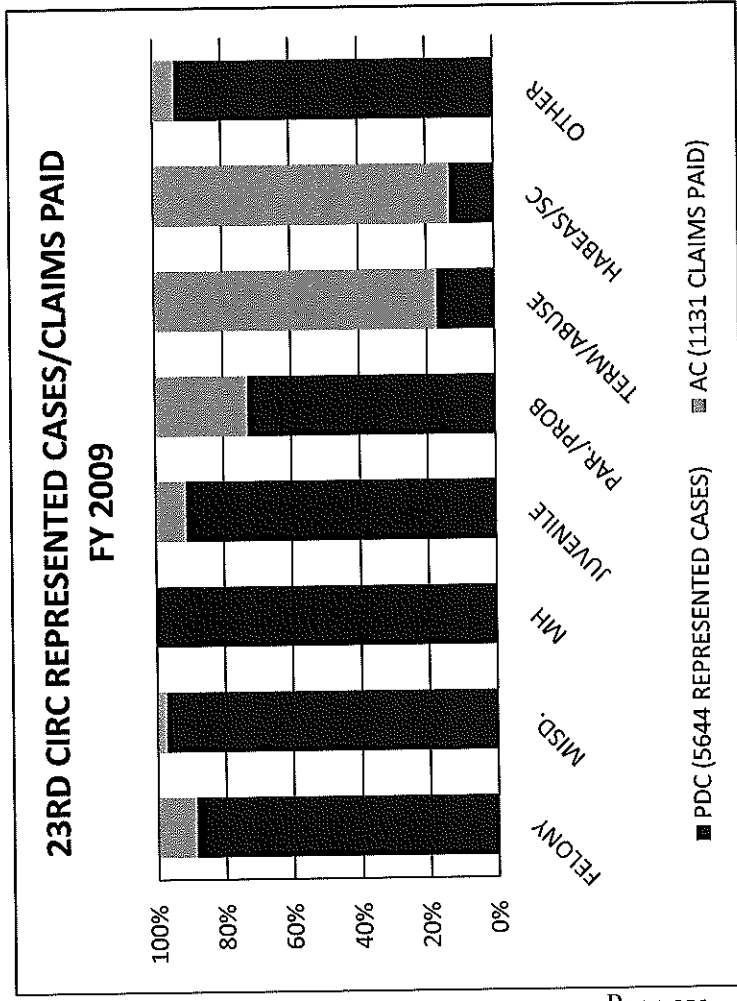
	AVG PDC COST PER CASE	AVG AC COST PER CASE
	\$592.99	\$1,418.99



**23RD CIRCUIT (BERKELEY, JEFFERSON & MORGAN COUNTIES)
PDC CASES REPRESENTED COMPARED TO AC CLAIMS PAID FY 2009**

	PDC	AC	TOTAL	%PDC	%AC
DISBURSEMENTS	\$2,596,951.72	\$1,674,191.33	\$4,271,143.05	60.80%	39.20%
AVG PDC COST PER CASE	\$460.13	\$1,480.28			
AVG AC COST PER CASE					


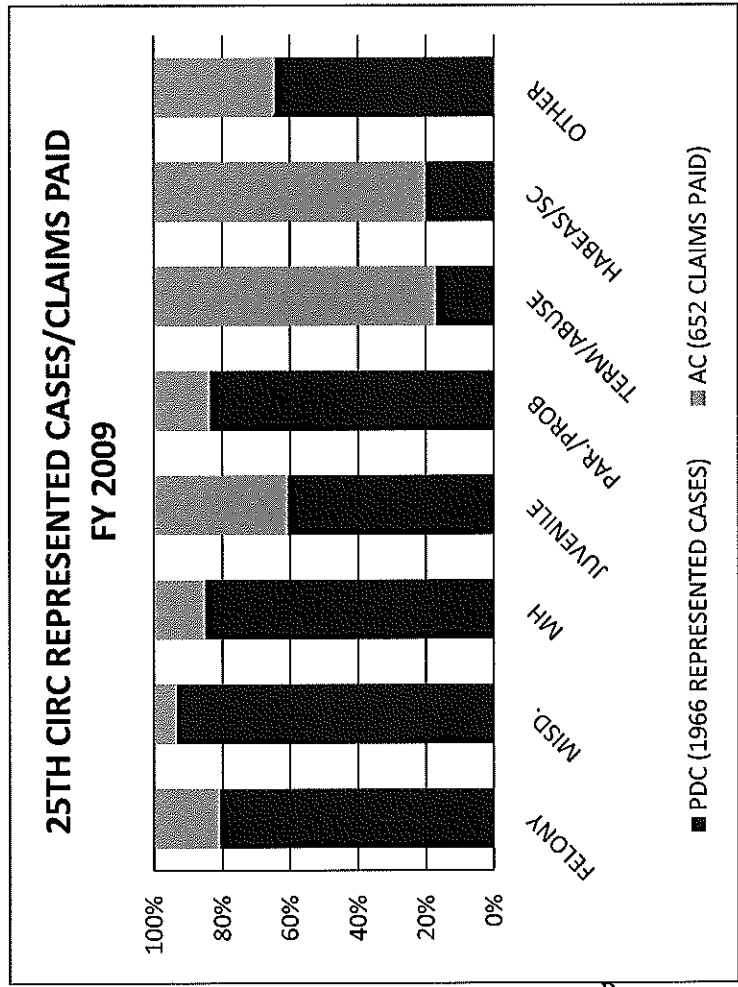
CASE TYPES	PDC	AC	TOTAL	%PDC	%AC
FELONY	1543	198	1741	88.63%	11.37%
MISD.	2963	84	3047	97.24%	2.76%
MH	135	0	135	100.00%	0.00%
JUVENILE	715	70	785	91.08%	8.92%
PAR./PROB	48	18	66	72.73%	27.27%
TERM/ABUSE	149	735	884	16.86%	83.14%
HABEAS/SC	3	20	23	13.04%	86.96%
OTHER	88	6	94	93.62%	6.38%
TOTAL	5644	1131	6775	83.31%	16.69%



**25TH CIRCUIT (BOONE & LINCOLN COUNTIES)
 PDC CASES REPRESENTED COMPARED TO AC CLAIMS PAID FY 2009**

CASE TYPES	PDC	AC	TOTAL	%PDC	%AC
FELONY	367	88	455	80.66%	19.34%
MISD.	1073	78	1151	93.22%	6.78%
MH	102	18	120	85.00%	15.00%
JUVENILE	219	142	361	60.66%	39.34%
PAR./PROB	127	25	152	83.55%	16.45%
TERM/ABUSE	58	283	341	17.01%	82.99%
HABEAS/SC	2	8	10	20.00%	80.00%
OTHER	18	10	28	64.29%	35.71%
TOTAL	1966	652	2618	75.10%	24.90%

	PDC DISBURSEMENTS	AC DISBURSEMENTS	TOTAL	%PDC	%AC
	\$652,135.72	\$564,653.96	\$1,216,789.68	53.59%	46.41%
AVG PDC COST PER CASE	\$331.71	AVG AC COST PER CASE	\$866.03		

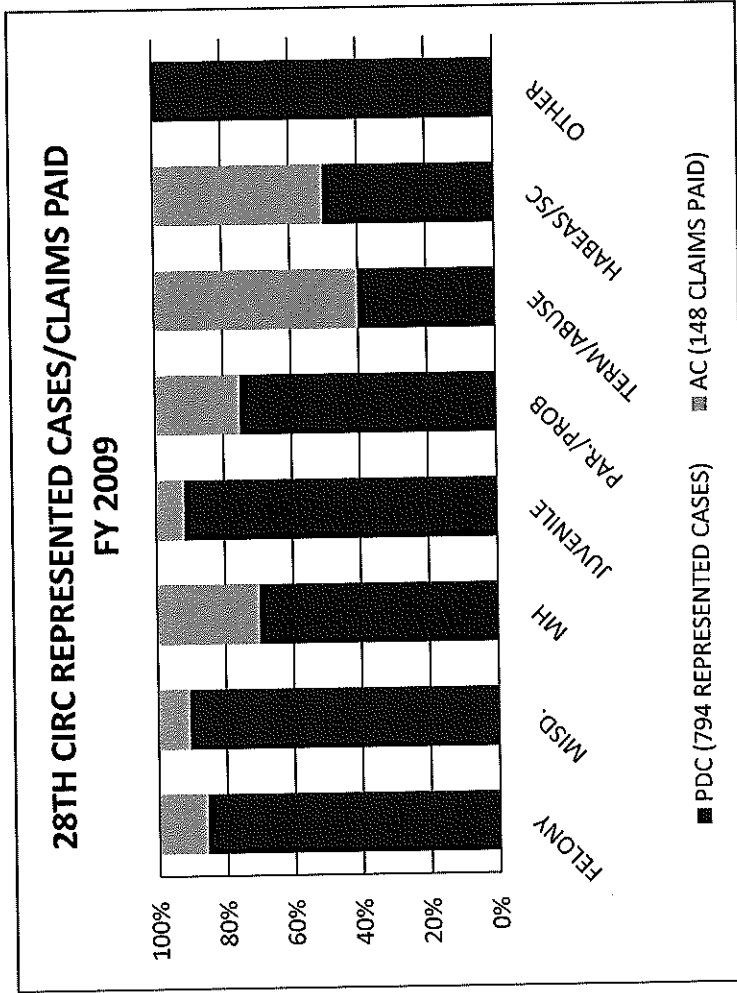
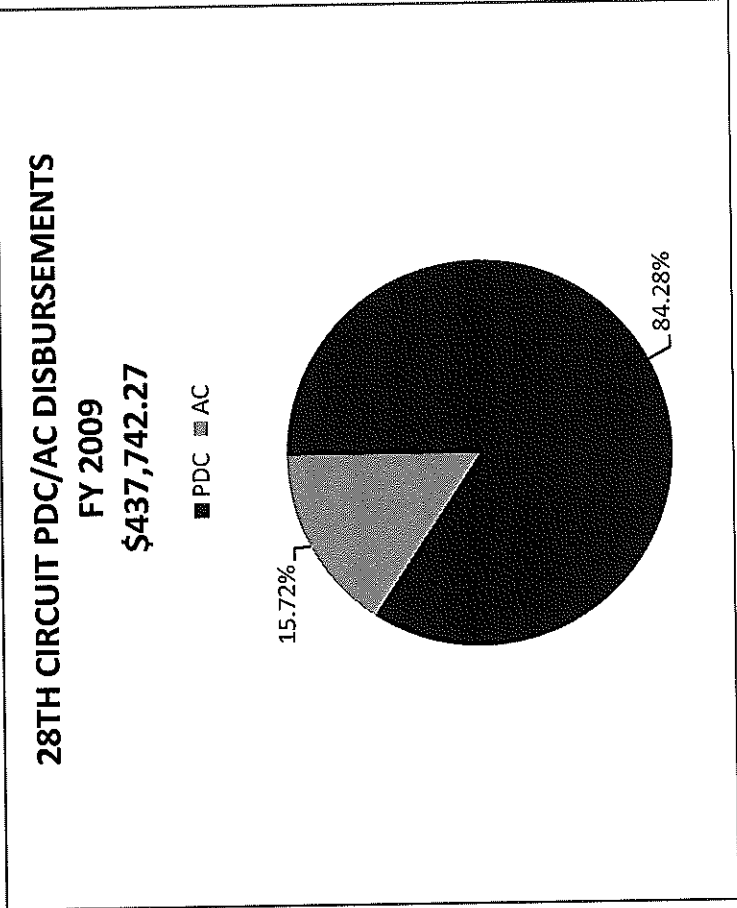


**28TH CIRCUIT (NICHOLAS COUNTY)
PDC CASES REPRESENTED COMPARED TO AC CLAIMS PAID FY 2009**

PDC	AC	TOTAL	%PDC	%AC
DISBURSEMENTS	DISBURSEMENTS	TOTAL	%PDC	%AC
\$368,918.72	\$68,823.55	\$437,742.27	84.28%	15.72%

AVG PDC COST PER CASE	AVG AC COST PER CASE
\$464.63	\$465.02

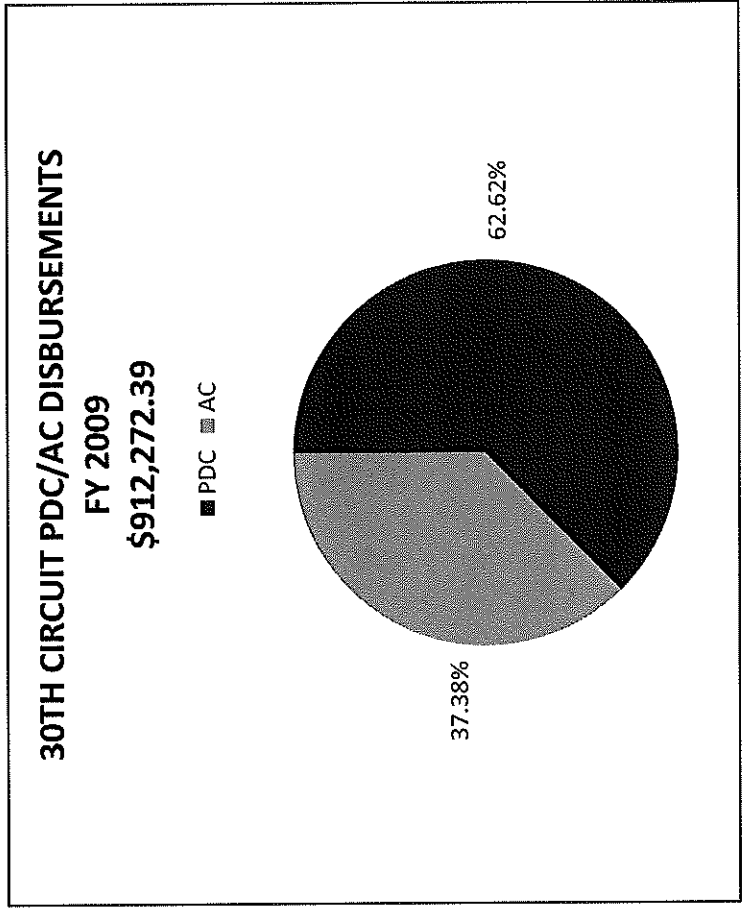
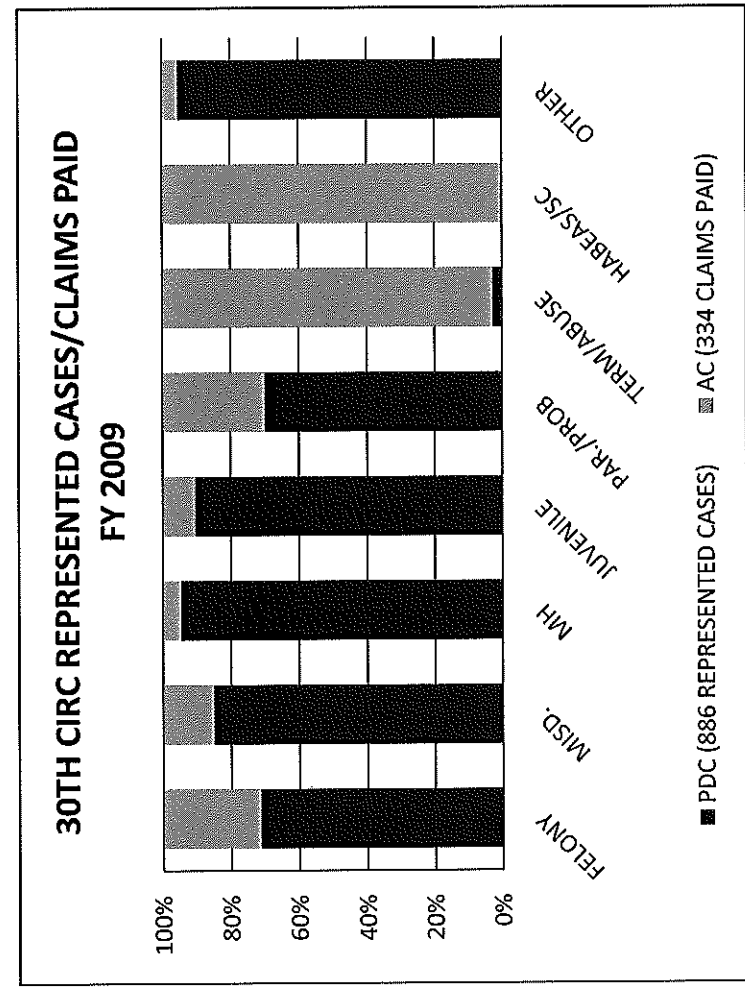
CASE TYPES	PDC	AC	TOTAL	%PDC	%AC
FELONY	232	39	271	85.61%	14.39%
MISD.	394	41	435	90.57%	9.43%
MH	14	6	20	70.00%	30.00%
JUVENILE	99	9	108	91.67%	8.33%
PAR./PROB	3	1	4	75.00%	25.00%
TERM/ABUSE	34	51	85	40.00%	60.00%
HABEAS/SC	1	1	2	50.00%	50.00%
OTHER	17	0	17	100.00%	0.00%
TOTAL	794	148	942	84.29%	15.71%



**30TH CIRCUIT (MINGO COUNTY)
 PDC CASES REPRESENTED COMPARED TO AC CLAIMS PAID FY 2009**

CASE TYPES	PDC	AC	TOTAL	%PDC	%AC
FELONY	238	96	334	71.26%	28.74%
MISD.	384	68	452	84.96%	15.04%
MH	88	5	93	94.62%	5.38%
JUVENILE	103	11	114	90.35%	9.65%
PAR./PROB	7	3	10	70.00%	30.00%
TERM/ABUSE	4	145	149	2.68%	97.32%
HABEAS/SC	0	3	3	0.00%	100.00%
OTHER	62	3	65	95.38%	4.62%
TOTAL	886	334	1220	72.62%	27.38%

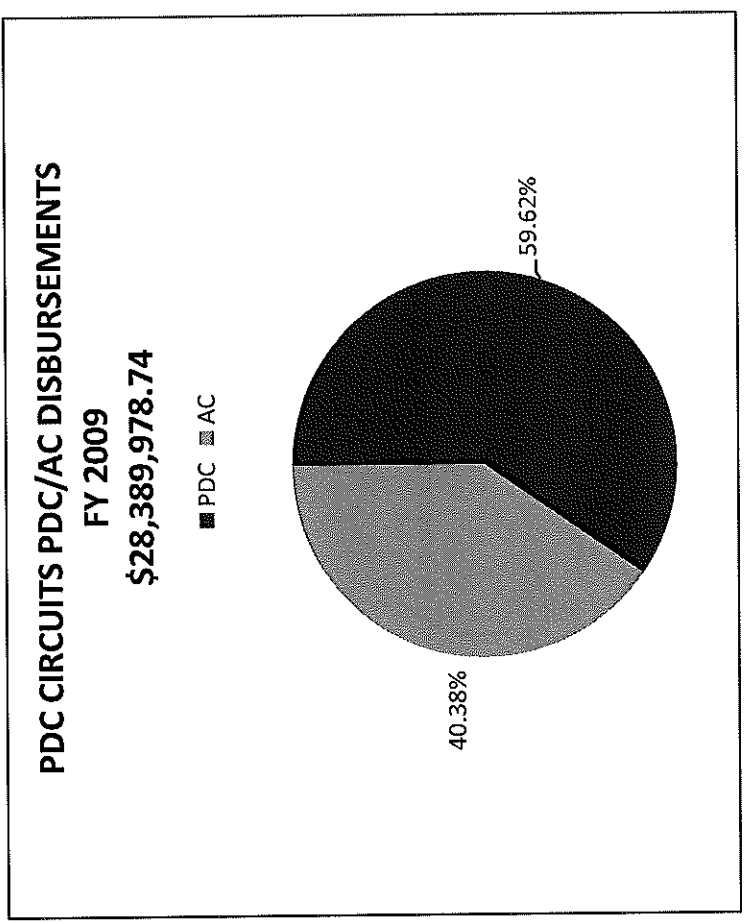
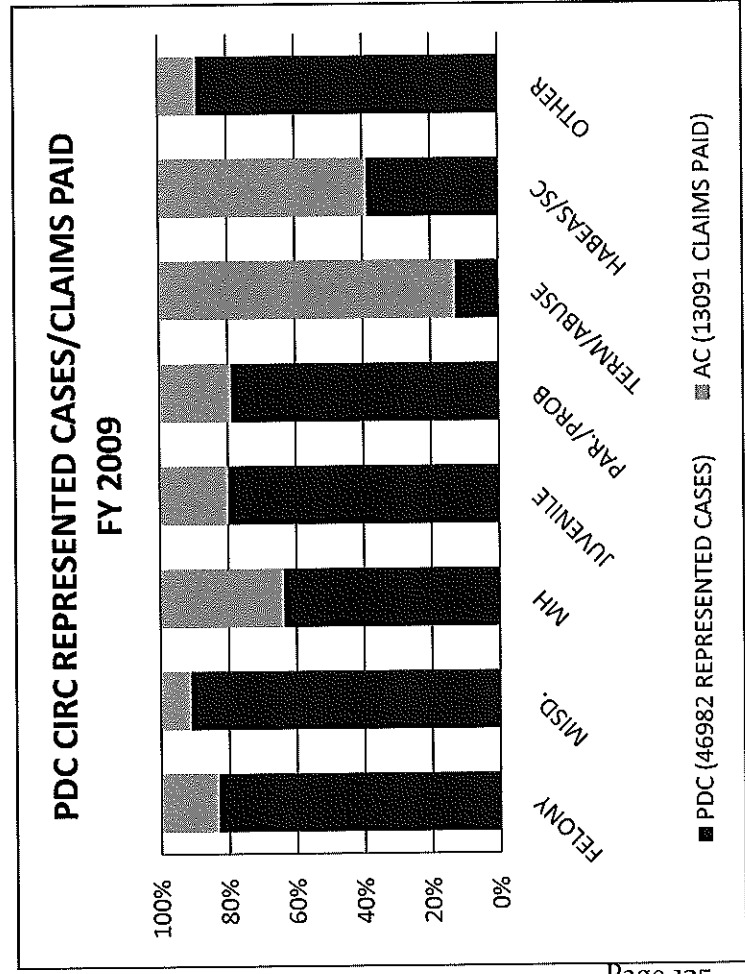
	PDC	AC	TOTAL	%PDC	%AC
DISBURSEMENTS	\$571,295.72	\$340,976.67	\$912,272.39	62.62%	37.38%
AVG PDC COST PER CASE	\$644.80				
AVG AC COST PER CASE		\$1,020.89			



**ALL PUBLIC DEFENDER CORPORATION CIRCUITS (18 CIRCUITS 29 COUNTIES)
 PDC CASES REPRESENTED COMPARED TO AC CLAIMS PAID FY 2009**

CASE TYPES	PDC	AC	TOTAL	%PDC	%AC
FELONY	11431	2337	13768	83.03%	16.97%
MISD.	25586	2495	28081	91.11%	8.89%
MH	2704	1547	4251	63.61%	36.39%
JUVENILE	4122	1035	5157	79.93%	20.07%
PAR./PROB	1187	318	1505	78.87%	21.13%
TERM/ABUSE	730	5078	5808	12.57%	87.43%
HABEAS/SC	85	135	220	38.64%	61.36%
OTHER	1137	146	1283	88.62%	11.38%
TOTAL	46982	13091	60073	78.21%	21.79%

	PDC DISBURSEMENTS	AC DISBURSEMENTS	TOTAL	%PDC	%AC
	\$16,926,070.25	\$11,463,908.49	\$28,389,978.74	59.62%	40.38%
AVG PDC COST PER CASE	\$360.27	AVG AC COST PER CASE	\$875.71		




**STATISTICS FOR BOTH PDC AND APPOINTED COUNSEL STATEWIDE
 PDC CASES REPRESENTED COMPARED TO AC CLAIMS PAID FY 2009**

PDC	AC	TOTAL	%PDC	%AC
DISBURSEMENTS	DISBURSEMENTS	TOTAL	%PDC	%AC
\$16,926,070.25	\$20,513,711.19	\$37,439,781.44	45.21%	54.79%

AVG PDC COST PER CASE	AVG AC COST PER CASE
\$360.27	\$818.88

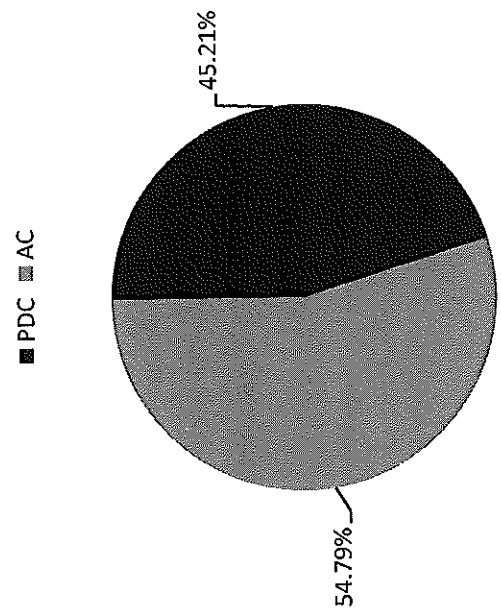
CASE TYPES	PDC	AC	TOTAL	%PDC	%AC
FELONY	11431	4579	16010	71.40%	28.60%
MISD.	25586	6505	32091	79.73%	20.27%
MH	2704	2670	5374	50.32%	49.68%
JUVENILE	4122	2126	6248	65.97%	34.03%
PAR./PROB	1187	646	1833	64.76%	35.24%
TERM/ABUSE	730	7839	8569	8.52%	91.48%
HABEAS/SC	85	235	320	26.56%	73.44%
OTHER	1137	451	1588	71.60%	28.40%
TOTAL	46982	25051	72033	65.22%	34.78%

**PDC REPRESENTED CASES/CLAIMS PAID
 STATEWIDE FY 2009**



■ PDC (46982 REPRESENTED CASES) ■ AC (25051 CLAIMS PAID)

**STATEWIDE PDC/AC DISBURSEMENTS
 FY 2009
 \$37,439,781.44**

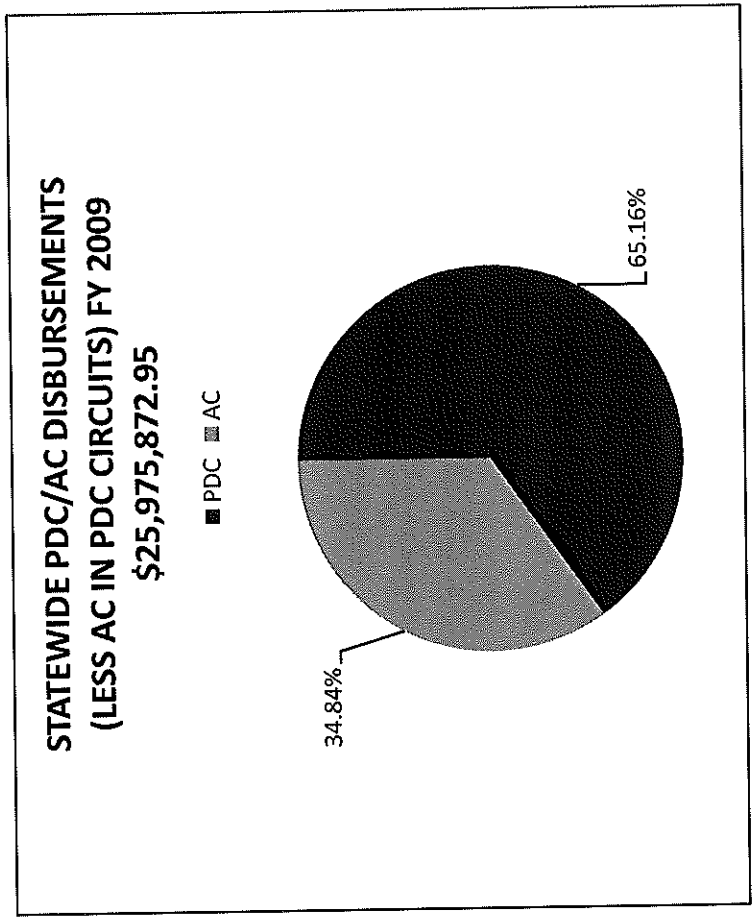
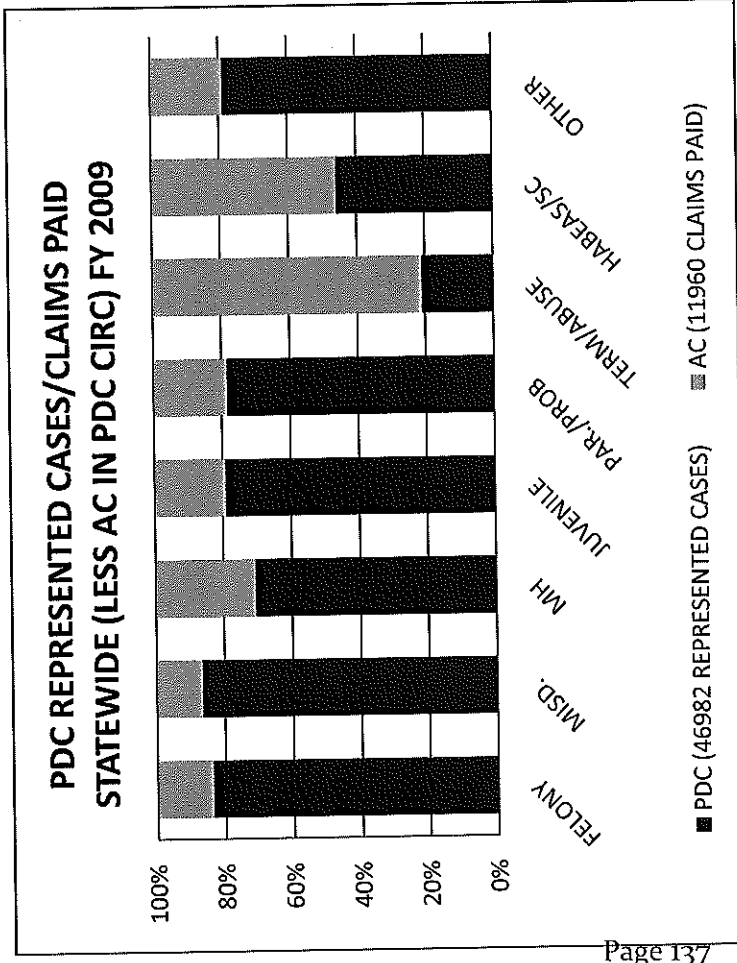


STATISTICS FOR BOTH PDC AND APPOINTED COUNSEL STATEWIDE (LESS AC CLAIMS IN PDC CIRCUITS)

PDC CASES REPRESENTED COMPARED TO AC CLAIMS PAID FY 2009

CASE TYPES	PDC		AC		TOTAL	%PDC		%AC	
	DISBURSEMENTS	DISBURSEMENTS	DISBURSEMENTS	DISBURSEMENTS		DISBURSEMENTS	DISBURSEMENTS	DISBURSEMENTS	DISBURSEMENTS
FELONY	11431	2242	13673	83.60%	16.40%				
MISD.	25586	4010	29596	86.45%	13.55%				
MH	2704	1123	3827	70.66%	29.34%				
JUVENILE	4122	1091	5213	79.07%	20.93%				
PAR./PROB	1187	328	1515	78.35%	21.65%				
TERM/ABUSE	730	2761	3491	20.91%	79.09%				
HABEAS/SC	85	100	185	45.95%	54.05%				
OTHER	1137	305	1442	78.85%	21.15%				
TOTAL	46982	11960	58942	79.71%	20.29%				

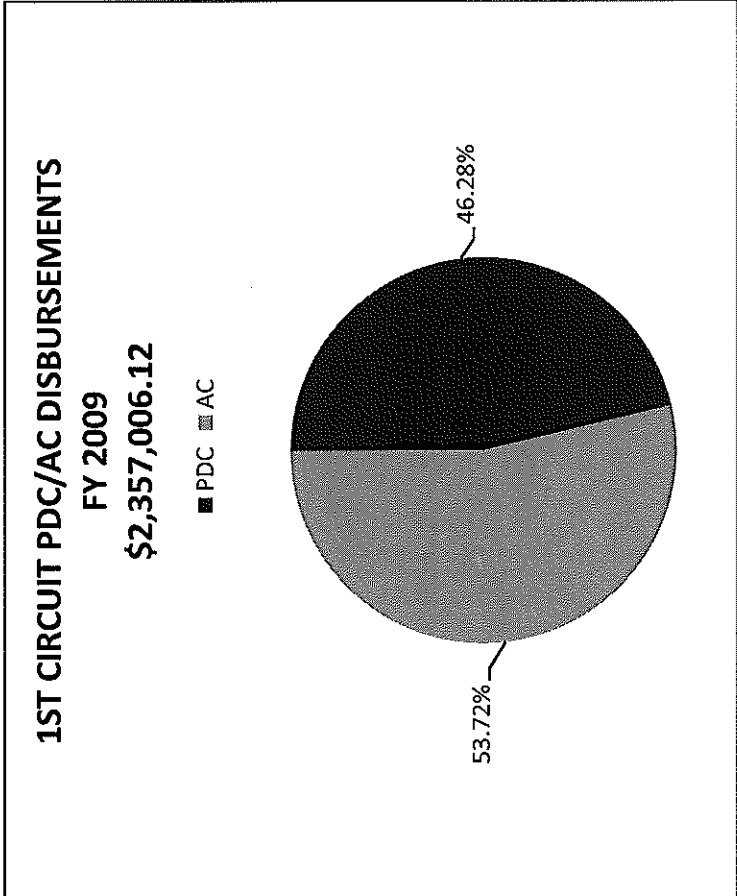

	PDC DISBURSEMENTS	AC DISBURSEMENTS	TOTAL	%PDC	%AC
	\$16,926,070.25	\$9,049,802.70	\$25,975,872.95	65.16%	34.84%
AVG PDC COST PER CASE	\$360.27	AVG AC COST PER CASE	\$756.67		



**1ST CIRCUIT (BROOKE, HANCOCK & OHIO COUNTIES)
 PDC CASES OPENED COMPARED TO AC CLAIMS PAID FY 2009**

	PDC	AC	TOTAL	%PDC	%AC
FELONY	423	161	584	72.43%	27.57%
MISD.	1120	163	1283	87.30%	12.70%
MH	0	267	267	0.00%	100.00%
JUVENILE	85	61	146	58.22%	41.78%
PAR./PROB	61	18	79	77.22%	22.78%
TERM/ABUSE	12	394	406	2.96%	97.04%
HABEAS/SC	1	7	8	12.50%	87.50%
OTHER	57	7	64	89.06%	10.94%
TOTAL	1759	1078	2837	62.00%	38.00%



	PDC DISBURSEMENTS	AC DISBURSEMENTS	TOTAL	%PDC	%AC
	\$1,090,726.72	\$1,266,279.40	\$2,357,006.12	46.28%	53.72%
AVG PDC COST PER CASE	\$620.08	AVG AC COST PER CASE	\$1,174.66		



**2ND CIRCUIT (MARSHALL, TYLER & WEITZEL COUNTIES)
 PDC CASES OPENED COMPARED TO AC CLAIMS PAID FY 2009**

	PDC	AC	TOTAL	%PDC	%AC
DISBURSEMENTS	\$534,114.72	\$268,738.35	\$802,853.07	66.53%	33.47%
AVG PDC COST PER CASE	\$617.47	AVG AC COST PER CASE	\$622.08		

CASE TYPES	PDC	AC	TOTAL	%PDC	%AC
FELONY	229	47	276	82.97%	17.03%
MISD.	446	44	490	91.02%	8.98%
MH	0	180	180	0.00%	100.00%
JUVENILE	107	25	132	81.06%	18.94%
PAR./PROB	36	9	45	80.00%	20.00%
TERM/ABUSE	27	117	144	18.75%	81.25%
HABEAS/SC	1	2	3	33.33%	66.67%
OTHER	19	8	27	70.37%	29.63%
TOTAL	865	432	1297	66.69%	33.31%



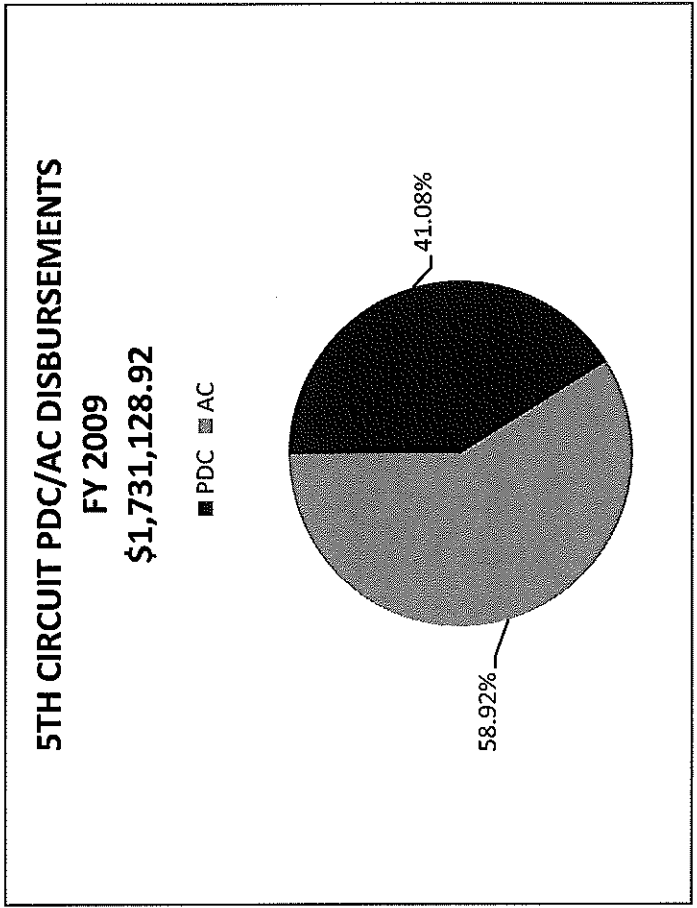
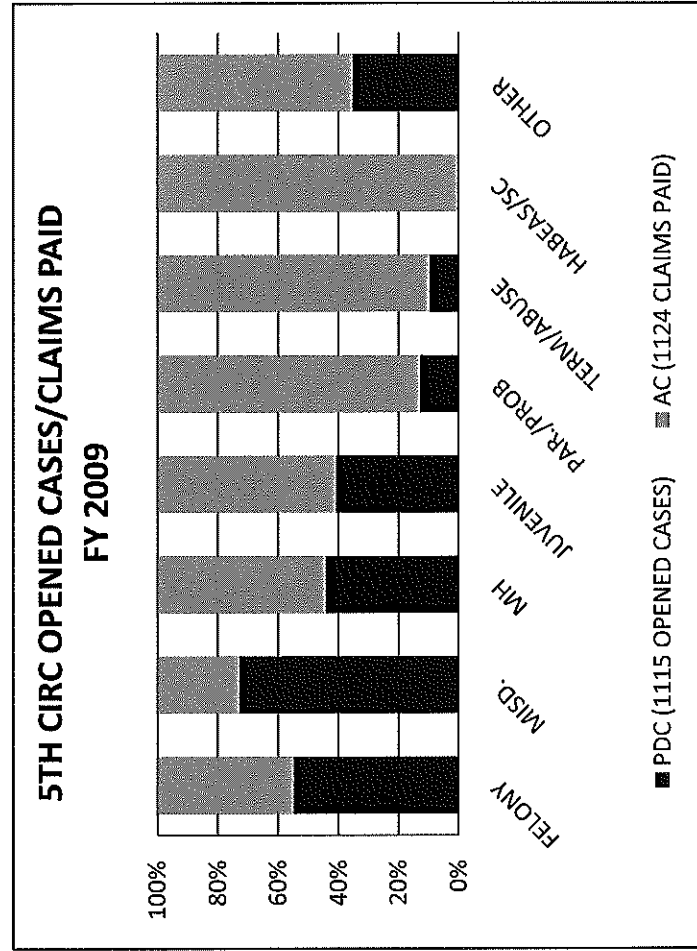
5TH CIRCUIT (CALHOUN, JACKSON, MASON & ROANE COUNTIES)

PDC CASES OPENED COMPARED TO AC CLAIMS PAID FY 2009

*A Circuit Court order prohibits PDC work in Mason County. All indigent work is performed by Appointed Counsel

CASE TYPES	DISBURSEMENTS		DISBURSEMENTS		TOTAL	DISBURSEMENTS		TOTAL	%PDC	%AC
	PDC	AC	PDC	AC		PDC	AC			
FELONY	281	231	512	512	512	54.88%	45.12%			
MISD.	643	240	883	883	883	72.82%	27.18%			
MH	60	76	136	136	136	44.12%	55.88%			
JUVENILE	71	103	174	174	174	40.80%	59.20%			
PAR./PROB	7	48	55	55	55	12.73%	87.27%			
TERM/ABUSE	41	387	428	428	428	9.58%	90.42%			
HABEAS/SC	0	17	17	17	17	0.00%	100.00%			
OTHER	12	22	34	34	34	35.29%	64.71%			
TOTAL	1115	1124	2239	2239	2239	49.80%	50.20%			

	PDC	AC	Avg PDC Cost	Avg AC Cost
DISBURSEMENTS	\$711,066.72	\$1,020,062.20		
TOTAL	\$1,731,128.92	\$1,731,128.92		
PER CASE	\$637.73	\$907.53		

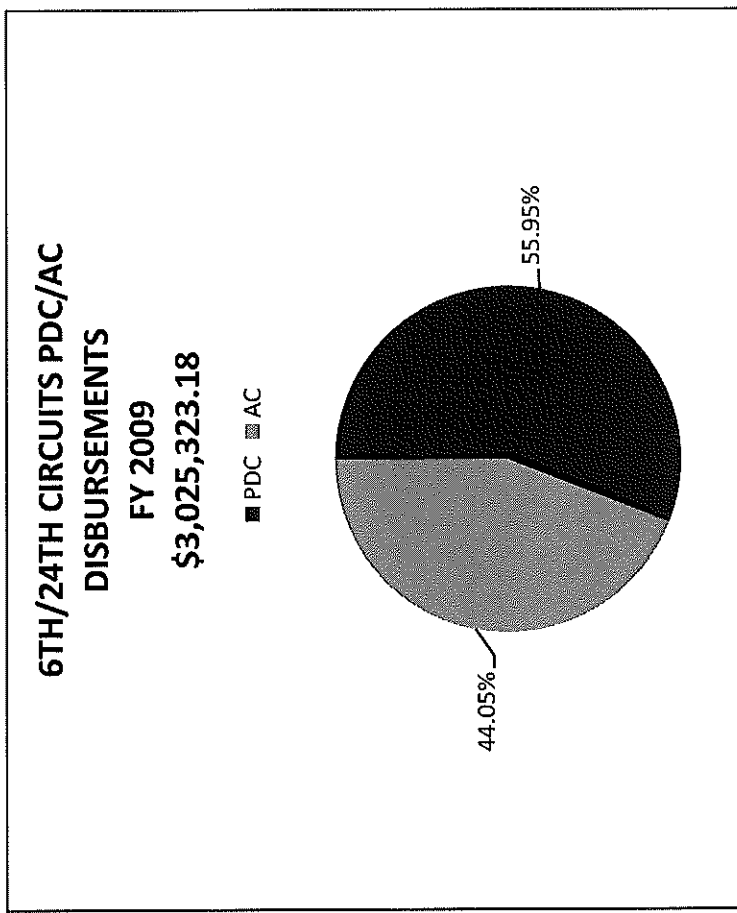
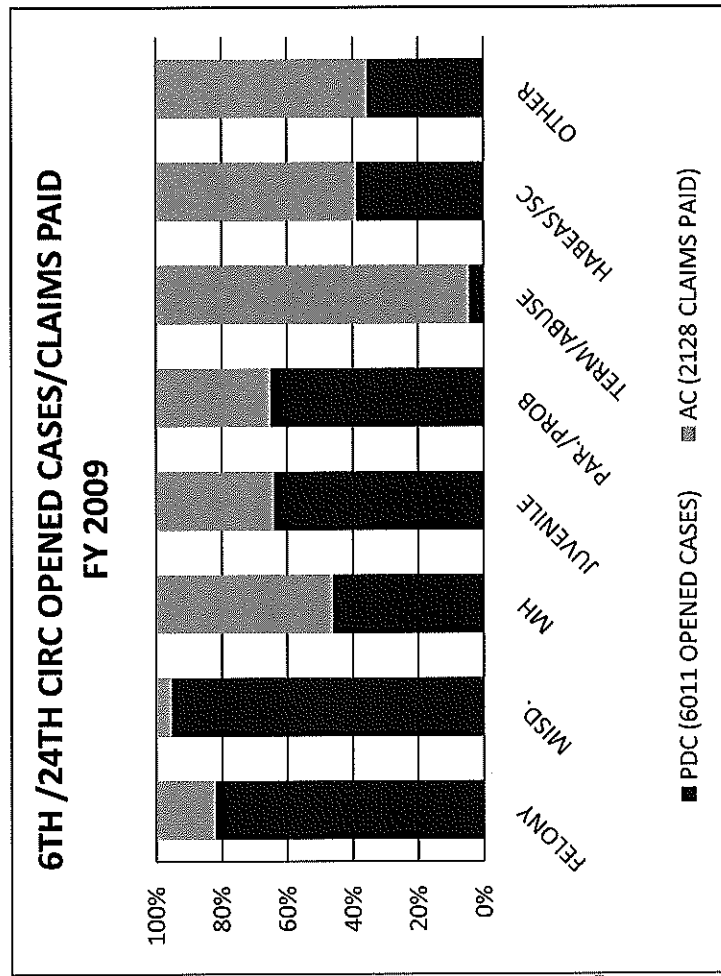


**6TH CIRCUIT and 24TH CIRCUIT (CABELL & WAYNE COUNTIES)
PDC CASES OPENED COMPARED TO AC CLAIMS PAID FY 2009**

*The 6th/24th Circuits operate under one Public Defender Corporation. AC figures include both Cabell and Wayne Counties

CASE TYPES	PDC		AC		TOTAL		%PDC		%AC	
	DISBURSEMENTS	PER CASE	DISBURSEMENTS	PER CASE	DISBURSEMENTS	PER CASE	DISBURSEMENTS	PER CASE	DISBURSEMENTS	PER CASE
FELONY	1503		332		1835		81.91%		18.09%	
MISD.	3340		168		3508		95.21%		4.79%	
MH	562		658		1220		46.07%		53.93%	
JUVENILE	439		247		686		63.99%		36.01%	
PAR./PROB	110		59		169		65.09%		34.91%	
TERM/ABUSE	28		614		642		4.36%		95.64%	
HABEAS/SC	12		19		31		38.71%		61.29%	
OTHER	17		31		48		35.42%		64.58%	
TOTAL	6011		2128		8139		73.85%		26.15%	

	PDC	AC	TOTAL
DISBURSEMENTS	\$1,692,769.72	\$1,332,553.46	\$3,025,323.18
AVG PDC COST PER CASE	\$281.61	\$626.20	
AVG AC COST PER CASE			\$372.18

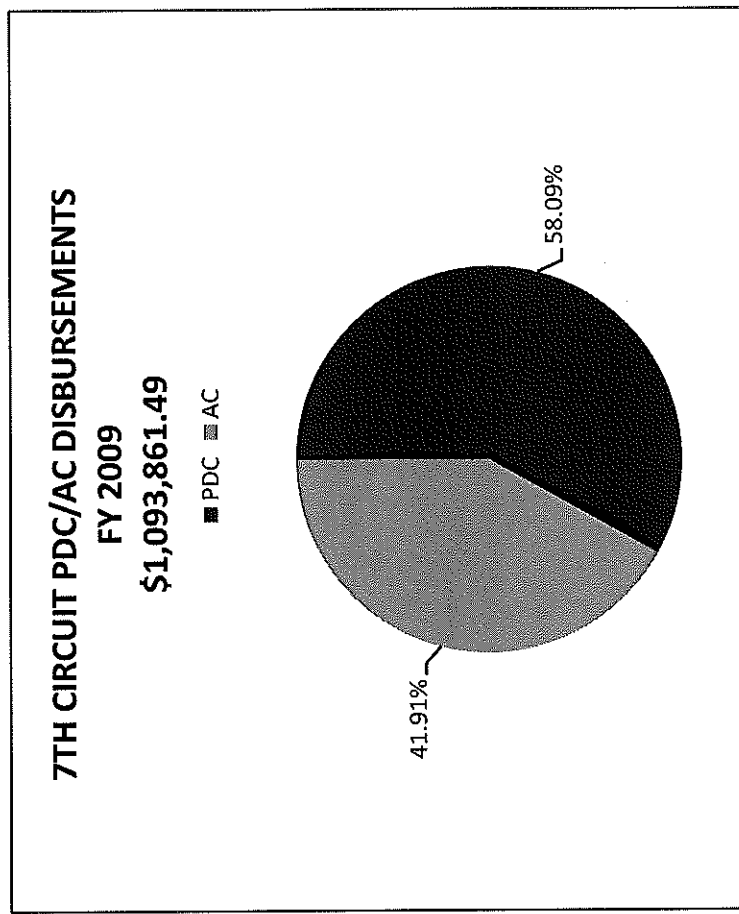
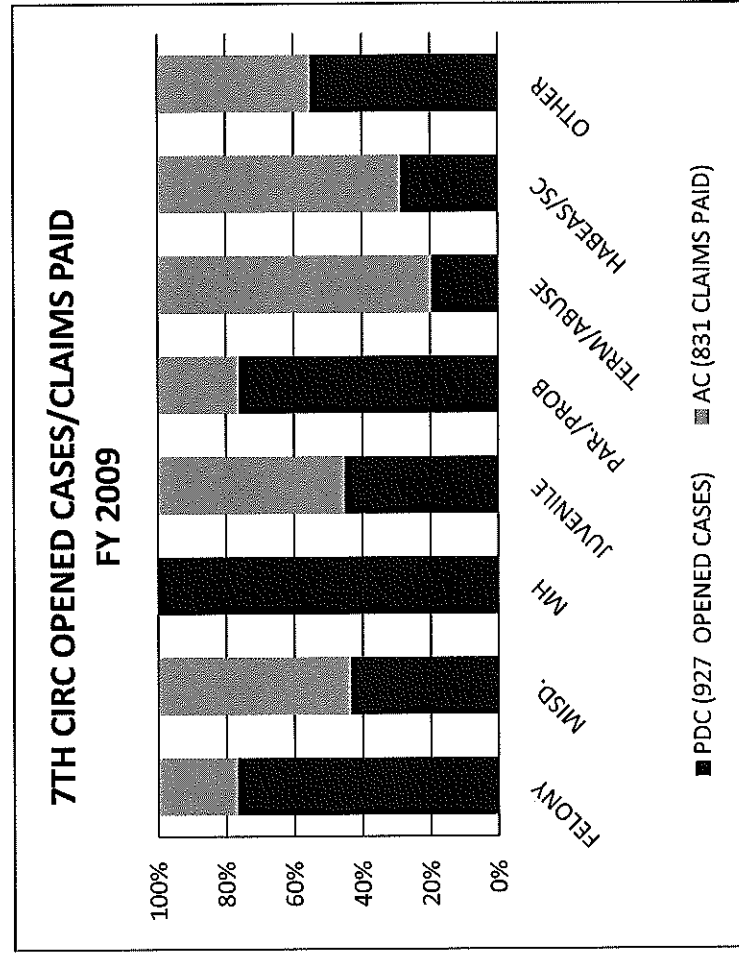


**7TH CIRCUIT (LOGAN COUNTY)
 PDC CASES OPENED COMPARED TO AC CLAIMS PAID FY 2009**

	PDC DISBURSEMENTS	AC DISBURSEMENTS	TOTAL	%PDC	%AC
	\$635,411.72	\$458,449.77	\$1,093,861.49	58.09%	41.91%

	AVG PDC COST PER CASE	AVG AC COST PER CASE
	\$685.45	\$551.68

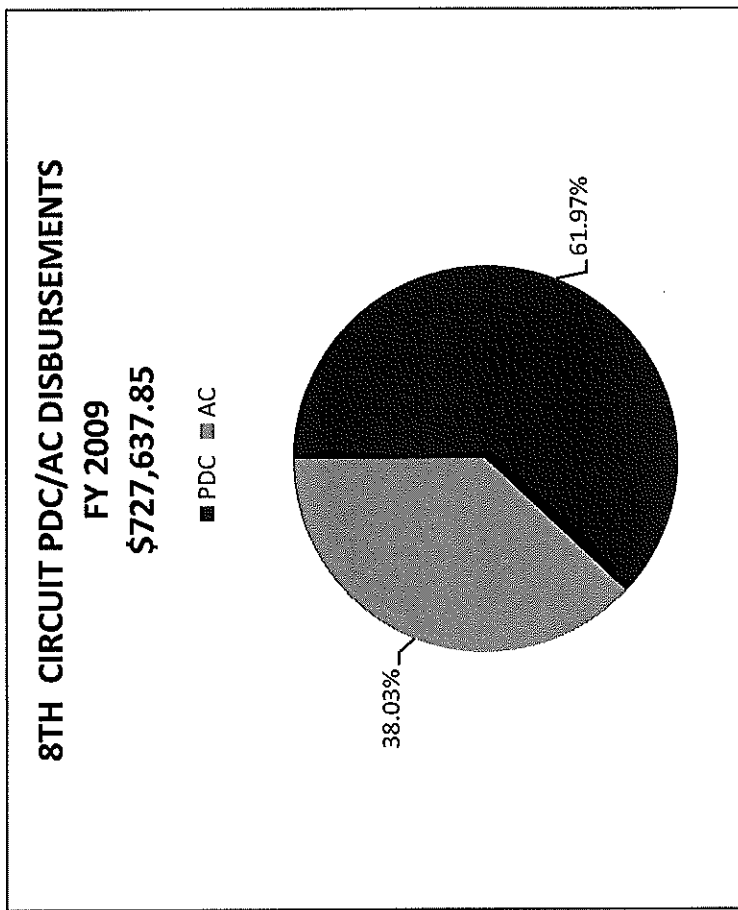

CASE TYPES	PDC	AC	TOTAL	%PDC	%AC
FELONY	332	101	433	76.67%	23.33%
MISD.	362	472	834	43.41%	56.59%
MH	74	0	74	100.00%	0.00%
JUVENILE	77	94	171	45.03%	54.97%
PAR./PROB	35	11	46	76.09%	23.91%
TERM/ABUSE	34	139	173	19.65%	80.35%
HABEAS/SC	2	5	7	28.57%	71.43%
OTHER	11	9	20	55.00%	45.00%
TOTAL	927	831	1758	52.73%	47.27%



**8TH CIRCUIT (MCDOWELL COUNTY)
 PDC CASES OPENED COMPARED TO AC CLAIMS PAID FY 2009**

	PDC	AC	TOTAL	%PDC	%AC
DISBURSEMENTS	\$450,884.72	\$276,753.13	\$727,637.85	61.97%	38.03%
AVG PDC COST PER CASE	\$417.10	\$1,064.44			
AVG AC COST PER CASE					

CASE TYPES	PDC	AC	TOTAL	%PDC	%AC
FELONY	248	47	295	84.07%	15.93%
MISD.	693	56	749	92.52%	7.48%
MH	19	1	20	95.00%	5.00%
JUVENILE	47	26	73	64.38%	35.62%
PAR./PROB	0	0	0	0.00%	0.00%
TERM/ABUSE	30	126	156	19.23%	80.77%
HABEAS/SC	0	0	0	0.00%	0.00%
OTHER	44	4	48	91.67%	8.33%
TOTAL	1081	260	1341	80.61%	19.39%


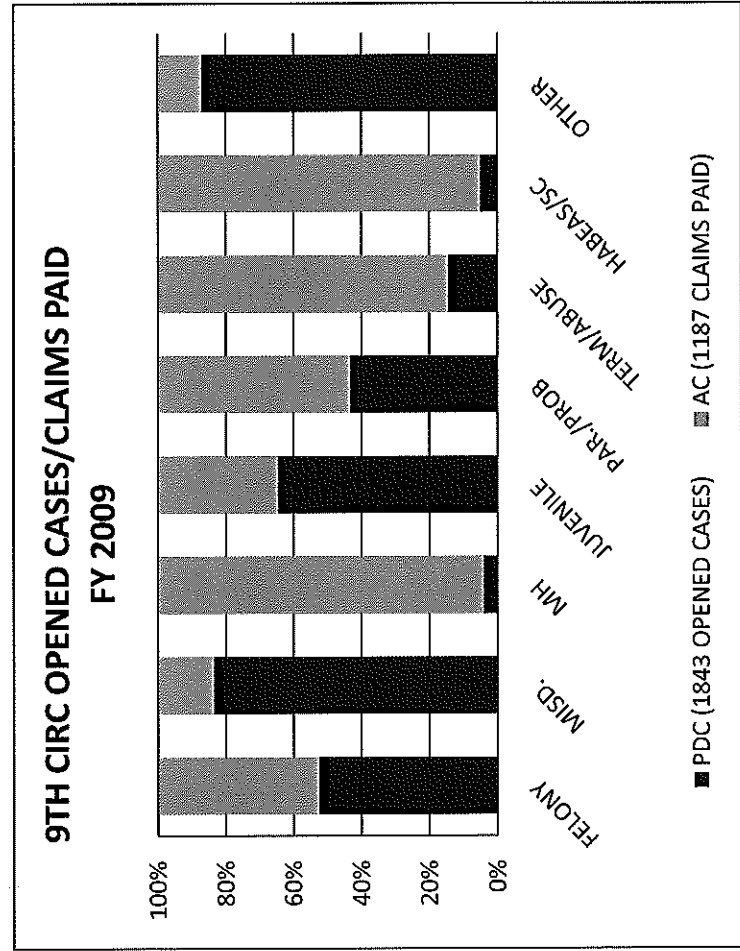


**9TH CIRCUIT (MERCER COUNTY)
 PDC CASES OPENED COMPARED TO AC CLAIMS PAID FY 2009**

PDC DISBURSEMENTS	AC DISBURSEMENTS	TOTAL	%PDC	%AC
\$928,433.72	\$953,163.67	\$1,881,597.39	49.34%	50.66%

AVG PDC COST PER CASE	AVG AC COST PER CASE
\$503.76	\$803.00

CASE TYPES	PDC	AC	TOTAL	%PDC	%AC
FELONY	325	295	620	52.42%	47.58%
MISD.	1252	246	1498	83.58%	16.42%
MH	8	193	201	3.98%	96.02%
JUVENILE	78	43	121	64.46%	35.54%
PAR./PROB	35	46	81	43.21%	56.79%
TERM/ABUSE	56	332	388	14.43%	85.57%
HABEAS/SC	1	19	20	5.00%	95.00%
OTHER	88	13	101	87.13%	12.87%
TOTAL	1843	1187	3030	60.83%	39.17%

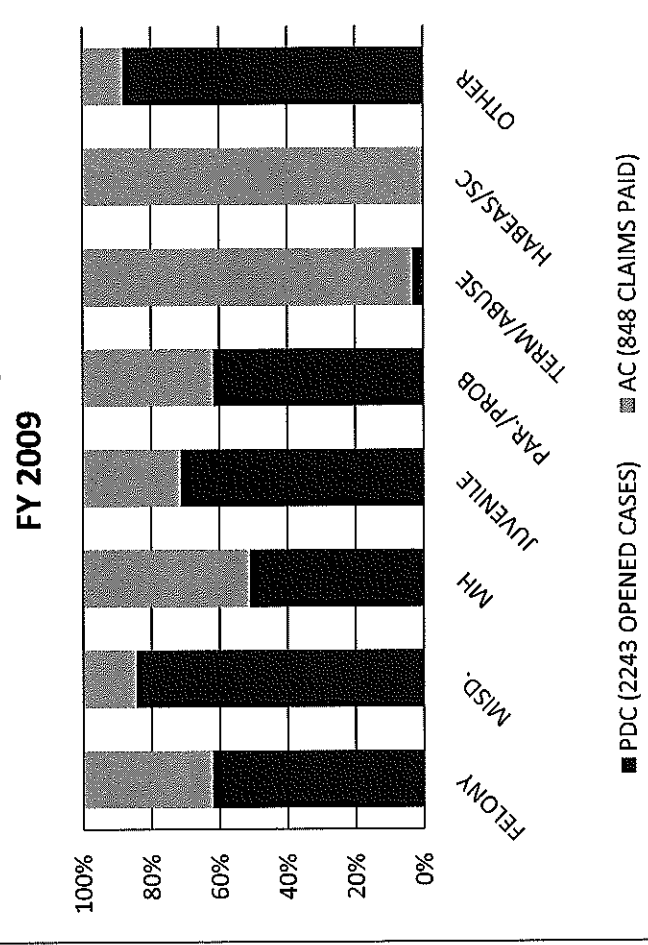


**10TH CIRCUIT (RALEIGH COUNTY)
PDC CASES OPENED COMPARED TO AC CLAIMS PAID FY 2009**

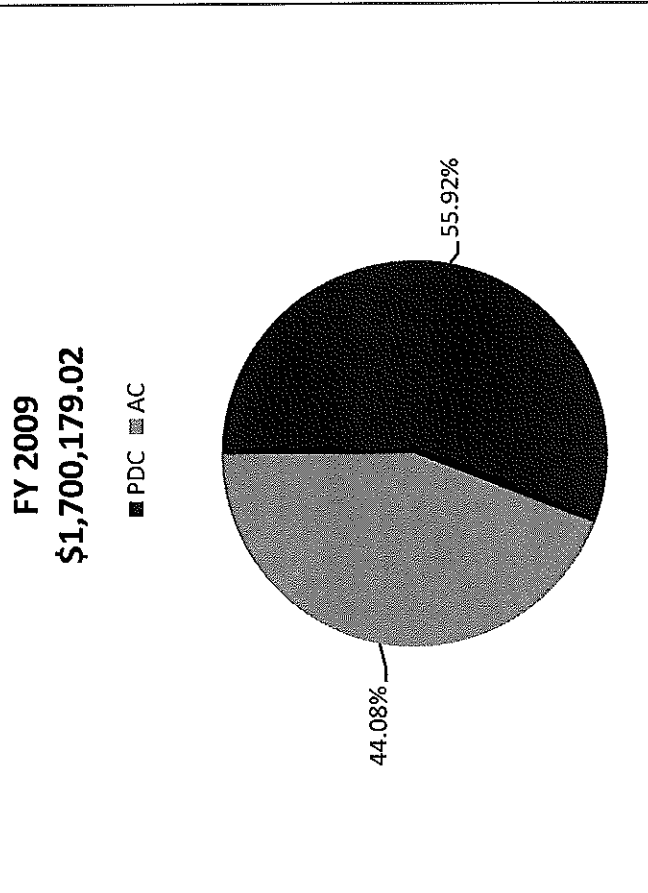
	PDC	AC	TOTAL	%PDC	%AC
FELONY	466	132	598	77.93%	22.07%
MISD.	1130	143	1273	88.77%	11.23%
MH	222	0	222	100.00%	0.00%
JUVENILE	158	21	179	88.27%	11.73%
PAR./PROB	169	16	185	91.35%	8.65%
TERM/ABUSE	15	526	541	2.77%	97.23%
HABEAS/SC	0	6	6	0.00%	0.00%
OTHER	83	4	87	95.40%	4.60%
TOTAL	2243	848	3091	72.57%	27.43%

	PDC DISBURSEMENTS	AC DISBURSEMENTS	TOTAL	%PDC	%AC
	\$950,676.72	\$749,502.30	\$1,700,179.02	55.92%	44.08%
AVG PDC COST PER CASE	\$423.84	AVG AC COST PER CASE	\$883.85		

**10TH CIRC OPENED CASES/CLAIMS PAID
FY 2009**



**10TH CIRCUIT PDC/AC DISBURSEMENTS
FY 2009**

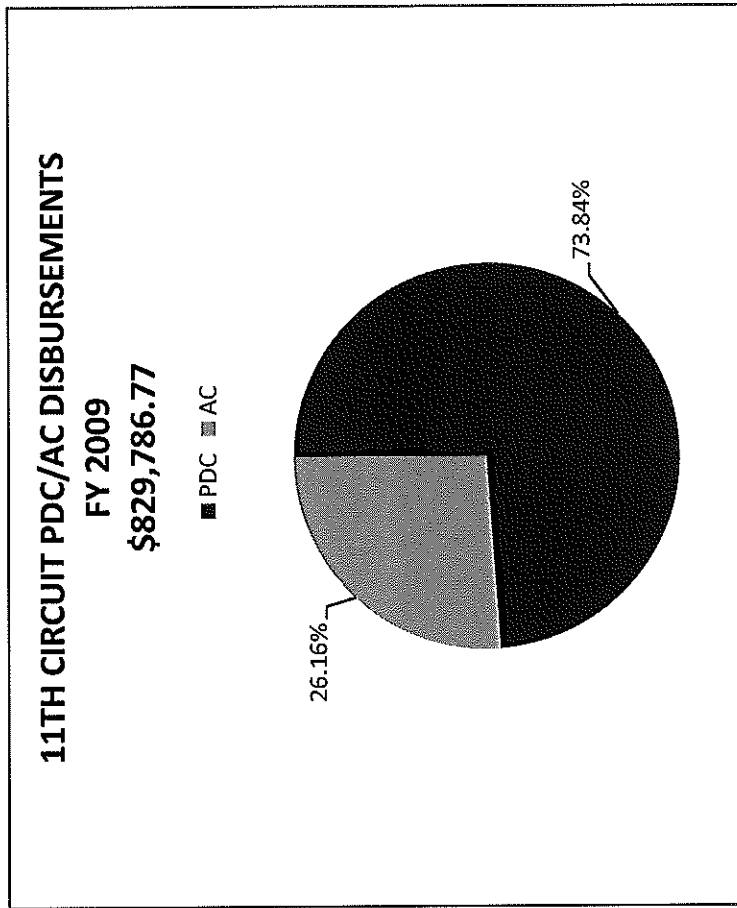



**11TH CIRCUIT (GREENBRIER & POCAHONTAS COUNTIES)
PDC CASES OPENED COMPARED TO AC CLAIMS PAID FY 2009**

PDC DISBURSEMENTS	AC DISBURSEMENTS	TOTAL	%PDC	%AC
\$612,702.72	\$217,084.05	\$829,786.77	73.84%	26.16%

AVG PDC COST PER CASE	AVG AC COST PER CASE
\$745.38	\$1,043.67

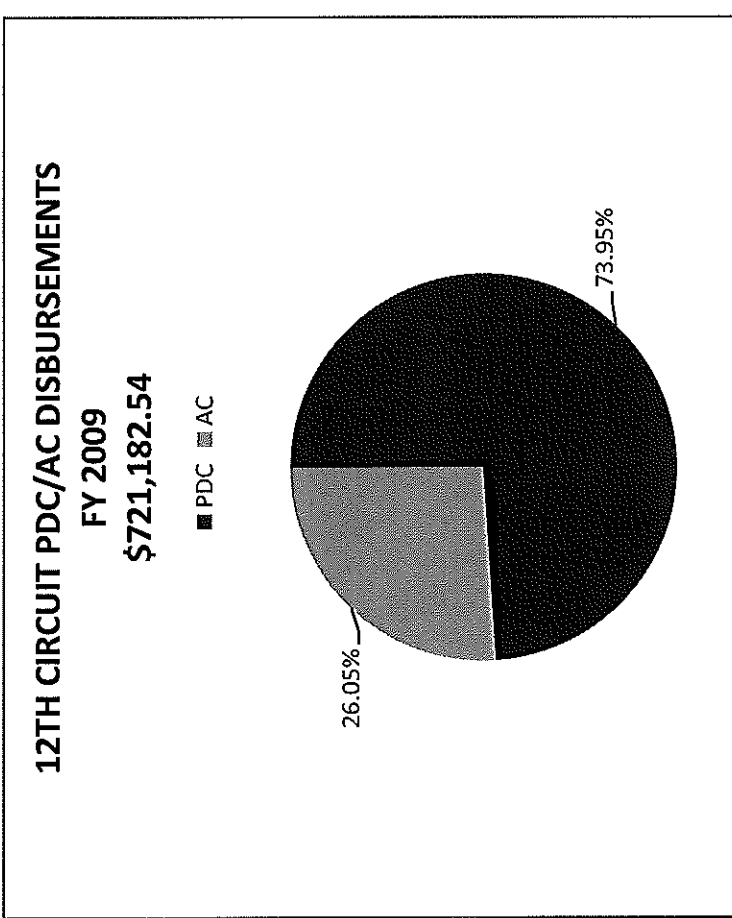

CASE TYPES	PDC	AC	TOTAL	%PDC	%AC
FELONY	215	44	259	83.01%	16.99%
MISD.	411	25	436	94.27%	5.73%
MH	98	33	131	74.81%	25.19%
JUVENILE	52	8	60	86.67%	13.33%
PAR./PROB	5	5	10	50.00%	50.00%
TERM/ABUSE	20	87	107	18.69%	81.31%
HABEAS/SC	1	2	3	33.33%	66.67%
OTHER	20	4	24	83.33%	16.67%
TOTAL	822	208	1030	79.81%	20.19%



**12TH CIRCUIT (FAYETTE COUNTY)
PDC CASES OPENED COMPARED TO AC CLAIMS PAID FY 2009**

CASE TYPES	PDC	AC	TOTAL	%PDC	%AC
FELONY	209	50	259	80.69%	19.31%
MISD.	429	49	478	89.75%	10.25%
MH	31	1	32	96.88%	3.13%
JUVENILE	35	8	43	81.40%	18.60%
PAR./PROB	35	3	38	92.11%	7.89%
TERM/ABUSE	24	119	143	16.78%	83.22%
HABEAS/SC	0	3	3	0.00%	100.00%
OTHER	33	0	33	100.00%	0.00%
TOTAL	796	233	1029	77.36%	22.64%

	PDC DISBURSEMENTS	AC DISBURSEMENTS	TOTAL	%PDC	%AC
	\$533,323.72	\$187,858.82	\$721,182.54	73.95%	26.05%
AVG PDC COST PER CASE	\$670.00	AVG AC COST PER CASE	\$806.26		

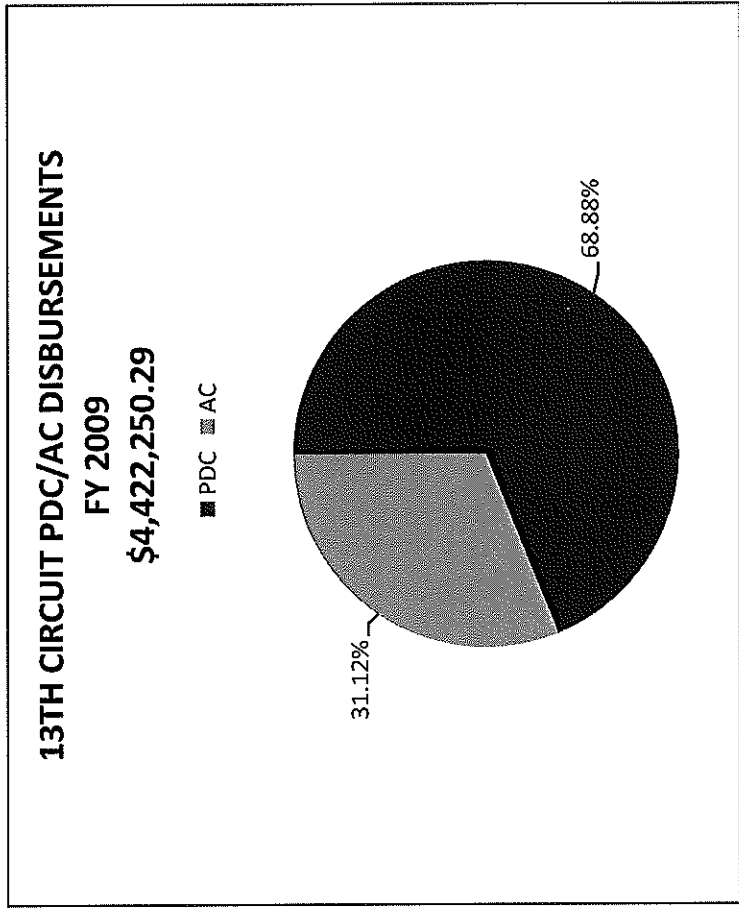
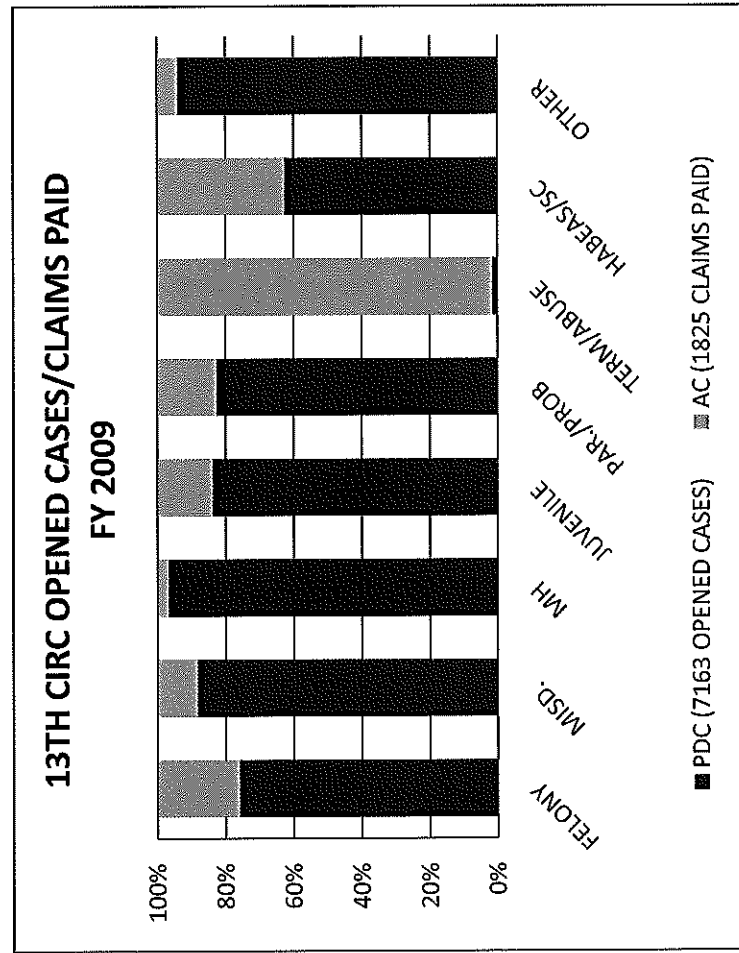


**13TH CIRCUIT (KANAWHA COUNTY)
 PDC CASES OPENED COMPARED TO AC CLAIMS PAID FY 2009**

CASE TYPES	PDC	AC	TOTAL	%PDC	%AC
FELONY	1269	404	1673	75.85%	24.15%
MISD.	3911	522	4433	88.22%	11.78%
MH	1073	36	1109	96.75%	3.25%
JUVENILE	493	96	589	83.70%	16.30%
PAR./PROB	151	32	183	82.51%	17.49%
TERM/ABUSE	10	708	718	1.39%	98.61%
HABEAS/SC	20	12	32	62.50%	37.50%
OTHER	236	15	251	94.02%	5.98%
TOTAL	7163	1825	8988	79.70%	20.30%

	PDC DISBURSEMENTS	AC DISBURSEMENTS	TOTAL	%PDC	%AC
	\$3,046,006.73	\$1,376,243.56	\$4,422,250.29	68.88%	31.12%

	AVG PDC COST PER CASE	AVG AC COST PER CASE
	\$425.24	\$754.11



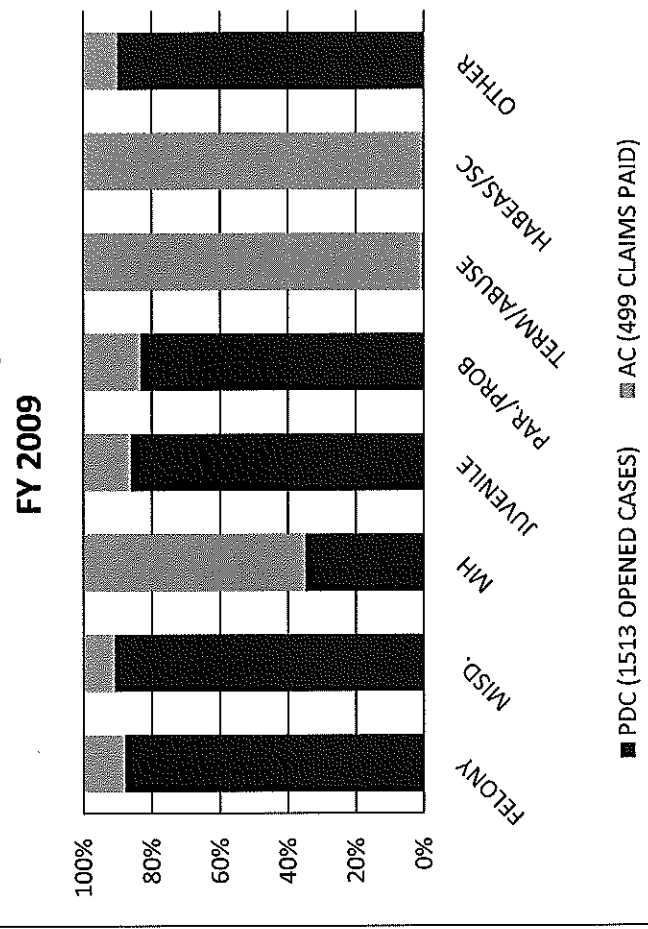
**15TH CIRCUIT (HARRISON COUNTY)
PDC CASES OPENED COMPARED TO AC CLAIMS PAID FY 2009**

	PDC DISBURSEMENTS	AC DISBURSEMENTS	TOTAL	%PDC	%AC
	\$1,108,869.72	\$463,089.06	\$1,571,958.78	70.54%	29.46%

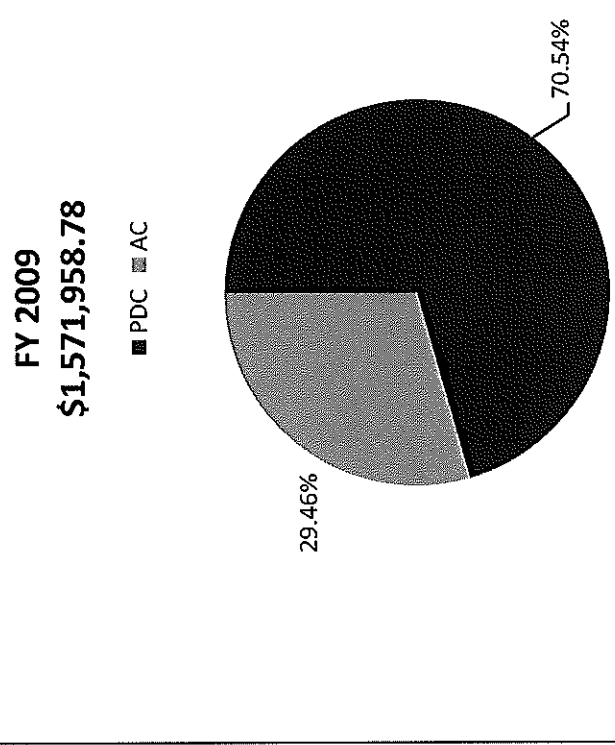
	AVG PDC COST PER CASE	AVG AC COST PER CASE
	\$732.89	\$928.03

CASE TYPES	PDC	AC	TOTAL	%PDC	%AC
FELONY	302	42	344	87.79%	12.21%
MISD.	792	81	873	90.72%	9.28%
MH	39	73	112	34.82%	65.18%
JUVENILE	278	45	323	86.07%	13.93%
PAR./PROB	65	13	78	83.33%	16.67%
TERM/ABUSE	1	232	233	0.43%	99.57%
HABEAS/SC	0	9	9	0.00%	100.00%
OTHER	36	4	40	90.00%	10.00%
TOTAL	1513	499	2012	75.20%	24.80%

**15TH CIRC OPENED CASES/CLAIMS PAID
FY 2009**



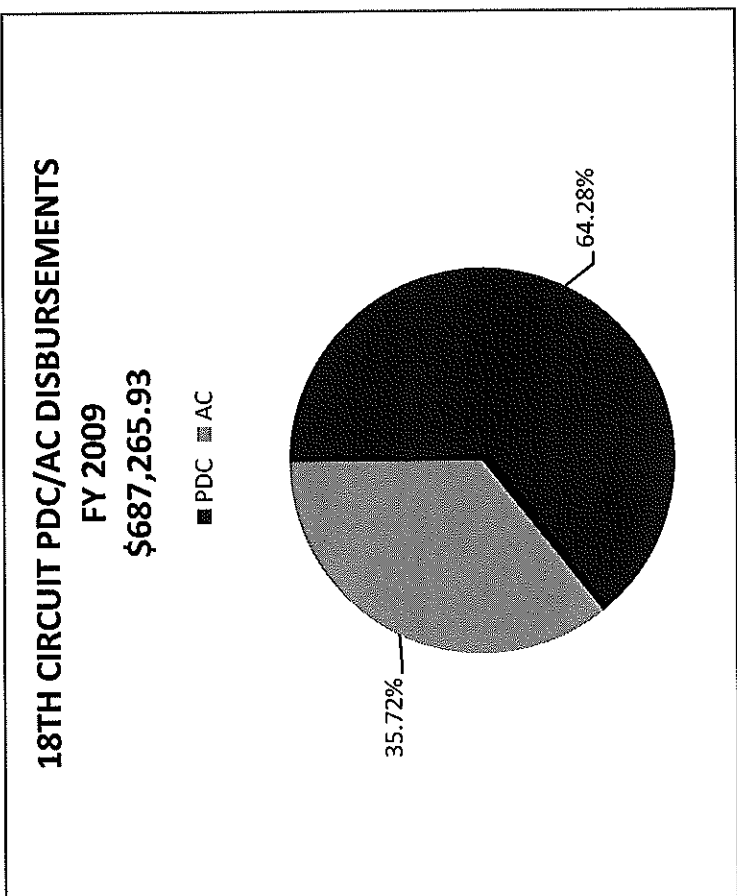
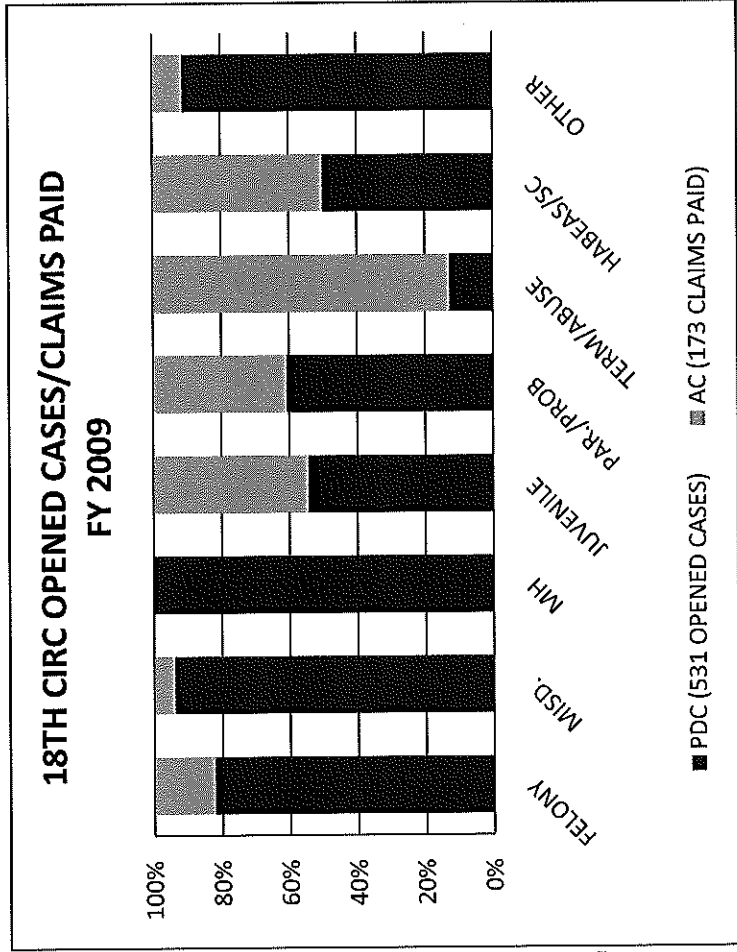
**15TH CIRCUIT PDC/AC DISBURSEMENTS
FY 2009**



**18TH CIRCUIT (PRESTON COUNTY)
PDC CASES OPENED COMPARED TO AC CLAIMS PAID FY 2009**

	PDC	AC	TOTAL	%PDC	%AC
CASE TYPES					
FELONY	138	30	168	82.14%	17.86%
MISD.	227	15	242	93.80%	6.20%
MH	42	0	42	100.00%	0.00%
JUVENILE	31	26	57	54.39%	45.61%
PAR./PROB	17	11	28	60.71%	39.29%
TERM/ABUSE	12	83	95	12.63%	87.37%
HABEAS/SC	2	2	4	50.00%	50.00%
OTHER	62	6	68	91.18%	8.82%
TOTAL	531	173	704	75.43%	24.57%


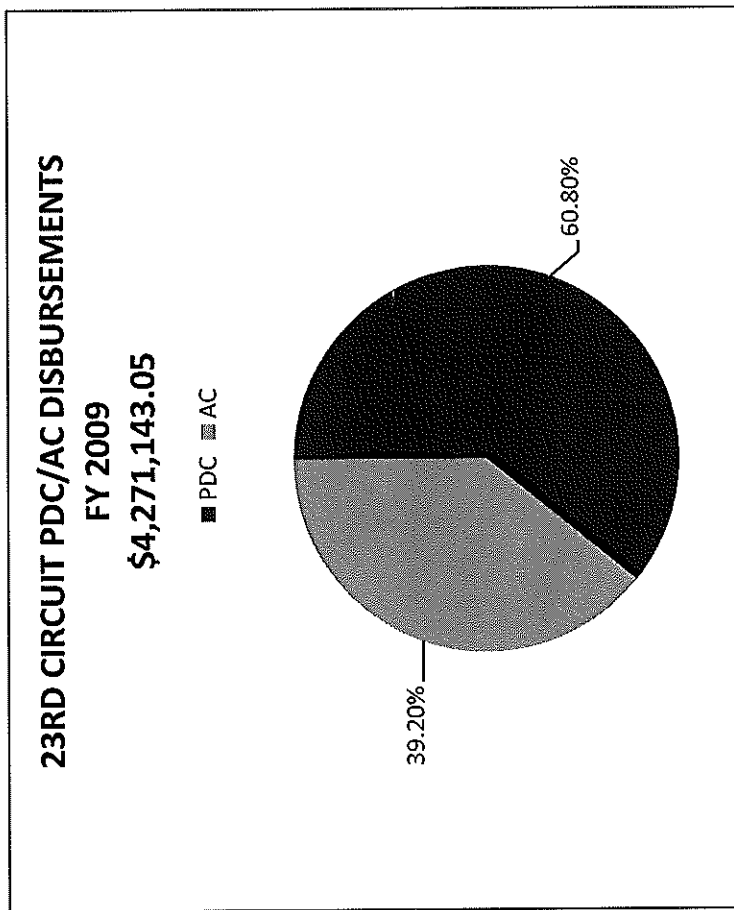
	PDC	AC	TOTAL	%PDC	%AC
DISBURSEMENTS	\$441,780.72	\$245,485.21	\$687,265.93	64.28%	35.72%
AVG PDC COST PER CASE	\$831.98	\$1,418.99			
AVG AC COST PER CASE					



**23RD CIRCUIT (BERKELEY, JEFFERSON & MORGAN COUNTIES)
PDC CASES OPENED COMPARED TO AC CLAIMS PAID FY 2009**

	PDC	AC	TOTAL	%PDC	%AC
DISBURSEMENTS	\$2,596,951.72	\$1,674,191.33	\$4,271,143.05	60.80%	39.20%
AVG PDC COST PER CASE	\$602.12	\$1,480.28			
AVG AC COST PER CASE					


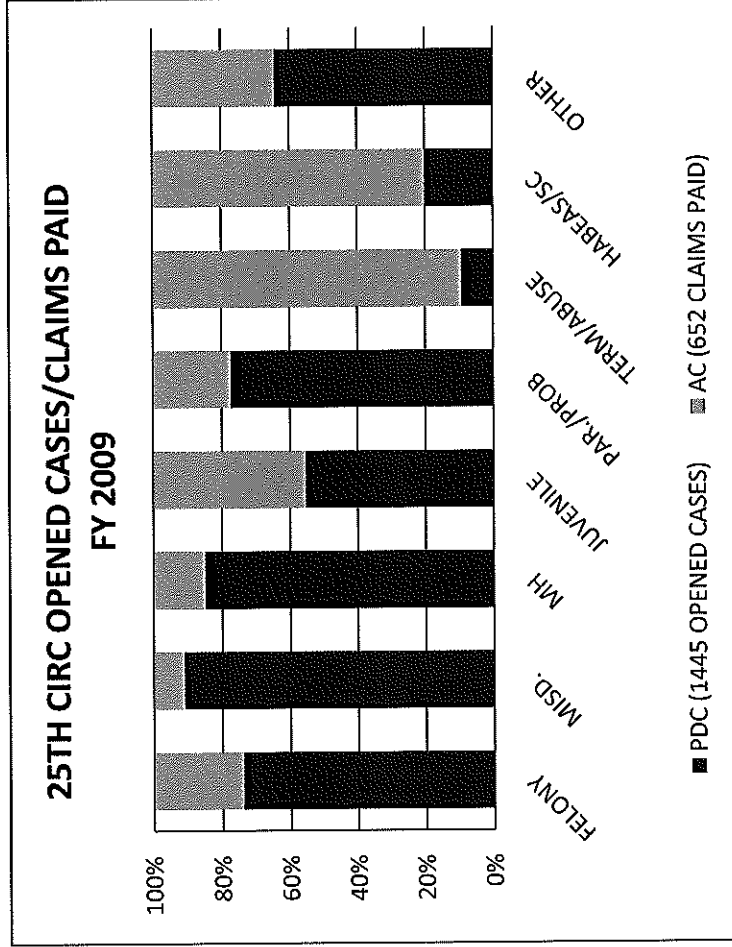
CASE TYPES	PDC	AC	TOTAL	%PDC	%AC
FELONY	1150	198	1348	85.31%	14.69%
MISD.	2381	84	2465	96.59%	3.41%
MH	123	0	123	100.00%	0.00%
JUVENILE	485	70	555	87.39%	12.61%
PAR./PROB	21	18	39	53.85%	46.15%
TERM/ABUSE	87	735	822	10.58%	89.42%
HABEAS/SC	0	20	20	0.00%	100.00%
OTHER	66	6	72	91.67%	8.33%
TOTAL	4313	1131	5444	79.22%	20.78%



**25TH CIRCUIT (BOONE & LINCOLN COUNTIES)
PDC CASES OPENED COMPARED TO AC CLAIMS PAID FY 2009**

	PDC	AC	TOTAL	%PDC	%AC
CASE TYPES					
FELONY	248	88	336	73.81%	26.19%
MISD.	786	78	864	90.97%	9.03%
MH	101	18	119	84.87%	15.13%
JUVENILE	176	142	318	55.35%	44.65%
PAR./PROB	85	25	110	77.27%	22.73%
TERM/ABUSE	29	283	312	9.29%	90.71%
HABEAS/SC	2	8	10	20.00%	80.00%
OTHER	18	10	28	64.29%	35.71%
TOTAL	1445	652	2097	68.91%	31.09%

	PDC DISBURSEMENTS	AC DISBURSEMENTS	TOTAL	%PDC	%AC
	\$652,135.72	\$564,653.96	\$1,216,789.68	53.59%	46.41%
AVG PDC COST PER CASE	\$451.30	AVG AC COST PER CASE	\$866.03		

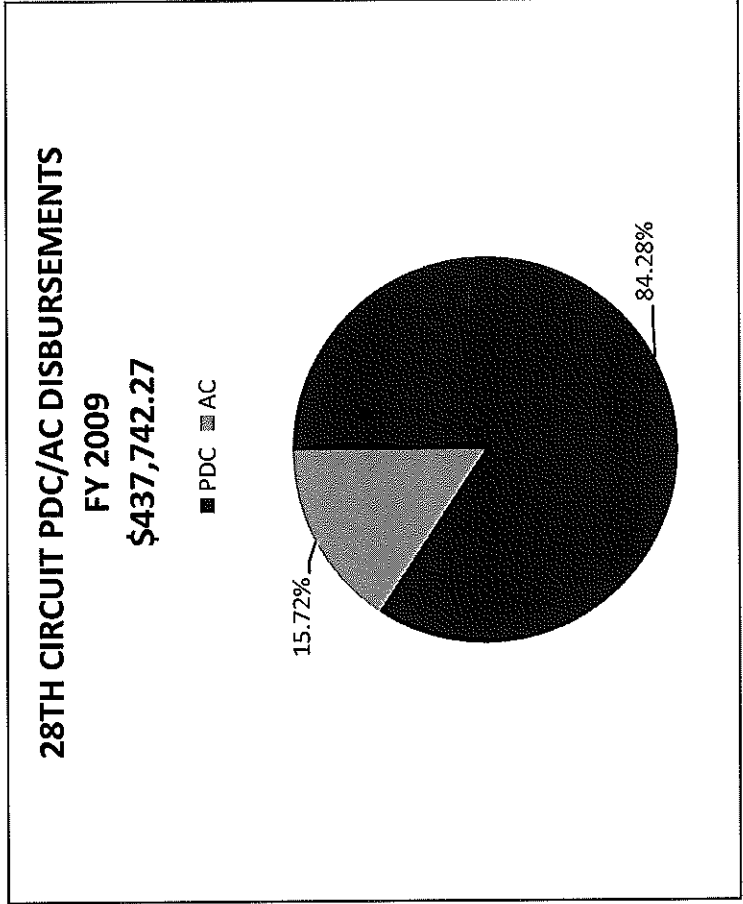
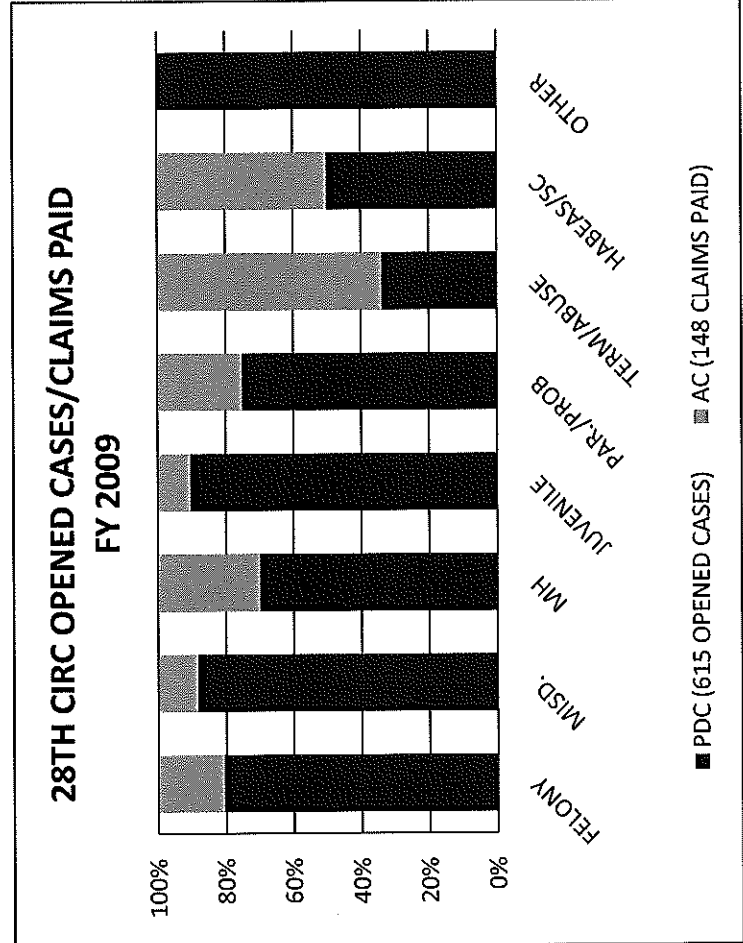


**28TH CIRCUIT (NICHOLAS COUNTY)
 PDC CASES OPENED COMPARED TO AC CLAIMS PAID FY 2009**

PDC	AC	TOTAL	%PDC	%AC
DISBURSEMENTS	DISBURSEMENTS	TOTAL	%PDC	%AC
\$368,918.72	\$68,823.55	\$437,742.27	84.28%	15.72%

AVG PDC COST PER CASE	AVG AC COST PER CASE
\$599.87	\$465.02

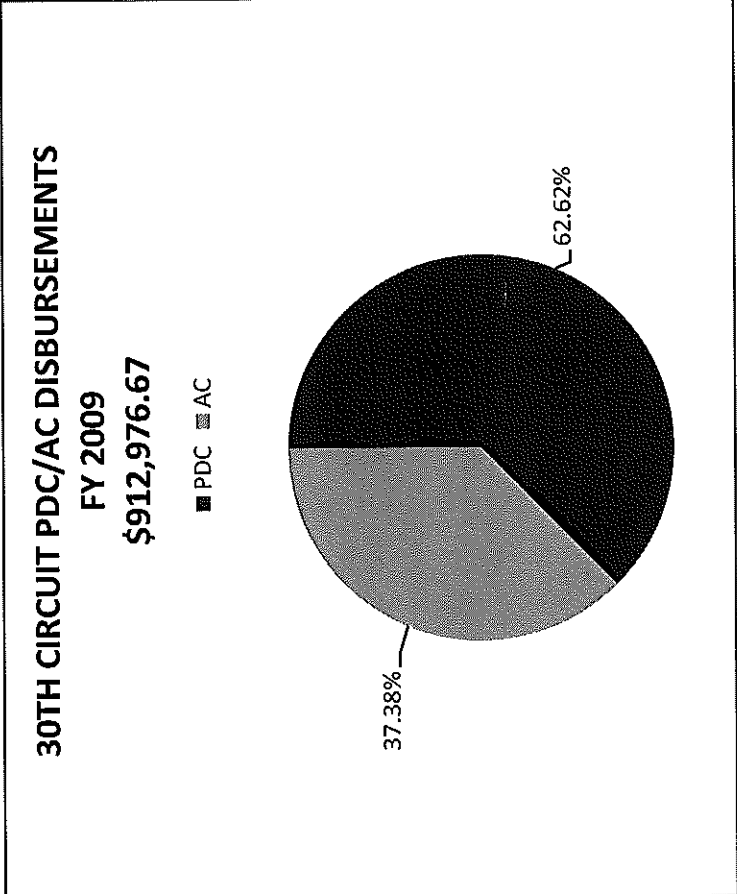

CASE TYPES	PDC	AC	TOTAL	%PDC	%AC
FELONY	162	39	201	80.60%	19.40%
MISD.	308	41	349	88.25%	11.75%
MH	14	6	20	70.00%	30.00%
JUVENILE	84	9	93	90.32%	9.68%
PAR./PROB	3	1	4	75.00%	25.00%
TERM/ABUSE	26	51	77	33.77%	66.23%
HABEAS/SC	1	1	2	50.00%	50.00%
OTHER	17	0	17	100.00%	0.00%
TOTAL	615	148	763	80.60%	19.40%



**30TH CIRCUIT (MINGO COUNTY)
 PDC CASES OPENED COMPARED TO AC CLAIMS PAID FY 2009**

	PDC	AC	TOTAL	%PDC	%AC
CASE TYPES					
FELONY	183	96	279	65.59%	34.41%
MISD.	335	68	403	83.13%	16.87%
MH	35	5	40	87.50%	12.50%
JUVENILE	50	11	61	81.97%	18.03%
PAR./PROB	4	3	7	57.14%	42.86%
TERM/ABUSE	3	145	148	2.03%	97.97%
HABEAS/SC	0	3	3	0.00%	100.00%
OTHER	43	3	46	93.48%	6.52%
TOTAL	653	334	987	66.16%	33.84%

	PDC	AC	TOTAL	%PDC	%AC
DISBURSEMENTS	\$571,295.72	\$340,976.67	\$912,272.39	62.62%	37.38%
AVG PDC COST PER CASE	\$874.88	\$1,020.89			
AVG AC COST PER CASE					

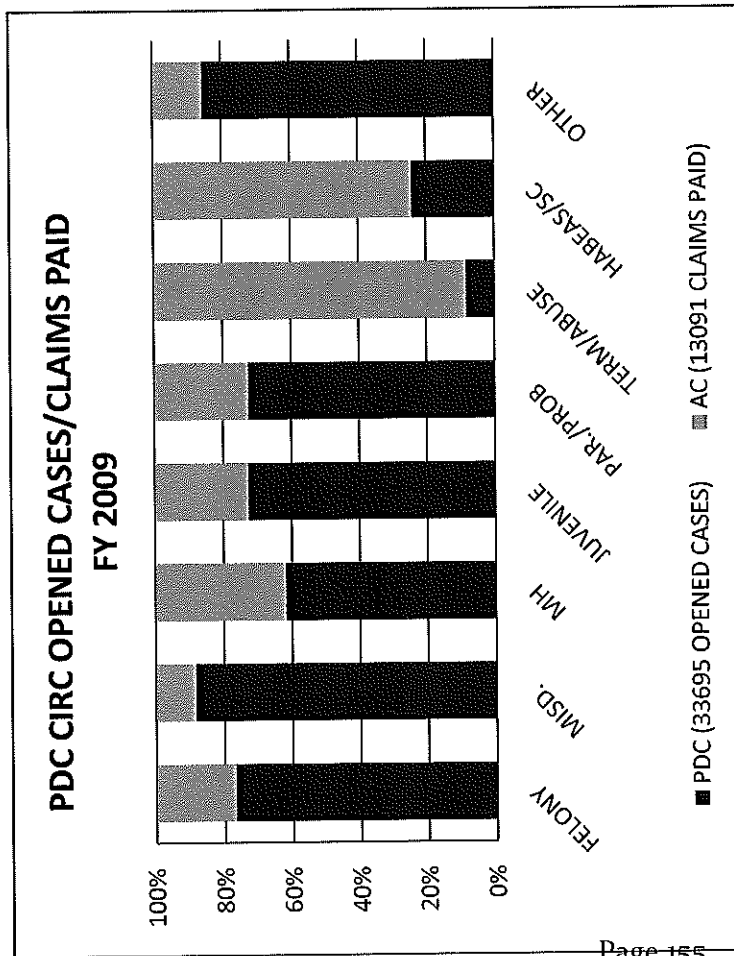


**ALL PUBLIC DEFENDER CORPORATION CIRCUITS (18 CIRCUITS 29 COUNTIES)
PDC CASES OPENED COMPARED TO AC CLAIMS PAID FY 2009**

PDC DISBURSEMENTS	AC DISBURSEMENTS	TOTAL	%PDC	%AC
\$16,926,070.25	\$11,463,908.49	\$28,389,978.74	59.62%	40.38%

AVG PDC COST PER CASE	AVG AC COST PER CASE
\$502.33	\$875.71

CASE TYPES	PDC	AC	TOTAL	%PDC	%AC
FELONY	7683	2337	10020	76.68%	23.32%
MISD.	18566	2495	21061	88.15%	11.85%
MH	2501	1547	4048	61.78%	38.22%
JUVENILE	2746	1035	3781	72.63%	27.37%
PAR./PROB	839	318	1157	72.52%	27.48%
TERM/ABUSE	455	5078	5533	8.22%	91.78%
HABEAS/SC	43	135	178	24.16%	75.84%
OTHER	862	146	1008	85.52%	14.48%
TOTAL	33695	13091	46786	72.02%	27.98%


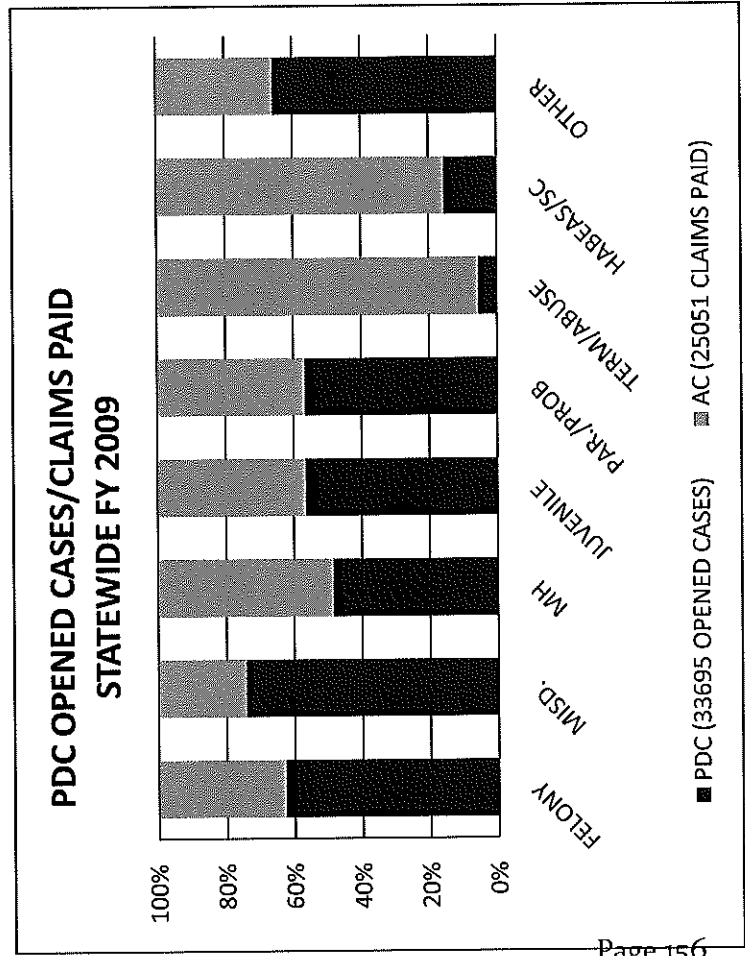


**STATISTICS FOR BOTH PDC AND APPOINTED COUNSEL STATEWIDE
PDC CASES OPENED COMPARED TO AC CLAIMS PAID FY 2009**

PDC	AC	TOTAL	%PDC	%AC
DISBURSEMENTS	DISBURSEMENTS	TOTAL	%PDC	%AC
\$16,926,070.25	\$20,513,711.19	\$37,439,781.44	45.21%	54.79%

AVG PDC COST PER CASE	AVG AC COST PER CASE
\$502.33	\$818.88

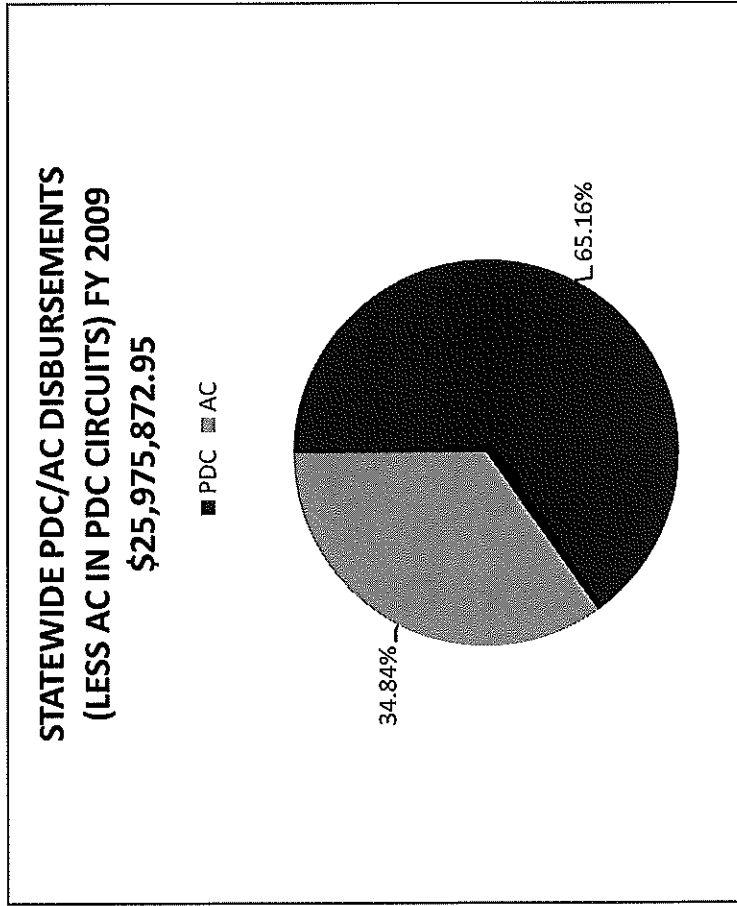
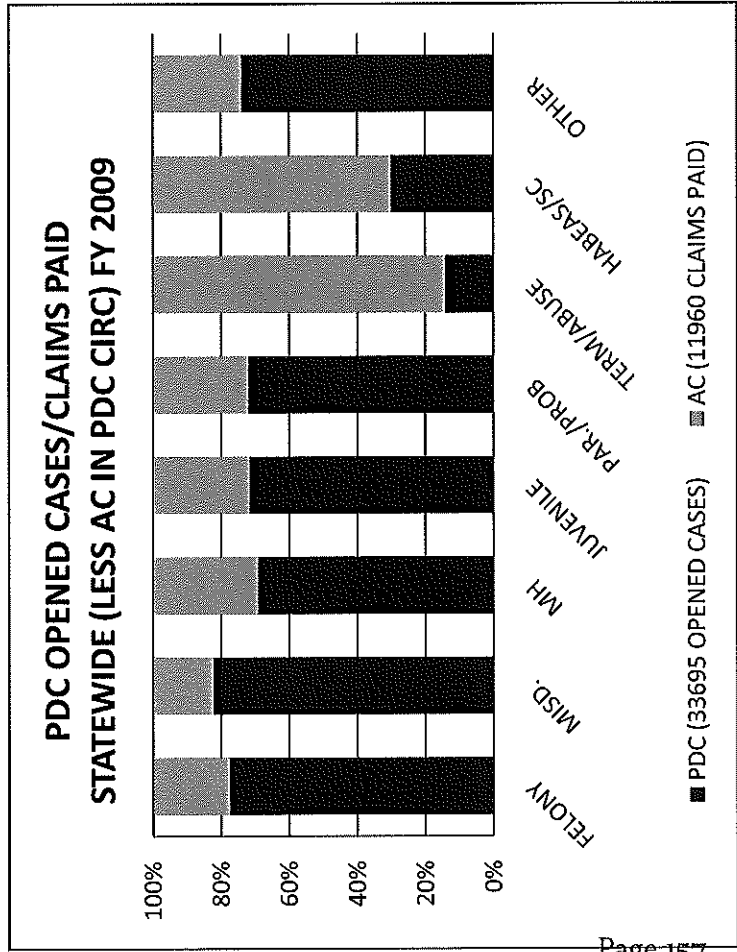
CASE TYPES	PDC	AC	TOTAL	%PDC	%AC
FELONY	7683	4579	12262	62.66%	37.34%
MISD.	18566	6505	25071	74.05%	25.95%
MH	2501	2670	5171	48.37%	51.63%
JUVENILE	2746	2126	4872	56.36%	43.64%
PAR./PROB	839	646	1485	56.50%	43.50%
TERM/ABUSE	455	7839	8294	5.49%	94.51%
HABEAS/SC	43	235	278	15.47%	84.53%
OTHER	862	451	1313	65.65%	34.35%
TOTAL	33695	25051	58746	57.36%	42.64%



**STATISTICS FOR BOTH PDC AND APPOINTED COUNSEL STATEWIDE (LESS AC CLAIMS IN PDC CIRCUITS)
 PDC CASES OPENED COMPARED TO AC CLAIMS PAID FY 2009**

CASE TYPES	PDC		AC		%PDC	%AC
	DISBURSEMENTS	PER CASE	DISBURSEMENTS	PER CASE		
FELONY	7683	2242	9925	22.59%	77.41%	22.59%
MISD.	18566	4010	22576	82.24%	17.76%	17.76%
MH	2501	1123	3624	69.01%	30.99%	30.99%
JUVENILE	2746	1091	3837	71.57%	28.43%	28.43%
PAR./PROB	839	328	1167	71.89%	28.11%	28.11%
TERM./ABUSE	455	2761	3216	14.15%	85.85%	85.85%
HABEAS/SC	43	100	143	30.07%	69.93%	69.93%
OTHER	862	305	1167	73.86%	26.14%	26.14%
TOTAL	33695	11960	45655	73.80%	26.20%	26.20%

PDC		AC		TOTAL	%PDC	%AC
DISBURSEMENTS	PER CASE	DISBURSEMENTS	PER CASE			
\$16,926,070.25	\$502.33	\$9,049,802.70	\$756.67	\$25,975,872.95	65.16%	34.84%
AVG PDC COST	PER CASE	AVG AC COST	PER CASE			

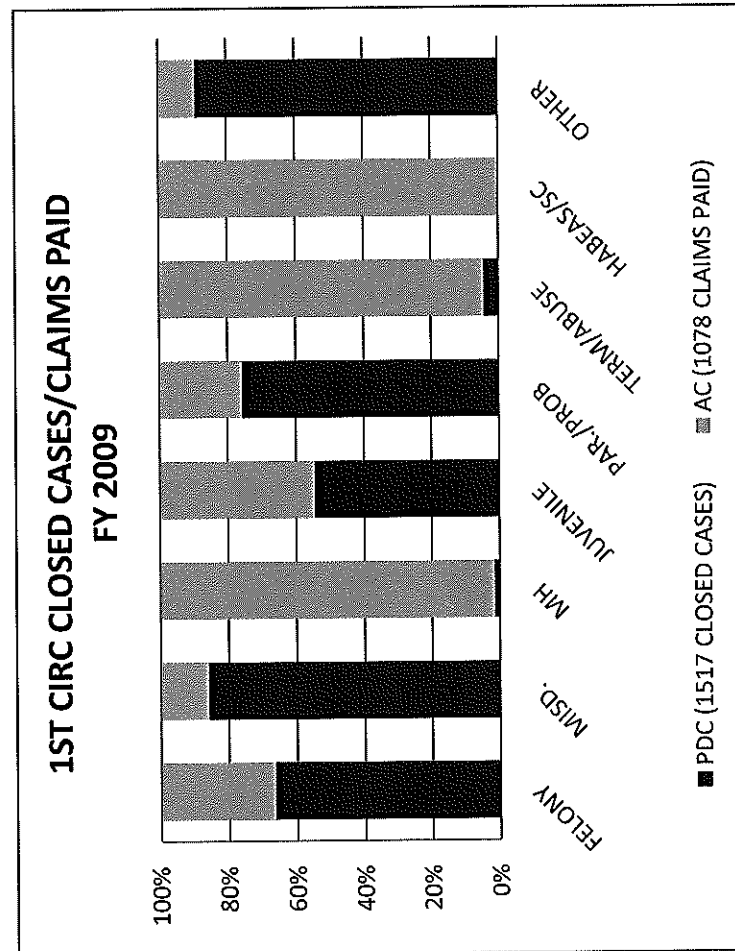
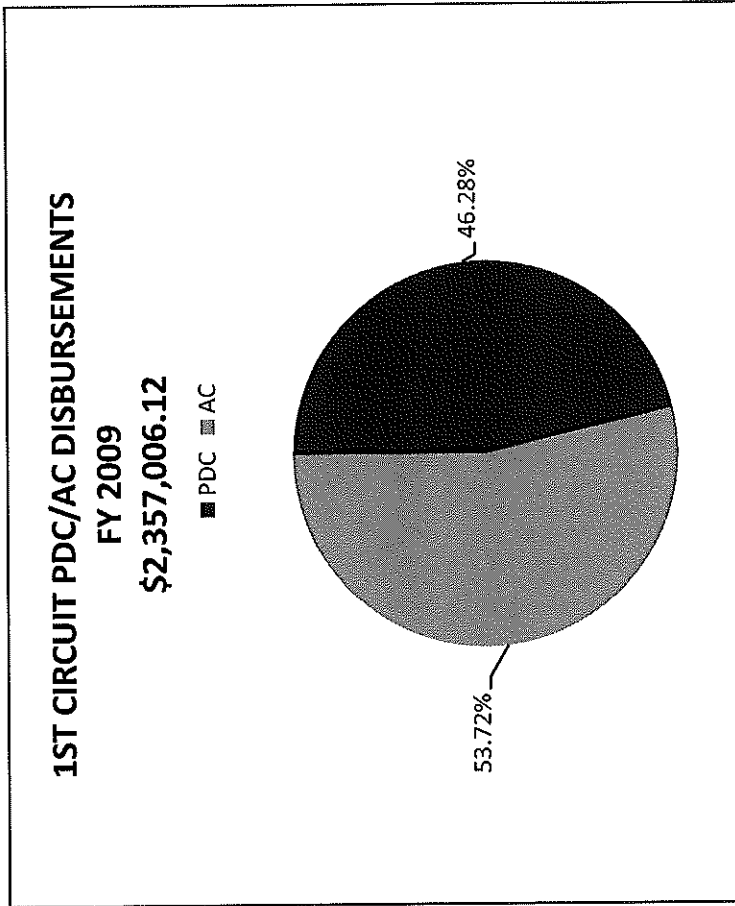


**1ST CIRCUIT (BROOKE, HANCOCK & OHIO COUNTIES)
PDC CASES CLOSED COMPARED TO AC CLAIMS PAID FY 2009**

PDC	AC	TOTAL	%PDC	%AC
DISBURSEMENTS	DISBURSEMENTS	TOTAL	%PDC	%AC
\$1,090,726.72	\$1,266,279.40	\$2,357,006.12	46.28%	53.72%

AVG PDC COST PER CASE	AVG AC COST PER CASE
\$719.00	\$1,174.66

CASE TYPES	PDC	AC	TOTAL	%PDC	%AC
FELONY	319	161	480	66.46%	33.54%
MISD.	990	163	1153	85.86%	14.14%
MH	4	267	271	1.48%	98.52%
JUVENILE	73	61	134	54.48%	45.52%
PAR./PROB	56	18	74	75.68%	24.32%
TERM/ABUSE	18	394	412	4.37%	95.63%
HABEAS/SC	0	7	7	0.00%	100.00%
OTHER	57	7	64	89.06%	10.94%
TOTAL	1517	1078	2595	58.46%	41.54%


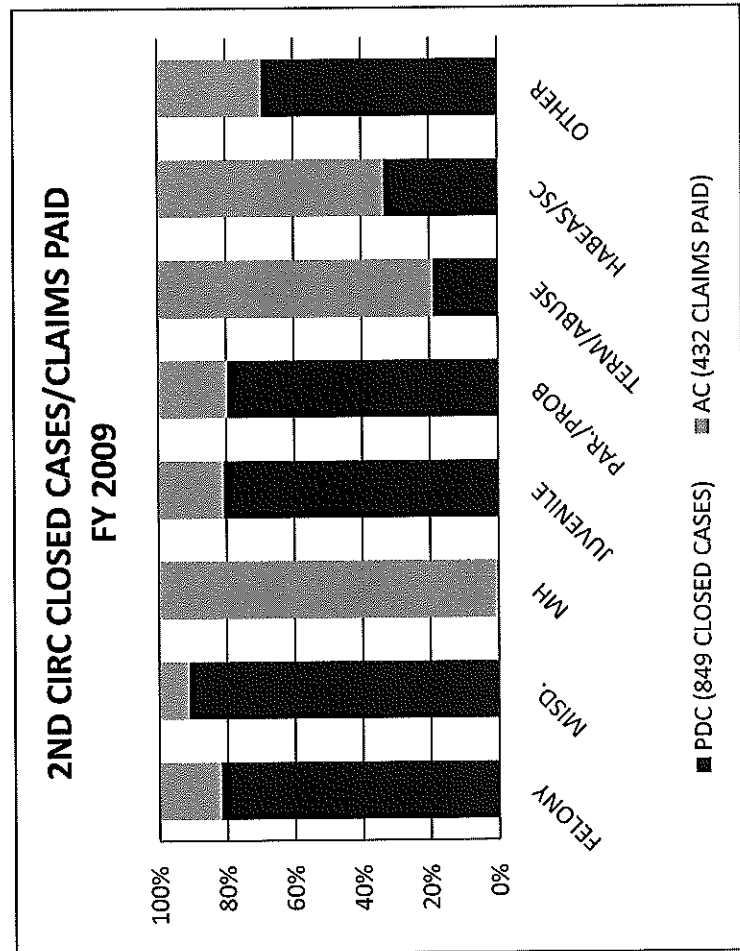


**2ND CIRCUIT (MARSHALL, TYLER & WETZEL COUNTIES)
PDC CASES CLOSED COMPARED TO AC CLAIMS PAID FY 2009**

PDC	AC	TOTAL	%PDC	%AC
DISBURSEMENTS	DISBURSEMENTS	TOTAL	%PDC	%AC
\$534,114.72	\$268,738.35	\$802,853.07	66.53%	33.47%

AVG PDC COST PER CASE	AVG AC COST PER CASE
\$629.11	\$622.08

CASE TYPES	PDC	AC	TOTAL	%PDC	%AC
FELONY	211	47	258	81.78%	18.22%
MISD.	452	44	496	91.13%	8.87%
MH	0	180	180	0.00%	100.00%
JUVENILE	105	25	130	80.77%	19.23%
PAR./PROB	35	9	44	79.55%	20.45%
TERM/ABUSE	27	117	144	18.75%	81.25%
HABEAS/SC	1	2	3	33.33%	66.67%
OTHER	18	8	26	69.23%	30.77%
TOTAL	849	432	1281	66.28%	33.72%



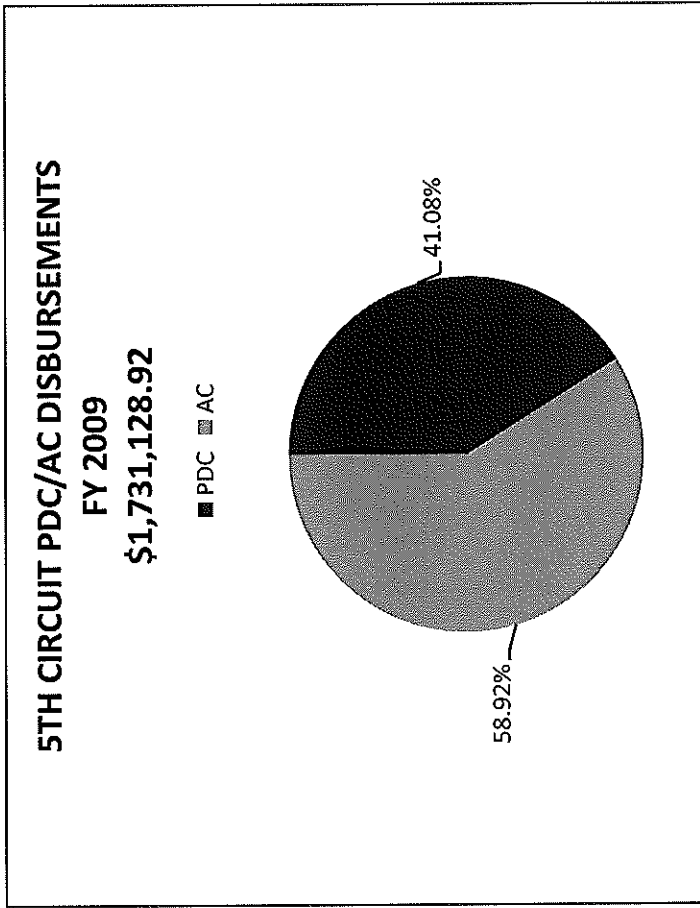
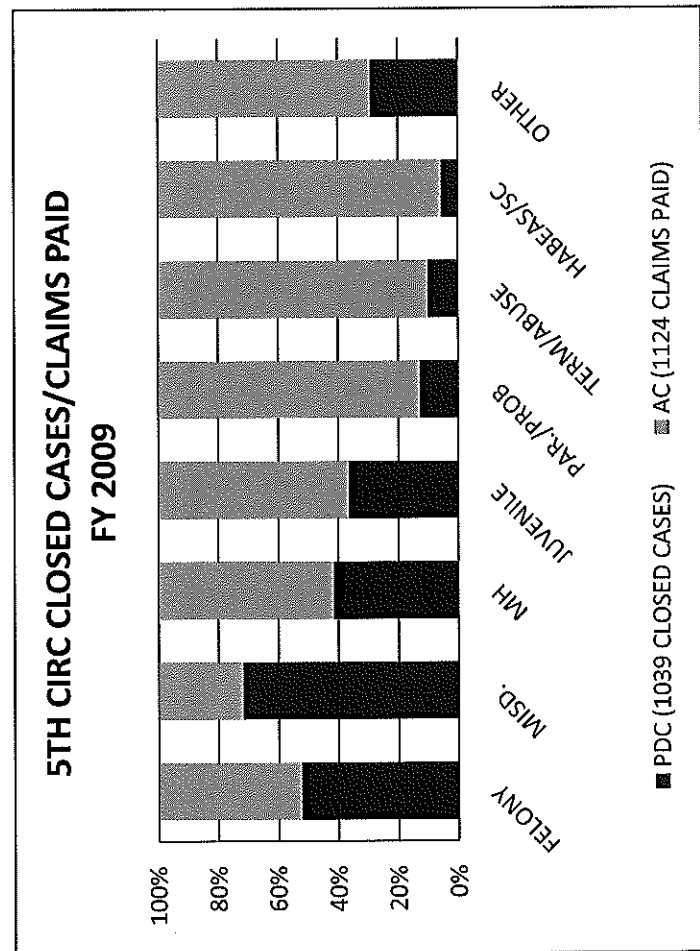
5TH CIRCUIT (CALHOUN, JACKSON, MASON & ROANE COUNTIES)

PDC CASES CLOSED COMPARED TO AC CLAIMS PAID FY 2009

* A Circuit Court order prohibits PDC work in Mason County. All indigent work is performed by Appointed Counsel

CASE TYPES	PDC	AC	TOTAL	%PDC	%AC
FELONY	253	231	484	52.27%	47.73%
MISD.	613	240	853	71.86%	28.14%
MH	54	76	130	41.54%	58.46%
JUVENILE	59	103	162	36.42%	63.58%
PAR./PROB	7	48	55	12.73%	87.27%
TERM/ABUSE	43	387	430	10.00%	90.00%
HABEAS/SC	1	17	18	5.56%	94.44%
OTHER	9	22	31	29.03%	70.97%
TOTAL	1039	1124	2163	48.04%	51.96%

	PDC	AC	TOTAL	%PDC	%AC
DISBURSEMENTS	\$711,066.72	\$1,020,062.20	\$1,731,128.92	41.08%	58.92%
AVG PDC COST PER CASE	\$684.38	\$907.53			
AVG AC COST PER CASE					



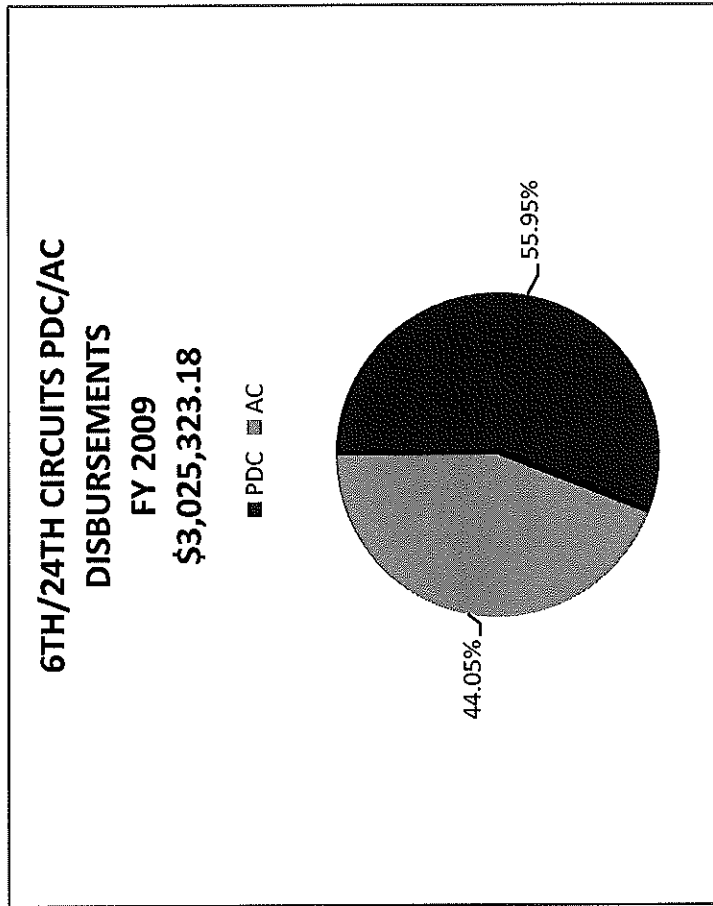

6TH CIRCUIT and 24TH CIRCUIT (CABELL & WAYNE COUNTIES)

PDC CASES CLOSED COMPARED TO AC CLAIMS PAID FY 2009

*The 6th/24th Circuits operate under one Public Defender Corporation. AC figures include both Cabell and Wayne Counties

CASE TYPES	PDC	AC	TOTAL	%PDC	%AC
FELONY	1734	332	2066	83.93%	16.07%
MISD.	3606	168	3774	95.55%	4.45%
MH	539	658	1197	45.03%	54.97%
JUVENILE	551	247	798	69.05%	30.95%
PAR./PROB	111	59	170	65.29%	34.71%
TERM/ABUSE	21	614	635	3.31%	96.69%
HABEAS/SC	5	19	24	20.83%	79.17%
OTHER	25	31	56	44.64%	55.36%
TOTAL	6592	2128	8720	75.60%	24.40%

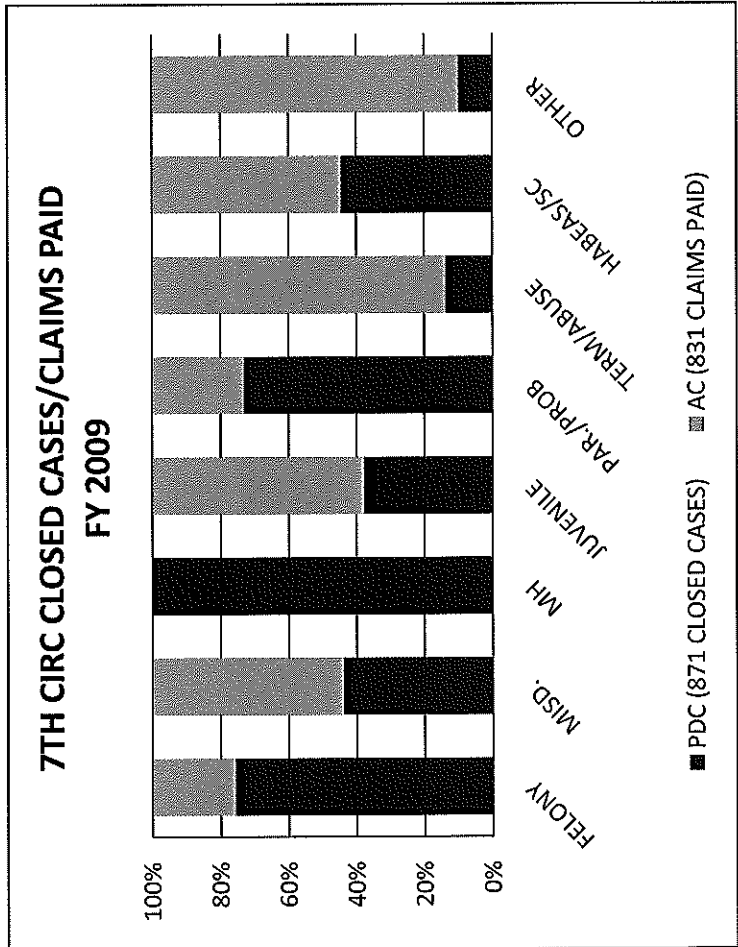
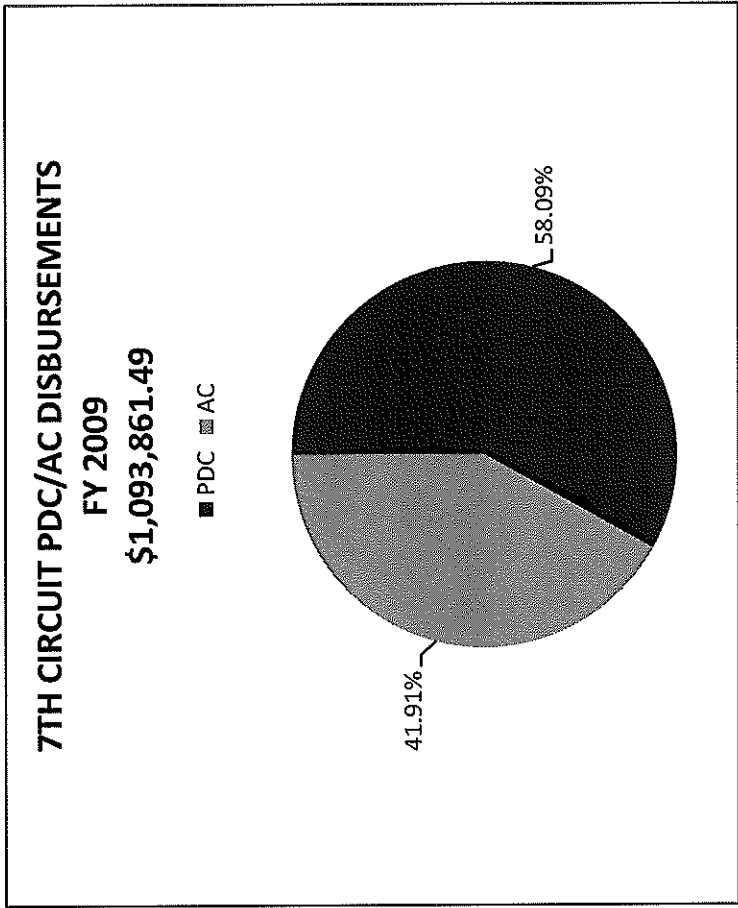
	PDC	AC	TOTAL	%PDC	%AC
DISBURSEMENTS	\$1,692,769.72	\$1,332,553.46	\$3,025,323.18	55.95%	44.05%
AVG PDC COST PER CASE	\$256.79	\$626.20			
AVG AC COST PER CASE					



**7TH CIRCUIT (LOGAN COUNTY)
 PDC CASES CLOSED COMPARED TO AC CLAIMS PAID FY 2009**

	PDC	AC	%PDC	%AC
DISBURSEMENTS	DISBURSEMENTS	DISBURSEMENTS	TOTAL	%AC
\$635,411.72	\$458,449.77	\$1,093,861.49	58.09%	41.91%
AVG PDC COST PER CASE	AVG AC COST PER CASE			
\$729.52	\$551.68			

CASE TYPES	PDC	AC	TOTAL	%PDC	%AC
FELONY	315	101	416	75.72%	24.28%
MISD.	369	472	841	43.88%	56.12%
MH	73	0	73	100.00%	0.00%
JUVENILE	57	94	151	37.75%	62.25%
PAR./PROB	30	11	41	73.17%	26.83%
TERM/ABUSE	22	139	161	13.66%	86.34%
HABEAS/SC	4	5	9	44.44%	55.56%
OTHER	1	9	10	10.00%	90.00%
TOTAL	871	831	1702	51.18%	48.82%

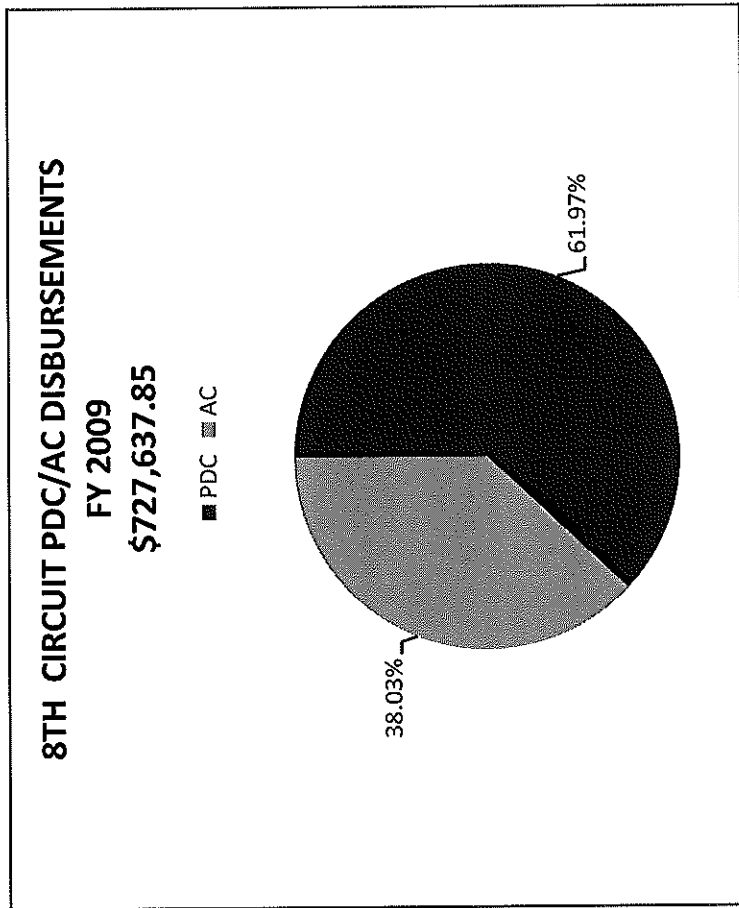
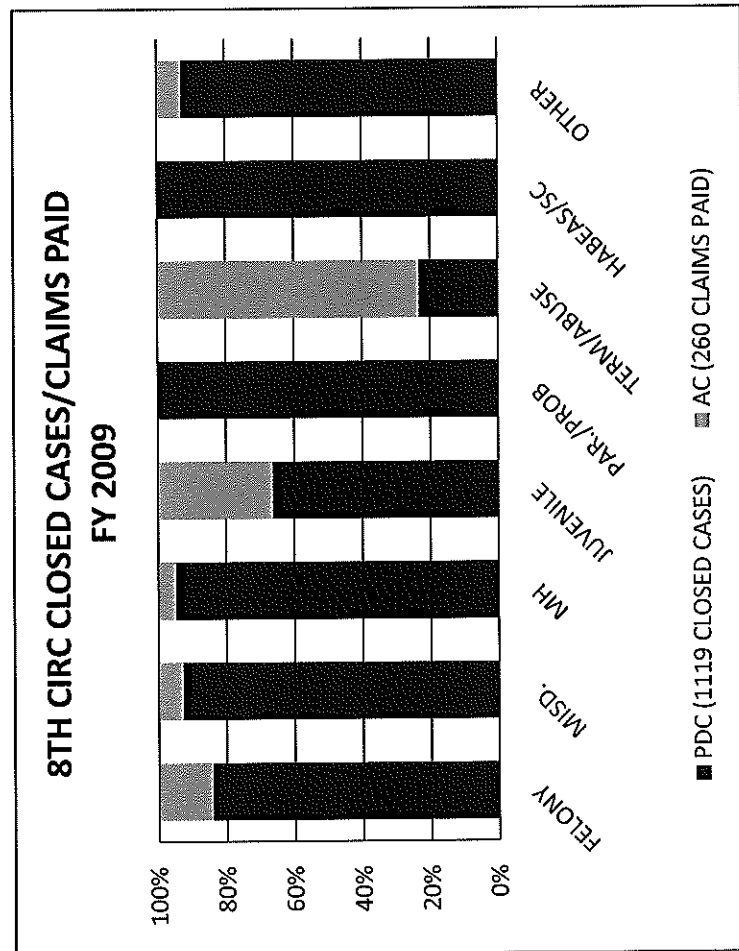


**8TH CIRCUIT (MCDOWELL COUNTY)
PDC CASES CLOSED COMPARED TO AC CLAIMS PAID FY 2009**

PDC	AC	TOTAL	%PDC	%AC
DISBURSEMENTS	DISBURSEMENTS	TOTAL	%PDC	%AC
\$450,884.72	\$276,753.13	\$727,637.85	61.97%	38.03%

AVG PDC COST PER CASE	AVG AC COST PER CASE
\$402.94	\$1,064.44

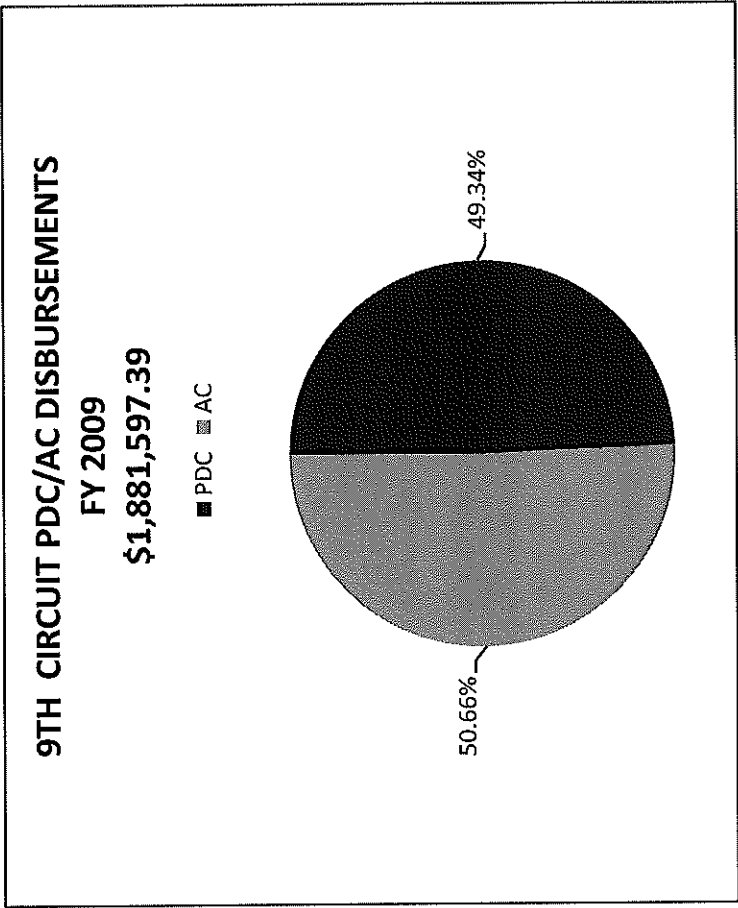
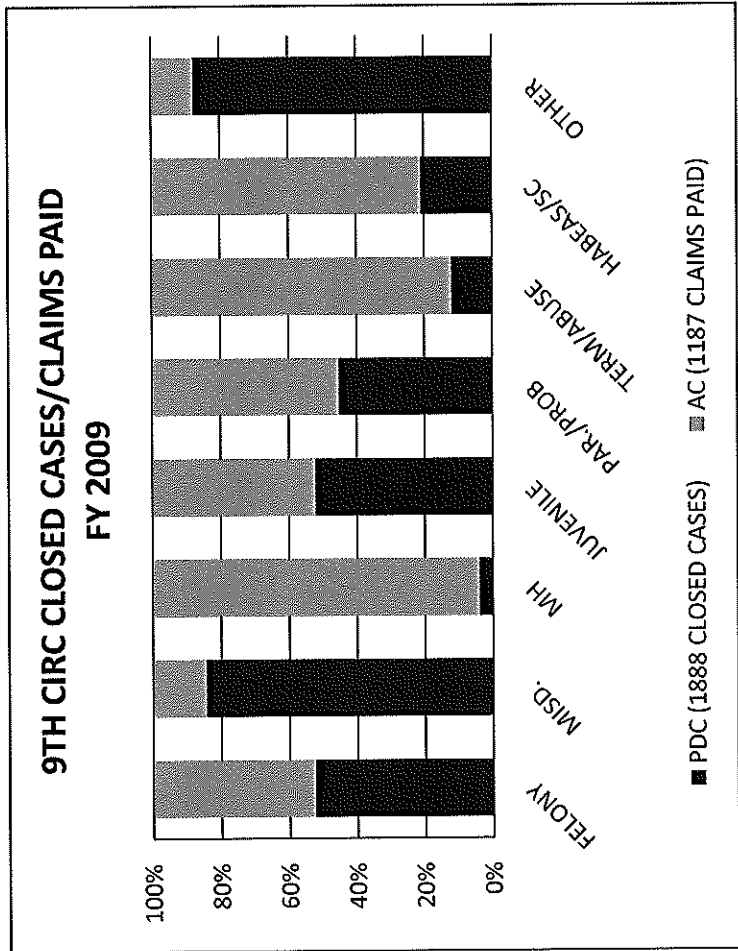
CASE TYPES	PDC	AC	TOTAL	%PDC	%AC
FELONY	247	47	294	84.01%	15.99%
MISD.	712	56	768	92.71%	7.29%
MH	18	1	19	94.74%	5.26%
JUVENILE	51	26	77	66.23%	33.77%
PAR./PROB	1	0	1	100.00%	0.00%
TERM/ABUSE	38	126	164	23.17%	76.83%
HABEAS/SC	1	0	1	100.00%	0.00%
OTHER	51	4	55	92.73%	7.27%
TOTAL	1119	260	1379	81.15%	18.85%



**9TH CIRCUIT (MERCER COUNTY)
 PDC CASES CLOSED COMPARED TO AC CLAIMS PAID FY 2009**

CASE TYPES	PDC	AC	TOTAL	%PDC	%AC
FELONY	326	295	621	52.50%	47.50%
MISD.	1326	246	1572	84.35%	15.65%
MH	8	193	201	3.98%	96.02%
JUVENILE	47	43	90	52.22%	47.78%
PAR./PROB	38	46	84	45.24%	54.76%
TERM/ABUSE	45	332	377	11.94%	88.06%
HABEAS/SC	5	19	24	20.83%	79.17%
OTHER	93	13	106	87.74%	12.26%
TOTAL	1888	1187	3075	61.40%	38.60%

	PDC DISBURSEMENTS	AC DISBURSEMENTS	TOTAL	%PDC	%AC
	\$928,433.72	\$953,163.67	\$1,881,597.39	49.34%	50.66%
AVG PDC COST PER CASE	\$491.76	AVG AC COST PER CASE	\$803.00		

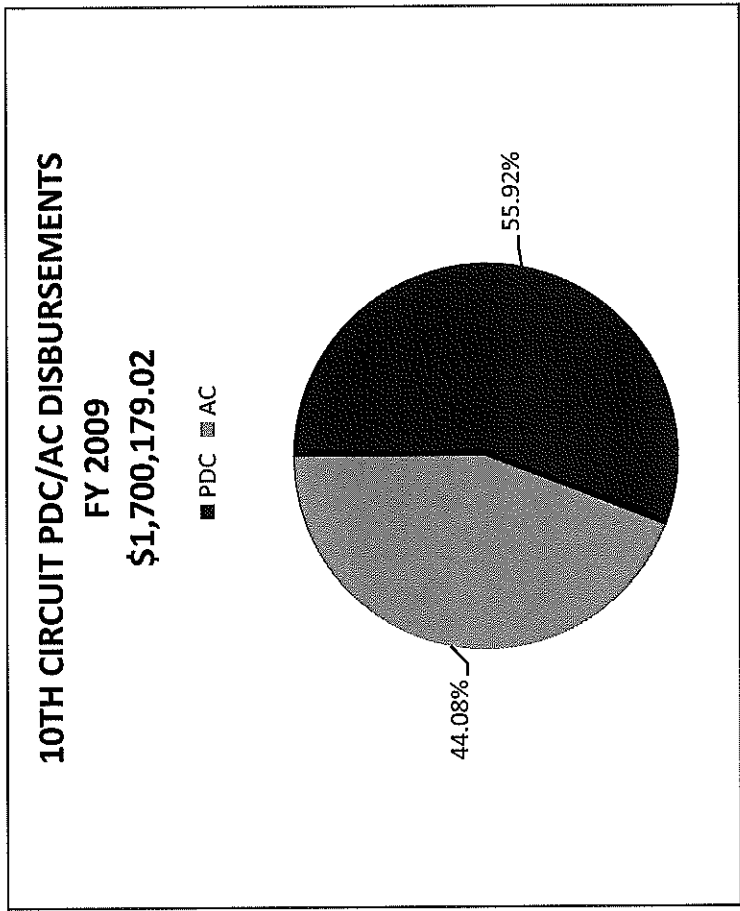
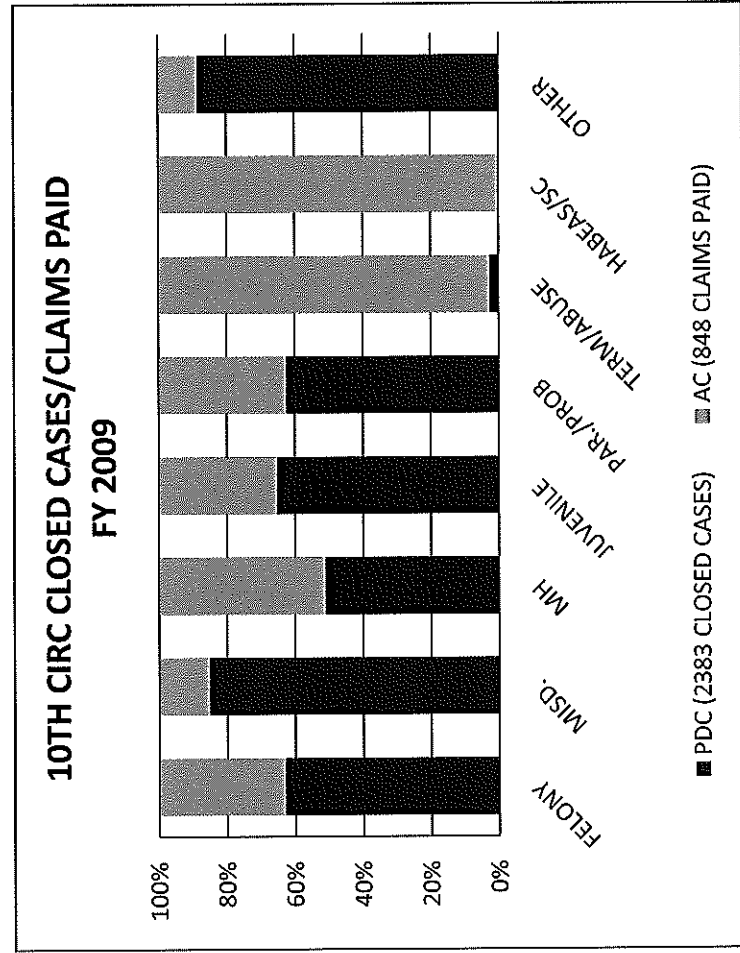


**10TH CIRCUIT (RALEIGH COUNTY)
 PDC CASES CLOSED COMPARED TO AC CLAIMS PAID FY 2009**

PDC DISBURSEMENTS	AC DISBURSEMENTS	TOTAL	%PDC	%AC
\$950,676.72	\$749,502.30	\$1,700,179.02	55.92%	44.08%

AVG PDC COST PER CASE	AVG AC COST PER CASE
\$398.94	\$883.85

CASE TYPES	PDC	AC	TOTAL	%PDC	%AC
FELONY	539	132	671	80.33%	19.67%
MISD.	1211	143	1354	89.44%	10.56%
MH	218	0	218	100.00%	0.00%
JUVENILE	179	21	200	89.50%	10.50%
PAR./PROB	160	16	176	90.91%	9.09%
TERM/ABUSE	13	526	539	2.41%	97.59%
HABEAS/SC	0	6	6	0.00%	100.00%
OTHER	63	4	67	94.03%	5.97%
TOTAL	2383	848	3231	73.75%	26.25%

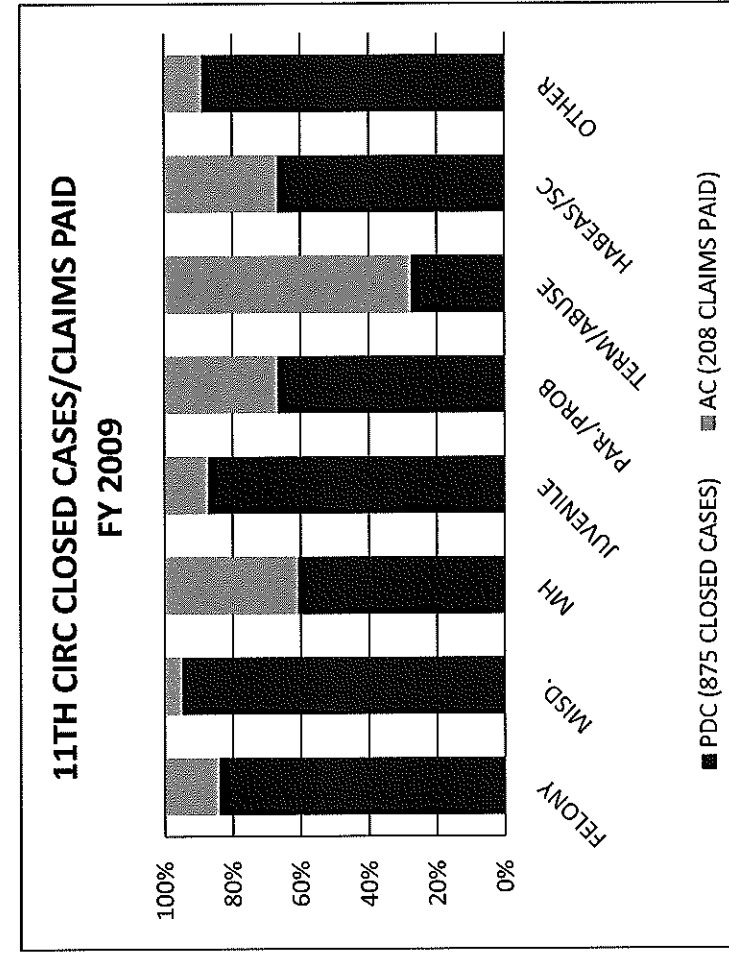
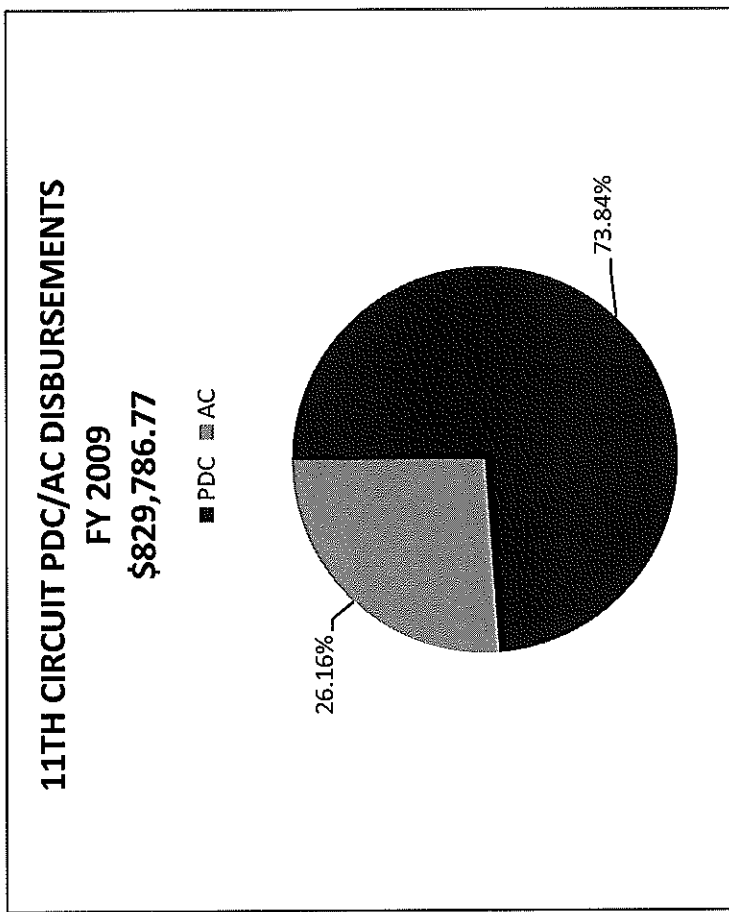


**11TH CIRCUIT (GREENBRIER & POCAHONTAS COUNTIES)
PDC CASES CLOSED COMPARED TO AC CLAIMS PAID FY 2009**

PDC DISBURSEMENTS	AC DISBURSEMENTS	TOTAL	%PDC	%AC
\$612,702.72	\$217,084.05	\$829,786.77	73.84%	26.16%

AVG PDC COST PER CASE	AVG AC COST PER CASE
\$700.23	\$1,043.67

CASE TYPES	PDC	AC	TOTAL	%PDC	%AC
FELONY	230	44	274	83.94%	16.06%
MISD.	461	25	486	94.86%	5.14%
MH	51	33	84	60.71%	39.29%
JUVENILE	54	8	62	87.10%	12.90%
PAR./PROB	10	5	15	66.67%	33.33%
TERM/ABUSE	33	87	120	27.50%	72.50%
HABEAS/SC	4	2	6	66.67%	33.33%
OTHER	32	4	36	88.89%	11.11%
TOTAL	875	208	1083	80.79%	19.21%

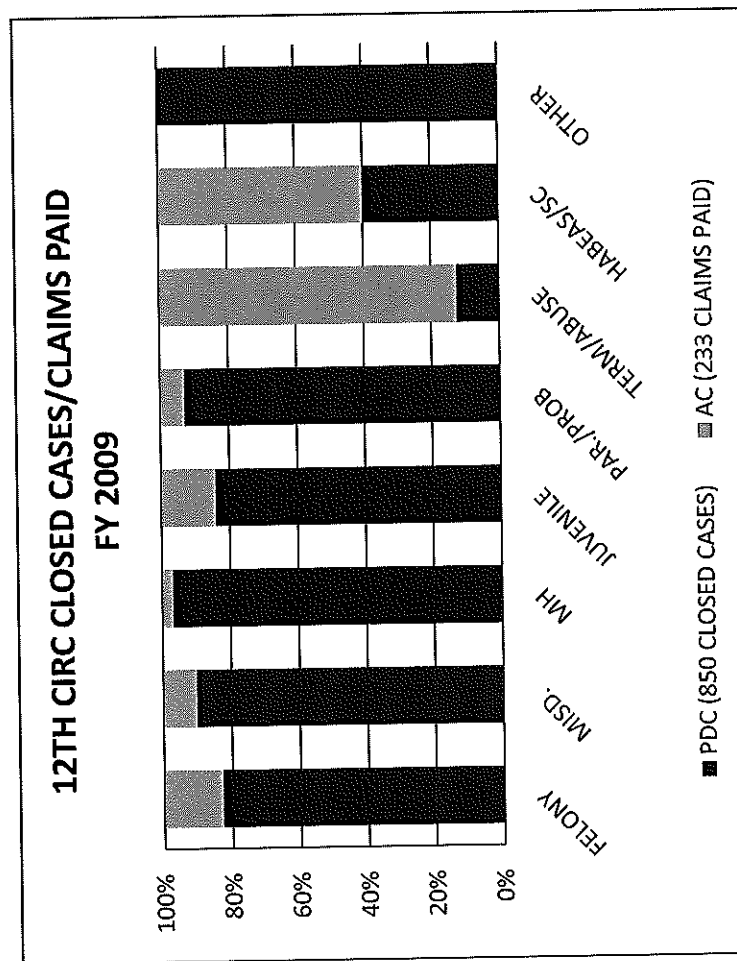
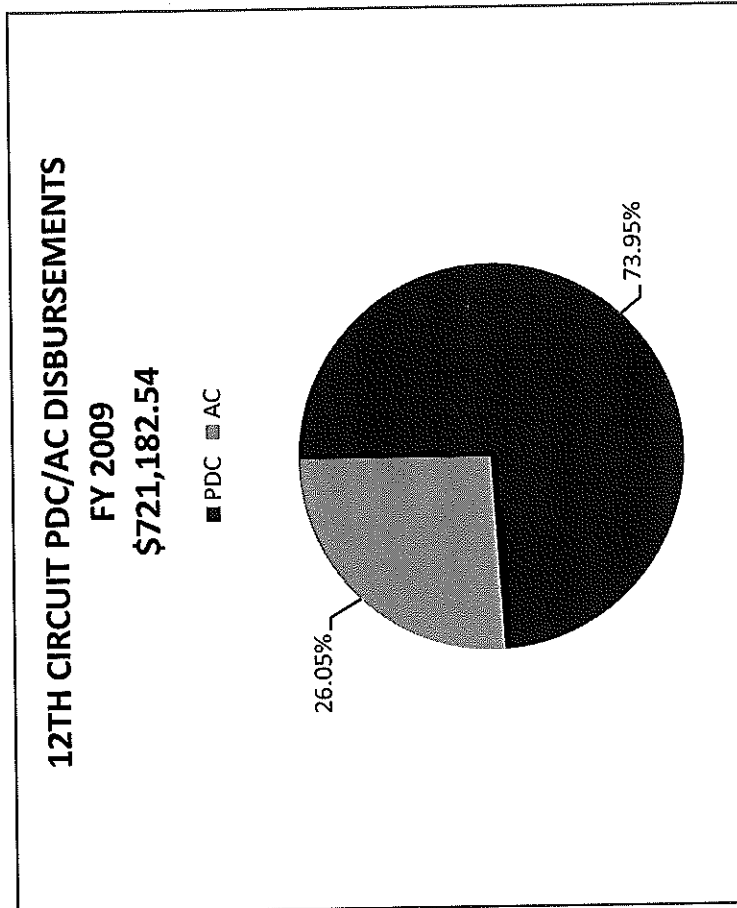


**12TH CIRCUIT (FAYETTE COUNTY)
 PDC CASES CLOSED COMPARED TO AC CLAIMS PAID FY 2009**

PDC	AC	TOTAL	%PDC	%AC
DISBURSEMENTS	DISBURSEMENTS	TOTAL	%PDC	%AC
\$533,323.72	\$187,858.82	\$721,182.54	73.95%	26.05%

AVG PDC COST PER CASE	AVG AC COST PER CASE
\$627.44	\$806.26

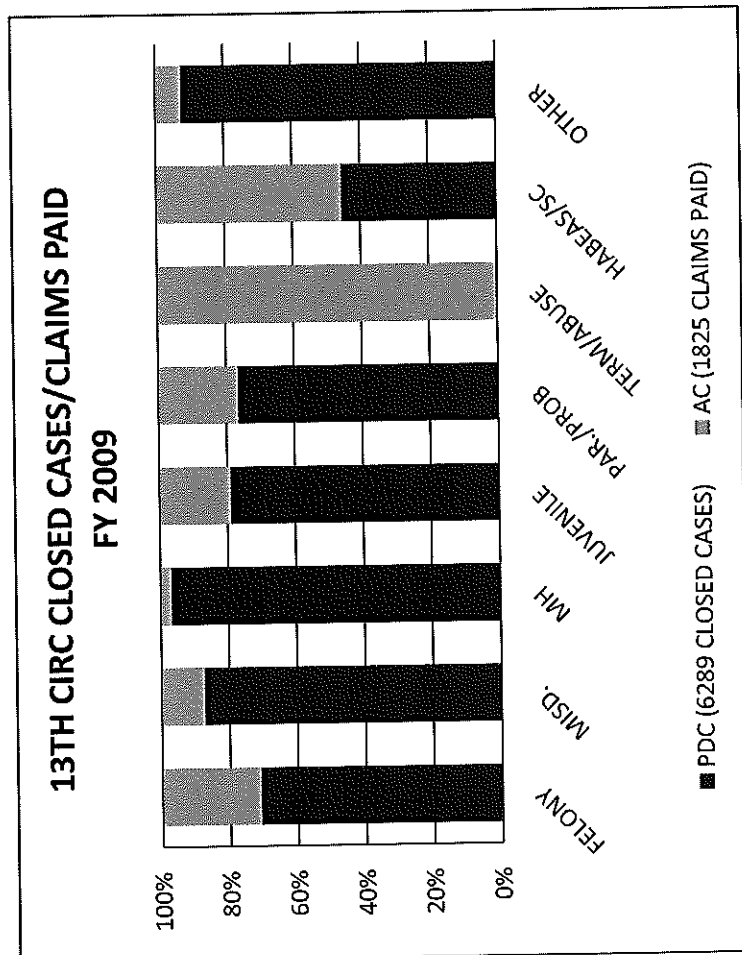
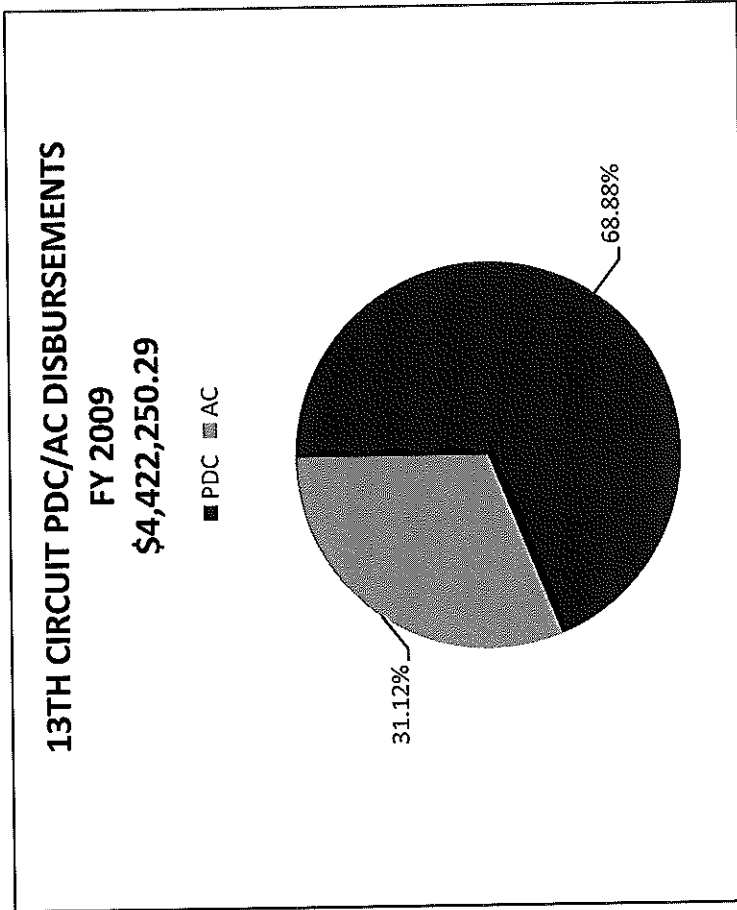
CASE TYPES	PDC	AC	TOTAL	%PDC	%AC
FELONY	239	50	289	82.70%	17.30%
MISD.	449	49	498	90.16%	9.84%
MH	30	1	31	96.77%	3.23%
JUVENILE	42	8	50	84.00%	16.00%
PAR./PROB	39	3	42	92.86%	7.14%
TERM/ABUSE	17	119	136	12.50%	87.50%
HABEAS/SC	2	3	5	40.00%	60.00%
OTHER	32	0	32	100.00%	0.00%
TOTAL	850	233	1083	78.49%	21.51%



**13TH CIRCUIT (KANAWHA COUNTY)
PDC CASES CLOSED COMPARED TO AC CLAIMS PAID FY 2009**

	PDC	AC	TOTAL	%PDC	%AC
DISBURSEMENTS	\$3,046,006.73	\$1,376,243.56	\$4,422,250.29	68.88%	31.12%
AVG PDC COST PER CASE	\$484.34	\$754.11			
AVG AC COST PER CASE					

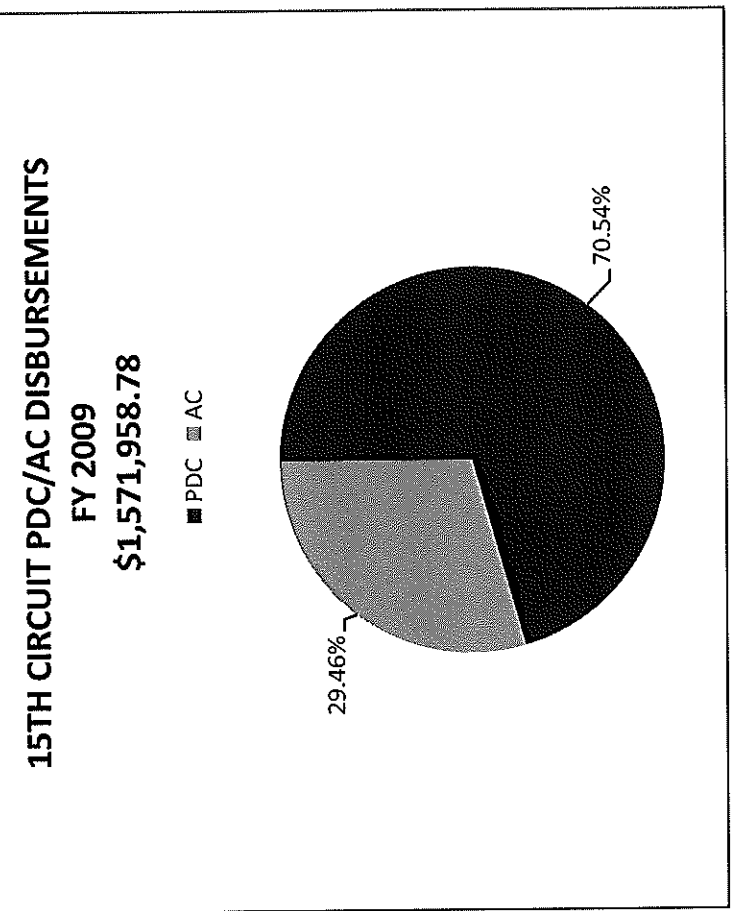

CASE TYPES	PDC	AC	TOTAL	%PDC	%AC
FELONY	982	404	1386	70.85%	29.15%
MISD.	3571	522	4093	87.25%	12.75%
MIH	1077	36	1113	96.77%	3.23%
JUVENILE	361	96	457	78.99%	21.01%
PAR./PROB	104	32	136	76.47%	23.53%
TERM/ABUSE	1	708	709	0.14%	99.86%
HABEAS/SC	10	12	22	45.45%	54.55%
OTHER	183	15	198	92.42%	7.58%
TOTAL	6289	1825	8114	77.51%	22.49%



**15TH CIRCUIT (HARRISON COUNTY)
PDC CASES CLOSED COMPARED TO AC CLAIMS PAID FY 2009**

	PDC	AC	TOTAL	%PDC	%AC
CASE TYPES					
FELONY	298	42	340	87.65%	12.35%
MISD.	751	81	832	90.26%	9.74%
MH	32	73	105	30.48%	69.52%
JUVENILE	269	45	314	85.67%	14.33%
PAR./PROB	59	13	72	81.94%	18.06%
TERM/ABUSE	7	232	239	2.93%	97.07%
HABEAS/SC	2	9	11	18.18%	81.82%
OTHER	36	4	40	90.00%	10.00%
TOTAL	1454	499	1953	74.45%	25.55%

	PDC	AC	TOTAL	%PDC	%AC
DISBURSEMENTS	\$1,108,869.72	\$463,089.06	\$1,571,958.78	70.54%	29.46%
AVG PDC COST PER CASE	\$762.63	\$928.03			
AVG AC COST PER CASE					

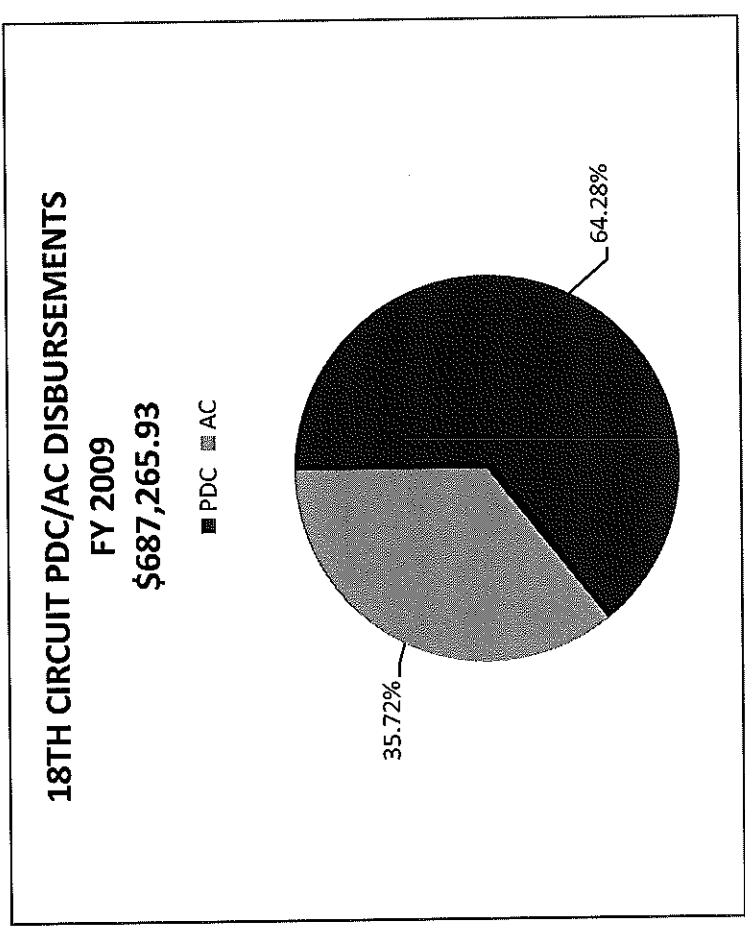



**18TH CIRCUIT (PRESTON COUNTY)
PDC CASES CLOSED COMPARED TO AC CLAIMS PAID FY 2009**

CASE TYPES	PDC	AC	TOTAL	%PDC	%AC
FELONY	94	30	124	75.81%	24.19%
MISD.	192	15	207	92.75%	7.25%
MH	35	0	35	100.00%	0.00%
JUVENILE	26	26	52	50.00%	50.00%
PAR./PROB	8	11	19	42.11%	57.89%
TERM/ABUSE	8	83	91	8.79%	91.21%
HABEAS/SC	1	2	3	33.33%	66.67%
OTHER	56	6	62	90.32%	9.68%
TOTAL	420	173	593	70.83%	29.17%

PDC DISBURSEMENTS	AC DISBURSEMENTS	TOTAL	%PDC	%AC
\$441,780.72	\$245,485.21	\$687,265.93	64.28%	35.72%

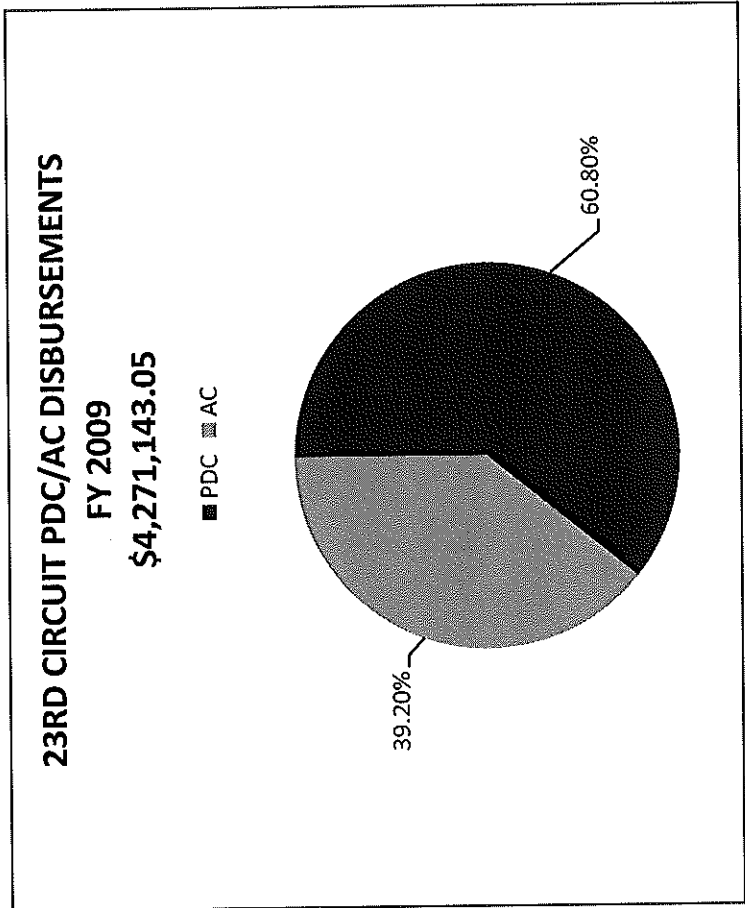
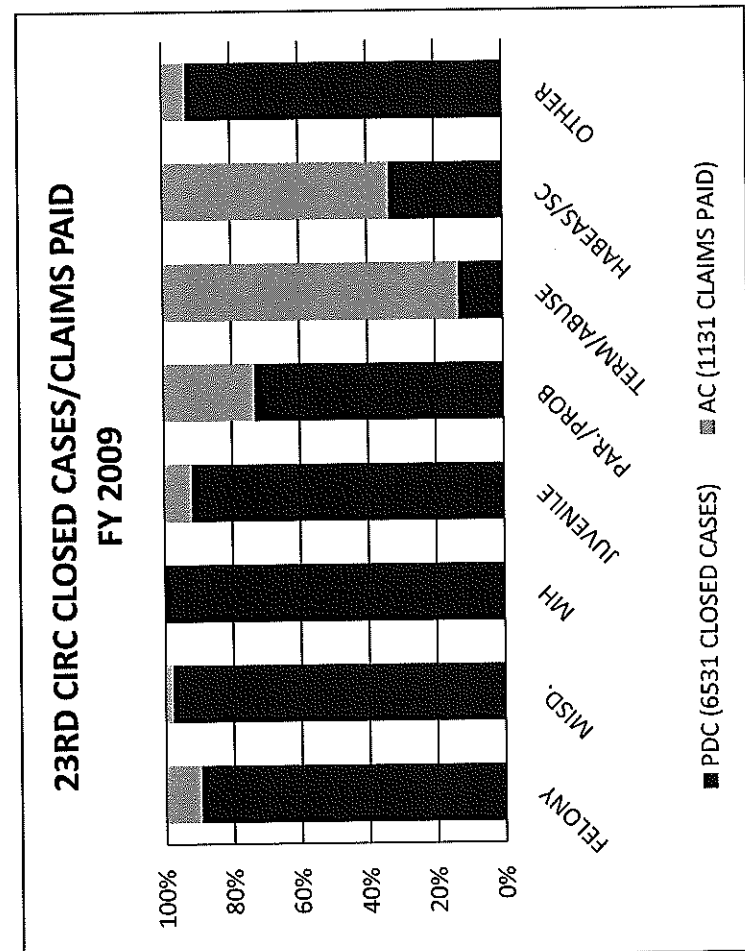
AVG PDC COST PER CASE	AVG AC COST PER CASE
\$1,051.86	\$1,418.99



**23RD CIRCUIT (BERKELEY, JEFFERSON & MORGAN COUNTIES)
 PDC CASES CLOSED COMPARED TO AC CLAIMS PAID FY 2009**

CASE TYPES	PDC	AC	TOTAL	%PDC	%AC
FELONY	1688	198	1886	89.50%	10.50%
MISD.	3658	84	3742	97.76%	2.24%
MH	154	0	154	100.00%	0.00%
JUVENILE	784	70	854	91.80%	8.20%
PAR./PROB	49	18	67	73.13%	26.87%
TERM/ABUSE	109	735	844	12.91%	87.09%
HABEAS/SC	10	20	30	33.33%	66.67%
OTHER	79	6	85	92.94%	7.06%
TOTAL	6531	1131	7662	85.24%	14.76%

	PDC	AC	TOTAL	%PDC	%AC
DISBURSEMENTS	\$2,596,951.72	\$1,674,191.33	\$4,271,143.05	60.80%	39.20%
AVG PDC COST PER CASE	\$397.63				
AVG AC COST PER CASE		\$1,480.28			

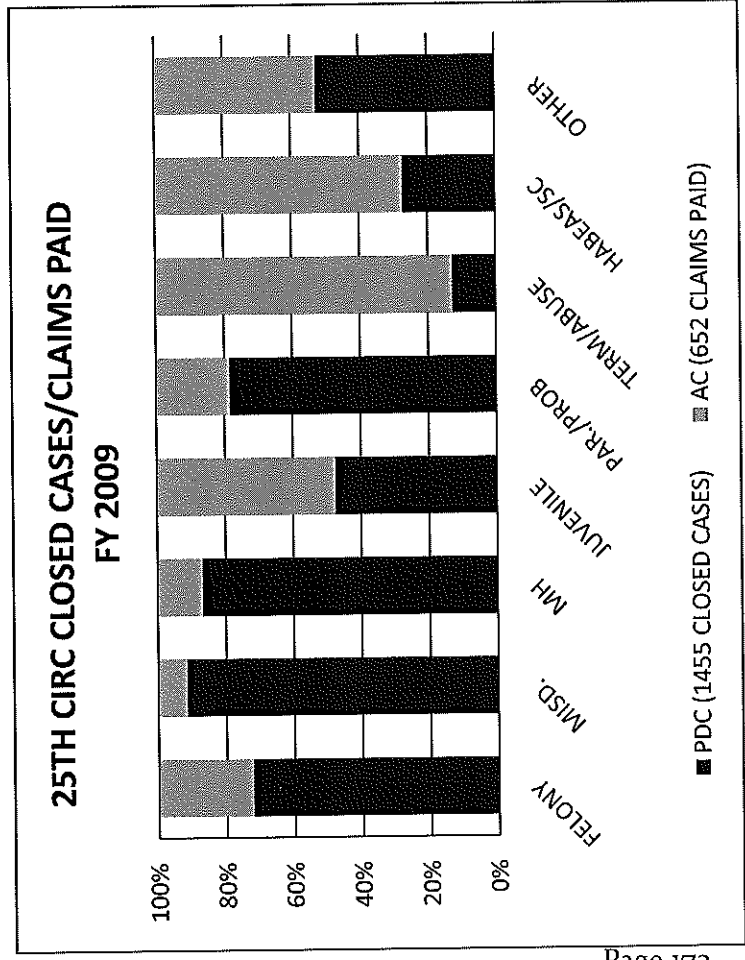
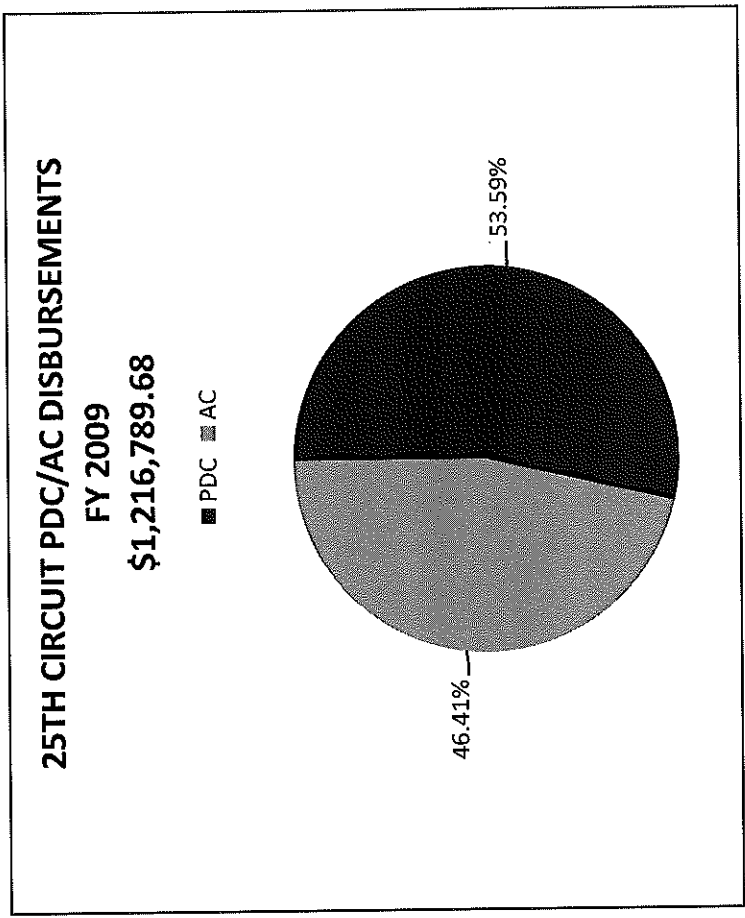


**25TH CIRCUIT (BOONE & LINCOLN COUNTIES)
PDC CASES CLOSED COMPARED TO AC CLAIMS PAID FY 2009**

	PDC	AC	TOTAL	%PDC	%AC
DISBURSEMENTS	\$652,135.72	\$564,653.96	\$1,216,789.68	53.59%	46.41%

	PDC	AC
AVG PDC COST PER CASE	\$448.20	\$866.03
AVG AC COST PER CASE		

CASE TYPES	PDC	AC	TOTAL	%PDC	%AC
FELONY	229	88	317	72.24%	27.76%
MISD.	833	78	911	91.44%	8.56%
MH	119	18	137	86.86%	13.14%
JUVENILE	128	142	270	47.41%	52.59%
PAR./PROB	91	25	116	78.45%	21.55%
TERM/ABUSE	41	283	324	12.65%	87.35%
HABEAS/SC	3	8	11	27.27%	72.73%
OTHER	11	10	21	52.38%	47.62%
TOTAL	1455	652	2107	69.06%	30.94%

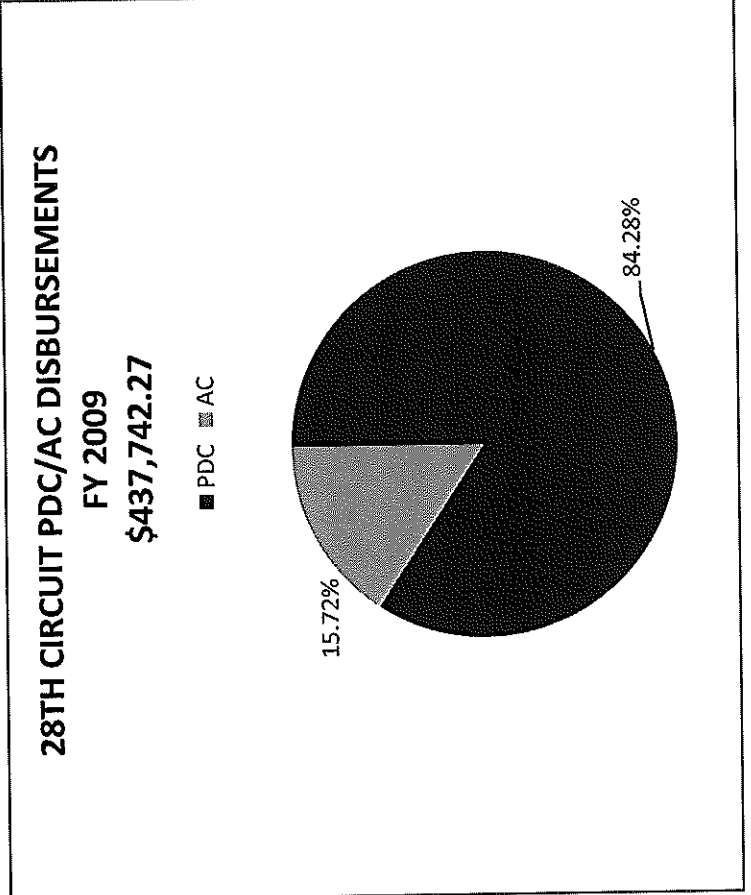
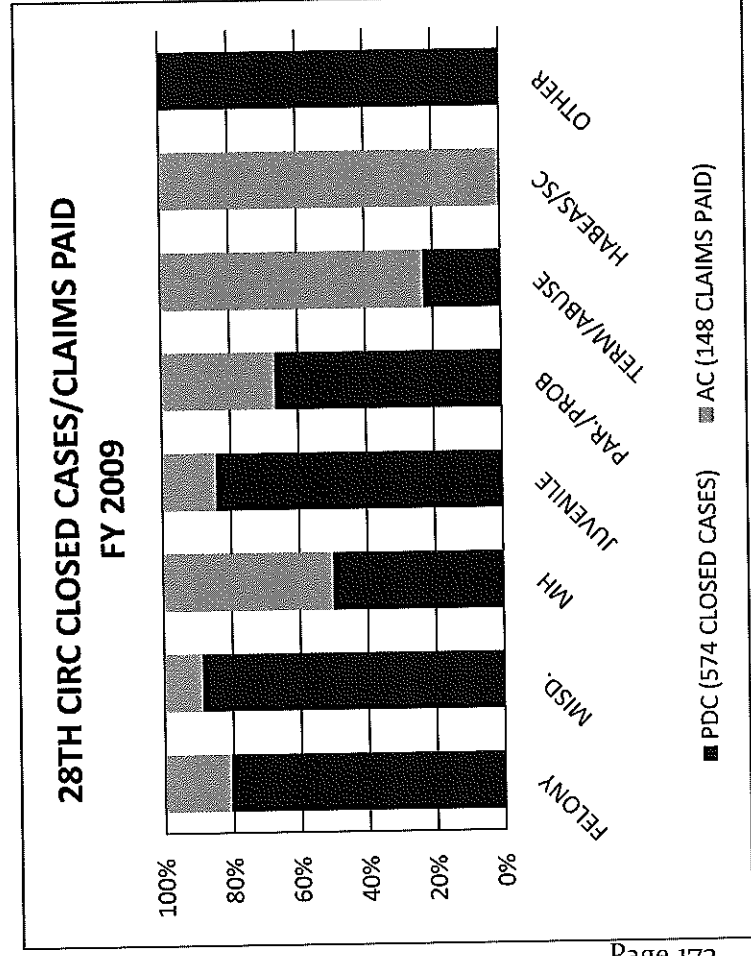


**28TH CIRCUIT (NICHOLAS COUNTY)
PDC CASES CLOSED COMPARED TO AC CLAIMS PAID FY 2009**

PDC DISBURSEMENTS	AC DISBURSEMENTS	TOTAL	%PDC	%AC
\$368,918.72	\$68,823.55	\$437,742.27	84.28%	15.72%

AVG PDC COST PER CASE	AVG AC COST PER CASE
\$642.72	\$465.02


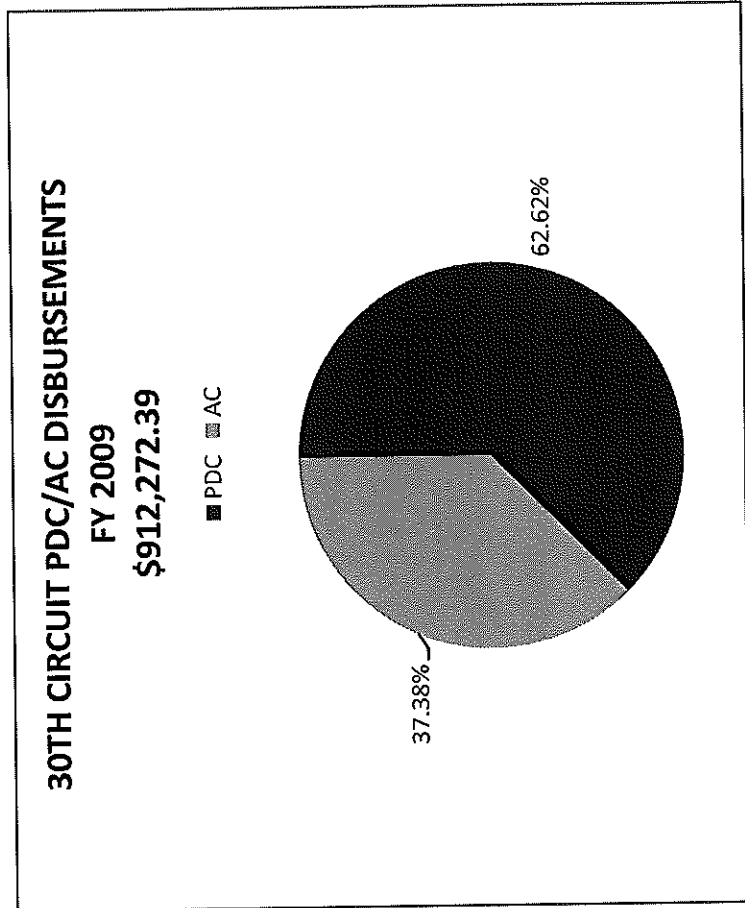
CASE TYPES	PDC	AC	TOTAL	%PDC	%AC
FELONY	162	39	201	80.60%	19.40%
MISD.	325	41	366	88.80%	11.20%
MH	6	6	12	50.00%	50.00%
JUVENILE	48	9	57	84.21%	15.79%
PAR./PROB	2	1	3	66.67%	33.33%
TERM/ABUSE	15	51	66	22.73%	77.27%
HABEAS/SC	0	1	1	0.00%	100.00%
OTHER	16	0	16	100.00%	0.00%
TOTAL	574	148	722	79.50%	20.50%



**30TH CIRCUIT (MINGO COUNTY)
 PDC CASES CLOSED COMPARED TO AC CLAIMS PAID FY 2009**

	PDC	AC	TOTAL	%PDC	%AC
DISBURSEMENTS	\$571,295.72	\$340,976.67	\$912,272.39	62.62%	37.38%
AVG PDC COST PER CASE	\$881.63	AVG AC COST PER CASE	\$1,020.89		

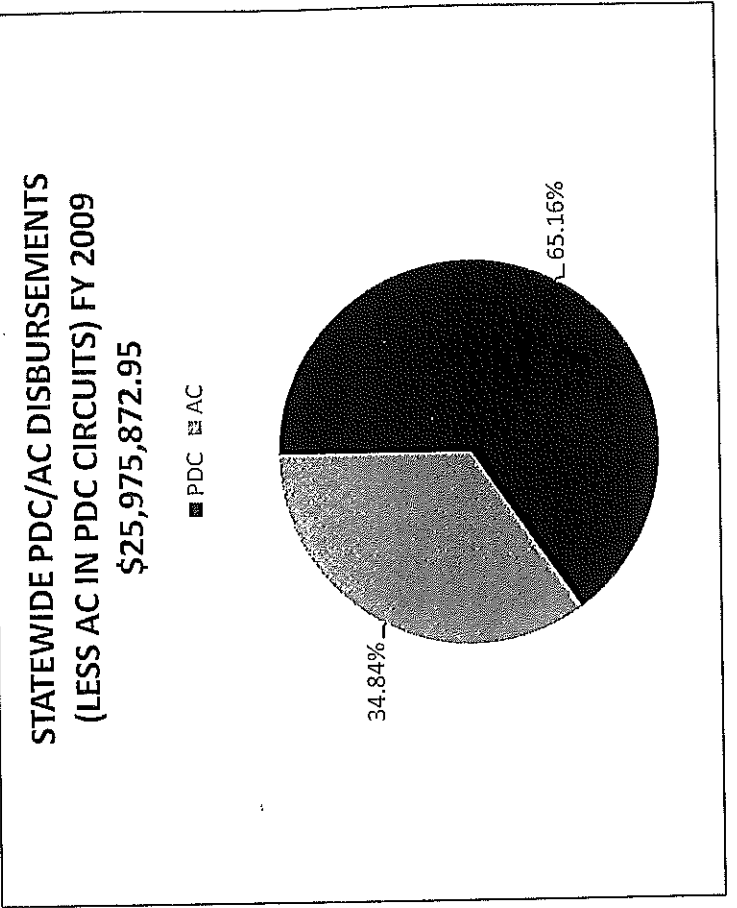
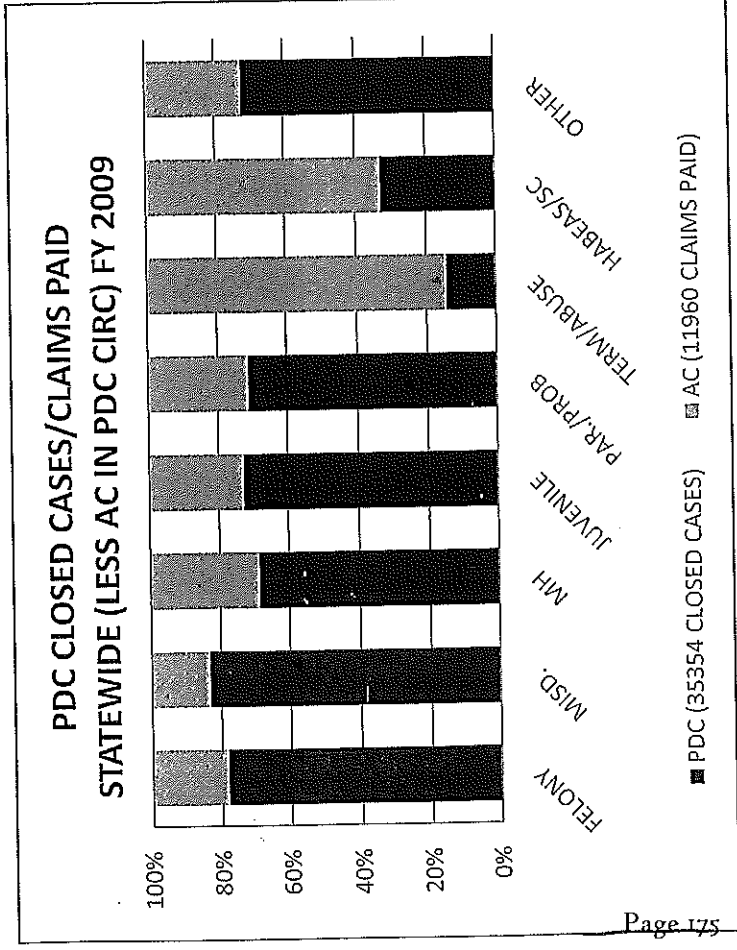
CASE TYPES	PDC	AC	TOTAL	%PDC	%AC
FELONY	184	96	280	65.71%	34.29%
MISD.	321	68	389	82.52%	17.48%
MH	28	5	33	84.85%	15.15%
JUVENILE	70	11	81	86.42%	13.58%
PAR./PROB	7	3	10	70.00%	30.00%
TERM/ABUSE	4	145	149	2.68%	97.32%
HABEAS/SC	0	3	3	0.00%	100.00%
OTHER	34	3	37	91.89%	8.11%
TOTAL	648	334	982	65.99%	34.01%



**STATISTICS FOR BOTH PDC AND APPOINTED COUNSEL STATEWIDE (LESS AC CLAIMS IN PDC CIRCUITS)
 PDC CASES CLOSED COMPARED TO AC CLAIMS PAID FY 2009**

CASE TYPES	PDC	AC	TOTAL	%PDC	%AC
FELONY	8047	2242	10289	78.21%	21.79%
MISD.	19843	4010	23853	83.19%	16.81%
MH	2446	1123	3569	68.53%	31.47%
JUVENILE	2904	1091	3995	72.69%	27.31%
PAR./PROB	807	328	1135	71.10%	28.90%
TERM/ABUSE	462	2761	3223	14.33%	85.67%
HABEAS/SC	49	100	149	32.89%	67.11%
OTHER	796	305	1101	72.30%	27.70%
TOTAL	35354	11960	47314	74.72%	25.28%

	PDC DISBURSEMENTS	AC DISBURSEMENTS	TOTAL	%PDC	%AC
	\$16,926,070.25	\$9,049,802.70	\$25,975,872.95	65.16%	34.84%
AVG PDC COST PER CASE	\$478.76	AVG AC COST PER CASE	\$756.67		

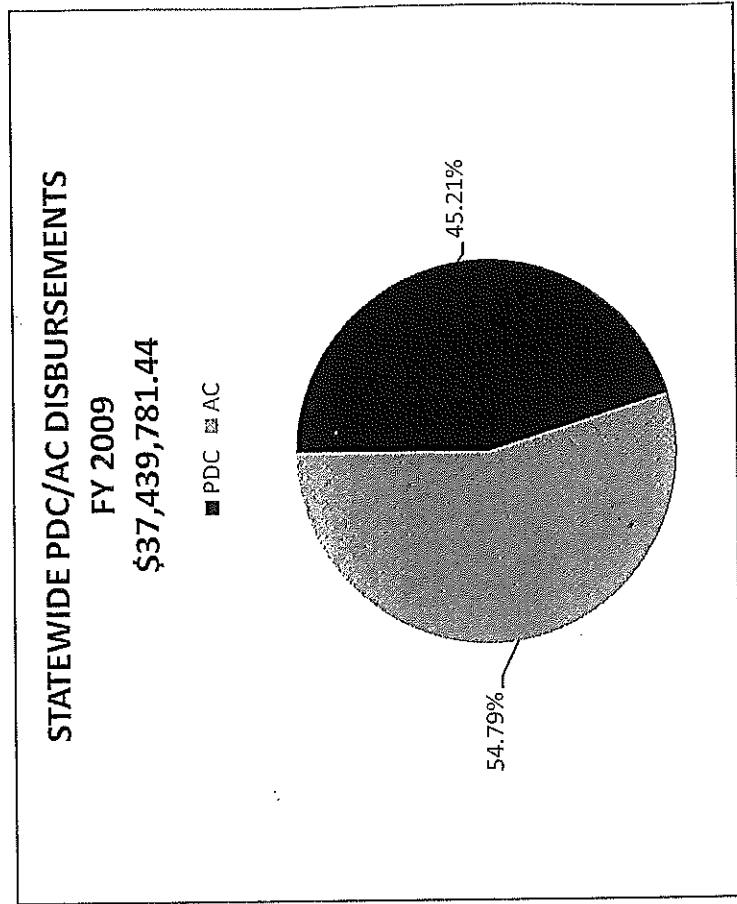
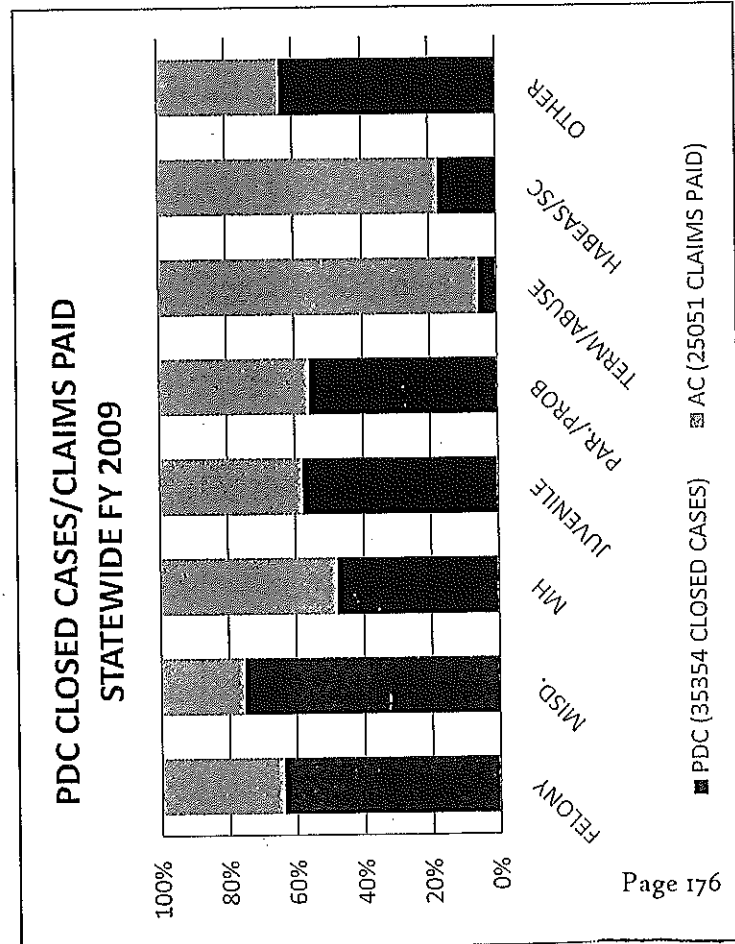


**STATISTICS FOR BOTH PDC AND APPOINTED COUNSEL STATEWIDE
PDC CASES CLOSED COMPARED TO AC CLAIMS PAID FY 2009**

CASE TYPES	PDC	AC	TOTAL	%PDC	%AC
FELONY	8047	4579	12626	63.73%	36.27%
MISD.	19843	6505	26348	75.31%	24.69%
MH	2446	2670	5116	47.81%	52.19%
JUVENILE	2904	2126	5030	57.73%	42.27%
PAR./PROB	807	646	1453	55.54%	44.46%
TERM./ABUSE	462	7839	8301	5.57%	94.43%
HABEAS/SC	49	235	284	17.25%	82.75%
OTHER	796	451	1247	63.83%	36.17%
TOTAL	35354	25051	60405	58.53%	41.47%

PDC DISBURSEMENTS	AC DISBURSEMENTS	TOTAL	%PDC	%AC
\$16,925,070.25	\$20,513,711.19	\$37,439,781.44	45.21%	54.79%

AVG PDC COST PER CASE	AVG AC COST PER CASE
\$478.76	\$818.88



THIS PAGE INTENTIONALLY LEFT BLANK

**APPENDIX D:
APPOINTED COUNSEL INDEX
PAYEE TOTAL FOR
FISCAL YEAR 2009**

**WEST VIRGINIA PUBLIC DEFENDER SERVICES
 APPOINTED COUNSEL FEES & EXPENSES PAID
 FISCAL YEAR 2009
 DESCENDING ORDER BY TOTAL\$
 Appointed Counsel and Service Providers Separate**

PAYEE	VOUCHER TOTAL	# OF CLAIMS
APPOINTED COUNSEL		
WEESE TRACY	326,586.06	221
MILLER & DRAKE LC	265,620.23	148
GORDON MARGARET A B	263,834.86	121
CASTEEL & POLING PLLC	252,819.81	191
BAILEY REGGIE R	250,766.95	295
MULLINS CHARLES B II	226,903.11	120
VICTOR VICTOR & HELGOE LLP	207,364.04	182
MCCULLOUGH JUDITH A	199,867.39	185
VICKERS JEREMY T	163,693.56	151
HAUGHT IRA M	158,751.71	54
MCGRAW WARREN R II	158,589.57	134
SKAGGS G ERNEST	158,131.30	126
DALBY NANCY A ATTY AT LAW PLLC	155,226.21	70
BELLOMY & TURNER LC	149,744.21	245
POWELL ERIC K	148,693.36	119
NANNERS & WILLET LC LAW OFFICES OF	146,924.72	136
GRUBB JASON R	146,592.08	106
HUGHART KEVIN W	139,525.39	146
SUMMERS WILLIAM B	137,171.81	274
BRYANT CARL P	132,329.35	207
MOUNTAINEER LEGAL SERVICES PLLC	131,755.93	164
JACKSON-GILLISON HELEN L	131,439.33	12
MCNEER HIGHLAND MCMUNN VARNER LC	130,975.60	158
RYAN KOURTNEY A	130,038.50	47
WILLIAMS JOHN E JR	124,198.50	58
MOSES JOSEPH J	122,209.61	55
HARMAN MARLA ZELENE	120,841.04	45
BALLARD KENNETH D	118,045.50	82
STEPTOE & JOHNSON	117,792.89	49
WIEDEL DIANA CARTER	116,595.57	87
WHITEMAN BURDETTE PLLC	116,095.03	138
PULLIN FOWLER FLANAGAN BROWN & POE PLLC	110,899.84	222
STARCHER & FRUM PLLC	109,759.21	152
LUPARDUS TIMOTHY P	109,658.52	155
JACOVETTY GERALD G JR LC	109,658.37	273
BONINSEGNA SANTE JR	106,174.49	103
FOLICKMAN PAMELA R LAW OFFICE OF	103,960.97	123
FLINCHUM R KEITH	102,126.15	127

**WEST VIRGINIA PUBLIC DEFENDER SERVICES
 APPOINTED COUNSEL FEES & EXPENSES PAID
 FISCAL YEAR 2009
 DESCENDING ORDER BY TOTAL\$
 Appointed Counsel and Service Providers Separate**

PAYEE	VOUCHER TOTAL	# OF CLAIMS
YOUNG WILLIAM PRENTICE	101,013.50	26
LESTER WILLIAM M	99,947.47	89
RICE WILLIAM T	96,963.76	52
CAREY JAMES T	94,541.37	106
KELLEY DAVID BATES	94,197.24	223
NESSSEL KERRY A	92,985.66	98
COOKE MICHAEL P	91,309.11	133
TYSON DAVID R	90,890.63	134
DILLON WELLS H	90,867.71	110
BAYLISS SHAWN D	89,329.51	83
WINDOM RODNEY C	87,768.59	75
BARKER SHARON K	87,620.67	80
STOBBS R RUSSELL	87,544.27	53
BARRY CHAD D LC	87,157.28	176
REBROOK EDWARD E III	86,516.42	88
HAWKINS JAMES E JR	86,258.64	183
PARTAIN GEORGE L	85,069.35	163
BLEDSOE CHRISTOPHER B	85,049.53	47
MOFFATT CHRISTOPHER G	84,463.75	58
FERGUSON LISA WEESE	84,147.85	115
COREY DANIEL S	83,460.34	76
BULLMAN & BULLMAN	83,446.90	81
WHITE KEITH	83,320.72	125
SIMMONS HUNTER D	82,835.98	256
GARRETT & GARRETT	82,704.39	64
CONWAY LAW OFFICE	80,699.77	245
NEISWONGER & WHITE	79,617.80	220
ORNDORFF DAVID L	78,770.86	76
POSTALWAIT KEVIN B	75,824.35	73
CARR LAW OFFICES PLLC	75,487.67	125
MAZZEI ROCCO E	74,794.34	54
PANCAKE F CODY III	74,543.31	112
RADMAN SCOTT S	73,917.22	123
AVIS WITTEN & WANDLING LC	73,176.43	191
BENFORD LEE F II	71,681.18	25
FITTRO JONATHAN	71,399.05	57
TROISI JOSEPH G	71,276.40	102
GUNNOE RICHARD M	71,128.53	107
KURELAC PATRICIA A	70,429.12	43

**WEST VIRGINIA PUBLIC DEFENDER SERVICES
 APPOINTED COUNSEL FEES & EXPENSES PAID
 FISCAL YEAR 2009**

DESCENDING ORDER BY TOTAL\$

Appointed Counsel and Service Providers Separate

PAYEE	VOUCHER TOTAL	# OF CLAIMS
COLVIN NICHOLAS FORREST	69,751.93	52
NOONE ROBERT T	69,741.62	39
REYNOLDS & ASSOCIATES PLLC	69,676.55	120
BRISCOE L SCOTT	69,324.14	67
PARMER LAW OFFICE	68,393.14	55
NOGAY CATHRYN A	68,377.58	24
WALL RANDALL D	68,048.52	179
HAMILTON CHARLES R	66,394.06	123
HINKLE BRYAN S	65,757.48	85
JONES GREGORY K	65,148.33	71
COLLINS & COURTRIGHT	63,834.60	102
KIRK THOMAS L	62,689.95	55
MANCINI STEVEN K	62,164.76	109
CISCO-STURGELL KATHRYN	61,970.59	52
HALL DWIGHT R	61,841.98	56
CHILDLAW SERVICES INC	61,816.28	77
OSHOWAY F JOHN	61,480.40	115
MORGAN DENNIE S JR	60,817.18	26
LONG ROBBY N LAW OFFICE OF LC	60,716.99	81
EVANS THOMAS HANNA III	59,560.40	79
MORGAN E LAVOYD JR	59,306.22	29
HOLLANDSWORTH RICHARD W	58,873.02	39
SCHEETZ CHRISTOPHER A	58,081.04	112
MIELKE WAYNE ROBERT	58,074.42	17
CARBONE & BLAYDES PLLC	57,237.66	140
SHERMAN LAWRENCE E JR LC	56,983.28	83
DARLING KEITH A	55,581.80	41
BAILESS TODD S	55,415.67	79
SHOUGH SCOTT A	54,651.48	74
HYER & LITTLEPAGE	54,569.06	48
FERRIS HOWARD M	53,581.71	102
FREEMAN & NIEZGODA PLLC	53,276.21	61
DALTON MARSHA	53,129.89	92
NAVY L VICTOR	52,750.44	58
BOTTNER KIRK H LAW OFFICE PLLC	52,395.16	65
COWDEN ALLISON ADYNEC	51,706.40	21
SHAY DANA R	51,202.88	46
BARNABEI DAVID A	50,631.59	63
BRAGG STEVEN M	50,569.73	73

**WEST VIRGINIA PUBLIC DEFENDER SERVICES
 APPOINTED COUNSEL FEES & EXPENSES PAID
 FISCAL YEAR 2009
 DESCENDING ORDER BY TOTAL\$
 Appointed Counsel and Service Providers Separate**

PAYEE	VOUCHER TOTAL	# OF CLAIMS
SMITH & SCANTLEBURY LC	50,233.46	83
BAILEY BRIAN W	49,774.59	50
HENRY JAMES R	49,483.32	28
RUNDLE & RUNDLE LC	49,411.89	72
GRINDO DANIEL R LAW OFFICE OF PLLC	49,312.38	37
SANDERS AUSTIN FLANIGAN & FLANIGAN	48,471.45	71
KARR THOMAS B	48,218.07	332
DRAKE THOMAS JASON	48,113.35	45
WHITEMAN FRANCES C	47,531.85	83
VANNOSTRAND & MORTON	46,134.23	58
SALMONS RONALD G ATTORNEY AT LAW PLLC	45,938.34	40
WARMAN CHERYL L	45,761.41	86
BREWER & GIGGENBACH PLLC	45,427.44	69
WHITE MAX H PLLC	45,289.44	134
CHASE JOHN K IV	45,116.83	41
FORD KENNETH J	44,891.50	27
POE THELMA E	44,716.74	56
HOLICKER RICHARD E	44,572.91	100
SPONAUGLE KEVIN C	44,034.65	37
FISHER CONSTANCE J	43,892.69	80
LEFLER & BOGGS PLLC	43,577.12	41
HAYDEN & HART PLLC	43,527.79	54
HUFFMAN WILLIAM O	43,119.96	62
MICHAEL GREGORY G	42,841.06	89
GREINER & CYRUS LC	42,158.09	52
WALLACE MICHAEL K	42,143.42	89
CURRY DENNIS H	42,099.90	21
ROLL W DAN	41,880.88	67
ROTH LEGAL SERVICES LC	41,744.05	61
RODGERS JEFFREY S	41,555.45	61
POWELL JAMES CORBLEY	41,387.90	40
CLAGETT & TIPTON PLLC	41,188.03	27
MCCOY JAMES A JR	40,313.48	35
REDMAN PAYNE & MULDOON PLLC	40,079.58	66
ORNDORFF & HATFIELD ATTY AT LAW	39,999.69	53
KARICKHOFF DAVID	39,928.63	89
CURNUTTE SCOTT A	39,793.25	70
BUCK DALE LAW OFFICE OF PLLC	39,777.81	30
STEPHENS GLORIA M	39,747.73	28

**WEST VIRGINIA PUBLIC DEFENDER SERVICES
 APPOINTED COUNSEL FEES & EXPENSES PAID
 FISCAL YEAR 2009
 DESCENDING ORDER BY TOTAL\$
 Appointed Counsel and Service Providers Separate**

PAYEE	VOUCHER TOTAL	# OF CLAIMS
JARRELL ROBERT STEPHEN	39,426.45	43
POWELL CAROLINE STAFFORD	39,143.87	40
ARNOLD CESARE BAILEY PLLC	39,102.77	43
CLIFFORD MICHAEL T	39,080.15	4
WILLIAMSON MAGANN & GURGANUS PLLC	38,722.18	45
DOUGLASS ERNEST M	38,594.89	87
HASSAN RONALD D	38,520.57	42
BRADLEY JAMES M JR	38,385.87	57
HATFIELD & HATFIELD PLLC	38,253.89	49
DUFFY KEVIN C	38,137.38	22
ROLLO LANCE E	38,106.90	39
CALLAGHAN & CALLAGHAN PLLC	37,984.04	45
SINKKANEN DREAMA D	37,600.74	75
DASCOLI CARL J JR	37,507.90	36
GREGORY BETTY SUE CLARK	37,466.22	77
CASTO & CASTO LC	37,424.25	29
BAILEY & GLASSER LLP	36,997.87	4
MONTORO HARRY P LAW OFFICE OF PLLC	36,943.86	52
PATTON ANDREW C	36,779.86	41
HANCOCK & SEARS	36,610.84	24
ADAMS JOSEPH FRANKLIN	36,590.55	76
WHITT MICHAEL R	35,777.34	25
SHAW & TATTERSON LC	35,537.71	61
WILCHER GEOFFREY S	35,489.22	33
TATE REBECCA L	34,889.63	12
ORTEZA AILYNN MAE	34,818.94	15
SKEEN KENNAD LEE II	34,629.54	25
REDDING ROBERT S	34,471.40	13
PENNINGTON WILLIAM L	33,991.03	63
CLYBURN BRENT A	33,621.72	42
STEWART JOYCE E	33,607.69	34
HARMON-SCHAMBERGER BARBARA A	33,494.96	34
THORNE STEVEN M	33,444.61	79
LACARIA PHILIP A	33,323.23	34
MYERS JESSICA E	33,265.78	31
SKLAVOUNAKIS GERASIMOS	33,159.52	13
WEBB DAVID HAMILTON	33,080.54	50
GUTMANN RICHARD M LC	32,672.33	41
LUTTRELL & PREZIOSO PLLC	32,517.47	24

**WEST VIRGINIA PUBLIC DEFENDER SERVICES
 APPOINTED COUNSEL FEES & EXPENSES PAID
 FISCAL YEAR 2009
 DESCENDING ORDER BY TOTAL\$
 Appointed Counsel and Service Providers Separate**

PAYEE	VOUCHER TOTAL	# OF CLAIMS
ARBUCKLE DOUGLAS H	32,468.60	30
MORGAN TONY	32,447.34	41
CONRAD & CONRAD	32,386.46	22
WALKER JAMES A	32,369.72	44
WEATHERHOLT JEFF ATTORNEY PLLC	32,277.51	22
LAISHLEY JOHN	32,221.43	25
MULLENS SHARON M	32,031.50	31
KERN FRANKLIN W LC	31,742.56	85
SULLIVAN JESSICA A	31,731.34	34
LASH FRANKLIN W	31,482.40	21
WEESE HEATHER M LAW OFFICE OF PLLC	31,337.82	52
GARNES DESIREE LYNNETTE	31,319.75	21
STEIN RONALD F JR	31,227.98	52
PRALL THOMAS J	31,222.56	84
BRUCE BARRY L & ASSOCIATES LC	30,825.94	2
BIDDLE JACQUELYN STOUT	30,681.53	17
KIRKPATRICK DAVID A	29,788.54	17
JOHNSTON HOLROYD & ASSOCIATES	29,632.19	48
PRENTICE TIMOTHY H	29,532.68	48
MARSTELLER DEREK W	29,440.43	14
TORRES GEORGE M	28,677.35	57
MUNOZ A JOSEPH	28,551.09	40
WILMOTH DAVID H LC	28,465.53	54
BARR JACK C	28,217.72	141
CARL KEATON & FRAZER PLLC	28,091.90	43
DEMPSTER BRIAN C	28,010.07	43
THORNTON CHRISTOPHER ALLEN	28,007.86	107
THOMPSON JOHN M JR	27,935.80	35
FARNSWORTH MICHAEL D JR	27,835.27	23
LANHAM JOHN S	27,710.06	36
SNYDER & HASSIG	27,362.04	19
STURM & STURM	27,334.14	59
MAIER ANDREW CARL	27,310.84	31
BLYLER HOWARD J	27,025.61	66
GERBER JAY W JR	27,015.46	55
HEWITT & SALVATORE PLLC	26,701.30	40
HARSH LAW OFFICES	26,671.23	20
CABANISS MARK	26,167.84	31
HAYNIE BELINDA A	25,878.85	27

**WEST VIRGINIA PUBLIC DEFENDER SERVICES
 APPOINTED COUNSEL FEES & EXPENSES PAID
 FISCAL YEAR 2009
 DESCENDING ORDER BY TOTAL\$
 Appointed Counsel and Service Providers Separate**

PAYEE	VOUCHER TOTAL	# OF CLAIMS
DETCHE PAUL S INC	25,814.63	83
FITZ STEPHEN S	25,702.59	38
MENDELSON ANDREW	25,637.84	19
ASHLEY ANITA HAROLD	25,577.64	127
GAUDIO ROBERT J	25,499.13	19
CHRIST KATRINA M LAW FIRM LC	25,238.74	75
CRAIG A COURTENAY	25,225.01	1
BURDETTE KRISTINE ADELE	24,849.16	52
ERHARD CRAIG P	24,821.52	53
FURNER DEAN A ATTORNEY AT LAW PLLC	24,804.11	53
KUPEC THOMAS W	24,397.66	18
LOVE JAY CARTER	24,371.00	2
WILDMAN ERIC KEITH	24,180.85	49
MICHELS GARY L II	24,168.83	32
CICCARELLO DEL GUIDICE & LAFON	23,589.75	39
DYER THOMAS G	23,558.98	22
PENNINGTON DEANNA L	23,432.27	37
ELLEM JOHN N	23,421.32	81
FRAGILE PAT C	23,354.49	17
TISSUE PHILIP J	23,286.79	21
EACHUS MICHAEL N	23,144.05	17
MCCAMIC SACCO PIZZUTI & MCCOID PLLC	23,039.40	25
WESTON RICHARD W	22,818.15	30
MICHAEL NELSON M LC	22,780.44	51
SELDEN LAW OFFICES LC	22,682.90	17
FUDA THOMAS L	22,676.85	18
WRIGHT LACY W JR	22,534.60	33
SAFFER MARTIN V	22,531.45	24
YEAGER JOHN R JR ESTATE OF	22,227.16	16
PYLES TURNER & MICK LLP	22,102.82	26
ROSENLIEB DUANE C JR	21,865.63	11
FERRO & OLEJASZ	21,782.07	13
SPONAUGLE & SPONAUGLE	21,520.00	36
SMITH MICHAEL CLAY	21,390.85	19
WEESE ROGER R	21,390.31	27
GEARY & GEARY LC	21,349.92	42
COOK & COOK	21,208.27	48
MCDERMOTT DANA P	21,012.25	2
MANYPENNY J PERRY	21,002.43	18

**WEST VIRGINIA PUBLIC DEFENDER SERVICES
 APPOINTED COUNSEL FEES & EXPENSES PAID
 FISCAL YEAR 2009
 DESCENDING ORDER BY TOTAL\$
 Appointed Counsel and Service Providers Separate**

PAYEE	VOUCHER TOTAL	# OF CLAIMS
HYRE LAW OFFICE PLLC	20,930.42	13
HAYES MORGAN B	20,543.26	24
MOLESSA HEATHER IRELAND	20,340.90	30
SANTER & SANTER	20,271.81	41
MCFARLAND JOSEPH W JR	20,217.44	39
RYMER & FURBEE	20,179.92	22
FORESTER WILLIAM T	20,095.26	71
KOSTOL KAREN B	20,067.88	28
JONES STEVEN A LC	20,062.58	8
NESTOR WILLIAM T	19,606.42	32
HIVELY HERBERT L II	19,535.82	48
POWELL & MAJESTRO PLLC	19,421.25	7
PRESTON & WEESE LC	19,300.68	19
CARROLL MARCI R	19,119.83	3
BARNETT KENNETH J PC	19,110.26	11
MILLS & WAGNER PLLC	19,006.66	6
DEVAL OLIVIA S HARRIS	18,992.45	21
CURNUTTE FRANCIS III	18,929.38	10
BAILEY & HOWARD PLLC	18,838.31	25
KRATOVIL & AMORE PLLC	18,805.74	44
TREADWAY JOHN H JR	18,603.48	34
POMEROY LAW OFFICE PLLC	18,406.28	21
PARKULO JOHN F	18,405.50	23
EBY MICHELLE WIDMER	18,391.73	22
ROOP & SMITH LAW OFFICE PLLC	18,369.00	10
COX KEITH A	18,343.88	26
HART DAVID W	18,307.09	31
ROHRIG RANDAL W	18,261.19	46
PHILLIPS P TODD	18,174.61	29
FAST THOMAS K	17,957.52	18
BYRNE HEDGES & LYONS	17,929.99	14
GRIFFITH TRAVIS ALLEN	17,769.84	41
TICHENOR TERRI L	17,640.38	29
PIERSON STEFANI A	17,625.66	13
KING WAYNE	17,602.50	10
HODGES & RIFFLE PLLC	17,540.62	39
TIPTON KEVIN T	17,478.50	32
GRUNAU DAVID M	17,189.32	13
GIANOLA BARNUM WIGAL & LONDON LC	17,175.53	6

**WEST VIRGINIA PUBLIC DEFENDER SERVICES
 APPOINTED COUNSEL FEES & EXPENSES PAID
 FISCAL YEAR 2009
 DESCENDING ORDER BY TOTAL\$
 Appointed Counsel and Service Providers Separate**

PAYEE	VOUCHER TOTAL	# OF CLAIMS
PRATT LENA D	17,047.50	21
BARRAT ROBERT E	16,998.23	57
BREECE SUSAN PLLC	16,923.62	5
ROSINSKY LAW OFFICE LC	16,806.67	10
BAILEY DENNIS R	16,734.52	20
CASSIDY MYERS COGAN & VOEGELIN LC	16,719.76	4
ESPOSITO MICHAEL A	16,573.56	33
CARROLL GALE E	16,572.84	9
SAVILLE ROYCE B	16,309.78	34
SOMMER LIBERATI MUSSER & HAWROT CO	16,187.74	3
HERNDON STEPHEN D	16,144.40	13
STEPHENS JENNIFER L	16,049.50	13
HILL DAVID L	15,971.23	18
LEROSE ANTHONY	15,848.75	24
GARREN LAW OFFICES LC	15,808.69	5
WOELFEL & WOELFEL LLP	15,723.56	8
DEMOSS DAVID B	15,532.77	34
SHAFFER & SHAFFER	15,367.00	15
CONAWAY & CONAWAY	15,292.04	22
SMITH LILLY & BALL PLLC	15,181.68	16
MUSGRAVE RAYMOND G	15,168.13	34
TAYLOR PAUL G	15,050.19	23
MORGAN EDWARD WARD	15,047.78	19
VITAL RICHARD L	15,037.32	21
VITAL ROBERT E LC	14,982.32	2
EURICE MICHAEL J	14,850.93	1
MCINTYRE-NICHOLSON RACHELLE D	14,836.03	19
OGLE CANDACE L	14,781.06	60
LUSK KYLE G	14,770.53	1
MOYE DAVID O	14,749.03	28
HILL JOHNSON KAREN L	14,702.95	36
ATKINS JAMES B	14,597.79	22
VAN ZANT SUSAN J LC	14,442.70	16
OOTEN GRAYDON C JR	14,435.15	19
BUCY WINIFRED L	14,305.50	10
FORBES WILLIAM J	14,234.64	17
KOHOUT EDWARD R	13,879.27	25
FIELDS DAN R	13,782.12	31
FILE PAYNE SCHERER & FILE	13,770.76	9

**WEST VIRGINIA PUBLIC DEFENDER SERVICES
 APPOINTED COUNSEL FEES & EXPENSES PAID
 FISCAL YEAR 2009
 DESCENDING ORDER BY TOTAL\$
 Appointed Counsel and Service Providers Separate**

PAYEE	VOUCHER TOTAL	# OF CLAIMS
RANDOLPH D KEITH LAW OFFICE PLLC	13,746.72	31
SAMMONS OLIVERO & PARASCHOS PLLC	13,741.56	14
LANE PAUL E	13,693.02	18
ROLLO EDMUND J	13,657.70	23
SMITH MARGARET D	13,612.26	12
BROOKS JOHN B	13,610.52	7
CILIBERTI LAW OFFICE PLLC	13,444.02	25
CLARKE D RANDALL	13,352.82	12
CONNER APRIL D	13,323.67	27
MORAN CATHERINE JANE	13,272.86	9
ATKINS LAW OFFICE LC	13,157.86	18
DALTON DEBRA L	13,089.19	32
PANEPINTO MARK D	12,912.40	14
GOSSETT RANDY D	12,803.50	9
PATTERSON CLAYTON W	12,789.83	4
RUMORA RONALD J	12,613.10	33
WEBER & WEBER	12,595.94	10
ALBERTY MICHAEL C	12,579.61	13
JOHNSON MICHELLE	12,481.70	26
PELLEGRIN MARK P	12,469.00	26
RADCLIFF PATRICK N	12,354.92	4
BLAIR GERALD E JR	12,326.30	20
WALTERS KRAUSKOPF & BAKER	12,321.49	14
PRICE LOUIE T	12,261.68	11
BRYAN JOHN H	12,019.87	8
HICKS NATHAN A PLLC	11,946.17	12
HAGER HARRY L	11,933.50	221
LEWIS AMANDA L	11,931.81	7
GIBSON MICHAEL F	11,792.90	34
ALBRIGHT JOSEPH P JR	11,718.09	29
MCCULLOUGH DAVID SHANE	11,695.45	17
SIRK TIMOTHY M	11,614.74	32
SPARACINO ANTHONY J JR	11,583.50	13
SIMMONS EUGENE M	11,567.32	17
MAUSER BERNARD R	11,389.31	34
BEAN & BEAN	11,369.50	19
BRECKINRIDGE DAVIS SPROLES & CHAPMAN PLLC	11,021.28	47
SUPPLE LAW OFFICES PLLC	10,962.86	46
TYREE EMBREE & ASSOCIATES PLLC	10,932.06	13

**WEST VIRGINIA PUBLIC DEFENDER SERVICES
 APPOINTED COUNSEL FEES & EXPENSES PAID
 FISCAL YEAR 2009
 DESCENDING ORDER BY TOTAL\$
 Appointed Counsel and Service Providers Separate**

PAYEE	VOUCHER TOTAL	# OF CLAIMS
RICHARDSON RICHARDSON & CAMPBELL	10,905.32	34
JUDY & JUDY	10,588.85	13
WHITE BRUCE M LAW OFFICE LC	10,542.79	22
THORN LAW OFFICES	10,508.30	4
DINSMORE & SHOHL LLP	10,452.53	3
PAYNE WILBERT A	10,444.58	28
LORD LAW FIRM PLLC	10,403.68	22
DRIVER CHARLES S III	10,377.17	23
BAILEY CHRISTINA M	10,375.33	13
WATERS WARNER & HARRIS PLLC	10,326.33	16
EVERETT MARK	10,248.47	14
SUTTON & JANELLE PLLC	10,195.59	5
HART KEITH W	10,192.00	27
BUSCH ZURBUCH & THOMPSON PLLC	10,124.27	9
LOUDERBACK ROBIN R	10,073.50	8
MCINTYRE RHONDA M	10,029.13	13
GIATRAS LAW FIRM PLLC	9,933.23	4
BURTON KILGORE & LAZENBY PLLC	9,851.88	1
KEENAN & ASSOCIATES LC	9,828.16	21
SAL NATALIE J	9,800.00	9
ZIMAROWSKI JAMES B ESQ	9,780.83	15
PRITT LAW OFFICE	9,666.26	12
RIBEL KATICA	9,625.19	48
POWELL JAMES M ESTATE OF	9,588.00	8
HARRIS CHRISTIAN R	9,560.36	24
SHARLEY MICHAEL J	9,511.00	14
BOWLES RICE MCDAVID GRAFF & LOVE	9,494.81	12
MOORE DAVID K	9,153.80	6
WALKER LELA	9,152.21	46
WITT RICHARD C	9,145.03	14
BEANE JOHN D	9,126.64	20
THOMPSON & WEATHERHOLT PLLC	9,114.22	6
KROGER THOMAS W	9,051.23	8
HOBBS MARK E	8,865.35	5
MURPHY S SEAN	8,864.91	7
SISCO EUGENE JR	8,729.98	12
MASON & MOORE	8,682.41	7
FITZWATER TRAVIS R	8,618.12	19
HARWOOD JASON D	8,545.60	4

**WEST VIRGINIA PUBLIC DEFENDER SERVICES
 APPOINTED COUNSEL FEES & EXPENSES PAID
 FISCAL YEAR 2009
 DESCENDING ORDER BY TOTAL\$
 Appointed Counsel and Service Providers Separate**

PAYEE	VOUCHER TOTAL	# OF CLAIMS
MARTINO GARY J	8,514.95	20
HOPKINS VIRGINIA JACKSON	8,510.51	5
METZ TAMARA J	8,483.23	8
SHUCK LE ANN A	8,469.89	26
KLATT W HOWARD	8,315.53	6
PRITT JEFFRY A	8,313.93	30
WOOTON LAW FIRM	8,221.91	18
RUNDLE JULIET WALKER	8,146.43	13
SIMMS MICHAEL	8,089.28	9
REED KIMBLE PLLC	8,029.56	11
BURTON DEANDRA	7,963.37	2
KIGER TIMOTHY R	7,957.98	14
HEDGES JONES WHITTIER & HEDGES	7,867.11	14
CALLEN CHRIS F	7,828.03	9
SCHARF WILLIAM H	7,787.71	1
PHILLIPS GARDILL KAISER & ALTMAYER	7,746.00	2
BOUCHILLON CROSSAN & COLBURN LC	7,631.50	6
FARBER MICHAEL C	7,607.36	9
HARMON SARAH W	7,573.82	19
MARTENEY MICHAEL PAUL	7,564.21	7
MORGAN THEODORE E	7,505.25	11
ROSE JOAN A	7,432.16	6
PAESANI & KEATON PLLC	7,257.60	4
LAMP PAT	7,145.37	16
BYRER F SAMUEL PLLC	7,121.49	10
GALL D CONRAD	7,048.69	20
WEST CHARLES STANFORD	7,020.50	6
ROKISKY JEFFREY J	7,015.10	10
HOLROYD FRED F III	6,948.16	15
DUNLAP ROBERT ESQ PLLC	6,796.64	12
DEAN WILLIAM P	6,769.63	11
DAVIS R STEPHEN	6,759.09	7
GARRETT LINDA NELSON PLLC	6,750.18	17
SMITH JAMES E II	6,729.00	11
GALFORD RANDALL W	6,546.58	18
BAILEY STULTZ OLDAKER & GREENE PLLC	6,546.22	9
FRIEND & ROZAS LLC	6,496.80	9
STAPLETON LAW OFFICES LC	6,463.00	2
KARR DAVID JR	6,376.66	10

**WEST VIRGINIA PUBLIC DEFENDER SERVICES
 APPOINTED COUNSEL FEES & EXPENSES PAID
 FISCAL YEAR 2009
 DESCENDING ORDER BY TOTAL\$
 Appointed Counsel and Service Providers Separate**

PAYEE	VOUCHER TOTAL	# OF CLAIMS
BIBB EDGAR E III	6,355.50	15
ESCUE LAW OFFICE CO	6,345.58	20
BOWERS JEFFREY S	6,284.41	7
HENRY REGINALD D	6,230.50	7
WORKMAN MARGARET	6,214.90	2
KAYSER LAYNE & CLARK PLLC	6,001.72	26
ANDERSON CHARLES E	5,845.00	13
RIST LAW OFFICES	5,690.66	9
WINTER KURT J	5,592.19	13
WHITE THOMAS E	5,570.10	7
WOLFINGBARGER BRENTTON W	5,479.69	10
BAILEY & WYANT PLLC	5,360.63	3
BROWN-BAILEY COLLEEN MICHELLE	5,132.21	6
COOKMAN DONALD P	5,059.97	12
SMITH CLINTON W	5,037.00	16
BODEN NEIL V	4,974.19	5
TRUMP & TRUMP LC	4,946.67	3
OURS JOHN G	4,933.56	2
HALL KAREN L	4,908.02	40
KAUFMAN & BOWEN PLLC	4,893.79	5
POOL DELBY B	4,858.83	3
RODRIGUEZ VANESSA LYNN	4,816.00	10
CLARK JACKIE E II	4,814.99	6
WOLFE DORWIN J LC INC	4,802.50	8
REES JAMES B	4,667.47	6
GARDNER LAW OFFICES PLLC	4,664.92	37
HARVEY & JANUTOLO	4,645.00	3
THOMPSON LOUDOUN L	4,563.14	16
STOLLINGS HARLEY E	4,532.05	8
RICHARDSON & DAVIS	4,531.31	8
RUTH RYAN MICHAEL	4,526.95	3
REEDER & DUNHAM PLLC	4,478.24	15
TAYLOR SHAWN PLLC	4,440.42	6
WEST & JONES	4,433.87	13
MIZE LAW FIRM PLLC	4,403.75	10
CLAY PAUL O JR	4,331.17	6
MARTIN RACHEL A	4,326.59	11
LAZENBY K BRUCE	4,317.91	14
SIEGRIST & WHITE PLLC	4,310.59	1

**WEST VIRGINIA PUBLIC DEFENDER SERVICES
 APPOINTED COUNSEL FEES & EXPENSES PAID
 FISCAL YEAR 2009
 DESCENDING ORDER BY TOTAL\$
 Appointed Counsel and Service Providers Separate**

PAYEE	VOUCHER TOTAL	# OF CLAIMS
JUBA-PLUMLEY ROSALEE	4,251.67	3
KRIVONYAK JOHN C	4,240.52	2
KELLEY DENNIS E	4,194.21	9
STONE ROBERT C JR	4,192.47	1
HAMILTON BURGESS YOUNG & POLLARD PLLC	4,081.92	10
SMITH MCMUNN & GLOVER PLLC	4,055.66	5
HEISHMAN JAMES O	4,011.52	6
FROBLE MICHAEL E	3,964.75	6
REEP CORNELIA	3,942.99	2
BALGO & KAMINSKI LC	3,937.58	5
TRIPLETT & TRIPLETT LC	3,928.48	2
WILSON CHRISTOPHER M LAW OFFICE PLLC	3,898.52	4
OHIO VALLEY LAW CENTER PLLC	3,856.95	15
EKENASI GEOFFREY I	3,836.00	4
HARTLEY & OBRIEN PLLC	3,825.01	1
CAGLE JAMES M	3,794.43	1
KATZ WORKING FAMILIES LAW FIRM LC	3,769.75	8
ATHEY JOHN D	3,739.97	4
TUCKER GREGORY A	3,677.74	16
ALBERTSON HAROLD S	3,624.60	1
WILLIS & CHATTIN	3,619.25	6
HILL PATRICIA TOLLE	3,608.04	2
HUDDLESTON BOLEN LLP	3,590.31	1
BOOMER JAMES FRANKLIN	3,531.60	2
WALLACE LAW OFFICES LC INC	3,451.60	3
HARRIS & HOLMES LAW OFFICE PLLC	3,445.59	4
BEVERIDGE BRENT E	3,375.99	14
THOMAS SHANNON R	3,356.72	4
HALLINAN JACQUELINE A	3,351.66	11
DAVIS CHRISTOPHER A	3,336.41	1
EILAND & BENNETT	3,261.31	4
BAGBY STEVE	3,250.90	1
OFFUTT NORD PLLC	3,243.71	1
HATFIELD MCGINNIS E	3,204.00	2
MIRHOSEINI DAVID C	3,186.00	3
FRANK ROBERT J LAW FIRM OF & ASSOCIATES LLC	3,131.00	2
HELMAN TIMOTHY D	3,102.15	7
HARBOUR PAULA L PLLC	3,097.54	3
WHITE ANGELA M	3,096.36	7

**WEST VIRGINIA PUBLIC DEFENDER SERVICES
 APPOINTED COUNSEL FEES & EXPENSES PAID
 FISCAL YEAR 2009
 DESCENDING ORDER BY TOTAL\$
 Appointed Counsel and Service Providers Separate**

PAYEE	VOUCHER TOTAL	# OF CLAIMS
LORD JASON S	3,014.10	3
GREER ROBERT L	2,920.52	2
BALDWIN SHANNON L	2,910.39	2
BIGELOW BRIAN ELLIOTT	2,898.25	10
SCHILLACE GREGORY H	2,867.09	4
PERRY DAVID D	2,806.06	2
CURRY & SWISHER PLLC	2,806.00	3
FOLWELL NORMAN L	2,772.00	23
HAMILTON NEAL J	2,763.37	9
VIEWEG GEORGE B III	2,730.60	4
DOWNING MARVIN L	2,720.15	1
NEW STEPHEN P LC	2,690.16	6
STANTON GEORGE P III	2,551.80	2
BUTLER JOHN M	2,523.50	2
REESE PAUL K	2,488.04	3
HOOSIER LAW FIRM PLLC	2,479.00	1
CZARNIK R THOMAS	2,352.52	2
SHOCKLEY JAMES B	2,330.11	3
LEWIS HIRAM C IV	2,310.00	3
PRESERVATI LAW OFFICES PLLC	2,245.87	1
WILEY STEVEN B	2,245.19	13
GENTILOZZI BECK & FLANIGAN PLLC	2,039.85	2
DOOLEY KATHERINE L	2,025.19	3
LYALL JERRY M	2,015.40	6
MOORE ANNE E	1,963.00	1
FOOSE CHARLENE M	1,954.77	3
SMITH COURTLANDT	1,952.83	7
ELING SHERRY S	1,933.71	5
CAMPBELL ROBERT D	1,931.10	2
HUNT & LEES LC	1,924.19	9
ROSS THOMAS R II	1,891.14	10
FORMAN & HUBER LC	1,886.06	11
JACKSON KELLY PLLC	1,751.03	2
STACY MELISSA K	1,725.83	3
SOLOMON ALEXANDRIA A	1,725.54	3
ELSWICK SCOTT E LAW OFFICE OF LC	1,708.06	5
LOSCH & MCCOURT PLLC	1,706.00	1
HOOVER RANDY D	1,685.51	5
RICH JAMES B III	1,679.56	3

**WEST VIRGINIA PUBLIC DEFENDER SERVICES
 APPOINTED COUNSEL FEES & EXPENSES PAID
 FISCAL YEAR 2009
 DESCENDING ORDER BY TOTAL\$
 Appointed Counsel and Service Providers Separate**

PAYEE	VOUCHER TOTAL	# OF CLAIMS
MOOREHEAD CHRISTOPHER S	1,549.66	5
PEYTON HARVEY D	1,535.99	2
MCLAUGHLIN & CARPENTER PLLC	1,481.73	6
LOCKWOOD & LOCKWOOD	1,471.64	4
MOYE LISA M	1,446.50	2
KERNS TIMOTHY J	1,433.00	2
HOLTZAPFEL LAW OFFICES PLLC	1,425.37	1
DORSEY L RICHARD II	1,409.70	5
PRITT & PRITT PLLC	1,228.00	1
PATTERSON THOMAS K	1,193.50	6
CRISWELL & FRENCH PLLC	1,180.00	1
FAERBER KRISTOPHER	1,103.00	2
HUNTER J BURTON III	1,083.00	1
SELLARO AMBER URTSO	1,079.00	2
GARLOW RICHELLE KEENER	1,054.45	1
CURRY AMOS & ASSOCIATES LC	1,033.50	1
YOUNGER C CHRISTOPHER	1,032.50	2
SPURLOCK JAMES E	1,025.23	2
LOOMIS CYNTHIA J	947.50	2
COTTRELL PATRICK L	900.46	5
MURPHY GLEN A	895.62	5
GRISHKEVICH LAW OFFICE	870.00	2
FERGUSON CHARLES WALKER IV	847.00	1
COSNER GAYNOR L III	839.70	3
GIGGENBACH MELISSA J	810.81	1
VANMETER LERA K	736.14	1
LE QUAN S	641.99	1
HAZARD SPRAGUE W LAW OFFICE OF LC	637.26	3
MCDANIEL DON S	628.00	3
MORRIS GARY W II	595.00	1
ANDERSON PATRICK B	561.66	2
WHITE THOMAS W THE LAW OFFICE OF PLLC	549.35	3
FRANKOVITCH ANETAKIS COLANTONIO & SIMON	538.61	1
CIPRIANI LAW OFFICES LC	512.06	1
CAUDILL SCOTT	501.64	1
CASEY JAMES M	483.50	1
KEESEEE RYAN HAMILTON	455.11	1
LAWSON PATRICIA J	424.00	2
RONCAGLIONE CARL J JR	414.74	3

**WEST VIRGINIA PUBLIC DEFENDER SERVICES
 APPOINTED COUNSEL FEES & EXPENSES PAID
 FISCAL YEAR 2009
 DESCENDING ORDER BY TOTAL\$
 Appointed Counsel and Service Providers Separate**

PAYEE	VOUCHER TOTAL	# OF CLAIMS
MCGUADE RUTH A	394.37	1
MANI ELLIS & LAYNE PLLC	381.34	2
TREMBLE TANYA PARTEE	370.16	1
LOCKWOOD & VITAL	345.91	1
MILEY TIMOTHY R	337.08	1
KEATON CHRISTOPHER K	317.00	1
ROMANO MICHAEL J ATTY AT LAW	316.42	1
PALMER & TITUS	302.50	1
ROBINSON & MCELWEE	283.63	1
BRYAN CARSON N	283.20	1
CASEY SYLVIA G	270.50	1
FARMER CLINE & CAMPBELL PLLC	265.50	1
YACKEL RAYMOND H	258.00	1
ZERBE CARTER	227.95	2
WRIGHT DAYA MASADA	207.50	1
HENDRICKS PETER A	195.20	1
SMITH GREG K	184.10	1
JACKSON LORI BETLER	167.49	2
FORD LAW FIRM	136.00	2
HOLDERBY TERRANCE J	131.50	1
PROSERVICIO INC	122.50	1
POLAND ERNEST L JR	105.00	1
COODE JAMES M	79.18	1
MITCHELL JOHN R LC	75.00	1
CAMPBELL MILLER ZIMMERMAN PC	63.50	1
BISCHOFF DONALD K	44.50	1

SERVICE PROVIDERS		
TRI-S INVESTIGATIONS INC	160,863.43	414
MOUNTS MICHAEL E	63,184.50	54
VAUGHAN BRADFORD A	53,508.80	94
WOODS FRED B	48,348.81	47
DEAK DAVID S	28,979.72	63
COOK INVESTIGATION SERVICE INC	28,977.14	20
FORENSIC PSYCHOLOGY CENTER INC	25,036.25	13
RICHARDSON DON R ASSOCIATES INC	24,049.60	3
PRIMARY PSYCHOLOGICAL CARE PLLC	20,158.55	13
THE ADVOCACY GROUP - TAG	19,514.60	9
WEST VIRGINIA UNIVERSITY MEDICAL	19,232.20	13

**WEST VIRGINIA PUBLIC DEFENDER SERVICES
 APPOINTED COUNSEL FEES & EXPENSES PAID
 FISCAL YEAR 2009
 DESCENDING ORDER BY TOTAL\$
 Appointed Counsel and Service Providers Separate**

PAYEE	VOUCHER TOTAL	# OF CLAIMS
BRAMBLE CHARLES E III	18,679.30	2
KRADEL PAUL F	17,150.00	6
FORENSIC & CLINICAL PSYCHOLOGY ASSOCIATES PA	12,988.39	1
GENETIC TECHNOLOGIES INC	12,819.95	1
BERNSTEIN LAWSON F MD PC	12,594.88	2
KENNEDY CHANIN L	11,070.00	4
PETERS LARRY A INC	9,180.74	12
STEWART ROBERT D	8,675.99	35
COOPER GARY L	8,076.79	6
CRABTREE MICHAEL	7,100.00	2
COMMONWEALTH MEDICAL LEGAL SERVICES	6,621.56	1
IVAUN BARBARA A	6,224.20	2
MILLER KENNETH L	6,107.23	16
WYATT WILLIAM J	6,051.17	3
HENDERSHOT DEBRA A	5,932.34	18
LAPINA & ASSOCIATES LLC	5,637.50	1
CYRIL H WECHT & PATHOLOGY ASSOCIATES INC	5,539.67	2
WOLFE GARY J	5,480.37	8
GLANDEN NATHAN	5,265.34	10
CLAYMAN & ASSOCIATES PLLC	5,226.25	2
MOUNTAIN STATE PSYCHOLOGICAL SERVICES PLLC	5,100.00	4
KRIEG FRED JAY PHD & ASSOCIATES PLLC	5,050.00	4
PHILADELPHIA MEDICAL ADVISORS INC	4,925.00	3
SLAVENSKY DAVID INVESTIGATIONS	4,919.04	3
TORSNEY JACK R JR	4,800.00	5
NOCIVELLI ROBERT A	4,764.95	1
SAAR TIMOTHY	4,573.75	2
LABORATORY CORP OF AMERICA HOLDINGS	4,500.00	1
KHAN ASAD H	4,475.00	5
MCMILLIAN MARK ATTORNEY AT LAW LC	4,304.92	1
CLAY ROBERT L	4,231.62	3
ELITSUR YORAM	4,200.00	1
ERGOTEK INC	4,137.50	2
HAMNER PSYCHOLOGICAL SERVICES	3,940.00	4
FISHMAN ERIC P PHD	3,900.00	1
PSYCH SERVICES OF ROANE CO INC	3,535.20	3
YONOVITZ & JOE LLP	3,470.41	1
PSYCHOLOGICAL HEALTH ASSOCIATES LTD	3,320.84	1
HANSEN TRAYCE L PH D	3,195.52	1

**WEST VIRGINIA PUBLIC DEFENDER SERVICES
 APPOINTED COUNSEL FEES & EXPENSES PAID
 FISCAL YEAR 2009
 DESCENDING ORDER BY TOTAL\$
 Appointed Counsel and Service Providers Separate**

PAYEE	VOUCHER TOTAL	# OF CLAIMS
LAW-SCIENCE TECHNOLOGIES INC	3,189.24	1
FOUTTY INVESTIGATION AGENCY INC	3,090.90	1
BAKER EDWARD D	3,050.06	2
HELTON INVESTIGATIONS INC	3,025.40	3
THE MACKENZIE GROUP LTD	2,999.49	1
BRAMS JOLIE S PHD & ASSOCIATES INC	2,812.50	1
PSYCHOLOGICAL CONSULTING INC	2,812.50	3
FINBERG LAURENCE	2,800.00	1
SHAPIRO RAYMOND M	2,550.00	4
FERDA BRIAN T	2,548.06	4
BECKETT HERMAN H	2,512.40	6
PEARSE RONALD D ED D	2,503.76	6
CAPITOL CITY INVESTIGATIONS INC	2,260.90	4
LENFEST CO ELKINS FAMILY COUNSELING CTR	2,250.00	2
KEMP RICHARD H	2,192.94	1
FREMOUW WILLIAM J	2,125.00	2
WHITE ROBERT S	2,125.00	1
GIETZEN GENE N	2,038.09	1
PRICE DWAYNE	2,002.60	2
REDMOND LARRY WAYNE	1,976.20	4
HARDING J MICHAEL	1,971.78	1
TRAINOR GREGORY E	1,951.43	1
EASTERN PSYCHOLOGICAL SERVICES INC	1,915.00	3
SLAYDEN CATHERINE A	1,859.55	5
INVESTIGATION DIVISION INC	1,704.42	3
BEK TEK LLC	1,690.60	1
CROSSFIRE INVESTIGATION & SECURITY LLC	1,636.70	2
GAUJOT-TURNER CLAUDETTE M	1,586.70	3
VESEL FRANK J	1,524.60	3
RIGSBY MICHAEL E	1,508.30	1
COFFINDAFFER LARRY K	1,502.35	1
CAL III ENTERPRISES LLC	1,500.00	1
SHENANDOAH VALLEY MEDICAL SYS INC	1,500.00	2
ZIEGLER LARRY F	1,500.00	1
MACDONALD ROBERT J AGENCY INC	1,462.50	3
OHIO VALLEY MEDICAL CENTER	1,351.79	1
WAGAMAN G LANE	1,350.00	1
JONES INVESTIGATIONS	1,296.53	1
CROWDER JAMES L	1,293.08	1

**WEST VIRGINIA PUBLIC DEFENDER SERVICES
 APPOINTED COUNSEL FEES & EXPENSES PAID
 FISCAL YEAR 2009
 DESCENDING ORDER BY TOTAL\$
 Appointed Counsel and Service Providers Separate**

PAYEE	VOUCHER TOTAL	# OF CLAIMS
WESTERN STATE HOSPITAL	1,159.37	1
HALL LAURA ANNE	1,158.65	3
BROWN DARREN	1,116.97	2
VANORSDALE JOHN D JR	1,080.00	1
COOPER WILLIAM L	1,071.38	1
FAMILY COUNSELING CONNECTION INC	1,030.00	3
HUCKABEE DEREK C	1,022.50	1
FROST JAMES L MD	1,000.00	1
ROSENBERG LAWRENCE	1,000.00	1
B & B BONDING & INVESTIGATIONS INC	962.50	1
HARRIS REBECCA R	931.70	1
HERRON-RICE TRACY P	928.56	2
MARSHALL MICHAEL J	900.00	2
YOST TINA MARIE	900.00	1
PAINTER & ASSOCIATES LLC	899.93	2
FORD PATRICIA M	844.63	1
OWENS ANNE R	748.00	1
GOODWILL INDUSTRIES KYOWVA INC	650.00	1
WALLACE KENNETH L	648.00	1
KEY TRANSCRIPTS INC	646.80	1
GREENE JUDITH A	635.25	1
LEVIN MARTIN	600.00	1
PROCESS STRATEGIES	600.00	1
RAO KALAPALA SESHAGIRI	600.00	1
RODIN HAROLD F	550.00	1
VANHORN & VANHORN INC	510.67	1
HOME BASE INC	500.00	1
COOK MARY K	481.25	1
BLAKE KENNETH W	475.00	1
FORENSIC PSYCHIATRY PLLC	450.00	1
LUNSFORD WILLIAM G	450.00	1
EXECUTIVE PROTECTIVE SERVICE CORP	420.00	1
RATLIFF DOUGLAS M	418.03	1
BUZZO BILL J JR	374.76	1
MENEZ EUGENIO A	323.50	1
ARMISTEAD GINNY L	319.55	1
BOYD MARY S MD	312.50	1
SIGLEY TERRY LAURITA	300.00	1
SOLUTIONS OUTPATIENT SERVICES INC	300.00	1

**WEST VIRGINIA PUBLIC DEFENDER SERVICES
APPOINTED COUNSEL FEES & EXPENSES PAID
FISCAL YEAR 2009
DESCENDING ORDER BY TOTAL\$
Appointed Counsel and Service Providers Separate**

PAYEE	VOUCHER TOTAL	# OF CLAIMS
HALL JEANNE S	269.50	1
FEDERAL INVESTIGATIVE ASSOCIATES LLC	260.00	1
BOOKER PATRICIA H	255.34	1
LANDES SUSAN M	238.70	1
MILLS & WAGNER PLLC	220.60	2
KOCHER HOLLY A	211.75	1
PITROLO JOSEPH E	204.40	1
UNITED SUMMIT CENTER INC	200.00	1
BLOSSER JULIE A	198.50	1
NATL MEDICAL SERVICES INC	192.00	1

**WEST VIRGINIA PUBLIC DEFENDER SERVICES
 APPOINTED COUNSEL FEES & EXPENSES PAID
 FISCAL YEAR 2009
 ALPHABETICAL ORDER**

PAYEE	VOUCHER TOTAL	# OF CLAIMS
A		
ADAMS JOSEPH FRANKLIN	36,590.55	76
ALBERTSON HAROLD S	3,624.60	1
ALBERTY MICHAEL C	12,579.61	13
ALBRIGHT JOSEPH P JR	11,718.09	29
ANDERSON CHARLES E	5,845.00	13
ANDERSON PATRICK B	561.66	2
ARBUCKLE DOUGLAS H	32,468.60	30
ARMISTEAD GINNY L	319.55	1
ARNOLD CESARE BAILEY PLLC	39,102.77	43
ASHLEY ANITA HAROLD	25,577.64	127
ATHEY JOHN D	3,739.97	4
ATKINS JAMES B	14,597.79	22
ATKINS LAW OFFICE LC	13,157.86	18
AVIS WITTEN & WANDLING LC	73,176.43	191
B		
B & B BONDING & INVESTIGATIONS INC	962.50	1
BAGBY STEVE	3,250.90	1
BAILESS TODD S	55,415.67	79
BAILEY & GLASSER LLP	36,997.87	4
BAILEY & HOWARD PLLC	18,838.31	25
BAILEY & WYANT PLLC	5,360.63	3
BAILEY BRIAN W	49,774.59	50
BAILEY CHRISTINA M	10,375.33	13
BAILEY DENNIS R	16,734.52	20
BAILEY REGGIE R	250,766.95	295
BAILEY STULTZ OLDAKER & GREENE PLLC	6,546.22	9
BAKER EDWARD D	3,050.06	2
BALDWIN SHANNON L	2,910.39	2
BALGO & KAMINSKI LC	3,937.58	5
BALLARD KENNETH D	118,045.50	82
BARKER SHARON K	87,620.67	80
BARNABEI DAVID A	50,631.59	63
BARNETT KENNETH J PC	19,110.26	11
BARR JACK C	28,217.72	141
BARRAT ROBERT E	16,998.23	57
BARRY CHAD D LC	87,157.28	176
BAYLISS SHAWN D	89,329.51	83

**WEST VIRGINIA PUBLIC DEFENDER SERVICES
 APPOINTED COUNSEL FEES & EXPENSES PAID
 FISCAL YEAR 2009
 ALPHABETICAL ORDER**

PAYEE	VOUCHER TOTAL	# OF CLAIMS
B CONTINUED		
BEAN & BEAN	11,369.50	19
BEANE JOHN D	9,126.64	20
BECKETT HERMAN H	2,512.40	6
BEK TEK LLC	1,690.60	1
BELLOMY & TURNER LC	149,744.21	245
BENFORD LEE F II	71,681.18	25
BERNSTEIN LAWSON F MD PC	12,594.88	2
BEVERIDGE BRENT E	3,375.99	14
BIBB EDGAR E III	6,355.50	15
BIDDLE JACQUELYN STOUT	30,681.53	17
BIGELOW BRIAN ELLIOTT	2,898.25	10
BISCHOFF DONALD K	44.50	1
BLAIR GERALD E JR	12,326.30	20
BLAKE KENNETH W	475.00	1
BLEDSON CHRISTOPHER B	85,049.53	47
BLOSSER JULIE A	198.50	1
BLYLER HOWARD J	27,025.61	66
BODEN NEIL V	4,974.19	5
BONINSEGNA SANTE JR	106,174.49	103
BOOKER PATRICIA H	255.34	1
BOOMER JAMES FRANKLIN	3,531.60	2
BOTTNER KIRK H LAW OFFICE PLLC	52,395.16	65
BOUCHILLON CROSSAN & COLBURN LC	7,631.50	6
BOWERS JEFFREY S	6,284.41	7
BOWLES RICE MCDAVID GRAFF & LOVE	9,494.81	12
BOYD MARY S MD	312.50	1
BRADLEY JAMES M JR	38,385.87	57
BRAGG STEVEN M	50,569.73	73
BRAMBLE CHARLES E III	18,679.30	2
BRAMS JOLIE S PHD & ASSOCIATES INC	2,812.50	1
BRECKINRIDGE DAVIS SPROLES & CHAPMAN PLLC	11,021.28	47
BREECE SUSAN PLLC	16,923.62	5
BREWER & GIGGENBACH PLLC	45,427.44	69
BRISCOE L SCOTT	69,324.14	67
BROOKS JOHN B	13,610.52	7
BROWN DARREN	1,116.97	2
BROWN-BAILEY COLLEEN MICHELLE	5,132.21	6
BRUCE BARRY L & ASSOCIATES LC	30,825.94	2

**WEST VIRGINIA PUBLIC DEFENDER SERVICES
 APPOINTED COUNSEL FEES & EXPENSES PAID
 FISCAL YEAR 2009
 ALPHABETICAL ORDER**

PAYEE	VOUCHER TOTAL	# OF CLAIMS
B CONTINUED		
BRYAN CARSON N	283.20	1
BRYAN JOHN H	12,019.87	8
BRYANT CARL P	132,329.35	207
BUCK DALE LAW OFFICE OF PLLC	39,777.81	30
BUCY WINIFRED L	14,305.50	10
BULLMAN & BULLMAN	83,446.90	81
BURDETTE KRISTINE ADELE	24,849.16	52
BURTON DEANDRA	7,963.37	2
BURTON KILGORE & LAZENBY PLLC	9,851.88	1
BUSCH ZURBUCH & THOMPSON PLLC	10,124.27	9
BUTLER JOHN M	2,523.50	2
BUZZO BILL J JR	374.76	1
BYRER F SAMUEL PLLC	7,121.49	10
BYRNE HEDGES & LYONS	17,929.99	14
C		
CABANISS MARK	26,167.84	31
CAGLE JAMES M	3,794.43	1
CAL III ENTERPRISES LLC	1,500.00	1
CALLAGHAN & CALLAGHAN PLLC	37,984.04	45
CALLEN CHRIS F	7,828.03	9
CAMPBELL MILLER ZIMMERMAN PC	63.50	1
CAMPBELL ROBERT D	1,931.10	2
CAPITOL CITY INVESTIGATIONS INC	2,260.90	4
CARBONE & BLAYDES PLLC	57,237.66	140
CAREY JAMES T	94,541.37	106
CARL KEATON & FRAZER PLLC	28,091.90	43
CARR LAW OFFICES PLLC	75,487.67	125
CARROLL GALE E	16,572.84	9
CARROLL MARCI R	19,119.83	3
CASEY JAMES M	483.50	1
CASEY SYLVIA G	270.50	1
CASSIDY MYERS COGAN & VOEGELIN LC	16,719.76	4
CASTEEL & POLING PLLC	252,819.81	191
CASTO & CASTO LC	37,424.25	29
CAUDILL SCOTT	501.64	1
CHASE JOHN K IV	45,116.83	41

**WEST VIRGINIA PUBLIC DEFENDER SERVICES
 APPOINTED COUNSEL FEES & EXPENSES PAID
 FISCAL YEAR 2009
 ALPHABETICAL ORDER**

PAYEE	VOUCHER TOTAL	# OF CLAIMS
C CONTINUED		
CHILDLAW SERVICES INC	61,816.28	77
CHRIST KATRINA M LAW FIRM LC	25,238.74	75
CICCARELLO DEL GUIDICE & LAFON	23,589.75	39
CILIBERTI LAW OFFICE PLLC	13,444.02	25
CIPRIANI LAW OFFICES LC	512.06	1
CISCO-STURGELL KATHRYN	61,970.59	52
CLAGETT & TIPTON PLLC	41,188.03	27
CLARK JACKIE E II	4,814.99	6
CLARKE D RANDALL	13,352.82	12
CLAY PAUL O JR	4,331.17	6
CLAY ROBERT L	4,231.62	3
CLAYMAN & ASSOCIATES PLLC	5,226.25	2
CLIFFORD MICHAEL T	39,080.15	4
CLYBURN BRENT A	33,621.72	42
COFFINDAFFER LARRY K	1,502.35	1
COLLINS & COURTRIGHT	63,834.60	102
COLVIN NICHOLAS FORREST	69,751.93	52
COMMONWEALTH MEDICAL LEGAL SERVICES	6,621.56	1
CONAWAY & CONAWAY	15,292.04	22
CONNER APRIL D	13,323.67	27
CONRAD & CONRAD	32,386.46	22
CONWAY LAW OFFICE	80,699.77	245
COODE JAMES M	79.18	1
COOK & COOK	21,208.27	48
COOK INVESTIGATION SERVICE INC	28,977.14	20
COOK MARY K	481.25	1
COOKE MICHAEL P	91,309.11	133
COOKMAN DONALD P	5,059.97	12
COOPER GARY L	8,076.79	6
COOPER WILLIAM L	1,071.38	1
COREY DANIEL S	83,460.34	76
COSNER GAYNOR L III	839.70	3
COTTRELL PATRICK L	900.46	5
COWDEN ALLISON ADYNEC	51,706.40	21
COX KEITH A	18,343.88	26
CRABTREE MICHAEL	7,100.00	2
CRAIG A COURTENAY	25,225.01	1
CRISWELL & FRENCH PLLC	1,180.00	1

**WEST VIRGINIA PUBLIC DEFENDER SERVICES
 APPOINTED COUNSEL FEES & EXPENSES PAID
 FISCAL YEAR 2009
 ALPHABETICAL ORDER**

PAYEE	VOUCHER TOTAL	# OF CLAIMS
C CONTINUED		
CROSSFIRE INVESTIGATION & SECURITY LLC	1,636.70	2
CROWDER JAMES L	1,293.08	1
CURNUTTE FRANCIS III	18,929.38	10
CURNUTTE SCOTT A	39,793.25	70
CURRY & SWISHER PLLC	2,806.00	3
CURRY AMOS & ASSOCIATES LC	1,033.50	1
CURRY DENNIS H	42,099.90	21
CYRIL H WECHT & PATHOLOGY ASSOCIATES INC	5,539.67	2
CZARNIK R THOMAS	2,352.52	2
D		
DALBY NANCY A ATTY AT LAW PLLC	155,226.21	70
DALTON DEBRA L	13,089.19	32
DALTON MARSHA	53,129.89	92
DARLING KEITH A	55,581.80	41
DASCOLI CARL J JR	37,507.90	36
DAVIS CHRISTOPHER A	3,336.41	1
DAVIS R STEPHEN	6,759.09	7
DEAK DAVID S	28,979.72	63
DEAN WILLIAM P	6,769.63	11
DEMOSS DAVID B	15,532.77	34
DEMPSTER BRIAN C	28,010.07	43
DETCHE PAUL S INC	25,814.63	83
DEVAL OLIVIA S HARRIS	18,992.45	21
DILLON WELLS H	90,867.71	110
DINSMORE & SHOHL LLP	10,452.53	3
DOOLEY KATHERINE L	2,025.19	3
DORSEY L RICHARD II	1,409.70	5
DOUGLASS ERNEST M	38,594.89	87
DOWNING MARVIN L	2,720.15	1
DRAKE THOMAS JASON	48,113.35	45
DRIVER CHARLES S III	10,377.17	23
DUFFY KEVIN C	38,137.38	22
DUNLAP ROBERT ESQ PLLC	6,796.64	12
DYER THOMAS G	23,558.98	22

**WEST VIRGINIA PUBLIC DEFENDER SERVICES
 APPOINTED COUNSEL FEES & EXPENSES PAID
 FISCAL YEAR 2009
 ALPHABETICAL ORDER**

PAYEE	VOUCHER TOTAL	# OF CLAIMS
E		
EACHUS MICHAEL N	23,144.05	17
EASTERN PSYCHOLOGICAL SERVICES INC	1,915.00	3
EBY MICHELLE WIDMER	18,391.73	22
EILAND & BENNETT	3,261.31	4
EKENASI GEOFFREY I	3,836.00	4
ELING SHERRY S	1,933.71	5
ELITSUR YORAM	4,200.00	1
ELLEM JOHN N	23,421.32	81
ELSWICK SCOTT E LAW OFFICE OF LC	1,708.06	5
ERGOTEK INC	4,137.50	2
ERHARD CRAIG P	24,821.52	53
ESCUE LAW OFFICE CO	6,345.58	20
ESPOSITO MICHAEL A	16,573.56	33
EURICE MICHAEL J	14,850.93	1
EVANS THOMAS HANNA III	59,560.40	79
EVERETT MARK	10,248.47	14
EXECUTIVE PROTECTIVE SERVICE CORP	420.00	1
F		
FAERBER KRISTOPHER	1,103.00	2
FAMILY COUNSELING CONNECTION INC	1,030.00	3
FARBER MICHAEL C	7,607.36	9
FARMER CLINE & CAMPBELL PLLC	265.50	1
FARNSWORTH MICHAEL D JR	27,835.27	23
FAST THOMAS K	17,957.52	18
FEDERAL INVESTIGATIVE ASSOCIATES LLC	260.00	1
FERDA BRIAN T	2,548.06	4
FERGUSON CHARLES WALKER IV	847.00	1
FERGUSON LISA WEESE	84,147.85	115
FERRIS HOWARD M	53,581.71	102
FERRO & OLEJASZ	21,782.07	13
FIELDS DAN R	13,782.12	31
FILE PAYNE SCHERER & FILE	13,770.76	9
FINBERG LAURENCE	2,800.00	1
FISHER CONSTANCE J	43,892.69	80
FISHMAN ERIC P PHD	3,900.00	1
FITTRO JONATHAN	71,399.05	57
FITZ STEPHEN S	25,702.59	38

**WEST VIRGINIA PUBLIC DEFENDER SERVICES
 APPOINTED COUNSEL FEES & EXPENSES PAID
 FISCAL YEAR 2009
 ALPHABETICAL ORDER**

PAYEE	VOUCHER TOTAL	# OF CLAIMS
F CONTINUED		
FITZWATER TRAVIS R	8,618.12	19
FLINCHUM R KEITH	102,126.15	127
FOLICKMAN PAMELA R LAW OFFICE OF	103,960.97	123
FOLWELL NORMAN L	2,772.00	23
FOOSE CHARLENE M	1,954.77	3
FORBES WILLIAM J	14,234.64	17
FORD KENNETH J	44,891.50	27
FORD LAW FIRM	136.00	2
FORD PATRICIA M	844.63	1
FORENSIC & CLINICAL PSYCHOLOGY ASSOCIATES PA	12,988.39	1
FORENSIC PSYCHIATRY PLLC	450.00	1
FORENSIC PSYCHOLOGY CENTER INC	25,036.25	13
FORESTER WILLIAM T	20,095.26	71
FORMAN & HUBER LC	1,886.06	11
FOUTTY INVESTIGATION AGENCY INC	3,090.90	1
FRAGILE PAT C	23,354.49	17
FRANK ROBERT J LAW FIRM OF & ASSOCIATES LLC	3,131.00	2
FRANKOVITCH ANETAKIS COLANTONIO & SIMON	538.61	1
FREEMAN & NIEZGODA PLLC	53,276.21	61
FREMOUW WILLIAM J	2,125.00	2
FRIEND & ROZAS LLC	6,496.80	9
FROBLE MICHAEL E	3,964.75	6
FROST JAMES L MD	1,000.00	1
FUDA THOMAS L	22,676.85	18
FURNER DEAN A ATTORNEY AT LAW PLLC	24,804.11	53
G		
GALFORD RANDALL W	6,546.58	18
GALL D CONRAD	7,048.69	20
GARDNER LAW OFFICES PLLC	4,664.92	37
GARLOW RICHELLE KEENER	1,054.45	1
GARNES DESIREE LYNNETTE	31,319.75	21
GAREN LAW OFFICES LC	15,808.69	5
GARRETT & GARRETT	82,704.39	64
GARRETT LINDA NELSON PLLC	6,750.18	17
GAUDIO ROBERT J	25,499.13	19
GAUJOT-TURNER CLAUDETTE M	1,586.70	3
GEARY & GEARY LC	21,349.92	42

**WEST VIRGINIA PUBLIC DEFENDER SERVICES
 APPOINTED COUNSEL FEES & EXPENSES PAID
 FISCAL YEAR 2009
 ALPHABETICAL ORDER**

PAYEE	VOUCHER TOTAL	# OF CLAIMS
G CONTINUED		
GENETIC TECHNOLOGIES INC	12,819.95	1
GENTILOZZI BECK & FLANIGAN PLLC	2,039.85	2
GERBER JAY W JR	27,015.46	55
GIANOLA BARNUM WIGAL & LONDON LC	17,175.53	6
GIATRAS LAW FIRM PLLC	9,933.23	4
GIBSON MICHAEL F	11,792.90	34
GIETZEN GENE N	2,038.09	1
GIGGENBACH MELISSA J	810.81	1
GLANDEN NATHAN	5,265.34	10
GOODWILL INDUSTRIES KYOWVA INC	650.00	1
GORDON MARGARET A B	263,834.86	121
GOSSETT RANDY D	12,803.50	9
GREENE JUDITH A	635.25	1
GREER ROBERT L	2,920.52	2
GREGORY BETTY SUE CLARK	37,466.22	77
GREINER & CYRUS LC	42,158.09	52
GRIFFITH TRAVIS ALLEN	17,769.84	41
GRINDO DANIEL R LAW OFFICE OF PLLC	49,312.38	37
GRISHKEVICH LAW OFFICE	870.00	2
GRUBB JASON R	146,592.08	106
GRUNAU DAVID M	17,189.32	13
GUNNOE RICHARD M	71,128.53	107
GUTMANN RICHARD M LC	32,672.33	41
H		
HAGER HARRY L	11,933.50	221
HALL DWIGHT R	61,841.98	56
HALL JEANNE S	269.50	1
HALL KAREN L	4,908.02	40
HALL LAURA ANNE	1,158.65	3
HALLINAN JACQUELINE A	3,351.66	11
HAMILTON BURGESS YOUNG & POLLARD PLLC	4,081.92	10
HAMILTON CHARLES R	66,394.06	123
HAMILTON NEAL J	2,763.37	9
HAMNER PSYCHOLOGICAL SERVICES	3,940.00	4
HANCOCK & SEARS	36,610.84	24
HANSEN TRAYCE L PH D	3,195.52	1
HARBOUR PAULA L PLLC	3,097.54	3

**WEST VIRGINIA PUBLIC DEFENDER SERVICES
 APPOINTED COUNSEL FEES & EXPENSES PAID
 FISCAL YEAR 2009
 ALPHABETICAL ORDER**

PAYEE	VOUCHER TOTAL	# OF CLAIMS
H CONTINUED		
HARDING J MICHAEL	1,971.78	1
HARMAN MARLA ZELENE	120,841.04	45
HARMON SARAH W	7,573.82	19
HARMON-SCHAMBERGER BARBARA A	33,494.96	34
HARRIS & HOLMES LAW OFFICE PLLC	3,445.59	4
HARRIS CHRISTIAN R	9,560.36	24
HARRIS REBECCA R	931.70	1
HARSH LAW OFFICES	26,671.23	20
HART DAVID W	18,307.09	31
HART KEITH W	10,192.00	27
HARTLEY & OBRIEN PLLC	3,825.01	1
HARVEY & JANUTOLO	4,645.00	3
HARWOOD JASON D	8,545.60	4
HASSAN RONALD D	38,520.57	42
HATFIELD & HATFIELD PLLC	38,253.89	49
HATFIELD MCGINNIS E	3,204.00	2
HAUGHT IRA M	158,751.71	54
HAWKINS JAMES E JR	86,258.64	183
HAYDEN & HART PLLC	43,527.79	54
HAYES MORGAN B	20,543.26	24
HAYNIE BELINDA A	25,878.85	27
HAZARD SPRAGUE W LAW OFFICE OF LC	637.26	3
HEDGES JONES WHITTIER & HEDGES	7,867.11	14
HEISHMAN JAMES O	4,011.52	6
HELMAN TIMOTHY D	3,102.15	7
HELTON INVESTIGATIONS INC	3,025.40	3
HENDERSHOT DEBRA A	5,932.34	18
HENDRICKS PETER A	195.20	1
HENRY JAMES R	49,483.32	28
HENRY REGINALD D	6,230.50	7
HERNDON STEPHEN D	16,144.40	13
HERRON-RICE TRACY P	928.56	2
HEWITT & SALVATORE PLLC	26,701.30	40
HICKS NATHAN A PLLC	11,946.17	12
HILL DAVID L	15,971.23	18
HILL JOHNSON KAREN L	14,702.95	36
HILL PATRICIA TOLLE	3,608.04	2
HINKLE BRYAN S	65,757.48	85

**WEST VIRGINIA PUBLIC DEFENDER SERVICES
 APPOINTED COUNSEL FEES & EXPENSES PAID
 FISCAL YEAR 2009
 ALPHABETICAL ORDER**

PAYEE	VOUCHER TOTAL	# OF CLAIMS
H CONTINUED		
HIVELY HERBERT L II	19,535.82	48
HOBBS MARK E	8,865.35	5
HODGES & RIFFLE PLLC	17,540.62	39
HOLDERBY TERRANCE J	131.50	1
HOLICKER RICHARD E	44,572.91	100
HOLLANDSWORTH RICHARD W	58,873.02	39
HOLROYD FRED F III	6,948.16	15
HOLTZAPFEL LAW OFFICES PLLC	1,425.37	1
HOME BASE INC	500.00	1
HOOSIER LAW FIRM PLLC	2,479.00	1
HOOVER RANDY D	1,685.51	5
HOPKINS VIRGINIA JACKSON	8,510.51	5
HUCKABEE DEREK C	1,022.50	1
HUDDLESTON BOLEN LLP	3,590.31	1
HUFFMAN WILLIAM O	43,119.96	62
HUGHART KEVIN W	139,525.39	146
HUNT & LEES LC	1,924.19	9
HUNTER J BURTON III	1,083.00	1
HYER & LITTLEPAGE	54,569.06	48
HYRE LAW OFFICE PLLC	20,930.42	13
I		
INVESTIGATION DIVISION INC	1,704.42	3
IVAUN BARBARA A	6,224.20	2
J		
JACKSON KELLY PLLC	1,751.03	2
JACKSON LORI BETLER	167.49	2
JACKSON-GILLISON HELEN L	131,439.33	12
JACOVETTY GERALD G JR LC	109,658.37	273
JARRELL ROBERT STEPHEN	39,426.45	43
JOHNSON MICHELLE	12,481.70	26
JOHNSTON HOLROYD & ASSOCIATES	29,632.19	48
JONES GREGORY K	65,148.33	71
JONES INVESTIGATIONS	1,296.53	1
JONES STEVEN A LC	20,062.58	8
JUBA-PLUMLEY ROSALEE	4,251.67	3
JUDY & JUDY	10,588.85	13

**WEST VIRGINIA PUBLIC DEFENDER SERVICES
 APPOINTED COUNSEL FEES & EXPENSES PAID
 FISCAL YEAR 2009
 ALPHABETICAL ORDER**

PAYEE	VOUCHER TOTAL	# OF CLAIMS
K		
KARICKHOFF DAVID	39,928.63	89
KARR DAVID JR	6,376.66	10
KARR THOMAS B	48,218.07	332
KATZ WORKING FAMILIES LAW FIRM LC	3,769.75	8
KAUFMAN & BOWEN PLLC	4,893.79	5
KAYSER LAYNE & CLARK PLLC	6,001.72	26
KEATON CHRISTOPHER K	317.00	1
KEENAN & ASSOCIATES LC	9,828.16	21
KEESEE RYAN HAMILTON	455.11	1
KELLEY DAVID BATES	94,197.24	223
KELLEY DENNIS E	4,194.21	9
KEMP RICHARD H	2,192.94	1
KENNEDY CHANIN L	11,070.00	4
KERN FRANKLIN W LC	31,742.56	85
KERNS TIMOTHY J	1,433.00	2
KEY TRANSCRIPTS INC	646.80	1
KHAN ASAD H	4,475.00	5
KIGER TIMOTHY R	7,957.98	14
KING WAYNE	17,602.50	10
KIRK THOMAS L	62,689.95	55
KIRKPATRICK DAVID A	29,788.54	17
KLATT W HOWARD	8,315.53	6
KOCHER HOLLY A	211.75	1
KOHOUT EDWARD R	13,879.27	25
KOSTOL KAREN B	20,067.88	28
KRADEL PAUL F	17,150.00	6
KRATOVIL & AMORE PLLC	18,805.74	44
KRIEG FRED JAY PHD & ASSOCIATES PLLC	5,050.00	4
KRIVONYAK JOHN C	4,240.52	2
KROGER THOMAS W	9,051.23	8
KUPEC THOMAS W	24,397.66	18
KURELAC PATRICIA A	70,429.12	43
L		
LABORATORY CORP OF AMERICA HOLDINGS	4,500.00	1
LACARIA PHILIP A	33,323.23	34
LAISHLEY JOHN	32,221.43	25
LAMP PAT	7,145.37	16

**WEST VIRGINIA PUBLIC DEFENDER SERVICES
 APPOINTED COUNSEL FEES & EXPENSES PAID
 FISCAL YEAR 2009
 ALPHABETICAL ORDER**

PAYEE	VOUCHER TOTAL	# OF CLAIMS
L CONTINUED		
LANDES SUSAN M	238.70	1
LANE PAUL E	13,693.02	18
LANHAM JOHN S	27,710.06	36
LAPINA & ASSOCIATES LLC	5,637.50	1
LASH FRANKLIN W	31,482.40	21
LAW-SCIENCE TECHNOLOGIES INC	3,189.24	1
LAWSON PATRICIA J	424.00	2
LAZENBY K BRUCE	4,317.91	14
LE QUAN S	641.99	1
LEFLER & BOGGS PLLC	43,577.12	41
LENFEST CO ELKINS FAMILY COUNSELING CTR	2,250.00	2
LEROSE ANTHONY	15,848.75	24
LESTER WILLIAM M	99,947.47	89
LEVIN MARTIN	600.00	1
LEWIS AMANDA L	11,931.81	7
LEWIS HIRAM C IV	2,310.00	3
LOCKWOOD & LOCKWOOD	1,471.64	4
LOCKWOOD & VITAL	345.91	1
LONG ROBBY N LAW OFFICE OF LC	60,716.99	81
LOOMIS CYNTHIA J	947.50	2
LORD JASON S	3,014.10	3
LORD LAW FIRM PLLC	10,403.68	22
LOSCH & MCCOURT PLLC	1,706.00	1
LOUDERBACK ROBIN R	10,073.50	8
LOVE JAY CARTER	24,371.00	2
LUNSFORD WILLIAM G	450.00	1
LUPARDUS TIMOTHY P	109,658.52	155
LUSK KYLE G	14,770.53	1
LUTTRELL & PREZIOSO PLLC	32,517.47	24
LYALL JERRY M	2,015.40	6
M		
MACDONALD ROBERT J AGENCY INC	1,462.50	3
MAIER ANDREW CARL	27,310.84	31
MANCINI STEVEN K	62,164.76	109
MANI ELLIS & LAYNE PLLC	381.34	2
MANYPENNY J PERRY	21,002.43	18
MARSHALL MICHAEL J	900.00	2

**WEST VIRGINIA PUBLIC DEFENDER SERVICES
 APPOINTED COUNSEL FEES & EXPENSES PAID
 FISCAL YEAR 2009
 ALPHABETICAL ORDER**

PAYEE	VOUCHER TOTAL	# OF CLAIMS
M CONTINUED		
MARSTELLER DEREK W	29,440.43	14
MARTENEY MICHAEL PAUL	7,564.21	7
MARTIN RACHEL A	4,326.59	11
MARTINO GARY J	8,514.95	20
MASON & MOORE	8,682.41	7
MAUSER BERNARD R	11,389.31	34
MAZZEI ROCCO E	74,794.34	54
MCCAMIC SACCO PIZZUTI & MCCOID PLLC	23,039.40	25
MCCOY JAMES A JR	40,313.48	35
MCCULLOUGH DAVID SHANE	11,695.45	17
MCCULLOUGH JUDITH A	199,867.39	185
MCDANIEL DON S	628.00	3
MCDERMOTT DANA P	21,012.25	2
MCFARLAND JOSEPH W JR	20,217.44	39
MCGRAW WARREN R II	158,589.57	134
MCGUADE RUTH A	394.37	1
MCINTYRE RHONDA M	10,029.13	13
MCINTYRE-NICHOLSON RACHELLE D	14,836.03	19
MCLAUGHLIN & CARPENTER PLLC	1,481.73	6
MCMILLIAN MARK ATTORNEY AT LAW LC	4,304.92	1
MCNEER HIGHLAND MCMUNN VARNER LC	130,975.60	158
MENDELSON ANDREW	25,637.84	19
MENEZ EUGENIO A	323.50	1
METZ TAMARA J	8,483.23	8
MICHAEL GREGORY G	42,841.06	89
MICHAEL NELSON M LC	22,780.44	51
MICHELS GARY L II	24,168.83	32
MIELKE WAYNE ROBERT	58,074.42	17
MILEY TIMOTHY R	337.08	1
MILLER & DRAKE LC	265,620.23	148
MILLER KENNETH L	6,107.23	16
MILLS & WAGNER PLLC	19,006.66	6
MILLS & WAGNER PLLC	220.60	2
MIRHOSEINI DAVID C	3,186.00	3
MITCHELL JOHN R LC	75.00	1
MIZE LAW FIRM PLLC	4,403.75	10
MOFFATT CHRISTOPHER G	84,463.75	58
MOLESSA HEATHER IRELAND	20,340.90	30

**WEST VIRGINIA PUBLIC DEFENDER SERVICES
 APPOINTED COUNSEL FEES & EXPENSES PAID
 FISCAL YEAR 2009
 ALPHABETICAL ORDER**

PAYEE	VOUCHER TOTAL	# OF CLAIMS
M CONTINUED		
MONTORO HARRY P LAW OFFICE OF PLLC	36,943.86	52
MOORE ANNE E	1,963.00	1
MOORE DAVID K	9,153.80	6
MOOREHEAD CHRISTOPHER S	1,549.66	5
MORAN CATHERINE JANE	13,272.86	9
MORGAN DENNIE S JR	60,817.18	26
MORGAN E LAVOYD JR	59,306.22	29
MORGAN EDWARD WARD	15,047.78	19
MORGAN THEODORE E	7,505.25	11
MORGAN TONY	32,447.34	41
MORRIS GARY W II	595.00	1
MOSES JOSEPH J	122,209.61	55
MOUNTAIN STATE PSYCHOLOGICAL SERVICES PLLC	5,100.00	4
MOUNTAINEER LEGAL SERVICES PLLC	131,755.93	164
MOUNTS MICHAEL E	63,184.50	54
MOYE DAVID O	14,749.03	28
MOYE LISA M	1,446.50	2
MULLENS SHARON M	32,031.50	31
MULLINS CHARLES B II	226,903.11	120
MUNOZ A JOSEPH	28,551.09	40
MURPHY GLEN A	895.62	5
MURPHY S SEAN	8,864.91	7
MUSGRAVE RAYMOND G	15,168.13	34
MYERS JESSICA E	33,265.78	31
N		
NANNERS & WILLETT LC LAW OFFICES OF	146,924.72	136
NATL MEDICAL SERVICES INC	192.00	1
NAVY L VICTOR	52,750.44	58
NEISWONGER & WHITE	79,617.80	220
NESSSEL KERRY A	92,985.66	98
NESTOR WILLIAM T	19,606.42	32
NEW STEPHEN P LC	2,690.16	6
NOCIVELLI ROBERT A	4,764.95	1
NOGAY CATHRYN A	68,377.58	24
NOONE ROBERT T	69,741.62	39

**WEST VIRGINIA PUBLIC DEFENDER SERVICES
 APPOINTED COUNSEL FEES & EXPENSES PAID
 FISCAL YEAR 2009
 ALPHABETICAL ORDER**

PAYEE	VOUCHER TOTAL	# OF CLAIMS
O		
OFFUTT NORD PLLC	3,243.71	1
OGLE CANDACE L	14,781.06	60
OHIO VALLEY LAW CENTER PLLC	3,856.95	15
OHIO VALLEY MEDICAL CENTER	1,351.79	1
OOTEN GRAYDON C JR	14,435.15	19
ORNDORFF & HATFIELD ATTY AT LAW	39,999.69	53
ORNDORFF DAVID L	78,770.86	76
ORTEZA AILYNN MAE	34,818.94	15
OSHOWAY F JOHN	61,480.40	115
OURS JOHN G	4,933.56	2
OWENS ANNE R	748.00	1
P		
PAESANI & KEATON PLLC	7,257.60	4
PAINTER & ASSOCIATES LLC	899.93	2
PALMER & TITUS	302.50	1
PANCAKE F CODY III	74,543.31	112
PANEPINTO MARK D	12,912.40	14
PARKULO JOHN F	18,405.50	23
PARMER LAW OFFICE	68,393.14	55
PARTAIN GEORGE L	85,069.35	163
PATTERSON CLAYTON W	12,789.83	4
PATTERSON THOMAS K	1,193.50	6
PATTON ANDREW C	36,779.86	41
PAYNE WILBERT A	10,444.58	28
PEARSE RONALD D ED D	2,503.76	6
PELLEGRIN MARK P	12,469.00	26
PENNINGTON DEANNA L	23,432.27	37
PENNINGTON WILLIAM L	33,991.03	63
PERRY DAVID D	2,806.06	2
PETERS LARRY A INC	9,180.74	12
PEYTON HARVEY D	1,535.99	2
PHILADELPHIA MEDICAL ADVISORS INC	4,925.00	3
PHILLIPS GARDILL KAISER & ALTMAYER	7,746.00	2
PHILLIPS P TODD	18,174.61	29
PIERSON STEFANI A	17,625.66	13
PITROLO JOSEPH E	204.40	1
POE THELMA E	44,716.74	56

**WEST VIRGINIA PUBLIC DEFENDER SERVICES
 APPOINTED COUNSEL FEES & EXPENSES PAID
 FISCAL YEAR 2009
 ALPHABETICAL ORDER**

PAYEE	VOUCHER TOTAL	# OF CLAIMS
P CONTINUED		
POLAND ERNEST L JR	105.00	1
POMEROY LAW OFFICE PLLC	18,406.28	21
POOL DELBY B	4,858.83	3
POSTALWAIT KEVIN B	75,824.35	73
POWELL & MAJESTRO PLLC	19,421.25	7
POWELL CAROLINE STAFFORD	39,143.87	40
POWELL ERIC K	148,693.36	119
POWELL JAMES CORBLEY	41,387.90	40
POWELL JAMES M ESTATE OF	9,588.00	8
PRALL THOMAS J	31,222.56	84
PRATT LENA D	17,047.50	21
PRENTICE TIMOTHY H	29,532.68	48
PRESERVATI LAW OFFICES PLLC	2,245.87	1
PRESTON & WEESE LC	19,300.68	19
PRICE DWAYNE	2,002.60	2
PRICE LOUIE T	12,261.68	11
PRIMARY PSYCHOLOGICAL CARE PLLC	20,158.55	13
PRITT & PRITT PLLC	1,228.00	1
PRITT JEFFRY A	8,313.93	30
PRITT LAW OFFICE	9,666.26	12
PROCESS STRATEGIES	600.00	1
PROSERVICIO INC	122.50	1
PSYCH SERVICES OF ROANE CO INC	3,535.20	3
PSYCHOLOGICAL CONSULTING INC	2,812.50	3
PSYCHOLOGICAL HEALTH ASSOCIATES LTD	3,320.84	1
PULLIN FOWLER FLANAGAN BROWN & POE PLLC	110,899.84	222
PYLES TURNER & MICK LLP	22,102.82	26
R		
RADCLIFF PATRICK N	12,354.92	4
RADMAN SCOTT S	73,917.22	123
RANDOLPH D KEITH LAW OFFICE PLLC	13,746.72	31
RAO KALAPALA SESHAGIRI	600.00	1
RATLIFF DOUGLAS M	418.03	1
REBROOK EDWARD E III	86,516.42	88
REDDING ROBERT S	34,471.40	13
REDMAN PAYNE & MULDOON PLLC	40,079.58	66
REDMOND LARRY WAYNE	1,976.20	4

**WEST VIRGINIA PUBLIC DEFENDER SERVICES
 APPOINTED COUNSEL FEES & EXPENSES PAID
 FISCAL YEAR 2009
 ALPHABETICAL ORDER**

PAYEE	VOUCHER TOTAL	# OF CLAIMS
R CONTINUED		
REED KIMBLE PLLC	8,029.56	11
REEDER & DUNHAM PLLC	4,478.24	15
REEP CORNELIA	3,942.99	2
REES JAMES B	4,667.47	6
REESE PAUL K	2,488.04	3
REYNOLDS & ASSOCIATES PLLC	69,676.55	120
RIBEL KATICA	9,625.19	48
RICE WILLIAM T	96,963.76	52
RICH JAMES B III	1,679.56	3
RICHARDSON & DAVIS	4,531.31	8
RICHARDSON DON R ASSOCIATES INC	24,049.60	3
RICHARDSON RICHARDSON & CAMPBELL	10,905.32	34
RIGSBY MICHAEL E	1,508.30	1
RIST LAW OFFICES	5,690.66	9
ROAHRIG RANDAL W	18,261.19	46
ROBINSON & MCELWEE	283.63	1
RODGERS JEFFREY S	41,555.45	61
RODIN HAROLD F	550.00	1
RODRIGUEZ VANESSA LYNN	4,816.00	10
ROKISKY JEFFREY J	7,015.10	10
ROLL W DAN	41,880.88	67
ROLLO EDMUND J	13,657.70	23
ROLLO LANCE E	38,106.90	39
ROMANO MICHAEL J ATTY AT LAW	316.42	1
RONCAGLIONE CARL J JR	414.74	3
ROOP & SMITH LAW OFFICE PLLC	18,369.00	10
ROSE JOAN A	7,432.16	6
ROSENBERG LAWRENCE	1,000.00	1
ROSENLIB DUANE C JR	21,865.63	11
ROSINSKY LAW OFFICE LC	16,806.67	10
ROSS THOMAS R II	1,891.14	10
ROTH LEGAL SERVICES LC	41,744.05	61
RUMORA RONALD J	12,613.10	33
RUNDLE & RUNDLE LC	49,411.89	72
RUNDLE JULIET WALKER	8,146.43	13
RUTH RYAN MICHAEL	4,526.95	3
RYAN KOURTNEY A	130,038.50	47
RYMER & FURBEE	20,179.92	22

**WEST VIRGINIA PUBLIC DEFENDER SERVICES
 APPOINTED COUNSEL FEES & EXPENSES PAID
 FISCAL YEAR 2009
 ALPHABETICAL ORDER**

PAYEE	VOUCHER TOTAL	# OF CLAIMS
S		
SAAR TIMOTHY	4,573.75	2
SAFFER MARTIN V	22,531.45	24
SAL NATALIE J	9,800.00	9
SALMONS RONALD G ATTORNEY AT LAW PLLC	45,938.34	40
SAMMONS OLIVERO & PARASCHOS PLLC	13,741.56	14
SANDERS AUSTIN FLANIGAN & FLANIGAN	48,471.45	71
SANTER & SANTER	20,271.81	41
SAVILLE ROYCE B	16,309.78	34
SCHARF WILLIAM H	7,787.71	1
SCHEETZ CHRISTOPHER A	58,081.04	112
SCHILLACE GREGORY H	2,867.09	4
SELDEN LAW OFFICES LC	22,682.90	17
SELLARO AMBER URTSO	1,079.00	2
SHAFFER & SHAFFER	15,367.00	15
SHAPIRO RAYMOND M	2,550.00	4
SHARLEY MICHAEL J	9,511.00	14
SHAW & TATTERSON LC	35,537.71	61
SHAY DANA R	51,202.88	46
SHENANDOAH VALLEY MEDICAL SYS INC	1,500.00	2
SHERMAN LAWRENCE E JR LC	56,983.28	83
SHOCKLEY JAMES B	2,330.11	3
SHOUGH SCOTT A	54,651.48	74
SHUCK LE ANN A	8,469.89	26
SIEGRIST & WHITE PLLC	4,310.59	1
SIGLEY TERRY LAURITA	300.00	1
SIMMONS EUGENE M	11,567.32	17
SIMMONS HUNTER D	82,835.98	256
SIMMS MICHAEL	8,089.28	9
SINKKANEN DREAMA D	37,600.74	75
SIRK TIMOTHY M	11,614.74	32
SISCO EUGENE JR	8,729.98	12
SKAGGS G ERNEST	158,131.30	126
SKEEN KENNAD LEE II	34,629.54	25
SKLAVOUNAKIS GERASIMOS	33,159.52	13
SLAVENSKY DAVID INVESTIGATIONS	4,919.04	3
SLAYDEN CATHERINE A	1,859.55	5
SMITH & SCANTLEBURY LC	50,233.46	83
SMITH CLINTON W	5,037.00	16

**WEST VIRGINIA PUBLIC DEFENDER SERVICES
 APPOINTED COUNSEL FEES & EXPENSES PAID
 FISCAL YEAR 2009
 ALPHABETICAL ORDER**

PAYEE	VOUCHER TOTAL	# OF CLAIMS
S CONTINUED		
SMITH COURTLANDT	1,952.83	7
SMITH GREG K	184.10	1
SMITH JAMES E II	6,729.00	11
SMITH LILLY & BALL PLLC	15,181.68	16
SMITH MARGARET D	13,612.26	12
SMITH MCMUNN & GLOVER PLLC	4,055.66	5
SMITH MICHAEL CLAY	21,390.85	19
SNYDER & HASSIG	27,362.04	19
SOLOMON ALEXANDRIA A	1,725.54	3
SOLUTIONS OUTPATIENT SERVICES INC	300.00	1
SOMMER LIBERATI MUSSER & HAWROT CO	16,187.74	3
SPARACINO ANTHONY J JR	11,583.50	13
SPONAUGLE & SPONAUGLE	21,520.00	36
SPONAUGLE KEVIN C	44,034.65	37
SPURLOCK JAMES E	1,025.23	2
STACY MELISSA K	1,725.83	3
STANTON GEORGE P III	2,551.80	2
STAPLETON LAW OFFICES LC	6,463.00	2
STARCHER & FRUM PLLC	109,759.21	152
STEIN RONALD F JR	31,227.98	52
STEPHENS GLORIA M	39,747.73	28
STEPHENS JENNIFER L	16,049.50	13
STEPTOE & JOHNSON	117,792.89	49
STEWART JOYCE E	33,607.69	34
STEWART ROBERT D	8,675.99	35
STOBBS R RUSSELL	87,544.27	53
STOLLINGS HARLEY E	4,532.05	8
STONE ROBERT C JR	4,192.47	1
STURM & STURM	27,334.14	59
SULLIVAN JESSICA A	31,731.34	34
SUMMERS WILLIAM B	137,171.81	274
SUPPLE LAW OFFICES PLLC	10,962.86	46
SUTTON & JANELLE PLLC	10,195.59	5
T		
TATE REBECCA L	34,889.63	12
TAYLOR PAUL G	15,050.19	23
TAYLOR SHAWN PLLC	4,440.42	6

**WEST VIRGINIA PUBLIC DEFENDER SERVICES
 APPOINTED COUNSEL FEES & EXPENSES PAID
 FISCAL YEAR 2009
 ALPHABETICAL ORDER**

PAYEE	VOUCHER TOTAL	# OF CLAIMS
T CONTINUED		
THE ADVOCACY GROUP - TAG	19,514.60	9
THE MACKENZIE GROUP LTD	2,999.49	1
THOMAS SHANNON R	3,356.72	4
THOMPSON & WEATHERHOLT PLLC	9,114.22	6
THOMPSON JOHN M JR	27,935.80	35
THOMPSON LOUDOUN L	4,563.14	16
THORN LAW OFFICES	10,508.30	4
THORNE STEVEN M	33,444.61	79
THORNTON CHRISTOPHER ALLEN	28,007.86	107
TICHENOR TERRI L	17,640.38	29
TIPTON KEVIN T	17,478.50	32
TISSUE PHILIP J	23,286.79	21
TORRES GEORGE M	28,677.35	57
TORSNEY JACK R JR	4,800.00	5
TRAINOR GREGORY E	1,951.43	1
TREADWAY JOHN H JR	18,603.48	34
TREMBLE TANYA PARTEE	370.16	1
TRIPLETT & TRIPLETT LC	3,928.48	2
TRI-S INVESTIGATIONS INC	160,863.43	414
TROISI JOSEPH G	71,276.40	102
TRUMP & TRUMP LC	4,946.67	3
TUCKER GREGORY A	3,677.74	16
TYREE EMBREE & ASSOCIATES PLLC	10,932.06	13
TYSON DAVID R	90,890.63	134
U		
UNITED SUMMIT CENTER INC	200.00	1
V		
VAN ZANT SUSAN J LC	14,442.70	16
VANHORN & VANHORN INC	510.67	1
VANMETER LERA K	736.14	1
VANNOSTRAND & MORTON	46,134.23	58
VANORSDALE JOHN D JR	1,080.00	1
VAUGHAN BRADFORD A	53,508.80	94
VESEL FRANK J	1,524.60	3
VICKERS JEREMY T	163,693.56	151
VICTOR VICTOR & HELGOE LLP	207,364.04	182

**WEST VIRGINIA PUBLIC DEFENDER SERVICES
 APPOINTED COUNSEL FEES & EXPENSES PAID
 FISCAL YEAR 2009
 ALPHABETICAL ORDER**

PAYEE	VOUCHER TOTAL	# OF CLAIMS
V CONTINUED		
VIEWEG GEORGE B III	2,730.60	4
VITAL RICHARD L	15,037.32	21
VITAL ROBERT E LC	14,982.32	2
W		
WAGAMAN G LANE	1,350.00	1
WALKER JAMES A	32,369.72	44
WALKER LELA	9,152.21	46
WALL RANDALL D	68,048.52	179
WALLACE KENNETH L	648.00	1
WALLACE LAW OFFICES LC INC	3,451.60	3
WALLACE MICHAEL K	42,143.42	89
WALTERS KRAUSKOPF & BAKER	12,321.49	14
WARMAN CHERYL L	45,761.41	86
WATERS WARNER & HARRIS PLLC	10,326.33	16
WEATHERHOLT JEFF ATTORNEY PLLC	32,277.51	22
WEBB DAVID HAMILTON	33,080.54	50
WEBER & WEBER	12,595.94	10
WEESE HEATHER M LAW OFFICE OF PLLC	31,337.82	52
WEESE ROGER R	21,390.31	27
WEESE TRACY	326,586.06	221
WEST & JONES	4,433.87	13
WEST CHARLES STANFORD	7,020.50	6
WEST VIRGINIA UNIVERSITY MEDICAL	19,232.20	13
WESTERN STATE HOSPITAL	1,159.37	1
WESTON RICHARD W	22,818.15	30
WHITE ANGELA M	3,096.36	7
WHITE BRUCE M LAW OFFICE LC	10,542.79	22
WHITE KEITH	83,320.72	125
WHITE MAX H PLLC	45,289.44	134
WHITE ROBERT S	2,125.00	1
WHITE THOMAS E	5,570.10	7
WHITE THOMAS W THE LAW OFFICE OF PLLC	549.35	3
WHITEMAN BURDETTE PLLC	116,095.03	138
WHITEMAN FRANCES C	47,531.85	83
WHITT MICHAEL R	35,777.34	25
WIEDEL DIANA CARTER	116,595.57	87

**WEST VIRGINIA PUBLIC DEFENDER SERVICES
 APPOINTED COUNSEL FEES & EXPENSES PAID
 FISCAL YEAR 2009
 ALPHABETICAL ORDER**

PAYEE	VOUCHER TOTAL	# OF CLAIMS
W CONTINUED		
WILCHER GEOFFREY S	35,489.22	33
WILDMAN ERIC KEITH	24,180.85	49
WILEY STEVEN B	2,245.19	13
WILLIAMS JOHN E JR	124,198.50	58
WILLIAMSON MAGANN & GURGANUS PLLC	38,722.18	45
WILLIS & CHATTIN	3,619.25	6
WILMOTH DAVID H LC	28,465.53	54
WILSON CHRISTOPHER M LAW OFFICE PLLC	3,898.52	4
WINDOM RODNEY C	87,768.59	75
WINTER KURT J	5,592.19	13
WITT RICHARD C	9,145.03	14
WOELFEL & WOELFEL LLP	15,723.56	8
WOLFE DORWIN J LC INC	4,802.50	8
WOLFE GARY J	5,480.37	8
WOLFINGBARGER BRENTTON W	5,479.69	10
WOODS FRED B	48,348.81	47
WOOTON LAW FIRM	8,221.91	18
WORKMAN MARGARET	6,214.90	2
WRIGHT DAYA MASADA	207.50	1
WRIGHT LACY W JR	22,534.60	33
WYATT WILLIAM J	6,051.17	3
Y		
YACKEL RAYMOND H	258.00	1
YEAGER JOHN R JR ESTATE OF	22,227.16	16
YONOVITZ & JOE LLP	3,470.41	1
YOST TINA MARIE	900.00	1
YOUNG WILLIAM PRENTICE	101,013.50	26
YOUNGER C CHRISTOPHER	1,032.50	2
Z		
ZERBE CARTER	227.95	2
ZIEGLER LARRY F	1,500.00	1
ZIMAROWSKI JAMES B ESQ	9,780.83	15