


WEST VIRGINIA PUBLIC DEFENDER SERVICES

APPOINTED COUNSEL
STATISTICAL REPORTS
FISCAL YEAR 1999



JOHN A. ROGERS
EXECUTIVE DIRECTOR

**WEST VIRGINIA PUBLIC DEFENDER SERVICES
STATISTICAL REPORT
APPOINTED COUNSEL FISCAL YEAR 1999**

Total Number of Claims Paid	25,266
Total Number of Direct Expense Claims Paid	971
Total Number of Hours Paid	246,917
Total Amount Paid In Claims	\$13,313,137.71
Total Fees Paid to Counsel	\$12,067,659.01
Total Expenses Paid	\$1,245,478.70
Average Total Cost Per Claim	\$526.92
Average Counsel Fee Per Claim	\$496.71
Average Expenses Per Claim	\$51.26
Percent of Total Claims Attributable To Fees	90.64%
Percent of Total Claims Attributable To Expenses	9.36%
Average Total Cost Per Hour	\$53.92
Total Hours In-Court	47,815
Total Hours Out-Of-Court	199,102
Percent of Total Hours In-Court	19.36%
Percent of Total Hours Out-Of-Court	80.64%

NOTE: Figures represent payments made for eleven months. Invoices received from July 1, 1998 to May 31, 1999.

**WEST VIRGINIA PUBLIC DEFENDER SERVICES
AVERAGE COST BY CASE TYPE
FISCAL YEAR 1999**

CIRCUIT	PAROLE											TOTAL AVERAGE
	FELONY	MISD	MENTAL HYGIENE	JUVENILE	PAT.	PROBATION REV	TERM ABUSE	HABEAS SUP. CT.	OTHER	OTHER	TOTAL AVERAGE	
01	2,068.88	367.48	186.01	732.72	0.00	855.45	1,478.72	1,380.19	553.79		\$1,046.98	
02	1,238.18	180.54	134.97	310.89	0.00	270.00	990.10	1,833.77	219.50		\$657.25	
03	1,207.00	471.16	163.73	923.20	0.00	712.99	1,245.47	1,703.00	749.05		\$756.76	
04	760.49	351.99	138.90	522.75	440.49	361.17	817.90	1,402.63	311.61		\$504.83	
05	912.87	233.16	153.71	422.32	0.00	334.34	902.95	1,625.73	360.64		\$607.67	
06	933.95	241.50	36.36	269.63	0.00	330.96	797.99	1,687.35	272.05		\$260.19	
07	1,056.15	272.10	119.00	405.71	0.00	617.96	836.47	2,986.95	732.72		\$510.99	
08	1,469.60	341.77	126.20	237.54	0.00	2,490.00	819.81	429.00	248.64		\$654.34	
09	1,213.70	285.86	108.32	763.82	811.50	407.91	824.55	1,230.16	952.01		\$764.13	
10	718.38	258.67	73.21	436.69	0.00	376.73	1,313.85	1,039.11	520.93		\$490.05	
11	1,167.95	330.78	107.70	277.38	267.83	431.06	1,448.93	1,802.30	506.62		\$504.70	
12	1,207.41	324.24	110.00	580.35	0.00	1,447.60	702.30	1,414.88	0.00		\$761.36	
13	910.95	292.95	116.24	400.61	655.73	657.42	880.83	1,875.68	385.15		\$417.52	
14	1,068.97	327.86	159.25	338.07	70.69	622.40	944.24	1,691.20	440.84		\$587.06	
15	1,321.81	515.86	173.25	775.30	0.00	532.01	1,540.24	2,474.57	457.33		\$1,181.43	
16	830.91	288.64	130.12	288.12	0.00	413.11	753.70	2,484.29	406.78		\$414.58	
17	958.81	413.69	102.56	652.92	0.00	546.30	1,243.68	2,061.95	592.27		\$513.03	
18	1,075.81	464.49	123.76	617.79	0.00	356.96	1,815.59	1,400.96	337.28		\$919.89	
19	620.25	257.44	161.57	264.86	0.00	332.79	597.60	793.00	295.54		\$343.49	
20	1,378.71	434.73	164.53	515.36	0.00	419.55	1,386.10	1,039.75	473.27		\$680.16	
21	832.79	372.47	147.43	319.94	0.00	334.42	1,171.19	906.19	609.23		\$599.53	
22	1,035.10	324.14	144.17	710.95	0.00	489.67	1,486.56	1,552.36	838.26		\$646.37	
23	1,289.57	377.77	142.70	482.95	0.00	252.46	1,124.56	2,172.95	983.42		\$814.72	
24	1,149.07	273.97	88.55	283.28	0.00	1,314.36	796.14	1,202.80	234.98		\$524.66	
25	1,099.52	275.02	112.57	299.55	0.00	355.41	979.19	427.82	362.71		\$465.02	
26	1,200.72	342.08	120.65	695.19	0.00	476.92	765.02	1,436.12	516.19		\$460.53	
27	963.10	388.74	162.63	343.05	0.00	1,602.77	1,039.69	2,303.80	546.78		\$581.30	
28	925.59	215.55	98.36	315.75	0.00	197.67	861.59	2,647.59	541.72		\$691.48	
29	1,115.01	316.01	139.94	596.46	281.00	449.44	929.66	2,473.24	567.95		\$538.89	
30	948.53	350.41	123.31	317.61	1,918.94	356.25	826.32	762.45	452.74		\$622.38	
31	865.23	299.68	140.34	339.97	0.00	395.65	1,048.32	3,363.23	394.70		\$534.37	
STATE AVERAGE	1,007.37	328.80	99.48	392.43	574.66	450.36	997.73	1,673.72	485.12		\$526.92	

**WEST VIRGINIA PUBLIC DEFENDER SERVICES
AVERAGE COST BY CASE TYPE
FISCAL YEAR 1999**

CIRCUIT COUNTY	FELONY	MISD	MENTAL HYGIENE	JUVENILE	PAT.	PAROLE PROBAT REV	TERM ABUSE	HABEAS SUP. CT.	OTHER	TOTAL AVERAGE
01 CIRCUIT										
BROOKE	1,688.95	746.77	166.15	1,096.74	0.00	1,296.58	1,413.46	0.00	589.74	\$910.88
HANCOCK	1,182.82	425.56	213.28	699.00	0.00	827.48	2,545.92	0.00	194.20	\$959.24
OHIO	2,769.77	281.74	71.58	382.19	0.00	428.32	1,256.98	1,380.19	594.88	\$1,141.23
CIRCUIT AVG	2,068.88	367.48	186.01	732.72	0.00	855.45	1,478.72	1,380.19	553.79	\$1,046.98
02 CIRCUIT										
MARSHALL	1,076.09	176.74	48.00	276.74	0.00	0.00	1,476.72	2,886.40	0.00	\$618.23
TYLER	1,139.43	144.33	158.50	221.92	0.00	0.00	921.55	1,008.73	195.50	\$751.84
WEITZEL	1,603.16	219.57	153.77	387.48	0.00	270.00	819.15	1,151.00	267.50	\$645.67
CIRCUIT AVG	1,238.18	180.54	134.97	310.89	0.00	270.00	990.10	1,833.77	219.50	\$657.25
03 CIRCUIT										
DODDRIDGE	1,356.38	509.52	150.71	1,008.63	0.00	420.80	2,914.37	409.50	354.09	\$875.72
PLEASANTS	1,467.24	453.41	126.63	742.63	0.00	897.45	1,231.47	872.39	688.63	\$690.20
RITCHIE	954.05	463.12	188.79	1,127.71	0.00	490.15	1,092.07	2,441.68	1,153.32	\$731.21
CIRCUIT AVG	1,207.00	471.16	163.73	923.20	0.00	712.99	1,245.47	1,703.00	749.05	\$756.76
04 CIRCUIT										
WIRT	693.30	340.04	203.50	281.30	0.00	801.86	875.76	915.21	318.48	\$532.56
WOOD	762.51	352.44	137.65	529.17	440.49	340.67	812.44	1,465.52	311.34	\$503.72
CIRCUIT AVG	760.49	351.99	138.90	522.75	440.49	361.17	817.90	1,402.63	311.61	\$504.83
05 CIRCUIT										
CALHOUN	1,321.80	279.67	191.79	397.44	0.00	324.87	705.49	1,153.83	621.00	\$609.26
JACKSON	943.35	255.71	138.26	451.51	0.00	338.13	1,307.78	704.64	363.57	\$637.66
ROANE	734.01	132.31	131.62	381.71	0.00	0.00	578.75	5,804.67	218.75	\$546.55
CIRCUIT AVG	912.87	233.16	153.71	422.32	0.00	334.34	902.95	1,625.73	360.64	\$607.67
06 CIRCUIT										
CABELL	933.95	241.50	36.36	269.63	0.00	330.96	797.99	1,687.35	272.05	\$260.19
CIRCUIT AVG	933.95	241.50	36.36	269.63	0.00	330.96	797.99	1,687.35	272.05	\$260.19

**WEST VIRGINIA PUBLIC DEFENDER SERVICES
AVERAGE COST BY CASE TYPE
FISCAL YEAR 1999**

CIRCUIT COUNTY	FELONY	MISD	MENTAL HYGIENE	JUVENILE	PAT.	PAROLE PROBAT REV	TERM ABUSE	HABEAS SUP. CT.	OTHER	TOTAL AVERAGE
07 CIRCUIT										
LOGAN	1,056.15	272.10	119.00	405.71	0.00	617.96	836.47	2,986.95	732.72	\$510.99
CIRCUIT AVG	1,056.15	272.10	119.00	405.71	0.00	617.96	836.47	2,986.95	732.72	\$510.99
08 CIRCUIT										
MCDOWELL	1,469.60	341.77	126.20	237.54	0.00	2,490.00	819.81	429.00	248.64	\$654.34
CIRCUIT AVG	1,469.60	341.77	126.20	237.54	0.00	2,490.00	819.81	429.00	248.64	\$654.34
09 CIRCUIT										
MERCER	1,213.70	285.86	108.32	763.82	811.50	407.91	824.55	1,230.16	952.01	\$764.13
CIRCUIT AVG	1,213.70	285.86	108.32	763.82	811.50	407.91	824.55	1,230.16	952.01	\$764.13
10 CIRCUIT										
RALEIGH	718.38	258.67	73.21	436.69	0.00	376.73	1,313.85	1,039.11	520.93	\$490.05
CIRCUIT AVG	718.38	258.67	73.21	436.69	0.00	376.73	1,313.85	1,039.11	520.93	\$490.05
11 CIRCUIT										
GREENBRIER	1,183.91	348.50	110.05	286.26	267.83	431.06	1,512.75	1,802.30	478.58	\$533.42
POCAHONTAS	1,111.63	281.91	102.42	224.06	0.00	0.00	1,097.90	0.00	574.71	\$413.33
CIRCUIT AVG	1,167.95	330.78	107.70	277.38	267.83	431.06	1,448.93	1,802.30	506.62	\$504.70
12 CIRCUIT										
FAYETTE	1,207.41	324.24	110.00	580.35	0.00	1,447.60	702.30	1,414.88	0.00	\$761.36
CIRCUIT AVG	1,207.41	324.24	110.00	580.35	0.00	1,447.60	702.30	1,414.88	0.00	\$761.36
13 CIRCUIT										
KANAWHA	910.95	292.95	116.24	400.61	655.73	657.42	880.83	1,875.68	385.15	\$417.52
CIRCUIT AVG	910.95	292.95	116.24	400.61	655.73	657.42	880.83	1,875.68	385.15	\$417.52
14 CIRCUIT										
BRAXTON	1,044.70	433.47	135.28	317.31	0.00	622.64	1,167.75	217.00	481.55	\$601.62
CLAY	910.14	293.07	199.35	446.98	0.00	482.46	988.76	1,035.91	366.34	\$493.14
GILMER	1,355.72	363.54	210.81	497.69	0.00	0.00	867.26	244.93	616.70	\$649.34
WEBSTER	1,135.56	274.84	110.51	166.44	70.69	702.20	861.26	3,252.56	302.08	\$662.98
CIRCUIT AVG	1,068.97	327.86	159.25	338.07	70.69	622.40	944.24	1,691.20	440.84	\$587.06

**WEST VIRGINIA PUBLIC DEFENDER SERVICES
AVERAGE COST BY CASE TYPE
FISCAL YEAR 1999**

CIRCUIT COUNTY	FELONY	MISD	MENTAL HYGIENE	JUVENILE	PAT.	PAROLE PROBAT REV	TERM ABUSE	HABEAS SUP. CT.	OTHER	TOTAL AVERAGE
15 CIRCUIT										
HARRISON	1,321.81	515.86	173.25	775.30	0.00	532.01	1,540.24	2,474.57	457.33	\$1,181.43
CIRCUIT AVG	1,321.81	515.86	173.25	775.30	0.00	532.01	1,540.24	2,474.57	457.33	\$1,181.43
16 CIRCUIT										
MARION	830.91	288.64	130.12	288.12	0.00	413.11	753.70	2,484.29	406.78	\$414.58
CIRCUIT AVG	830.91	288.64	130.12	288.12	0.00	413.11	753.70	2,484.29	406.78	\$414.58
17 CIRCUIT										
MONONGALIA	958.81	413.69	102.56	652.92	0.00	546.30	1,243.68	2,061.95	592.27	\$513.03
CIRCUIT AVG	958.81	413.69	102.56	652.92	0.00	546.30	1,243.68	2,061.95	592.27	\$513.03
18 CIRCUIT										
PRESTON	1,075.81	464.49	123.76	617.79	0.00	356.96	1,815.59	1,400.96	337.28	\$919.89
CIRCUIT AVG	1,075.81	464.49	123.76	617.79	0.00	356.96	1,815.59	1,400.96	337.28	\$919.89
19 CIRCUIT										
BARBOUR	577.72	319.18	188.85	294.00	0.00	280.75	467.02	1,758.00	334.71	\$383.48
TAYLOR	666.55	230.10	148.20	249.01	0.00	353.60	730.84	471.33	249.83	\$319.77
CIRCUIT AVG	620.25	257.44	161.57	264.86	0.00	332.79	597.60	793.00	295.54	\$343.49
20 CIRCUIT										
RANDOLPH	1,378.71	434.73	164.53	515.36	0.00	419.55	1,386.10	1,039.75	473.27	\$680.16
CIRCUIT AVG	1,378.71	434.73	164.53	515.36	0.00	419.55	1,386.10	1,039.75	473.27	\$680.16
21 CIRCUIT										
GRANT	1,744.23	357.10	161.56	367.17	0.00	336.24	2,074.18	1,154.39	507.95	\$780.23
MINERAL	617.70	401.20	136.84	291.88	0.00	325.20	907.73	533.88	384.60	\$500.31
TUCKER	710.08	345.68	0.00	621.18	0.00	542.81	996.21	0.00	1,354.99	\$661.00
CIRCUIT AVG	832.79	372.47	147.43	319.94	0.00	334.42	1,171.19	906.19	609.23	\$599.53
22 CIRCUIT										
HAMPSHIRE	889.09	272.48	128.75	504.01	0.00	215.50	1,257.40	1,163.70	1,201.89	\$507.30
HARDY	971.24	394.71	105.20	826.31	0.00	475.88	1,798.24	1,416.08	590.02	\$687.41
PENDLETON	1,573.92	377.69	400.70	684.44	0.00	550.50	1,497.00	2,019.26	871.81	\$1,019.49
CIRCUIT AVG	1,035.10	324.14	144.17	710.95	0.00	489.67	1,486.56	1,552.36	838.26	\$646.37

**WEST VIRGINIA PUBLIC DEFENDER SERVICES
AVERAGE COST BY CASE TYPE
FISCAL YEAR 1999**

CIRCUIT COUNTY	FELONY	MISD	MENTAL HYGIENE	JUVENILE	PAT.	PAROLE PROBAB REV	TERM ABUSE	HABEAS SUP. CT.	OTHER	TOTAL AVERAGE
23 CIRCUIT										
BERKELEY	1,098.48	306.27	150.53	479.14	0.00	175.53	1,109.84	2,061.04	1,076.19	\$766.51
JEFFERSON	1,568.57	356.95	109.23	579.66	0.00	443.50	1,324.96	3,400.32	334.00	\$1,000.75
MORGAN	1,185.91	570.85	118.73	313.27	0.00	265.71	615.68	949.20	0.00	\$581.21
CIRCUIT AVG	1,289.57	377.77	142.70	482.95	0.00	252.46	1,124.56	2,172.95	983.42	\$814.72
24 CIRCUIT										
WAYNE	1,149.07	273.97	88.55	283.28	0.00	1,314.36	796.14	1,202.80	234.98	\$524.66
CIRCUIT AVG	1,149.07	273.97	88.55	283.28	0.00	1,314.36	796.14	1,202.80	234.98	\$524.66
25 CIRCUIT										
BOONE	1,043.95	229.70	119.61	253.82	0.00	397.28	1,001.58	297.75	367.60	\$394.75
LINCOLN	1,144.07	326.03	102.70	328.17	0.00	327.50	972.40	557.89	336.65	\$527.77
CIRCUIT AVG	1,099.52	275.02	112.57	299.55	0.00	355.41	979.19	427.82	362.71	\$465.02
26 CIRCUIT										
LEWIS	1,066.63	325.14	124.56	647.72	0.00	546.31	672.65	1,327.17	482.27	\$319.69
UPSHUR	1,280.03	351.63	94.81	712.06	0.00	442.22	852.26	1,607.33	541.18	\$679.31
CIRCUIT AVG	1,200.72	342.08	120.65	695.19	0.00	476.92	765.02	1,436.12	516.19	\$460.53
27 CIRCUIT										
WYOMING	963.10	388.74	162.63	343.05	0.00	1,602.77	1,039.69	2,303.80	546.78	\$581.30
CIRCUIT AVG	963.10	388.74	162.63	343.05	0.00	1,602.77	1,039.69	2,303.80	546.78	\$581.30
28 CIRCUIT										
NICHOLAS	925.59	215.55	98.36	315.75	0.00	197.67	861.59	2,647.59	541.72	\$691.48
CIRCUIT AVG	925.59	215.55	98.36	315.75	0.00	197.67	861.59	2,647.59	541.72	\$691.48
29 CIRCUIT										
MASON	1,360.77	330.97	155.42	759.82	281.00	556.30	532.71	2,510.85	660.25	\$562.61
PUTNAM	963.62	306.77	107.00	491.44	0.00	378.20	1,254.44	2,457.12	454.35	\$521.29
CIRCUIT AVG	1,115.01	316.01	139.94	596.46	281.00	449.44	929.66	2,473.24	567.95	\$538.89
30 CIRCUIT										
MINGO	948.53	350.41	123.31	317.61	1,918.94	356.25	826.32	762.45	452.74	\$622.38
CIRCUIT AVG	948.53	350.41	123.31	317.61	1,918.94	356.25	826.32	762.45	452.74	\$622.38

**WEST VIRGINIA PUBLIC DEFENDER SERVICES
AVERAGE COST BY CASE TYPE
FISCAL YEAR 1999**

CIRCUIT COUNTY	FELONY	MISD	MENTAL HYGIENE	JUVENILE	PAT.	PAROLE PROBATION REV	TERM ABUSE	HABEAS SUP. CT.	OTHER	TOTAL AVERAGE
31 MONROE	743.39	282.29	164.73	185.87	0.00	106.91	1,399.81	3,363.23	145.50	\$489.62
SUMMERS	906.25	308.09	124.08	399.25	0.00	459.82	832.02	0.00	425.85	\$552.93
CIRCUIT AVG	865.23	299.68	140.34	339.97	0.00	395.65	1,048.32	3,363.23	394.70	\$534.37
STATE AVG	1,007.37	328.80	99.48	392.43	574.66	450.36	997.73	1,673.72	485.12	\$526.92

**WEST VIRGINIA PUBLIC DEFENDER SERVICES
 AVERAGE TOTAL PER CHARGE FOR FY 1999
 (ALPHABETICAL ORDER)**

ABUSE & NEGLECT	\$995.23
ACCESSORY	\$659.78
AGGRAVATED ROBBERY	\$1,287.86
AIDING & ABETTING	\$631.72
ANIMAL CONTROL	\$308.33
ARSON	\$860.41
ASSAULT & BATTERY	\$332.24
ATTEMPT	\$833.60
AUTO TAMPERING	\$339.79
BIGAMY	\$551.90
BOMB THREAT	\$248.50
BOND REDUCTION	\$368.78
BRANDISHING WEAPON	\$343.02
BREAKING & ENTERING	\$706.47
BURGLARY	\$819.31
CIVIL RIGHTS VIOLATION	\$457.92
CONCEAL A MINOR	\$365.84
CONSPIRACY	\$805.76
CONTEMPT	\$449.20
CONTRIBUTE DEL MINOR	\$310.36
CONTROLLED SUBSTANCES	\$674.68
COUNTERFEITING	\$531.62
CRUELTY TO ANIMALS	\$587.95
DEADLY WEAPON	\$368.22
DESTRUCTION OF PROPERTY	\$380.70
DISORDERLY CONDUCT	\$286.03
DISTURB THE PEACE	\$374.94
DNR CHARGE	\$399.09
DOMESTIC VIOLENCE	\$323.19
DUI 1ST OFFENSE	\$355.65
DUI 2ND OFFENSE	\$324.70
DUI 3RD OFFENSE	\$752.09
DUI W/ INJURY	\$804.49
EMBEZZLEMENT	\$959.44
EXTRADITION	\$490.02
FAIL MAINTAIN CONTROL	\$334.62
FAIL STOP/EMERGENCY	\$205.17
FAIL TO REG SEX OFFENDER	\$267.40
FAILURE TO APPEAR	\$301.88
FALSE INFORMATION	\$363.40
FALSE PRETENSES	\$685.41
FALSE SWEARING	\$515.07
FLEEING VEHICLE W/DUI	\$592.61
FORFEITURE	\$387.91
FORGERY & UTTERING	\$535.81
FRAUD	\$530.26
FUGITIVE/JUSTICE	\$371.19
FURLOUGH REQUEST	\$256.50

**WEST VIRGINIA PUBLIC DEFENDER SERVICES
AVERAGE TOTAL PER CHARGE FOR FY 1999
(ALPHABETICAL ORDER)**

GRAND LARCENY	\$777.01
GUARDIAN ADULT	\$995.66
GUARDIAN CHILDREN	\$999.71
HABEAS CORPUS	\$1,330.46
HARASSMENT	\$386.75
HARBOR FUGITIVE	\$250.90
HAZING	\$515.50
HIT & RUN	\$754.43
HOME CONFINEMENT	\$364.97
ILLEGAL SALE ALCOHOL	\$779.50
INCEST	\$1,556.52
INDECENT EXPOSURE	\$437.27
INTIMIDATE WITNESS	\$662.50
INVOL MANSLAUGHTER	\$3,478.87
JAIL ESCAPE	\$604.85
JOYRIDING	\$338.30
JUVENILE	\$392.43
KIDNAPPING	\$1,772.68
LEAVE SCENE ACCIDENT	\$285.69
LITTERING	\$383.38
LOITERING	\$274.00
MAGISTRATE APPEAL	\$793.06
MAKE/USE EXPLOSIVES	\$885.43
MALICIOUS ASSAULT	\$1,193.16
MALICIOUS WOUNDING	\$875.02
MANDAMUS	\$193.50
MENTAL HYGIENE	\$99.48
MURDER	\$4,872.32
NEGLIGENT HOMICIDE	\$1,585.90
NO OPERATORS	\$283.57
NO PROOF OF INS	\$297.89
OBSTRUCTION JUSTICE	\$333.95
OPEN CONTAINER	\$261.30
OTHER	\$546.63
PAROLE/PROBATION	\$450.36
PATERNITY	\$574.66
PEACE WARRANT	\$328.41
PERJURY	\$423.12
PERMIT UNAUTH/DRIVE	\$312.58
PERMITTING DUI	\$326.80
PETIT LARCENY	\$324.13
PROHIBITION	\$1,999.11
PUBLIC INTOXICATION	\$283.74
REC/TRANS STOLEN PRO	\$523.11
RECKLESS DRIVING	\$318.27
RESISTING ARREST	\$314.73
ROBBERY	\$904.68
SCHOOL BUS VIOLATION	\$295.31

**WEST VIRGINIA PUBLIC DEFENDER SERVICES
AVERAGE TOTAL PER CHARGE FOR FY 1999
(ALPHABETICAL ORDER)**

SENTENCE REDUCTION	\$376.43
SEXUAL ABUSE	\$1,193.18
SEXUAL ASSAULT	\$1,562.26
SHOOT W/N 500 FEET	\$297.61
SHOPLIFTING	\$408.13
SOLICIT/PROSTITUTION	\$450.25
SPEEDING	\$248.89
STALKING	\$595.55
SUPREME COURT APPEAL	\$1,983.69
SUSPEND/REV LICENSE	\$336.01
TERM PARENTAL RIGHTS	\$1,091.45
THEFT	\$374.31
TRAFFIC CONT DEVICE	\$330.79
TRESPASSING	\$307.11
TRUANCY	\$252.19
UNCASED GUN/VEHICLE	\$223.00
UNDER AGE DRINKING	\$264.50
UNLAWFUL DUMP	\$320.33
UNLAWFUL WOUNDING	\$618.58
VEHICLE INSP/REG	\$342.89
VOL MANSLAUGHTER	\$918.25
WANTON ENDANGERMENT	\$890.13
WELFARE FRAUD	\$537.90
WITNESS	\$340.61
WORK RELEASE	\$256.51
STATE AVERAGE	\$526.92

**WEST VIRGINIA PUBLIC DEFENDER SERVICES
 AVERAGE TOTAL PER CHARGE FOR FY 1999
 (IN DESCENDING ORDER BY AVERAGE TOTAL)**

\$4,872.32	MURDER
\$3,478.87	INVOL MANSLAUGHTER
\$1,999.11	PROHIBITION
\$1,983.69	SUPREME COURT APPEAL
\$1,772.68	KIDNAPPING
\$1,585.90	NEGLIGENT HOMICIDE
\$1,562.26	SEXUAL ASSAULT
\$1,556.52	INCEST
\$1,330.46	HABEAS CORPUS
\$1,287.86	AGGRAVATED ROBBERY
\$1,193.18	SEXUAL ABUSE
\$1,193.16	MALICIOUS ASSAULT
\$1,091.45	TERM PARENTAL RIGHTS
\$999.71	GUARDIAN CHILDREN
\$995.66	GUARDIAN ADULT
\$995.23	ABUSE & NEGLECT
\$959.44	EMBEZZLEMENT
\$918.25	VOL MANSLAUGHTER
\$904.68	ROBBERY
\$890.13	WANTON ENDANGERMENT
\$885.43	MAKE/USE EXPLOSIVES
\$875.02	MALICIOUS WOUNDING
\$860.41	ARSON
\$833.60	ATTEMPT
\$819.31	BURGLARY
\$805.76	CONSPIRACY
\$804.49	DUI W/ INJURY
\$793.06	MAGISTRATE APPEAL
\$779.50	ILLEGAL SALE ALCOHOL
\$777.01	GRAND LARCENY
\$754.43	HIT & RUN
\$752.09	DUI 3RD OFFENSE
\$706.47	BREAKING & ENTERING
\$685.41	FALSE PRETENSES
\$674.68	CONTROLLED SUBSTANCES
\$662.50	INTIMIDATE WITNESS
\$659.78	ACCESSORY
\$631.72	AIDING & ABETTING
\$618.58	UNLAWFUL WOUNDING
\$604.85	JAIL ESCAPE
\$595.55	STALKING
\$592.61	FLEEING VEHICLE W/DUI
\$587.95	CRUELTY TO ANIMALS
\$574.66	PATERNITY
\$551.90	BIGAMY
\$546.63	OTHER
\$537.90	WELFARE FRAUD
\$535.81	FORGERY & UTTERING

**WEST VIRGINIA PUBLIC DEFENDER SERVICES
 AVERAGE TOTAL PER CHARGE FOR FY 1999
 (IN DESCENDING ORDER BY AVERAGE TOTAL)**

\$531.62	COUNTERFEITING
\$530.26	FRAUD
\$523.11	REC/TRANS STOLEN PRO
\$515.50	HAZING
\$515.07	FALSE SWEARING
\$490.02	EXTRADITION
\$457.92	CIVIL RIGHTS VIOLATION
\$450.36	PAROLE/PROBATION
\$450.25	SOLICIT/PROSTITUTION
\$449.20	CONTEMPT
\$437.27	INDECENT EXPOSURE
\$423.12	PERJURY
\$408.13	SHOPLIFTING
\$399.09	DNR CHARGE
\$392.43	JUVENILE
\$387.91	FORFEITURE
\$386.75	HARASSMENT
\$383.38	LITTERING
\$380.70	DESTRUCTION OF PROPERTY
\$376.43	SENTENCE REDUCTION
\$374.94	DISTURB THE PEACE
\$374.31	THEFT
\$371.19	FUGITIVE/JUSTICE
\$368.78	BOND REDUCTION
\$368.22	DEADLY WEAPON
\$365.84	CONCEAL A MINOR
\$364.97	HOME CONFINEMENT
\$363.40	FALSE INFORMATION
\$355.65	DUI 1ST OFFENSE
\$343.02	BRANDISHING WEAPON
\$342.89	VEHICLE INSP/REG
\$340.61	WITNESS
\$339.79	AUTO TAMPERING
\$338.30	JOYRIDING
\$336.01	SUSPEND/REV LICENSE
\$334.62	FAIL MAINTAIN CONTROL
\$333.95	OBSTRUCTION JUSTICE
\$332.24	ASSAULT & BATTERY
\$330.79	TRAFFIC CONT DEVICE
\$328.41	PEACE WARRANT
\$326.80	PERMITTING DUI
\$324.70	DUI 2ND OFFENSE
\$324.13	PETIT LARCENY
\$323.19	DOMESTIC VIOLENCE
\$320.33	UNLAWFUL DUMP
\$318.27	RECKLESS DRIVING
\$314.73	RESISTING ARREST
\$312.58	PERMIT UNAUTH/DRIVE

**WEST VIRGINIA PUBLIC DEFENDER SERVICES
AVERAGE TOTAL PER CHARGE FOR FY 1999
(IN DESCENDING ORDER BY AVERAGE TOTAL)**

\$310.36	CONTRIBUTE DEL MINOR
\$308.33	ANIMAL CONTROL
\$307.11	TRESPASSING
\$301.88	FAILURE TO APPEAR
\$297.89	NO PROOF OF INS
\$297.61	SHOOT W/N 500 FEET
\$295.31	SCHOOL BUS VIOLATION
\$286.03	DISORDERLY CONDUCT
\$285.69	LEAVE SCENE ACCIDENT
\$283.74	PUBLIC INTOXICATION
\$283.57	NO OPERATORS
\$274.00	LOITERING
\$267.40	FAIL TO REG SEX OFFENDER
\$264.50	UNDER AGE DRINKING
\$261.30	OPEN CONTAINER
\$256.51	WORK RELEASE
\$256.50	FURLOUGH REQUEST
\$252.19	TRUANCY
\$250.90	HARBOR FUGITIVE
\$248.89	SPEEDING
\$248.50	BOMB THREAT
\$223.00	UNCASED GUN/VEHICLE
\$205.17	FAIL STOP/EMERGENCY
\$193.50	MANDAMUS
\$99.48	MENTAL HYGIENE
\$526.92	STATE AVERAGE

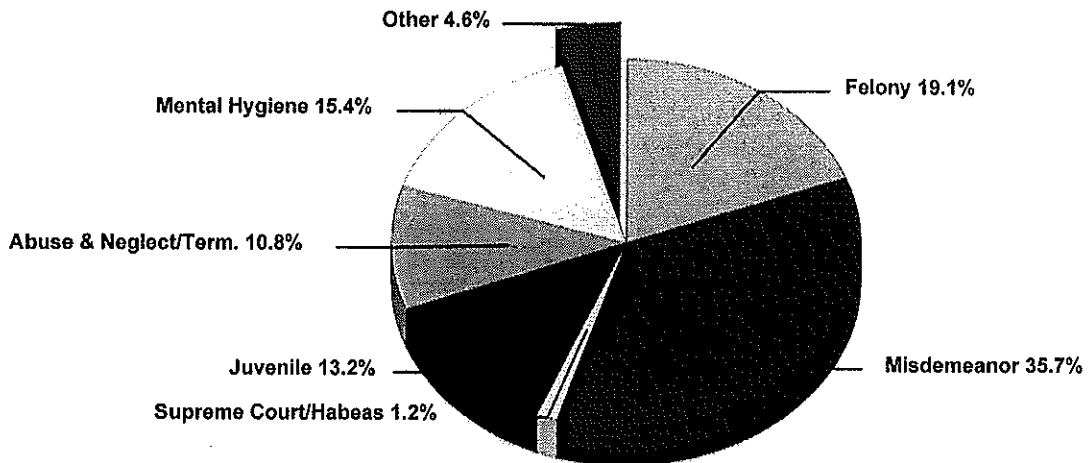
APPOINTED COUNSEL CLAIMS PAID IN FY 1999

Felony	4,822
Misdemeanor	9,011
Supreme Court/Habeas	314
Juvenile	3,338
Abuse & Neglect/Term.	2,729
Mental Hygiene	3,895
Other	1,157

Paternity, Parole/Probation Rev., Mag. Ct. Mandamus/Prohibition, Extradition, Contempt, Fugitive, Other

TOTAL CLAIMS PAID	25,266
--------------------------	---------------

APPOINTED COUNSEL CLAIMS PAID FY 1999 BY CASE TYPE



**WEST VIRGINIA PUBLIC DEFENDER SERVICES
APPOINTED COUNSEL CLAIMS PAID BY CASE TYPE
FISCAL YEAR 1999**

CIRCUIT	FELONY	MISD	MENTAL HYGIENE	JUVENILE	PAT.	PAROLE PROBAT REV	TERM ABUSE	HABEAS SUP. CT.	OTHER	TOTAL CLAIMS
01 CIRCUIT TOTAL	82	86	83	36	0	5	142	6	10	450
02 CIRCUIT TOTAL	32	42	11	39	0	4	46	7	3	184
03 CIRCUIT TOTAL	111	252	16	29	0	7	42	7	24	488
04 CIRCUIT TOTAL	683	1,288	158	193	2	45	232	35	108	2,744
05 CIRCUIT TOTAL	56	66	13	52	0	7	70	7	11	282
06 CIRCUIT TOTAL	167	205	1,025	154	0	16	185	13	9	1,774
07 CIRCUIT TOTAL	71	287	1	127	0	13	85	4	21	609
08 CIRCUIT TOTAL	83	118	26	59	0	1	53	1	7	348
09 CIRCUIT TOTAL	155	116	38	66	1	18	204	5	13	616
10 CIRCUIT TOTAL	88	83	146	29	0	4	73	3	6	432
11 CIRCUIT TOTAL	154	342	146	112	3	8	39	4	24	832
12 CIRCUIT TOTAL	32	31	1	19	0	1	21	6	0	111
13 CIRCUIT TOTAL	549	1,606	601	239	5	19	189	16	73	3,297
14 CIRCUIT TOTAL	178	366	33	82	1	16	98	12	32	818
15 CIRCUIT TOTAL	48	44	2	26	0	10	86	10	3	229
16 CIRCUIT TOTAL	300	624	196	702	0	89	145	24	63	2,143
17 CIRCUIT TOTAL	228	450	285	53	0	14	45	10	48	1,133
18 CIRCUIT TOTAL	116	116	27	48	0	13	85	27	19	451
19 CIRCUIT TOTAL	94	303	73	210	0	7	99	12	13	811
20 CIRCUIT TOTAL	118	317	65	65	0	10	58	11	13	657
21 CIRCUIT TOTAL	133	95	21	112	0	32	64	10	19	486
22 CIRCUIT TOTAL	127	280	10	57	0	19	38	7	36	574
23 CIRCUIT TOTAL	150	87	97	116	0	7	113	28	8	606
24 CIRCUIT TOTAL	51	47	78	74	0	1	110	3	3	367
25 CIRCUIT TOTAL	227	423	149	265	0	25	73	4	19	1,185
26 CIRCUIT TOTAL	148	147	434	61	0	21	70	18	33	932
27 CIRCUIT TOTAL	157	355	12	99	0	3	68	2	19	715
28 CIRCUIT TOTAL	32	16	7	15	0	3	36	3	4	116
29 CIRCUIT TOTAL	202	487	122	115	1	15	40	10	29	1,021
30 CIRCUIT TOTAL	115	157	9	30	1	4	99	8	16	439
31 CIRCUIT TOTAL	135	175	10	54	0	11	21	1	9	416
STATE TOTAL	4,822	9,011	3,895	3,338	14	448	2,729	314	695	25,266

**WEST VIRGINIA PUBLIC DEFENDER SERVICES
APPOINTED COUNSEL CLAIMS PAID BY CASE TYPE
FISCAL YEAR 1999**

CIRCUIT COUNTY	FELONY	MISD	MENTAL HYGIENE	JUVENILE	PAT.	PAROLE PROBATION REV	TERM ABUSE	HABEAS SUP. CT.	OTHER	TOTAL CLAIMS
01 CIRCUIT										
BROOKE	15	14	30	15	0	2	20	0	2	98
HANCOCK	26	6	47	6	0	1	22	0	1	109
OHIO	41	66	6	15	0	2	100	6	7	243
CIRCUIT TOTAL	82	86	83	36	0	5	142	6	10	450
02 CIRCUIT										
MARSHALL	16	33	2	18	0	0	9	3	0	81
TYLER	7	3	1	6	0	0	19	3	2	41
WETZEL	9	6	8	15	0	4	18	1	1	62
CIRCUIT TOTAL	32	42	11	39	0	4	46	7	3	184
03 CIRCUIT										
DODDRIDGE	43	61	4	11	0	1	3	1	4	128
PLEASANTS	21	83	4	12	0	4	7	2	14	147
RITCHIE	47	108	8	6	0	2	32	4	6	213
CIRCUIT TOTAL	111	252	16	29	0	7	42	7	24	488
04 CIRCUIT										
WIRT	20	47	3	5	0	2	20	4	4	105
WOOD	663	1,241	155	188	2	43	212	31	104	2,639
CIRCUIT TOTAL	683	1,288	158	193	2	45	232	35	108	2,744
05 CIRCUIT										
CALHOUN	6	10	4	10	0	2	18	3	1	54
JACKSON	31	42	7	28	0	5	28	3	8	152
ROANE	19	14	2	14	0	0	24	1	2	76
CIRCUIT TOTAL	56	66	13	52	0	7	70	7	11	282
06 CIRCUIT										
CABELL	167	205	1,025	154	0	16	185	13	9	1,774
CIRCUIT TOTAL	167	205	1,025	154	0	16	185	13	9	1,774
07 CIRCUIT										
LOGAN	71	287	1	127	0	13	85	4	21	609
CIRCUIT TOTAL	71	287	1	127	0	13	85	4	21	609

**WEST VIRGINIA PUBLIC DEFENDER SERVICES
APPOINTED COUNSEL CLAIMS PAID BY CASE TYPE
FISCAL YEAR 1999**

CIRCUIT COUNTY	FELONY	MISD	MENTAL HYGIENE	JUVENILE	PAT.	PAROLE PROBAT REV	TERM ABUSE	HABEAS SUP. CT.	OTHER	TOTAL CLAIMS
08 CIRCUIT										
MCDOWELL	83	118	26	59	0	1	53	1	7	348
CIRCUIT TOTAL	83	118	26	59	0	1	53	1	7	348
09 CIRCUIT										
MERCER	155	116	38	66	1	18	204	5	13	616
CIRCUIT TOTAL	155	116	38	66	1	18	204	5	13	616
10 CIRCUIT										
RALEIGH	88	83	146	29	0	4	73	3	6	432
CIRCUIT TOTAL	88	83	146	29	0	4	73	3	6	432
11 CIRCUIT										
GREENBRIER	120	251	101	96	3	8	33	4	17	633
POCAHONTAS	34	91	45	16	0	0	6	0	7	199
CIRCUIT TOTAL	154	342	146	112	3	8	39	4	24	832
12 CIRCUIT										
FAYETTE	32	31	1	19	0	1	21	6	0	111
CIRCUIT TOTAL	32	31	1	19	0	1	21	6	0	111
13 CIRCUIT										
KANAWHA	549	1,606	601	239	5	19	189	16	73	3,297
CIRCUIT TOTAL	549	1,606	601	239	5	19	189	16	73	3,297
14 CIRCUIT										
BRAXTON	45	74	16	25	0	5	16	2	11	194
CLAY	53	153	8	32	0	4	24	3	9	286
GILMER	19	55	5	4	0	0	28	2	6	119
WEBSTER	61	84	4	21	1	7	30	5	6	219
CIRCUIT TOTAL	178	366	33	82	1	16	98	12	32	818
15 CIRCUIT										
HARRISON	48	44	2	26	0	10	86	10	3	229
CIRCUIT TOTAL	48	44	2	26	0	10	86	10	3	229
16 CIRCUIT										
MARION	300	624	196	702	0	89	145	24	63	2,143
CIRCUIT TOTAL	300	624	196	702	0	89	145	24	63	2,143

**WEST VIRGINIA PUBLIC DEFENDER SERVICES
APPOINTED COUNSEL CLAIMS PAID BY CASE TYPE
FISCAL YEAR 1999**

CIRCUIT COUNTY	FELONY	MISD	MENTAL HYGIENE	JUVENILE	PAT.	PAROLE PROBAT REV	TERM ABUSE	HABEAS SUP. CT.	OTHER	TOTAL CLAIMS
17 CIRCUIT										
MONONGALIA	228	450	285	53	0	14	45	10	48	1,133
CIRCUIT TOTAL	228	450	285	53	0	14	45	10	48	1,133
18 CIRCUIT										
PRESTON	116	116	27	48	0	13	85	27	19	451
CIRCUIT TOTAL	116	116	27	48	0	13	85	27	19	451
19 CIRCUIT										
BARBOUR	49	93	24	74	0	2	50	3	7	302
TAYLOR	45	210	49	136	0	5	49	9	6	509
CIRCUIT TOTAL	94	303	73	210	0	7	99	12	13	811
20 CIRCUIT										
RANDOLPH	118	317	65	65	0	10	58	11	13	657
CIRCUIT TOTAL	118	317	65	65	0	10	58	11	13	657
21 CIRCUIT										
GRANT	24	43	9	33	0	7	14	6	11	147
MINERAL	92	37	12	77	0	24	44	4	5	295
TUCKER	17	15	0	2	0	1	6	0	3	44
CIRCUIT TOTAL	133	95	21	112	0	32	64	10	19	486
22 CIRCUIT										
HAMPSHIRE	48	160	4	16	0	1	18	1	10	258
HARDY	59	108	5	31	0	11	13	4	16	247
PENDLETON	20	12	1	10	0	7	7	2	10	69
CIRCUIT TOTAL	127	280	10	57	0	19	38	7	36	574
23 CIRCUIT										
BERKELEY	76	36	77	48	0	3	69	22	7	338
JEFFERSON	58	34	13	44	0	1	33	4	1	188
MORGAN	16	17	7	24	0	3	11	2	0	80
CIRCUIT TOTAL	150	87	97	116	0	7	113	28	8	606
24 CIRCUIT										
WAYNE	51	47	78	74	0	1	110	3	3	367
CIRCUIT TOTAL	51	47	78	74	0	1	110	3	3	367

**WEST VIRGINIA PUBLIC DEFENDER SERVICES
APPOINTED COUNSEL CLAIMS PAID BY CASE TYPE
FISCAL YEAR 1999**

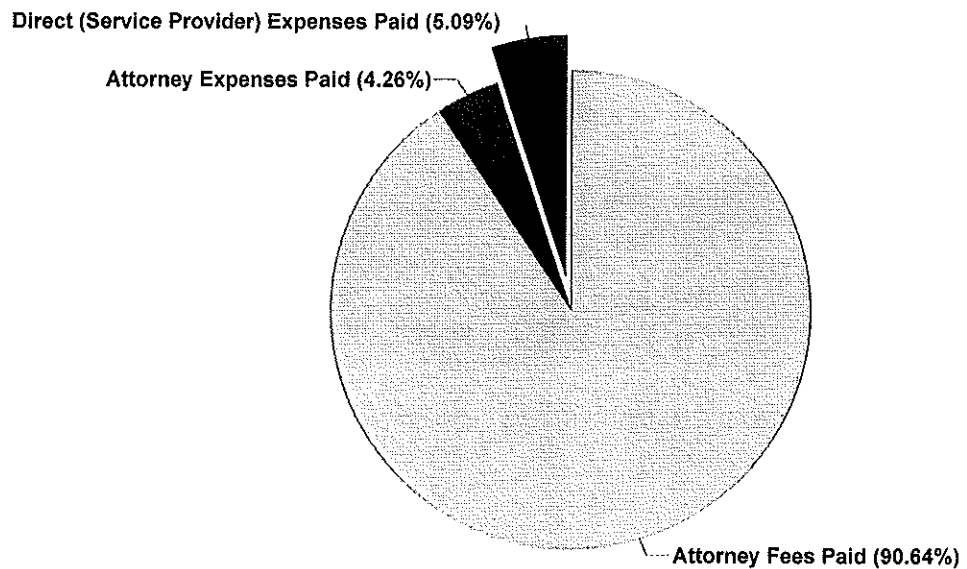
CIRCUIT COUNTY	FELONY	MISD	MENTAL HYGIENE	JUVENILE	PAT.	PAROLE PROBAT REV	TERM ABUSE	HABEAS SUP. CT.	OTHER	TOTAL CLAIMS
25 CIRCUIT										
BOONE	101	224	87	102	0	10	17	2	16	559
LINCOLN	126	199	62	163	0	15	56	2	3	626
CIRCUIT TOTAL	227	423	149	265	0	25	73	4	19	1,185
26 CIRCUIT										
LEWIS	55	53	377	16	0	7	34	11	14	567
UPSHUR	93	94	57	45	0	14	36	7	19	365
CIRCUIT TOTAL	148	147	434	61	0	21	70	18	33	932
27 CIRCUIT										
WYOMING	157	355	12	99	0	3	68	2	19	715
CIRCUIT TOTAL	157	355	12	99	0	3	68	2	19	715
28 CIRCUIT										
NICHOLAS	32	16	7	15	0	3	36	3	4	116
CIRCUIT TOTAL	32	16	7	15	0	3	36	3	4	116
29 CIRCUIT										
MASON	77	186	83	45	1	6	18	3	16	435
PUTNAM	125	301	39	70	0	9	22	7	13	586
CIRCUIT TOTAL	202	487	122	115	1	15	40	10	29	1,021
30 CIRCUIT										
MINGO	115	157	9	30	1	4	99	8	16	439
CIRCUIT TOTAL	115	157	9	30	1	4	99	8	16	439
31 CIRCUIT										
MONROE	34	57	4	15	0	2	8	1	1	122
SUMMERS	101	118	6	39	0	9	13	0	8	294
CIRCUIT TOTAL	135	175	10	54	0	11	21	1	9	416
STATE TOTAL	4,822	9,011	3,895	3,338	14	448	2,729	314	695	25,266

APPOINTED COUNSEL DOLLARS FOR FY 1999

Attorney Fees Paid	\$12,067,659.01
Attorney Expenses Paid	\$567,357.86
Direct (Service Provider) Expenses Paid	\$678,120.84
Total Dollars Paid	\$13,313,137.71

APPOINTED COUNSEL DOLLAR SPENT

FY 1999



**WEST VIRGINIA PUBLIC DEFENDER SERVICES
SUMMARY REPORT FOR ATTORNEY HOURS/FEE/EXPENSES
FISCAL YEAR 1999**

CIRCUIT	ATTORNEY TOTAL HOURS	ATTORNEY FEE AMOUNT IN \$	ATTORNEY EXPENSE AMOUNT IN \$	DIRECT EXPENSE AMOUNT IN \$	EXPENSE TOTAL IN \$	GRAND TOTAL
01 CIRCUIT	9,139.92	436,226.00	23,023.71	11,891.46	34,915.17	471,141.17
02 CIRCUIT	2,237.43	110,954.50	5,500.65	4,478.75	9,979.40	120,933.90
03 CIRCUIT	6,360.48	308,701.50	29,471.86	31,125.75	60,597.61	369,299.11
04 CIRCUIT	22,651.10	1,100,747.50	106,181.58	178,315.41	284,496.99	1,385,244.49
05 CIRCUIT	3,149.70	164,648.50	5,203.71	1,510.37	6,714.08	171,362.58
06 CIRCUIT	8,161.60	420,546.00	16,743.09	24,288.23	41,031.32	461,577.32
07 CIRCUIT	6,034.00	296,496.00	12,216.63	2,480.00	14,696.63	311,192.63
08 CIRCUIT	3,993.80	197,083.50	8,445.03	22,183.13	30,628.16	227,711.66
09 CIRCUIT	8,593.04	422,007.00	25,404.31	23,290.43	48,694.74	470,701.74
10 CIRCUIT	4,186.10	206,802.50	4,106.77	791.08	4,897.85	211,700.35
11 CIRCUIT	7,905.38	376,900.00	29,524.49	13,483.40	43,007.89	419,907.89
12 CIRCUIT	1,307.90	64,333.50	2,018.13	18,159.05	20,177.18	84,510.68
13 CIRCUIT	25,239.56	1,264,024.51	16,565.22	95,977.75	112,542.97	1,376,567.48
14 CIRCUIT	8,844.70	430,817.50	35,335.47	14,064.04	49,399.51	480,217.01
15 CIRCUIT	5,477.47	259,346.00	5,476.03	5,725.94	11,201.97	270,547.97
16 CIRCUIT	17,858.16	857,021.00	19,074.39	12,356.66	31,431.05	888,452.05
17 CIRCUIT	11,166.70	533,531.50	33,174.81	14,561.24	47,736.05	581,267.55
18 CIRCUIT	8,178.90	391,263.00	20,003.71	3,603.68	23,607.39	414,870.39
19 CIRCUIT	5,766.60	274,839.00	1,522.48	2,212.50	3,734.98	278,573.98
20 CIRCUIT	8,758.79	420,523.50	13,850.42	12,494.36	26,344.78	446,868.28
21 CIRCUIT	5,812.10	276,872.50	5,646.15	8,851.35	14,497.50	291,370.00
22 CIRCUIT	6,718.90	329,098.50	24,760.35	17,159.71	41,920.06	371,018.56
23 CIRCUIT	8,717.02	426,732.00	25,196.94	41,789.12	66,986.06	493,718.06
24 CIRCUIT	3,423.00	177,403.00	10,758.00	4,390.20	15,148.20	192,551.20
25 CIRCUIT	9,934.70	505,385.50	13,093.99	32,570.05	45,664.04	551,049.54
26 CIRCUIT	7,809.50	381,639.50	19,482.73	28,090.55	47,573.28	429,212.78
27 CIRCUIT	8,215.60	393,366.00	8,580.83	13,680.61	22,261.44	415,627.44
28 CIRCUIT	1,525.90	75,535.50	3,132.33	1,544.41	4,676.74	80,212.24
29 CIRCUIT	10,690.90	518,800.50	15,937.73	15,469.36	31,407.09	550,207.59
30 CIRCUIT	5,133.53	255,033.00	10,948.72	7,244.45	18,193.17	273,226.17
31 CIRCUIT	3,924.50	190,980.50	16,977.60	14,337.80	31,315.40	222,295.90
STATE TOTAL	246,916.98	12,067,659.01	567,357.86	678,120.84	1,245,478.70	13,313,137.71

**WEST VIRGINIA PUBLIC DEFENDER SERVICES
SUMMARY REPORT FOR ATTORNEY HOURS/FEES/EXPENSES
FISCAL YEAR 1999**

CIRCUIT COUNTY	ATTORNEY TOTAL HOURS	ATTORNEY FEE AMOUNT IN \$	ATTORNEY EXPENSE AMOUNT IN \$	DIRECT EXPENSE AMOUNT IN \$	EXPENSE TOTAL IN \$	GRAND TOTAL
01 CIRCUIT						
BROOKE	1,772.90	84,414.50	3,652.07	1,200.00	4,852.07	89,266.57
HANCOCK	2,070.90	98,140.50	3,210.87	3,205.46	6,416.33	104,556.83
OHIO	5,296.12	253,671.00	16,160.77	7,486.00	23,646.77	277,317.77
CIRCUIT TOTAL	9,139.92	436,226.00	23,023.71	11,891.46	34,915.17	471,141.17
02 CIRCUIT						
MARSHALL	995.10	48,841.50	1,235.36	0.00	1,235.36	50,076.86
TYLER	514.63	26,758.50	1,832.14	2,235.00	4,067.14	30,825.64
WETZEL	727.70	35,354.50	2,433.15	2,243.75	4,676.90	40,031.40
CIRCUIT TOTAL	2,237.43	110,954.50	5,500.65	4,478.75	9,979.40	120,933.90
03 CIRCUIT						
DODDRIDGE	1,816.20	88,267.00	14,090.71	9,734.72	23,825.43	112,092.43
PLEASANTS	1,807.60	87,524.00	6,739.95	7,195.38	13,935.33	101,459.33
RITCHIE	2,736.68	132,910.50	8,641.20	14,195.65	22,836.85	155,747.35
CIRCUIT TOTAL	6,360.48	308,701.50	29,471.86	31,125.75	60,597.61	369,299.11
04 CIRCUIT						
WIRT	1,039.00	50,403.00	3,709.99	1,805.57	5,515.56	55,918.56
WOOD	21,612.10	1,050,344.50	102,471.59	176,509.84	278,981.43	1,329,325.93
CIRCUIT TOTAL	22,651.10	1,100,747.50	106,181.58	178,315.41	284,496.99	1,385,244.49
05 CIRCUIT						
CALHOUN	618.30	31,197.50	577.16	1,125.37	1,702.53	32,900.03
JACKSON	1,744.40	92,806.00	4,118.84	0.00	4,118.84	96,924.84
ROANE	787.00	40,645.00	507.71	385.00	892.71	41,537.71
CIRCUIT TOTAL	3,149.70	164,648.50	5,203.71	1,510.37	6,714.08	171,362.58
06 CIRCUIT						
CABELL	8,161.60	420,546.00	16,743.09	24,288.23	41,031.32	461,577.32
CIRCUIT TOTAL	8,161.60	420,546.00	16,743.09	24,288.23	41,031.32	461,577.32
07 CIRCUIT						
LOGAN	6,034.00	296,496.00	12,216.63	2,480.00	14,696.63	311,192.63
CIRCUIT TOTAL	6,034.00	296,496.00	12,216.63	2,480.00	14,696.63	311,192.63
08 CIRCUIT						
MCDOWELL	3,993.80	197,083.50	8,445.03	22,183.13	30,628.16	227,711.66
CIRCUIT TOTAL	3,993.80	197,083.50	8,445.03	22,183.13	30,628.16	227,711.66
09 CIRCUIT						
MERCER	8,593.04	422,007.00	25,404.31	23,290.43	48,694.74	470,701.74
CIRCUIT TOTAL	8,593.04	422,007.00	25,404.31	23,290.43	48,694.74	470,701.74

**WEST VIRGINIA PUBLIC DEFENDER SERVICES
SUMMARY REPORT FOR ATTORNEY HOURS/FEES/EXPENSES
FISCAL YEAR 1999**

CIRCUIT COUNTY	ATTORNEY TOTAL HOURS	ATTORNEY FEE AMOUNT IN \$	ATTORNEY EXPENSE AMOUNT IN \$	DIRECT EXPENSE AMOUNT IN \$	EXPENSE TOTAL IN \$	GRAND TOTAL
10 CIRCUIT						
RALEIGH	4,186.10	206,802.50	4,106.77	791.08	4,897.85	211,700.35
CIRCUIT TOTAL	4,186.10	206,802.50	4,106.77	791.08	4,897.85	211,700.35
11 CIRCUIT						
GREENBRIER	6,281.08	299,452.50	27,218.36	10,983.97	38,202.33	337,654.83
POCAHONTAS	1,624.30	77,447.50	2,306.13	2,499.43	4,805.56	82,253.06
CIRCUIT TOTAL	7,905.38	376,900.00	29,524.49	13,483.40	43,007.89	419,907.89
12 CIRCUIT						
FAYETTE	1,307.90	64,333.50	2,018.13	18,159.05	20,177.18	84,510.68
CIRCUIT TOTAL	1,307.90	64,333.50	2,018.13	18,159.05	20,177.18	84,510.68
13 CIRCUIT						
KANAWHA	25,239.56	1,264,024.51	16,565.22	95,977.75	112,542.97	1,376,567.48
CIRCUIT TOTAL	25,239.56	1,264,024.51	16,565.22	95,977.75	112,542.97	1,376,567.48
14 CIRCUIT						
BRAXTON	2,274.30	110,315.50	6,178.65	219.66	6,398.31	116,713.81
CLAY	2,405.60	119,036.00	12,137.35	9,865.91	22,003.26	141,039.26
GILMER	1,411.80	69,867.00	4,763.90	2,640.65	7,404.55	77,271.55
WEBSTER	2,753.00	131,599.00	12,255.57	1,337.82	13,593.39	145,192.39
CIRCUIT TOTAL	8,844.70	430,817.50	35,335.47	14,064.04	49,399.51	480,217.01
15 CIRCUIT						
HARRISON	5,477.47	259,346.00	5,476.03	5,725.94	11,201.97	270,547.97
CIRCUIT TOTAL	5,477.47	259,346.00	5,476.03	5,725.94	11,201.97	270,547.97
16 CIRCUIT						
MARION	17,858.16	857,021.00	19,074.39	12,356.66	31,431.05	888,452.05
CIRCUIT TOTAL	17,858.16	857,021.00	19,074.39	12,356.66	31,431.05	888,452.05
17 CIRCUIT						
MONONGALIA	11,166.70	533,531.50	33,174.81	14,561.24	47,736.05	581,267.55
CIRCUIT TOTAL	11,166.70	533,531.50	33,174.81	14,561.24	47,736.05	581,267.55
18 CIRCUIT						
PRESTON	8,178.90	391,263.00	20,003.71	3,603.68	23,607.39	414,870.39
CIRCUIT TOTAL	8,178.90	391,263.00	20,003.71	3,603.68	23,607.39	414,870.39
19 CIRCUIT						
BARBOUR	2,392.30	113,835.50	99.95	1,875.00	1,974.95	115,810.45
TAYLOR	3,374.30	161,003.50	1,422.53	337.50	1,760.03	162,763.53
CIRCUIT TOTAL	5,766.60	274,839.00	1,522.48	2,212.50	3,734.98	278,573.98

**WEST VIRGINIA PUBLIC DEFENDER SERVICES
SUMMARY REPORT FOR ATTORNEY HOURS/FEES/EXPENSES
FISCAL YEAR 1999**

CIRCUIT COUNTY	ATTORNEY TOTAL HOURS	ATTORNEY FEE AMOUNT IN \$	ATTORNEY EXPENSE AMOUNT IN \$	DIRECT EXPENSE AMOUNT IN \$	EXPENSE TOTAL IN \$	GRAND TOTAL
20 CIRCUIT						
RANDOLPH	8,758.79	420,523.50	13,850.42	12,494.36	26,344.78	446,868.28
CIRCUIT TOTAL	8,758.79	420,523.50	13,850.42	12,494.36	26,344.78	446,868.28
21 CIRCUIT						
GRANT	2,358.50	111,882.50	2,615.89	195.00	2,810.89	114,693.39
MINERAL	2,873.90	137,329.50	1,606.83	8,656.35	10,263.18	147,592.68
TUCKER	579.70	27,660.50	1,423.43	0.00	1,423.43	29,083.93
CIRCUIT TOTAL	5,812.10	276,872.50	5,646.15	8,851.35	14,497.50	291,370.00
22 CIRCUIT						
HAMPSHIRE	2,312.10	115,260.50	7,112.22	8,510.42	15,622.64	130,883.14
HARDY	3,168.20	154,485.00	11,936.60	3,369.04	15,305.64	169,790.64
PENDLETON	1,238.60	59,353.00	5,711.53	5,280.25	10,991.78	70,344.78
CIRCUIT TOTAL	6,718.90	329,098.50	24,760.35	17,159.71	41,920.06	371,018.56
23 CIRCUIT						
BERKELEY	4,708.62	232,372.00	7,160.97	19,547.75	26,708.72	259,080.72
JEFFERSON	3,152.80	151,684.00	14,815.57	21,641.37	36,456.94	188,140.94
MORGAN	855.60	42,676.00	3,220.40	600.00	3,820.40	46,496.40
CIRCUIT TOTAL	8,717.02	426,732.00	25,196.94	41,789.12	66,986.06	493,718.06
24 CIRCUIT						
WAYNE	3,423.00	177,403.00	10,758.00	4,390.20	15,148.20	192,551.20
CIRCUIT TOTAL	3,423.00	177,403.00	10,758.00	4,390.20	15,148.20	192,551.20
25 CIRCUIT						
BOONE	3,755.00	197,409.00	3,580.52	19,675.95	23,256.47	220,665.47
LINCOLN	6,179.70	307,976.50	9,513.47	12,894.10	22,407.57	330,384.07
CIRCUIT TOTAL	9,934.70	505,385.50	13,093.99	32,570.05	45,664.04	551,049.54
26 CIRCUIT						
LEWIS	3,312.20	161,983.00	11,523.58	7,757.45	19,281.03	181,264.03
UPSHUR	4,497.30	219,656.50	7,959.15	20,333.10	28,292.25	247,948.75
CIRCUIT TOTAL	7,809.50	381,639.50	19,482.73	28,090.55	47,573.28	429,212.78
27 CIRCUIT						
WYOMING	8,215.60	393,366.00	8,580.83	13,680.61	22,261.44	415,627.44
CIRCUIT TOTAL	8,215.60	393,366.00	8,580.83	13,680.61	22,261.44	415,627.44
28 CIRCUIT						
NICHOLAS	1,525.90	75,535.50	3,132.33	1,544.41	4,676.74	80,212.24
CIRCUIT TOTAL	1,525.90	75,535.50	3,132.33	1,544.41	4,676.74	80,212.24

**WEST VIRGINIA PUBLIC DEFENDER SERVICES
SUMMARY REPORT FOR ATTORNEY HOURS/FEE/EXPENSES
FISCAL YEAR 1999**

CIRCUIT COUNTY	ATTORNEY TOTAL HOURS	ATTORNEY FEE AMOUNT IN \$	ATTORNEY EXPENSE AMOUNT IN \$	DIRECT EXPENSE AMOUNT IN \$	EXPENSE TOTAL IN \$	GRAND TOTAL
29 CIRCUIT						
MASON	4,630.00	225,370.00	11,186.01	8,178.54	19,364.55	244,734.55
PUTNAM	6,060.90	293,430.50	4,751.72	7,290.82	12,042.54	305,473.04
CIRCUIT TOTAL	10,690.90	518,800.50	15,937.73	15,469.36	31,407.09	550,207.59
30 CIRCUIT						
MINGO	5,133.53	255,033.00	10,948.72	7,244.45	18,193.17	273,226.17
CIRCUIT TOTAL	5,133.53	255,033.00	10,948.72	7,244.45	18,193.17	273,226.17
31 CIRCUIT						
MONROE	1,097.50	53,847.50	2,923.86	2,962.80	5,886.66	59,734.16
SUMMERS	2,827.00	137,133.00	14,053.74	11,375.00	25,428.74	162,561.74
CIRCUIT TOTAL	3,924.50	190,980.50	16,977.60	14,337.80	31,315.40	222,295.90
STATE TOTAL	246,916.98	12,067,659.01	567,357.86	678,120.84	1,245,478.70	13,313,137.71

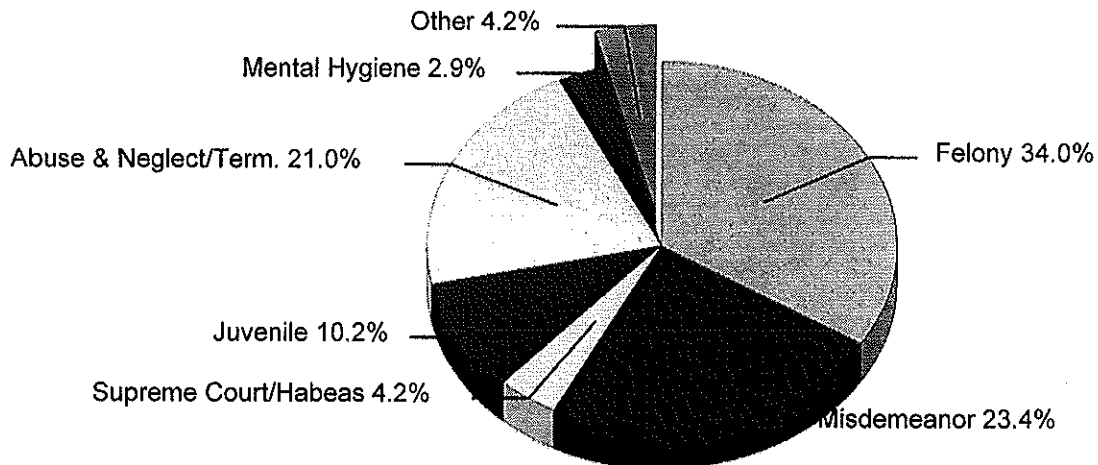
APPOINTED COUNSEL HOURS PAID IN FY 1999

Felony	83,939.59
Misdemeanor	57,771.86
Supreme Court/Habeas	10,370.17
Juvenile	25,207.81
Abuse & Neglect/Term.	51,967.51
Mental Hygiene	7,180.34
Other	10,479.70

Paternity, Parole/Probation Rev., Mag. Ct., Mandamus/Prohibition, Extradition, Contempt, Fugitive, Other
--

TOTAL HOURS PAID	246,916.98
-------------------------	-------------------

APPOINTED COUNSEL HOURS PAID IN FY 1999 BY CASE TYPE



**WEST VIRGINIA PUBLIC DEFENDER SERVICES
APPOINTED COUNSEL HOURS PAID BY CASE TYPE
FISCAL YEAR 1999**

CIRCUIT	FELONY	MISD	MENTAL HYGIENE	JUVENILE	PAT.	PAROLE PROBAT REV	TERM ABUSE	HABEAS SUP. CT.	OTHER	TOTAL HOURS
01 CIRCUIT	3,375.50	629.80	308.40	534.00	0.00	84.90	3,930.42	166.30	110.60	9,139.92
02 CIRCUIT	688.33	152.00	27.80	238.70	0.00	21.10	833.40	262.80	13.30	2,237.43
03 CIRCUIT	2,206.10	1,922.60	49.50	498.30	0.00	86.90	986.38	248.10	362.60	6,360.48
04 CIRCUIT	7,167.50	8,169.40	392.30	1,751.30	19.10	297.40	3,360.70	895.60	597.80	22,651.10
05 CIRCUIT	930.30	293.80	36.40	396.10	0.00	43.40	1,123.60	246.60	79.50	3,149.70
06 CIRCUIT	2,475.60	923.60	692.10	728.90	0.00	103.50	2,724.10	464.40	49.40	8,161.60
07 CIRCUIT	1,317.90	1,579.10	2.20	1,038.20	0.00	167.10	1,364.90	257.20	307.40	6,034.00
08 CIRCUIT	1,933.30	803.70	56.40	271.50	0.00	38.00	854.80	0.00	36.10	3,993.80
09 CIRCUIT	3,334.60	634.60	68.30	873.14	17.50	143.40	3,167.70	130.90	222.90	8,593.04
10 CIRCUIT	1,266.30	428.80	183.20	247.40	0.00	26.70	1,908.00	63.50	62.20	4,186.10
11 CIRCUIT	3,112.18	2,281.20	279.20	619.00	17.50	71.00	1,119.00	153.50	252.80	7,905.38
12 CIRCUIT	466.50	190.40	2.00	219.20	0.00	0.00	268.30	161.50	0.00	1,307.90
13 CIRCUIT	8,495.86	9,238.17	1,228.84	1,830.40	63.20	248.40	3,234.70	336.10	563.90	25,239.56
14 CIRCUIT	3,445.60	2,370.10	93.60	479.10	1.50	186.10	1,559.00	435.90	273.80	8,844.70
15 CIRCUIT	1,265.80	475.20	6.40	403.23	0.00	112.10	2,709.37	475.67	29.70	5,477.47
16 CIRCUIT	4,842.04	3,720.40	472.00	4,137.21	0.00	743.40	2,185.50	1,229.30	528.30	17,858.16
17 CIRCUIT	3,823.40	3,859.00	576.50	700.60	0.00	143.80	1,056.40	422.40	584.60	11,166.70
18 CIRCUIT	2,403.60	1,107.60	61.50	593.00	0.00	90.60	2,989.50	799.50	133.60	8,178.90
19 CIRCUIT	1,216.10	1,606.20	229.70	1,162.30	0.00	48.30	1,211.60	211.20	81.20	5,766.60
20 CIRCUIT	3,000.69	2,813.20	198.10	677.40	0.00	84.70	1,620.30	236.00	128.40	8,758.79
21 CIRCUIT	2,197.30	719.70	59.00	658.60	0.00	221.20	1,526.80	194.70	234.80	5,812.10
22 CIRCUIT	2,255.00	1,805.10	25.50	770.30	0.00	188.80	1,053.20	216.90	404.10	6,718.90
23 CIRCUIT	2,915.80	625.50	263.30	1,077.62	0.00	32.60	2,485.90	1,207.50	108.80	8,717.02
24 CIRCUIT	978.40	235.20	131.40	380.30	0.00	26.50	1,583.20	75.40	12.60	3,423.00
25 CIRCUIT	4,271.80	2,239.00	299.10	1,506.70	0.00	165.10	1,297.90	27.20	127.90	9,934.70
26 CIRCUIT	2,976.30	952.00	1,016.70	772.60	0.00	181.20	1,049.50	543.70	317.50	7,809.50
27 CIRCUIT	2,815.30	2,869.40	35.40	675.20	0.00	90.90	1,423.10	92.40	213.90	8,215.60
28 CIRCUIT	542.90	66.70	13.00	88.40	0.00	11.80	602.20	157.50	43.40	1,525.90
29 CIRCUIT	4,213.00	3,129.20	328.80	1,364.90	5.80	126.60	727.30	465.10	330.20	10,690.90
30 CIRCUIT	2,009.49	1,010.40	19.50	177.40	37.10	28.20	1,582.24	126.30	142.90	5,133.53
31 CIRCUIT	1,997.10	920.80	24.20	336.80	0.00	81.20	428.50	67.00	68.90	3,924.50
STATE TOTAL	83,939.59	57,771.86	7,180.34	25,207.81	161.70	3,894.90	51,967.51	10,370.17	6,423.10	246,916.98

**WEST VIRGINIA PUBLIC DEFENDER SERVICES
APPOINTED COUNSEL HOURS PAID BY CASE TYPE
FISCAL YEAR 1999**

CIRCUIT COUNTY	FELONY	MISD	MENTAL HYGIENE	JUVENILE	PAT.	PAROLE PROBATION REV	TERM ABUSE	HABEAS SUP. CT.	OTHER	TOTAL HOURS
01 CIRCUIT										
BROOKE	512.90	211.00	99.60	339.70	0.00	51.80	532.70	0.00	25.20	1,772.90
HANCOCK	609.30	48.20	200.10	82.40	0.00	15.90	1,111.40	0.00	3.60	2,070.90
OHIO	2,253.30	370.60	8.70	111.90	0.00	17.20	2,286.32	166.30	81.80	5,296.12
CIRCUIT TOTAL	3,375.50	629.80	308.40	534.00	0.00	84.90	3,930.42	166.30	110.60	9,139.92
02 CIRCUIT										
MARSHALL	342.30	117.50	2.00	101.10	0.00	0.00	253.60	178.60	0.00	995.10
TYLER	124.93	7.80	2.90	24.70	0.00	0.00	285.70	60.80	7.80	514.63
WETZEL	221.10	26.70	22.90	112.90	0.00	21.10	294.10	23.40	5.50	727.70
CIRCUIT TOTAL	688.33	152.00	27.80	238.70	0.00	21.10	833.40	262.80	13.30	2,237.43
03 CIRCUIT										
DODDRIDGE	892.60	529.30	11.80	187.70	0.00	7.20	149.50	9.10	29.00	1,816.20
PLEASANTS	568.60	605.90	9.70	179.50	0.00	59.70	166.90	29.30	188.00	1,807.60
RITCHIE	744.90	787.40	28.00	131.10	0.00	20.00	669.98	209.70	145.60	2,736.68
CIRCUIT TOTAL	2,206.10	1,922.60	49.50	498.30	0.00	86.90	986.38	248.10	362.60	6,360.48
04 CIRCUIT										
WIRT	245.30	311.60	12.10	28.30	0.00	14.10	338.70	62.90	26.00	1,039.00
WOOD	6,922.20	7,857.80	380.20	1,723.00	19.10	283.30	3,022.00	832.70	571.80	21,612.10
CIRCUIT TOTAL	7,167.50	8,169.40	392.30	1,751.30	19.10	297.40	3,360.70	895.60	597.80	22,651.10
05 CIRCUIT										
CALHOUN	152.70	58.00	14.10	73.60	0.00	12.20	219.20	74.70	13.80	618.30
JACKSON	517.00	201.00	17.90	223.30	0.00	31.20	653.70	43.30	57.00	1,744.40
ROANE	260.60	34.80	4.40	99.20	0.00	0.00	250.70	128.60	8.70	787.00
CIRCUIT TOTAL	930.30	293.80	36.40	396.10	0.00	43.40	1,123.60	246.60	79.50	3,149.70
06 CIRCUIT										
CABELL	2,475.60	923.60	692.10	728.90	0.00	103.50	2,724.10	464.40	49.40	8,161.60
CIRCUIT TOTAL	2,475.60	923.60	692.10	728.90	0.00	103.50	2,724.10	464.40	49.40	8,161.60
07 CIRCUIT										
LOGAN	1,317.90	1,579.10	2.20	1,038.20	0.00	167.10	1,364.90	257.20	307.40	6,034.00
CIRCUIT TOTAL	1,317.90	1,579.10	2.20	1,038.20	0.00	167.10	1,364.90	257.20	307.40	6,034.00
08 CIRCUIT										
MCDOWELL	1,933.30	803.70	56.40	271.50	0.00	38.00	854.80	0.00	36.10	3,993.80
CIRCUIT TOTAL	1,933.30	803.70	56.40	271.50	0.00	38.00	854.80	0.00	36.10	3,993.80
09 CIRCUIT										
MERCER	3,334.60	634.60	68.30	873.14	17.50	143.40	3,167.70	130.90	222.90	8,593.04
CIRCUIT TOTAL	3,334.60	634.60	68.30	873.14	17.50	143.40	3,167.70	130.90	222.90	8,593.04

**WEST VIRGINIA PUBLIC DEFENDER SERVICES
APPOINTED COUNSEL HOURS PAID BY CASE TYPE
FISCAL YEAR 1999**

CIRCUIT COUNTY	FELONY	MISD	MENTAL HYGIENE	JUVENILE	PAT.	PAROLE PROBATION REV	TERM ABUSE	HABEAS SUP. CT.	OTHER	TOTAL HOURS
10 CIRCUIT										
RALEIGH	1,266.30	428.80	183.20	247.40	0.00	26.70	1,908.00	63.50	62.20	4,186.10
CIRCUIT TOTAL	1,266.30	428.80	183.20	247.40	0.00	26.70	1,908.00	63.50	62.20	4,186.10
11 CIRCUIT										
GREENBRIER	2,388.48	1,770.10	182.60	545.20	17.50	71.00	981.60	153.50	171.10	6,281.08
POCAHONTAS	723.70	511.10	96.60	73.80	0.00	0.00	137.40	0.00	81.70	1,624.30
CIRCUIT TOTAL	3,112.18	2,281.20	279.20	619.00	17.50	71.00	1,119.00	153.50	252.80	7,905.38
12 CIRCUIT										
FAYETTE	466.50	190.40	2.00	219.20	0.00	0.00	268.30	161.50	0.00	1,307.90
CIRCUIT TOTAL	466.50	190.40	2.00	219.20	0.00	0.00	268.30	161.50	0.00	1,307.90
13 CIRCUIT										
KANAWHA	8,495.86	9,238.17	1,228.84	1,830.40	63.20	248.40	3,234.70	336.10	563.90	25,239.56
CIRCUIT TOTAL	8,495.86	9,238.17	1,228.84	1,830.40	63.20	248.40	3,234.70	336.10	563.90	25,239.56
14 CIRCUIT										
BRAXTON	925.20	638.70	38.90	151.80	0.00	56.90	349.60	9.20	104.00	2,274.30
CLAY	851.00	859.70	28.80	214.90	0.00	37.40	288.40	66.20	59.20	2,405.60
GILMER	446.90	396.30	17.60	39.00	0.00	0.00	426.90	10.70	74.40	1,411.80
WEBSTER	1,222.50	475.40	8.30	73.40	1.50	91.80	494.10	349.80	36.20	2,753.00
CIRCUIT TOTAL	3,445.60	2,370.10	93.60	479.10	1.50	186.10	1,559.00	435.90	273.80	8,844.70
15 CIRCUIT										
HARRISON	1,265.80	475.20	6.40	403.23	0.00	112.10	2,709.37	475.67	29.70	5,477.47
CIRCUIT TOTAL	1,265.80	475.20	6.40	403.23	0.00	112.10	2,709.37	475.67	29.70	5,477.47
16 CIRCUIT										
MARION	4,842.04	3,720.40	472.00	4,137.21	0.00	743.40	2,185.50	1,229.30	528.30	17,858.16
CIRCUIT TOTAL	4,842.04	3,720.40	472.00	4,137.21	0.00	743.40	2,185.50	1,229.30	528.30	17,858.16
17 CIRCUIT										
MONONGALIA	3,823.40	3,859.00	576.50	700.60	0.00	143.80	1,056.40	422.40	584.60	11,166.70
CIRCUIT TOTAL	3,823.40	3,859.00	576.50	700.60	0.00	143.80	1,056.40	422.40	584.60	11,166.70
18 CIRCUIT										
PRESTON	2,403.60	1,107.60	61.50	593.00	0.00	90.60	2,989.50	799.50	133.60	8,178.90
CIRCUIT TOTAL	2,403.60	1,107.60	61.50	593.00	0.00	90.60	2,989.50	799.50	133.60	8,178.90
19 CIRCUIT										
BARBOUR	592.90	586.60	86.50	457.20	0.00	11.90	489.80	117.20	50.20	2,392.30
TAYLOR	623.20	1,019.60	143.20	705.10	0.00	36.40	721.80	94.00	31.00	3,374.30
CIRCUIT TOTAL	1,216.10	1,606.20	229.70	1,162.30	0.00	48.30	1,211.60	211.20	81.20	5,766.60
20 CIRCUIT										
RANDOLPH	3,000.69	2,813.20	198.10	677.40	0.00	84.70	1,620.30	236.00	128.40	8,758.79
CIRCUIT TOTAL	3,000.69	2,813.20	198.10	677.40	0.00	84.70	1,620.30	236.00	128.40	8,758.79

**WEST VIRGINIA PUBLIC DEFENDER SERVICES
APPOINTED COUNSEL HOURS PAID BY CASE TYPE
FISCAL YEAR 1999**

CIRCUIT COUNTY	FELONY	MISD	MENTAL HYGIENE	JUVENILE	PAT.	PAROLE PROBATION REV	TERM ABUSE	HABEAS SUP. CT.	OTHER	TOTAL HOURS
21 CIRCUIT										
GRANT	876.20	316.70	26.40	245.40	0.00	46.30	581.70	151.20	114.60	2,358.50
MINERAL	1,080.00	299.90	32.60	388.70	0.00	163.50	825.40	43.50	40.30	2,873.90
TUCKER	241.10	103.10	0.00	24.50	0.00	11.40	119.70	0.00	79.90	579.70
CIRCUIT TOTAL	2,197.30	719.70	59.00	658.60	0.00	221.20	1,526.80	194.70	234.80	5,812.10
22 CIRCUIT										
HAMPSHIRE	729.30	864.50	9.00	159.10	0.00	3.90	435.90	25.30	85.10	2,312.10
HARDY	1,010.70	850.30	8.80	496.30	0.00	109.40	417.80	109.60	165.30	3,168.20
PENDLETON	515.00	90.30	7.70	114.90	0.00	75.50	199.50	82.00	153.70	1,238.60
CIRCUIT TOTAL	2,255.00	1,805.10	25.50	770.30	0.00	188.80	1,053.20	216.90	404.10	6,718.90
23 CIRCUIT										
BERKELEY	1,302.40	216.00	221.50	449.82	0.00	10.60	1,495.70	911.00	101.60	4,708.62
JEFFERSON	1,285.80	220.60	27.50	486.40	0.00	8.30	859.60	257.40	7.20	3,152.80
MORGAN	327.60	188.90	14.30	141.40	0.00	13.70	130.60	39.10	0.00	855.60
CIRCUIT TOTAL	2,915.80	625.50	263.30	1,077.62	0.00	32.60	2,485.90	1,207.50	108.80	8,717.02
24 CIRCUIT										
WAYNE	978.40	235.20	131.40	380.30	0.00	26.50	1,583.20	75.40	12.60	3,423.00
CIRCUIT TOTAL	978.40	235.20	131.40	380.30	0.00	26.50	1,583.20	75.40	12.60	3,423.00
25 CIRCUIT										
BOONE	1,630.50	975.30	185.60	483.10	0.00	74.40	291.30	5.90	108.90	3,755.00
LINCOLN	2,641.30	1,263.70	113.50	1,023.60	0.00	90.70	1,006.60	21.30	19.00	6,179.70
CIRCUIT TOTAL	4,271.80	2,239.00	299.10	1,506.70	0.00	165.10	1,297.90	27.20	127.90	9,934.70
26 CIRCUIT										
LEWIS	993.30	322.80	920.30	155.80	0.00	61.60	437.60	303.60	117.20	3,312.20
UPSHUR	1,983.00	629.20	96.40	616.80	0.00	119.60	611.90	240.10	200.30	4,497.30
CIRCUIT TOTAL	2,976.30	952.00	1,016.70	772.60	0.00	181.20	1,049.50	543.70	317.50	7,809.50
27 CIRCUIT										
WYOMING	2,815.30	2,869.40	35.40	675.20	0.00	90.90	1,423.10	92.40	213.90	8,215.60
CIRCUIT TOTAL	2,815.30	2,869.40	35.40	675.20	0.00	90.90	1,423.10	92.40	213.90	8,215.60
28 CIRCUIT										
NICHOLAS	542.90	66.70	13.00	88.40	0.00	11.80	602.20	157.50	43.40	1,525.90
CIRCUIT TOTAL	542.90	66.70	13.00	88.40	0.00	11.80	602.20	157.50	43.40	1,525.90
29 CIRCUIT										
MASON	1,900.70	1,264.00	249.20	659.70	5.80	60.50	188.40	91.80	209.90	4,630.00
PUTNAM	2,312.30	1,865.20	79.60	705.20	0.00	66.10	538.90	373.30	120.30	6,060.90
CIRCUIT TOTAL	4,213.00	3,129.20	328.80	1,364.90	5.80	126.60	727.30	465.10	330.20	10,690.90
30 CIRCUIT										
MINGO	2,009.49	1,010.40	19.50	177.40	37.10	28.20	1,582.24	126.30	142.90	5,133.53
CIRCUIT TOTAL	2,009.49	1,010.40	19.50	177.40	37.10	28.20	1,582.24	126.30	142.90	5,133.53

**WEST VIRGINIA PUBLIC DEFENDER SERVICES
APPOINTED COUNSEL HOURS PAID BY CASE TYPE
FISCAL YEAR 1999**

CIRCUIT COUNTY	FELONY	MISD	MENTAL HYGIENE	JUVENILE	PAT.	PAROLE PROBAT REV	TERM ABUSE	HABEAS SUP. CT.	OTHER	TOTAL HOURS
31 CIRCUIT										
MONROE	441.00	291.90	10.90	51.50	0.00	4.30	227.80	67.00	3.10	1,097.50
SUMMERS	1,556.10	628.90	13.30	285.30	0.00	76.90	200.70	0.00	65.80	2,827.00
CIRCUIT TOTAL	1,997.10	920.80	24.20	336.80	0.00	81.20	428.50	67.00	68.90	3,924.50
STATE TOTAL	83,939.59	57,771.86	7,180.34	25,207.81	161.70	3,894.90	51,967.51	10,370.17	6,423.10	246,916.98

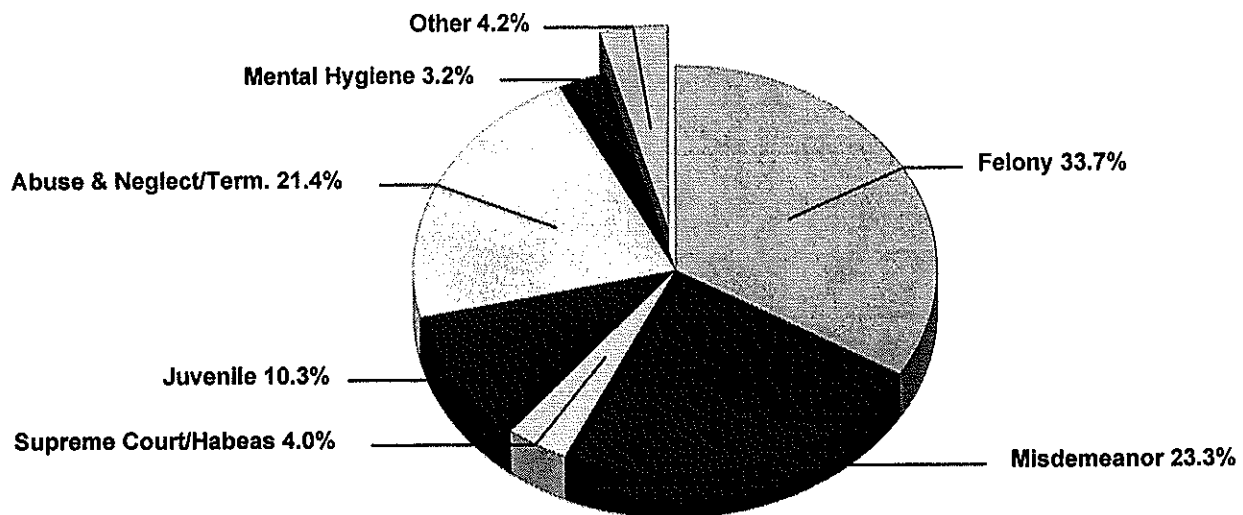
APPOINTED COUNSEL FEES PAID IN FY 1999

Felony	\$4,064,501.56
Misdemeanor	\$2,814,173.95
Supreme Court/Habeas	\$478,439.50
Juvenile	\$1,246,731.50
Abuse & Neglect/Term.	\$2,577,094.50
Mental Hygiene	\$381,235.50
Other	\$505,482.50

Paternity, Parole/Probation Rev., Mag. Ct.,
 Mandamus/Prohibition, Extradition,
 Contempt, Fugitive, Other

TOTAL FEES PAID	\$12,067,659.01
------------------------	------------------------

APPOINTED COUNSEL FEES PAID IN FY 1999 BY CASE TYPE



**WEST VIRGINIA PUBLIC DEFENDER SERVICES
APPOINTED COUNSEL FEES PAID BY CASE TYPE
FISCAL YEAR 1999**

CIRCUIT	FELONY	MISD	MENTAL HYGIENE	JUVENILE	PAT.	PAROLE PROBAT REV	TERM ABUSE	HABEAS SUP. CT.	OTHER	TOTAL FEE
01	CIRCUIT	\$160,103.50	\$30,473.00	\$14,934.00	\$25,894.00	\$0.00	\$187,428.50	\$7,891.50	\$5,359.00	\$436,226.00
02	CIRCUIT	\$33,961.00	\$7,512.00	\$1,459.00	\$11,979.50	\$0.00	\$42,323.00	\$12,014.00	\$658.50	\$110,954.50
03	CIRCUIT	\$106,766.50	\$93,045.00	\$2,557.50	\$24,411.50	\$0.00	\$49,339.00	\$11,254.50	\$17,215.00	\$308,701.50
04	CIRCUIT	\$342,687.50	\$401,015.00	\$21,899.50	\$86,136.50	\$879.50	\$163,551.50	\$41,024.00	\$28,955.00	\$1,100,747.50
05	CIRCUIT	\$48,335.50	\$14,803.00	\$1,908.00	\$21,536.50	\$0.00	\$60,802.00	\$11,307.00	\$3,711.50	\$164,648.50
06	CIRCUIT	\$124,198.00	\$48,570.00	\$37,270.50	\$39,448.50	\$0.00	\$141,766.50	\$21,678.00	\$2,419.00	\$420,546.00
07	CIRCUIT	\$64,725.50	\$76,237.50	\$119.00	\$50,755.00	\$0.00	\$70,256.50	\$0.00	\$14,715.00	\$296,496.00
08	CIRCUIT	\$94,530.50	\$38,700.50	\$3,280.00	\$14,005.50	\$0.00	\$42,986.50	\$0.00	\$1,740.50	\$197,083.50
09	CIRCUIT	\$161,265.00	\$31,215.00	\$4,083.50	\$43,653.50	\$811.50	\$157,700.50	\$5,962.50	\$10,398.50	\$422,007.00
10	CIRCUIT	\$61,303.50	\$21,158.00	\$10,534.00	\$12,299.00	\$0.00	\$94,262.00	\$2,913.50	\$3,031.00	\$206,802.50
11	CIRCUIT	\$146,848.00	\$107,464.00	\$15,724.00	\$30,553.00	\$803.50	\$52,905.00	\$7,183.50	\$12,112.00	\$376,900.00
12	CIRCUIT	\$22,904.50	\$9,810.00	\$110.00	\$10,794.00	\$0.00	\$13,251.50	\$7,463.50	\$0.00	\$64,333.50
13	CIRCUIT	\$415,689.56	\$463,595.45	\$68,972.00	\$93,212.00	\$3,250.00	\$163,565.50	\$15,884.50	\$27,765.50	\$1,264,024.51
14	CIRCUIT	\$166,020.00	\$113,922.50	\$5,092.00	\$24,159.50	\$67.50	\$79,385.00	\$20,009.50	\$13,297.00	\$430,817.50
15	CIRCUIT	\$59,589.00	\$22,470.00	\$300.00	\$18,973.50	\$0.00	\$129,177.50	\$22,195.00	\$1,360.50	\$259,346.00
16	CIRCUIT	\$231,054.00	\$178,174.00	\$25,220.00	\$198,310.50	\$0.00	\$35,481.00	\$57,020.50	\$25,565.50	\$857,021.00
17	CIRCUIT	\$181,571.00	\$183,089.00	\$29,084.50	\$34,049.00	\$0.00	\$6,871.00	\$19,216.00	\$27,387.00	\$533,531.50
18	CIRCUIT	\$115,418.00	\$52,100.00	\$3,341.50	\$28,605.00	\$0.00	\$4,457.00	\$36,337.50	\$6,200.00	\$391,263.00
19	CIRCUIT	\$58,128.50	\$76,109.00	\$11,762.50	\$55,283.50	\$0.00	\$2,329.50	\$9,516.00	\$3,842.00	\$274,839.00
20	CIRCUIT	\$143,399.00	\$133,606.00	\$10,536.50	\$33,371.00	\$0.00	\$4,063.50	\$10,766.00	\$6,054.00	\$420,523.50
21	CIRCUIT	\$103,490.50	\$34,290.50	\$3,087.00	\$31,985.00	\$0.00	\$10,446.00	\$8,849.50	\$11,052.00	\$276,872.50
22	CIRCUIT	\$109,885.00	\$88,383.50	\$1,407.50	\$37,715.50	\$0.00	\$9,132.00	\$10,120.50	\$19,656.50	\$329,098.50
23	CIRCUIT	\$142,221.00	\$31,079.50	\$13,668.50	\$53,941.00	\$0.00	\$1,741.00	\$6,201.50	\$5,296.00	\$426,732.00
24	CIRCUIT	\$50,830.00	\$11,864.00	\$6,587.00	\$19,747.50	\$0.00	\$1,232.50	\$3,589.00	\$661.00	\$177,403.00
25	CIRCUIT	\$212,429.00	\$113,343.00	\$16,689.50	\$77,643.50	\$0.00	\$8,707.50	\$1,390.00	\$6,547.50	\$505,385.50
26	CIRCUIT	\$145,441.50	\$45,758.00	\$49,527.50	\$38,707.00	\$0.00	\$9,114.00	\$25,048.50	\$15,579.50	\$381,639.50
27	CIRCUIT	\$133,616.50	\$136,189.00	\$1,939.00	\$33,182.00	\$0.00	\$4,186.50	\$4,404.00	\$10,007.50	\$393,366.00
28	CIRCUIT	\$26,778.50	\$3,335.50	\$683.00	\$4,718.00	\$0.00	\$593.00	\$7,093.50	\$2,081.00	\$75,535.50
29	CIRCUIT	\$206,341.00	\$150,796.00	\$17,004.00	\$65,690.50	\$281.00	\$6,335.00	\$21,243.50	\$15,887.00	\$518,800.50
30	CIRCUIT	\$97,913.00	\$51,238.00	\$1,063.50	\$9,255.00	\$1,807.50	\$79,789.00	\$5,841.50	\$6,808.50	\$255,033.00
31	CIRCUIT	\$97,057.50	\$44,828.00	\$1,391.00	\$16,716.00	\$0.00	\$4,034.00	\$3,291.00	\$3,278.50	\$190,980.50
STATE TOTAL										\$12,067,659.01

**WEST VIRGINIA PUBLIC DEFENDER SERVICES
APPOINTED COUNSEL FEES PAID BY CASE TYPE
FISCAL YEAR 1999**

CIRCUIT	FELONY	MISD	MENTAL HYGIENE	JUVENILE	PAT.	PAROLE		TERM ABUSE	HABEAS SUP. CT.	OTHER	TOTAL FEE
						PROBAT REV	REV				
01 CIRCUIT											
BROOKE	\$24,218.50	\$10,089.00	\$4,920.00	\$16,186.50	\$0.00	\$2,525.00	\$25,313.50	\$0.00	\$1,162.00	\$84,414.50	
HANCOCK	\$29,346.50	\$2,507.00	\$9,584.50	\$4,132.00	\$0.00	\$785.50	\$51,595.00	\$0.00	\$190.00	\$98,140.50	
OHIO	\$106,538.50	\$17,877.00	\$429.50	\$5,575.50	\$0.00	\$832.00	\$110,520.00	\$7,891.50	\$4,007.00	\$253,671.00	
CIRCUIT TOTAL	\$160,103.50	\$30,473.00	\$14,934.00	\$25,894.00	\$0.00	\$4,142.50	\$187,428.50	\$7,891.50	\$5,359.00	\$436,226.00	
02 CIRCUIT											
MARSHALL	\$16,937.50	\$5,795.50	\$96.00	\$4,965.50	\$0.00	\$0.00	\$12,950.00	\$8,097.00	\$0.00	\$48,841.50	
TYLER	\$6,626.00	\$433.00	\$158.50	\$1,331.50	\$0.00	\$0.00	\$14,984.50	\$2,834.00	\$391.00	\$26,758.50	
WETZEL	\$10,397.50	\$1,283.50	\$1,204.50	\$5,682.50	\$0.00	\$1,047.50	\$14,388.50	\$1,083.00	\$267.50	\$35,354.50	
CIRCUIT TOTAL	\$33,961.00	\$7,512.00	\$1,459.00	\$11,979.50	\$0.00	\$1,047.50	\$42,323.00	\$12,014.00	\$658.50	\$110,954.50	
03 CIRCUIT											
DODDRIDGE	\$43,029.00	\$25,770.50	\$583.00	\$9,242.50	\$0.00	\$340.00	\$7,511.50	\$409.50	\$1,381.00	\$88,267.00	
PLEASANTS	\$27,717.00	\$29,381.50	\$506.50	\$8,709.50	\$0.00	\$2,830.50	\$8,048.50	\$1,340.50	\$8,990.00	\$87,524.00	
RITCHIE	\$36,020.50	\$37,893.00	\$1,468.00	\$6,459.50	\$0.00	\$942.00	\$33,779.00	\$9,504.50	\$6,844.00	\$132,910.50	
CIRCUIT TOTAL	\$106,766.50	\$93,045.00	\$2,557.50	\$24,411.50	\$0.00	\$4,112.50	\$49,339.00	\$11,254.50	\$17,215.00	\$308,701.50	
04 CIRCUIT											
WIRT	\$12,086.50	\$15,026.00	\$610.50	\$1,365.50	\$0.00	\$754.50	\$16,487.50	\$2,844.50	\$1,228.00	\$50,403.00	
WOOD	\$330,601.00	\$385,989.00	\$21,289.00	\$84,771.00	\$879.50	\$13,844.50	\$147,064.00	\$38,179.50	\$27,727.00	\$1,050,344.50	
CIRCUIT TOTAL	\$342,687.50	\$401,015.00	\$21,899.50	\$86,136.50	\$879.50	\$14,599.00	\$163,551.50	\$41,024.00	\$28,955.00	\$1,100,747.50	
05 CIRCUIT											
CALHOUN	\$7,705.50	\$2,780.00	\$718.50	\$3,882.00	\$0.00	\$633.00	\$11,396.00	\$3,461.50	\$621.00	\$31,197.50	
JACKSON	\$27,155.00	\$10,171.00	\$927.50	\$12,346.50	\$0.00	\$1,612.00	\$35,882.50	\$2,058.50	\$2,653.00	\$92,806.00	
ROANE	\$13,475.00	\$1,852.00	\$262.00	\$5,308.00	\$0.00	\$0.00	\$13,523.50	\$5,787.00	\$437.50	\$40,645.00	
CIRCUIT TOTAL	\$48,335.50	\$14,803.00	\$1,908.00	\$21,536.50	\$0.00	\$2,245.00	\$60,802.00	\$11,307.00	\$3,711.50	\$164,648.50	
06 CIRCUIT											
CABELL	\$124,198.00	\$48,570.00	\$37,270.50	\$39,448.50	\$0.00	\$5,195.50	\$141,766.50	\$21,678.00	\$2,419.00	\$420,546.00	
CIRCUIT TOTAL	\$124,198.00	\$48,570.00	\$37,270.50	\$39,448.50	\$0.00	\$5,195.50	\$141,766.50	\$21,678.00	\$2,419.00	\$420,546.00	
07 CIRCUIT											
LOGAN	\$64,725.50	\$76,237.50	\$119.00	\$50,755.00	\$0.00	\$7,957.50	\$70,256.50	\$11,730.00	\$14,715.00	\$296,496.00	
CIRCUIT TOTAL	\$64,725.50	\$76,237.50	\$119.00	\$50,755.00	\$0.00	\$7,957.50	\$70,256.50	\$11,730.00	\$14,715.00	\$296,496.00	

**WEST VIRGINIA PUBLIC DEFENDER SERVICES
APPOINTED COUNSEL FEES PAID BY CASE TYPE
FISCAL YEAR 1999**

CIRCUIT	FELONY	MISD	MENTAL HYGIENE	JUVENILE	PAT.	PAROLE			TERM ABUSE	HABEAS SUP. CT.	OTHER	TOTAL FEE
						PROBAT REV	PROBAT REV	PROBAT REV				
08 CIRCUIT												
MCDOWELL	\$94,530.50	\$38,700.50	\$3,280.00	\$14,005.50	\$0.00	\$0.00	\$1,840.00	\$42,986.50	\$0.00	\$1,740.50	\$197,083.50	
CIRCUIT TOTAL	\$94,530.50	\$38,700.50	\$3,280.00	\$14,005.50	\$0.00	\$0.00	\$1,840.00	\$42,986.50	\$0.00	\$1,740.50	\$197,083.50	
09 CIRCUIT												
MERCER	\$161,265.00	\$31,215.00	\$4,083.50	\$43,653.50	\$811.50	\$6,917.00	\$5,962.50	\$157,700.50	\$5,962.50	\$10,398.50	\$422,007.00	
CIRCUIT TOTAL	\$161,265.00	\$31,215.00	\$4,083.50	\$43,653.50	\$811.50	\$6,917.00	\$5,962.50	\$157,700.50	\$5,962.50	\$10,398.50	\$422,007.00	
10 CIRCUIT												
RALEIGH	\$61,303.50	\$21,158.00	\$10,534.00	\$12,299.00	\$0.00	\$1,301.50	\$94,262.00	\$2,913.50	\$2,913.50	\$3,031.00	\$206,802.50	
CIRCUIT TOTAL	\$61,303.50	\$21,158.00	\$10,534.00	\$12,299.00	\$0.00	\$1,301.50	\$94,262.00	\$2,913.50	\$2,913.50	\$3,031.00	\$206,802.50	
11 CIRCUIT												
GREENBRIER	\$112,471.50	\$83,026.50	\$11,115.00	\$26,968.00	\$803.50	\$3,307.00	\$46,466.00	\$7,183.50	\$0.00	\$4,000.50	\$299,452.50	
POCAHONTAS	\$34,376.50	\$24,437.50	\$4,609.00	\$3,585.00	\$0.00	\$0.00	\$6,439.00	\$0.00	\$0.00	\$0.00	\$77,447.50	
CIRCUIT TOTAL	\$146,848.00	\$107,464.00	\$15,724.00	\$30,553.00	\$803.50	\$3,307.00	\$52,905.00	\$7,183.50	\$0.00	\$4,000.50	\$376,900.00	
12 CIRCUIT												
FAYETTE	\$22,904.50	\$9,810.00	\$110.00	\$10,794.00	\$0.00	\$0.00	\$13,251.50	\$0.00	\$7,463.50	\$0.00	\$64,333.50	
CIRCUIT TOTAL	\$22,904.50	\$9,810.00	\$110.00	\$10,794.00	\$0.00	\$0.00	\$13,251.50	\$0.00	\$7,463.50	\$0.00	\$64,333.50	
13 CIRCUIT												
KANAWHA	\$415,689.56	\$463,595.45	\$68,972.00	\$93,212.00	\$3,250.00	\$12,090.00	\$163,565.50	\$15,884.50	\$15,884.50	\$27,765.50	\$1,264,024.51	
CIRCUIT TOTAL	\$415,689.56	\$463,595.45	\$68,972.00	\$93,212.00	\$3,250.00	\$12,090.00	\$163,565.50	\$15,884.50	\$15,884.50	\$27,765.50	\$1,264,024.51	
14 CIRCUIT												
BRAXTON	\$44,100.00	\$30,269.50	\$2,152.50	\$7,671.00	\$0.00	\$2,730.50	\$17,912.00	\$434.00	\$0.00	\$5,046.00	\$110,315.50	
CLAY	\$41,533.00	\$42,512.50	\$1,572.00	\$11,158.50	\$0.00	\$1,803.00	\$14,304.00	\$3,013.00	\$3,140.00	\$0.00	\$119,036.00	
GILMER	\$21,832.50	\$18,941.50	\$938.00	\$1,891.00	\$0.00	\$0.00	\$22,374.50	\$481.50	\$3,408.00	\$0.00	\$69,867.00	
WEBSTER	\$58,554.50	\$22,199.00	\$429.50	\$3,439.00	\$67.50	\$4,331.00	\$24,794.50	\$16,081.00	\$1,703.00	\$0.00	\$131,599.00	
CIRCUIT TOTAL	\$166,020.00	\$113,922.50	\$5,092.00	\$24,159.50	\$67.50	\$8,864.50	\$79,385.00	\$20,009.50	\$13,297.00	\$0.00	\$430,817.50	
15 CIRCUIT												
HARRISON	\$59,589.00	\$22,470.00	\$300.00	\$18,973.50	\$0.00	\$5,280.50	\$129,177.50	\$22,195.00	\$22,195.00	\$1,360.50	\$259,346.00	
CIRCUIT TOTAL	\$59,589.00	\$22,470.00	\$300.00	\$18,973.50	\$0.00	\$5,280.50	\$129,177.50	\$22,195.00	\$22,195.00	\$1,360.50	\$259,346.00	

**WEST VIRGINIA PUBLIC DEFENDER SERVICES
APPOINTED COUNSEL FEES PAID BY CASE TYPE
FISCAL YEAR 1999**

CIRCUIT	FELONY	MISD	MENTAL HYGIENE	JUVENILE	PAT.	PAROLE PROBAT REV	TERM ABUSE	HABEAS SUP. CT.	OTHER	TOTAL FEE
16 CIRCUIT										
MARION	\$231,054.00	\$178,174.00	\$25,220.00	\$198,310.50	\$0.00	\$35,481.00	\$106,195.50	\$57,020.50	\$25,565.50	\$857,021.00
CIRCUIT TOTAL	\$231,054.00	\$178,174.00	\$25,220.00	\$198,310.50	\$0.00	\$35,481.00	\$106,195.50	\$57,020.50	\$25,565.50	\$857,021.00
17 CIRCUIT										
MONONGALIA	\$181,571.00	\$183,089.00	\$29,084.50	\$34,049.00	\$0.00	\$6,871.00	\$52,264.00	\$19,216.00	\$27,387.00	\$533,531.50
CIRCUIT TOTAL	\$181,571.00	\$183,089.00	\$29,084.50	\$34,049.00	\$0.00	\$6,871.00	\$52,264.00	\$19,216.00	\$27,387.00	\$533,531.50
18 CIRCUIT										
PRESTON	\$115,418.00	\$52,100.00	\$3,341.50	\$28,605.00	\$0.00	\$4,457.00	\$144,804.00	\$36,337.50	\$6,200.00	\$391,263.00
CIRCUIT TOTAL	\$115,418.00	\$52,100.00	\$3,341.50	\$28,605.00	\$0.00	\$4,457.00	\$144,804.00	\$36,337.50	\$6,200.00	\$391,263.00
19 CIRCUIT										
BARBOUR	\$28,208.50	\$27,809.00	\$4,532.50	\$21,756.00	\$0.00	\$561.50	\$23,351.00	\$5,274.00	\$2,343.00	\$113,835.50
TAYLOR	\$29,920.00	\$48,300.00	\$7,230.00	\$33,527.50	\$0.00	\$1,768.00	\$34,517.00	\$4,242.00	\$1,499.00	\$161,003.50
CIRCUIT TOTAL	\$58,128.50	\$76,109.00	\$11,762.50	\$55,283.50	\$0.00	\$2,329.50	\$57,868.00	\$9,516.00	\$3,842.00	\$274,839.00
20 CIRCUIT										
RANDOLPH	\$143,399.00	\$133,606.00	\$10,536.50	\$33,371.00	\$0.00	\$4,063.50	\$78,727.50	\$10,766.00	\$6,054.00	\$420,523.50
CIRCUIT TOTAL	\$143,399.00	\$133,606.00	\$10,536.50	\$33,371.00	\$0.00	\$4,063.50	\$78,727.50	\$10,766.00	\$6,054.00	\$420,523.50
21 CIRCUIT										
GRANT	\$40,899.00	\$14,935.50	\$1,454.00	\$11,943.00	\$0.00	\$2,185.50	\$28,150.50	\$6,880.00	\$5,435.00	\$111,882.50
MINERAL	\$51,034.00	\$14,447.50	\$1,633.00	\$18,815.50	\$0.00	\$7,733.50	\$39,775.00	\$1,969.50	\$1,921.50	\$137,329.50
TUCKER	\$11,557.50	\$4,907.50	\$0.00	\$1,226.50	\$0.00	\$527.00	\$5,746.50	\$0.00	\$3,695.50	\$27,660.50
CIRCUIT TOTAL	\$103,490.50	\$34,290.50	\$3,087.00	\$31,985.00	\$0.00	\$10,446.00	\$73,672.00	\$8,849.50	\$11,052.00	\$276,872.50
22 CIRCUIT										
HAMPSHIRE	\$35,896.50	\$43,104.50	\$515.00	\$8,043.50	\$0.00	\$215.50	\$22,205.50	\$1,138.50	\$4,141.50	\$115,260.50
HARDY	\$49,481.50	\$40,889.50	\$526.00	\$24,033.50	\$0.00	\$5,195.00	\$20,989.00	\$5,162.00	\$8,208.50	\$154,485.00
PENDLETON	\$24,507.00	\$4,389.50	\$366.50	\$5,638.50	\$0.00	\$3,721.50	\$9,603.50	\$3,820.00	\$7,306.50	\$59,353.00
CIRCUIT TOTAL	\$109,885.00	\$88,383.50	\$1,407.50	\$37,715.50	\$0.00	\$9,132.00	\$52,798.00	\$10,120.50	\$19,656.50	\$329,098.50

**WEST VIRGINIA PUBLIC DEFENDER SERVICES
APPOINTED COUNSEL FEES PAID BY CASE TYPE
FISCAL YEAR 1999**

CIRCUIT	FELONY	MISD	MENTAL HYGIENE	JUVENILE	PAT.	PAROLE PROBAT REV	TERM ABUSE	HABEAS SUP. CT.	OTHER	TOTAL FEE
23 CIRCUIT										
BERKELEY	\$64,936.00	\$10,824.00	\$11,451.50	\$22,626.00	\$0.00	\$521.00	\$74,478.50	\$42,573.00	\$4,962.00	\$232,372.00
JEFFERSON	\$61,259.00	\$10,969.00	\$1,405.50	\$23,944.00	\$0.00	\$433.50	\$41,490.00	\$11,849.00	\$334.00	\$151,684.00
MORGAN	\$16,026.00	\$9,286.50	\$811.50	\$7,371.00	\$0.00	\$786.50	\$6,615.00	\$1,779.50	\$0.00	\$42,676.00
CIRCUIT TOTAL	\$142,221.00	\$31,079.50	\$13,668.50	\$53,941.00	\$0.00	\$1,741.00	\$122,583.50	\$56,201.50	\$5,296.00	\$426,732.00
24 CIRCUIT										
WAYNE	\$50,830.00	\$11,864.00	\$6,587.00	\$19,747.50	\$0.00	\$1,232.50	\$82,892.00	\$3,589.00	\$661.00	\$177,403.00
CIRCUIT TOTAL	\$50,830.00	\$11,864.00	\$6,587.00	\$19,747.50	\$0.00	\$1,232.50	\$82,892.00	\$3,589.00	\$661.00	\$177,403.00
25 CIRCUIT										
BOONE	\$82,926.50	\$51,398.50	\$10,404.00	\$25,829.50	\$0.00	\$3,952.00	\$17,018.50	\$295.50	\$5,584.50	\$197,409.00
LINCOLN	\$129,502.50	\$61,944.50	\$6,285.50	\$51,814.00	\$0.00	\$4,755.50	\$51,617.00	\$1,094.50	\$963.00	\$307,976.50
CIRCUIT TOTAL	\$212,429.00	\$113,343.00	\$16,689.50	\$77,643.50	\$0.00	\$8,707.50	\$68,635.50	\$1,390.00	\$6,547.50	\$505,385.50
26 CIRCUIT										
LEWIS	\$48,732.50	\$15,660.00	\$44,361.50	\$8,109.00	\$0.00	\$3,046.00	\$22,264.00	\$14,050.00	\$5,760.00	\$161,983.00
UPSHUR	\$96,709.00	\$30,098.00	\$5,166.00	\$30,598.00	\$0.00	\$6,068.00	\$30,199.50	\$10,998.50	\$9,819.50	\$219,656.50
CIRCUIT TOTAL	\$145,441.50	\$45,758.00	\$49,527.50	\$38,707.00	\$0.00	\$9,114.00	\$52,463.50	\$25,048.50	\$15,579.50	\$381,639.50
27 CIRCUIT										
WYOMING	\$133,616.50	\$136,189.00	\$1,939.00	\$33,182.00	\$0.00	\$4,186.50	\$69,841.50	\$4,404.00	\$10,007.50	\$393,366.00
CIRCUIT TOTAL	\$133,616.50	\$136,189.00	\$1,939.00	\$33,182.00	\$0.00	\$4,186.50	\$69,841.50	\$4,404.00	\$10,007.50	\$393,366.00
28 CIRCUIT										
NICHOLAS	\$26,778.50	\$3,335.50	\$683.00	\$4,718.00	\$0.00	\$593.00	\$30,253.00	\$7,093.50	\$2,081.00	\$75,535.50
CIRCUIT TOTAL	\$26,778.50	\$3,335.50	\$683.00	\$4,718.00	\$0.00	\$593.00	\$30,253.00	\$7,093.50	\$2,081.00	\$75,535.50
29 CIRCUIT										
MASON	\$93,087.50	\$60,574.00	\$12,832.00	\$31,650.50	\$281.00	\$3,028.50	\$9,548.00	\$4,255.00	\$10,113.50	\$225,370.00
PUTNAM	\$113,253.50	\$90,222.00	\$4,172.00	\$34,040.00	\$0.00	\$3,306.50	\$25,674.50	\$16,988.50	\$5,773.50	\$293,430.50
CIRCUIT TOTAL	\$206,341.00	\$150,796.00	\$17,004.00	\$65,690.50	\$281.00	\$6,335.00	\$35,222.50	\$21,243.50	\$15,887.00	\$518,800.50
30 CIRCUIT										
MINGO	\$97,913.00	\$51,238.00	\$1,063.50	\$9,255.00	\$1,807.50	\$1,317.00	\$79,789.00	\$5,841.50	\$6,808.50	\$255,033.00
CIRCUIT TOTAL	\$97,913.00	\$51,238.00	\$1,063.50	\$9,255.00	\$1,807.50	\$1,317.00	\$79,789.00	\$5,841.50	\$6,808.50	\$255,033.00

**WEST VIRGINIA PUBLIC DEFENDER SERVICES
APPOINTED COUNSEL FEES PAID BY CASE TYPE
FISCAL YEAR 1999**

CIRCUIT	FELONY	MISD	MENTAL HYGIENE	JUVENILE	PAT.	PAROLE PROBAT REV	TERM ABUSE	HABEAS SUP. CT.	OTHER	TOTAL FEE
31 CIRCUIT										
MONROE	\$21,597.00	\$14,393.50	\$646.50	\$2,699.50	\$0.00	\$213.50	\$10,861.00	\$3,291.00	\$145.50	\$53,847.50
SUMMERS	\$75,460.50	\$30,434.50	\$744.50	\$14,016.50	\$0.00	\$3,820.50	\$9,523.50	\$0.00	\$3,133.00	\$137,133.00
CIRCUIT TOTAL	\$97,057.50	\$44,828.00	\$1,391.00	\$16,716.00	\$0.00	\$4,034.00	\$20,384.50	\$3,291.00	\$3,278.50	\$190,980.50
STATE TOTAL	\$4,064,501.56	\$2,814,173.95	\$381,235.50	\$1,246,731.50	\$7,900.50	\$188,940.50	\$2,577,094.50	\$478,439.50	\$308,641.50	\$12,067,659.01

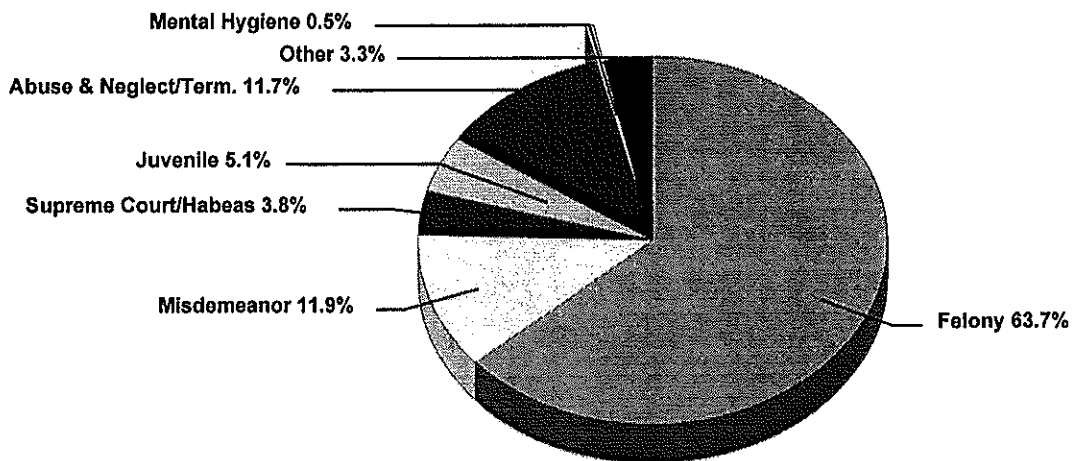
APPOINTED COUNSEL EXPENSES PAID IN FY 1999 INCLUDING DIRECT EXPENSES PAID

Felony	\$793,053.70
Misdemeanor	\$148,686.64
Supreme Court/Habeas	\$47,108.83
Juvenile	\$63,200.01
Abuse & Neglect/Term.	\$145,710.18
Mental Hygiene	\$6,236.46
Other	\$41,482.88

Paternity, Parole/Probation Rev., Mag. Ct.,
Mandamus/Prohibition, Extradition,
Contempt, Fugitive, Other

TOTAL EXPENSES PAID	\$1,245,478.70
----------------------------	-----------------------

APPOINTED COUNSEL EXPENSES PAID FY 1999 BY CASE TYPE



**WEST VIRGINIA PUBLIC DEFENDER SERVICES
APPOINTED COUNSEL EXPENSES PAID BY CASE TYPE
FISCAL YEAR 1999**

CIRCUIT	FELONY	MISD	MENTAL HYGIENE	JUVENILE	PAT.	PAROLE PROBAT REV.	TERM ABUSE	HABEAS SUP. CT.	OTHER	TOTAL EXPENSES
01	CIRCUIT	\$9,544.42	\$1,130.05	\$504.44	\$483.95	\$0.00	\$134.77	\$22,549.07	\$178.85	\$34,915.17
02	CIRCUIT	\$5,660.90	\$70.88	\$25.65	\$145.37	\$0.00	\$32.49	\$3,221.71	\$0.00	\$9,979.40
03	CIRCUIT	\$27,210.38	\$25,686.18	\$62.16	\$2,361.25	\$0.00	\$878.41	\$2,970.64	\$762.11	\$60,597.61
04	CIRCUIT	\$176,725.29	\$52,348.51	\$46.70	\$14,753.63	\$1.48	\$1,653.61	\$26,201.11	\$4,698.70	\$284,496.99
05	CIRCUIT	\$2,785.33	\$585.83	\$90.18	\$424.10	\$0.00	\$95.39	\$2,404.62	\$255.55	\$6,714.08
06	CIRCUIT	\$31,771.29	\$936.65	\$0.00	\$2,074.13	\$0.00	\$99.82	\$5,862.47	\$29.43	\$41,031.32
07	CIRCUIT	\$10,261.38	\$1,855.67	\$0.00	\$770.16	\$0.00	\$75.93	\$843.56	\$672.12	\$14,696.63
08	CIRCUIT	\$27,446.56	\$1,628.84	\$1.10	\$9.36	\$0.00	\$650.00	\$463.30	\$0.00	\$30,628.16
09	CIRCUIT	\$26,859.01	\$1,944.42	\$32.60	\$6,758.73	\$0.00	\$425.44	\$10,508.53	\$188.32	\$48,694.74
10	CIRCUIT	\$1,913.62	\$311.65	\$154.72	\$364.88	\$0.00	\$205.41	\$1,649.19	\$94.56	\$4,897.85
11	CIRCUIT	\$33,015.97	\$5,661.75	\$0.00	\$513.00	\$0.00	\$141.45	\$3,603.10	\$46.92	\$43,007.89
12	CIRCUIT	\$15,732.61	\$241.57	\$0.00	\$232.74	\$0.00	\$1,447.60	\$1,496.86	\$0.00	\$20,177.18
13	CIRCUIT	\$84,420.57	\$6,884.05	\$888.53	\$2,532.84	\$28.67	\$400.90	\$2,910.45	\$350.56	\$112,542.97
14	CIRCUIT	\$24,256.80	\$6,074.69	\$163.39	\$3,562.61	\$3.19	\$1,093.93	\$13,150.27	\$284.87	\$49,399.51
15	CIRCUIT	\$3,857.88	\$228.05	\$46.50	\$1,184.23	\$0.00	\$39.59	\$3,283.55	\$11.50	\$11,201.97
16	CIRCUIT	\$18,218.50	\$1,934.49	\$283.63	\$3,953.15	\$0.00	\$1,285.47	\$3,091.53	\$61.76	\$31,431.05
17	CIRCUIT	\$37,037.13	\$3,072.39	\$146.29	\$556.00	\$0.00	\$777.26	\$3,701.65	\$1,041.88	\$47,736.05
18	CIRCUIT	\$9,375.99	\$1,781.25	\$32.00	\$1,049.05	\$0.00	\$183.42	\$9,521.04	\$208.29	\$23,607.39
19	CIRCUIT	\$174.72	\$1,896.48	\$0.00	\$337.50	\$0.00	\$0.00	\$1,294.28	\$0.00	\$3,734.98
20	CIRCUIT	\$19,288.52	\$4,203.15	\$157.84	\$127.27	\$0.00	\$132.04	\$1,666.21	\$98.54	\$26,344.78
21	CIRCUIT	\$7,270.46	\$1,094.37	\$9.10	\$3,848.43	\$0.00	\$255.31	\$1,284.06	\$523.41	\$14,497.50
22	CIRCUIT	\$21,572.81	\$2,374.50	\$34.20	\$2,808.54	\$0.00	\$171.72	\$3,691.40	\$10,520.85	\$41,920.06
23	CIRCUIT	\$51,214.81	\$1,786.78	\$173.22	\$2,081.09	\$0.00	\$26.22	\$4,491.65	\$4,640.97	\$66,986.06
24	CIRCUIT	\$7,772.40	\$1,012.39	\$319.57	\$1,215.00	\$0.00	\$81.86	\$4,683.65	\$19.40	\$15,148.20
25	CIRCUIT	\$37,162.91	\$2,990.98	\$83.88	\$1,737.52	\$0.00	\$177.83	\$2,845.61	\$344.03	\$45,664.04
26	CIRCUIT	\$32,265.48	\$4,527.35	\$2,835.41	\$3,699.33	\$0.00	\$901.26	\$1,088.04	\$1,454.70	\$47,573.28
27	CIRCUIT	\$17,590.16	\$1,814.24	\$12.50	\$779.99	\$0.00	\$621.81	\$857.74	\$381.40	\$22,261.44
28	CIRCUIT	\$2,840.45	\$113.31	\$5.50	\$18.20	\$0.00	\$0.00	\$764.15	\$85.86	\$4,676.74
29	CIRCUIT	\$18,890.69	\$3,102.80	\$68.62	\$2,902.11	\$0.00	\$406.63	\$1,963.90	\$583.44	\$31,407.09
30	CIRCUIT	\$11,167.58	\$3,776.50	\$46.33	\$273.23	\$111.44	\$108.00	\$2,016.61	\$435.40	\$18,193.17
31	CIRCUIT	\$19,749.08	\$7,616.87	\$12.40	\$1,642.62	\$0.00	\$318.16	\$1,630.23	\$72.23	\$31,315.40
STATE TOTAL										\$1,245,478.70
STATE TOTAL										\$1,245,478.70

**WEST VIRGINIA PUBLIC DEFENDER SERVICES
APPOINTED COUNSEL EXPENSES PAID BY CASE TYPE
FISCAL YEAR 1999**

CIRCUIT	FELONY	MISD	MENTAL HYGIENE	JUVENILE	PAT.	PAROLE PROBAT REV	TERM ABUSE	HABEAS SUP. CT.	OTHER	TOTAL EXPENSES
01 CIRCUIT										
BROOKE	\$1,115.70	\$365.77	\$64.63	\$264.56	\$0.00	\$68.16	\$2,955.77	\$0.00	\$17.48	\$4,852.07
HANCOCK	\$1,406.84	\$46.33	\$439.81	\$61.98	\$0.00	\$41.98	\$4,415.19	\$0.00	\$4.20	\$6,416.33
OHIO	\$7,021.88	\$717.95	\$0.00	\$157.41	\$0.00	\$24.63	\$15,178.11	\$389.62	\$157.17	\$23,646.77
CIRCUIT TOTAL	\$9,544.42	\$1,130.05	\$504.44	\$483.95	\$0.00	\$134.77	\$22,549.07	\$389.62	\$178.85	\$34,915.17
02 CIRCUIT										
MARSHALL	\$279.97	\$36.96	\$0.00	\$15.74	\$0.00	\$0.00	\$340.49	\$562.20	\$0.00	\$1,235.36
TYLER	\$1,350.00	\$0.00	\$0.00	\$0.00	\$0.00	\$0.00	\$2,524.94	\$192.20	\$0.00	\$4,067.14
WETZEL	\$4,030.93	\$33.92	\$25.65	\$129.63	\$0.00	\$32.49	\$356.28	\$68.00	\$0.00	\$4,676.90
CIRCUIT TOTAL	\$5,660.90	\$70.88	\$25.65	\$145.37	\$0.00	\$32.49	\$3,221.71	\$822.40	\$0.00	\$9,979.40
03 CIRCUIT										
DODDRIDGE	\$15,295.22	\$5,310.24	\$19.84	\$1,852.39	\$0.00	\$80.80	\$1,231.60	\$0.00	\$35.34	\$23,825.43
PLEASANTS	\$3,095.13	\$8,251.83	\$0.00	\$202.10	\$0.00	\$759.31	\$571.82	\$404.28	\$650.86	\$13,935.33
RITCHIE	\$8,820.03	\$12,124.11	\$42.32	\$306.76	\$0.00	\$38.30	\$1,167.22	\$262.20	\$75.91	\$22,836.85
CIRCUIT TOTAL	\$27,210.38	\$25,686.18	\$62.16	\$2,361.25	\$0.00	\$878.41	\$2,970.64	\$666.48	\$762.11	\$60,597.61
04 CIRCUIT										
WIRT	\$1,779.40	\$956.05	\$0.00	\$40.98	\$0.00	\$849.22	\$1,027.66	\$816.34	\$45.91	\$5,515.56
WOOD	\$174,945.89	\$51,392.46	\$46.70	\$14,712.65	\$1.48	\$804.39	\$25,173.45	\$7,251.62	\$4,652.79	\$278,981.43
CIRCUIT TOTAL	\$176,725.29	\$52,348.51	\$46.70	\$14,753.63	\$1.48	\$1,653.61	\$26,201.11	\$8,067.96	\$4,698.70	\$284,496.99
05 CIRCUIT										
CALHOUN	\$225.29	\$16.74	\$48.64	\$92.38	\$0.00	\$16.74	\$1,302.74	\$0.00	\$0.00	\$1,702.53
JACKSON	\$2,088.85	\$568.77	\$40.30	\$295.84	\$0.00	\$78.65	\$735.47	\$55.41	\$255.55	\$4,118.84
ROANE	\$471.19	\$0.32	\$1.24	\$35.88	\$0.00	\$0.00	\$366.41	\$17.67	\$0.00	\$892.71
CIRCUIT TOTAL	\$2,785.33	\$585.83	\$90.18	\$424.10	\$0.00	\$95.39	\$2,404.62	\$73.08	\$255.55	\$6,714.08
06 CIRCUIT										
CABELL	\$31,771.29	\$936.65	\$0.00	\$2,074.13	\$0.00	\$99.82	\$5,862.47	\$257.53	\$29.43	\$41,031.32
CIRCUIT TOTAL	\$31,771.29	\$936.65	\$0.00	\$2,074.13	\$0.00	\$99.82	\$5,862.47	\$257.53	\$29.43	\$41,031.32
07 CIRCUIT										
LOGAN	\$10,261.38	\$1,855.67	\$0.00	\$770.16	\$0.00	\$75.93	\$843.56	\$217.81	\$672.12	\$14,696.63
CIRCUIT TOTAL	\$10,261.38	\$1,855.67	\$0.00	\$770.16	\$0.00	\$75.93	\$843.56	\$217.81	\$672.12	\$14,696.63

**WEST VIRGINIA PUBLIC DEFENDER SERVICES
APPOINTED COUNSEL EXPENSES PAID BY CASE TYPE
FISCAL YEAR 1999**

CIRCUIT	FELONY	MISD	MENTAL HYGIENE	JUVENILE	PAT.	PAROLE PROBAT REV	TERM ABUSE	HABEAS SUP. CT.	OTHER	TOTAL EXPENSES
08 CIRCUIT										
MCDOWELL	\$27,446.56	\$1,628.84	\$1.10	\$9.36	\$0.00	\$650.00	\$463.30	\$429.00	\$0.00	\$30,628.16
CIRCUIT TOTAL	\$27,446.56	\$1,628.84	\$1.10	\$9.36	\$0.00	\$650.00	\$463.30	\$429.00	\$0.00	\$30,628.16
09 CIRCUIT										
MERCER	\$26,859.01	\$1,944.42	\$32.60	\$6,758.73	\$0.00	\$425.44	\$10,508.53	\$188.32	\$1,977.69	\$48,694.74
CIRCUIT TOTAL	\$26,859.01	\$1,944.42	\$32.60	\$6,758.73	\$0.00	\$425.44	\$10,508.53	\$188.32	\$1,977.69	\$48,694.74
10 CIRCUIT										
RALEIGH	\$1,913.62	\$311.65	\$154.72	\$364.88	\$0.00	\$205.41	\$1,649.19	\$203.82	\$94.56	\$4,897.85
CIRCUIT TOTAL	\$1,913.62	\$311.65	\$154.72	\$364.88	\$0.00	\$205.41	\$1,649.19	\$203.82	\$94.56	\$4,897.85
11 CIRCUIT										
GREENBRIER	\$29,597.22	\$4,445.85	\$0.00	\$513.00	\$0.00	\$141.45	\$3,454.69	\$25.70	\$24.42	\$38,202.33
POCAHONTAS	\$3,418.75	\$1,215.90	\$0.00	\$0.00	\$0.00	\$0.00	\$148.41	\$0.00	\$22.50	\$4,805.56
CIRCUIT TOTAL	\$33,015.97	\$5,661.75	\$0.00	\$513.00	\$0.00	\$141.45	\$3,603.10	\$25.70	\$46.92	\$43,007.89
12 CIRCUIT										
FAYETTE	\$15,732.61	\$241.57	\$0.00	\$232.74	\$0.00	\$1,447.60	\$1,496.86	\$1,025.80	\$0.00	\$20,177.18
CIRCUIT TOTAL	\$15,732.61	\$241.57	\$0.00	\$232.74	\$0.00	\$1,447.60	\$1,496.86	\$1,025.80	\$0.00	\$20,177.18
13 CIRCUIT										
KANAWHA	\$84,420.57	\$6,884.05	\$888.53	\$2,532.84	\$28.67	\$400.90	\$2,910.45	\$14,126.40	\$350.56	\$112,542.97
CIRCUIT TOTAL	\$84,420.57	\$6,884.05	\$888.53	\$2,532.84	\$28.67	\$400.90	\$2,910.45	\$14,126.40	\$350.56	\$112,542.97
14 CIRCUIT										
BRAXTON	\$2,911.68	\$1,807.08	\$12.00	\$261.83	\$0.00	\$382.70	\$771.96	\$0.00	\$251.06	\$6,398.31
CLAY	\$6,704.33	\$2,326.54	\$22.80	\$3,144.71	\$0.00	\$126.84	\$9,426.27	\$94.72	\$157.05	\$22,003.26
GILMER	\$3,926.20	\$1,053.21	\$116.05	\$99.75	\$0.00	\$0.00	\$1,908.80	\$8.35	\$292.19	\$7,404.55
WEBSTER	\$10,714.59	\$887.86	\$12.54	\$56.32	\$3.19	\$584.39	\$1,043.24	\$181.80	\$109.46	\$13,593.39
CIRCUIT TOTAL	\$24,256.80	\$6,074.69	\$163.39	\$3,562.61	\$3.19	\$1,093.93	\$13,150.27	\$284.87	\$809.76	\$49,399.51
15 CIRCUIT										
HARRISON	\$3,857.88	\$228.05	\$46.50	\$1,184.23	\$0.00	\$39.59	\$3,283.55	\$2,550.67	\$11.50	\$11,201.97
CIRCUIT TOTAL	\$3,857.88	\$228.05	\$46.50	\$1,184.23	\$0.00	\$39.59	\$3,283.55	\$2,550.67	\$11.50	\$11,201.97
16 CIRCUIT										
MARION	\$18,218.50	\$1,934.49	\$283.63	\$3,953.15	\$0.00	\$1,285.47	\$3,091.53	\$2,602.52	\$61.76	\$31,431.05
CIRCUIT TOTAL	\$18,218.50	\$1,934.49	\$283.63	\$3,953.15	\$0.00	\$1,285.47	\$3,091.53	\$2,602.52	\$61.76	\$31,431.05

**WEST VIRGINIA PUBLIC DEFENDER SERVICES
APPOINTED COUNSEL EXPENSES PAID BY CASE TYPE
FISCAL YEAR 1999**

CIRCUIT	FELONY	MISD	MENTAL HYGIENE	JUVENILE	PAT.	PAROLE PROBAT REV	TERM ABUSE	HABEAS SUP. CT.	OTHER	TOTAL EXPENSES
17 CIRCUIT										
MONONGALIA	\$37,037.13	\$3,072.39	\$146.29	\$556.00	\$0.00	\$777.26	\$3,701.65	\$1,403.45	\$1,041.88	\$47,736.05
CIRCUIT TOTAL	\$37,037.13	\$3,072.39	\$146.29	\$556.00	\$0.00	\$777.26	\$3,701.65	\$1,403.45	\$1,041.88	\$47,736.05
18 CIRCUIT										
PRESTON	\$9,375.99	\$1,781.25	\$0.00	\$1,049.05	\$0.00	\$183.42	\$9,521.04	\$1,488.35	\$208.29	\$23,607.39
CIRCUIT TOTAL	\$9,375.99	\$1,781.25	\$0.00	\$1,049.05	\$0.00	\$183.42	\$9,521.04	\$1,488.35	\$208.29	\$23,607.39
19 CIRCUIT										
BARBOUR	\$99.95	\$1,875.00	\$0.00	\$0.00	\$0.00	\$0.00	\$0.00	\$0.00	\$0.00	\$1,974.95
TAYLOR	\$74.77	\$21.48	\$32.00	\$337.50	\$0.00	\$0.00	\$1,294.28	\$0.00	\$0.00	\$1,760.03
CIRCUIT TOTAL	\$174.72	\$1,896.48	\$32.00	\$337.50	\$0.00	\$0.00	\$1,294.28	\$0.00	\$0.00	\$3,734.98
20 CIRCUIT										
RANDOLPH	\$19,288.52	\$4,203.15	\$157.84	\$127.27	\$0.00	\$132.04	\$1,666.21	\$671.21	\$98.54	\$26,344.78
CIRCUIT TOTAL	\$19,288.52	\$4,203.15	\$157.84	\$127.27	\$0.00	\$132.04	\$1,666.21	\$671.21	\$98.54	\$26,344.78
21 CIRCUIT										
GRANT	\$962.56	\$419.80	\$0.00	\$173.51	\$0.00	\$168.16	\$888.06	\$46.36	\$152.44	\$2,810.89
MINERAL	\$5,794.08	\$396.86	\$9.10	\$3,659.06	\$0.00	\$71.34	\$165.24	\$166.00	\$1.50	\$10,263.18
TUCKER	\$513.82	\$277.71	\$0.00	\$15.86	\$0.00	\$15.81	\$230.76	\$0.00	\$369.47	\$1,423.43
CIRCUIT TOTAL	\$7,270.46	\$1,094.37	\$9.10	\$3,848.43	\$0.00	\$255.31	\$1,284.06	\$212.36	\$523.41	\$14,497.50
22 CIRCUIT										
HAMPshire	\$6,779.60	\$492.07	\$0.00	\$20.62	\$0.00	\$0.00	\$427.73	\$25.20	\$7,877.42	\$15,622.64
HARDY	\$7,821.88	\$1,739.65	\$0.00	\$1,582.06	\$0.00	\$39.70	\$2,388.14	\$502.33	\$1,231.88	\$15,305.64
PENDLETON	\$6,971.33	\$142.78	\$34.20	\$1,205.86	\$0.00	\$132.02	\$875.53	\$218.51	\$1,411.55	\$10,991.78
CIRCUIT TOTAL	\$21,572.81	\$2,374.50	\$34.20	\$2,808.54	\$0.00	\$171.72	\$3,691.40	\$746.04	\$10,520.85	\$41,920.06
23 CIRCUIT										
BERKELEY	\$18,548.15	\$201.64	\$139.10	\$372.58	\$0.00	\$5.59	\$2,100.53	\$2,769.81	\$2,571.32	\$26,708.72
JEFFERSON	\$29,718.17	\$1,167.18	\$14.52	\$1,561.13	\$0.00	\$10.00	\$2,233.67	\$1,752.27	\$0.00	\$36,456.94
MORGAN	\$2,948.49	\$417.96	\$19.60	\$147.38	\$0.00	\$10.63	\$157.45	\$118.89	\$0.00	\$3,820.40
CIRCUIT TOTAL	\$51,214.81	\$1,786.78	\$173.22	\$2,081.09	\$0.00	\$26.22	\$4,491.65	\$4,640.97	\$2,571.32	\$66,986.06
24 CIRCUIT										
WAYNE	\$7,772.40	\$1,012.39	\$319.57	\$1,215.00	\$0.00	\$81.86	\$4,683.65	\$19.40	\$43.93	\$15,148.20
CIRCUIT TOTAL	\$7,772.40	\$1,012.39	\$319.57	\$1,215.00	\$0.00	\$81.86	\$4,683.65	\$19.40	\$43.93	\$15,148.20

**WEST VIRGINIA PUBLIC DEFENDER SERVICES
APPOINTED COUNSEL EXPENSES PAID BY CASE TYPE
FISCAL YEAR 1999**

CIRCUIT	FELONY	MISD	MENTAL HYGIENE	JUVENILE	PAT.	PAROLE PROBAT REV	TERM ABUSE	HABEAS SUP. CT.	OTHER	TOTAL EXPENSES
25 CIRCUIT										
BOONE	\$22,512.94	\$55.15	\$2.24	\$59.97	\$0.00	\$20.76	\$8.32	\$300.00	\$297.09	\$23,256.47
LINCOLN	\$14,649.97	\$2,935.83	\$81.64	\$1,677.55	\$0.00	\$157.07	\$2,837.29	\$21.28	\$46.94	\$22,407.57
CIRCUIT TOTAL	\$37,162.91	\$2,990.98	\$83.88	\$1,737.52	\$0.00	\$177.83	\$2,845.61	\$321.28	\$344.03	\$45,664.04
26 CIRCUIT										
LEWIS	\$9,931.91	\$1,572.46	\$2,597.23	\$2,254.53	\$0.00	\$778.16	\$606.10	\$548.89	\$991.75	\$19,281.03
UPSHUR	\$22,333.57	\$2,954.89	\$238.18	\$1,444.80	\$0.00	\$123.10	\$481.94	\$252.82	\$462.95	\$28,292.25
CIRCUIT TOTAL	\$32,265.48	\$4,527.35	\$2,835.41	\$3,699.33	\$0.00	\$901.26	\$1,088.04	\$801.71	\$1,454.70	\$47,573.28
27 CIRCUIT										
WYOMING	\$17,590.16	\$1,814.24	\$12.50	\$779.99	\$0.00	\$621.81	\$857.74	\$203.60	\$381.40	\$22,261.44
CIRCUIT TOTAL	\$17,590.16	\$1,814.24	\$12.50	\$779.99	\$0.00	\$621.81	\$857.74	\$203.60	\$381.40	\$22,261.44
28 CIRCUIT										
NICHOLAS	\$2,840.45	\$113.31	\$5.50	\$18.20	\$0.00	\$0.00	\$764.15	\$849.27	\$85.86	\$4,676.74
CIRCUIT TOTAL	\$2,840.45	\$113.31	\$5.50	\$18.20	\$0.00	\$0.00	\$764.15	\$849.27	\$85.86	\$4,676.74
29 CIRCUIT										
MASON	\$11,691.51	\$986.06	\$67.50	\$2,541.47	\$0.00	\$309.30	\$40.70	\$3,277.56	\$450.45	\$19,364.55
PUTNAM	\$7,199.18	\$2,116.74	\$1.12	\$360.64	\$0.00	\$97.33	\$1,923.20	\$211.34	\$132.99	\$12,042.54
CIRCUIT TOTAL	\$18,890.69	\$3,102.80	\$68.62	\$2,902.11	\$0.00	\$406.63	\$1,963.90	\$3,488.90	\$583.44	\$31,407.09
30 CIRCUIT										
MINGO	\$11,167.58	\$3,776.50	\$46.33	\$273.23	\$111.44	\$108.00	\$2,016.61	\$258.08	\$435.40	\$18,193.17
CIRCUIT TOTAL	\$11,167.58	\$3,776.50	\$46.33	\$273.23	\$111.44	\$108.00	\$2,016.61	\$258.08	\$435.40	\$18,193.17
31 CIRCUIT										
MONROE	\$3,678.42	\$1,697.25	\$12.40	\$88.56	\$0.00	\$0.32	\$337.48	\$72.23	\$0.00	\$5,886.66
SUMMERS	\$16,070.66	\$5,919.62	\$0.00	\$1,554.06	\$0.00	\$317.84	\$1,292.75	\$0.00	\$273.81	\$25,428.74
CIRCUIT TOTAL	\$19,749.08	\$7,616.87	\$12.40	\$1,642.62	\$0.00	\$318.16	\$1,630.23	\$72.23	\$273.81	\$31,315.40
STATE TOTAL	\$793,053.70	\$148,686.64	\$6,236.46	\$63,200.01	\$144.78	\$12,821.73	\$145,710.18	\$47,108.83	\$28,516.37	\$1,245,478.70

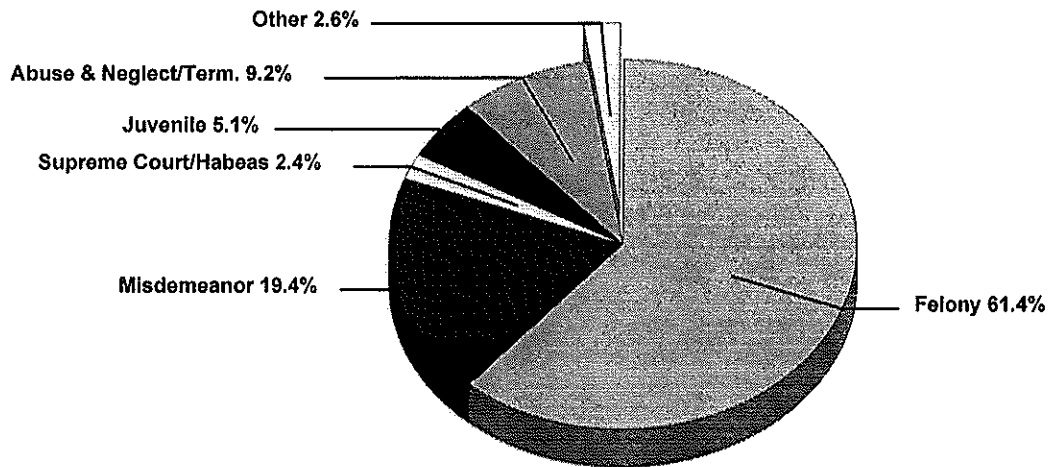
APPOINTED COUNSEL DIRECT EXPENSE CLAIMS PAID IN FY 1999

Felony	596
Misdemeanor	188
Supreme Court/Habeas	23
Juvenile	50
Abuse & Neglect/Term.	89
Other	25

Paternity, Parole/Probation Rev., Mag. Ct. Mandamus/Prohibition, Extradition, Contempt, Fugitive, Other

TOTAL CLAIMS PAID	971
--------------------------	------------

APPOINTED COUNSEL DIRECT EXPENSE CLAIMS PAID FY 1999 BY CASE TYPE



**WEST VIRGINIA PUBLIC DEFENDER SERVICES
TOTAL DIRECT EXPENSE CLAIMS PAID FY 1999**

CIRCUIT	FELONY	MISD.	JUVENILE	PAROLE PROBAT REV	TERM ABUSE	HABEAS SUP. CT.	OTHER	TOTAL CLAIMS
01 CIRCUIT	1	0	0	0	11	0	0	12
02 CIRCUIT	1	0	0	0	3	0	0	4
03 CIRCUIT	28	53	2	1	0	1	0	85
04 CIRCUIT	235	103	24	0	32	10	11	415
05 CIRCUIT	1	0	0	0	2	0	0	3
06 CIRCUIT	5	1	2	0	4	0	0	12
07 CIRCUIT	1	0	0	0	0	0	0	1
08 CIRCUIT	15	0	0	0	0	1	0	16
09 CIRCUIT	29	2	2	0	8	0	0	41
10 CIRCUIT	1	0	0	0	0	0	0	1
11 CIRCUIT	4	1	0	0	1	0	0	6
12 CIRCUIT	3	0	0	1	2	2	0	8
13 CIRCUIT	78	5	4	1	3	5	0	96
14 CIRCUIT	9	1	1	1	9	0	0	21
15 CIRCUIT	3	0	1	0	1	1	0	6
16 CIRCUIT	9	1	1	0	1	0	0	12
17 CIRCUIT	19	0	0	0	4	0	1	24
18 CIRCUIT	3	0	0	0	1	0	0	4
19 CIRCUIT	0	1	1	0	0	0	0	2
20 CIRCUIT	9	4	0	0	0	0	0	13
21 CIRCUIT	10	1	4	0	0	0	0	15
22 CIRCUIT	8	1	1	0	1	0	3	14
23 CIRCUIT	26	0	1	0	2	1	1	31
24 CIRCUIT	4	0	0	0	0	0	0	4
25 CIRCUIT	18	1	0	0	1	1	1	22
26 CIRCUIT	21	5	3	1	0	0	2	32
27 CIRCUIT	13	0	1	0	0	0	0	14
28 CIRCUIT	1	0	0	0	0	0	0	1
29 CIRCUIT	13	3	1	1	2	1	0	21
30 CIRCUIT	10	0	0	0	0	0	0	10
31 CIRCUIT	18	5	1	0	1	0	0	25
STATE TOTAL	596	188	50	6	89	23	19	971

**WEST VIRGINIA PUBLIC DEFENDER SERVICES
TOTAL DIRECT EXPENSE CLAIMS PAID FY 1999**

CIRCUIT COUNTY	FELONY	MISD.	JUVENILE	PAROLE PROBAT REV	TERM ABUSE	HABEAS SUP. CT.	OTHER	TOTAL CLAIMS
01 CIRCUIT								
BROOKE	0	0	0	0	2	0	0	2
HANCOCK	0	0	0	0	4	0	0	4
OHIO	1	0	0	0	5	0	0	6
CIRCUIT TOTAL	1	0	0	0	11	0	0	12
02 CIRCUIT								
TYLER	0	0	0	0	2	0	0	2
WETZEL	1	0	0	0	1	0	0	2
CIRCUIT TOTAL	1	0	0	0	3	0	0	4
03 CIRCUIT								
DODDRIDGE	15	10	2	0	0	0	0	27
PLEASANTS	1	20	0	1	0	1	0	23
RITCHIE	12	23	0	0	0	0	0	35
CIRCUIT TOTAL	28	53	2	1	0	1	0	85
04 CIRCUIT								
WIRT	2	1	0	0	1	1	0	5
WOOD	233	102	24	0	31	9	11	410
CIRCUIT TOTAL	235	103	24	0	32	10	11	415
05 CIRCUIT								
CALHOUN	0	0	0	0	2	0	0	2
ROANE	1	0	0	0	0	0	0	1
CIRCUIT TOTAL	1	0	0	0	2	0	0	3
06 CIRCUIT								
CABELL	5	1	2	0	4	0	0	12
CIRCUIT TOTAL	5	1	2	0	4	0	0	12
07 CIRCUIT								
LOGAN	1	0	0	0	0	0	0	1
CIRCUIT TOTAL	1	0	0	0	0	0	0	1
08 CIRCUIT								
MCDOWELL	15	0	0	0	0	1	0	16
CIRCUIT TOTAL	15	0	0	0	0	1	0	16
09 CIRCUIT								
MERCER	29	2	2	0	8	0	0	41
CIRCUIT TOTAL	29	2	2	0	8	0	0	41
10 CIRCUIT								
RALEIGH	1	0	0	0	0	0	0	1
CIRCUIT TOTAL	1	0	0	0	0	0	0	1
11 CIRCUIT								
GREENBRIER	3	0	0	0	1	0	0	4
POCAHONTAS	1	1	0	0	0	0	0	2
CIRCUIT TOTAL	4	1	0	0	1	0	0	6

**WEST VIRGINIA PUBLIC DEFENDER SERVICES
TOTAL DIRECT EXPENSE CLAIMS PAID FY 1999**

CIRCUIT COUNTY	FELONY	MISD.	JUVENILE	PAROLE PROBAT REV	TERM ABUSE	HABEAS SUP. CT.	OTHER	TOTAL CLAIMS
12 CIRCUIT								
FAYETTE	3	0	0	1	2	2	0	8
CIRCUIT TOTAL	3	0	0	1	2	2	0	8
13 CIRCUIT								
KANAWHA	78	5	4	1	3	5	0	96
CIRCUIT TOTAL	78	5	4	1	3	5	0	96
14 CIRCUIT								
BRAXTON	0	0	0	1	0	0	0	1
CLAY	2	1	1	0	8	0	0	12
GILMER	4	0	0	0	1	0	0	5
WEBSTER	3	0	0	0	0	0	0	3
CIRCUIT TOTAL	9	1	1	1	9	0	0	21
15 CIRCUIT								
HARRISON	3	0	1	0	1	1	0	6
CIRCUIT TOTAL	3	0	1	0	1	1	0	6
16 CIRCUIT								
MARION	9	1	1	0	1	0	0	12
CIRCUIT TOTAL	9	1	1	0	1	0	0	12
17 CIRCUIT								
MONONGALIA	19	0	0	0	4	0	1	24
CIRCUIT TOTAL	19	0	0	0	4	0	1	24
18 CIRCUIT								
PRESTON	3	0	0	0	1	0	0	4
CIRCUIT TOTAL	3	0	0	0	1	0	0	4
19 CIRCUIT								
BARBOUR	0	1	0	0	0	0	0	1
TAYLOR	0	0	1	0	0	0	0	1
CIRCUIT TOTAL	0	1	1	0	0	0	0	2
20 CIRCUIT								
RANDOLPH	9	4	0	0	0	0	0	13
CIRCUIT TOTAL	9	4	0	0	0	0	0	13
21 CIRCUIT								
GRANT	1	0	0	0	0	0	0	1
MINERAL	9	1	4	0	0	0	0	14
CIRCUIT TOTAL	10	1	4	0	0	0	0	15
22 CIRCUIT								
HAMPSHIRE	1	1	0	0	0	0	1	3
HARDY	4	0	0	0	0	0	0	4
PENDLETON	3	0	1	0	1	0	2	7
CIRCUIT TOTAL	8	1	1	0	1	0	3	14

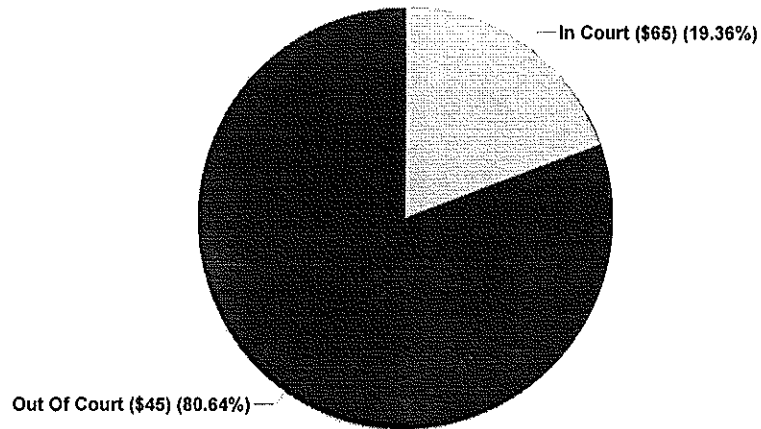
**WEST VIRGINIA PUBLIC DEFENDER SERVICES
TOTAL DIRECT EXPENSE CLAIMS PAID FY 1999**

CIRCUIT COUNTY	FELONY	MISD.	JUVENILE	PAROLE PROBAT REV	TERM ABUSE	HABEAS SUP. CT.	OTHER	TOTAL CLAIMS
23 CIRCUIT								
BERKELEY	10	0	0	0	1	1	1	13
JEFFERSON	15	0	1	0	1	0	0	17
MORGAN	1	0	0	0	0	0	0	1
CIRCUIT TOTAL	26	0	1	0	2	1	1	31
24 CIRCUIT								
WAYNE	4	0	0	0	0	0	0	4
CIRCUIT TOTAL	4	0	0	0	0	0	0	4
25 CIRCUIT								
BOONE	11	0	0	0	0	1	1	13
LINCOLN	7	1	0	0	1	0	0	9
CIRCUIT TOTAL	18	1	0	0	1	1	1	22
26 CIRCUIT								
LEWIS	3	1	2	1	0	0	1	8
UPSHUR	18	4	1	0	0	0	1	24
CIRCUIT TOTAL	21	5	3	1	0	0	2	32
27 CIRCUIT								
WYOMING	13	0	1	0	0	0	0	14
CIRCUIT TOTAL	13	0	1	0	0	0	0	14
28 CIRCUIT								
NICHOLAS	1	0	0	0	0	0	0	1
CIRCUIT TOTAL	1	0	0	0	0	0	0	1
29 CIRCUIT								
MASON	4	0	1	1	0	1	0	7
PUTNAM	9	3	0	0	2	0	0	14
CIRCUIT TOTAL	13	3	1	1	2	1	0	21
30 CIRCUIT								
MINGO	10	0	0	0	0	0	0	10
CIRCUIT TOTAL	10	0	0	0	0	0	0	10
31 CIRCUIT								
MONROE	5	1	0	0	0	0	0	6
SUMMERS	13	4	1	0	1	0	0	19
CIRCUIT TOTAL	18	5	1	0	1	0	0	25
STATE TOTAL	596	188	50	6	89	23	19	971

**APPOINTED COUNSEL HOURS PAID IN COURT/OUT OF COURT
FOR FY 1999**

In Court (\$65)	47,814.70
Out Of Court (\$45)	199,102.28
Total Hours Paid	246,916.98

**APPOINTED COUNSEL HOURS PAID FY 1999
IN COURT/OUT OF COURT**



**WEST VIRGINIA PUBLIC DEFENDER SERVICES
APPOINTED COUNSEL IN/OUT OF COURT HOURS
FISCAL YEAR 1999**

CIRCUIT	IN COURT	OUT OF COURT	TOTAL HOURS	
01	CIRCUIT TOTAL	1,252.70	7,887.22	9,139.92
02	CIRCUIT TOTAL	513.50	1,723.93	2,237.43
03	CIRCUIT TOTAL	1,124.00	5,236.48	6,360.48
04	CIRCUIT TOTAL	4,072.40	18,578.70	22,651.10
05	CIRCUIT TOTAL	1,145.60	2,004.10	3,149.70
06	CIRCUIT TOTAL	2,663.70	5,497.90	8,161.60
07	CIRCUIT TOTAL	1,248.30	4,785.70	6,034.00
08	CIRCUIT TOTAL	873.20	3,120.60	3,993.80
09	CIRCUIT TOTAL	1,766.00	6,827.04	8,593.04
10	CIRCUIT TOTAL	921.40	3,264.70	4,186.10
11	CIRCUIT TOTAL	1,057.90	6,847.48	7,905.38
12	CIRCUIT TOTAL	273.90	1,034.00	1,307.90
13	CIRCUIT TOTAL	6,400.60	18,838.96	25,239.56
14	CIRCUIT TOTAL	1,629.50	7,215.20	8,844.70
15	CIRCUIT TOTAL	643.00	4,834.47	5,477.47
16	CIRCUIT TOTAL	2,670.20	15,187.96	17,858.16
17	CIRCUIT TOTAL	1,551.50	9,615.20	11,166.70
18	CIRCUIT TOTAL	1,166.70	7,012.20	8,178.90
19	CIRCUIT TOTAL	767.10	4,999.50	5,766.60
20	CIRCUIT TOTAL	1,318.90	7,439.89	8,758.79
21	CIRCUIT TOTAL	766.40	5,045.70	5,812.10
22	CIRCUIT TOTAL	1,337.40	5,381.50	6,718.90
23	CIRCUIT TOTAL	1,723.30	6,993.72	8,717.02
24	CIRCUIT TOTAL	1,168.40	2,254.60	3,423.00
25	CIRCUIT TOTAL	2,916.20	7,018.50	9,934.70
26	CIRCUIT TOTAL	1,510.60	6,298.90	7,809.50
27	CIRCUIT TOTAL	1,183.20	7,032.40	8,215.60
28	CIRCUIT TOTAL	343.50	1,182.40	1,525.90
29	CIRCUIT TOTAL	1,885.50	8,805.40	10,690.90
30	CIRCUIT TOTAL	1,201.20	3,932.33	5,133.53
31	CIRCUIT TOTAL	718.90	3,205.60	3,924.50
STATE TOTAL	47,814.70	199,102.28	246,916.98	

**WEST VIRGINIA PUBLIC DEFENDER SERVICES
APPOINTED COUNSEL HOURS PAID BY CASE TYPE
FISCAL YEAR 1999**

CIRCUIT COUNTY	FELONY	MISD	MENTAL HYGIENE	JUVENILE	PAT.	PAROLE PROBATION REV	TERM ABUSE	HABEAS SUP. CT.	OTHER	TOTAL HOURS
01 CIRCUIT										
BROOKE	512.90	211.00	99.60	339.70	0.00	51.80	532.70	0.00	25.20	1,772.90
HANCOCK	609.30	48.20	200.10	82.40	0.00	15.90	1,111.40	0.00	3.60	2,070.90
OHIO	2,253.30	370.60	8.70	111.90	0.00	17.20	2,286.32	166.30	81.80	5,296.12
CIRCUIT TOTAL	3,375.50	629.80	308.40	534.00	0.00	84.90	3,930.42	166.30	110.60	9,139.92
02 CIRCUIT										
MARSHALL	342.30	117.50	2.00	101.10	0.00	0.00	253.60	178.60	0.00	995.10
TYLER	124.93	7.80	2.90	24.70	0.00	0.00	285.70	60.80	7.80	514.63
WETZEL	221.10	26.70	22.90	112.90	0.00	21.10	294.10	23.40	5.50	727.70
CIRCUIT TOTAL	688.33	152.00	27.80	238.70	0.00	21.10	833.40	262.80	13.30	2,237.43
03 CIRCUIT										
DODDRIDGE	892.60	529.30	11.80	187.70	0.00	7.20	149.50	9.10	29.00	1,816.20
PLEASANTS	568.60	605.90	9.70	179.50	0.00	59.70	166.90	29.30	188.00	1,807.60
RITCHIE	744.90	787.40	28.00	131.10	0.00	20.00	669.98	209.70	145.60	2,736.68
CIRCUIT TOTAL	2,206.10	1,922.60	49.50	498.30	0.00	86.90	986.38	248.10	362.60	6,360.48
04 CIRCUIT										
WIRT	245.30	311.60	12.10	28.30	0.00	14.10	338.70	62.90	26.00	1,039.00
WOOD	6,922.20	7,857.80	380.20	1,723.00	19.10	283.30	3,022.00	832.70	571.80	21,612.10
CIRCUIT TOTAL	7,167.50	8,169.40	392.30	1,751.30	19.10	297.40	3,360.70	895.60	597.80	22,651.10
05 CIRCUIT										
CALHOUN	152.70	58.00	14.10	73.60	0.00	12.20	219.20	74.70	13.80	618.30
JACKSON	517.00	201.00	17.90	223.30	0.00	31.20	653.70	43.30	57.00	1,744.40
ROANE	260.60	34.80	4.40	99.20	0.00	0.00	250.70	128.60	8.70	787.00
CIRCUIT TOTAL	930.30	293.80	36.40	396.10	0.00	43.40	1,123.60	246.60	79.50	3,149.70
06 CIRCUIT										
CABELL	2,475.60	923.60	692.10	728.90	0.00	103.50	2,724.10	464.40	49.40	8,161.60
CIRCUIT TOTAL	2,475.60	923.60	692.10	728.90	0.00	103.50	2,724.10	464.40	49.40	8,161.60
07 CIRCUIT										
LOGAN	1,317.90	1,579.10	2.20	1,038.20	0.00	167.10	1,364.90	257.20	307.40	6,034.00
CIRCUIT TOTAL	1,317.90	1,579.10	2.20	1,038.20	0.00	167.10	1,364.90	257.20	307.40	6,034.00
08 CIRCUIT										
MCDOWELL	1,933.30	803.70	56.40	271.50	0.00	38.00	854.80	0.00	36.10	3,993.80
CIRCUIT TOTAL	1,933.30	803.70	56.40	271.50	0.00	38.00	854.80	0.00	36.10	3,993.80
09 CIRCUIT										
MERCER	3,334.60	634.60	68.30	873.14	17.50	143.40	3,167.70	130.90	222.90	8,593.04
CIRCUIT TOTAL	3,334.60	634.60	68.30	873.14	17.50	143.40	3,167.70	130.90	222.90	8,593.04

**WEST VIRGINIA PUBLIC DEFENDER SERVICES
APPOINTED COUNSEL HOURS PAID BY CASE TYPE
FISCAL YEAR 1999**

CIRCUIT COUNTY	FELONY	MISD	MENTAL HYGIENE	JUVENILE	PAT.	PAROLE PROBATION REV	TERM ABUSE	HABEAS SUP. CT.	OTHER	TOTAL HOURS
10 CIRCUIT										
RALEIGH	1,266.30	428.80	183.20	247.40	0.00	26.70	1,908.00	63.50	62.20	4,186.10
CIRCUIT TOTAL	1,266.30	428.80	183.20	247.40	0.00	26.70	1,908.00	63.50	62.20	4,186.10
11 CIRCUIT										
GREENBRIER	2,388.48	1,770.10	182.60	545.20	17.50	71.00	981.60	153.50	171.10	6,281.08
POCAHONTAS	723.70	511.10	96.60	73.80	0.00	0.00	137.40	0.00	81.70	1,624.30
CIRCUIT TOTAL	3,112.18	2,281.20	279.20	619.00	17.50	71.00	1,119.00	153.50	252.80	7,905.38
12 CIRCUIT										
FAYETTE	466.50	190.40	2.00	219.20	0.00	0.00	268.30	161.50	0.00	1,307.90
CIRCUIT TOTAL	466.50	190.40	2.00	219.20	0.00	0.00	268.30	161.50	0.00	1,307.90
13 CIRCUIT										
KANAWHA	8,495.86	9,238.17	1,228.84	1,830.40	63.20	248.40	3,234.70	336.10	563.90	25,239.56
CIRCUIT TOTAL	8,495.86	9,238.17	1,228.84	1,830.40	63.20	248.40	3,234.70	336.10	563.90	25,239.56
14 CIRCUIT										
BRAXTON	925.20	638.70	38.90	151.80	0.00	56.90	349.60	9.20	104.00	2,274.30
CLAY	851.00	859.70	28.80	214.90	0.00	37.40	288.40	66.20	59.20	2,405.60
GILMER	446.90	396.30	17.60	39.00	0.00	0.00	426.90	10.70	74.40	1,411.80
WEBSTER	1,222.50	475.40	8.30	73.40	1.50	91.80	494.10	349.80	36.20	2,753.00
CIRCUIT TOTAL	3,445.60	2,370.10	93.60	479.10	1.50	186.10	1,559.00	435.90	273.80	8,844.70
15 CIRCUIT										
HARRISON	1,265.80	475.20	6.40	403.23	0.00	112.10	2,709.37	475.67	29.70	5,477.47
CIRCUIT TOTAL	1,265.80	475.20	6.40	403.23	0.00	112.10	2,709.37	475.67	29.70	5,477.47
16 CIRCUIT										
MARION	4,842.04	3,720.40	472.00	4,137.21	0.00	743.40	2,185.50	1,229.30	528.30	17,858.16
CIRCUIT TOTAL	4,842.04	3,720.40	472.00	4,137.21	0.00	743.40	2,185.50	1,229.30	528.30	17,858.16
17 CIRCUIT										
MONONGALIA	3,823.40	3,859.00	576.50	700.60	0.00	143.80	1,056.40	422.40	584.60	11,166.70
CIRCUIT TOTAL	3,823.40	3,859.00	576.50	700.60	0.00	143.80	1,056.40	422.40	584.60	11,166.70
18 CIRCUIT										
PRESTON	2,403.60	1,107.60	61.50	593.00	0.00	90.60	2,989.50	799.50	133.60	8,178.90
CIRCUIT TOTAL	2,403.60	1,107.60	61.50	593.00	0.00	90.60	2,989.50	799.50	133.60	8,178.90
19 CIRCUIT										
BARBOUR	592.90	586.60	86.50	457.20	0.00	11.90	489.80	117.20	50.20	2,392.30
TAYLOR	623.20	1,019.60	143.20	705.10	0.00	36.40	721.80	94.00	31.00	3,374.30
CIRCUIT TOTAL	1,216.10	1,606.20	229.70	1,162.30	0.00	48.30	1,211.60	211.20	81.20	5,766.60
20 CIRCUIT										
RANDOLPH	3,000.69	2,813.20	198.10	677.40	0.00	84.70	1,620.30	236.00	128.40	8,758.79
CIRCUIT TOTAL	3,000.69	2,813.20	198.10	677.40	0.00	84.70	1,620.30	236.00	128.40	8,758.79

**WEST VIRGINIA PUBLIC DEFENDER SERVICES
APPOINTED COUNSEL HOURS PAID BY CASE TYPE
FISCAL YEAR 1999**

CIRCUIT COUNTY	FELONY	MISD	MENTAL HYGIENE	JUVENILE	PAT.	PAROLE PROBATION REV	TERM ABUSE	HABEAS SUP. CT.	OTHER	TOTAL HOURS
21 CIRCUIT										
GRANT	876.20	316.70	26.40	245.40	0.00	46.30	581.70	151.20	114.60	2,358.50
MINERAL	1,080.00	299.90	32.60	388.70	0.00	163.50	825.40	43.50	40.30	2,873.90
TUCKER	241.10	103.10	0.00	24.50	0.00	11.40	119.70	0.00	79.90	579.70
CIRCUIT TOTAL	2,197.30	719.70	59.00	658.60	0.00	221.20	1,526.80	194.70	234.80	5,812.10
22 CIRCUIT										
HAMPSHIRE	729.30	864.50	9.00	159.10	0.00	3.90	435.90	25.30	85.10	2,312.10
HARDY	1,010.70	850.30	8.80	496.30	0.00	109.40	417.80	109.60	165.30	3,168.20
PENDLETON	515.00	90.30	7.70	114.90	0.00	75.50	199.50	82.00	153.70	1,238.60
CIRCUIT TOTAL	2,255.00	1,805.10	25.50	770.30	0.00	188.80	1,053.20	216.90	404.10	6,718.90
23 CIRCUIT										
BERKELEY	1,302.40	216.00	221.50	449.82	0.00	10.60	1,495.70	911.00	101.60	4,708.62
JEFFERSON	1,285.80	220.60	27.50	486.40	0.00	8.30	859.60	257.40	7.20	3,152.80
MORGAN	327.60	188.90	14.30	141.40	0.00	13.70	130.60	39.10	0.00	855.60
CIRCUIT TOTAL	2,915.80	625.50	263.30	1,077.62	0.00	32.60	2,485.90	1,207.50	108.80	8,717.02
24 CIRCUIT										
WAYNE	978.40	235.20	131.40	380.30	0.00	26.50	1,583.20	75.40	12.60	3,423.00
CIRCUIT TOTAL	978.40	235.20	131.40	380.30	0.00	26.50	1,583.20	75.40	12.60	3,423.00
25 CIRCUIT										
BOONE	1,630.50	975.30	185.60	483.10	0.00	74.40	291.30	5.90	108.90	3,755.00
LINCOLN	2,641.30	1,263.70	113.50	1,023.60	0.00	90.70	1,006.60	21.30	19.00	6,179.70
CIRCUIT TOTAL	4,271.80	2,239.00	299.10	1,506.70	0.00	165.10	1,297.90	27.20	127.90	9,934.70
26 CIRCUIT										
LEWIS	993.30	322.80	920.30	155.80	0.00	61.60	437.60	303.60	117.20	3,312.20
UPSHUR	1,983.00	629.20	96.40	616.80	0.00	119.60	611.90	240.10	200.30	4,497.30
CIRCUIT TOTAL	2,976.30	952.00	1,016.70	772.60	0.00	181.20	1,049.50	543.70	317.50	7,809.50
27 CIRCUIT										
WYOMING	2,815.30	2,869.40	35.40	675.20	0.00	90.90	1,423.10	92.40	213.90	8,215.60
CIRCUIT TOTAL	2,815.30	2,869.40	35.40	675.20	0.00	90.90	1,423.10	92.40	213.90	8,215.60
28 CIRCUIT										
NICHOLAS	542.90	66.70	13.00	88.40	0.00	11.80	602.20	157.50	43.40	1,525.90
CIRCUIT TOTAL	542.90	66.70	13.00	88.40	0.00	11.80	602.20	157.50	43.40	1,525.90
29 CIRCUIT										
MASON	1,900.70	1,264.00	249.20	659.70	5.80	60.50	188.40	91.80	209.90	4,630.00
PUTNAM	2,312.30	1,865.20	79.60	705.20	0.00	66.10	538.90	373.30	120.30	6,060.90
CIRCUIT TOTAL	4,213.00	3,129.20	328.80	1,364.90	5.80	126.60	727.30	465.10	330.20	10,690.90
30 CIRCUIT										
MINGO	2,009.49	1,010.40	19.50	177.40	37.10	28.20	1,582.24	126.30	142.90	5,133.53
CIRCUIT TOTAL	2,009.49	1,010.40	19.50	177.40	37.10	28.20	1,582.24	126.30	142.90	5,133.53

**WEST VIRGINIA PUBLIC DEFENDER SERVICES
 APPOINTED COUNSEL HOURS PAID BY CASE TYPE
 FISCAL YEAR 1999**

CIRCUIT COUNTY	FELONY	MISD	MENTAL HYGIENE	JUVENILE	PAT.	PAROLE PROBAT REV	TERM ABUSE	HABEAS SUP. CT.	OTHER	TOTAL HOURS
31 CIRCUIT										
MONROE	441.00	291.90	10.90	51.50	0.00	4.30	227.80	67.00	3.10	1,097.50
SUMMERS	1,556.10	628.90	13.30	285.30	0.00	76.90	200.70	0.00	65.80	2,827.00
CIRCUIT TOTAL	1,997.10	920.80	24.20	336.80	0.00	81.20	428.50	67.00	68.90	3,924.50
STATE TOTAL	83,939.59	57,771.86	7,180.34	25,207.81	161.70	3,894.90	51,967.51	10,370.17	6,423.10	246,916.98

**WEST VIRGINIA PUBLIC DEFENDER SERVICES
 APPOINTED COUNSEL FEES AND EXPENSES PAID
 FISCAL YEAR 1999
 (In Descending Order By Total)**

\$293,820.42	CLAGETT & GOREY
\$196,473.03	HAUGHT IRA M
\$170,781.91	STAPLETON LAW OFFICES LC
\$137,310.43	VICTOR MATTHEW A
\$132,870.48	TRI-S INVESTIGATION
\$131,550.10	STEVEN A JONES LC
\$129,665.39	BRYANT CARL P
\$113,141.28	LESTER WILLIAM M
\$113,119.99	CAMILLETTI DAVID A
\$97,907.06	LAW OFFICE OF BRUCE M WHITE LC
\$97,688.93	SKAGGS G ERNEST
\$96,536.47	MORRIS GARY W II
\$95,786.49	WHITE KEITH
\$91,794.33	COLLINS & COURTRIGHT
\$89,240.59	RADCLIFF PATRICK N
\$86,964.10	BENFORD LEE F II
\$85,667.50	COREY DANIEL S
\$82,544.91	BUTCHER & BUTCHER
\$81,587.41	REXROAD WILLETT & NANNERS PLLC
\$81,150.00	WALLACE MICHAEL K
\$79,664.49	KRIVONYAK JOHN C
\$78,663.13	ARBUCKLE DOUGLAS H
\$78,148.19	MOSES JOSEPH J
\$77,913.44	WOLFE DORWIN J
\$77,896.87	VALENTINO WILLIAM RIDER
\$77,578.37	ZIEGLER & GUNNOE
\$76,496.52	GARRETT & GARRETT
\$76,041.95	FOLICKMAN & SMITH LLC
\$75,111.38	HUSSELL & KELLER LC
\$74,758.89	BURDETTE KRISTINE ADELE
\$73,730.88	CARDOT LAW OFFICES
\$73,730.62	ORTEZA AILYNN MAE
\$72,774.87	SHAFFER & SHAFFER
\$70,154.48	MAZZEI ROCCO E
\$69,376.95	HOBBS MARK E
\$68,653.89	MULLINS CHARLES B II
\$68,168.81	MURPHY & FITZ PLLC
\$67,939.46	FRANCIS ERIC M
\$67,769.50	WHITEMAN FRANCES C
\$67,155.18	KATZ KANTOR & PERKINS
\$66,157.89	SHAY DANA R
\$65,563.36	ELAM GREGORY A
\$65,014.74	MUNCHMEYER THOMAS MOORE
\$64,104.13	GALL D CONRAD
\$63,820.42	MORAN CATHERINE JANE
\$63,720.46	PRENTICE TIMOTHY H
\$63,115.79	MCNEER HIGHLAND MCMUNN & VARNER LC
\$62,011.04	TORRES GEORGE M
\$61,353.08	GEARY & GEARY LC

**WEST VIRGINIA PUBLIC DEFENDER SERVICES
 APPOINTED COUNSEL FEES AND EXPENSES PAID
 FISCAL YEAR 1999
 (In Descending Order By Total)**

\$61,329.39	DOUGLASS ERNEST M
\$61,008.95	CLINE MICHAEL R
\$60,723.00	HARVEY & JANUTOLO
\$60,719.48	COOMBS CARRIE J
\$60,280.17	PRESTON & WEESE LC
\$59,448.21	VANNOSTRAND & MORTON
\$59,333.61	BONINSEGNA SANTE JR
\$58,449.94	STOBBS R RUSSELL
\$57,033.73	FLINCHUM R KEITH
\$55,402.51	NAVY L VICTOR
\$54,668.87	ESPOSITO & ESPOSITO
\$54,384.79	GIATRAS & WEBB
\$53,619.00	THORNE STEVEN M
\$53,073.21	NOGAY CATHRYN A
\$52,977.67	HENDERSON & FUDA
\$51,925.77	HASSAN LAW OFFICE
\$51,290.50	RUNDLE & RUNDLE LC
\$50,552.50	KOURTNEY A RYAN & ASSOCIATES
\$50,022.08	RUSSELL MELINDA L
\$49,857.50	RADMAN SCOTT S
\$49,768.90	ELING & HARMAN
\$49,624.61	HIVELY HERBERT L II
\$48,631.02	ROBINSON & MCELWEE
\$48,039.60	SMITH CLINTON W
\$47,792.83	FERGUSON SAMMONS OLIVERO & PARASCHOS
\$47,149.50	HUNT & SERRENO
\$46,948.55	ROLLO EDMUND J
\$46,944.18	KAYSER C DALLAS LC
\$46,881.30	REGAN THOMAS M LC
\$46,670.19	HAWKINS JAMES E JR
\$46,665.32	BELL & GRIFFITH LC
\$46,282.00	FERRIS HOWARD M
\$45,866.29	MANYPENNY J PERRY
\$45,743.40	MUSGRAVE & MUSGRAVE
\$45,730.20	MCLAUGHLIN & CURRY
\$45,705.90	SPURLOCK JAMES E ---
\$45,682.68	PRITT JEFFRY A
\$44,230.55	WHITE LISA F
\$43,429.16	ALBRIGHT BRADLEY & ALBRIGHT
\$43,133.20	TATE REBECCA L
\$42,918.50	RIFFLE SUSAN L
\$42,744.57	LOUDERBACK ROBIN R
\$42,219.51	HANCOCK & SEARS
\$41,958.28	WARMAN & SIGWART
\$41,799.56	MCDERMOTT & BONENBERGER PLLC
\$41,555.71	DILLON WELLS H
\$41,436.01	HALL KAREN L
\$41,330.46	WALTERS KRAUSKOPF & ROTH
\$40,581.89	MURENSKY RUDOLPH J II

**WEST VIRGINIA PUBLIC DEFENDER SERVICES
 APPOINTED COUNSEL FEES AND EXPENSES PAID
 FISCAL YEAR 1999
 (In Descending Order By Total)**

\$40,438.89	GUTMANN RICHARD M
\$40,380.87	CARL H CHARLES III
\$40,064.00	HAGER & HEILMANN
\$40,058.66	BULLMAN & BULLMAN
\$39,584.70	BILLHEIMER & KEENER LC
\$39,556.04	LEWIS DENNIS R LC
\$39,068.06	WINDOM RODNEY C
\$38,883.80	SPARKS LAW OFFICE
\$38,828.20	THOMPSON ROGER L
\$38,709.61	MERCER WILLIAM G
\$38,264.36	VIEWEG GEORGE B
\$38,028.59	FOLIO JOHN SAMUEL
\$37,585.27	DEAK INVESTIGATIONS
\$37,212.67	LUPARDUS LAW OFFICE
\$36,991.69	THOMPSON DAVID G
\$36,544.39	THORN & THORN LC
\$35,694.70	PELLEGRIN MARK P
\$35,661.00	MCCOY JAMES A JR
\$35,516.66	HALL DWIGHT R
\$35,483.40	SPONAUGLE KEVIN C
\$35,295.87	BECKER-WELTS SUSAN J
\$34,814.24	ZIMAROWSKI JAMES B
\$34,497.71	SAMMONS OLIVERO & PARASCHOS
\$33,771.55	HARMAN MARLA ZELENE
\$33,681.53	DEMPSTER BRIAN C
\$33,482.78	SCOTT JOHN A
\$33,309.64	COHEN ABATE & COHEN LC
\$32,771.45	STANTON G PATRICK JR
\$32,697.90	TALLMAN CHARLES DARREN
\$32,652.80	POWELL ERIC K
\$32,432.28	BEAN & BEAN
\$31,902.76	TYSON DAVID R
\$31,700.52	WALL RANDALL D
\$31,556.26	JOHNSTON HOLROYD & ASSOCIATES
\$31,450.48	WHITT MICHAEL R
\$31,370.50	NEWMAN KEITH L
\$31,197.70	BISAHA ANTHONY
\$31,020.98	HENRY TAYLOR & JANELLE
\$30,824.50	KELLEY H GERARD
\$30,274.82	HALLINAN LAW OFFICE
\$30,256.47	VAN ZANT SUSAN J
\$30,137.46	CESARE CARMELA M
\$30,113.68	SEE & DOWNING
\$30,033.65	SILVER PAULA K
\$29,917.32	BECKETT HERMAN H
\$29,813.08	GORMAN SHEATSLEY & COMPANY LC
\$29,764.23	RYMER GARY L
\$29,573.50	SIRK TIMOTHY M
\$29,495.28	LAMP PAT

**WEST VIRGINIA PUBLIC DEFENDER SERVICES
 APPOINTED COUNSEL FEES AND EXPENSES PAID
 FISCAL YEAR 1999
 (In Descending Order By Total)**

\$29,301.73	PEYTON HARVEY D
\$29,179.00	WILLIAMS JOHN E JR
\$28,878.50	ELDER JEFFREY A
\$28,865.10	BRUCE BARRY L & ASSOCIATES
\$28,790.97	LAISHLEY JOHN
\$28,560.10	KUYKENDALL & CARSKADON PLLC
\$28,163.10	WHITE MAX HARRY
\$27,931.76	NOVOBILSKI JEROME R
\$27,829.21	CRANDALL PYLES HAVILAND & TURNER
\$27,767.84	HERNDON STEPHEN D
\$27,669.12	REED & REED
\$27,649.00	ANDERSON CHARLES E
\$27,542.89	COLLINS SALLY C
\$27,303.54	DUFFY KEVIN C
\$27,261.91	SAVILLE ROYCE B LC
\$27,204.36	HUFFMAN WILLIAM O
\$27,056.36	MCCUE LISA V
\$27,046.34	NOONE ROBERT T
\$26,832.80	ROLL W DAN
\$26,377.54	ROAHRIG RANDAL W
\$26,333.15	BREWER WILLIAM C
\$26,193.83	SCHARF WILLIAM H
\$26,167.00	KERNS TIMOTHY J
\$26,034.00	JUBA-PLUMLEY ROSALEE
\$25,978.92	JARRELL CYNTHIA J
\$25,896.62	WHITE ROBERT LEE
\$25,784.90	LASH FRANKLIN W
\$25,767.10	MULLENS R MIKE LC
\$25,679.19	RINGER DARRELL
\$25,468.51	CONAWAY TIMOTHY R
\$25,235.53	SIMMONS BERKELEY L & SIMMONS SUSAN D
\$25,161.23	CZARNIK R THOMAS
\$25,149.50	MCGRAW WARREN R II
\$25,120.65	CARR BRIAN KEITH
\$24,846.60	ROSENLIEB DUANE C JR
\$24,518.22	SHARLEY MICHAEL J
\$24,390.50	ARRINGTON ROY DAVID
\$24,139.98	MANFORD BYRON CRAIG
\$23,965.33	SMITH & SCANTLEBURY LC
\$23,859.61	WEBER & WEBER
\$23,794.50	STANTON & STANTON
\$23,593.73	VITAL ROBERT E LC
\$23,561.54	EILAND & BENNETT
\$23,483.13	FORD & RICHARDSON
\$23,085.48	SANTER & SANTER
\$22,925.78	BAILEY RILEY BUCH & HARMAN LC
\$22,633.56	SKEEN KENNAD L
\$22,601.71	STONE ROBERT C JR
\$22,486.49	MARTIN WILLIAM C

**WEST VIRGINIA PUBLIC DEFENDER SERVICES
 APPOINTED COUNSEL FEES AND EXPENSES PAID
 FISCAL YEAR 1999
 (In Descending Order By Total)**

\$22,337.07	LUSK TRACY B
\$22,184.80	DALTON MARSHA
\$22,046.30	GARDNER & JACKSON
\$21,927.62	BOUCHILLON CROSSAN & COLBURN LC
\$21,906.00	SAFFER MARTIN V
\$21,835.34	FLAHERTY SENSABAUGH & BONASSO
\$21,618.50	BAYLISS A SHAWN D
\$21,324.56	CALLAGHAN & RUCKMAN
\$21,247.73	SAL NATALIE J
\$21,156.00	SHAW R MICHAEL LC
\$20,794.50	COOK & COOK
\$20,708.50	YACKEL RAYMOND H
\$20,690.98	MCKINNEY C SCOTT
\$20,356.90	CRANSTON EDWARDS & ROLLO PLLC
\$20,267.62	RICHARDSON & RICHARDSON
\$20,080.20	MCFARLAND JOSEPH W JR
\$19,836.38	VANMETER LAW OFFICES
\$19,561.83	JACOVETTY GERALD G JR LC
\$19,559.10	HENDRICKS PETER A
\$19,442.15	HAMSTEAD & ASSOCIATES LC
\$19,167.10	KRATOVIL LAW OFFICES
\$19,111.55	WALKER JAMES A
\$19,004.14	WILSON & BAILEY
\$18,920.50	EAGLOSKI LAW OFFICES
\$18,912.50	KING WAYNE
\$18,845.85	SERGEANT MARK G
\$18,623.14	SABATINO ANTHONY J
\$18,600.26	WIDMER COOMBS & GAYDOS PLLC
\$18,370.12	WEBB DAVID HAMILTON
\$18,285.31	HYER & LITTLEPAGE
\$18,282.83	JORY & SMITH
\$18,219.06	BOLYARD & GUTSELL PLLC
\$18,190.00	SIEGRIST & WHITE PLLC
\$18,130.77	BAGBY STEVE
\$18,113.00	ANSELL DAVID MONROE
\$18,031.50	BARRAT ROBERT E
\$17,810.37	O'BRIEN ROBERT J
\$17,783.76	HILL LENA S LC
\$17,783.24	BLYLER HOWARD J
\$17,755.03	KARR DAVID JR
\$17,401.50	DILS JAN D
\$17,218.50	THOMPSON & PARSONS
\$17,214.37	STACY & GRIFFITH
\$17,094.50	WADE KEVIN A
\$16,982.36	SNYDER & HASSIG
\$16,933.99	ROBERT J MACDONALD AGENCY INC
\$16,689.97	NIBERT & MORGAN
\$16,604.55	FILE PAYNE SCHERER & FILE
\$16,494.36	BOWLES RICE MCDAVID GRAFF & LOVE

**WEST VIRGINIA PUBLIC DEFENDER SERVICES
 APPOINTED COUNSEL FEES AND EXPENSES PAID
 FISCAL YEAR 1999
 (In Descending Order By Total)**

\$16,492.09	JARRELL ROBERT STEPHEN
\$16,326.51	LUSK KYLE G
\$16,114.89	CASEY JAMES M
\$15,895.74	HIGGINS HOWARD G JR
\$15,871.82	USIPA
\$15,852.29	MILLS KEVIN D
\$15,791.85	MARSTELLER & HAYES
\$15,542.03	GREENBAUM STEVEN A
\$15,130.75	PARTAIN GEORGE L
\$15,119.50	HAMILTON NEAL J
\$15,068.05	BREMER JOHN L
\$15,028.40	CLARKE D RANDALL
\$15,012.29	MATHEWS REBECCA ANN
\$14,906.81	STEVE HUNTER ASSOCIATES LC
\$14,846.00	YEAGER HOWARD L JR
\$14,781.64	RESEARCH SERVICE ASSOCIATES
\$14,750.97	KUYKENDALL WILLIAM R
\$14,719.86	HASH JOSEPH C JR
\$14,633.96	BOONES DETECTIVE AGENCY
\$14,349.70	BROWNING ROBERT JR LC
\$14,317.45	HARDY ROY T III
\$14,315.60	CATHER TYLER A
\$14,283.50	WATKINS WILLIAM M III
\$14,275.43	SMITH & LILLY
\$14,109.60	KOVARIK CHARLES J
\$14,070.53	RODGERS JEFFREY S
\$13,998.86	LORENSEN RICHARD H
\$13,975.00	LABCORP OF AMERICA HOLDINGS
\$13,915.50	MCGRAW WARREN R
\$13,733.67	BAYLESS & MCFADDEN LLP
\$13,648.65	REDMOND SECURITY SERVICE
\$13,544.77	PATTERSON GROUP
\$13,479.00	BROWN & LEVICOFF
\$13,455.30	BIZANOVICH MARY LEE MOORE
\$13,403.88	ROSE PADDEN & PETTY LC
\$13,401.05	BUTLER JOHN M
\$13,384.80	GLENN JOHN R LAW OFFICES LC
\$13,366.22	GRAFTON JOHN A
\$13,259.70	JUDY & JUDY
\$13,232.19	AUCREMANNE JOSEPH
\$13,188.10	ELLIOTT ANNE-MARIE Z
\$12,889.00	BRYAN CARSON N
\$12,848.90	SCOTTI & GERL
\$12,795.32	WHIRLWIND INVESTIGATION & SECURITY
\$12,657.00	DUNBAR RICHARD D
\$12,575.38	MUNCEY HOBERT F JR
\$12,392.47	WITT RICHARD C
\$12,323.35	HOWLEY & VENEZIA LC
\$12,308.60	LEWIS AMY L J

**WEST VIRGINIA PUBLIC DEFENDER SERVICES
 APPOINTED COUNSEL FEES AND EXPENSES PAID
 FISCAL YEAR 1999
 (In Descending Order By Total)**

\$12,109.13	SELDEN LAW OFFICES
\$11,982.11	TECHNICAL ADVISORY SERVICE INC
\$11,753.08	PRALL THOMAS J
\$11,706.44	HAMSTEAD HAMSTEAD & WILLIAMS
\$11,659.95	WRIGHT LACY W JR
\$11,637.68	CASTO & CASTO LC
\$11,561.90	ZAMOW THOMAS
\$11,507.75	RHODES JAMES RANDALL
\$11,464.16	OOTEN GRAYDON C JR
\$11,286.00	GIST SHARLEEN E
\$11,147.80	GOODWIN & GOODWIN
\$11,124.10	DYER LAW OFFICES
\$11,072.47	VAUGHAN INVESTIGATIVE SERVICES INC
\$11,064.34	HART DAVID W
\$10,999.93	GARRETT WILLIAM C
\$10,987.64	WHITE BRUCE M
\$10,850.50	BLAIR GERALD E JR
\$10,793.50	PITTS DONALD L
\$10,744.50	DUES THEODORE R JR LC
\$10,679.26	WHITED LARRY S
\$10,672.91	RUNDLE JULIET WALKER
\$10,623.27	EVERHART BROWN & SNYDER
\$10,434.50	NEESE LETITIA A
\$10,392.50	ATKINS PAUL S
\$10,382.01	WHEATON KEITH LEWIS
\$10,327.51	HUDNALL MARK D
\$10,159.66	HAMILTON BURGESS YOUNG & POLLARD
\$10,015.00	LACARIA PHILIP A
\$10,004.18	FARBER MICHAEL C
\$10,002.50	WEESE ROGER R
\$9,976.90	STATON W RICHARD LC
\$9,949.50	MIELKE WAYNE ROBERT
\$9,930.49	VIEWEG MARK E
\$9,902.48	STOLLINGS HARLEY E
\$9,765.74	ORNDORFF DAVID L
\$9,755.85	STEPTOE & JOHNSON
\$9,754.50	RUNNER EDWIN C
\$9,728.49	WILMOTH DAVID H LC
\$9,693.30	OSENTON LAW OFFICE
\$9,680.00	ADAMSKI THOMAS R MD
\$9,675.25	NICHOLS & SKINNER LC
\$9,617.50	RANSON RUTH LYNETTE
\$9,546.50	WILLIAMS SHEILA KAE
\$9,380.22	SUMMERS WILLIAM B
\$9,302.47	NIBERT DAVID W
\$9,292.50	HARDING WILLIAM H
\$9,229.89	FRYSON DAVID M
\$9,214.40	WEESE TRACY
\$9,200.50	BARR & JAMES PLLC

**WEST VIRGINIA PUBLIC DEFENDER SERVICES
 APPOINTED COUNSEL FEES AND EXPENSES PAID
 FISCAL YEAR 1999
 (In Descending Order By Total)**

\$9,112.60	SHERMAN LAWRENCE E JR LC
\$9,110.80	STANTON E SCOTT
\$9,101.00	CUTRIGHT ROGER L
\$9,090.96	TRUMP & TRUMP
\$9,051.50	FERGUSON LISA WEESE
\$8,871.00	HANNA AND BONHAM
\$8,838.50	LYNCH MANN SMITH & BIBB
\$8,775.00	HEIL LIESELOTTE MARIE
\$8,771.00	HACKNEY JOHN G JR
\$8,634.50	ARTIMEZ LAW OFFICES
\$8,590.11	FAST LAW OFFICE
\$8,571.00	HUNTZINGER KEITH R
\$8,527.30	BILLINGS JAMES B
\$8,499.75	LAW ROY D
\$8,491.00	ANDERSON PATRICK B
\$8,336.70	EDWARDS JAMES BRYAN
\$8,322.38	KOSTOL KAREN B
\$8,219.44	FULLEN FLOYD R
\$8,138.00	POSTLE TERESA C
\$8,115.11	COOKMAN DONALD P
\$8,092.50	PROCESS STRATEGIES INSTITUTE
\$8,082.50	HAINES RALPH W
\$8,062.50	HEWITT CHARLES WILLIAM
\$8,032.50	FORENSIC SCIENCE ASSOCIATES
\$8,025.40	KEENER RAYMOND III
\$7,977.00	HEDGES JONES WHITTIER & HEDGES
\$7,957.00	HILL PATRICIA TOLLE
\$7,917.30	BLAIR ROBERT E
\$7,885.41	RUTTENBERG ROBYN
\$7,829.08	EMBREE ERIC S
\$7,825.00	MOORE RICO R
\$7,766.00	JONES BENNY G
\$7,646.48	SCHRADER BYRD & COMPANION PLLC
\$7,616.26	FRANKOVITCH ANETAKIS COLANTONIO & SIMON
\$7,589.70	OSHOWAY F JOHN
\$7,525.73	COOK INVESTIGATION SERVICE INC
\$7,502.12	WILDMAN ERIC KEITH
\$7,440.30	GUILLS JESSE O JR
\$7,418.54	WALKER INVESTIGATIONS
\$7,398.50	THOMPSON MARILYN C
\$7,303.73	DEFEO NANCY A
\$7,288.85	RARDIN WILLIAM H III
\$7,244.45	KEYSER BRADY B
\$7,227.00	TYREE LAW OFFICES
\$7,147.50	GORDON MARGARET A B
\$7,119.58	ANDERSON PARKULO STANSBURY & ASSOCIATES LC
\$7,088.38	RONCAGLIONE CARL J JR
\$7,082.17	CAMPBELL & TURKALY
\$7,081.50	WOOTON LAW FIRM

**WEST VIRGINIA PUBLIC DEFENDER SERVICES
 APPOINTED COUNSEL FEES AND EXPENSES PAID
 FISCAL YEAR 1999
 (In Descending Order By Total)**

\$7,073.86	BURCKER INVESTIGATIONS
\$7,004.60	MCFARLAND PATRICK E
\$7,000.60	HILL DAVID L
\$6,948.79	NEWBOLD WILEY W
\$6,938.00	SCOTT CINDY S
\$6,929.52	WIEDEL DIANA CARTER
\$6,929.02	BACHMANN HESS BACHMANN & GARDEN
\$6,770.94	YEAGER JOHN R JR
\$6,750.64	WILLIS & CHATTIN
\$6,665.36	HEAVENS LAW OFFICES
\$6,663.73	FORENSIC ENTOMOLOGY INVESTIGATIONS
\$6,534.15	MAUSER BERNARD R
\$6,417.38	THAXTON & JOHNSTONE
\$6,382.00	STOLZE GEORGE A
\$6,367.81	LOPEZ & ASSOCIATES
\$6,280.00	CHARLESTON PSYCHIATRIC GROUP INC
\$6,278.57	JAMES INVESTIGATIVE SERVICE
\$6,104.30	HICKOK JACK L
\$6,097.14	GIBSON & ASSOCIATES
\$6,093.12	CICCARELLO DEL GUIDICE & LAFON
\$6,074.29	BOWERS JEFFREY S
\$6,042.02	FRASHER GARY WAYNE
\$6,029.75	POOL JAMES M
\$5,997.46	WILLIAMS GENE HAL
\$5,977.50	MURPHY S SEAN
\$5,947.50	THE LAW OFFICE OF THOMAS G STEELE
\$5,899.50	HATFIELD MCGINNIS E JR
\$5,875.50	KALWAR NISAR A LC
\$5,866.88	SIMS & HALL
\$5,832.50	ELING SHERRY S
\$5,830.75	KENNETH J BARNETT PC
\$5,788.00	RATLIFF-THOMAS DARLENE
\$5,720.00	ABRAHAM BRIAN R
\$5,623.50	YOUNGER C CHRISTOPHER
\$5,580.70	JOEL DAVID J
\$5,567.24	COTTRELL JACK
\$5,566.45	HUNTER J BURTON III
\$5,541.79	GARRETT & VAUGHAN
\$5,512.50	DAMM JOHN EDWARD ED
\$5,495.43	ASKINTOWICZ JOHN W III
\$5,470.00	GRIFFITH BOYCE
\$5,440.50	CARSKADON JAMES E
\$5,418.82	BOWERS & SPONAUGLE PLLC
\$5,249.60	BOOTEN R LEE II
\$5,243.00	URTSO AMBER C
\$5,212.50	BLOOM CAROLE A
\$5,172.62	WATERS WARNER & HARRIS
\$5,123.50	NIGGEMER MICHAEL F
\$5,088.00	HATFIELD HARRY M

**WEST VIRGINIA PUBLIC DEFENDER SERVICES
 APPOINTED COUNSEL FEES AND EXPENSES PAID
 FISCAL YEAR 1999
 (In Descending Order By Total)**

\$5,045.05	CHARNOCK & CHARNOCK
\$4,963.08	INVESTIGATION DIVISION INC
\$4,942.79	WHITE GARY W
\$4,941.00	GOFF TRUDY H
\$4,934.50	CHASE J K IV
\$4,807.13	VANDEVENDER LAW OFFICE LC
\$4,807.00	ARNOLD S ANDREW
\$4,791.62	PHILLIPS GARDILL KAISER & ALTMAYER
\$4,777.71	FIKS LESLIE A
\$4,770.37	HICKS NATHAN A JR LC
\$4,760.43	PROBE INTERNATIONAL ENTERPRISES LLC
\$4,756.00	TAYLOR C LAURIE
\$4,745.97	DIEHL ELIZABETH LAYNE
\$4,740.42	SIMS JOHN G
\$4,739.33	FOUTTY INVESTIGATION AGENCY INC
\$4,711.14	SHAFFER JOSEPH F
\$4,602.50	HEWMAN SUSAN H
\$4,580.85	NULL GREGORY B
\$4,525.84	CAMILLETTI SACCO & PIZZUTI LC
\$4,505.00	ANGOTTI & STRAFACE LC
\$4,404.50	SPONAUGLE & SPONAUGLE
\$4,375.00	GLANCE THEODORE A
\$4,367.03	KING NYE
\$4,358.70	COOPER & PRESTON
\$4,330.22	SIMS DAVID J
\$4,324.12	EINREINHOFER JOHN
\$4,312.50	TAYLOR SHAWN ANTHONY
\$4,297.36	STEPHENS GLORIA M
\$4,293.50	KOSTENKO KRIS
\$4,218.57	YANNERELLA DON A
\$4,187.46	DUTTON MARY ANN
\$4,117.98	JAMES P CAMPBELL & ASSOCIATES PC
\$4,108.62	WOLFINGBARGER LAW OFFICES
\$4,016.22	LAZENBY K BRUCE
\$3,949.50	JESSER & ASSOCIATES
\$3,907.40	WEST & JONES
\$3,878.34	COLE JAMES L
\$3,868.50	ANDERSON J MICHAEL
\$3,816.50	MORGAN RONALD R II
\$3,814.09	MORTON PAUL B
\$3,810.35	CLINE-GENTILE DELLA
\$3,760.00	SIMMONS EUGENE M
\$3,756.11	LARRY A PETERS INC
\$3,680.00	HIMMELHOCH JONATHAN M
\$3,677.82	LEWIS AMANDA L
\$3,671.20	CRABTREE MATTHEW W
\$3,657.00	OURS JOHN G
\$3,654.00	PATHWAYS PSYCHOLOGICAL CENTER
\$3,641.00	DOOLEY LAW FIRM

**WEST VIRGINIA PUBLIC DEFENDER SERVICES
 APPOINTED COUNSEL FEES AND EXPENSES PAID
 FISCAL YEAR 1999
 (In Descending Order By Total)**

\$3,640.00	POWELL LAW OFFICES
\$3,622.00	MULLENS SHARON M
\$3,603.99	BLAKE GEORGE
\$3,550.00	FLUHARTY THOMAS H
\$3,533.36	R H INVESTIGATORS & SECURITY INC
\$3,528.42	LACY LAW OFFICES
\$3,511.04	CHITTUM KENNETH E
\$3,500.00	CYRIL H WECHT & PATHOLOGY ASSOCIATES INC
\$3,473.50	MORRIS ROBERT M
\$3,465.61	PENNINGTON WILLIAM L
\$3,416.50	PRICE LOUIE T
\$3,388.75	SUTTON & JANELLE PLLC
\$3,327.50	ARNOLD KATHY A W
\$3,299.45	CRITES LOIS E
\$3,282.31	MUNDY & ADKINS
\$3,252.07	HEROLD CECIL K & ASSOCIATES
\$3,244.70	LAW-SCIENCE TECHNOLOGIES INC
\$3,233.30	WOOD & WININSKY PLLC
\$3,209.68	CORDELL JOSEPH
\$3,200.00	COMMUNITY BEHAVIORAL SERVICES INC
\$3,182.03	SILENT-WATCHMAN SECURITY INC
\$3,181.75	HAUGHT TIMOTHY E
\$3,157.19	TICHENOR TERRI L
\$3,150.00	PHIFER JAMES PH D
\$3,142.80	PULLIN KNOPF FOWLER & FLANAGAN
\$3,133.00	WHITE & ROTENBERRY
\$3,112.85	BOB CLAY INVESTIGATIONS
\$3,083.76	ROKISKY JEFFREY J
\$3,075.00	STEIN THOMAS C MD ED D
\$3,067.38	SNYDER DONALD MARK
\$3,056.90	JOHNSON ROY L
\$3,040.00	DONNELLY & CARBONE PLLC
\$3,027.25	MACDONALD SUSAN J
\$3,025.32	HERNDON MORTON HERNDON & YAEGER
\$3,001.22	BISCHOFF DONALD K
\$2,987.78	CRUM ROBIN M
\$2,976.21	BEHAVIORAL SCIENCE ASSOCIATES INC
\$2,950.00	EASTERN PANHANDLE MENTAL HEALTH CENTER
\$2,950.00	ADAMS JOHN E MD PA
\$2,949.50	PAESANI STEPHEN
\$2,935.50	VOORHEES GAIL METZ
\$2,930.06	MADDEN J THOMAS
\$2,926.00	BLANKENSHIP JAMES C III
\$2,925.28	FRIEND ROBERT W
\$2,925.00	WHITE R S FORENSIC SERVICES
\$2,908.15	BAUMGARDNER ARTHUR E
\$2,901.50	CLAY PAUL O JR
\$2,897.95	ACCU-SCRIPT COURT REPORTERS
\$2,869.36	SPARACINO ANTHONY J JR

**WEST VIRGINIA PUBLIC DEFENDER SERVICES
 APPOINTED COUNSEL FEES AND EXPENSES PAID
 FISCAL YEAR 1999
 (In Descending Order By Total)**

\$2,852.21	VOLK HELLERSTEDT & CONNOLLY
\$2,828.71	DODD LAW OFFICES
\$2,825.50	DAMRON CHARLES H
\$2,821.68	FORMAN & CRANE LC
\$2,767.21	TROISI JOSEPH G
\$2,760.45	COCHRAN AYME
\$2,733.00	JACKSON P RODNEY
\$2,733.00	HOLROYD FRED F III
\$2,722.49	MCDERMOTT DANA P
\$2,710.45	C & M INVESTIGATIONS
\$2,701.50	CLEVENGER JAMES D INVESTIGATIONS
\$2,656.40	SANDERS AUSTIN SWOPE & FLANIGAN
\$2,644.36	LOUIS FORENSIC
\$2,627.35	TAYLOR PAUL G
\$2,623.50	STOVER WILLIAM D
\$2,617.00	HARLESS DAVID S
\$2,595.00	BARTON JEFFREY L
\$2,566.00	MILLS GEORGE A III
\$2,536.15	SAVILLE & DAVIS PLLC
\$2,532.00	SPRINGHAVEN INC
\$2,484.65	FURBEE AMOS WEBB & CRITCHFIELD
\$2,438.00	GLANCE DAVID A
\$2,400.00	GOODYKOONTZ TONI B MD
\$2,400.00	STONE LEROY A
\$2,394.90	DANIEL CAROLYN SUE
\$2,390.00	HARDING J MICHAEL PHD PSYCH SVS
\$2,380.00	CELLMARK DIAGNOSTICS INC
\$2,354.78	PERFATER & PAULEY PLLC
\$2,350.00	MARI SULLIVAN WALKER INC
\$2,325.12	HALL EDWARD N
\$2,320.50	MILLER DOUGLAS
\$2,310.00	TORSNEY JACK R JR
\$2,309.50	HARRINGTON TRAVERS R JR
\$2,306.45	KATZ WORKING FAMILIES LAW FIRM LC
\$2,280.88	FORDHAM GEORGE F JR
\$2,274.00	PATTERSON THOMAS K
\$2,259.53	ROWE WALTER PH D
\$2,252.84	STONE FEUCHTENBERGER & BARRINGER
\$2,236.50	MITCHELL & MURRAY
\$2,226.11	TUCKER GREGORY A
\$2,155.50	PARK VICKI
\$2,089.74	GELLNER GREGORY A
\$2,077.06	RUSEN MICHELE
\$2,059.40	STURDEVANT ALAN D PHD & ASSOCIATES
\$2,052.00	MENDEZ MARY L
\$2,046.25	UNIVERSITY HEALTH ASSOCIATES
\$2,002.00	BELLVILLE CHRISTY MORRIS
\$1,994.94	ALBERTY MICHAEL C
\$1,977.50	CASTELLE GEORGE

**WEST VIRGINIA PUBLIC DEFENDER SERVICES
 APPOINTED COUNSEL FEES AND EXPENSES PAID
 FISCAL YEAR 1999
 (In Descending Order By Total)**

\$1,973.60	SKAGGS NANCY S
\$1,967.20	MCCUNE WILLIAM RICHARD JR PLLC
\$1,931.00	RECHT LAW OFFICES
\$1,929.00	BEVERIDGE BRENT E
\$1,901.50	LOSCH LARRY E
\$1,892.13	SAXE SUSAN B
\$1,880.00	WOODFORD PAUL H II
\$1,843.50	BALL JOHN P
\$1,831.25	KRIEG FRED JAY PHD & ASSOCIATES
\$1,813.00	GOLDEN R VANCE III
\$1,800.00	WORTHINGTON CENTER INC
\$1,795.50	LEGAL CLINIC OF CHRISTOPHER S BUTCH
\$1,777.89	KAWASH JANET N
\$1,757.00	POLLY F WINSTON III
\$1,744.00	DOUGLASS DANIEL B II
\$1,735.00	OHIO VALLEY PSYCHOLOGY GROUP
\$1,725.00	CODDINGTON & ASSOCIATES INC
\$1,709.50	LILLY & ROWE
\$1,700.50	JACOBS G PATRICK LC
\$1,695.00	DIKE GOFF INVESTIGATIONS
\$1,694.50	SHARMA SUDHA A
\$1,683.50	GALLAHER D CLINTON IV
\$1,672.00	WESTBROOK HEALTH SERVICES INC
\$1,665.00	MORGANTOWN PASTORAL COUNSELING CENTER
\$1,657.44	MICHAEL SHAFFER ASSOC
\$1,650.00	WHELAN MEDICAL CLINIC INC
\$1,627.68	ALEXANDER MATTHEW W
\$1,627.00	HOOVER RANDY D
\$1,608.65	DONATHAN P TWYLA
\$1,592.00	PANCAKE F CODY III
\$1,583.81	PAULEY ANDREW R
\$1,577.69	NATIONAL LEGAL RESEARCH GROUP INC
\$1,562.50	FREMOUW WILLIAM J
\$1,560.00	WATKINS JAMES O JR
\$1,555.00	TRAINOR GREGORY E MA & ASSOC
\$1,550.00	NATIONAL MEDICAL SERVICES INC
\$1,544.41	WIDEMAN & ASSOCIATES INC
\$1,539.60	SMITH & RUMORA
\$1,528.50	WORKMAN JACK L
\$1,513.24	DRAKE DONNA LYNN
\$1,500.00	COX WILLIAM A MD
\$1,500.00	HAMNER TAMMY
\$1,489.00	TAYLOR JENNIFER N
\$1,469.93	BASTIEN & MARTIN LC
\$1,419.86	CROWL INVEST & SECURITY SERVICE
\$1,386.40	AVAR INVESTIGATIVE SERVICES
\$1,383.50	WILLIAMS JAMES E
\$1,382.82	KAHLE GAIL W
\$1,350.00	MARTINO GARY J

**WEST VIRGINIA PUBLIC DEFENDER SERVICES
 APPOINTED COUNSEL FEES AND EXPENSES PAID
 FISCAL YEAR 1999
 (In Descending Order By Total)**

\$1,352.50	MCHALE C A
\$1,333.50	STOWERS & ASSOCIATES
\$1,332.81	MATISH JAMES A
\$1,310.80	BETER GEORGE D
\$1,303.60	FAHRENZ FREDERICK D
\$1,250.00	ALLINDER MAUREEN
\$1,243.96	WHEELER CHERYL A
\$1,210.00	RODIN HAROLD F
\$1,193.00	BUCY WINIFRED L
\$1,168.09	SCALIA JANET L
\$1,167.13	LANE PAUL E
\$1,167.00	GRUBB PHOTO SERVICE INC
\$1,158.93	PAYNE WILLIAM MITCHELL
\$1,144.66	BURDETTE DEE-ANN B
\$1,124.20	MARTIN RICHARD MICHAEL
\$1,092.50	KNIGHT EDWARD D III
\$1,054.50	WILCOX JOHN D
\$1,035.05	SHADE PRIVATE INVESTIGATIONS
\$1,026.96	BILLHEIMER LAW FIRM PLLC
\$968.00	BRUMBAUGH RICHARD H
\$959.04	STANTON SHIRLEY J
\$950.00	DENNIS MARIO J P
\$942.00	K A MAYHUGH INVESTIGATIVE SERVICES
\$938.00	SAGE TERESA L
\$918.70	UNITED NATIONAL BANK
\$910.00	BONHAM LARRY
\$889.84	CAPITOL CITY INVESTIGATION INC
\$883.20	MOUNTAIN STATE INVESTIGATIONS & SECURITY
\$882.50	LUNSFORD WILLIAM G
\$881.00	SEROLOGICAL RESEARCH INSTITUTE
\$875.85	POWER BECK & MATZUREFF
\$873.00	CASTEEL CHAELYN
\$870.00	CERRA VICTOR
\$860.00	WHITE & HENDERSON
\$856.50	BRECKINRIDGE DAVIS & SPROLES PLLC
\$855.00	DIAMOND INVESTIGATIONS
\$853.50	POWELL J C
\$850.00	PSYCHOLOGICAL CONSULTING INC
\$820.05	DUNAWAY MARY L
\$815.50	THARP LIOTTA JANES & YOKUM LLP
\$812.35	CHESLOCK TERRI R
\$807.70	COOK RUSSELL S
\$791.08	BARTLETT INVESTIGATIONS & SECURITY INC
\$773.85	WELSH REPORTING
\$766.00	ANDRE ROBERT J III
\$744.00	MCGINNIS J MARK
\$743.00	ROSS & DEPAULO PLLC
\$736.00	HENDERSON HENDERSON & STAPLES LC
\$731.50	HOLLIB KAREN S

**WEST VIRGINIA PUBLIC DEFENDER SERVICES
 APPOINTED COUNSEL FEES AND EXPENSES PAID
 FISCAL YEAR 1999
 (In Descending Order By Total)**

\$716.68	TETER DONALD L
\$716.50	BURCHAM JEFFREY G
\$705.00	CARTE GENE JR
\$703.07	MOLER STATON & HOUCK
\$689.15	WEBSTER JANICE S
\$677.60	EVANS TERESA S
\$664.30	MARUKA ROSS
\$651.00	MINTER MALI
\$637.00	LINGER JERRY N JR
\$614.58	KEMPER NATIONAL SERVICES
\$608.98	RAPTIS ANDREW A JR
\$608.38	NEISWONGER & WHITE
\$600.00	MARTIN ROBERT G
\$600.00	SPECIAL SERVICES BUREAU INC
\$596.25	RYMER GAIL J ASSOCIATES INC
\$594.05	CHANDLER MARCIA L
\$584.55	BAKER LYNDE G
\$580.11	LUDLOW BARBARA L
\$576.00	WEST CHARLES STANFORD
\$576.00	ALLEN GUTHRIE & MCHUGH
\$561.38	RONNING PALMER & TITUS
\$558.00	NEAL WILLIAM J
\$550.00	BKN FOSTER CARE & ADOPTION RESOURCE NETWORK INC
\$542.92	SWEENEY LAVERNE
\$538.86	PHOTOTRONICS
\$504.48	PAUGH SUSAN K
\$500.00	CROSON AGENCY
\$500.00	CUTSHAW ENTERPRISES
\$494.00	JAMES W KEENAN LC
\$488.70	RODEBAUGH TERRI A DENNISON
\$487.50	BRAMS & ARNOLD
\$486.50	DETCHE PAUL S
\$486.10	MORGAN RYAN J
\$478.00	INFORMATION PROFESSIONALS INC
\$472.00	PAYNE WILBERT A
\$450.00	RITTENHOUSE RONNI PH D
\$439.50	SMITH JAMES E II
\$437.00	MICHAEL & KUPEC
\$427.15	BOGARAD SHARON N
\$427.00	LEMON GEORGE L
\$426.93	ROSINSKY LAW OFFICE
\$405.00	AFFILIATES IN PSYCHOLOGY & THERAPY INC
\$403.00	ARONSON FINEMAN & DAVIS CO LPA
\$385.00	ALLIANCE BEHAVIORAL SERVICES INC
\$382.00	GOLD KHOUREY & TURAK LC
\$350.00	PEARSE RONALD D ED D
\$337.30	DOUGLAS JAMES WILSON
\$300.30	BOLES LEOTHA J
\$300.00	PATHOLOGY ASSOCIATES LTD

**WEST VIRGINIA PUBLIC DEFENDER SERVICES
 APPOINTED COUNSEL FEES AND EXPENSES PAID
 FISCAL YEAR 1999
 (In Descending Order By Total)**

\$295.93	HAMRICK TERRY C
\$294.00	STACY DON M
\$281.42	TISSUE PHILIP J
\$273.02	MCKAY PAUL M
\$268.66	SCOTT SECURITY SERVICES & INVESTIGATIONS INC
\$265.37	THOMAS JANA P
\$262.08	MONK DANNIE J
\$252.00	GURRERA TAYLOR & MAKRICOSTAS
\$247.50	ACORD KAREN E
\$244.82	LEWIS FRIEDBERG GLASSER CASEY & ROLLINS
\$243.75	BLANKENSHIP D SHANNON
\$239.40	ASH ALYCE D
\$239.26	ALLEN HEWETT INVESTIGATIONS INC
\$234.50	LEWIS LAWRENCE J
\$233.63	CSAMER RICHARD P
\$229.48	ACTION INVESTIGATIONS INC
\$224.00	COUNTY COURT REPORTS INC.
\$211.90	LOUTHIAN ANNIE S
\$211.78	MCINTIRE THOMAS E & ASSOCIATES L C
\$204.00	ARMISTEAD GINNY L
\$200.27	BUZZO BILL J JR
\$200.00	ERIC SANDSTROM PHOTOGRAPHY
\$200.00	MONONGALIA PEDIATRIC & YOUTH ASSOC
\$179.05	SAYRE THOMAS H
\$169.50	MORTON BELINDA S
\$165.50	GODFREY ROBIN L
\$138.00	BUSH & BUSH
\$127.56	CURNUTTE SCOTT A
\$127.00	MANN PERRY E
\$116.00	SOVICK & WOLPERT
\$110.00	MOLESSO JOHN A
\$74.00	GUSTKE CYNTHIA S PLLC
\$62.00	PEPPER NASON & HAYES
\$13,313,137.71	TOTAL PAID IN FISCAL YEAR 1999
25,266	TOTAL CLAIMS PAID IN FISCAL YEAR 1999

**WEST VIRGINIA PUBLIC DEFENDER SERVICES
 APPOINTED COUNSEL FEES AND EXPENSES PAID
 FISCAL YEAR 1999
 (In Alphabetical Order)**

(A)

ABRAHAM BRIAN R	\$5,720.00
ACCU-SCRIPT COURT REPORTERS	\$2,897.95
ACORD KAREN E	\$247.50
ACTION INVESTIGATIONS INC	\$229.48
ADAMS JOHN E MD PA	\$2,950.00
ADAMSKI THOMAS R MD	\$9,680.00
AFFILIATES IN PSYCHOLOGY & THERAPY INC	\$405.00
ALBERTY MICHAEL C	\$1,994.94
ALBRIGHT BRADLEY & ALBRIGHT	\$43,429.16
ALEXANDER MATTHEW W	\$1,627.68
ALLEN GUTHRIE & MCHUGH	\$576.00
ALLEN HEWETT INVESTIGATIONS INC	\$239.26
ALLIANCE BEHAVIORAL SERVICES INC	\$385.00
ALLINDER MAUREEEN	\$1,250.00
ANDERSON CHARLES E	\$27,649.00
ANDERSON J MICHAEL	\$3,868.50
ANDERSON PARKULO STANSBURY & ASSOCIATES LC	\$7,119.58
ANDERSON PATRICK B	\$8,491.00
ANDRE ROBERT J III	\$766.00
ANGOTTI & STRAFACE LC	\$4,505.00
ANSELL DAVID MONROE	\$18,113.00
ARBUCKLE DOUGLAS H	\$78,663.13
ARMISTEAD GINNY L	\$204.00
ARNOLD KATHY A W	\$3,327.50
ARNOLD S ANDREW	\$4,807.00
ARONSON FINEMAN & DAVIS CO LPA	\$403.00
ARRINGTON ROY DAVID	\$24,390.50
ARTIMEZ LAW OFFICES	\$8,634.50
ASH ALYCE D	\$239.40
ASKINTOWICZ JOHN W III	\$5,495.43
ATKINS PAUL S	\$10,392.50
AUCREMANNE JOSEPH	\$13,232.19
AVAR INVESTIGATIVE SERVICES	\$1,386.40

(B)

BACHMANN HESS BACHMANN & GARDEN	\$6,929.02
BAGBY STEVE	\$18,130.77
BAILEY RILEY BUCH & HARMAN LC	\$22,925.78
BAKER LYNDE G	\$584.55
BALL JOHN P	\$1,843.50
BARR & JAMES PLLC	\$9,200.50
BARRAT ROBERT E	\$18,031.50
BARTLETT INVESTIGATIONS & SECURITY INC	\$791.08
BARTON JEFFREY L	\$2,595.00
BASTIEN & MARTIN LC	\$1,469.93
BAUMGARDNER ARTHUR E	\$2,908.15
BAYLESS & MCFADDEN LLP	\$13,733.67
BAYLISS A SHAWN D	\$2,118.50

**WEST VIRGINIA PUBLIC DEFENDER SERVICES
 APPOINTED COUNSEL FEES AND EXPENSES PAID
 FISCAL YEAR 1999
 (In Alphabetical Order)**

(B Cont.)

BEAN & BEAN	\$32,432.28
BECKER-WELTS SUSAN J	\$35,295.87
BECKETT HERMAN H	\$29,917.32
BEHAVIORAL SCIENCE ASSOCIATES INC	\$2,976.21
BELL & GRIFFITH LC	\$46,665.32
BELLVILLE CHRISTY MORRIS	\$2,002.00
BENFORD LEE F II	\$86,964.10
BETER GEORGE D	\$1,310.80
BEVERIDGE BRENT E	\$1,929.00
BILLHEIMER & KEENER LC	\$39,584.70
BILLHEIMER LAW FIRM PLLC	\$1,026.96
BILLINGS JAMES B	\$8,527.30
BISAHA ANTHONY	\$31,197.70
BISCHOFF DONALD K	\$3,001.22
BIZANOVICH MARY LEE MOORE	\$13,455.30
BKN FOSTER CARE & ADOPTION RESOURCE NETWORK INC	\$550.00
BLAIR GERALD E JR	\$10,850.50
BLAIR ROBERT E	\$7,917.30
BLAKE GEORGE	\$3,603.99
BLANKENSHIP D SHANNON	\$243.75
BLANKENSHIP JAMES C III	\$2,926.00
BLOOM CAROLE A	\$5,212.50
BLYLER HOWARD J	\$17,783.24
BOB CLAY INVESTIGATIONS	\$3,112.85
BOGARAD SHARON N	\$427.15
BOLES LEOTHA J	\$300.30
BOLYARD & GUTSELL PLLC	\$18,219.06
BONHAM LARRY	\$910.00
BONINSEGNA SANTE JR	\$59,333.61
BOONES DETECTIVE AGENCY	\$14,633.96
BOOTEN R LEE II	\$5,249.60
BOUCHILLON CROSSAN & COLBURN LC	\$21,927.62
BOWERS & SPONAUGLE PLLC	\$5,418.82
BOWERS JEFFREY S	\$6,074.29
BOWLES RICE MCDAVID GRAFF & LOVE	\$16,494.36
BRAMS & ARNOLD	\$487.50
BRECKINRIDGE DAVIS & SPROLES PLLC	\$856.50
BREMER JOHN L	\$15,068.05
BREWER WILLIAM C	\$26,333.15
BROWN & LEVICOFF	\$13,479.00
BROWNING ROBERT JR LC	\$14,349.70
BRUCE BARRY L & ASSOCIATES	\$28,865.10
BRUMBAUGH RICHARD H	\$968.00
BRYAN CARSON N	\$12,889.00
BRYANT CARL P	\$129,665.39
BUCY WINIFRED L	\$1,193.00
BULLMAN & BULLMAN	\$40,058.66

**WEST VIRGINIA PUBLIC DEFENDER SERVICES
 APPOINTED COUNSEL FEES AND EXPENSES PAID
 FISCAL YEAR 1999
 (In Alphabetical Order)**

(B Cont.)

BURCHAM JEFFREY G	\$716.50
BURCKER INVESTIGATIONS	\$7,073.86
BURDETTE DEE-ANN B	\$1,144.66
BURDETTE KRISTINE ADELE	\$74,758.89
BUSH & BUSH	\$138.00
BUTCHER & BUTCHER	\$82,544.91
BUTLER JOHN M	\$13,401.05
BUZZO BILL J JR	\$200.27

(C)

C & M INVESTIGATIONS	\$2,710.45
CALLAGHAN & RUCKMAN	\$21,324.56
CAMILLETTI DAVID A	\$113,119.99
CAMILLETTI SACCO & PIZZUTI LC	\$4,525.84
CAMPBELL & TURKALY	\$7,082.17
CAPITOL CITY INVESTIGATION INC	\$889.84
CARDOT LAW OFFICES	\$73,730.88
CARL H CHARLES III	\$40,380.87
CARR BRIAN KEITH	\$25,120.65
CARSKADON JAMES E	\$5,440.50
CARTE GENE JR	\$705.00
CASEY JAMES M	\$16,114.89
CASTEEL CHAELYN	\$873.00
CASTELLE GEORGE	\$1,977.50
CASTO & CASTO LC	\$11,637.68
CATHER TYLER A	\$14,315.60
CELLMARK DIAGNOSTICS INC	\$2,380.00
CERRA VICTOR	\$870.00
CESARE CARMELA M	\$30,137.46
CHANDLER MARCIA L	\$594.05
CHARLESTON PSYCHIATRIC GROUP INC	\$6,280.00
CHARNOCK & CHARNOCK	\$5,045.05
CHASE J K IV	\$4,934.50
CHESLOCK TERRI R	\$812.35
CHITTUM KENNETH E	\$3,511.04
CICCARELLO DEL GUIDICE & LAFON	\$6,093.12
CLAGETT & GOREY	\$293,820.42
CLARKE D RANDALL	\$15,028.40
CLAY PAUL O JR	\$2,901.50
CLEVINGER JAMES D INVESTIGATIONS	\$2,701.50
CLINE MICHAEL R	\$61,008.95
CLINE-GENTILE DELLA	\$3,810.35
COCHRAN AYME	\$2,760.45
CODDINGTON & ASSOCIATES INC	\$1,725.00
COHEN ABATE & COHEN LC	\$33,309.64
COLE JAMES L	\$3,878.34
COLLINS & COURTRIGHT	\$91,794.33

**WEST VIRGINIA PUBLIC DEFENDER SERVICES
 APPOINTED COUNSEL FEES AND EXPENSES PAID
 FISCAL YEAR 1999
 (In Alphabetical Order)**

(C Cont.)

COLLINS SALLY C	\$27,542.89
COMMUNITY BEHAVIORAL SERVICES INC	\$3,200.00
CONAWAY TIMOTHY R	\$25,468.51
COOK & COOK	\$20,794.50
COOK INVESTIGATION SERVICE INC	\$7,525.73
COOK RUSSELL S	\$807.70
COOKMAN DONALD P	\$8,115.11
COOMBS CARRIE J	\$60,719.48
COOPER & PRESTON	\$4,358.70
CORDELL JOSEPH	\$3,209.68
COREY DANIEL S	\$85,667.50
COTTRELL JACK	\$5,567.24
COUNTY COURT REPORTS INC.	\$224.00
COX WILLIAM A MD	\$1,500.00
CRABTREE MATTHEW W	\$3,671.20
CRANDALL PYLES HAVILAND & TURNER	\$27,829.21
CRANSTON EDWARDS & ROLLO PLLC	\$20,356.90
CRITES LOIS E	\$3,299.45
CROSON AGENCY	\$500.00
CROWL INVEST & SECURITY SERVICE	\$1,419.86
CRUM ROBIN M	\$2,987.78
CSAMER RICHARD P	\$233.63
CURNUTTE SCOTT A	\$127.56
CUTRIGHT ROGER L	\$9,101.00
CUTSHAW ENTERPRISES	\$500.00
CYRIL H WECHT & PATHOLOGY ASSOCIATES INC	\$3,500.00
CZARNIK R THOMAS	\$25,161.23

(D)

DALTON MARSHA	\$22,184.80
DAMM JOHN EDWARD ED	\$5,512.50
DAMRON CHARLES H	\$2,825.50
DANIEL CAROLYN SUE	\$2,394.90
DEAK INVESTIGATIONS	\$37,585.27
DEFEO NANCY A	\$7,303.73
DEMPSTER BRIAN C	\$33,681.53
DENNIS MARIO J P	\$950.00
DETCHE PAUL S	\$486.50
DIAMOND INVESTIGATIONS	\$855.00
DIEHL ELIZABETH LAYNE	\$4,745.97
DIKE GOFF INVESTIGATIONS	\$1,695.00
DILLON WELLS H	\$41,555.71
DILS JAN D	\$17,401.50
DODD LAW OFFICES	\$2,828.71
DONATHAN P TWYLA	\$1,608.65
DONNELLY & CARBONE PLLC	\$3,040.00
DOOLEY LAW FIRM	\$3,641.00

**WEST VIRGINIA PUBLIC DEFENDER SERVICES
APPOINTED COUNSEL FEES AND EXPENSES PAID
FISCAL YEAR 1999
(In Alphabetical Order)**

(D Cont.)

DOUGLAS JAMES WILSON	\$337.30
DOUGLASS DANIEL B II	\$1,744.00
DOUGLASS ERNEST M	\$61,329.39
DRAKE DONNA LYNN	\$1,513.24
DUES THEODORE R JR LC	\$10,744.50
DUFFY KEVIN C	\$27,303.54
DUNAWAY MARY L	\$820.05
DUNBAR RICHARD D	\$12,657.00
DUTTON MARY ANN	\$4,187.46
DYER LAW OFFICES	\$11,124.10

(E)

EAGLOSKI LAW OFFICES	\$18,920.50
EASTERN PANHANDLE MENTAL HEALTH CENTER	\$2,950.00
EDWARDS JAMES BRYAN	\$8,336.70
EILAND & BENNETT	\$23,561.54
EINREINHOFFER JOHN	\$4,324.12
ELAM GREGORY A	\$65,563.36
ELDER JEFFREY A	\$28,878.50
ELING & HARMAN	\$49,768.90
ELING SHERRY S	\$5,832.50
ELLIOTT ANNE-MARIE Z	\$13,188.10
EMBREE ERIC S	\$7,829.08
ERIC SANDSTROM PHOTOGRAPHY	\$200.00
ESPOSITO & ESPOSITO	\$54,668.87
EVANS TERESA S	\$677.60
EVERHART BROWN & SNYDER	\$10,623.27

(F)

FAHRENZ FREDERICK D	\$1,303.60
FARBER MICHAEL C	\$10,004.18
FAST LAW OFFICE	\$8,590.11
FERGUSON LISA WEESE	\$9,051.50
FERGUSON SAMMONS OLIVERO & PARASCHOS	\$47,792.83
FERRIS HOWARD M	\$46,282.00
FIKS LESLIE A	\$4,777.71
FILE PAYNE SCHERER & FILE	\$16,604.55
FLAHERTY SENSABAUGH & BONASSO	\$21,835.34
FLINCHUM R KEITH	\$57,033.73
FLUHARTY THOMAS H	\$3,550.00
FOLICKMAN & SMITH LLC	\$76,041.95
FOLIO JOHN SAMUEL	\$38,028.59
FORD & RICHARDSON	\$23,483.13
FORDHAM GEORGE F JR	\$2,280.88
FORENSIC ENTOMOLOGY INVESTIGATIONS	\$6,663.73
FORENSIC SCIENCE ASSOCIATES	\$8,032.50
FORMAN & CRANE LLC	\$2,821.68

**WEST VIRGINIA PUBLIC DEFENDER SERVICES
APPOINTED COUNSEL FEES AND EXPENSES PAID
FISCAL YEAR 1999
(In Alphabetical Order)**

(F Cont.)

FOUTTY INVESTIGATION AGENCY INC	\$4,739.33
FRANCIS ERIC M	\$67,939.46
FRANKOVITCH ANETAKIS COLANTONIO & SIMON	\$7,616.26
FRASHER GARY WAYNE	\$6,042.02
FREMOUW WILLIAM J	\$1,562.50
FRIEND ROBERT W	\$2,925.28
FRYSON DAVID M	\$9,229.89
FULLEN FLOYD R	\$8,219.44
FURBEE AMOS WEBB & CRITCHFIELD	\$2,484.65

(G)

GALL D CONRAD	\$64,104.13
GALLAHER D CLINTON IV	\$1,683.50
GARDNER & JACKSON	\$22,046.30
GARRETT & GARRETT	\$76,496.52
GARRETT & VAUGHAN	\$5,541.79
GARRETT WILLIAM C	\$10,999.93
GEARY & GEARY LC	\$61,353.08
GELLNER GREGORY A	\$2,089.74
GIATRAS & WEBB	\$54,384.79
GIBSON & ASSOCIATES	\$6,097.14
GIST SHARLEEN E	\$11,286.00
GLANCE DAVID A	\$2,438.00
GLANCE THEODORE A	\$4,375.00
GLENN JOHN R LAW OFFICES LC	\$13,384.80
GODFREY ROBIN L	\$165.50
GOFF TRUDY H	\$4,941.00
GOLD KHOUREY & TURAK LC	\$382.00
GOLDEN R VANCE III	\$1,813.00
GOODWIN & GOODWIN	\$11,147.80
GOODYKOONTZ TONI B MD	\$2,400.00
GORDON MARGARET A B	\$7,147.50
GORMAN SHEATSLEY & COMPANY LC	\$29,813.08
GRAFTON JOHN A	\$13,366.22
GREENBAUM STEVEN A	\$15,542.03
GRIFFITH BOYCE	\$5,470.00
GRUBB PHOTO SERVICE INC	\$1,167.00
GUILLS JESSE O JR	\$7,440.30
GURRERA TAYLOR & MAKRICOSTAS	\$252.00
GUSTKE CYNTHIA S PLLC	\$74.00
GUTMANN RICHARD M	\$40,438.89

(H)

HACKNEY JOHN G JR	\$8,771.00
HAGER & HEILMANN	\$40,064.00
HAINES RALPH W	\$8,082.50
HALL D WRIGHT	\$35,516.86

**WEST VIRGINIA PUBLIC DEFENDER SERVICES
 APPOINTED COUNSEL FEES AND EXPENSES PAID
 FISCAL YEAR 1999
 (In Alphabetical Order)**

(H Cont.)

HALL EDWARD N	\$2,325.12
HALL KAREN L	\$41,436.01
HALLINAN LAW OFFICE	\$30,274.82
HAMILTON BURGESS YOUNG & POLLARD	\$10,159.66
HAMILTON NEAL J	\$15,119.50
HAMNER TAMMY	\$1,500.00
HAMRICK TERRY C	\$295.93
HAMSTEAD & ASSOCIATES LC	\$19,442.15
HAMSTEAD HAMSTEAD & WILLIAMS	\$11,706.44
HANCOCK & SEARS	\$42,219.51
HANNA AND BONHAM	\$8,871.00
HARDING J MICHAEL PHD PSYCH SVS	\$2,390.00
HARDING WILLIAM H	\$9,292.50
HARDY ROY T III	\$14,317.45
HARLESS DAVID S	\$2,617.00
HARMAN MARLA ZELENE	\$33,771.55
HARRINGTON TRAVERS R JR	\$2,309.50
HART DAVID W	\$11,064.34
HARVEY & JANUTOLO	\$60,723.00
HASH JOSEPH C JR	\$14,719.86
HASSAN LAW OFFICE	\$51,925.77
HATFIELD HARRY M	\$5,088.00
HATFIELD MCGINNIS E JR	\$5,899.50
HAUGHT IRA M	\$196,473.03
HAUGHT TIMOTHY E	\$3,181.75
HAWKINS JAMES E JR	\$46,670.19
HEAVENS LAW OFFICES	\$6,665.36
HEDGES JONES WHITTIER & HEDGES	\$7,977.00
HEIL LIESELOTTE MARIE	\$8,775.00
HENDERSON & FUDA	\$52,977.67
HENDERSON HENDERSON & STAPLES LC	\$736.00
HENDRICKS PETER A	\$19,559.10
HENRY TAYLOR & JANELLE	\$31,020.98
HERNDON MORTON HERNDON & YAEGER-	\$3,025.32
HERNDON STEPHEN D	\$27,767.84
HEROLD CECIL K & ASSOCIATES	\$3,252.07
HEWITT CHARLES WILLIAM	\$8,062.50
HEWMAN SUSAN H	\$4,602.50
HICKOK JACK L	\$6,104.30
HICKS NATHAN A JR LC	\$4,770.37
HIGGINS HOWARD G JR	\$15,895.74
HILL DAVID L	\$7,000.60
HILL LENA S LC	\$17,783.76
HILL PATRICIA TOLLE	\$7,957.00
HIMMELHOCH JONATHAN M	\$3,680.00
HIVELY HERBERT L II	\$49,624.61
HOBSBANK	\$99,376.95

**WEST VIRGINIA PUBLIC DEFENDER SERVICES
 APPOINTED COUNSEL FEES AND EXPENSES PAID
 FISCAL YEAR 1999
 (In Alphabetical Order)**

(H Cont.)

HOLROYD FRED F III	\$2,733.00
HOLUB KAREN S	\$731.50
HOOVER RANDY D	\$1,627.00
HOWLEY & VENEZIA LC	\$12,323.35
HUDNALL MARK D	\$10,327.51
HUFFMAN WILLIAM O	\$27,204.36
HUNT & SERRENO	\$47,149.50
HUNTER J BURTON III	\$5,566.45
HUNTZINGER KEITH R	\$8,571.00
HUSSELL & KELLER LC	\$75,111.38
HYER & LITTLEPAGE	\$18,285.31

(I)

INFORMATION PROFESSIONALS INC	\$478.00
INVESTIGATION DIVISION INC	\$4,963.08

(J)

JACKSON P RODNEY	\$2,733.00
JACOBS G PATRICK LC	\$1,700.50
JACOVETTY GERALD G JR LC	\$19,561.83
JAMES INVESTIGATIVE SERVICE	\$6,278.57
JAMES P CAMPBELL & ASSOCIATES PC	\$4,117.98
JAMES W KEENAN LC	\$494.00
JARRELL CYNTHIA J	\$25,978.92
JARRELL ROBERT STEPHEN	\$16,492.09
JESSER & ASSOCIATES	\$3,949.50
JOEL DAVID J	\$5,580.70
JOHNSON ROY L	\$3,056.90
JOHNSTON HOLROYD & ASSOCIATES	\$31,556.26
JONES BENNY G	\$7,766.00
JORY & SMITH	\$18,282.83
JUBA-PLUMLEY ROSALEE	\$26,034.00
JUDY & JUDY	\$13,259.70

(K)

K A MAYHUGH INVESTIGATIVE SERVICES	\$942.00
KAHLE GAIL W	\$1,382.82
KALWAR NISAR A LC	\$5,875.50
KARR DAVID JR	\$17,755.03
KATZ KANTOR & PERKINS	\$67,155.18
KATZ WORKING FAMILIES LAW FIRM LC	\$2,306.45
KAWASH JANET N	\$1,777.89
KAYSER C DALLAS LC	\$46,944.18
KEENER RAYMOND III	\$8,025.40
KELLEY H GERARD	\$30,824.50
KEMPER NATIONAL SERVICES	\$614.58
KENNETH J BARNETT PC	\$5,830.75

**WEST VIRGINIA PUBLIC DEFENDER SERVICES
 APPOINTED COUNSEL FEES AND EXPENSES PAID
 FISCAL YEAR 1999
 (In Alphabetical Order)**

(K Cont.)

KERNS TIMOTHY J	\$26,167.00
KEYSER BRADY B	\$7,244.45
KING NYE	\$4,367.03
KING WAYNE	\$18,912.50
KNIGHT EDWARD D III	\$1,092.50
KOSTENKO KRIS	\$4,293.50
KOSTOL KAREN B	\$8,322.38
KOURTNEY A RYAN & ASSOCIATES	\$50,552.50
KOVARIK CHARLES J	\$14,109.60
KRATOVIL LAW OFFICES	\$19,167.10
KRIEG FRED JAY PHD & ASSOCIATES	\$1,831.25
KRIVONYAK JOHN C	\$79,664.49
KUYKENDALL & CARSKADON PLLC	\$28,560.10
KUYKENDALL WILLIAM R	\$14,750.97

(L)

LABCORP OF AMERICA HOLDINGS	\$13,975.00
LACARIA PHILIP A	\$10,015.00
LACY LAW OFFICES	\$3,528.42
LAISHLEY JOHN	\$28,790.97
LAMP PAT	\$29,495.28
LANE PAUL E	\$1,167.13
LARRY A PETERS INC	\$3,756.11
LASH FRANKLIN W	\$25,784.90
LAW OFFICE OF BRUCE M WHITE LC	\$97,907.06
LAW ROY D	\$8,499.75
LAW-SCIENCE TECHNOLOGIES INC	\$3,244.70
LAZENBY K BRUCE	\$4,016.22
LEGAL CLINIC OF CHRISTOPHER S BUTCH	\$1,795.50
LEMON GEORGE L	\$427.00
LESTER WILLIAM M	\$113,141.28
LEWIS AMANDA L	\$3,677.82
LEWIS AMY L J	\$12,308.60
LEWIS DENNIS R LC	\$39,556.04
LEWIS FRIEDBERG GLASSER CASEY & ROLLINS	\$244.82
LEWIS LAWRENCE J	\$234.50
LILLY & ROWE	\$1,709.50
LINGER JERRY N JR	\$637.00
LOPEZ & ASSOCIATES	\$6,367.81
LORENSEN RICHARD H	\$13,998.86
LOSCH LARRY E	\$1,901.50
LOUDERBACK ROBIN R	\$42,744.57
LOUIS FORENSIC	\$2,644.36
LOUTHIAN ANNIE S	\$211.90
LUDLOW BARBARA L	\$580.11
LUNSFORD WILLIAM G	\$882.50
LUPARDUS LAW OFFICE	\$37,212.67

**WEST VIRGINIA PUBLIC DEFENDER SERVICES
 APPOINTED COUNSEL FEES AND EXPENSES PAID
 FISCAL YEAR 1999
 (In Alphabetical Order)**

(L Cont.)

LUSK KYLE G	\$16,326.51
LUSK TRACY B	\$22,337.07
LYNCH MANN SMITH & BIBB	\$8,838.50

(M)

MACDONALD SUSAN J	\$3,027.25
MADDEN J THOMAS	\$2,930.06
MANFORD BYRON CRAIG	\$24,139.98
MANN PERRY E	\$127.00
MANYPENNY J PERRY	\$45,866.29
MARI SULLIVAN WALKER INC	\$2,350.00
MARSTELLER & HAYES	\$15,791.85
MARTIN RICHARD MICHAEL	\$1,124.20
MARTIN ROBERT G	\$600.00
MARTIN WILLIAM C	\$22,486.49
MARTINO GARY J	\$1,359.00
MARUKA ROSS	\$664.30
MATHEWS REBECCA ANN	\$15,012.29
MATISH JAMES A	\$1,332.81
MAUSER BERNARD R	\$6,534.15
MAZZEI ROCCO E	\$70,154.48
MCCOY JAMES A JR	\$35,661.00
MCCUE LISA V	\$27,056.36
MCCUNE WILLIAM RICHARD JR PLLC	\$1,967.20
MCDERMOTT & BONENBERGER PLLC	\$41,799.56
MCDERMOTT DANA P	\$2,722.49
MCFARLAND JOSEPH W JR	\$20,080.20
MCFARLAND PATRICK E	\$7,004.60
MCGINNIS J MARK	\$744.00
MCGRAW WARREN R	\$13,915.50
MCGRAW WARREN R II	\$25,149.50
MCHALE C A	\$1,352.50
MCINTIRE THOMAS E & ASSOCIATES L C	\$211.78
MCKAY PAUL M	\$273.02
MCKINNEY C SCOTT	\$20,690.98
MCLAUGHLIN & CURRY	\$45,730.20
MCNEER HIGHLAND MCMUNN & VARNER LC	\$63,115.79
MENDEZ MARY L	\$2,052.00
MERCER WILLIAM G	\$38,709.61
MICHAEL & KUPEC	\$437.00
MICHAEL SHAFFER ASSOC	\$1,657.44
MIELKE WAYNE ROBERT	\$9,949.50
MILLER DOUGLAS	\$2,320.50
MILLS GEORGE A III	\$2,566.00
MILLS KEVIN D	\$15,852.29
MINTER MALI	\$651.00
MITCHELL & MURRAY	\$2,236.50

**WEST VIRGINIA PUBLIC DEFENDER SERVICES
APPOINTED COUNSEL FEES AND EXPENSES PAID
FISCAL YEAR 1999
(In Alphabetical Order)**

(M Cont.)

MOLER STATON & HOUCK	\$703.07
MONK DANNIE J	\$262.08
MONONGALIA PEDIATRIC & YOUTH ASSOC	\$200.00
MOORE RICO R	\$7,825.00
MORAN CATHERINE JANE	\$63,820.42
MORGAN RONALD R II	\$3,816.50
MORGAN RYAN J	\$486.10
MORGANTOWN PASTORAL COUNSELING CENTER	\$1,665.00
MORRIS GARY W II	\$96,536.47
MORRIS ROBERT M	\$3,473.50
MORTON BELINDA S	\$169.50
MORTON PAUL B	\$3,814.09
MOSES JOSEPH J	\$78,148.19
MOSESSO JOHN A	\$110.00
MOUNTAIN STATE INVESTIGATIONS & SECURITY	\$883.20
MULLENS R MIKE LC	\$25,767.10
MULLENS SHARON M	\$3,622.00
MULLINS CHARLES B II	\$68,653.89
MUNCEY HOBERT F JR	\$12,575.38
MUNCHMEYER THOMAS MOORE	\$65,014.74
MUNDY & ADKINS	\$3,282.31
MURENSKY RUDOLPH J II	\$40,581.89
MURPHY & FITZ PLLC	\$68,168.81
MURPHY S SEAN	\$5,977.50
MUSGRAVE & MUSGRAVE	\$45,743.40

(N)

NATIONAL LEGAL RESEARCH GROUP INC	\$1,577.69
NATIONAL MEDICAL SERVICES INC	\$1,550.00
NAVY L VICTOR	\$55,402.51
NEAL WILLIAM J	\$558.00
NEESE LETITIA A	\$10,434.50
NEISWONGER & WHITE	\$608.38
NEWBOLD WILEY W	\$6,948.79
NEWMAN KEITH L	\$31,370.50
NIBERT & MORGAN	\$16,689.97
NIBERT DAVID W	\$9,302.47
NICHOLS & SKINNER LC	\$9,675.25
NIGGEMYER MICHAEL F	\$5,123.50
NOGAY CATHRYN A	\$53,073.21
NOONE ROBERT T	\$27,046.34
NOVOBILSKI JEROME R	\$27,931.76
NULL GREGORY B	\$4,580.85

(O)

O'BRIEN ROBERT J	\$17,810.37
OHIO VALLEY PSYCHOLOGY GROUP	\$1,735.00
OOTEEN GRAYDON C JR	\$11,464.16

**WEST VIRGINIA PUBLIC DEFENDER SERVICES
 APPOINTED COUNSEL FEES AND EXPENSES PAID
 FISCAL YEAR 1999
 (In Alphabetical Order)**

(O Cont.)

ORNDORFF DAVID L	\$9,765.74
ORTEZA AILYNN MAE	\$73,730.62
OSENTON LAW OFFICE	\$9,693.30
OSHOWAY F JOHN	\$7,589.70
OURS JOHN G	\$3,657.00

(P)

PAESANI STEPHEN	\$2,949.50
PANCAKE F CODY III	\$1,592.00
PARK VICKI	\$2,155.50
PARTAIN GEORGE L	\$15,130.75
PATHOLOGY ASSOCIATES LTD	\$300.00
PATHWAYS PSYCHOLOGICAL CENTER	\$3,654.00
PATTERSON GROUP	\$13,544.77
PATTERSON THOMAS K	\$2,274.00
PAUGH SUSAN K	\$504.48
PAULEY ANDREW R	\$1,583.81
PAYNE WILBERT A	\$472.00
PAYNE WILLIAM MITCHELL	\$1,158.93
PEARSE RONALD D ED D	\$350.00
PELLEGRIN MARK P	\$35,694.70
PENNINGTON WILLIAM L	\$3,465.61
PEPPER NASON & HAYES	\$62.00
PERFATER & PAULEY PLLC	\$2,354.78
PEYTON HARVEY D	\$29,301.73
PHIFER JAMES PH D	\$3,150.00
PHILLIPS GARDILL KAISER & ALTMAYER	\$4,791.62
PHOTOTRONICS	\$538.86
PITTS DONALD L	\$10,793.50
POLLY F WINSTON III	\$1,757.00
POOL JAMES M	\$6,029.75
POSTLE TERESA C	\$8,138.00
POWELL ERIC K	\$32,652.80
POWELL J C	\$853.50
POWELL LAW OFFICES	\$3,640.00
POWER BECK & MATZUREFF	\$875.85
PRALL THOMAS J	\$11,753.08
PRENTICE TIMOTHY H	\$63,720.46
PRESTON & WEESE LC	\$60,280.17
PRICE LOUIE T	\$3,416.50
PRITT JEFFRY A	\$45,682.68
PROBE INTERNATIONAL ENTERPRISES LLC	\$4,760.43
PROCESS STRATEGIES INSTITUTE	\$8,092.50
PSYCHOLOGICAL CONSULTING INC	\$850.00
PULLIN KNOPF FOWLER & FLANAGAN	\$3,142.80
R H INVESTIGATORS & SECURITY INC	\$3,533.36

**WEST VIRGINIA PUBLIC DEFENDER SERVICES
 APPOINTED COUNSEL FEES AND EXPENSES PAID
 FISCAL YEAR 1999
 (In Alphabetical Order)**

(R)

RADCLIFF PATRICK N	\$89,240.59
RADMAN SCOTT S	\$49,857.50
RANSON RUTH LYNETTE	\$9,617.50
RAPTIS ANDREW A JR	\$608.98
RARDIN WILLIAM H III	\$7,288.85
RATLIFF-THOMAS DARLENE	\$5,788.00
RECHT LAW OFFICES	\$1,931.00
REDMOND SECURITY SERVICE	\$13,648.65
REED & REED	\$27,669.12
REGAN THOMAS M LC	\$46,881.30
RESEARCH SERVICE ASSOCIATES	\$14,781.64
REXROAD WILLETT & NANNERS PLLC	\$81,587.41
RHODES JAMES RANDALL	\$11,507.75
RICHARDSON & RICHARDSON	\$20,267.62
RIFFLE SUSAN L	\$42,918.50
RINGER DARRELL	\$25,679.19
RITTENHOUSE RONNI PH D	\$450.00
ROAHRIG RANDAL W	\$26,377.54
ROBERT J MACDONALD AGENCY INC	\$16,933.99
ROBINSON & MCELWEE	\$48,631.02
RODEBAUGH TERRI A DENNISON	\$488.70
RODGERS JEFFREY S	\$14,070.53
RODIN HAROLD F	\$1,210.00
ROKISKY JEFFREY J	\$3,083.76
ROLL W DAN	\$26,832.80
ROLLO EDMUND J	\$46,948.55
RONCAGLIONE CARL J JR	\$7,088.38
RONNING PALMER & TITUS	\$561.38
ROSE PADDEN & PETTY LC	\$13,403.88
ROSENLIEB DUANE C JR	\$24,846.60
ROSINSKY LAW OFFICE	\$426.93
ROSS & DEPAULO PLLC	\$743.00
ROWE WALTER PH D	\$2,259.53
RUNDLE & RUNDLE LC	\$51,290.50
RUNDLE JULIET WALKER	\$10,672.91
RUNNER EDWIN C	\$9,754.50
RUSEN MICHELE	\$2,077.06
RUSSELL MELINDA L	\$50,022.08
RUTTENBERG ROBYN	\$7,885.41
RYMER GAIL J ASSOCIATES INC	\$596.25
RYMER GARY L	\$29,764.23

(S)

SABATINO ANTHONY J	\$18,623.14
SAFFER MARTIN V	\$21,906.00
SAGE TERESA L	\$938.00
SAL NATALIE J	\$21,247.73

**WEST VIRGINIA PUBLIC DEFENDER SERVICES
 APPOINTED COUNSEL FEES AND EXPENSES PAID
 FISCAL YEAR 1999
 (In Alphabetical Order)**

(S Cont.)

SAMMONS OLIVERO & PARASCHOS	\$34,497.71
SANDERS AUSTIN SWOPE & FLANIGAN	\$2,656.40
SANTER & SANTER	\$23,085.48
SAVILLE & DAVIS PLLC	\$2,536.15
SAVILLE ROYCE B LC	\$27,261.91
SAXE SUSAN B	\$1,892.13
SAYRE THOMAS H	\$179.05
SCALIA JANET L	\$1,168.09
SCHARF WILLIAM H	\$26,193.83
SCHRADER BYRD & COMPANION PLLC	\$7,646.48
SCOTT CINDY S	\$6,938.00
SCOTT JOHN A	\$33,482.78
SCOTT SECURITY SERVICES & INVESTIGATIONS INC	\$268.66
SCOTTI & GERL	\$12,848.90
SEE & DOWNING	\$30,113.68
SELDEN LAW OFFICES	\$12,109.13
SERGEANT MARK G	\$18,845.85
SEROLOGICAL RESEARCH INSTITUTE	\$881.00
SHADE PRIVATE INVESTIGATIONS	\$1,035.05
SHAFFER & SHAFFER	\$72,774.87
SHAFFER JOSEPH F	\$4,711.14
SHARLEY MICHAEL J	\$24,518.22
SHARMA SUDHA A	\$1,694.50
SHAW R MICHAEL LC	\$21,156.00
SHAY DANA R	\$66,157.89
SHERMAN LAWRENCE E JR LC	\$9,112.60
SIEGRIST & WHITE PLLC	\$18,190.00
SILENT-WATCHMAN SECURITY INC	\$3,182.03
SILVER PAULA K	\$30,033.65
SIMMONS BERKELEY L & SIMMONS SUSAN D	\$25,235.53
SIMMONS EUGENE M	\$3,760.00
SIMS & HALL	\$5,866.88
SIMS DAVID J	\$4,330.22
SIMS JOHN G	\$4,740.42
SIRK TIMOTHY M	\$29,573.50
SKAGGS G ERNEST	\$97,688.93
SKAGGS NANCY S	\$1,973.60
SKEEN KENNAD L	\$22,633.56
SMITH & LILLY	\$14,275.43
SMITH & RUMORA	\$1,539.60
SMITH & SCANTLEBURY LC	\$23,965.33
SMITH CLINTON W	\$48,039.60
SMITH JAMES E II	\$439.50
SNYDER & HASSIG	\$16,982.36
SNYDER DONALD MARK	\$3,067.38
SOVICK & WOLPERT	\$116.00
SPARACINO ANTHONY J JR	\$2,869.36

**WEST VIRGINIA PUBLIC DEFENDER SERVICES
 APPOINTED COUNSEL FEES AND EXPENSES PAID
 FISCAL YEAR 1999
 (In Alphabetical Order)**

(S Cont.)

SPARKS LAW OFFICE	\$38,883.80
SPECIAL SERVICES BUREAU INC	\$600.00
SPONAUGLE & SPONAUGLE	\$4,404.50
SPONAUGLE KEVIN C	\$35,483.40
SPRINGHAVEN INC	\$2,532.00
SPURLOCK JAMES E	\$45,705.90
STACY & GRIFFITH	\$17,214.37
STACY DON M	\$294.00
STANTON & STANTON	\$23,794.50
STANTON E SCOTT	\$9,110.80
STANTON G PATRICK JR	\$32,771.45
STANTON SHIRLEY J	\$959.04
STAPLETON LAW OFFICES LC	\$170,781.91
STATON W RICHARD LC	\$9,976.90
STEIN THOMAS C MD ED D	\$3,075.00
STEPHENS GLORIA M	\$4,297.36
STEPTOE & JOHNSON	\$9,755.85
STEVE HUNTER ASSOCIATES LC	\$14,906.81
STEVEN A JONES LC	\$131,550.10
STOBBS R RUSSELL	\$58,449.94
STOLLINGS HARLEY E	\$9,902.48
STOLZE GEORGE A	\$6,382.00
STONE FEUCHTENBERGER & BARRINGER	\$2,252.84
STONE LEROY A	\$2,400.00
STONE ROBERT C JR	\$22,601.71
STOVER WILLIAM D	\$2,623.50
STOWERS & ASSOCIATES	\$1,333.50
STURDEVANT ALAN D PHD & ASSOCIATES	\$2,059.40
SUMMERS WILLIAM B	\$9,380.22
SUTTON & JANELLE PLLC	\$3,388.75
SWEENEY LAVERNE	\$542.92

(T)

TALLMAN CHARLES DARREN	\$32,697.90
TATE REBECCA L	\$43,133.20
TAYLOR C LAURIE	\$4,756.00
TAYLOR JENNIFER N	\$1,489.00
TAYLOR PAUL G	\$2,627.35
TAYLOR SHAWN ANTHONY	\$4,312.50
TECHNICAL ADVISORY SERVICE INC	\$11,982.11
TETER DONALD L	\$716.68
THARP LIOTTA JANES & YOKUM LLP	\$815.50
THAXTON & JOHNSTONE	\$6,417.38
THE LAW OFFICE OF THOMAS G STEELE	\$5,947.50
THOMAS JANA P	\$265.37
THOMPSON & PARSONS	\$17,218.50
THOMPSON DAVID G	\$36,991.69

**WEST VIRGINIA PUBLIC DEFENDER SERVICES
 APPOINTED COUNSEL FEES AND EXPENSES PAID
 FISCAL YEAR 1999
 (In Alphabetical Order)**

(T Cont.)

THOMPSON MARILYN C	\$7,398.50
THOMPSON ROGER L	\$38,828.20
THORN & THORN LC	\$36,544.39
THORNE STEVEN M	\$53,619.00
TICHENOR TERRI L	\$3,157.19
TISSUE PHILIP J	\$281.42
TORRES GEORGE M	\$62,011.04
TORSNEY JACK R JR	\$2,310.00
TRAINOR GREGORY E MA & ASSOC	\$1,555.00
TRI-S INVESTIGATION	\$132,870.48
TROISI JOSEPH G	\$2,767.21
TRUMP & TRUMP	\$9,090.96
TUCKER GREGORY A	\$2,226.11
TYREE LAW OFFICES	\$7,227.00
TYSON DAVID R	\$31,902.76

(U)

UNITED NATIONAL BANK	\$918.70
UNIVERSITY HEALTH ASSOCIATES	\$2,046.25
URTSO AMBER C	\$5,243.00
USIPA	\$15,871.82

(V)

VALENTINO WILLIAM RIDER	\$77,896.87
VAN ZANT SUSAN J	\$30,256.47
VANDEVENDER LAW OFFICE LC	\$4,807.13
VANMETER LAW OFFICES	\$19,836.38
VANNOSTRAND & MORTON	\$59,448.21
VAUGHAN INVESTIGATIVE SERVICES INC	\$11,072.47
VICTOR MATTHEW A	\$137,310.43
VIEWEG GEORGE B	\$38,264.36
VIEWEG MARK E	\$9,930.49
VITAL ROBERT E LC	\$23,593.73
VOLK HELLERSTEDT & CONNOLLY	\$2,852.21
VOORHEES GAIL METZ	\$2,935.50

(W)

WADE KEVIN A	\$17,094.50
WALKER INVESTIGATIONS	\$7,418.54
WALKER JAMES A	\$19,111.55
WALL RANDALL D	\$31,700.52
WALLACE MICHAEL K	\$81,150.00
WALTERS KRAUSKOPF & ROTH	\$41,330.46
WARMAN & SIGWART	\$41,958.28
WATERS WARNER & HARRIS	\$5,172.62
WATKINS JAMES O JR	\$1,560.00
WATKINS WILLIAM M III	\$14,288.50

**WEST VIRGINIA PUBLIC DEFENDER SERVICES
 APPOINTED COUNSEL FEES AND EXPENSES PAID
 FISCAL YEAR 1999
 (In Alphabetical Order)**

(W Cont.)

WEBB DAVID HAMILTON	\$18,370.12
WEBER & WEBER	\$23,859.61
WEBSTER JANICE S	\$689.15
WEESE ROGER R	\$10,002.50
WEESE TRACY	\$9,214.40
WELSH REPORTING	\$773.85
WEST & JONES	\$3,907.40
WEST CHARLES STANFORD	\$576.00
WESTBROOK HEALTH SERVICES INC	\$1,672.00
WHEATON KEITH LEWIS	\$10,382.01
WHEELER CHERYL A	\$1,243.96
WHELAN MEDICAL CLINIC INC	\$1,650.00
WHIRLWIND INVESTIGATION & SECURITY	\$12,795.32
WHITE & HENDERSON	\$860.00
WHITE & ROTENBERRY	\$3,133.00
WHITE BRUCE M	\$10,987.64
WHITE GARY W	\$4,942.79
WHITE KEITH	\$95,786.49
WHITE LISA F	\$44,230.55
WHITE MAX HARRY	\$28,163.10
WHITE R S FORENSIC SERVICES	\$2,925.00
WHITE ROBERT LEE	\$25,896.62
WHITED LARRY S	\$10,679.26
WHITEMAN FRANCES C	\$67,769.50
WHITT MICHAEL R	\$31,450.48
WIDEMAN & ASSOCIATES INC	\$1,544.41
WIDMER COOMBS & GAYDOS PLLC	\$18,600.26
WIEDEL DIANA CARTER	\$6,929.52
WILCOX JOHN D	\$1,054.50
WILDMAN ERIC KEITH	\$7,502.12
WILLIAMS GENE HAL	\$5,997.46
WILLIAMS JAMES E	\$1,383.50
WILLIAMS JOHN E JR	\$29,179.00
WILLIAMS SHEILA KAE	\$9,546.50
WILLIS & CHATTIN	\$6,750.64
WILMOTH DAVID H LC	\$9,728.49
WILSON & BAILEY	\$19,004.14
WINDOM RODNEY C	\$39,068.06
WITT RICHARD C	\$12,392.47
WOLFE DORWIN J	\$77,913.44
WOLFINGBARGER LAW OFFICES	\$4,108.62
WOOD & WININSKY PLLC	\$3,233.30
WOODFORD PAUL H II	\$1,880.00
WOOTON LAW FIRM	\$7,081.50
WORKMAN JACK L	\$1,528.50
WORTHINGTON CENTER INC	\$1,800.00
WRIGHT LACY W JR	\$11,659.95

**WEST VIRGINIA PUBLIC DEFENDER SERVICES
APPOINTED COUNSEL FEES AND EXPENSES PAID
FISCAL YEAR 1999
(In Alphabetical Order)**

(Y)

YACKEL RAYMOND H	\$20,708.50
YANNERELLA DON A	\$4,218.57
YEAGER HOWARD L JR	\$14,846.00
YEAGER JOHN R JR	\$6,770.94
YOUNGER C CHRISTOPHER	\$5,623.50

(Z)

ZAMOW THOMAS	\$11,561.90
ZIEGLER & GUNNOE	\$77,578.37
ZIMAROWSKI JAMES B	\$34,814.24

TOTAL PAID IN FISCAL YEAR 1999	\$13,313,137.71
TOTAL CLAIMS PAID IN FISCAL YEAR 1999	25,266