

WEST VIRGINIA PUBLIC DEFENDER SERVICES

ANNUAL REPORT
FISCAL YEAR 2003-2004



JOHN A. ROGERS
EXECUTIVE DIRECTOR

Table of Contents

Introduction	1
Appointed Counsel System	2
The Public Defender Corporation System	3
The Criminal Law Research Center	6
The Appellate Advocacy Division	7
Accounting and Voucher Processing Division	7
Administration/Public Defender Operations Division	7
Employee Listing	9
Financial Data	10
Statistical Information	15
Appointed Counsel	16
Public Defender Corporations	18
Appendix A: Appointed Counsel Statistical Information	19
Summary Report	20
Average Cost by Case Type	25
Appointed Counsel Hours Paid	31
Appointed Counsel Fees Paid	37
Appointed Counsel Expenses Paid	44
Appointed Counsel Expenses Paid by Category	51
Direct Expense Claims Paid	58
Appointed Counsel Hours In Court/Out of Court Paid	64
Appointed Counsel Claims Paid	70
Average Costs by Primary Charge	76
Appendix B: Public Defender Corporations Statistical Information	80
Boards of Directors Chairpersons	81
Cash Disbursements for Corporations	83
Public Defender Hours Worked	84
Public Defender Hours In Court/Out of Court	91
Public Defender Cases Represented, Opened, and Closed	99
Appendix C: Appointed Counsel/Public Defender Comparisons	109
Appendix D: Appointed Counsel Index Payee Totals for FY2004	171

Introduction

Pursuant to the requirements of West Virginia Code §5-1-20, Public Defender Services, an agency of the Executive Branch, submits this report for fiscal year 2003-2004 to his Excellency, Governor Joe Manchin and to the West Virginia Legislature. This report describes the agency's activities during fiscal year 2003-2004.

Public Defender Services, originally Public Legal Services Council, was established July 1, 1981, by WV Code §29-21-1, et seq., and given the responsibility for administering the provision of legal representation to indigent persons as required by the Sixth Amendment to the United States Constitution and by Article III, Section 14 of the West Virginia Constitution. The Executive Director, appointed by the Governor, by and with the advice and consent of the West Virginia Senate, is responsible for the administration of the appointed counsel system; the Public Defender Corporation system; the Public Defender Services appellate division; and the Criminal Law Research Center within Public Defender Services.

Although local practices vary widely, for billing and statistical purposes, PDS defines a "case" as any matter, regardless of how it initially arose, which is resolved in one proceeding or a closely related series of proceedings. Because separate case numbers may be assigned when charges are first brought, one "case" for our purposes may be assigned several case numbers in magistrate or circuit court.

In the interest of accurate reporting, both private and appointed counsel data is shown in a variety of ways. Although the two systems cannot be compared precisely it is absolutely clear by any measure that Public Defender operations have been more cost effective since 1990 and opposition to more offices is counter to the financial interests of the State of West Virginia.

Appointed Counsel System

The appointed counsel system operates in all 55 counties of West Virginia. Approximately 800 appointed counsel and service providers are reimbursed annually by Public Defender Services for fees and expenses incurred in the representation of indigents in criminal matters.

In December, 1987, Millard Jewell, a Mingo County attorney whose case load was composed of 30 percent appointed cases, filed suit in the West Virginia Supreme Court. The Court appointed a Special Master and evidentiary hearings were held at three locations in the state. In July, 1989, the Court found certain aspects of the indigent defense system unconstitutional. The Court required the Legislature to increase appointed counsel rates from \$20/\$25 per hour to \$45/\$65 per hour, and to raise the fee cap to \$3,000. During the 1990 Regular Session of the Legislature, these mandates were enacted into WV Code §29-21-13a and became effective July 1, 1990. This action more than doubled the costs of the appointed counsel system.

Using appropriated, re-appropriated, and supplemental funds for fiscal year 2003-2004, Public Defender Services processed **\$14,664,539** in payments for **23,335** claims by appointed counsel and other providers. Because all funds were exhausted, these figures represent only 11.25 months of invoice processing. Unpaid claims were estimated to total \$6 million dollars. The average hourly appointed counsel cost was **\$54.07** and the average appointed counsel cost per claim was **\$628.44**. Appointed counsel statistical information is found in **Appendix A**.

The Public Defender Corporation System

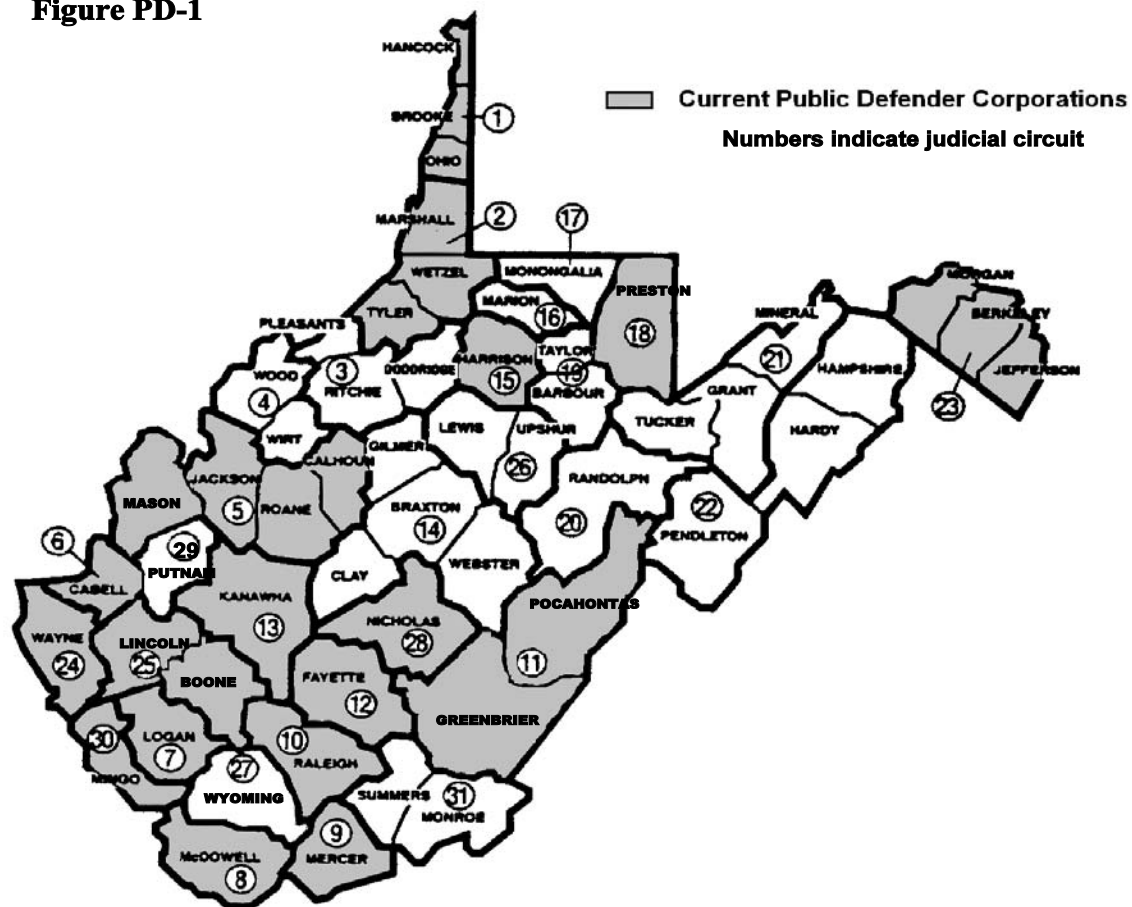
The Public Defender Corporation system is an efficient, cost-effective alternative to the appointed counsel system. As specialists in criminal law, Defenders do not need to research issues as often as private counsel who only occasionally do criminal work. In addition, Public Defenders do not charge an hourly rate so they are not paid extra for travel time or for time awaiting hearings. Each office operates as a non-profit corporation with its own board of directors. Each Corporation receives all its funding from Public Defender Services.

Prior to fiscal year 1990-1991, Public Defender Corporation offices operated in the 2nd, 10th, 23rd/31st (combined), and 28th Judicial Circuits. During fiscal year 1989-1990, the 1st, 8th, 12th, 13th, and 30th Circuits opened Public Defender offices. In fiscal year 1990-1991, the 7th and 9th Circuit offices opened. In fiscal year 1993-1994, the 15th Circuit office opened. In fiscal year 1994-1995, the 6th and 24th Circuit offices opened. In fiscal year 1995-1996, the 5th Circuit offices opened. In fiscal year 1999-2000, the 11th and 25th Circuit offices opened, and, in FY 2000-2001, the 18th Circuit office opened.

The 1st Circuit offices are located in Wheeling and Weirton; the 2nd Circuit, in Moundsville; the 5th Circuit, in Ripley and Spencer; the 6th Circuit, in Huntington; the 7th Circuit, in Logan; the 8th Circuit, in Welch; the 9th Circuit, in Princeton; the 10th Circuit, in Beckley; the 11th Circuit, in Lewisburg and Marlinton; the 12th Circuit, in Fayetteville; the 13th Circuit, in Charleston; the 15th Circuit, in Clarksburg; the 18th Circuit, in Kingwood; the 23rd Circuit, in Martinsburg and Charles Town; the 24th Circuit, in Wayne; the 25th Circuit, in Madison and Hamlin; the 28th Circuit, in Summersville; and the 30th Circuit, in Williamson. When fully staffed, the system employs 119 attorneys and 77 staff employees. **Figure PD-1** shows the circuits and counties that currently have Public Defender Corporations.

During fiscal year 2003-2004, the Corporations provided representation in **30,312** judicial proceedings; pursuant to contracts, Public Defender Services issued disbursements totaling **\$12,773,436** for Public Defender Corporations. The average hourly cost was **\$59.00** and the average cost per case represented was **\$421.40**. Full Public Defender statistical, grant, and board composition information can be found in **Appendix B**.

Figure PD-1



Note: Public Defender Corporations are established in each Judicial Circuit per WV Code §29-21-1, et seq. After the 5th Circuit Corporation offices were opened, Mason County was added to that Circuit. Currently PDS is enjoined from opening an office in Mason County.

The Criminal Law Research Center (3 employees)

By statute the Research Center is charged with producing legal materials useful to West Virginia criminal law practitioners. The Criminal Law Digest summarizes and indexes recent West Virginia Supreme Court of Appeals decisions. E-mail updates are sent as cases are decided. Recent Supreme Court decisions are available through a quarterly newsletter, which also includes other matters of interest. These publications save time for practitioners as well as money for the State by eliminating unnecessary research billing by private attorneys.

In Fiscal Year 2004, the Criminal Law Research Center presented three continuing legal education seminars, one each in Beckley, Wheeling and Canaan Valley State Park. These sessions were open to full time Public Defenders and court appointed private attorneys and were attended by nearly 300 attorneys. All of these seminars were offered at either no cost or at a minimal fee. The CLRC received \$6,300 from these presentations. In addition, ten seminars were conducted for Public Defenders only, including a special session for new or inexperienced Defenders. The CLRC maintains a video library of each of these sessions and of numerous seminars from past years. Copies of these tapes are available at a minimal cost upon request.

The CLRC continued to publish updates of the Criminal Law Digest; the Sixth Edition of the Jury Instruction Manual; and the Second Edition of West Virginia Criminal Defense Motion Manual. These publications are available and sold to criminal law practitioners in both printed versions and in a CD-ROM format. Sales of these publications amounted to \$ 3,535. All publications are also available at no cost on PDS' website, www.wvpds.org.

The Appellate Advocacy Division (2.5 employees)

Public Defender Services is required by statute to have an appellate division. Because of limited funding, only one full time and one part-time attorney position are authorized, with one paralegal to assist. The division accepts appeals from private appointed counsel and full-time Public Defenders. Most appeals are accepted because of conflicts with local counsel or unique circumstances which require appointment of counsel outside the local Circuit or county.

In FY2004, the Division represented clients in 21 Direct Appeals before the WV Supreme Court and 7 Habeas Corpus Appeals and served as co-counsel in 4 Habeas Corpus Petitions before various Circuit Courts.

Accounting and Voucher Processing Division (5 employees)

This division prepares all financial reports for the agency, including budget documents, payroll and benefits, central office expenditures, Public Defender expenditures and private appointed counsel expenditures. The division is also responsible for preparing budget requests and monitoring expenditure schedules, as well as reporting for the Comprehensive Annual Financial Report.

Most importantly, the division processes approximately 23,335 claims per year from private counsel and other service providers, checking for legal compliance as well as for routine errors. The agency reduces claimed amounts of payment when appropriate, resulting in a savings of \$400,000 or more annually. Extensive statistical reporting is maintained, as well as 1099 reports produced for payees at the end of the calendar year.

Administration/Public Defender Operations Division (2 employees)

This division maintains all routine office processes, including payment of central office bills, purchasing equipment and supplies, maintaining payroll, personnel and leave records, records management, fixed asset inventories, and responds to

various administrative report requirements of the Secretary of Administration. Most importantly, the division budgets, coordinates and oversees operations of eighteen Public Defender Corporations throughout the state. Extensive data collection for both financial information and case information is maintained. Reporting is done on both a monthly and annual basis, with ongoing analysis of needs. Cash flow management results in monthly disbursements of only sufficient cash for ongoing operations, resulting in some shifting of funds to private counsel. Suggested policies are developed as needed, including suggested office procedures, accounting policies and data entry protocols for case management. This division is also responsible for answering inquiries from legislative and executive branch officials, judges, prosecuting attorneys, various news media and the general public, as well as Public Defenders and private appointed counsel.

WEST VIRGINIA PUBLIC DEFENDER SERVICES

EMPLOYEE LISTING

JOHN A. ROGERS, ESQ. EXECUTIVE DIRECTOR

CRIMINAL LAW RESEARCH CENTER:

RUSSELL S. COOK, ESQ. DIRECTOR
ERIN V. AKERS ADMINISTRATIVE ASSISTANT
PAMELA R. CLARK SECRETARY

APPELLATE ADVOCACY DIVISION:

JACK L. HICKOK, ESQ. DIRECTOR
PAUL R. STONE, ESQ. STAFF ATTORNEY (part-time)
THOMAS D. BOOTH PARALEGAL

ACCOUNTING AND VOUCHER PROCESSING DIVISION:

MARJORIE "KITTY" WILSON DIRECTOR
SHEILA J. COUGHLIN ADMINISTRATIVE ASSISTANT
TERESA G. SIDERS SUPERVISOR
ROSA F. MCFARLAND CLAIMS PROCESSOR
HEATHER E. ATKINS SECRETARY/CLAIMS PROCESSOR

ADMINISTRATION AND PUBLIC DEFENDER OPERATIONS:

KELLIE J. CARPER DIRECTOR
RALPH E. MCKINNEY, JR. ACCOUNTANT

**PUBLIC DEFENDER SERVICES
FINANCIAL DATA**

**SUMMARY OF APPROPRIATIONS, EXPENDITURES, AND FUND BALANCES BY ACTIVITY FOR THE FUND 0226-2004-0221
 FOR THE PERIOD JULY 1, 2003 TO JUNE 30, 2004**

	001	004	010	099	352	364	435	788	913	TOTAL
APPROPRIATIONS										
2004 APPROPRIATIONS	\$503,111.00	\$4,000.00	\$177,171.00	\$364,474.00	\$12,773,436.00	\$369.00	\$4,224,409.00	\$13,061,008.00	\$36,785.00	\$31,144,763.00
REAPPROPRIATIONS (ACT 127)	\$0.00	\$0.00	\$0.00	\$0.00	\$0.00	\$0.00	\$0.00	\$58,763.02	\$0.00	\$58,763.02
TOTAL APPROPRIATIONS	\$503,111.00	\$4,000.00	\$177,171.00	\$364,474.00	\$12,773,436.00	\$369.00	\$4,224,409.00	\$13,119,771.02	\$36,785.00	\$31,203,526.02
TOTAL EXPENDITURES										
PERSONAL SERVICES:										
Personal Services	\$497,831.10	\$0.00	\$0.00	\$0.00	\$0.00	\$312.00	\$0.00	\$0.00	\$0.00	\$498,143.10
Annual Increment	\$210.00	\$4,000.00	\$0.00	\$0.00	\$0.00	\$0.00	\$0.00	\$0.00	\$0.00	\$4,210.00
Total Personal Services	\$498,041.10	\$4,000.00	\$0.00	\$0.00	\$0.00	\$312.00	\$0.00	\$0.00	\$0.00	\$502,353.10
EMPLOYEE BENEFITS:										
PERS/PEIA Adm Fees	\$0.00	\$0.00	\$3,512.00	\$0.00	\$0.00	\$0.00	\$0.00	\$0.00	\$0.00	\$3,512.00
FICA	\$0.00	\$0.00	\$36,987.39	\$0.00	\$0.00	\$24.00	\$0.00	\$0.00	\$0.00	\$37,011.39
Public Emp Insurance	\$0.00	\$0.00	\$80,972.47	\$0.00	\$0.00	\$0.00	\$0.00	\$0.00	\$0.00	\$80,972.47
Unemployment Comp	\$0.00	\$0.00	\$3,505.97	\$0.00	\$0.00	\$0.00	\$0.00	\$0.00	\$0.00	\$3,505.97
Workers Comp	\$0.00	\$0.00	\$83.57	\$642.43	\$0.00	\$0.00	\$0.00	\$0.00	\$0.00	\$726.00
Pension & Retirement	\$0.00	\$0.00	\$52,109.60	\$0.00	\$0.00	\$33.00	\$0.00	\$0.00	\$0.00	\$52,142.60
Pub Emp Insurance Transfer	\$5,028.00	\$0.00	\$0.00	\$0.00	\$0.00	\$0.00	\$0.00	\$0.00	\$0.00	\$5,028.00
Total Benefits	\$5,028.00	\$0.00	\$177,171.00	\$642.43	\$0.00	\$57.00	\$0.00	\$0.00	\$0.00	\$182,898.43
CURRENT EXPENSES:										
020 Office Expense	\$0.00	\$0.00	\$0.00	\$13,751.89	\$0.00	\$0.00	\$0.00	\$0.00	\$0.00	\$13,751.89
021 Printing & Binding	\$0.00	\$0.00	\$0.00	\$4,814.46	\$0.00	\$0.00	\$0.00	\$0.00	\$0.00	\$4,814.46
022 Rental Expense	\$0.00	\$0.00	\$0.00	\$33,800.00	\$0.00	\$0.00	\$0.00	\$0.00	\$0.00	\$33,800.00
023 Utilities	\$0.00	\$0.00	\$0.00	\$627.00	\$0.00	\$0.00	\$0.00	\$0.00	\$0.00	\$627.00
024 Telecommunications	\$0.00	\$0.00	\$0.00	\$3,650.27	\$0.00	\$0.00	\$0.00	\$0.00	\$0.00	\$3,650.27
025 Contractual & Professional	\$0.00	\$0.00	\$0.00	\$42,617.80	\$12,773,220.00	\$0.00	\$157,276.18	\$590,473.17	\$0.00	\$13,563,587.15
026 Travel	\$0.00	\$0.00	\$0.00	\$8,720.52	\$0.00	\$0.00	\$0.00	\$0.00	\$0.00	\$8,720.52
027 IS&C/MVNET	\$0.00	\$0.00	\$0.00	\$187,717.63	\$216.00	\$0.00	\$695.00	\$3,630.00	\$0.00	\$192,258.63
031 Assoc Dues & Prof Memb	\$0.00	\$0.00	\$0.00	\$1,082.50	\$0.00	\$0.00	\$0.00	\$0.00	\$0.00	\$1,082.50
032 Fire Auto Bond & Other Ins	\$0.00	\$0.00	\$0.00	\$6,115.00	\$0.00	\$0.00	\$0.00	\$0.00	\$36,785.00	\$42,900.00

	001	004	010	099	352	497	435	788	913	TOTAL
034 Cloth, Household, Rec. Sup	\$0.00	\$0.00	\$0.00	\$0.00	\$0.00	\$0.00	\$0.00	\$0.00	\$0.00	\$0.00
038 Maintenance Contracts	\$0.00	\$0.00	\$0.00	\$5,466.20	\$0.00	\$0.00	\$0.00	\$0.00	\$0.00	\$5,466.20
042 Hospitality	\$0.00	\$0.00	\$0.00	\$1,028.40	\$0.00	\$0.00	\$0.00	\$0.00	\$0.00	\$1,028.40
051 Miscellaneous	\$0.00	\$0.00	\$0.00	\$82.50	\$0.00	\$0.00	\$0.00	\$0.00	\$0.00	\$82.50
052 Training & Development	\$0.00	\$0.00	\$0.00	\$1,300.50	\$0.00	\$0.00	\$0.00	\$0.00	\$0.00	\$1,300.50
053 Postal & Freight	\$0.00	\$0.00	\$0.00	\$9,603.12	\$0.00	\$0.00	\$0.00	\$0.00	\$0.00	\$9,603.12
054 Computer Supplies	\$0.00	\$0.00	\$0.00	\$24,014.00	\$0.00	\$0.00	\$0.00	\$0.00	\$0.00	\$24,014.00
056 Atty Legal Service Paymts	\$0.00	\$0.00	\$0.00	\$0.00	\$0.00	\$0.00	\$3,155,849.97	\$9,986,973.50	\$0.00	\$13,142,823.47
057 Atty Reimbursable Expenses	\$0.00	\$0.00	\$0.00	\$0.00	\$0.00	\$0.00	\$143,495.95	\$485,689.97	\$0.00	\$629,185.92
058 Misc Equipment Purchases	\$0.00	\$0.00	\$0.00	\$143.95	\$0.00	\$0.00	\$0.00	\$0.00	\$0.00	\$143.95
Total Current Expenses	\$0.00	\$0.00	\$0.00	\$344,537.74	\$12,773,436.00	\$0.00	\$3,457,317.10	\$11,066,766.64	\$36,785.00	\$27,678,842.48
REPAIRS & ALTERATIONS										
061 Office & Comm. Equip Repairs	\$0.00	\$0.00	\$0.00	\$80.00	\$0.00	\$0.00	\$0.00	\$0.00	\$0.00	\$80.00
064 Building Repairs	\$0.00	\$0.00	\$0.00	\$1,029.68	\$0.00	\$0.00	\$0.00	\$0.00	\$0.00	\$1,029.68
068 Other Repairs & Alterations	\$0.00	\$0.00	\$0.00	\$0.00	\$0.00	\$0.00	\$0.00	\$0.00	\$0.00	\$0.00
Total Repairs & Alterations	\$0.00	\$0.00	\$0.00	\$1,109.68	\$0.00	\$0.00	\$0.00	\$0.00	\$0.00	\$1,109.68
EQUIPMENT										
070 Office & Comm Equipment	\$0.00	\$0.00	\$0.00	\$0.00	\$0.00	\$0.00	\$0.00	\$0.00	\$0.00	\$0.00
077 Books & Periodicals	\$0.00	\$0.00	\$0.00	\$2,109.61	\$0.00	\$0.00	\$0.00	\$0.00	\$0.00	\$2,109.61
170 Computer Equipment	\$0.00	\$0.00	\$0.00	\$5,733.00	\$0.00	\$0.00	\$0.00	\$0.00	\$0.00	\$5,733.00
Total Equipment	\$0.00	\$0.00	\$0.00	\$7,842.61	\$0.00	\$0.00	\$0.00	\$0.00	\$0.00	\$7,842.61
OTHER DISBURSEMENTS										
156 Medical Service Payments	\$0.00	\$0.00	\$0.00	\$0.00	\$0.00	\$0.00	\$75,872.59	\$62,407.39	\$0.00	\$138,279.98
Total Other Disbursements	\$0.00	\$0.00	\$0.00	\$0.00	\$0.00	\$0.00	\$75,872.59	\$62,407.39	\$0.00	\$138,279.98
TOTAL FUND EXPENDITURES	\$503,069.10	\$4,000.00	\$177,171.00	\$354,132.46	\$12,773,436.00	\$369.00	\$3,533,189.69	\$11,129,174.03	\$36,785.00	\$28,511,326.28
FUND BALANCE	\$41.90	\$0.00	\$0.00	\$10,341.54	\$0.00	\$0.00	\$691,219.31	\$1,990,596.99	\$0.00	\$2,692,199.74

Amounts shown in Total Expenditures in columns 127 (025; 027; 056; & 057) include deposits of monies collected from duplicate payments or overpayments to counsel and service providers. Amounts shown in Total Expenditures in columns 352 include \$5016.00 in expenditures made in FY 2005 for services received FY 2004.
 page 2 of 2

*West Virginia Public Defender Services
Statement of Revenues, Expenditures
and Changes in Fund Balance
For the Period July 1, 2003 to June 30, 2004*

2420-2004-0221

REVENUES

Sales of Publications	\$5,837.45
CLE Beckley 03/31/2004	\$1,950.00
CLE Wheeling 05/18/2004	\$2,150.00
Annual Conference Appointed Counsel Fee	\$2,350.00
NSF Check (CLE Beckley - King)	(\$100.00)
Refund (CLE Wheeling - Davis)	<u>(\$50.00)</u>

TOTAL REVENUES **\$12,137.45**

TOTAL EXPENDITURES

020 Office Expense (Jury Inst)	795.00
021 Printing	4895.55
022 Rent (Seminar Room Rentals)	500.00
026 Travel	805.97
027 Data Processing (IS&C and GOT)	1126.01
031 MCLE Dues	150.00
042 Hospitality (Seminars)	847.95
051 Miscellaneous (Copyright)	60.00
054 Oracle Support (2003)	495.00
077 Books & Periodicals	<u>101.00</u>

\$9,776.48

Revenues Over (under) Expenditures **\$2,360.97**

Fund Balance Beginning of Period **\$16,286.05**

Fund Balance, June 30, 2004 **\$18,647.02**

2421-2004-0221

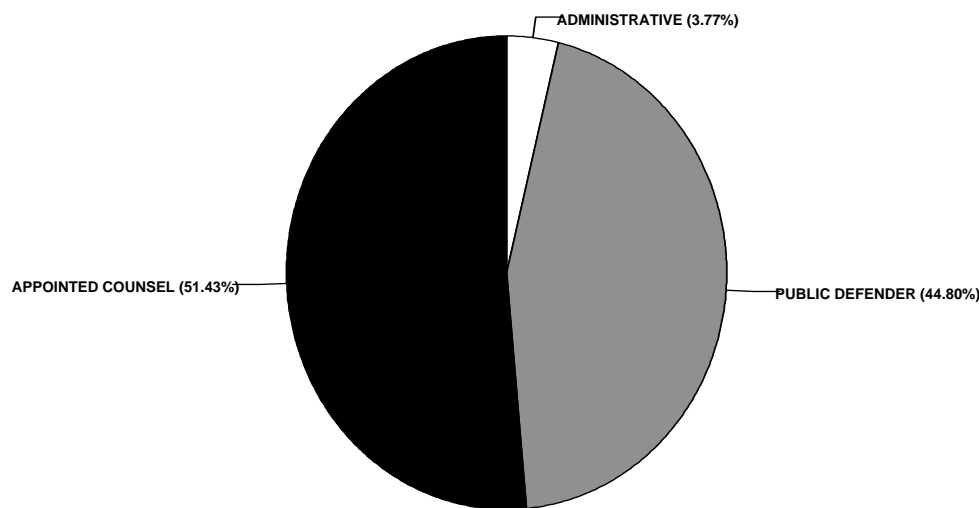
Fund Balance Beginning of Period **\$19.20**

Add: Consumer Sales Collections \$153.75

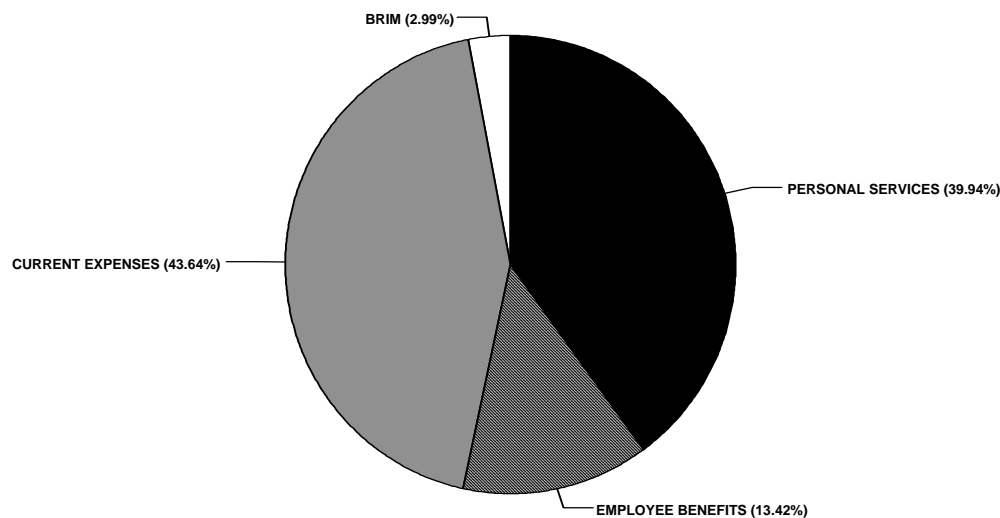
Less: Remittance of Taxes \$131.10

WV PUBLIC DEFENDER SERVICES
TOTAL FUND EXPENDITURES
FY 2003/2004

TOTAL EXPENDITURES BY PROGRAM



TOTAL ADMINISTRATIVE EXPENSES



**APPOINTED COUNSEL AND PUBLIC DEFENDER
STATISTICAL INFORMATION**

**WV PUBLIC DEFENDER SERVICES
STATISTICAL REPORT
APPOINTED COUNSEL FY 2003/2004**

Total Number of Claims Paid	23,335
Total Number of Direct Expense Claims Paid	1,037
Total Number of Hours Paid	271,233
Total Amount Paid in Claims	\$14,664,538.72
Total Fees Paid to Counsel	\$13,142,823.47
Total Expenses Paid	\$1,521,715.25
Average Total Cost Per Claim	\$628.44
Average Counsel Fee Per Claim	\$563.22
Average Expenses Per Claim	\$65.21
Percent of Total Claims Attributable to Fees	89.62%
Percent of Total Claims Attributable to Expenses	10.38%
Average Total Cost Per Hour	\$54.07
Total Hours In-Court	46,859
Total Hours Out-of-Court	224,375
Percent of Total Hours In-Court	17.28%
Percent of Total Hours Out-of-Court	82.72%

NOTE: Figures represent payments made for 11.25 months. Claims received from July 1, 2003 to March 31, 2004.

WV PUBLIC DEFENDER SERVICES

STATISTICAL REPORT
APPOINTED COUNSEL FY 2003/20004
WITHOUT DIRECT EXPENSES AND SUPPLEMENTAL VOUCHERS

Total Number of Claims Paid	21,928
Total Number of Supplemental Claims Paid	370
Total Number of Direct Expense Claims Paid	1,037
Total Number of Hours Paid	271,233
Total Amount Paid in Claims	\$14,664,538.72
Total Fees Paid to Counsel	\$13,142,823.47
Total Expenses Paid	\$1,521,715.25
Average Total Cost Per Claim	\$668.76
Average Counsel Fee Per Claim	\$599.36
Average Expenses Per Claim	\$69.40
Percent of Total Claims Attributable to Fees	89.62%
Percent of Total Claims Attributable to Expenses	10.38%
Average Total Cost Per Hour	\$54.07
Total Hours In-Court	46,859
Total Hours Out-of-Court	224,375
Percent of Total Hours In-Court	17.28%
Percent of Total Hours Out-of-Court	82.72%

NOTE: Figures represent payments made for 11.25 months. Claims received from July 1, 2003 to March 31, 2004.

WV PUBLIC DEFENDER SERVICES
STATISTICAL REPORT
PUBLIC DEFENDER CORPORATIONS FY 2003/2004

Total Number of Cases Pending July 1, 2003	3,692
Total Number of Cases Opened	26,620
Total Number of Cases Closed	23,800
Total Number of Cases Represented during FY 2004	30,312
Total Number of Charges Associated with Cases Pending July 1, 2003	6,992
Total Number of Charges Associated with Cases Opened	48,423
Total Number of Charges Associated with Cases Closed	43,334
Total Number of Charges Associated with Cases Represented	55,415
Total Amount Disbursed for Corporations	\$12,773,436
Average Total Cost Per Cases Represented	\$421.40
Average Total Cost Per Opened Cases	\$479.84
Average Total Cost Per Closed Cases	\$536.70
Total Number of Hours During FY 2004	216,517
Average Total Cost Per Hour	\$59.00
Total Hours In-Court	45,436
Total Hours Out-of-Court	171,081
Percent of Total Hours In-Court	21.00%
Percent of Total Hours Out-of-Court	79.00%

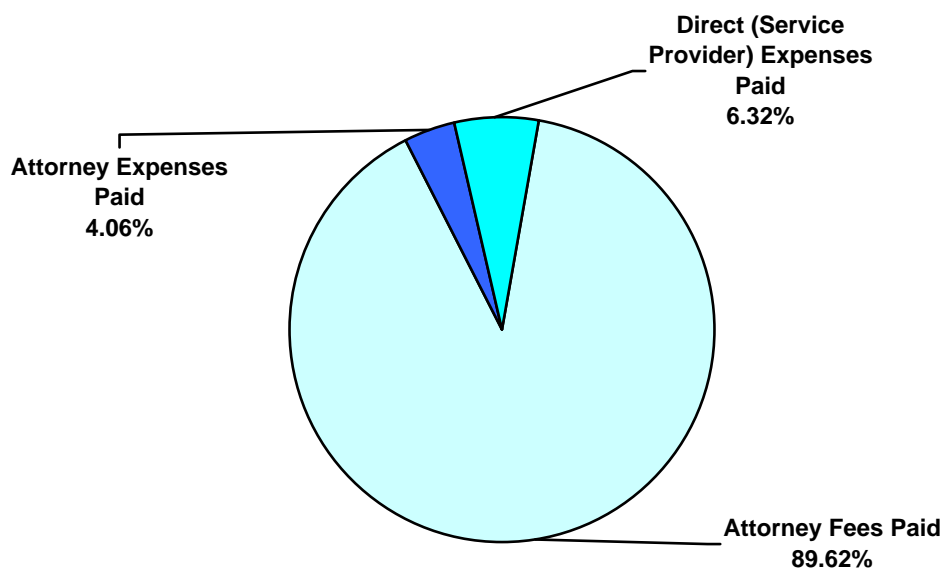
**APPENDIX A:
APPOINTED COUNSEL
STATISTICAL INFORMATION**

SUMMARY OF DOLLARS SPENT FOR FY 2004

Attorney Fees Paid	\$13,142,823.47
Attorney Expenses Paid	\$595,196.75
Direct (Service Provider) Expenses Paid	\$926,518.50
Total Dollars Paid	\$14,664,538.72

APPOINTED COUNSEL DOLLARS SPENT

FY 2004



**WEST VIRGINIA PUBLIC DEFENDER SERVICES
 SUMMARY REPORT FOR ATTORNEY HOURS/FEE/EXPENSES
 FISCAL YEAR 2004**

CIRCUIT	ATTORNEY TOTAL HOURS	ATTORNEY FEE AMOUNT IN \$	ATTORNEY EXPENSE AMOUNT IN \$	DIRECT EXPENSE AMOUNT IN \$	EXPENSE AMOUNT IN \$	GRAND TOTAL AMOUNT IN \$
01 CIRCUIT	14,206.3	677,011.50	31,011.35	51,440.73	82,452.08	759,463.58
02 CIRCUIT	3,859.3	188,340.50	7,158.63	0.00	7,158.63	195,499.13
03 CIRCUIT	6,625.1	314,443.50	17,295.23	17,971.63	35,266.86	349,710.36
04 CIRCUIT	29,660.6	1,412,037.00	67,826.64	196,147.50	263,974.14	1,676,011.14
05 CIRCUIT	12,245.6	600,184.00	30,685.25	32,958.39	63,643.64	663,827.64
06 CIRCUIT	10,336.2	522,951.50	18,486.68	29,237.86	47,724.54	570,676.04
07 CIRCUIT	8,566.0	412,664.00	10,993.53	3,093.16	14,086.69	426,750.69
08 CIRCUIT	3,973.0	194,863.00	4,552.82	940.10	5,492.92	200,355.92
09 CIRCUIT	8,765.2	441,206.00	51,832.01	61,626.22	113,458.23	554,664.23
10 CIRCUIT	7,353.1	356,831.50	10,935.75	12,630.59	23,566.34	380,397.84
11 CIRCUIT	3,503.9	168,371.50	13,901.10	2,379.04	16,280.14	184,651.64
12 CIRCUIT	1,998.4	94,602.00	4,279.10	0.00	4,279.10	98,881.10
13 CIRCUIT	15,919.8	786,684.00	16,957.36	41,837.57	58,794.93	845,478.93
14 CIRCUIT	10,964.3	526,308.50	48,302.04	14,448.08	62,750.12	589,058.62
15 CIRCUIT	5,721.5	268,981.00	13,901.33	33,867.77	47,769.10	316,750.10
16 CIRCUIT	18,164.0	860,933.50	15,750.19	58,185.78	73,935.97	934,869.47
17 CIRCUIT	12,866.2	617,448.97	21,156.41	46,716.48	67,872.89	685,321.86
18 CIRCUIT	3,165.9	150,385.50	6,793.17	17,831.10	24,624.27	175,009.77
19 CIRCUIT	7,475.5	351,441.50	2,800.25	3,400.00	6,200.25	357,641.75
20 CIRCUIT	6,334.1	307,418.50	9,878.62	2,187.63	12,066.25	319,484.75
21 CIRCUIT	8,411.2	402,864.00	12,421.44	40,276.53	52,697.97	455,561.97
22 CIRCUIT	10,225.6	497,516.00	27,270.05	29,154.98	56,425.03	553,941.03
23 CIRCUIT	10,517.8	534,021.00	28,453.74	112,241.49	140,695.23	674,716.23
24 CIRCUIT	4,758.7	236,809.50	33,277.70	6,230.75	39,508.45	276,317.95
25 CIRCUIT	9,955.1	490,510.00	14,935.98	28,210.62	43,146.60	533,656.60
26 CIRCUIT	10,234.7	500,277.50	16,622.36	11,427.24	28,049.60	528,327.10
27 CIRCUIT	8,196.5	387,151.50	18,225.56	57,833.09	76,058.65	463,210.15
28 CIRCUIT	2,234.7	109,473.50	2,778.22	0.00	2,778.22	112,251.72
29 CIRCUIT	8,377.3	408,314.50	12,515.24	7,313.57	19,828.81	428,143.31
30 CIRCUIT	3,450.0	168,992.50	12,491.18	1,381.54	13,872.72	182,865.22
31 CIRCUIT	3,167.6	153,786.00	11,707.82	5,549.06	17,256.88	171,042.88
STATE	271,233.3	13,142,823.47	595,196.75	926,518.50	1,521,715.25	14,664,538.72

**WEST VIRGINIA PUBLIC DEFENDER SERVICES
 SUMMARY REPORT FOR ATTORNEY HOURS/FEES/EXPENSES
 FISCAL YEAR 2004**

CIRCUIT COUNTY	TOTAL HOURS	FEE AMOUNT IN \$	EXPENSE AMOUNT IN \$	DIRECT EXPENSE AMOUNT IN \$	EXPENSE AMOUNT IN \$	GRAND TOTAL AMOUNT IN \$
01 CIRCUIT						
BROOKE	1,877.2	90,434.00	3,888.51	10,345.70	14,234.21	104,668.21
HANCOCK	2,736.1	132,448.50	6,398.64	4,781.25	11,179.89	143,628.39
OHIO	9,593.0	454,129.00	20,724.20	36,313.78	57,037.98	511,166.98
TOTAL	14,206.3	677,011.50	31,011.35	51,440.73	82,452.08	759,463.58
02 CIRCUIT						
MARSHALL	1,977.8	96,341.00	2,361.41	0.00	2,361.41	98,702.41
TYLER	657.0	32,103.00	2,094.25	0.00	2,094.25	34,197.25
WETZEL	1,224.5	59,896.50	2,702.97	0.00	2,702.97	62,599.47
TOTAL	3,859.3	188,340.50	7,158.63	0.00	7,158.63	195,499.13
03 CIRCUIT						
DODDRIDGE	2,339.1	111,385.50	8,154.21	4,678.89	12,833.10	124,218.60
PLEASANTS	1,546.7	73,221.50	2,477.53	2,093.78	4,571.31	77,792.81
RITCHIE	2,739.3	129,836.50	6,663.49	11,198.96	17,862.45	147,698.95
TOTAL	6,625.1	314,443.50	17,295.23	17,971.63	35,266.86	349,710.36
04 CIRCUIT						
WIRT	1,526.7	73,231.50	4,899.38	6,093.70	10,993.08	84,224.58
WOOD	28,133.9	1,338,805.50	62,927.26	190,053.80	252,981.06	1,591,786.56
TOTAL	29,660.6	1,412,037.00	67,826.64	196,147.50	263,974.14	1,676,011.14
05 CIRCUIT						
CALHOUN	388.5	19,256.50	618.38	1,311.61	1,929.99	21,186.49
JACKSON	2,942.9	144,330.50	11,395.21	19,143.17	30,538.38	174,868.88
MASON	6,367.0	308,571.00	14,352.20	9,734.84	24,087.04	332,658.04
ROANE	2,547.2	128,026.00	4,319.46	2,768.77	7,088.23	135,114.23
TOTAL	12,245.6	600,184.00	30,685.25	32,958.39	63,643.64	663,827.64
06 CIRCUIT						
CABELL	10,336.2	522,951.50	18,486.68	29,237.86	47,724.54	570,676.04
TOTAL	10,336.2	522,951.50	18,486.68	29,237.86	47,724.54	570,676.04
07 CIRCUIT						
LOGAN	8,566.0	412,664.00	10,993.53	3,093.16	14,086.69	426,750.69
TOTAL	8,566.0	412,664.00	10,993.53	3,093.16	14,086.69	426,750.69
08 CIRCUIT						
MCDOWELL	3,973.0	194,863.00	4,552.82	940.10	5,492.92	200,355.92
TOTAL	3,973.0	194,863.00	4,552.82	940.10	5,492.92	200,355.92
09 CIRCUIT						
MERCER	8,765.2	441,206.00	51,832.01	61,626.22	113,458.23	554,664.23
TOTAL	8,765.2	441,206.00	51,832.01	61,626.22	113,458.23	554,664.23
10 CIRCUIT						
RALEIGH	7,353.1	356,831.50	10,935.75	12,630.59	23,566.34	380,397.84
TOTAL	7,353.1	356,831.50	10,935.75	12,630.59	23,566.34	380,397.84
11 CIRCUIT						
GREENBRIER	1,999.6	96,528.00	8,984.90	1,809.30	10,794.20	107,322.20
POCAHONTAS	1,504.3	71,843.50	4,916.20	569.74	5,485.94	77,329.44
TOTAL	3,503.9	168,371.50	13,901.10	2,379.04	16,280.14	184,651.64

**WEST VIRGINIA PUBLIC DEFENDER SERVICES
 SUMMARY REPORT FOR ATTORNEY HOURS/FEES/EXPENSES
 FISCAL YEAR 2004**

CIRCUIT COUNTY	TOTAL HOURS	FEE AMOUNT IN \$	EXPENSE AMOUNT IN \$	DIRECT EXPENSE AMOUNT IN \$	EXPENSE AMOUNT IN \$	GRAND TOTAL AMOUNT IN \$
12 CIRCUIT						
FAYETTE	1,998.4	94,602.00	4,279.10	0.00	4,279.10	98,881.10
TOTAL	1,998.4	94,602.00	4,279.10	0.00	4,279.10	98,881.10
13 CIRCUIT						
KANAWHA	15,919.8	786,684.00	16,957.36	41,837.57	58,794.93	845,478.93
TOTAL	15,919.8	786,684.00	16,957.36	41,837.57	58,794.93	845,478.93
14 CIRCUIT						
BRAXTON	3,253.0	156,094.00	15,309.99	7,195.66	22,505.65	178,599.65
CLAY	2,256.1	109,180.50	6,854.50	0.00	6,854.50	116,035.00
GILMER	1,278.0	60,962.00	5,754.24	4,595.08	10,349.32	71,311.32
WEBSTER	4,177.2	200,072.00	20,383.31	2,657.34	23,040.65	223,112.65
TOTAL	10,964.3	526,308.50	48,302.04	14,448.08	62,750.12	589,058.62
15 CIRCUIT						
HARRISON	5,721.5	268,981.00	13,901.33	33,867.77	47,769.10	316,750.10
TOTAL	5,721.5	268,981.00	13,901.33	33,867.77	47,769.10	316,750.10
16 CIRCUIT						
MARION	18,164.0	860,933.50	15,750.19	58,185.78	73,935.97	934,869.47
TOTAL	18,164.0	860,933.50	15,750.19	58,185.78	73,935.97	934,869.47
17 CIRCUIT						
MONONGALIA	12,866.2	617,448.97	21,156.41	46,716.48	67,872.89	685,321.86
TOTAL	12,866.2	617,448.97	21,156.41	46,716.48	67,872.89	685,321.86
18 CIRCUIT						
PRESTON	3,165.9	150,385.50	6,793.17	17,831.10	24,624.27	175,009.77
TOTAL	3,165.9	150,385.50	6,793.17	17,831.10	24,624.27	175,009.77
19 CIRCUIT						
BARBOUR	3,159.9	148,107.50	1,614.06	0.00	1,614.06	149,721.56
TAYLOR	4,315.6	203,334.00	1,186.19	3,400.00	4,586.19	207,920.19
TOTAL	7,475.5	351,441.50	2,800.25	3,400.00	6,200.25	357,641.75
20 CIRCUIT						
RANDOLPH	6,334.1	307,418.50	9,878.62	2,187.63	12,066.25	319,484.75
TOTAL	6,334.1	307,418.50	9,878.62	2,187.63	12,066.25	319,484.75
21 CIRCUIT						
GRANT	1,795.2	86,048.00	2,878.53	5,746.29	8,624.82	94,672.82
MINERAL	6,157.8	295,057.00	7,576.31	31,871.64	39,447.95	334,504.95
TUCKER	458.2	21,759.00	1,966.60	2,658.60	4,625.20	26,384.20
TOTAL	8,411.2	402,864.00	12,421.44	40,276.53	52,697.97	455,561.97
22 CIRCUIT						
HAMPSHIRE	4,794.4	235,746.00	10,904.70	14,238.62	25,143.32	260,889.32
HARDY	3,437.9	167,335.50	8,233.80	10,295.11	18,528.91	185,864.41
PENDLETON	1,993.3	94,434.50	8,131.55	4,621.25	12,752.80	107,187.30
TOTAL	10,225.6	497,516.00	27,270.05	29,154.98	56,425.03	553,941.03

**WEST VIRGINIA PUBLIC DEFENDER SERVICES
 SUMMARY REPORT FOR ATTORNEY HOURS/FEE/EXPENSES
 FISCAL YEAR 2004**

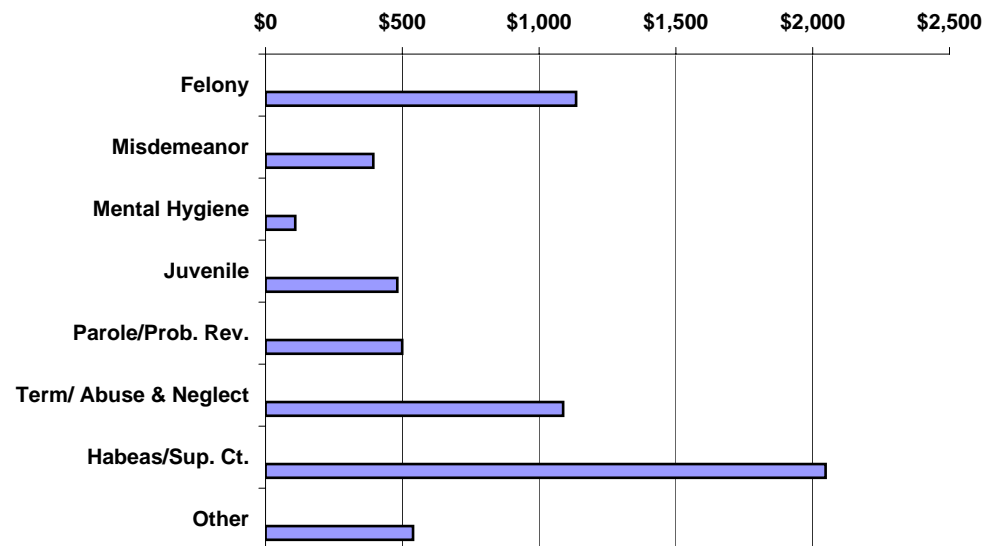
CIRCUIT COUNTY	TOTAL HOURS	FEE AMOUNT IN \$	EXPENSE AMOUNT IN \$	DIRECT EXPENSE AMOUNT IN \$	EXPENSE AMOUNT IN \$	GRAND TOTAL AMOUNT IN \$
23 CIRCUIT						
BERKELEY	6,546.0	335,446.00	18,120.83	65,130.93	83,251.76	418,697.76
JEFFERSON	2,501.5	124,661.50	6,885.70	18,449.40	25,335.10	149,996.60
MORGAN	1,470.3	73,913.50	3,447.21	28,661.16	32,108.37	106,021.87
TOTAL	10,517.8	534,021.00	28,453.74	112,241.49	140,695.23	674,716.23
24 CIRCUIT						
WAYNE	4,758.7	236,809.50	33,277.70	6,230.75	39,508.45	276,317.95
TOTAL	4,758.7	236,809.50	33,277.70	6,230.75	39,508.45	276,317.95
25 CIRCUIT						
BOONE	5,002.6	248,855.00	4,997.24	7,803.18	12,800.42	261,655.42
LINCOLN	4,952.5	241,655.00	9,938.74	20,407.44	30,346.18	272,001.18
TOTAL	9,955.1	490,510.00	14,935.98	28,210.62	43,146.60	533,656.60
26 CIRCUIT						
LEWIS	4,290.9	210,136.50	9,071.56	3,791.26	12,862.82	222,999.32
UPSHUR	5,943.8	290,141.00	7,550.80	7,635.98	15,186.78	305,327.78
TOTAL	10,234.7	500,277.50	16,622.36	11,427.24	28,049.60	528,327.10
27 CIRCUIT						
WYOMING	8,196.5	387,151.50	18,225.56	57,833.09	76,058.65	463,210.15
TOTAL	8,196.5	387,151.50	18,225.56	57,833.09	76,058.65	463,210.15
28 CIRCUIT						
NICHOLAS	2,234.7	109,473.50	2,778.22	0.00	2,778.22	112,251.72
TOTAL	2,234.7	109,473.50	2,778.22	0.00	2,778.22	112,251.72
29 CIRCUIT						
PUTNAM	8,377.3	408,314.50	12,515.24	7,313.57	19,828.81	428,143.31
TOTAL	8,377.3	408,314.50	12,515.24	7,313.57	19,828.81	428,143.31
30 CIRCUIT						
MINGO	3,450.0	168,992.50	12,491.18	1,381.54	13,872.72	182,865.22
TOTAL	3,450.0	168,992.50	12,491.18	1,381.54	13,872.72	182,865.22
31 CIRCUIT						
MONROE	1,111.2	54,818.00	4,031.01	1,568.66	5,599.67	60,417.67
SUMMERS	2,056.4	98,968.00	7,676.81	3,980.40	11,657.21	110,625.21
TOTAL	3,167.6	153,786.00	11,707.82	5,549.06	17,256.88	171,042.88
STATE	271,233.3	13,142,823.47	595,196.75	926,518.50	1,521,715.25	14,664,538.72

Appointed Counsel Average Costs for FY 2004

Felony	\$1,135.19
Misdemeanor	\$393.95
Mental Hygiene	\$108.54
Juvenile	\$481.58
Parole/Prob. Rev.	\$499.59
Term/ Abuse & Neglect	\$1,087.82
Habeas/Sup. Ct.	\$2,047.10
Other	\$539.08

Mandamus/Prohibition, Mag. Ct. Appeal, Extradition, Contempt, Fugitive, Other

Appointed Counsel Average Costs for FY 2004 by Case Type



**WEST VIRGINIA PUBLIC DEFENDER SERVICES
 AVERAGE COST BY CASE TYPE
 FISCAL YEAR 2004**

CIRCUIT	FELONY	MISD	MENTAL HYGIENE	JUVENILE	PAROLE PROBAT REV	TERM ABUSE	HABEAS SUP. CT.	OTHER	CIRCUIT AVERAGE
01 CIRCUIT	1,710.25	458.10	112.66	609.72	571.90	1,125.36	3,386.55	362.18	\$777.34
02 CIRCUIT	1,581.13	346.66	181.39	496.37	467.82	1,353.86	2,256.62	549.92	\$546.09
03 CIRCUIT	1,299.42	625.49	298.69	1,006.11	527.38	1,006.28	1,958.28	435.30	\$869.93
04 CIRCUIT	825.23	498.03	119.81	392.65	459.33	818.12	1,907.58	595.63	\$552.77
05 CIRCUIT	1,325.61	368.01	146.12	629.80	456.94	1,082.20	2,077.49	400.54	\$713.03
06 CIRCUIT	815.52	292.89	56.86	231.34	307.12	984.10	1,296.68	717.37	\$305.99
07 CIRCUIT	922.75	323.47	0.00	631.49	476.16	1,495.25	2,460.56	298.78	\$664.72
08 CIRCUIT	1,766.59	497.83	0.00	814.17	606.50	1,356.11	1,210.75	1,534.20	\$1,100.86
09 CIRCUIT	1,607.80	247.80	108.35	659.31	611.63	1,015.68	1,606.75	238.45	\$896.06
10 CIRCUIT	1,358.80	245.44	80.17	285.89	768.02	918.11	1,203.05	1,110.89	\$697.98
11 CIRCUIT	1,349.19	350.96	112.89	335.10	721.00	1,022.23	4,521.80	4,395.02	\$747.58
12 CIRCUIT	1,151.55	264.76	0.00	936.56	219.12	864.34	2,367.81	765.41	\$772.51
13 CIRCUIT	1,048.16	358.43	93.85	377.12	424.45	946.75	1,710.53	467.06	\$408.05
14 CIRCUIT	1,327.42	376.67	233.46	525.49	539.78	1,340.66	1,808.18	385.14	\$811.38
15 CIRCUIT	1,311.57	529.31	110.09	713.64	538.16	1,553.95	4,205.99	1,711.68	\$1,011.98
16 CIRCUIT	1,023.29	365.65	127.34	687.77	536.58	1,044.02	1,526.77	558.78	\$647.42
17 CIRCUIT	1,220.80	405.14	104.02	921.16	717.51	1,753.63	1,335.98	577.93	\$642.89
18 CIRCUIT	1,002.24	1,059.43	0.00	1,273.02	334.96	1,489.67	3,368.80	684.01	\$1,508.70
19 CIRCUIT	702.96	269.03	173.30	307.78	534.10	656.62	439.17	300.75	\$432.46
20 CIRCUIT	859.28	363.98	100.55	530.34	477.66	1,105.31	451.30	349.78	\$528.95
21 CIRCUIT	970.52	360.25	116.79	311.19	370.24	1,645.53	2,563.90	340.95	\$631.85
22 CIRCUIT	1,282.23	367.40	156.56	705.91	394.42	1,370.47	2,836.75	644.28	\$847.00
23 CIRCUIT	1,383.48	332.23	192.37	390.07	366.94	1,129.20	1,812.15	377.88	\$1,001.06
24 CIRCUIT	1,474.78	453.54	89.94	263.79	476.52	1,051.84	407.98	305.98	\$685.65
25 CIRCUIT	1,555.88	396.94	208.95	452.08	718.94	1,840.40	2,546.55	459.32	\$1,001.23
26 CIRCUIT	874.26	410.45	145.30	604.82	539.32	846.43	2,280.37	273.26	\$475.97
27 CIRCUIT	1,555.87	318.22	196.75	379.28	3,240.00	727.22	10,320.00	1,174.21	\$678.20
28 CIRCUIT	686.71	241.35	155.33	365.17	441.12	879.36	745.80	136.12	\$623.62
29 CIRCUIT	962.87	410.58	207.20	644.67	499.14	1,604.76	3,180.87	898.21	\$647.72
30 CIRCUIT	1,113.34	337.25	123.58	252.70	1,062.43	840.24	1,301.91	433.54	\$695.31
31 CIRCUIT	700.02	231.45	124.76	458.37	334.96	787.11	1,897.74	791.13	\$479.11
STATE AVERAGE	1,135.19	393.95	108.54	481.58	499.59	1,087.82	2,047.10	539.08	\$628.44

**WEST VIRGINIA PUBLIC DEFENDER SERVICES
 AVERAGE COST BY CASE TYPE
 FISCAL YEAR 2004**

CIRCUIT	FELONY	MISD	MENTAL HYGIENE	JUVENILE	PAROLE PROBAT REV	TERM ABUSE	HABEAS SUP. CT.	OTHER	CIRCUIT AVERAGE
01 CIRCUIT									
BROOKE	1,919.75	480.13	255.81	0.00	3,632.04	1,037.45	0.00	0.00	\$844.10
HANCOCK	1,013.93	336.19	261.76	0.00	410.26	1,680.64	3,916.87	329.95	\$870.48
OHIO	2,325.66	488.63	78.86	0.00	331.29	1,063.39	3,342.36	381.51	\$742.98
AVERAGE	1,710.25	458.10	112.66	609.72	571.90	1,125.36	3,386.55	362.18	\$777.34
02 CIRCUIT									
MARSHALL	1,542.37	342.99	145.58	0.00	221.00	1,178.93	2,241.00	648.58	\$431.01
TYLER	1,937.37	397.05	384.17	0.00	557.50	1,337.59	421.10	418.37	\$899.93
WETZEL	1,427.64	307.89	258.30	0.00	520.20	1,767.78	2,873.67	0.00	\$687.91
AVERAGE	1,581.13	346.66	181.39	496.37	467.82	1,353.86	2,256.62	549.92	\$546.09
03 CIRCUIT									
DODDRIDGE	1,660.87	734.14	319.02	0.00	460.91	1,607.01	1,299.04	334.44	\$1,080.16
PLEASANTS	1,206.87	666.63	281.20	0.00	276.22	859.17	452.90	270.50	\$740.88
RITCHIE	1,098.94	520.07	303.25	0.00	739.14	803.35	3,339.07	614.86	\$811.53
AVERAGE	1,299.42	625.49	298.69	1,006.11	527.38	1,006.28	1,958.28	435.30	\$869.93
04 CIRCUIT									
WIRT	841.69	440.07	213.17	0.00	396.73	1,172.58	3,361.12	59.57	\$752.01
WOOD	823.72	499.08	119.03	0.00	461.79	799.00	1,822.08	604.41	\$545.13
AVERAGE	825.23	498.03	119.81	392.65	459.33	818.12	1,907.58	595.63	\$552.77
05 CIRCUIT									
CALHOUN	882.65	285.62	248.09	0.00	183.50	773.01	1,760.22	78.00	\$588.51
JACKSON	1,587.36	427.20	142.30	0.00	366.04	1,061.84	1,932.56	234.58	\$993.57
MASON	1,077.91	365.46	142.28	0.00	487.33	1,061.52	3,219.18	330.59	\$551.67
ROANE	2,370.78	336.85	117.13	0.00	507.17	1,227.17	1,705.50	1,829.19	\$1,164.78
AVERAGE	1,325.61	368.01	146.12	629.80	456.94	1,082.20	2,077.49	400.54	\$713.03
06 CIRCUIT									
CABELL	815.52	292.89	56.86	231.34	307.12	984.10	1,296.68	717.37	\$305.99
AVERAGE	815.52	292.89	56.86	231.34	307.12	984.10	1,296.68	717.37	\$305.99
07 CIRCUIT									
LOGAN	922.75	323.47	0.00	0.00	476.16	1,495.25	2,460.56	298.78	\$664.72
AVERAGE	922.75	323.47	0.00	631.49	476.16	1,495.25	2,460.56	298.78	\$664.72

**WEST VIRGINIA PUBLIC DEFENDER SERVICES
 AVERAGE COST BY CASE TYPE
 FISCAL YEAR 2004**

CIRCUIT	FELONY	MISD	MENTAL HYGIENE	JUVENILE	PAROLE PROBAT REV	TERM ABUSE	HABEAS SUP. CT.	OTHER	CIRCUIT AVERAGE
08 CIRCUIT									
MCDOWELL	1,766.59	497.83	0.00	814.17	606.50	1,356.11	1,210.75	1,534.20	\$1,100.86
AVERAGE	1,766.59	497.83	0.00	814.17	606.50	1,356.11	1,210.75	1,534.20	\$1,100.86
09 CIRCUIT									
MERCER	1,607.80	247.80	108.35	0.00	611.63	1,015.68	1,606.75	238.45	\$896.06
AVERAGE	1,607.80	247.80	108.35	659.31	611.63	1,015.68	1,606.75	238.45	\$896.06
10 CIRCUIT									
RALEIGH	1,358.80	245.44	80.17	0.00	768.02	918.11	1,203.05	1,110.89	\$697.98
AVERAGE	1,358.80	245.44	80.17	285.89	768.02	918.11	1,203.05	1,110.89	\$697.98
11 CIRCUIT									
GREENBRIER	1,064.78	263.33	91.96	0.00	721.00	957.13	4,521.80	505.00	\$613.27
POCAHONTAS	1,918.00	450.53	207.04	0.00	0.00	1,256.60	0.00	8,285.03	\$1,074.02
AVERAGE	1,349.19	350.96	112.89	335.10	721.00	1,022.23	4,521.80	4,395.02	\$747.58
12 CIRCUIT									
FAYETTE	1,151.55	264.76	0.00	0.00	219.12	864.34	2,367.81	765.41	\$772.51
AVERAGE	1,151.55	264.76	0.00	936.56	219.12	864.34	2,367.81	765.41	\$772.51
13 CIRCUIT									
KANAWHA	1,048.16	358.43	93.85	377.12	424.45	946.75	1,710.53	467.06	\$408.05
AVERAGE	1,048.16	358.43	93.85	377.12	424.45	946.75	1,710.53	467.06	\$408.05
14 CIRCUIT									
BRAXTON	1,373.99	448.53	189.23	0.00	520.30	1,523.95	2,168.73	353.02	\$846.44
CLAY	1,462.53	400.92	211.17	0.00	393.92	1,173.40	0.00	417.42	\$703.24
GILMER	1,059.19	282.05	105.50	0.00	0.00	1,565.56	2,743.37	548.80	\$727.67
WEBSTER	1,321.34	322.85	1,238.94	0.00	625.70	1,301.55	512.43	155.37	\$885.37
AVERAGE	1,327.42	376.67	233.46	525.49	539.78	1,340.66	1,808.18	385.14	\$811.38
15 CIRCUIT									
HARRISON	1,311.57	529.31	110.09	0.00	538.16	1,553.95	4,205.99	1,711.68	\$1,011.98
AVERAGE	1,311.57	529.31	110.09	713.64	538.16	1,553.95	4,205.99	1,711.68	\$1,011.98
16 CIRCUIT									
MARION	1,023.29	365.65	127.34	0.00	536.58	1,044.02	1,526.77	558.78	\$647.42
AVERAGE	1,023.29	365.65	127.34	687.77	536.58	1,044.02	1,526.77	558.78	\$647.42

**WEST VIRGINIA PUBLIC DEFENDER SERVICES
 AVERAGE COST BY CASE TYPE
 FISCAL YEAR 2004**

CIRCUIT	FELONY	MISD	MENTAL HYGIENE	JUVENILE	PAROLE PROBAT REV	TERM ABUSE	HABEAS SUP. CT.	OTHER	CIRCUIT AVERAGE
17 CIRCUIT									
MONONGALIA	1,220.80	405.14	104.02	0.00	717.51	1,753.63	1,335.98	577.93	\$642.89
AVERAGE	1,220.80	405.14	104.02	921.16	717.51	1,753.63	1,335.98	577.93	\$642.89
18 CIRCUIT									
PRESTON	1,002.24	1,059.43	0.00	0.00	334.96	1,489.67	3,368.80	684.01	\$1,508.70
AVERAGE	1,002.24	1,059.43	0.00	1,273.02	334.96	1,489.67	3,368.80	684.01	\$1,508.70
19 CIRCUIT									
BARBOUR	820.26	260.97	150.43	0.00	377.25	649.70	0.00	314.57	\$449.61
TAYLOR	613.93	275.89	181.25	0.00	562.61	661.13	439.17	291.19	\$420.89
AVERAGE	702.96	269.03	173.30	307.78	534.10	656.62	439.17	300.75	\$432.46
20 CIRCUIT									
RANDOLPH	859.28	363.98	100.55	530.34	477.66	1,105.31	451.30	349.78	\$528.95
AVERAGE	859.28	363.98	100.55	530.34	477.66	1,105.31	451.30	349.78	\$528.95
21 CIRCUIT									
GRANT	1,212.90	492.40	121.48	0.00	466.12	1,138.72	0.00	485.18	\$745.46
MINERAL	909.25	348.31	94.84	295.48	335.38	1,807.08	2,167.02	254.42	\$595.20
TUCKER	717.71	315.09	240.03	0.00	0.00	1,554.83	3,556.11	0.00	\$824.51
AVERAGE	970.52	360.25	116.79	311.19	370.24	1,645.53	2,563.90	340.95	\$631.85
22 CIRCUIT									
HAMPSHIRE	1,222.70	377.05	129.19	0.00	439.85	1,090.60	2,501.73	564.74	\$783.45
HARDY	1,088.10	332.28	178.25	0.00	311.61	1,864.21	1,667.96	730.73	\$771.22
PENDLETON	1,937.95	498.14	202.00	0.00	576.05	1,932.48	3,588.66	620.11	\$1,339.84
AVERAGE	1,282.23	367.40	156.56	705.91	394.42	1,370.47	2,836.75	644.28	\$847.00
23 CIRCUIT									
BERKELEY	1,548.95	353.07	181.90	0.00	125.24	1,066.42	1,638.76	133.81	\$1,065.39
JEFFERSON	994.76	312.02	213.30	0.00	427.18	971.02	2,018.75	472.95	\$724.62
MORGAN	1,538.74	341.30	0.00	0.00	337.20	1,876.68	2,302.72	390.64	\$1,432.73
AVERAGE	1,383.48	332.23	192.37	390.07	366.94	1,129.20	1,812.15	377.88	\$1,001.06
24 CIRCUIT									
WAYNE	1,474.78	453.54	89.94	0.00	476.52	1,051.84	407.98	305.98	\$685.65
AVERAGE	1,474.78	453.54	89.94	263.79	476.52	1,051.84	407.98	305.98	\$685.65

**WEST VIRGINIA PUBLIC DEFENDER SERVICES
 AVERAGE COST BY CASE TYPE
 FISCAL YEAR 2004**

CIRCUIT	FELONY	MISD	MENTAL HYGIENE	JUVENILE	PAROLE PROBAT REV	TERM ABUSE	HABEAS SUP. CT.	OTHER	CIRCUIT AVERAGE
25 CIRCUIT									
BOONE	1,151.67	358.35	644.00	0.00	872.12	2,188.32	1,502.72	294.96	\$1,014.17
LINCOLN	1,753.69	466.70	199.70	0.00	565.76	1,202.56	3,590.38	555.20	\$989.10
AVERAGE	1,555.88	396.94	208.95	452.08	718.94	1,840.40	2,546.55	459.32	\$1,001.23
26 CIRCUIT									
LEWIS	1,086.06	437.79	148.70	0.00	682.32	718.30	1,654.53	266.88	\$368.59
UPSHUR	755.28	396.00	124.34	0.00	507.54	939.93	2,530.70	278.48	\$604.61
AVERAGE	874.26	410.45	145.30	604.82	539.32	846.43	2,280.37	273.26	\$475.97
27 CIRCUIT									
WYOMING	1,555.87	318.22	196.75	379.28	3,240.00	727.22	10,320.00	1,174.21	\$678.20
AVERAGE	1,555.87	318.22	196.75	379.28	3,240.00	727.22	10,320.00	1,174.21	\$678.20
28 CIRCUIT									
NICHOLAS	686.71	241.35	155.33	0.00	441.12	879.36	745.80	136.12	\$623.62
AVERAGE	686.71	241.35	155.33	365.17	441.12	879.36	745.80	136.12	\$623.62
29 CIRCUIT									
PUTNAM	962.87	410.58	207.20	644.67	499.14	1,604.76	3,180.87	898.21	\$647.72
AVERAGE	962.87	410.58	207.20	644.67	499.14	1,604.76	3,180.87	898.21	\$647.72
30 CIRCUIT									
MINGO	1,113.34	337.25	123.58	0.00	1,062.43	840.24	1,301.91	433.54	\$695.31
AVERAGE	1,113.34	337.25	123.58	252.70	1,062.43	840.24	1,301.91	433.54	\$695.31
31 CIRCUIT									
MONROE	496.68	238.55	127.76	288.94	250.95	777.75	1,897.74	2,670.64	\$353.32
SUMMERS	815.84	219.37	118.24	0.00	366.46	790.23	0.00	415.23	\$594.76
AVERAGE	700.02	231.45	124.76	458.37	334.96	787.11	1,897.74	791.13	\$479.11
STATE AVERAGE	1,135.19	393.95	108.54	481.58	499.59	1,087.82	2,047.10	539.08	\$628.44

**APPOINTED COUNSEL HOURS PAID
BY CASE TYPE**

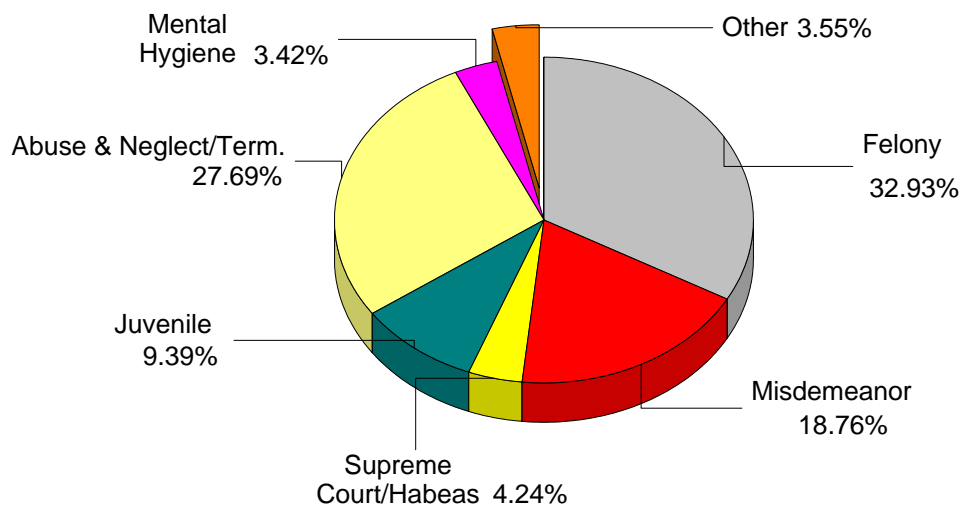
APPOINTED COUNSEL HOURS PAID IN FY 2004

Felony	89,317.3
Misdemeanor	50,891.2
Supreme Court/Habeas	11,502.4
Juvenile	25,481.4
Abuse & Neglect/Term.	75,117.2
Mental Hygiene	9,282.9
Other	9,640.8

Parole/Probation Rev., Mag. Ct. Appeal, Mandamus/Prohibition, Extradition, Contempt, Fugitive, Other
--

TOTAL HOURS PAID	271,233.3
-------------------------	------------------

APPOINTED COUNSEL HOURS PAID IN FY 2004 BY CASE TYPE



**WEST VIRGINIA PUBLIC DEFENDER SERVICES
 APPOINTED COUNSEL HOURS PAID BY CASE TYPE
 FISCAL YEAR 2004**

CIRCUIT	FELONY	MISD	MENTAL HYGIENE	JUVENILE	PAROLE PROBAT REV	TERM ABUSE	HABEAS SUP. CT.	OTHER	TOTAL HOURS
01 CIRCUIT	4,455.9	1,615.9	634.2	943.2	186.1	5,483.4	826.3	61.3	14,206.3
02 CIRCUIT	723.5	316.2	628.0	408.9	46.5	1,415.1	242.3	78.8	3,859.3
03 CIRCUIT	2,420.4	1,921.4	160.0	672.2	70.4	981.8	292.4	106.5	6,625.1
04 CIRCUIT	7,856.6	13,055.3	793.8	1,918.8	489.7	3,730.5	1,036.4	779.5	29,660.6
05 CIRCUIT	5,094.9	2,120.4	443.8	700.2	219.5	2,804.5	609.8	252.5	12,245.6
06 CIRCUIT	3,125.0	715.7	1,127.2	1,097.0	74.9	3,296.5	631.7	268.2	10,336.2
07 CIRCUIT	2,105.5	2,000.3	0.0	1,301.8	218.8	2,416.5	466.5	56.6	8,566.0
08 CIRCUIT	1,488.0	565.6	0.0	428.0	11.7	1,239.2	180.1	60.4	3,973.0
09 CIRCUIT	3,743.1	654.2	78.8	301.8	195.5	3,387.7	370.8	33.3	8,765.2
10 CIRCUIT	2,908.4	457.0	134.8	330.2	46.8	3,263.0	101.5	111.4	7,353.1
11 CIRCUIT	1,768.7	341.5	127.9	103.0	30.8	939.0	50.2	142.8	3,503.9
12 CIRCUIT	774.0	234.2	0.0	191.5	8.7	558.2	187.3	44.5	1,998.4
13 CIRCUIT	5,486.8	2,933.6	1,617.9	1,282.3	179.3	3,668.8	569.2	182.0	15,919.8
14 CIRCUIT	4,400.6	2,013.3	106.8	737.1	133.6	3,218.1	152.2	202.6	10,964.3
15 CIRCUIT	1,938.1	993.7	50.8	725.1	66.7	1,295.5	524.9	126.8	5,721.5
16 CIRCUIT	5,194.5	2,824.4	490.1	2,872.5	640.2	4,813.7	813.0	515.6	18,164.0
17 CIRCUIT	4,085.0	3,239.0	489.1	1,326.5	248.8	2,787.2	138.3	552.4	12,866.2
18 CIRCUIT	336.0	182.0	0.0	270.9	13.5	1,774.1	564.3	25.1	3,165.9
19 CIRCUIT	2,087.8	1,462.8	106.3	1,238.7	145.5	2,263.3	27.8	143.3	7,475.5
20 CIRCUIT	2,069.3	1,691.8	118.6	1,118.3	108.2	1,115.8	22.9	89.2	6,334.1
21 CIRCUIT	2,653.1	1,515.9	64.8	1,245.4	227.0	2,272.2	377.7	55.1	8,411.2
22 CIRCUIT	3,693.8	1,755.7	46.3	739.8	235.8	2,879.8	668.6	205.8	10,225.6
23 CIRCUIT	2,984.8	532.4	10.1	499.5	98.8	5,531.7	813.7	46.8	10,517.8
24 CIRCUIT	1,854.4	530.3	124.6	391.1	73.0	1,693.0	60.8	31.5	4,758.7
25 CIRCUIT	3,846.0	570.4	187.5	1,171.1	176.6	3,619.6	214.3	169.6	9,955.1
26 CIRCUIT	2,411.8	1,303.4	1,242.7	1,278.7	467.7	3,124.3	303.2	102.9	10,234.7
27 CIRCUIT	4,312.6	2,162.3	7.5	326.1	72.0	1,042.4	224.8	48.8	8,196.5
28 CIRCUIT	572.3	168.1	17.4	89.5	44.2	1,305.9	32.0	5.3	2,234.7
29 CIRCUIT	2,284.2	2,139.1	370.4	1,361.9	99.1	1,198.4	675.6	248.6	8,377.3
30 CIRCUIT	1,062.7	316.7	63.2	89.5	41.1	1,528.2	282.4	66.2	3,450.0
31 CIRCUIT	1,579.6	558.6	40.3	320.9	69.3	469.8	41.5	87.6	3,167.6
STATE TOTAL	89,317.3	50,891.2	9,282.9	25,481.4	4,739.8	75,117.2	11,502.4	4,901.0	271,233.3

**WEST VIRGINIA PUBLIC DEFENDER SERVICES
 APPOINTED COUNSEL HOURS PAID BY CASE TYPE
 FISCAL YEAR 2004**

CIRCUIT COUNTY	FELONY	MISD	MENTAL HYGIEN	JUVENILE	PAROLE PROBAT REV	TERM ABUSE	HABEAS SUP. CT.	OTHER	TOTAL HOURS
01 CIRCUIT									
BROOKE	573.4	250.5	175.9	172.0	67.3	638.1	0.0	0.0	1,877.2
HANCOCK	1,210.0	215.8	95.7	137.1	79.9	898.9	78.4	20.3	2,736.1
OHIO	2,672.5	1,149.6	362.6	634.1	38.9	3,946.4	747.9	41.0	9,593.0
TOTAL	4,455.9	1,615.9	634.2	943.2	186.1	5,483.4	826.3	61.3	14,206.3
02 CIRCUIT									
MARSHALL	402.8	259.0	362.9	222.6	4.6	622.9	49.8	53.2	1,977.8
TYLER	152.3	38.2	13.7	27.8	11.5	379.3	8.6	25.6	657.0
WETZEL	168.4	19.0	251.4	158.5	30.4	412.9	183.9	0.0	1,224.5
TOTAL	723.5	316.2	628.0	408.9	46.5	1,415.1	242.3	78.8	3,859.3
03 CIRCUIT									
DODDRIDGE	974.2	615.7	41.9	204.4	16.7	382.2	75.7	28.3	2,339.1
PLEASANTS	514.4	697.5	58.2	91.0	11.2	148.8	8.1	17.5	1,546.7
RITCHIE	931.8	608.2	59.9	376.8	42.5	450.8	208.6	60.7	2,739.3
TOTAL	2,420.4	1,921.4	160.0	672.2	70.4	981.8	292.4	106.5	6,625.1
04 CIRCUIT									
WIRT	716.5	209.7	11.9	144.7	15.3	288.6	138.7	1.3	1,526.7
WOOD	7,140.1	12,845.6	781.9	1,774.1	474.4	3,441.9	897.7	778.2	28,133.9
TOTAL	7,856.6	13,055.3	793.8	1,918.8	489.7	3,730.5	1,036.4	779.5	29,660.6
05 CIRCUIT									
CALHOUN	43.0	15.9	37.1	21.2	3.5	227.5	38.7	1.6	388.5
JACKSON	1,060.6	200.5	49.4	78.6	26.4	1,106.2	395.1	26.1	2,942.9
MASON	2,879.4	1,766.6	336.6	463.9	159.5	475.0	139.3	146.7	6,367.0
ROANE	1,111.9	137.4	20.7	136.5	30.1	995.8	36.7	78.1	2,547.2
TOTAL	5,094.9	2,120.4	443.8	700.2	219.5	2,804.5	609.8	252.5	12,245.6
06 CIRCUIT									
CABELL	3,125.0	715.7	1,127.2	1,097.0	74.9	3,296.5	631.7	268.2	10,336.2
TOTAL	3,125.0	715.7	1,127.2	1,097.0	74.9	3,296.5	631.7	268.2	10,336.2
07 CIRCUIT									
LOGAN	2,105.5	2,000.3	0.0	1,301.8	218.8	2,416.5	466.5	56.6	8,566.0
TOTAL	2,105.5	2,000.3	0.0	1,301.8	218.8	2,416.5	466.5	56.6	8,566.0
08 CIRCUIT									
MCDOWELL	1,488.0	565.6	0.0	428.0	11.7	1,239.2	180.1	60.4	3,973.0
TOTAL	1,488.0	565.6	0.0	428.0	11.7	1,239.2	180.1	60.4	3,973.0
09 CIRCUIT									
MERCER	3,743.1	654.2	78.8	301.8	195.5	3,387.7	370.8	33.3	8,765.2
TOTAL	3,743.1	654.2	78.8	301.8	195.5	3,387.7	370.8	33.3	8,765.2
10 CIRCUIT									
RALEIGH	2,908.4	457.0	134.8	330.2	46.8	3,263.0	101.5	111.4	7,353.1
TOTAL	2,908.4	457.0	134.8	330.2	46.8	3,263.0	101.5	111.4	7,353.1

**WEST VIRGINIA PUBLIC DEFENDER SERVICES
 APPOINTED COUNSEL HOURS PAID BY CASE TYPE
 FISCAL YEAR 2004**

CIRCUIT COUNTY	FELONY	MISD	MENTAL HYGIEN	JUVENILE	PAROLE PROBATION REV	TERM ABUSE	HABEAS SUP. CT.	OTHER	TOTAL HOURS
11 CIRCUIT									
GREENBRIER	937.0	134.0	83.0	68.2	30.8	685.4	50.2	11.0	1,999.6
POCAHONTAS	831.7	207.5	44.9	34.8	0.0	253.6	0.0	131.8	1,504.3
TOTAL	1,768.7	341.5	127.9	103.0	30.8	939.0	50.2	142.8	3,503.9
12 CIRCUIT									
FAYETTE	774.0	234.2	0.0	191.5	8.7	558.2	187.3	44.5	1,998.4
TOTAL	774.0	234.2	0.0	191.5	8.7	558.2	187.3	44.5	1,998.4
13 CIRCUIT									
KANAWHA	5,486.8	2,933.6	1,617.9	1,282.3	179.3	3,668.8	569.2	182.0	15,919.8
TOTAL	5,486.8	2,933.6	1,617.9	1,282.3	179.3	3,668.8	569.2	182.0	15,919.8
14 CIRCUIT									
BRAXTON	1,366.7	757.9	23.2	256.6	41.5	653.5	86.8	66.8	3,253.0
CLAY	819.8	529.2	55.6	77.3	21.6	691.7	0.0	60.9	2,256.1
GILMER	453.3	214.4	6.1	91.4	0.0	405.9	43.3	63.6	1,278.0
WEBSTER	1,760.8	511.8	21.9	311.8	70.5	1,467.0	22.1	11.3	4,177.2
TOTAL	4,400.6	2,013.3	106.8	737.1	133.6	3,218.1	152.2	202.6	10,964.3
15 CIRCUIT									
HARRISON	1,938.1	993.7	50.8	725.1	66.7	1,295.5	524.9	126.8	5,721.5
TOTAL	1,938.1	993.7	50.8	725.1	66.7	1,295.5	524.9	126.8	5,721.5
16 CIRCUIT									
MARION	5,194.5	2,824.4	490.1	2,872.5	640.2	4,813.7	813.0	515.6	18,164.0
TOTAL	5,194.5	2,824.4	490.1	2,872.5	640.2	4,813.7	813.0	515.6	18,164.0
17 CIRCUIT									
MONONGALIA ^A	4,085.0	3,239.0	489.1	1,326.5	248.8	2,787.2	138.3	552.4	12,866.2
TOTAL	4,085.0	3,239.0	489.1	1,326.5	248.8	2,787.2	138.3	552.4	12,866.2
18 CIRCUIT									
PRESTON	336.0	182.0	0.0	270.9	13.5	1,774.1	564.3	25.1	3,165.9
TOTAL	336.0	182.0	0.0	270.9	13.5	1,774.1	564.3	25.1	3,165.9
19 CIRCUIT									
BARBOUR	1,088.5	650.3	24.1	439.8	16.1	879.7	0.0	61.4	3,159.9
TAYLOR	999.3	812.5	82.2	798.9	129.4	1,383.6	27.8	81.9	4,315.6
TOTAL	2,087.8	1,462.8	106.3	1,238.7	145.5	2,263.3	27.8	143.3	7,475.5
20 CIRCUIT									
RANDOLPH	2,069.3	1,691.8	118.6	1,118.3	108.2	1,115.8	22.9	89.2	6,334.1
TOTAL	2,069.3	1,691.8	118.6	1,118.3	108.2	1,115.8	22.9	89.2	6,334.1
21 CIRCUIT									
GRANT	881.7	198.7	30.4	221.2	73.6	360.7	0.0	28.9	1,795.2
MINERAL	1,648.8	1,249.5	25.7	1,023.2	153.4	1,801.8	229.2	26.2	6,157.8
TUCKER	122.6	67.7	8.7	1.0	0.0	109.7	148.5	0.0	458.2
TOTAL	2,653.1	1,515.9	64.8	1,245.4	227.0	2,272.2	377.7	55.1	8,411.2

**WEST VIRGINIA PUBLIC DEFENDER SERVICES
 APPOINTED COUNSEL HOURS PAID BY CASE TYPE
 FISCAL YEAR 2004**

CIRCUIT COUNTY	FELONY	MISD	MENTAL HYGIEN	JUVENILE	PAROLE PROBAT REV	TERM ABUSE	HABEAS SUP. CT.	OTHER	TOTAL HOURS
22 CIRCUIT									
HAMPSHIRE	1,788.1	957.2	17.9	262.1	61.9	1,469.9	157.9	79.4	4,794.4
HARDY	1,054.1	635.0	24.8	321.2	105.9	1,090.9	105.0	101.0	3,437.9
PENDLETON	851.6	163.5	3.6	156.5	68.0	319.0	405.7	25.4	1,993.3
TOTAL	3,693.8	1,755.7	46.3	739.8	235.8	2,879.8	668.6	205.8	10,225.6
23 CIRCUIT									
BERKELEY	1,852.1	260.6	6.2	262.3	4.7	3,714.7	440.4	5.0	6,546.0
JEFFERSON	766.9	247.0	3.9	197.1	69.6	902.4	280.5	34.1	2,501.5
MORGAN	365.8	24.8	0.0	40.1	24.5	914.6	92.8	7.7	1,470.3
TOTAL	2,984.8	532.4	10.1	499.5	98.8	5,531.7	813.7	46.8	10,517.8
24 CIRCUIT									
WAYNE	1,854.4	530.3	124.6	391.1	73.0	1,693.0	60.8	31.5	4,758.7
TOTAL	1,854.4	530.3	124.6	391.1	73.0	1,693.0	60.8	31.5	4,758.7
25 CIRCUIT									
BOONE	963.2	337.3	13.2	701.6	100.7	2,783.6	62.3	40.7	5,002.6
LINCOLN	2,882.8	233.1	174.3	469.5	75.9	836.0	152.0	128.9	4,952.5
TOTAL	3,846.0	570.4	187.5	1,171.1	176.6	3,619.6	214.3	169.6	9,955.1
26 CIRCUIT									
LEWIS	1,080.9	487.8	1,109.5	316.2	102.1	1,102.0	49.0	43.4	4,290.9
UPSHUR	1,330.9	815.6	133.2	962.5	365.6	2,022.3	254.2	59.5	5,943.8
TOTAL	2,411.8	1,303.4	1,242.7	1,278.7	467.7	3,124.3	303.2	102.9	10,234.7
27 CIRCUIT									
WYOMING	4,312.6	2,162.3	7.5	326.1	72.0	1,042.4	224.8	48.8	8,196.5
TOTAL	4,312.6	2,162.3	7.5	326.1	72.0	1,042.4	224.8	48.8	8,196.5
28 CIRCUIT									
NICHOLAS	572.3	168.1	17.4	89.5	44.2	1,305.9	32.0	5.3	2,234.7
TOTAL	572.3	168.1	17.4	89.5	44.2	1,305.9	32.0	5.3	2,234.7
29 CIRCUIT									
PUTNAM	2,284.2	2,139.1	370.4	1,361.9	99.1	1,198.4	675.6	248.6	8,377.3
TOTAL	2,284.2	2,139.1	370.4	1,361.9	99.1	1,198.4	675.6	248.6	8,377.3
30 CIRCUIT									
MINGO	1,062.7	316.7	63.2	89.5	41.1	1,528.2	282.4	66.2	3,450.0
TOTAL	1,062.7	316.7	63.2	89.5	41.1	1,528.2	282.4	66.2	3,450.0
31 CIRCUIT									
MONROE	412.4	353.0	27.7	103.8	14.2	112.2	41.5	46.4	1,111.2
SUMMERS	1,167.2	205.6	12.6	217.1	55.1	357.6	0.0	41.2	2,056.4
TOTAL	1,579.6	558.6	40.3	320.9	69.3	469.8	41.5	87.6	3,167.6
STATE TOTAL	89,317.3	50,891.2	9,282.9	25,481.4	4,739.8	75,117.2	11,502.4	4,901.0	271,233.3

**APPOINTED COUNSEL FEES PAID
BY CASE TYPE**

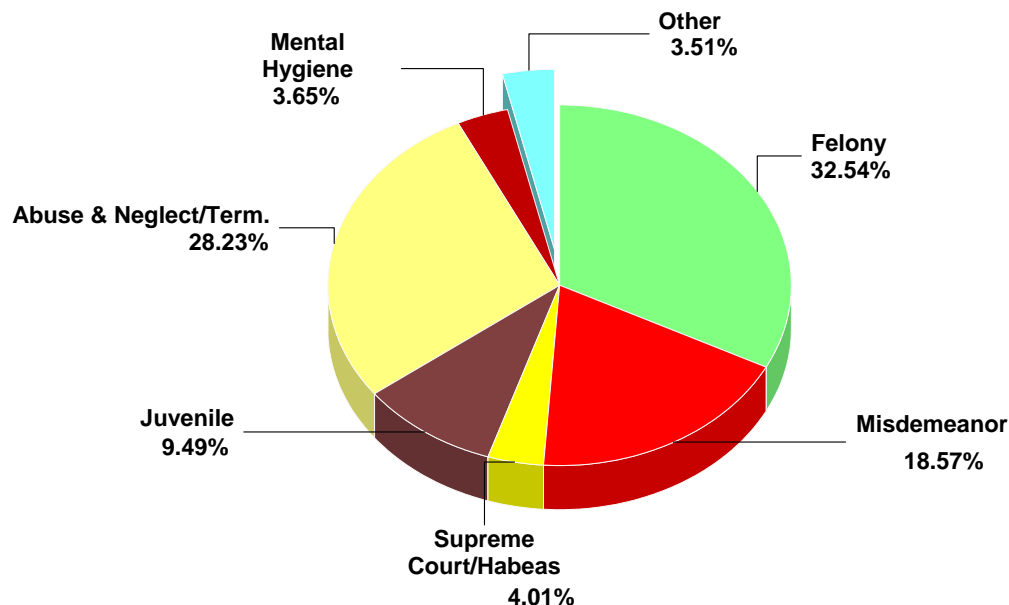
APPOINTED COUNSEL FEES PAID IN FY 2004

Felony	\$4,276,161.95
Misdemeanor	\$2,441,125.29
Supreme Court/Habeas	\$526,695.00
Juvenile	\$1,247,378.00
Abuse & Neglect/Term.	\$3,709,902.00
Mental Hygiene	\$479,886.00
Other	\$461,675.23

Parole/Probation Rev., Mag. Ct. Appeal, Mandamus/Prohibition, Extradition, Contempt, Fugitive, Other
--

TOTAL FEES PAID	\$13,142,823.47
------------------------	------------------------

APPOINTED COUNSEL FEES PAID IN FY 2004 BY CASE TYPE



**WEST VIRGINIA PUBLIC DEFENDER SERVICES
 APPOINTED COUNSEL FEES PAID BY CASE TYPE
 FISCAL YEAR 2004**

CIRCUIT	FELONY	MISD	MENTAL HYGIENE	JUVENILE	PAROLE PROBAT REV	TERM ABUSE	HABEAS SUP. CT.	OTHER	TOTAL FEE
01 CIRCUIT	\$212,333.50	\$76,691.50	\$31,477.00	\$45,936.00	\$9,180.50	\$261,025.00	\$37,503.50	\$2,864.50	\$677,011.50
02 CIRCUIT	\$34,781.50	\$15,373.00	\$31,118.00	\$20,580.50	\$2,298.50	\$69,525.50	\$10,955.50	\$3,708.00	\$188,340.50
03 CIRCUIT	\$113,550.00	\$91,153.00	\$8,436.00	\$32,499.00	\$3,378.00	\$47,139.00	\$13,290.00	\$4,998.50	\$314,443.50
04 CIRCUIT	\$372,089.00	\$617,914.50	\$41,619.00	\$93,226.00	\$23,422.50	\$179,364.50	\$48,044.00	\$36,357.50	\$1,412,037.00
05 CIRCUIT	\$248,522.50	\$102,054.00	\$22,469.00	\$35,423.00	\$10,575.50	\$140,952.50	\$28,127.00	\$12,060.50	\$600,184.00
06 CIRCUIT	\$154,071.00	\$36,090.50	\$57,310.00	\$56,103.00	\$3,654.50	\$173,269.00	\$29,146.50	\$13,307.00	\$522,951.50
07 CIRCUIT	\$100,857.50	\$96,257.50	\$0.00	\$62,915.00	\$10,534.00	\$118,044.50	\$21,356.50	\$2,699.00	\$412,664.00
08 CIRCUIT	\$71,852.00	\$27,198.00	\$0.00	\$21,950.00	\$606.50	\$61,992.00	\$8,228.50	\$3,036.00	\$194,863.00
09 CIRCUIT	\$184,255.50	\$33,821.00	\$4,860.00	\$15,205.00	\$9,425.50	\$174,928.50	\$17,108.00	\$1,602.50	\$441,206.00
10 CIRCUIT	\$137,752.00	\$22,691.00	\$6,666.00	\$16,197.00	\$2,266.00	\$161,095.00	\$4,653.50	\$5,511.00	\$356,831.50
11 CIRCUIT	\$83,359.50	\$16,173.50	\$7,421.50	\$5,223.00	\$1,442.00	\$45,807.00	\$2,259.00	\$6,686.00	\$168,371.50
12 CIRCUIT	\$36,280.00	\$11,377.00	\$0.00	\$9,053.50	\$421.50	\$26,735.00	\$8,514.50	\$2,220.50	\$94,602.00
13 CIRCUIT	\$264,181.50	\$145,120.50	\$87,559.00	\$63,673.00	\$8,736.50	\$182,450.00	\$26,237.50	\$8,726.00	\$786,684.00
14 CIRCUIT	\$209,830.00	\$95,216.50	\$5,382.00	\$35,889.50	\$6,360.00	\$156,830.50	\$6,923.00	\$9,877.00	\$526,308.50
15 CIRCUIT	\$91,444.00	\$46,228.50	\$2,560.00	\$34,268.50	\$3,159.50	\$61,286.00	\$23,998.50	\$6,036.00	\$268,981.00
16 CIRCUIT	\$243,166.00	\$133,704.00	\$26,978.50	\$135,596.50	\$29,941.00	\$230,000.50	\$37,343.00	\$24,204.00	\$860,933.50
17 CIRCUIT	\$193,710.45	\$153,527.79	\$25,473.50	\$64,108.50	\$11,722.00	\$136,498.00	\$6,229.50	\$26,179.23	\$617,448.97
18 CIRCUIT	\$15,950.00	\$8,786.00	\$0.00	\$12,790.50	\$625.50	\$85,390.50	\$25,685.50	\$1,157.50	\$150,385.50
19 CIRCUIT	\$98,695.00	\$69,180.00	\$5,259.50	\$58,087.50	\$6,877.50	\$105,466.50	\$1,259.00	\$6,616.50	\$351,441.50
20 CIRCUIT	\$100,170.50	\$80,839.00	\$6,737.00	\$54,611.50	\$5,163.00	\$54,709.00	\$1,030.50	\$4,158.00	\$307,418.50
21 CIRCUIT	\$125,711.50	\$73,469.50	\$3,358.00	\$59,709.00	\$10,961.00	\$109,603.00	\$17,368.50	\$2,683.50	\$402,864.00
22 CIRCUIT	\$179,313.00	\$85,510.50	\$2,661.50	\$36,643.00	\$11,445.00	\$141,515.00	\$30,357.00	\$10,071.00	\$497,516.00
23 CIRCUIT	\$146,696.00	\$26,646.00	\$558.50	\$25,579.50	\$4,922.00	\$289,684.50	\$37,498.50	\$2,436.00	\$534,021.00
24 CIRCUIT	\$90,096.00	\$26,059.50	\$6,169.00	\$19,685.50	\$3,579.00	\$86,949.00	\$2,736.00	\$1,535.50	\$236,809.50
25 CIRCUIT	\$186,342.50	\$28,174.00	\$9,549.50	\$58,645.50	\$8,687.00	\$180,970.00	\$9,751.50	\$8,390.00	\$490,510.00
26 CIRCUIT	\$114,569.00	\$62,837.00	\$60,991.50	\$65,567.50	\$22,916.50	\$154,487.50	\$13,946.00	\$4,962.50	\$500,277.50
27 CIRCUIT	\$201,206.00	\$102,849.50	\$393.50	\$16,008.50	\$3,240.00	\$50,882.00	\$10,320.00	\$2,252.00	\$387,151.50
28 CIRCUIT	\$28,021.50	\$8,354.50	\$929.00	\$4,563.50	\$2,193.00	\$63,713.50	\$1,450.00	\$248.50	\$109,473.50
29 CIRCUIT	\$109,991.00	\$105,047.50	\$18,442.00	\$67,387.50	\$4,835.50	\$60,132.00	\$30,550.00	\$11,929.00	\$408,314.50
30 CIRCUIT	\$51,516.00	\$15,727.50	\$3,176.00	\$4,503.50	\$2,001.50	\$76,010.00	\$12,957.00	\$3,101.00	\$168,992.50
31 CIRCUIT	\$75,848.00	\$27,053.00	\$2,331.50	\$15,748.50	\$3,338.50	\$23,447.00	\$1,867.50	\$4,152.00	\$153,786.00
STATE TOTAL	\$4,276,161.95	\$2,441,125.29	\$479,886.00	\$1,247,378.00	\$227,909.00	\$3,709,902.00	\$526,695.00	\$233,766.23	\$13,142,823.47

**WEST VIRGINIA PUBLIC DEFENDER SERVICES
 APPOINTED COUNSEL FEES PAID BY CASE TYPE
 FISCAL YEAR 2004**

CIRCUIT	FELONY	MISD	MENTAL HYGIENE	JUVENILE	PAROLE PROBAT REV	TERM ABUSE	HABEAS SUP. CT.	OTHER	TOTAL FEE
01 CIRCUIT									
BROOKE	\$27,323.00	\$12,124.50	\$8,675.50	\$8,602.00	\$3,402.50	\$30,306.50	\$0.00	\$0.00	\$90,434.00
HANCOCK	\$59,448.00	\$10,671.00	\$4,756.50	\$6,725.50	\$3,917.50	\$42,386.50	\$3,574.00	\$969.50	\$132,448.50
OHIO	\$125,562.50	\$53,896.00	\$18,045.00	\$30,608.50	\$1,860.50	\$188,332.00	\$33,929.50	\$1,895.00	\$454,129.00
TOTAL	\$212,333.50	\$76,691.50	\$31,477.00	\$45,936.00	\$9,180.50	\$261,025.00	\$37,503.50	\$2,864.50	\$677,011.50
02 CIRCUIT									
MARSHALL	\$19,520.00	\$12,639.00	\$17,900.50	\$11,155.00	\$221.00	\$30,162.50	\$2,241.00	\$2,502.00	\$96,341.00
TYLER	\$7,219.50	\$1,847.00	\$734.50	\$1,367.00	\$557.50	\$18,778.50	\$393.00	\$1,206.00	\$32,103.00
WETZEL	\$8,042.00	\$887.00	\$12,483.00	\$8,058.50	\$1,520.00	\$20,584.50	\$8,321.50	\$0.00	\$59,896.50
TOTAL	\$34,781.50	\$15,373.00	\$31,118.00	\$20,580.50	\$2,298.50	\$69,525.50	\$10,955.50	\$3,708.00	\$188,340.50
03 CIRCUIT									
DODDRIDGE	\$46,113.00	\$29,292.50	\$2,101.50	\$9,988.00	\$809.50	\$18,355.00	\$3,406.50	\$1,319.50	\$111,385.50
PLEASANTS	\$23,938.00	\$32,939.50	\$3,013.00	\$4,383.00	\$530.00	\$7,168.00	\$438.50	\$811.50	\$73,221.50
RITCHIE	\$43,499.00	\$28,921.00	\$3,321.50	\$18,128.00	\$2,038.50	\$21,616.00	\$9,445.00	\$2,867.50	\$129,836.50
TOTAL	\$113,550.00	\$91,153.00	\$8,436.00	\$32,499.00	\$3,378.00	\$47,139.00	\$13,290.00	\$4,998.50	\$314,443.50
04 CIRCUIT									
WIRT	\$34,248.50	\$10,098.50	\$595.50	\$7,007.50	\$710.50	\$14,047.00	\$6,465.50	\$58.50	\$73,231.50
WOOD	\$337,840.50	\$607,816.00	\$41,023.50	\$86,218.50	\$22,712.00	\$165,317.50	\$41,578.50	\$36,299.00	\$1,338,805.50
TOTAL	\$372,089.00	\$617,914.50	\$41,619.00	\$93,226.00	\$23,422.50	\$179,364.50	\$48,044.00	\$36,357.50	\$1,412,037.00
05 CIRCUIT									
CALHOUN	\$2,039.00	\$795.50	\$1,923.50	\$1,160.00	\$183.50	\$11,335.50	\$1,741.50	\$78.00	\$19,256.50
JACKSON	\$51,825.00	\$10,058.50	\$2,479.00	\$3,933.00	\$1,294.00	\$55,115.00	\$18,377.50	\$1,248.50	\$144,330.50
MASON	\$139,283.00	\$84,319.00	\$16,901.00	\$23,305.50	\$7,673.50	\$23,611.00	\$6,320.50	\$7,157.50	\$308,571.00
ROANE	\$55,375.50	\$6,881.00	\$1,165.50	\$7,024.50	\$1,424.50	\$50,891.00	\$1,687.50	\$3,576.50	\$128,026.00
TOTAL	\$248,522.50	\$102,054.00	\$22,469.00	\$35,423.00	\$10,575.50	\$140,952.50	\$28,127.00	\$12,060.50	\$600,184.00
06 CIRCUIT									
CABELL	\$154,071.00	\$36,090.50	\$57,310.00	\$56,103.00	\$3,654.50	\$173,269.00	\$29,146.50	\$13,307.00	\$522,951.50
TOTAL	\$154,071.00	\$36,090.50	\$57,310.00	\$56,103.00	\$3,654.50	\$173,269.00	\$29,146.50	\$13,307.00	\$522,951.50
07 CIRCUIT									
LOGAN	\$100,857.50	\$96,257.50	\$0.00	\$62,915.00	\$10,534.00	\$118,044.50	\$21,356.50	\$2,699.00	\$412,664.00
TOTAL	\$100,857.50	\$96,257.50	\$0.00	\$62,915.00	\$10,534.00	\$118,044.50	\$21,356.50	\$2,699.00	\$412,664.00

**WEST VIRGINIA PUBLIC DEFENDER SERVICES
 APPOINTED COUNSEL FEES PAID BY CASE TYPE
 FISCAL YEAR 2004**

CIRCUIT	FELONY	MISD	MENTAL HYGIENE	JUVENILE	PAROLE PROBAT REV	TERM ABUSE	HABEAS SUP. CT.	OTHER	TOTAL FEE
08 CIRCUIT									
MCDOWELL	\$71,852.00	\$27,198.00	\$0.00	\$21,950.00	\$606.50	\$61,992.00	\$8,228.50	\$3,036.00	\$194,863.00
TOTAL	\$71,852.00	\$27,198.00	\$0.00	\$21,950.00	\$606.50	\$61,992.00	\$8,228.50	\$3,036.00	\$194,863.00
09 CIRCUIT									
MERCER	\$184,255.50	\$33,821.00	\$4,860.00	\$15,205.00	\$9,425.50	\$174,928.50	\$17,108.00	\$1,602.50	\$441,206.00
TOTAL	\$184,255.50	\$33,821.00	\$4,860.00	\$15,205.00	\$9,425.50	\$174,928.50	\$17,108.00	\$1,602.50	\$441,206.00
10 CIRCUIT									
RALEIGH	\$137,752.00	\$22,691.00	\$6,666.00	\$16,197.00	\$2,266.00	\$161,095.00	\$4,653.50	\$5,511.00	\$356,831.50
TOTAL	\$137,752.00	\$22,691.00	\$6,666.00	\$16,197.00	\$2,266.00	\$161,095.00	\$4,653.50	\$5,511.00	\$356,831.50
11 CIRCUIT									
GREENBRIER	\$44,075.00	\$6,402.00	\$4,943.00	\$3,469.00	\$1,442.00	\$33,433.00	\$2,259.00	\$505.00	\$96,528.00
POCAHONTAS	\$39,284.50	\$9,771.50	\$2,478.50	\$1,754.00	\$0.00	\$12,374.00	\$0.00	\$6,181.00	\$71,843.50
TOTAL	\$83,359.50	\$16,173.50	\$7,421.50	\$5,223.00	\$1,442.00	\$45,807.00	\$2,259.00	\$6,686.00	\$168,371.50
12 CIRCUIT									
FAYETTE	\$36,280.00	\$11,377.00	\$0.00	\$9,053.50	\$421.50	\$26,735.00	\$8,514.50	\$2,220.50	\$94,602.00
TOTAL	\$36,280.00	\$11,377.00	\$0.00	\$9,053.50	\$421.50	\$26,735.00	\$8,514.50	\$2,220.50	\$94,602.00
13 CIRCUIT									
KANAWHA	\$264,181.50	\$145,120.50	\$87,559.00	\$63,673.00	\$8,736.50	\$182,450.00	\$26,237.50	\$8,726.00	\$786,684.00
TOTAL	\$264,181.50	\$145,120.50	\$87,559.00	\$63,673.00	\$8,736.50	\$182,450.00	\$26,237.50	\$8,726.00	\$786,684.00
14 CIRCUIT									
BRAXTON	\$66,280.50	\$35,671.50	\$1,210.00	\$12,473.00	\$1,955.50	\$31,329.50	\$3,956.00	\$3,218.00	\$156,094.00
CLAY	\$38,707.00	\$25,320.00	\$2,852.00	\$3,922.50	\$1,048.00	\$34,334.50	\$0.00	\$2,996.50	\$109,180.50
GILMER	\$21,526.50	\$10,272.00	\$316.50	\$4,335.00	\$0.00	\$19,473.50	\$1,972.50	\$3,066.00	\$60,962.00
WEBSTER	\$83,316.00	\$23,953.00	\$1,003.50	\$15,159.00	\$3,356.50	\$71,693.00	\$994.50	\$596.50	\$200,072.00
TOTAL	\$209,830.00	\$95,216.50	\$5,382.00	\$35,889.50	\$6,360.00	\$156,830.50	\$6,923.00	\$9,877.00	\$526,308.50
15 CIRCUIT									
HARRISON	\$91,444.00	\$46,228.50	\$2,560.00	\$34,268.50	\$3,159.50	\$61,286.00	\$23,998.50	\$6,036.00	\$268,981.00
TOTAL	\$91,444.00	\$46,228.50	\$2,560.00	\$34,268.50	\$3,159.50	\$61,286.00	\$23,998.50	\$6,036.00	\$268,981.00
16 CIRCUIT									
MARION	\$243,166.00	\$133,704.00	\$26,978.50	\$135,596.50	\$29,941.00	\$230,000.50	\$37,343.00	\$24,204.00	\$860,933.50
TOTAL	\$243,166.00	\$133,704.00	\$26,978.50	\$135,596.50	\$29,941.00	\$230,000.50	\$37,343.00	\$24,204.00	\$860,933.50

**WEST VIRGINIA PUBLIC DEFENDER SERVICES
 APPOINTED COUNSEL FEES PAID BY CASE TYPE
 FISCAL YEAR 2004**

CIRCUIT	FELONY	MISD	MENTAL HYGIENE	JUVENILE	PAROLE PROBAT REV	TERM ABUSE	HABEAS SUP. CT.	OTHER	TOTAL FEE
17 CIRCUIT									
MONONGALIA	\$193,710.45	\$153,527.79	\$25,473.50	\$64,108.50	\$11,722.00	\$136,498.00	\$6,229.50	\$26,179.23	\$617,448.97
TOTAL	\$193,710.45	\$153,527.79	\$25,473.50	\$64,108.50	\$11,722.00	\$136,498.00	\$6,229.50	\$26,179.23	\$617,448.97
18 CIRCUIT									
PRESTON	\$15,950.00	\$8,786.00	\$0.00	\$12,790.50	\$625.50	\$85,390.50	\$25,685.50	\$1,157.50	\$150,385.50
TOTAL	\$15,950.00	\$8,786.00	\$0.00	\$12,790.50	\$625.50	\$85,390.50	\$25,685.50	\$1,157.50	\$150,385.50
19 CIRCUIT									
BARBOUR	\$51,406.50	\$30,799.50	\$1,192.50	\$20,313.00	\$754.50	\$40,810.50	\$0.00	\$2,831.00	\$148,107.50
TAYLOR	\$47,288.50	\$38,380.50	\$4,067.00	\$37,774.50	\$6,123.00	\$64,656.00	\$1,259.00	\$3,785.50	\$203,334.00
TOTAL	\$98,695.00	\$69,180.00	\$5,259.50	\$58,087.50	\$6,877.50	\$105,466.50	\$1,259.00	\$6,616.50	\$351,441.50
20 CIRCUIT									
RANDOLPH	\$100,170.50	\$80,839.00	\$6,737.00	\$54,611.50	\$5,163.00	\$54,709.00	\$1,030.50	\$4,158.00	\$307,418.50
TOTAL	\$100,170.50	\$80,839.00	\$6,737.00	\$54,611.50	\$5,163.00	\$54,709.00	\$1,030.50	\$4,158.00	\$307,418.50
21 CIRCUIT									
GRANT	\$41,854.50	\$9,677.50	\$1,572.00	\$10,656.00	\$3,632.00	\$17,243.50	\$0.00	\$1,412.50	\$86,048.00
MINERAL	\$77,880.00	\$60,555.50	\$1,322.50	\$48,994.00	\$7,329.00	\$87,231.00	\$10,474.00	\$1,271.00	\$295,057.00
TUCKER	\$5,977.00	\$3,236.50	\$463.50	\$59.00	\$0.00	\$5,128.50	\$6,894.50	\$0.00	\$21,759.00
TOTAL	\$125,711.50	\$73,469.50	\$3,358.00	\$59,709.00	\$10,961.00	\$109,603.00	\$17,368.50	\$2,683.50	\$402,864.00
22 CIRCUIT									
HAMPSHIRE	\$87,096.50	\$46,938.00	\$1,033.50	\$13,360.50	\$2,999.50	\$73,229.50	\$7,169.50	\$3,919.00	\$235,746.00
HARDY	\$51,550.50	\$30,783.00	\$1,426.00	\$15,736.00	\$5,159.50	\$52,956.50	\$4,771.00	\$4,953.00	\$167,335.50
PENDLETON	\$40,666.00	\$7,789.50	\$202.00	\$7,546.50	\$3,286.00	\$15,329.00	\$18,416.50	\$1,199.00	\$94,434.50
TOTAL	\$179,313.00	\$85,510.50	\$2,661.50	\$36,643.00	\$11,445.00	\$141,515.00	\$30,357.00	\$10,071.00	\$497,516.00
23 CIRCUIT									
BERKELEY	\$91,202.50	\$13,075.00	\$353.00	\$13,449.50	\$249.50	\$196,713.50	\$20,140.00	\$263.00	\$335,446.00
JEFFERSON	\$37,492.50	\$12,227.00	\$205.50	\$10,147.50	\$3,364.00	\$46,404.00	\$13,014.50	\$1,806.50	\$124,661.50
MORGAN	\$18,001.00	\$1,344.00	\$0.00	\$1,982.50	\$1,308.50	\$46,567.00	\$4,344.00	\$366.50	\$73,913.50
TOTAL	\$146,696.00	\$26,646.00	\$558.50	\$25,579.50	\$4,922.00	\$289,684.50	\$37,498.50	\$2,436.00	\$534,021.00
24 CIRCUIT									
WAYNE	\$90,096.00	\$26,059.50	\$6,169.00	\$19,685.50	\$3,579.00	\$86,949.00	\$2,736.00	\$1,535.50	\$236,809.50
TOTAL	\$90,096.00	\$26,059.50	\$6,169.00	\$19,685.50	\$3,579.00	\$86,949.00	\$2,736.00	\$1,535.50	\$236,809.50

**WEST VIRGINIA PUBLIC DEFENDER SERVICES
 APPOINTED COUNSEL FEES PAID BY CASE TYPE
 FISCAL YEAR 2004**

CIRCUIT	FELONY	MISD	MENTAL HYGIENE	JUVENILE	PAROLE PROBAT REV	TERM ABUSE	HABEAS SUP. CT.	OTHER	TOTAL FEE
25 CIRCUIT									
BOONE	\$46,672.00	\$16,722.50	\$644.00	\$35,262.00	\$4,941.50	\$139,734.00	\$2,835.50	\$2,043.50	\$248,855.00
LINCOLN	\$139,670.50	\$11,451.50	\$8,905.50	\$23,383.50	\$3,745.50	\$41,236.00	\$6,916.00	\$6,346.50	\$241,655.00
TOTAL	\$186,342.50	\$28,174.00	\$9,549.50	\$58,645.50	\$8,687.00	\$180,970.00	\$9,751.50	\$8,390.00	\$490,510.00
26 CIRCUIT									
LEWIS	\$51,394.50	\$23,753.00	\$53,577.50	\$16,149.00	\$5,116.50	\$55,852.00	\$2,209.00	\$2,085.00	\$210,136.50
UPSHUR	\$63,174.50	\$39,084.00	\$7,414.00	\$49,418.50	\$17,800.00	\$98,635.50	\$11,737.00	\$2,877.50	\$290,141.00
TOTAL	\$114,569.00	\$62,837.00	\$60,991.50	\$65,567.50	\$22,916.50	\$154,487.50	\$13,946.00	\$4,962.50	\$500,277.50
27 CIRCUIT									
WYOMING	\$201,206.00	\$102,849.50	\$393.50	\$16,008.50	\$3,240.00	\$50,882.00	\$10,320.00	\$2,252.00	\$387,151.50
TOTAL	\$201,206.00	\$102,849.50	\$393.50	\$16,008.50	\$3,240.00	\$50,882.00	\$10,320.00	\$2,252.00	\$387,151.50
28 CIRCUIT									
NICHOLAS	\$28,021.50	\$8,354.50	\$929.00	\$4,563.50	\$2,193.00	\$63,713.50	\$1,450.00	\$248.50	\$109,473.50
TOTAL	\$28,021.50	\$8,354.50	\$929.00	\$4,563.50	\$2,193.00	\$63,713.50	\$1,450.00	\$248.50	\$109,473.50
29 CIRCUIT									
PUTNAM	\$109,991.00	\$105,047.50	\$18,442.00	\$67,387.50	\$4,835.50	\$60,132.00	\$30,550.00	\$11,929.00	\$408,314.50
TOTAL	\$109,991.00	\$105,047.50	\$18,442.00	\$67,387.50	\$4,835.50	\$60,132.00	\$30,550.00	\$11,929.00	\$408,314.50
30 CIRCUIT									
MINGO	\$51,516.00	\$15,727.50	\$3,176.00	\$4,503.50	\$2,001.50	\$76,010.00	\$12,957.00	\$3,101.00	\$168,992.50
TOTAL	\$51,516.00	\$15,727.50	\$3,176.00	\$4,503.50	\$2,001.50	\$76,010.00	\$12,957.00	\$3,101.00	\$168,992.50
31 CIRCUIT									
MONROE	\$19,740.00	\$17,291.00	\$1,646.50	\$5,617.00	\$725.00	\$5,799.00	\$1,867.50	\$2,132.00	\$54,818.00
SUMMERS	\$56,108.00	\$9,762.00	\$685.00	\$10,131.50	\$2,613.50	\$17,648.00	\$0.00	\$2,020.00	\$98,968.00
TOTAL	\$75,848.00	\$27,053.00	\$2,331.50	\$15,748.50	\$3,338.50	\$23,447.00	\$1,867.50	\$4,152.00	\$153,786.00
STATE TOTAL	\$4,276,161.95	\$2,441,125.29	\$479,886.00	\$1,247,378.00	\$227,909.00	\$3,709,902.00	\$526,695.00	\$233,766.23	\$13,142,823.47

**APPOINTED COUNSEL EXPENSES PAID
BY CASE TYPE**

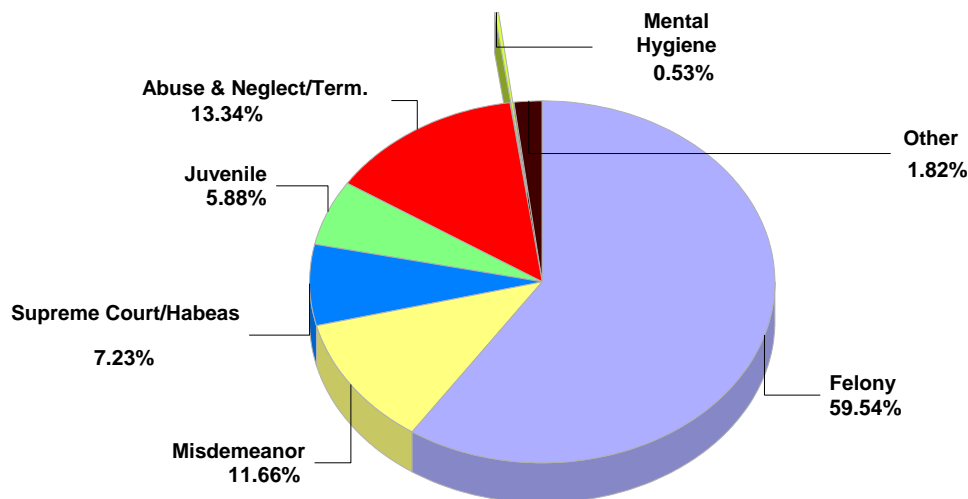
APPOINTED COUNSEL EXPENSES PAID IN FY 2004 INCLUDING DIRECT EXPENSES PAID

Felony	\$905,967.36
Misdemeanor	\$177,470.21
Supreme Court/Habeas	\$109,952.70
Juvenile	\$89,489.12
Abuse & Neglect/Term.	\$202,986.66
Mental Hygiene	\$8,090.56
Other	\$27,758.64

Parole/Probation Rev., Mag. Ct. Appeal,
 Mandamus/Prohibition, Extradition,
 Contempt, Fugitive, Other

TOTAL EXPENSES PAID	\$1,521,715.25
----------------------------	-----------------------

APPOINTED COUNSEL EXPENSES PAID FY 2004 BY CASE TYPE



**WEST VIRGINIA PUBLIC DEFENDER SERVICES
 APPOINTED COUNSEL EXPENSES PAID BY CASE TYPE
 FISCAL YEAR 2004**

CIRCUIT	FELONY	MISD	MENTAL HYGIENE	JUVENILE	PAROLE PROBAT REV	TERM ABUSE	HABEAS SUP. CT.	OTHER	TOTAL EXPENSES	
01	CIRCUIT	\$54,465.24	\$2,101.12	\$744.73	\$2,232.07	\$541.83	\$15,812.55	\$6,521.63	\$32.91	\$82,452.08
02	CIRCUIT	\$1,584.60	\$226.51	\$988.20	\$266.96	\$40.60	\$3,582.72	\$327.60	\$141.44	\$7,158.63
03	CIRCUIT	\$17,691.28	\$9,550.95	\$226.07	\$1,708.64	\$313.68	\$3,174.91	\$2,376.27	\$225.06	\$35,266.86
04	CIRCUIT	\$116,449.32	\$85,804.53	\$1,514.06	\$9,647.10	\$922.08	\$28,436.80	\$20,628.92	\$571.33	\$263,974.14
05	CIRCUIT	\$48,414.73	\$3,934.06	\$179.64	\$1,105.46	\$390.99	\$6,227.22	\$3,035.28	\$356.26	\$63,643.64
06	CIRCUIT	\$31,868.35	\$520.39	\$0.00	\$5,202.52	\$30.94	\$7,805.44	\$1,973.92	\$322.98	\$47,724.54
07	CIRCUIT	\$8,026.68	\$783.67	\$0.00	\$234.17	\$893.88	\$3,070.92	\$788.53	\$288.84	\$14,086.69
08	CIRCUIT	\$4,111.28	\$680.60	\$0.00	\$32.69	\$0.00	\$389.21	\$246.74	\$32.40	\$5,492.92
09	CIRCUIT	\$85,854.49	\$4,340.31	\$15.86	\$2,596.40	\$360.56	\$18,050.94	\$2,173.05	\$66.62	\$113,458.23
10	CIRCUIT	\$18,509.90	\$1,116.89	\$68.36	\$384.73	\$38.06	\$3,246.25	\$158.71	\$43.44	\$23,566.34
11	CIRCUIT	\$5,686.75	\$321.52	\$29.04	\$138.60	\$0.00	\$1,215.60	\$6,784.60	\$2,104.03	\$16,280.14
12	CIRCUIT	\$1,721.28	\$272.47	\$0.00	\$312.12	\$16.74	\$924.00	\$956.75	\$75.74	\$4,279.10
13	CIRCUIT	\$45,025.73	\$3,271.38	\$2.00	\$2,322.58	\$176.96	\$5,006.66	\$2,841.51	\$148.11	\$58,794.93
14	CIRCUIT	\$34,415.13	\$6,485.50	\$454.44	\$2,471.32	\$657.19	\$13,433.64	\$3,926.05	\$906.85	\$62,750.12
15	CIRCUIT	\$18,727.65	\$3,526.52	\$82.09	\$1,413.40	\$69.47	\$871.84	\$22,267.41	\$810.72	\$47,769.10
16	CIRCUIT	\$42,330.64	\$2,683.38	\$16.56	\$15,712.09	\$1,717.40	\$5,946.98	\$2,352.93	\$3,175.99	\$73,935.97
17	CIRCUIT	\$38,241.88	\$4,475.40	\$426.43	\$12,347.47	\$475.68	\$3,792.13	\$7,130.29	\$983.61	\$67,872.89
18	CIRCUIT	\$1,088.15	\$748.84	\$0.00	\$1,212.77	\$44.42	\$9,948.32	\$11,371.26	\$210.51	\$24,624.27
19	CIRCUIT	\$3,937.73	\$1,037.09	\$112.69	\$83.01	\$65.76	\$905.37	\$58.50	\$0.10	\$6,200.25
20	CIRCUIT	\$3,802.24	\$3,968.32	\$0.00	\$1,074.65	\$91.24	\$2,767.08	\$323.40	\$39.32	\$12,066.25
21	CIRCUIT	\$36,364.57	\$1,461.61	\$28.96	\$1,907.51	\$146.32	\$12,166.07	\$578.80	\$44.13	\$52,697.97
22	CIRCUIT	\$30,973.09	\$2,665.38	\$0.00	\$9,241.13	\$387.53	\$9,236.40	\$3,683.99	\$237.51	\$56,425.03
23	CIRCUIT	\$110,632.05	\$1,593.89	\$18.60	\$6,406.17	\$949.08	\$16,327.56	\$4,180.88	\$587.00	\$140,695.23
24	CIRCUIT	\$30,836.30	\$1,606.65	\$306.56	\$626.32	\$233.18	\$4,561.27	\$119.84	\$1,218.33	\$39,508.45
25	CIRCUIT	\$31,480.65	\$802.89	\$480.26	\$1,481.74	\$1,378.19	\$6,751.07	\$434.69	\$337.11	\$43,146.60
26	CIRCUIT	\$6,953.66	\$3,655.52	\$1,489.41	\$4,591.18	\$813.56	\$8,026.96	\$2,016.57	\$502.74	\$28,049.60
27	CIRCUIT	\$46,178.01	\$23,163.79	\$0.00	\$1,059.22	\$0.00	\$4,386.99	\$0.00	\$1,270.64	\$76,058.65
28	CIRCUIT	\$820.22	\$333.93	\$3.00	\$183.72	\$12.60	\$1,359.42	\$41.60	\$23.73	\$2,778.22
29	CIRCUIT	\$11,330.94	\$2,523.61	\$827.74	\$2,236.96	\$155.93	\$849.05	\$1,258.68	\$645.90	\$19,828.81
30	CIRCUIT	\$7,490.89	\$1,472.28	\$37.00	\$45.05	\$123.35	\$2,972.80	\$1,364.06	\$367.29	\$13,872.72
31	CIRCUIT	\$10,953.93	\$2,341.21	\$38.86	\$1,211.37	\$346.01	\$1,740.49	\$30.24	\$594.77	\$17,256.88
STATE TOTAL		\$905,967.36	\$177,470.21	\$8,090.56	\$89,489.12	\$11,393.23	\$202,986.66	\$109,952.70	\$16,365.41	\$1,521,715.25

**WEST VIRGINIA PUBLIC DEFENDER SERVICES
 APPOINTED COUNSEL EXPENSES PAID BY CASE TYPE
 FISCAL YEAR 2004**

CIRCUIT	FELONY	MISD	MENTAL HYGIENE	JUVENILE	PAROLE PROBAT REV	TERM ABUSE	HABEAS SUP. CT.	OTHER	TOTAL EXPENSES
01 CIRCUIT									
BROOKE	11,071.96	358.95	277.81	441.51	229.54	1,854.44	0.00	0.00	14,234.21
HANCOCK	8,485.42	423.20	216.92	195.88	185.08	1,310.16	342.87	20.36	11,179.89
OHIO	34,907.86	1,318.97	250.00	1,594.68	127.21	12,647.95	6,178.76	12.55	57,037.98
TOTAL	\$54,465.24	\$2,101.12	\$744.73	\$2,232.07	\$541.83	\$15,812.55	\$6,521.63	\$32.91	\$82,452.08
02 CIRCUIT									
MARSHALL	530.82	51.60	5.76	12.34	0.00	1,668.57	0.00	92.32	2,361.41
TYLER	529.96	138.24	33.84	29.68	0.00	1,285.31	28.10	49.12	2,094.25
WETZEL	523.82	36.67	948.60	224.94	40.60	628.84	299.50	0.00	2,702.97
TOTAL	\$1,584.60	\$226.51	\$988.20	\$266.96	\$40.60	\$3,582.72	\$327.60	\$141.44	\$7,158.63
03 CIRCUIT									
DODDRIDGE	7,034.73	2,275.42	131.64	541.98	112.32	929.09	1,789.65	18.27	12,833.10
PLEASANTS	1,406.27	2,392.01	80.20	91.44	22.44	564.55	14.40	0.00	4,571.31
RITCHIE	9,250.28	4,883.52	14.23	1,075.22	178.92	1,681.27	572.22	206.79	17,862.45
TOTAL	\$17,691.28	\$9,550.95	\$226.07	\$1,708.64	\$313.68	\$3,174.91	\$2,376.27	\$225.06	\$35,266.86
04 CIRCUIT									
WIRT	7,835.94	903.21	44.00	672.67	82.95	1,196.50	256.74	1.07	10,993.08
WOOD	108,613.38	84,901.32	1,470.06	8,974.43	839.13	27,240.30	20,372.18	570.26	252,981.06
TOTAL	\$116,449.32	\$85,804.53	\$1,514.06	\$9,647.10	\$922.08	\$28,436.80	\$20,628.92	\$571.33	\$263,974.14
05 CIRCUIT									
CALHOUN	1,491.59	61.36	61.20	37.44	0.00	259.68	18.72	0.00	1,929.99
JACKSON	22,781.07	1,048.81	82.38	130.23	170.16	3,286.07	2,880.70	158.96	30,538.38
MASON	20,247.95	2,294.17	30.30	353.56	123.81	803.97	117.86	115.42	24,087.04
ROANE	3,894.12	529.72	5.76	584.23	97.02	1,877.50	18.00	81.88	7,088.23
TOTAL	\$48,414.73	\$3,934.06	\$179.64	\$1,105.46	\$390.99	\$6,227.22	\$3,035.28	\$356.26	\$63,643.64
06 CIRCUIT									
CABELL	31,868.35	520.39	0.00	5,202.52	30.94	7,805.44	1,973.92	322.98	47,724.54
TOTAL	\$31,868.35	\$520.39	\$0.00	\$5,202.52	\$30.94	\$7,805.44	\$1,973.92	\$322.98	\$47,724.54
07 CIRCUIT									
LOGAN	8,026.68	783.67	0.00	234.17	893.88	3,070.92	788.53	288.84	14,086.69
TOTAL	\$8,026.68	\$783.67	\$0.00	\$234.17	\$893.88	\$3,070.92	\$788.53	\$288.84	\$14,086.69

**WEST VIRGINIA PUBLIC DEFENDER SERVICES
 APPOINTED COUNSEL EXPENSES PAID BY CASE TYPE
 FISCAL YEAR 2004**

CIRCUIT	FELONY	MISD	MENTAL HYGIENE	JUVENILE	PAROLE PROBAT REV	TERM ABUSE	HABEAS SUP. CT.	OTHER	TOTAL EXPENSES
08 CIRCUIT									
MCDOWELL	4,111.28	680.60	0.00	32.69	0.00	389.21	246.74	32.40	5,492.92
TOTAL	\$4,111.28	\$680.60	\$0.00	\$32.69	\$0.00	\$389.21	\$246.74	\$32.40	\$5,492.92
09 CIRCUIT									
MERCER	85,854.49	4,340.31	15.86	2,596.40	360.56	18,050.94	2,173.05	66.62	113,458.23
TOTAL	\$85,854.49	\$4,340.31	\$15.86	\$2,596.40	\$360.56	\$18,050.94	\$2,173.05	\$66.62	\$113,458.23
10 CIRCUIT									
RALEIGH	18,509.90	1,116.89	68.36	384.73	38.06	3,246.25	158.71	43.44	23,566.34
TOTAL	\$18,509.90	\$1,116.89	\$68.36	\$384.73	\$38.06	\$3,246.25	\$158.71	\$43.44	\$23,566.34
11 CIRCUIT									
GREENBRIER	2,775.21	181.27	23.04	6.48	0.00	1,023.60	6,784.60	0.00	10,794.20
POCAHONTAS	2,911.54	140.25	6.00	132.12	0.00	192.00	0.00	2,104.03	5,485.94
TOTAL	\$5,686.75	\$321.52	\$29.04	\$138.60	\$0.00	\$1,215.60	\$6,784.60	\$2,104.03	\$16,280.14
12 CIRCUIT									
FAYETTE	1,721.28	272.47	0.00	312.12	16.74	924.00	956.75	75.74	4,279.10
TOTAL	\$1,721.28	\$272.47	\$0.00	\$312.12	\$16.74	\$924.00	\$956.75	\$75.74	\$4,279.10
13 CIRCUIT									
KANAWHA	45,025.73	3,271.38	2.00	2,322.58	176.96	5,006.66	2,841.51	148.11	58,794.93
TOTAL	\$45,025.73	\$3,271.38	\$2.00	\$2,322.58	\$176.96	\$5,006.66	\$2,841.51	\$148.11	\$58,794.93
14 CIRCUIT									
BRAXTON	13,410.78	3,350.83	114.60	1,088.73	125.71	3,721.36	381.45	312.19	22,505.65
CLAY	3,706.37	1,541.54	104.40	157.90	133.76	867.64	0.00	342.89	6,854.50
GILMER	2,834.89	1,009.87	0.00	319.14	0.00	2,444.38	3,514.24	226.80	10,349.32
WEBSTER	14,463.09	583.26	235.44	905.55	397.72	6,400.26	30.36	24.97	23,040.65
TOTAL	\$34,415.13	\$6,485.50	\$454.44	\$2,471.32	\$657.19	\$13,433.64	\$3,926.05	\$906.85	\$62,750.12
15 CIRCUIT									
HARRISON	18,727.65	3,526.52	82.09	1,413.40	69.47	871.84	22,267.41	810.72	47,769.10
TOTAL	\$18,727.65	\$3,526.52	\$82.09	\$1,413.40	\$69.47	\$871.84	\$22,267.41	\$810.72	\$47,769.10
16 CIRCUIT									
MARION	42,330.64	2,683.38	16.56	15,712.09	1,717.40	5,946.98	2,352.93	3,175.99	73,935.97
TOTAL	\$42,330.64	\$2,683.38	\$16.56	\$15,712.09	\$1,717.40	\$5,946.98	\$2,352.93	\$3,175.99	\$73,935.97

**WEST VIRGINIA PUBLIC DEFENDER SERVICES
 APPOINTED COUNSEL EXPENSES PAID BY CASE TYPE
 FISCAL YEAR 2004**

CIRCUIT	FELONY	MISD	MENTAL HYGIENE	JUVENILE	PAROLE PROBAT REV	TERM ABUSE	HABEAS SUP. CT.	OTHER	TOTAL EXPENSES
17 CIRCUIT									
MONONGALIA	38,241.88	4,475.40	426.43	12,347.47	475.68	3,792.13	7,130.29	983.61	67,872.89
TOTAL	\$38,241.88	\$4,475.40	\$426.43	\$12,347.47	\$475.68	\$3,792.13	\$7,130.29	\$983.61	\$67,872.89
18 CIRCUIT									
PRESTON	1,088.15	748.84	0.00	1,212.77	44.42	9,948.32	11,371.26	210.51	24,624.27
TOTAL	\$1,088.15	\$748.84	\$0.00	\$1,212.77	\$44.42	\$9,948.32	\$11,371.26	\$210.51	\$24,624.27
19 CIRCUIT									
BARBOUR	269.64	516.68	10.96	46.11	0.00	770.57	0.00	0.10	1,614.06
TAYLOR	3,668.09	520.41	101.73	36.90	65.76	134.80	58.50	0.00	4,586.19
TOTAL	\$3,937.73	\$1,037.09	\$112.69	\$83.01	\$65.76	\$905.37	\$58.50	\$0.10	\$6,200.25
20 CIRCUIT									
RANDOLPH	3,802.24	3,968.32	0.00	1,074.65	91.24	2,767.08	323.40	39.32	12,066.25
TOTAL	\$3,802.24	\$3,968.32	\$0.00	\$1,074.65	\$91.24	\$2,767.08	\$323.40	\$39.32	\$12,066.25
21 CIRCUIT									
GRANT	6,661.60	170.47	7.20	669.61	96.95	975.96	0.00	43.03	8,624.82
MINERAL	28,502.83	746.56	5.20	1,237.33	49.37	8,544.48	361.08	1.10	39,447.95
TUCKER	1,200.14	544.58	16.56	0.57	0.00	2,645.63	217.72	0.00	4,625.20
TOTAL	\$36,364.57	\$1,461.61	\$28.96	\$1,907.51	\$146.32	\$12,166.07	\$578.80	\$44.13	\$52,697.97
22 CIRCUIT									
HAMPSHIRE	16,833.41	1,701.35	0.00	1,956.16	79.43	4,203.13	335.69	34.15	25,143.32
HARDY	8,294.92	783.37	0.00	5,947.90	137.80	2,969.91	232.87	162.14	18,528.91
PENDLETON	5,844.76	180.66	0.00	1,337.07	170.30	2,063.36	3,115.43	41.22	12,752.80
TOTAL	\$30,973.09	\$2,665.38	\$0.00	\$9,241.13	\$387.53	\$9,236.40	\$3,683.99	\$237.51	\$56,425.03
23 CIRCUIT									
BERKELEY	66,790.31	694.89	10.80	3,841.65	0.97	9,105.87	2,802.66	4.61	83,251.76
JEFFERSON	17,219.30	877.79	7.80	1,529.14	907.81	3,118.23	1,116.78	558.25	25,335.10
MORGAN	26,622.44	21.21	0.00	1,035.38	40.30	4,103.46	261.44	24.14	32,108.37
TOTAL	\$110,632.05	\$1,593.89	\$18.60	\$6,406.17	\$949.08	\$16,327.56	\$4,180.88	\$587.00	\$140,695.23
24 CIRCUIT									
WAYNE	30,836.30	1,606.65	306.56	626.32	233.18	4,561.27	119.84	1,218.33	39,508.45
TOTAL	\$30,836.30	\$1,606.65	\$306.56	\$626.32	\$233.18	\$4,561.27	\$119.84	\$1,218.33	\$39,508.45
25 CIRCUIT									

**WEST VIRGINIA PUBLIC DEFENDER SERVICES
 APPOINTED COUNSEL EXPENSES PAID BY CASE TYPE
 FISCAL YEAR 2004**

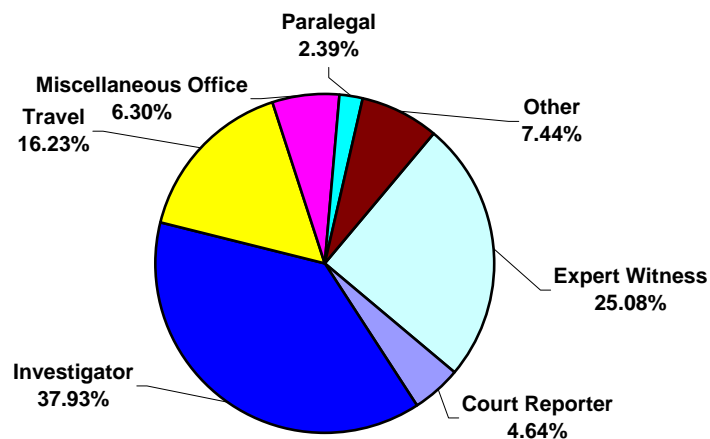
CIRCUIT	FELONY	MISD	MENTAL HYGIENE	JUVENILE	PAROLE PROBAT REV	TERM ABUSE	HABEAS SUP. CT.	OTHER	TOTAL EXPENSES
BOONE	6,304.71	120.18	0.00	326.22	1,163.35	4,694.80	169.94	21.22	12,800.42
LINCOLN	25,175.94	682.71	480.26	1,155.52	214.84	2,056.27	264.75	315.89	30,346.18
TOTAL	\$31,480.65	\$802.89	\$480.26	\$1,481.74	\$1,378.19	\$6,751.07	\$434.69	\$337.11	\$43,146.60
26 CIRCUIT									
LEWIS	2,908.60	763.47	1,443.00	3,658.15	342.08	2,330.54	1,100.05	316.93	12,862.82
UPSHUR	4,045.06	2,892.05	46.41	933.03	471.48	5,696.42	916.52	185.81	15,186.78
TOTAL	\$6,953.66	\$3,655.52	\$1,489.41	\$4,591.18	\$813.56	\$8,026.96	\$2,016.57	\$502.74	\$28,049.60
27 CIRCUIT									
WYOMING	46,178.01	23,163.79	0.00	1,059.22	0.00	4,386.99	0.00	1,270.64	76,058.65
TOTAL	\$46,178.01	\$23,163.79	\$0.00	\$1,059.22	\$0.00	\$4,386.99	\$0.00	\$1,270.64	\$76,058.65
28 CIRCUIT									
NICHOLAS	820.22	333.93	3.00	183.72	12.60	1,359.42	41.60	23.73	2,778.22
TOTAL	\$820.22	\$333.93	\$3.00	\$183.72	\$12.60	\$1,359.42	\$41.60	\$23.73	\$2,778.22
29 CIRCUIT									
PUTNAM	11,330.94	2,523.61	827.74	2,236.96	155.93	849.05	1,258.68	645.90	19,828.81
TOTAL	\$11,330.94	\$2,523.61	\$827.74	\$2,236.96	\$155.93	\$849.05	\$1,258.68	\$645.90	\$19,828.81
30 CIRCUIT									
MINGO	7,490.89	1,472.28	37.00	45.05	123.35	2,972.80	1,364.06	367.29	13,872.72
TOTAL	\$7,490.89	\$1,472.28	\$37.00	\$45.05	\$123.35	\$2,972.80	\$1,364.06	\$367.29	\$13,872.72
31 CIRCUIT									
MONROE	2,610.81	1,793.02	14.40	161.75	27.84	422.97	30.24	538.64	5,599.67
SUMMERS	8,343.12	548.19	24.46	1,049.62	318.17	1,317.52	0.00	56.13	11,657.21
TOTAL	\$10,953.93	\$2,341.21	\$38.86	\$1,211.37	\$346.01	\$1,740.49	\$30.24	\$594.77	\$17,256.88
TOTAL	\$905,967.36	\$177,470.21	\$8,090.56	\$89,489.12	\$11,393.23	\$202,986.66	\$109,952.70	\$16,365.41	\$1,521,715.25

**APPOINTED COUNSEL EXPENSES PAID
BY CATEGORY**

Appointed Counsel Expenses by Category for FY 2004

Expert Witness	\$381,575.50
Court Reporter	\$70,625.85
Investigator	\$577,200.83
Travel	\$246,938.12
Miscellaneous Office	\$95,836.64
Paralegal	\$36,334.49
Other	\$113,203.82
Total Expenses	\$1,521,715.25

APPOINTED COUNSEL EXPENSES BY CATEGORY FOR FY 2004



**WEST VIRGINIA PUBLIC DEFENDER SERVICES
 TOTAL EXPENSES BY CATEGORY
 FISCAL YEAR 2004**

CIRCUIT COUNTY	EXPERT WITNESS	COURT REPORTER	INVESTIGATOR	TRAVEL	MISC OFFICE	PARALEGAL	OTHER	EXPENSE TOTAL
01 CIRCUIT	\$43,674.44	\$3,075.90	\$3,603.58	\$12,374.71	\$8,552.01	\$1,860.46	\$9,310.98	\$82,452.08
02 CIRCUIT	\$0.00	\$466.00	\$0.00	\$5,590.14	\$828.50	\$2.00	\$271.99	\$7,158.63
03 CIRCUIT	\$3,356.75	\$0.00	\$19,599.02	\$9,933.21	\$762.36	\$1,180.40	\$435.12	\$35,266.86
04 CIRCUIT	\$22,092.96	\$1,582.20	\$197,287.76	\$32,602.47	\$6,155.78	\$3,756.33	\$496.64	\$263,974.14
05 CIRCUIT	\$7,569.32	\$7,560.60	\$27,075.30	\$14,729.58	\$4,227.40	\$1,712.11	\$769.33	\$63,643.64
06 CIRCUIT	\$100.00	\$5,149.46	\$33,648.82	\$2,149.24	\$3,834.41	\$1,927.13	\$915.48	\$47,724.54
07 CIRCUIT	\$180.00	\$4,588.40	\$4,684.89	\$1,724.41	\$2,073.87	\$325.04	\$510.08	\$14,086.69
08 CIRCUIT	\$0.00	\$607.30	\$1,764.42	\$652.60	\$764.77	\$0.00	\$1,703.83	\$5,492.92
09 CIRCUIT	\$48,837.58	\$2,820.70	\$35,416.81	\$12,350.17	\$7,569.42	\$1,280.36	\$5,183.19	\$113,458.23
10 CIRCUIT	\$3,716.00	\$26.00	\$9,726.49	\$2,127.66	\$3,355.79	\$3,088.00	\$1,526.40	\$23,566.34
11 CIRCUIT	\$300.00	\$855.90	\$3,351.19	\$3,667.38	\$99.62	\$0.00	\$8,006.05	\$16,280.14
12 CIRCUIT	\$0.00	\$831.10	\$77.40	\$2,604.15	\$589.91	\$0.00	\$176.54	\$4,279.10
13 CIRCUIT	\$4,326.00	\$4,318.75	\$37,699.34	\$3,881.07	\$4,915.70	\$2,133.00	\$1,521.07	\$58,794.93
14 CIRCUIT	\$4,237.50	\$2,353.65	\$16,058.36	\$34,441.91	\$3,207.45	\$1,025.28	\$1,425.97	\$62,750.12
15 CIRCUIT	\$3,042.00	\$376.00	\$15,109.87	\$2,312.68	\$2,548.91	\$1,386.23	\$22,993.41	\$47,769.10
16 CIRCUIT	\$26,459.42	\$6,316.20	\$24,736.67	\$7,116.83	\$4,510.05	\$200.00	\$4,596.80	\$73,935.97
17 CIRCUIT	\$32,600.00	\$2,754.10	\$15,599.98	\$8,899.68	\$5,117.55	\$1,138.50	\$1,763.08	\$67,872.89
18 CIRCUIT	\$17,315.10	\$439.60	\$0.00	\$4,838.10	\$1,184.73	\$546.00	\$300.74	\$24,624.27
19 CIRCUIT	\$3,450.00	\$843.90	\$0.00	\$964.47	\$688.88	\$3.00	\$250.00	\$6,200.25
20 CIRCUIT	\$0.00	\$1,311.00	\$377.37	\$3,552.90	\$2,946.00	\$2,841.80	\$1,037.18	\$12,066.25
21 CIRCUIT	\$31,590.94	\$2,520.54	\$5,706.95	\$5,844.91	\$3,405.01	\$589.00	\$3,040.62	\$52,697.97
22 CIRCUIT	\$35,047.64	\$60.00	\$4,213.93	\$8,368.38	\$4,977.35	\$912.00	\$2,845.73	\$56,425.03
23 CIRCUIT	\$72,382.23	\$12,159.55	\$12,387.55	\$11,503.58	\$6,726.72	\$1,643.00	\$23,892.60	\$140,695.23
24 CIRCUIT	\$0.00	\$115.50	\$14,428.12	\$6,969.39	\$2,620.74	\$5,293.65	\$10,081.05	\$39,508.45
25 CIRCUIT	\$2,763.35	\$3,683.90	\$23,617.73	\$8,750.06	\$3,769.97	\$408.05	\$153.54	\$43,146.60
26 CIRCUIT	\$8,114.84	\$438.05	\$3,951.01	\$11,699.15	\$2,525.63	\$931.95	\$388.97	\$28,049.60
27 CIRCUIT	\$8,702.48	\$318.70	\$56,772.59	\$1,573.08	\$774.68	\$1,667.00	\$6,250.12	\$76,058.65
28 CIRCUIT	\$0.00	\$23.10	\$237.22	\$1,698.77	\$819.13	\$0.00	\$0.00	\$2,778.22
29 CIRCUIT	\$1,468.75	\$3,231.60	\$2,486.42	\$7,231.11	\$2,293.07	\$0.00	\$3,117.86	\$19,828.81
30 CIRCUIT	\$55.00	\$0.00	\$1,541.02	\$9,427.00	\$2,146.54	\$484.20	\$218.96	\$13,872.72
31 CIRCUIT	\$193.20	\$1,798.15	\$6,041.02	\$7,359.33	\$1,844.69	\$0.00	\$20.49	\$17,256.88
STATE TOTAL	\$381,575.50	\$70,625.85	\$577,200.83	\$246,938.12	\$95,836.64	\$36,334.49	\$113,203.82	\$1,521,715.25

**WEST VIRGINIA PUBLIC DEFENDER SERVICES
 TOTAL EXPENSES BY CATEGORY
 FISCAL YEAR 2004**

CIRCUIT COUNTY	EXPERT WITNESS	COURT REPORTER	INVESTIGATOR	TRAVEL	MISC OFFICE	PARALEGAL	OTHER	EXPENSE TOTAL
01 CIRCUIT								
BROOKE	\$8,456.00	\$744.90	\$900.00	\$3,126.70	\$659.53	\$82.00	\$265.08	\$14,234.21
HANCOCK	\$5,181.25	\$105.60	\$450.00	\$4,395.69	\$487.35	\$0.00	\$560.00	\$11,179.89
OHIO	\$30,037.19	\$2,225.40	\$2,253.58	\$4,852.32	\$7,405.13	\$1,778.46	\$8,485.90	\$57,037.98
TOTAL	\$43,674.44	\$3,075.90	\$3,603.58	\$12,374.71	\$8,552.01	\$1,860.46	\$9,310.98	\$82,452.08
02 CIRCUIT								
MARSHALL	\$0.00	\$466.00	\$0.00	\$1,442.10	\$288.92	\$2.00	\$162.39	\$2,361.41
TYLER	\$0.00	\$0.00	\$0.00	\$1,906.94	\$187.31	\$0.00	\$0.00	\$2,094.25
WETZEL	\$0.00	\$0.00	\$0.00	\$2,241.10	\$352.27	\$0.00	\$109.60	\$2,702.97
TOTAL	\$0.00	\$466.00	\$0.00	\$5,590.14	\$828.50	\$2.00	\$271.99	\$7,158.63
03 CIRCUIT								
DODDRIDGE	\$1,041.25	\$0.00	\$6,357.36	\$4,189.31	\$263.11	\$712.80	\$269.27	\$12,833.10
PLEASANTS	\$0.00	\$0.00	\$2,093.78	\$2,337.07	\$140.46	\$0.00	\$0.00	\$4,571.31
RITCHIE	\$2,315.50	\$0.00	\$11,147.88	\$3,406.83	\$358.79	\$467.60	\$165.85	\$17,862.45
TOTAL	\$3,356.75	\$0.00	\$19,599.02	\$9,933.21	\$762.36	\$1,180.40	\$435.12	\$35,266.86
04 CIRCUIT								
WIRT	\$500.00	\$0.00	\$6,123.18	\$3,755.36	\$285.34	\$70.00	\$259.20	\$10,993.08
WOOD	\$21,592.96	\$1,582.20	\$191,164.58	\$28,847.11	\$5,870.44	\$3,686.33	\$237.44	\$252,981.06
TOTAL	\$22,092.96	\$1,582.20	\$197,287.76	\$32,602.47	\$6,155.78	\$3,756.33	\$496.64	\$263,974.14
05 CIRCUIT								
CALHOUN	\$0.00	\$121.50	\$0.00	\$614.48	\$3.90	\$1,190.11	\$0.00	\$1,929.99
JACKSON	\$2,625.00	\$3,243.85	\$16,400.74	\$7,516.96	\$643.14	\$0.00	\$108.69	\$30,538.38
MASON	\$2,930.00	\$3,545.70	\$9,875.74	\$4,158.53	\$3,168.88	\$0.00	\$408.19	\$24,087.04
ROANE	\$2,014.32	\$649.55	\$798.82	\$2,439.61	\$411.48	\$522.00	\$252.45	\$7,088.23
TOTAL	\$7,569.32	\$7,560.60	\$27,075.30	\$14,729.58	\$4,227.40	\$1,712.11	\$769.33	\$63,643.64
06 CIRCUIT								
CABELL	\$100.00	\$5,149.46	\$33,648.82	\$2,149.24	\$3,834.41	\$1,927.13	\$915.48	\$47,724.54
TOTAL	\$100.00	\$5,149.46	\$33,648.82	\$2,149.24	\$3,834.41	\$1,927.13	\$915.48	\$47,724.54
07 CIRCUIT								
LOGAN	\$180.00	\$4,588.40	\$4,684.89	\$1,724.41	\$2,073.87	\$325.04	\$510.08	\$14,086.69
TOTAL	\$180.00	\$4,588.40	\$4,684.89	\$1,724.41	\$2,073.87	\$325.04	\$510.08	\$14,086.69

**WEST VIRGINIA PUBLIC DEFENDER SERVICES
 TOTAL EXPENSES BY CATEGORY
 FISCAL YEAR 2004**

CIRCUIT COUNTY	EXPERT WITNESS	COURT REPORTER	INVESTIGATOR	TRAVEL	MISC OFFICE	PARALEGAL	OTHER	EXPENSE TOTAL
08 CIRCUIT								
MCDOWELL	\$0.00	\$607.30	\$1,764.42	\$652.60	\$764.77	\$0.00	\$1,703.83	\$5,492.92
TOTAL	\$0.00	\$607.30	\$1,764.42	\$652.60	\$764.77	\$0.00	\$1,703.83	\$5,492.92
09 CIRCUIT								
MERCER	\$48,837.58	\$2,820.70	\$35,416.81	\$12,350.17	\$7,569.42	\$1,280.36	\$5,183.19	\$113,458.23
TOTAL	\$48,837.58	\$2,820.70	\$35,416.81	\$12,350.17	\$7,569.42	\$1,280.36	\$5,183.19	\$113,458.23
10 CIRCUIT								
RALEIGH	\$3,716.00	\$26.00	\$9,726.49	\$2,127.66	\$3,355.79	\$3,088.00	\$1,526.40	\$23,566.34
TOTAL	\$3,716.00	\$26.00	\$9,726.49	\$2,127.66	\$3,355.79	\$3,088.00	\$1,526.40	\$23,566.34
11 CIRCUIT								
GREENBRIER	\$0.00	\$80.85	\$1,809.30	\$2,109.03	\$94.97	\$0.00	\$6,700.05	\$10,794.20
POCAHONTAS	\$300.00	\$775.05	\$1,541.89	\$1,558.35	\$4.65	\$0.00	\$1,306.00	\$5,485.94
TOTAL	\$300.00	\$855.90	\$3,351.19	\$3,667.38	\$99.62	\$0.00	\$8,006.05	\$16,280.14
12 CIRCUIT								
FAYETTE	\$0.00	\$831.10	\$77.40	\$2,604.15	\$589.91	\$0.00	\$176.54	\$4,279.10
TOTAL	\$0.00	\$831.10	\$77.40	\$2,604.15	\$589.91	\$0.00	\$176.54	\$4,279.10
13 CIRCUIT								
KANAWHA	\$4,326.00	\$4,318.75	\$37,699.34	\$3,881.07	\$4,915.70	\$2,133.00	\$1,521.07	\$58,794.93
TOTAL	\$4,326.00	\$4,318.75	\$37,699.34	\$3,881.07	\$4,915.70	\$2,133.00	\$1,521.07	\$58,794.93
14 CIRCUIT								
BRAXTON	\$562.50	\$199.90	\$5,599.88	\$13,553.74	\$1,180.16	\$43.50	\$1,365.97	\$22,505.65
CLAY	\$0.00	\$745.90	\$1,304.44	\$3,949.23	\$198.79	\$656.14	\$0.00	\$6,854.50
GILMER	\$3,250.00	\$0.00	\$1,345.08	\$5,259.10	\$169.50	\$325.64	\$0.00	\$10,349.32
WEBSTER	\$425.00	\$1,407.85	\$7,808.96	\$11,679.84	\$1,659.00	\$0.00	\$60.00	\$23,040.65
TOTAL	\$4,237.50	\$2,353.65	\$16,058.36	\$34,441.91	\$3,207.45	\$1,025.28	\$1,425.97	\$62,750.12
15 CIRCUIT								
HARRISON	\$3,042.00	\$376.00	\$15,109.87	\$2,312.68	\$2,548.91	\$1,386.23	\$22,993.41	\$47,769.10
TOTAL	\$3,042.00	\$376.00	\$15,109.87	\$2,312.68	\$2,548.91	\$1,386.23	\$22,993.41	\$47,769.10
16 CIRCUIT								
MARION	\$26,459.42	\$6,316.20	\$24,736.67	\$7,116.83	\$4,510.05	\$200.00	\$4,596.80	\$73,935.97
TOTAL	\$26,459.42	\$6,316.20	\$24,736.67	\$7,116.83	\$4,510.05	\$200.00	\$4,596.80	\$73,935.97
17 CIRCUIT								
MONONGALIA	\$32,600.00	\$2,754.10	\$15,599.98	\$8,899.68	\$5,117.55	\$1,138.50	\$1,763.08	\$67,872.89
TOTAL	\$32,600.00	\$2,754.10	\$15,599.98	\$8,899.68	\$5,117.55	\$1,138.50	\$1,763.08	\$67,872.89

**WEST VIRGINIA PUBLIC DEFENDER SERVICES
 TOTAL EXPENSES BY CATEGORY
 FISCAL YEAR 2004**

CIRCUIT COUNTY	EXPERT WITNESS	COURT REPORTER	INVESTIGATOR	TRAVEL	MISC OFFICE	PARALEGAL	OTHER	EXPENSE TOTAL
18 CIRCUIT								
PRESTON	\$17,315.10	\$439.60	\$0.00	\$4,838.10	\$1,184.73	\$546.00	\$300.74	\$24,624.27
TOTAL	\$17,315.10	\$439.60	\$0.00	\$4,838.10	\$1,184.73	\$546.00	\$300.74	\$24,624.27
19 CIRCUIT								
BARBOUR	\$0.00	\$743.05	\$0.00	\$689.03	\$163.98	\$0.00	\$18.00	\$1,614.06
TAYLOR	\$3,450.00	\$100.85	\$0.00	\$275.44	\$524.90	\$3.00	\$232.00	\$4,586.19
TOTAL	\$3,450.00	\$843.90	\$0.00	\$964.47	\$688.88	\$3.00	\$250.00	\$6,200.25
20 CIRCUIT								
RANDOLPH	\$0.00	\$1,311.00	\$377.37	\$3,552.90	\$2,946.00	\$2,841.80	\$1,037.18	\$12,066.25
TOTAL	\$0.00	\$1,311.00	\$377.37	\$3,552.90	\$2,946.00	\$2,841.80	\$1,037.18	\$12,066.25
21 CIRCUIT								
GRANT	\$6,170.00	\$120.39	\$133.30	\$1,698.04	\$500.90	\$0.00	\$2.19	\$8,624.82
MINERAL	\$23,670.94	\$1,811.10	\$5,254.10	\$3,222.39	\$2,727.42	\$33.00	\$2,729.00	\$39,447.95
TUCKER	\$1,750.00	\$589.05	\$319.55	\$924.48	\$176.69	\$556.00	\$309.43	\$4,625.20
TOTAL	\$31,590.94	\$2,520.54	\$5,706.95	\$5,844.91	\$3,405.01	\$589.00	\$3,040.62	\$52,697.97
22 CIRCUIT								
HAMPSHIRE	\$15,223.78	\$60.00	\$3,413.16	\$2,072.55	\$3,006.29	\$880.00	\$487.54	\$25,143.32
HARDY	\$13,692.61	\$0.00	\$800.77	\$2,469.47	\$1,280.52	\$32.00	\$253.54	\$18,528.91
PENDLETON	\$6,131.25	\$0.00	\$0.00	\$3,826.36	\$690.54	\$0.00	\$2,104.65	\$12,752.80
TOTAL	\$35,047.64	\$60.00	\$4,213.93	\$8,368.38	\$4,977.35	\$912.00	\$2,845.73	\$56,425.03
23 CIRCUIT								
BERKELEY	\$40,201.75	\$6,977.15	\$7,641.30	\$6,860.47	\$4,749.49	\$1,029.00	\$15,792.60	\$83,251.76
JEFFERSON	\$16,144.57	\$3,113.45	\$1,285.45	\$2,647.46	\$1,170.17	\$614.00	\$360.00	\$25,335.10
MORGAN	\$16,035.91	\$2,068.95	\$3,460.80	\$1,995.65	\$807.06	\$0.00	\$7,740.00	\$32,108.37
TOTAL	\$72,382.23	\$12,159.55	\$12,387.55	\$11,503.58	\$6,726.72	\$1,643.00	\$23,892.60	\$140,695.23
24 CIRCUIT								
WAYNE	\$0.00	\$115.50	\$14,428.12	\$6,969.39	\$2,620.74	\$5,293.65	\$10,081.05	\$39,508.45
TOTAL	\$0.00	\$115.50	\$14,428.12	\$6,969.39	\$2,620.74	\$5,293.65	\$10,081.05	\$39,508.45
25 CIRCUIT								
BOONE	\$1,518.35	\$3,618.45	\$4,163.33	\$1,115.68	\$2,231.07	\$0.00	\$153.54	\$12,800.42
LINCOLN	\$1,245.00	\$65.45	\$19,454.40	\$7,634.38	\$1,538.90	\$408.05	\$0.00	\$30,346.18
TOTAL	\$2,763.35	\$3,683.90	\$23,617.73	\$8,750.06	\$3,769.97	\$408.05	\$153.54	\$43,146.60

**WEST VIRGINIA PUBLIC DEFENDER SERVICES
 TOTAL EXPENSES BY CATEGORY
 FISCAL YEAR 2004**

CIRCUIT COUNTY	EXPERT WITNESS	COURT REPORTER	INVESTIGATOR	TRAVEL	MISC OFFICE	PARALEGAL	OTHER	EXPENSE TOTAL
26 CIRCUIT								
LEWIS	\$4,035.00	\$114.00	\$659.92	\$6,215.34	\$1,035.11	\$414.48	\$388.97	\$12,862.82
UPSHUR	\$4,079.84	\$324.05	\$3,291.09	\$5,483.81	\$1,490.52	\$517.47	\$0.00	\$15,186.78
TOTAL	\$8,114.84	\$438.05	\$3,951.01	\$11,699.15	\$2,525.63	\$931.95	\$388.97	\$28,049.60
27 CIRCUIT								
WYOMING	\$8,702.48	\$318.70	\$56,772.59	\$1,573.08	\$774.68	\$1,667.00	\$6,250.12	\$76,058.65
TOTAL	\$8,702.48	\$318.70	\$56,772.59	\$1,573.08	\$774.68	\$1,667.00	\$6,250.12	\$76,058.65
28 CIRCUIT								
NICHOLAS	\$0.00	\$23.10	\$237.22	\$1,698.77	\$819.13	\$0.00	\$0.00	\$2,778.22
TOTAL	\$0.00	\$23.10	\$237.22	\$1,698.77	\$819.13	\$0.00	\$0.00	\$2,778.22
29 CIRCUIT								
PUTNAM	\$1,468.75	\$3,231.60	\$2,486.42	\$7,231.11	\$2,293.07	\$0.00	\$3,117.86	\$19,828.81
TOTAL	\$1,468.75	\$3,231.60	\$2,486.42	\$7,231.11	\$2,293.07	\$0.00	\$3,117.86	\$19,828.81
30 CIRCUIT								
MINGO	\$55.00	\$0.00	\$1,541.02	\$9,427.00	\$2,146.54	\$484.20	\$218.96	\$13,872.72
TOTAL	\$55.00	\$0.00	\$1,541.02	\$9,427.00	\$2,146.54	\$484.20	\$218.96	\$13,872.72
31 CIRCUIT								
MONROE	\$0.00	\$46.20	\$1,721.98	\$2,859.84	\$956.66	\$0.00	\$14.99	\$5,599.67
SUMMERS	\$193.20	\$1,751.95	\$4,319.04	\$4,499.49	\$888.03	\$0.00	\$5.50	\$11,657.21
TOTAL	\$193.20	\$1,798.15	\$6,041.02	\$7,359.33	\$1,844.69	\$0.00	\$20.49	\$17,256.88
STATE TOTAL	\$381,575.50	\$70,625.85	\$577,200.83	\$246,938.12	\$95,836.64	\$36,334.49	\$113,203.82	\$1,521,715.25

**APPOINTED COUNSEL DIRECT
EXPENSE CLAIMS
BY CASE TYPE**

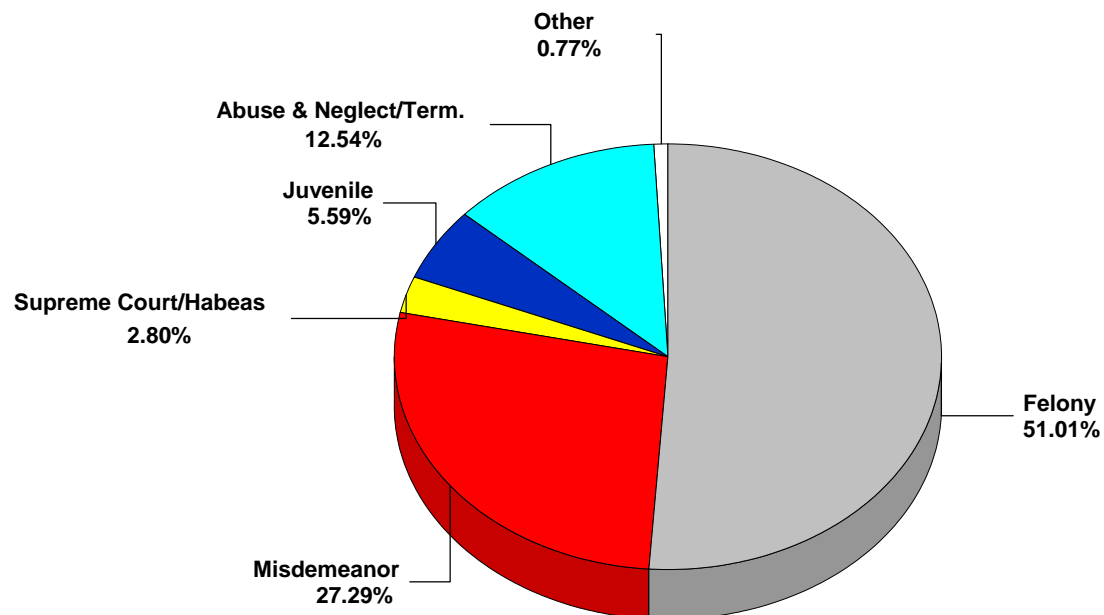
APPOINTED COUNSEL DIRECT EXPENSE CLAIMS PAID IN FY 2004

Felony	529
Misdemeanor	283
Supreme Court/Habeas	29
Juvenile	58
Abuse & Neglect/Term.	130
Other	8

Parole/Probation Rev., Mag. Ct. Appeal,
Mandamus/Prohibition, Extradition,
Contempt, Fugitive, Other

TOTAL CLAIMS PAID	1,037
--------------------------	--------------

APPOINTED COUNSEL DIRECT EXPENSE CLAIMS PAID FY 2004 BY CASE TYPE



**WEST VIRGINIA PUBLIC DEFENDER SERVICES
 TOTAL DIRECT EXPENSE CLAIMS PAID FY 2004**

CIRCUIT COUNTY	FELONY	MISD.	MENTAL HYGIENE	JUVENILE	PAROLE PROBAT REV	TERM ABUSE	HABEAS SUP. CT.	OTHER	TOTAL CLAIMS
01 CIRCUIT	18	0	0	1	0	6	3	0	28
03 CIRCUIT	15	13	0	1	0	2	2	0	33
04 CIRCUIT	154	218	0	11	0	48	10	0	441
05 CIRCUIT	22	1	0	0	0	2	1	0	26
06 CIRCUIT	18	0	0	5	0	5	1	0	29
07 CIRCUIT	2	0	0	0	0	1	0	0	3
08 CIRCUIT	1	0	0	0	0	0	0	0	1
09 CIRCUIT	20	0	0	0	0	6	1	0	27
10 CIRCUIT	9	2	0	0	0	1	0	0	12
11 CIRCUIT	4	1	0	0	0	0	0	0	5
13 CIRCUIT	25	1	0	1	0	5	1	0	33
14 CIRCUIT	8	0	0	0	0	2	1	0	11
15 CIRCUIT	10	2	0	1	0	1	2	0	16
16 CIRCUIT	31	0	0	10	1	7	1	2	52
17 CIRCUIT	19	1	0	5	0	0	1	0	26
18 CIRCUIT	1	0	0	0	0	2	3	0	6
19 CIRCUIT	4	0	0	0	0	0	0	0	4
20 CIRCUIT	1	0	0	0	0	2	0	0	3
21 CIRCUIT	23	0	0	1	0	6	0	0	30
22 CIRCUIT	8	1	0	9	0	7	1	0	26
23 CIRCUIT	46	0	0	10	1	14	0	1	72
24 CIRCUIT	5	0	0	0	0	0	0	1	6
25 CIRCUIT	21	0	0	0	0	5	0	0	26
26 CIRCUIT	5	2	0	1	0	4	0	0	12
27 CIRCUIT	38	39	0	0	0	3	0	2	82
29 CIRCUIT	10	0	0	1	0	0	1	0	12
30 CIRCUIT	2	0	0	0	0	0	0	0	2
31 CIRCUIT	9	2	0	1	0	1	0	0	13
STATE TOTAL	529	283		58	2	130	29	6	1,037

**WEST VIRGINIA PUBLIC DEFENDER SERVICES
 TOTAL DIRECT EXPENSE CLAIMS PAID FY 2004**

CIRCUIT COUNTY	FELONY	MISD.	MENTAL HYGIENE	JUVENILE	PAROLE PROBAT REV	TERM ABUSE	HABEAS SUP. CT.	OTHER	TOTAL CLAIMS
01 CIRCUIT									
BROOKE	4	0	0	0	0	1	0	0	5
HANCOCK	5	0	0	0	0	0	0	0	5
OHIO	9	0	0	1	0	5	3	0	18
TOTAL	18	0	0	1	0	6	3	0	28
03 CIRCUIT									
DODDRIDGE	3	2	0	0	0	1	2	0	8
PLEASANTS	1	3	0	0	0	1	0	0	5
RITCHIE	11	8	0	1	0	0	0	0	20
TOTAL	15	13	0	1	0	2	2	0	33
04 CIRCUIT									
WIRT	11	1	0	0	0	0	0	0	12
WOOD	143	217	0	11	0	48	10	0	429
TOTAL	154	218	0	11	0	48	10	0	441
05 CIRCUIT									
CALHOUN	2	0	0	0	0	0	0	0	2
JACKSON	8	0	0	0	0	0	1	0	9
MASON	10	0	0	0	0	0	0	0	10
ROANE	2	1	0	0	0	2	0	0	5
TOTAL	22	1	0	0	0	2	1	0	26
06 CIRCUIT									
CABELL	18	0	0	5	0	5	1	0	29
TOTAL	18	0	0	5	0	5	1	0	29
07 CIRCUIT									
LOGAN	2	0	0	0	0	1	0	0	3
TOTAL	2	0	0	0	0	1	0	0	3
08 CIRCUIT									
MCDOWELL	1	0	0	0	0	0	0	0	1
TOTAL	1	0	0	0	0	0	0	0	1
09 CIRCUIT									
MERCER	20	0	0	0	0	6	1	0	27
TOTAL	20	0	0	0	0	6	1	0	27
10 CIRCUIT									
RALEIGH	9	2	0	0	0	1	0	0	12
TOTAL	9	2	0	0	0	1	0	0	12
11 CIRCUIT									
GREENBRIER	2	1	0	0	0	0	0	0	3
POCAHONTAS	2	0	0	0	0	0	0	0	2
TOTAL	4	1	0	0	0	0	0	0	5
13 CIRCUIT									
KANAWHA	25	1	0	1	0	5	1	0	33
TOTAL	25	1	0	1	0	5	1	0	33
14 CIRCUIT									
BRAXTON	5	0	0	0	0	0	0	0	5
GILMER	1	0	0	0	0	0	1	0	2
WEBSTER	2	0	0	0	0	2	0	0	4
TOTAL	8	0	0	0	0	2	1	0	11

**WEST VIRGINIA PUBLIC DEFENDER SERVICES
 TOTAL DIRECT EXPENSE CLAIMS PAID FY 2004**

CIRCUIT COUNTY	FELONY	MISD.	MENTAL HYGIENE	JUVENILE	PAROLE PROBAT REV	TERM ABUSE	HABEAS SUP. CT.	OTHER	TOTAL CLAIMS
15 CIRCUIT									
HARRISON	10	2	0	1	0	1	2	0	16
TOTAL	10	2	0	1	0	1	2	0	16
16 CIRCUIT									
MARION	31	0	0	10	1	7	1	2	52
TOTAL	31	0	0	10	1	7	1	2	52
17 CIRCUIT									
MONONGALIA	19	1	0	5	0	0	1	0	26
TOTAL	19	1	0	5	0	0	1	0	26
18 CIRCUIT									
PRESTON	1	0	0	0	0	2	3	0	6
TOTAL	1	0	0	0	0	2	3	0	6
19 CIRCUIT									
TAYLOR	4	0	0	0	0	0	0	0	4
TOTAL	4	0	0	0	0	0	0	0	4
20 CIRCUIT									
RANDOLPH	1	0	0	0	0	2	0	0	3
TOTAL	1	0	0	0	0	2	0	0	3
21 CIRCUIT									
GRANT	5	0	0	0	0	1	0	0	6
MINERAL	17	0	0	1	0	3	0	0	21
TUCKER	1	0	0	0	0	2	0	0	3
TOTAL	23	0	0	1	0	6	0	0	30
22 CIRCUIT									
HAMPSHIRE	3	1	0	3	0	4	0	0	11
HARDY	4	0	0	5	0	3	0	0	12
PENDLETON	1	0	0	1	0	0	1	0	3
TOTAL	8	1	0	9	0	7	1	0	26
23 CIRCUIT									
BERKELEY	28	0	0	6	0	3	0	0	37
JEFFERSON	6	0	0	3	1	6	0	1	17
MORGAN	12	0	0	1	0	5	0	0	18
TOTAL	46	0	0	10	1	14	0	1	72
24 CIRCUIT									
WAYNE	5	0	0	0	0	0	0	1	6
TOTAL	5	0	0	0	0	0	0	1	6
25 CIRCUIT									
BOONE	7	0	0	0	0	4	0	0	11
LINCOLN	14	0	0	0	0	1	0	0	15
TOTAL	21	0	0	0	0	5	0	0	26
26 CIRCUIT									
LEWIS	1	0	0	1	0	2	0	0	4
UPSHUR	4	2	0	0	0	2	0	0	8
TOTAL	5	2	0	1	0	4	0	0	12
27 CIRCUIT									
WYOMING	38	39	0	0	0	3	0	2	82
TOTAL	38	39	0	0	0	3	0	2	82

**WEST VIRGINIA PUBLIC DEFENDER SERVICES
 TOTAL DIRECT EXPENSE CLAIMS PAID FY 2004**

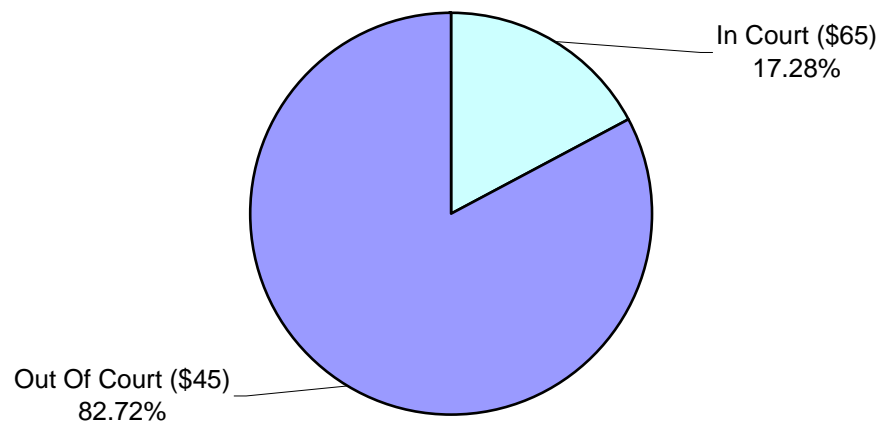
CIRCUIT COUNTY	FELONY	MISD.	MENTAL HYGIENE	JUVENILE	PAROLE PROBAT REV	TERM ABUSE	HABEAS SUP. CT.	OTHER	TOTAL CLAIMS
29 CIRCUIT									
PUTNAM	10	0	0	1	0	0	1	0	12
TOTAL	10	0	0	1	0	0	1	0	12
30 CIRCUIT									
MINGO	2	0	0	0	0	0	0	0	2
TOTAL	2	0	0	0	0	0	0	0	2
31 CIRCUIT									
MONROE	1	2	0	0	0	0	0	0	3
SUMMERS	8	0	0	1	0	1	0	0	10
TOTAL	9	2	0	1	0	1	0	0	13
STATE TOTAL	529	283	0	58	2	130	29	6	1,037

**APPOINTED COUNSEL HOURS PAID
IN COURT/OUT OF COURT**

APPOINTED COUNSEL HOURS PAID IN COURT/OUT OF COURT FOR FY 2004

In Court (\$65)	46,858.7
Out Of Court (\$45)	224,374.6
Total Hours Paid	271,233.3

APPOINTED COUNSEL HOURS PAID FY 2004 IN COURT/OUT OF COURT



**WEST VIRGINIA PUBLIC DEFENDER SERVICES
 APPOINTED COUNSEL IN/OUT OF COURT HOURS
 FISCAL YEAR 2004**

CIRCUIT	IN COURT	OUT OF COURT	TOTAL HOURS	
01	CIRCUIT TOTAL	1,886.4	12,319.9	14,206.3
02	CIRCUIT TOTAL	733.6	3,125.7	3,859.3
03	CIRCUIT TOTAL	815.7	5,809.4	6,625.1
04	CIRCUIT TOTAL	3,865.4	25,795.2	29,660.6
05	CIRCUIT TOTAL	2,456.6	9,789.0	12,245.6
06	CIRCUIT TOTAL	2,891.8	7,444.4	10,336.2
07	CIRCUIT TOTAL	1,359.7	7,206.3	8,566.0
08	CIRCUIT TOTAL	803.9	3,169.1	3,973.0
09	CIRCUIT TOTAL	2,338.6	6,426.6	8,765.2
10	CIRCUIT TOTAL	1,297.1	6,056.0	7,353.1
11	CIRCUIT TOTAL	534.8	2,969.1	3,503.9
12	CIRCUIT TOTAL	233.7	1,764.7	1,998.4
13	CIRCUIT TOTAL	3,514.8	12,405.0	15,919.8
14	CIRCUIT TOTAL	1,645.7	9,318.6	10,964.3
15	CIRCUIT TOTAL	575.6	5,145.9	5,721.5
16	CIRCUIT TOTAL	2,177.6	15,986.4	18,164.0
17	CIRCUIT TOTAL	1,923.3	10,942.9	12,866.2
18	CIRCUIT TOTAL	396.0	2,769.9	3,165.9
19	CIRCUIT TOTAL	752.2	6,723.3	7,475.5
20	CIRCUIT TOTAL	1,119.2	5,214.9	6,334.1
21	CIRCUIT TOTAL	1,218.0	7,193.2	8,411.2
22	CIRCUIT TOTAL	1,868.2	8,357.4	10,225.6
23	CIRCUIT TOTAL	3,036.0	7,481.8	10,517.8
24	CIRCUIT TOTAL	1,133.4	3,625.3	4,758.7
25	CIRCUIT TOTAL	2,126.6	7,828.5	9,955.1
26	CIRCUIT TOTAL	1,985.8	8,248.9	10,234.7
27	CIRCUIT TOTAL	907.3	7,289.2	8,196.5
28	CIRCUIT TOTAL	445.6	1,789.1	2,234.7
29	CIRCUIT TOTAL	1,566.7	6,810.6	8,377.3
30	CIRCUIT TOTAL	687.2	2,762.8	3,450.0
31	CIRCUIT TOTAL	562.2	2,605.4	3,167.6
STATE TOTAL	46,858.7	224,374.6	271,233.3	

**WEST VIRGINIA PUBLIC DEFENDER SERVICES
 APPOINTED COUNSEL IN/OUT OF COURT HOURS
 FISCAL YEAR 2004**

CIRCUIT/COUNTY	IN COURT	OUT OF COURT	TOTAL HOURS
01 CIRCUIT			
BROOKE	298.0	1,579.2	1,877.2
HANCOCK	466.2	2,269.9	2,736.1
OHIO	1,122.2	8,470.8	9,593.0
TOTAL	1,886.4	12,319.9	14,206.3
02 CIRCUIT			
MARSHALL	367.0	1,610.8	1,977.8
TYLER	126.9	530.1	657.0
WETZEL	239.7	984.8	1,224.5
TOTAL	733.6	3,125.7	3,859.3
03 CIRCUIT			
DODDRIDGE	306.3	2,032.8	2,339.1
PLEASANTS	181.0	1,365.7	1,546.7
RITCHIE	328.4	2,410.9	2,739.3
TOTAL	815.7	5,809.4	6,625.1
04 CIRCUIT			
WIRT	226.5	1,300.2	1,526.7
WOOD	3,638.9	24,495.0	28,133.9
TOTAL	3,865.4	25,795.2	29,660.6
05 CIRCUIT			
CALHOUN	88.7	299.8	388.5
JACKSON	595.0	2,347.9	2,942.9
MASON	1,102.8	5,264.2	6,367.0
ROANE	670.1	1,877.1	2,547.2
TOTAL	2,456.6	9,789.0	12,245.6
06 CIRCUIT			
CABELL	2,891.8	7,444.4	10,336.2
TOTAL	2,891.8	7,444.4	10,336.2
07 CIRCUIT			
LOGAN	1,359.7	7,206.3	8,566.0
TOTAL	1,359.7	7,206.3	8,566.0
08 CIRCUIT			
MCDOWELL	803.9	3,169.1	3,973.0
TOTAL	803.9	3,169.1	3,973.0
09 CIRCUIT			
MERCER	2,338.6	6,426.6	8,765.2
TOTAL	2,338.6	6,426.6	8,765.2
10 CIRCUIT			
RALEIGH	1,297.1	6,056.0	7,353.1
TOTAL	1,297.1	6,056.0	7,353.1
11 CIRCUIT			
GREENBRIER	327.3	1,672.3	1,999.6
POCAHONTAS	207.5	1,296.8	1,504.3
TOTAL	534.8	2,969.1	3,503.9
12 CIRCUIT			
FAYETTE	233.7	1,764.7	1,998.4
TOTAL	233.7	1,764.7	1,998.4

**WEST VIRGINIA PUBLIC DEFENDER SERVICES
 APPOINTED COUNSEL IN/OUT OF COURT HOURS
 FISCAL YEAR 2004**

CIRCUIT/COUNTY	IN COURT	OUT OF COURT	TOTAL HOURS
13 CIRCUIT			
KANAWHA	3,514.8	12,405.0	15,919.8
TOTAL	3,514.8	12,405.0	15,919.8
14 CIRCUIT			
BRAXTON	485.4	2,767.6	3,253.0
CLAY	382.8	1,873.3	2,256.1
GILMER	172.6	1,105.4	1,278.0
WEBSTER	604.9	3,572.3	4,177.2
TOTAL	1,645.7	9,318.6	10,964.3
15 CIRCUIT			
HARRISON	575.6	5,145.9	5,721.5
TOTAL	575.6	5,145.9	5,721.5
16 CIRCUIT			
MARION	2,177.6	15,986.4	18,164.0
TOTAL	2,177.6	15,986.4	18,164.0
17 CIRCUIT			
MONONGALIA	1,923.3	10,942.9	12,866.2
TOTAL	1,923.3	10,942.9	12,866.2
18 CIRCUIT			
PRESTON	396.0	2,769.9	3,165.9
TOTAL	396.0	2,769.9	3,165.9
19 CIRCUIT			
BARBOUR	295.6	2,864.3	3,159.9
TAYLOR	456.6	3,859.0	4,315.6
TOTAL	752.2	6,723.3	7,475.5
20 CIRCUIT			
RANDOLPH	1,119.2	5,214.9	6,334.1
TOTAL	1,119.2	5,214.9	6,334.1
21 CIRCUIT			
GRANT	263.2	1,532.0	1,795.2
MINERAL	897.8	5,260.0	6,157.8
TUCKER	57.0	401.2	458.2
TOTAL	1,218.0	7,193.2	8,411.2
22 CIRCUIT			
HAMPSHIRE	999.9	3,794.5	4,794.4
HARDY	631.5	2,806.4	3,437.9
PENDLETON	236.8	1,756.5	1,993.3
TOTAL	1,868.2	8,357.4	10,225.6
23 CIRCUIT			
BERKELEY	2,043.8	4,502.2	6,546.0
JEFFERSON	604.7	1,896.8	2,501.5
MORGAN	387.5	1,082.8	1,470.3
TOTAL	3,036.0	7,481.8	10,517.8
24 CIRCUIT			
WAYNE	1,133.4	3,625.3	4,758.7
TOTAL	1,133.4	3,625.3	4,758.7
25 CIRCUIT			
BOONE	1,186.9	3,815.7	5,002.6
LINCOLN	939.7	4,012.8	4,952.5
TOTAL	2,126.6	7,828.5	9,955.1

**WEST VIRGINIA PUBLIC DEFENDER SERVICES
 APPOINTED COUNSEL IN/OUT OF COURT HOURS
 FISCAL YEAR 2004**

CIRCUIT/COUNTY	IN COURT	OUT OF COURT	TOTAL HOURS
26 CIRCUIT			
LEWIS	852.3	3,438.6	4,290.9
UPSHUR	1,133.5	4,810.3	5,943.8
TOTAL	1,985.8	8,248.9	10,234.7
27 CIRCUIT			
WYOMING	907.3	7,289.2	8,196.5
TOTAL	907.3	7,289.2	8,196.5
28 CIRCUIT			
NICHOLAS	445.6	1,789.1	2,234.7
TOTAL	445.6	1,789.1	2,234.7
29 CIRCUIT			
PUTNAM	1,566.7	6,810.6	8,377.3
TOTAL	1,566.7	6,810.6	8,377.3
30 CIRCUIT			
MINGO	687.2	2,762.8	3,450.0
TOTAL	687.2	2,762.8	3,450.0
31 CIRCUIT			
MONROE	240.7	870.5	1,111.2
SUMMERS	321.5	1,734.9	2,056.4
TOTAL	562.2	2,605.4	3,167.6
STATE TOTAL	46,858.7	224,374.6	271,233.3

**APPOINTED COUNSEL CLAIMS PAID
BY CASE TYPE**

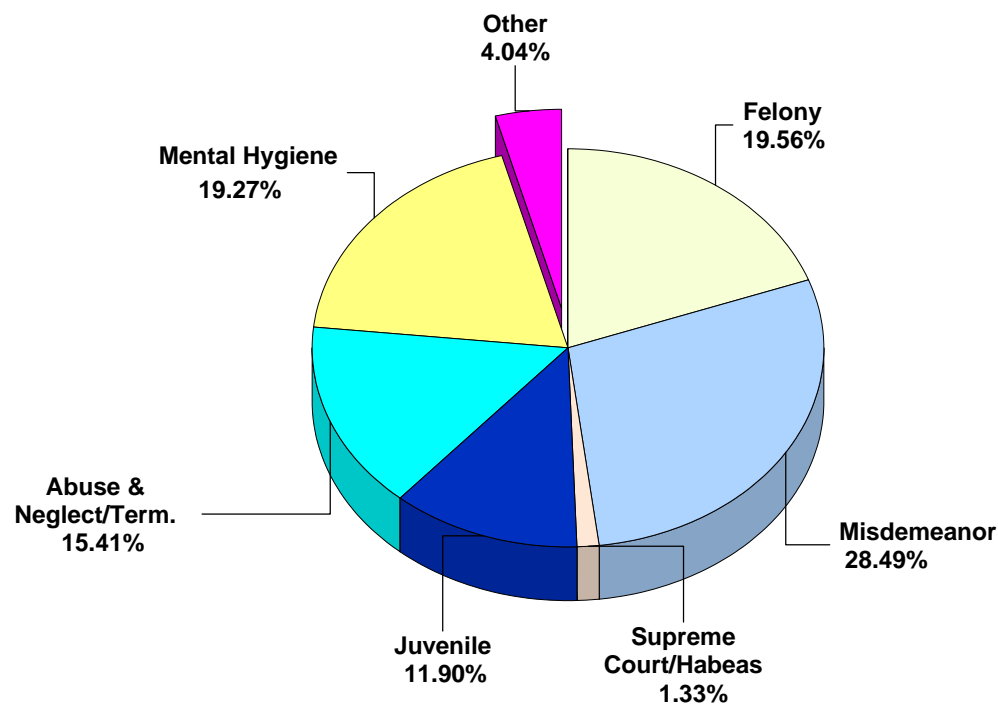
APPOINTED COUNSEL CLAIMS PAID IN FY 2004

Felony	4,565
Misdemeanor	6,647
Supreme Court/Habeas	311
Juvenile	2,776
Abuse & Neglect/Term.	3,597
Mental Hygiene	4,496
Other	943

Parole/Probation Rev., Mag. Ct. Appeal, Mandamus/Prohibition, Extradition, Contempt, Fugitive, Other
--

TOTAL CLAIMS PAID	23,335
--------------------------	---------------

APPOINTED COUNSEL CLAIMS PAID FY 2004 BY CASE TYPE



**WEST VIRGINIA PUBLIC DEFENDER SERVICES
 APPOINTED COUNSEL CLAIMS PAID BY CASE TYPE
 FISCAL YEAR 2004**

CIRCUIT	FELONY	MISD	MENTAL HYGIENE	JUVENILE	PAROLE PROBAT REV	TERM ABUSE	HABEAS SUP. CT.	OTHER	TOTAL CLAIMS
01 CIRCUIT TOTAL	156	172	286	79	17	246	13	8	977
02 CIRCUIT TOTAL	23	45	177	42	5	54	5	7	358
03 CIRCUIT TOTAL	101	161	29	34	7	50	8	12	402
04 CIRCUIT TOTAL	592	1,413	360	262	53	254	36	62	3,032
05 CIRCUIT TOTAL	224	288	155	58	24	136	15	31	931
06 CIRCUIT TOTAL	228	125	1,008	265	12	184	24	19	1,865
07 CIRCUIT TOTAL	118	300	0	100	24	81	9	10	642
08 CIRCUIT TOTAL	43	56	0	27	1	46	7	2	182
09 CIRCUIT TOTAL	168	154	45	27	16	190	12	7	619
10 CIRCUIT TOTAL	115	97	84	58	3	179	4	5	545
11 CIRCUIT TOTAL	66	47	66	16	2	46	2	2	247
12 CIRCUIT TOTAL	33	44	0	10	2	32	4	3	128
13 CIRCUIT TOTAL	295	414	933	175	21	198	17	19	2,072
14 CIRCUIT TOTAL	184	270	25	73	13	127	6	28	726
15 CIRCUIT TOTAL	84	94	24	50	6	40	11	4	313
16 CIRCUIT TOTAL	279	373	212	220	59	226	26	49	1,444
17 CIRCUIT TOTAL	190	390	249	83	17	80	10	47	1,066
18 CIRCUIT TOTAL	17	9	0	11	2	64	11	2	116
19 CIRCUIT TOTAL	146	261	31	189	13	162	3	22	827
20 CIRCUIT TOTAL	121	233	67	105	11	52	3	12	604
21 CIRCUIT TOTAL	167	208	29	198	30	74	7	8	721
22 CIRCUIT TOTAL	164	240	17	65	30	110	12	16	654
23 CIRCUIT TOTAL	186	85	3	82	16	271	23	8	674
24 CIRCUIT TOTAL	82	61	72	77	8	87	7	9	403
25 CIRCUIT TOTAL	140	73	48	133	14	102	4	19	533
26 CIRCUIT TOTAL	139	162	430	116	44	192	7	20	1,110
27 CIRCUIT TOTAL	159	396	2	45	1	76	1	3	683
28 CIRCUIT TOTAL	42	36	6	13	5	74	2	2	180
29 CIRCUIT TOTAL	126	262	93	108	10	38	10	14	661
30 CIRCUIT TOTAL	53	51	26	18	2	94	11	8	263
31 CIRCUIT TOTAL	124	127	19	37	11	32	1	6	357
STATE TOTAL	4,565	6,647	4,496	2,776	479	3,597	311	464	23,335

**WEST VIRGINIA PUBLIC DEFENDER SERVICES
 APPOINTED COUNSEL CLAIMS PAID BY CASE TYPE
 FISCAL YEAR 2004**

CIRCUIT COUNTY	FELONY	MISD	MENTAL HYGIENE	JUVENILE	PAROLE PROBATION REV	TERM ABUSE	HABEAS SUP. CT.	OTHER	TOTAL CLAIMS
01 CIRCUIT									
BROOKE	20	26	35	11	1	31	0	0	124
HANCOCK	67	33	19	6	10	26	1	3	165
OHIO	69	113	232	62	6	189	12	5	688
TOTAL	156	172	286	79	17	246	13	8	977
02 CIRCUIT									
MARSHALL	13	37	123	23	1	27	1	4	229
TYLER	4	5	2	7	1	15	1	3	38
WETZEL	6	3	52	12	3	12	3	0	91
TOTAL	23	45	177	42	5	54	5	7	358
03 CIRCUIT									
DODDRIDGE	32	43	7	11	2	12	4	4	115
PLEASANTS	21	53	11	5	2	9	1	3	105
RITCHIE	48	65	11	18	3	29	3	5	182
TOTAL	101	161	29	34	7	50	8	12	402
04 CIRCUIT									
WIRT	50	25	3	16	2	13	2	1	112
WOOD	542	1,388	357	246	51	241	34	61	2,920
TOTAL	592	1,413	360	262	53	254	36	62	3,032
05 CIRCUIT									
CALHOUN	4	3	8	3	1	15	1	1	36
JACKSON	47	26	18	9	4	55	11	6	176
MASON	148	237	119	36	16	23	2	22	603
ROANE	25	22	10	10	3	43	1	2	116
TOTAL	224	288	155	58	24	136	15	31	931
06 CIRCUIT									
CABELL	228	125	1,008	265	12	184	24	19	1,865
TOTAL	228	125	1,008	265	12	184	24	19	1,865
07 CIRCUIT									
LOGAN	118	300	0	100	24	81	9	10	642
TOTAL	118	300	0	100	24	81	9	10	642
08 CIRCUIT									
MCDOWELL	43	56	0	27	1	46	7	2	182
TOTAL	43	56	0	27	1	46	7	2	182
09 CIRCUIT									
MERCER	168	154	45	27	16	190	12	7	619
TOTAL	168	154	45	27	16	190	12	7	619
10 CIRCUIT									
RALEIGH	115	97	84	58	3	179	4	5	545
TOTAL	115	97	84	58	3	179	4	5	545

**WEST VIRGINIA PUBLIC DEFENDER SERVICES
 APPOINTED COUNSEL CLAIMS PAID BY CASE TYPE
 FISCAL YEAR 2004**

CIRCUIT COUNTY	FELONY	MISD	MENTAL HYGIENE	JUVENILE	PAROLE PROBATION REV	TERM ABUSE	HABEAS SUP. CT.	OTHER	TOTAL CLAIMS
11 CIRCUIT									
GREENBRIER	44	25	54	11	2	36	2	1	175
POCAHONTAS	22	22	12	5	0	10	0	1	72
TOTAL	66	47	66	16	2	46	2	2	247
12 CIRCUIT									
FAYETTE	33	44	0	10	2	32	4	3	128
TOTAL	33	44	0	10	2	32	4	3	128
13 CIRCUIT									
KANAWHA	295	414	933	175	21	198	17	19	2,072
TOTAL	295	414	933	175	21	198	17	19	2,072
14 CIRCUIT									
BRAXTON	58	87	7	20	4	23	2	10	211
CLAY	29	67	14	14	3	30	0	8	165
GILMER	23	40	3	10	0	14	2	6	98
WEBSTER	74	76	1	29	6	60	2	4	252
TOTAL	184	270	25	73	13	127	6	28	726
15 CIRCUIT									
HARRISON	84	94	24	50	6	40	11	4	313
TOTAL	84	94	24	50	6	40	11	4	313
16 CIRCUIT									
MARION	279	373	212	220	59	226	26	49	1,444
TOTAL	279	373	212	220	59	226	26	49	1,444
17 CIRCUIT									
MONONGALIA	190	390	249	83	17	80	10	47	1,066
TOTAL	190	390	249	83	17	80	10	47	1,066
18 CIRCUIT									
PRESTON	17	9	0	11	2	64	11	2	116
TOTAL	17	9	0	11	2	64	11	2	116
19 CIRCUIT									
BARBOUR	63	120	8	67	2	64	0	9	333
TAYLOR	83	141	23	122	11	98	3	13	494
TOTAL	146	261	31	189	13	162	3	22	827
20 CIRCUIT									
RANDOLPH	121	233	67	105	11	52	3	12	604
TOTAL	121	233	67	105	11	52	3	12	604
21 CIRCUIT									
GRANT	40	20	13	27	8	16	0	3	127
MINERAL	117	176	14	170	22	53	5	5	562
TUCKER	10	12	2	1	0	5	2	0	32
TOTAL	167	208	29	198	30	74	7	8	721

**WEST VIRGINIA PUBLIC DEFENDER SERVICES
 APPOINTED COUNSEL CLAIMS PAID BY CASE TYPE
 FISCAL YEAR 2004**

CIRCUIT COUNTY	FELONY	MISD	MENTAL HYGIENE	JUVENILE	PAROLE PROBATION REV	TERM ABUSE	HABEAS SUP. CT.	OTHER	TOTAL CLAIMS
22 CIRCUIT									
HAMPSHIRE	85	129	8	23	7	71	3	7	333
HARDY	55	95	8	26	17	30	3	7	241
PENDLETON	24	16	1	16	6	9	6	2	80
TOTAL	164	240	17	65	30	110	12	16	654
23 CIRCUIT									
BERKELEY	102	39	2	39	2	193	14	2	393
JEFFERSON	55	42	1	36	10	51	7	5	207
MORGAN	29	4	0	7	4	27	2	1	74
TOTAL	186	85	3	82	16	271	23	8	674
24 CIRCUIT									
WAYNE	82	61	72	77	8	87	7	9	403
TOTAL	82	61	72	77	8	87	7	9	403
25 CIRCUIT									
BOONE	46	47	1	82	7	66	2	7	258
LINCOLN	94	26	47	51	7	36	2	12	275
TOTAL	140	73	48	133	14	102	4	19	533
26 CIRCUIT									
LEWIS	50	56	370	29	8	81	2	9	605
UPSHUR	89	106	60	87	36	111	5	11	505
TOTAL	139	162	430	116	44	192	7	20	1,110
27 CIRCUIT									
WYOMING	159	396	2	45	1	76	1	3	683
TOTAL	159	396	2	45	1	76	1	3	683
28 CIRCUIT									
NICHOLAS	42	36	6	13	5	74	2	2	180
TOTAL	42	36	6	13	5	74	2	2	180
29 CIRCUIT									
PUTNAM	126	262	93	108	10	38	10	14	661
TOTAL	126	262	93	108	10	38	10	14	661
30 CIRCUIT									
MINGO	53	51	26	18	2	94	11	8	263
TOTAL	53	51	26	18	2	94	11	8	263
31 CIRCUIT									
MONROE	45	80	13	20	3	8	1	1	171
SUMMERS	79	47	6	17	8	24	0	5	186
TOTAL	124	127	19	37	11	32	1	6	357
STATE TOTAL	4,565	6,647	4,496	2,776	479	3,597	311	464	23,335

**APPOINTED COUNSEL AVERAGE COST
BY PRIMARY CHARGE**

**WEST VIRGINIA PUBLIC DEFENDER SERVICES
 AVERAGE COSTS BY PRIMARY CHARGE FOR FY 2004
 DESCENDING ORDER BY TOTAL \$**

CRIMINAL CHARGE	AVERAGE	TOTAL \$	# of CLAIMS
ABUSE & NEGLECT	\$1,089.15	\$3,889,367.89	3,571
JUVENILE	\$481.58	\$1,336,867.12	2,776
MURDER	\$4,316.31	\$858,946.33	199
CONTROLLED SUBSTANCES	\$701.51	\$719,745.03	1,026
DOMESTIC VIOLENCE	\$393.91	\$634,199.27	1,610
MENTAL HYGIENE	\$108.54	\$487,976.56	4,496
ASSAULT & BATTERY	\$432.24	\$407,604.92	943
SEXUAL ASSAULT	\$1,656.41	\$344,533.94	208
HABEAS CORPUS	\$1,989.82	\$342,248.37	172
BURGLARY	\$915.33	\$332,263.86	363
SUPREME COURT APPEAL	\$2,117.98	\$294,399.33	139
GRAND LARCENY	\$826.49	\$277,701.26	336
BREAKING & ENTERING	\$851.10	\$264,693.32	311
MAL WOUNDING/ASSAULT	\$950.96	\$261,513.71	275
FORGERY & UTTERING	\$707.80	\$258,347.67	365
DUI 1ST OFFENSE	\$380.11	\$255,816.96	673
SUSPEND/REV LICENSE	\$429.46	\$240,924.46	561
DUI 3RD OFFENSE	\$856.43	\$239,799.92	280
PAROLE/PROBATION	\$499.59	\$239,302.23	479
SEXUAL ABUSE	\$1,644.00	\$174,264.35	106
KIDNAPPING	\$2,512.66	\$173,373.51	69
AGGRAVATED ROBBERY	\$1,871.27	\$162,800.42	87
OBSTRUCTION JUSTICE	\$396.22	\$149,770.21	378
DUI 2ND OFFENSE	\$487.38	\$146,212.50	300
DESTRUCTION OF PROPERTY	\$402.29	\$133,962.54	333
ROBBERY	\$1,420.01	\$123,540.49	87
PETIT LARCENY	\$395.31	\$119,384.64	302
CONSPIRACY	\$892.09	\$106,158.91	119
FALSE PRETENSES	\$670.40	\$102,571.14	153
FRAUD	\$639.74	\$93,402.47	146
DUI W/ INJURY	\$2,251.47	\$87,807.20	39
REC/TRANS STOLEN PRO	\$495.68	\$84,265.24	170
ARSON	\$1,331.93	\$82,579.81	62
WANTON ENDANGERMENT	\$1,017.60	\$81,407.85	80
ATTEMPT	\$845.60	\$65,957.03	78
SENTENCE REDUCTION	\$463.32	\$60,694.84	131
FAIL PAY CHILD SUPPORT	\$658.54	\$60,585.87	92
FALSE SWEARING	\$490.20	\$51,470.88	105
MAGISTRATE APPEAL	\$1,195.03	\$50,191.07	42
EMBEZZLEMENT	\$858.66	\$48,084.68	56
FLEEING VEHICLE W/DUI	\$762.17	\$44,968.21	59
FUGITIVE/JUSTICE	\$473.68	\$39,315.50	83

**WEST VIRGINIA PUBLIC DEFENDER SERVICES
 AVERAGE COSTS BY PRIMARY CHARGE FOR FY 2004
 DESCENDING ORDER BY TOTAL \$**

CRIMINAL CHARGE	AVERAGE	TOTAL \$	# of CLAIMS
CONTRIBUTE DEL MINOR	\$423.87	\$37,300.93	88
WELFARE FRAUD	\$753.95	\$36,943.34	49
HOME CONFINEMENT	\$367.68	\$33,458.43	91
OTHER	\$537.56	\$33,328.53	62
BRANDISHING WEAPON	\$401.46	\$32,919.81	82
HARASSMENT	\$395.85	\$31,271.95	79
SHOPLIFTING	\$490.91	\$28,963.88	59
ACCESSORY	\$607.54	\$27,339.31	45
DEADLY WEAPON	\$400.66	\$25,241.41	63
UNDER AGE DRINKING	\$306.56	\$24,830.98	81
AIDING & ABETTING	\$1,153.30	\$24,219.21	21
TERM PARENTAL RIGHTS	\$904.65	\$23,520.77	26
RESISTING ARREST	\$511.81	\$23,031.23	45
DISORDERLY CONDUCT	\$482.93	\$19,800.24	41
FAIL TO REG SEX OFFENDER	\$761.21	\$19,791.45	26
INTIMIDATE WITNESS	\$912.80	\$19,168.85	21
RECKLESS DRIVING	\$340.70	\$16,694.25	49
DNR CHARGE	\$512.72	\$15,894.38	31
LEAVE SCENE ACCIDENT	\$385.04	\$15,401.71	40
RECIDIVIST	\$2,510.76	\$15,064.58	6
FAILURE TO APPEAR	\$423.59	\$14,825.63	35
PORNOGRAPHY	\$2,370.13	\$14,220.75	6
INDECENT EXPOSURE	\$481.33	\$13,958.57	29
JOYRIDING	\$394.45	\$13,017.01	33
CRUELTY TO ANIMALS	\$437.04	\$10,925.95	25
GUARDIAN CHILDREN	\$931.61	\$10,247.67	11
PERMITTING DUI	\$416.22	\$9,989.17	24
NEGLIGENT HOMICIDE	\$1,354.85	\$9,483.92	7
UNLAWFUL WOUNDING	\$429.40	\$9,446.69	22
STALKING	\$399.16	\$9,180.71	23
TRESPASSING	\$260.43	\$9,114.99	35
EXTRADITION	\$209.69	\$8,387.70	40
JAIL ESCAPE	\$717.41	\$7,891.55	11
PROHIBITION	\$2,470.17	\$7,410.50	3
INCEST	\$1,209.38	\$7,256.30	6
INVOL MANSLAUGHTER	\$1,192.81	\$7,156.86	6
AUTO TAMPERING	\$529.30	\$6,351.65	12
MANDAMUS	\$1,092.63	\$5,463.16	5
ADULT ABUSE	\$849.69	\$5,098.14	6
DEL CONTRABAND INMATE	\$989.57	\$4,947.87	5
MAKE/USE EXPLOSIVES	\$908.07	\$4,540.36	5
SOLICIT/PROSTITUTION	\$450.43	\$4,504.33	10

**WEST VIRGINIA PUBLIC DEFENDER SERVICES
 AVERAGE COSTS BY PRIMARY CHARGE FOR FY 2004
 DESCENDING ORDER BY TOTAL \$**

CRIMINAL CHARGE	AVERAGE	TOTAL \$	# of CLAIMS
PERMIT UNAUTH/DRIVE	\$417.02	\$4,170.24	10
MOTOR VEHICLE SAFETY	\$296.07	\$3,848.97	13
CONTEMPT	\$206.72	\$3,721.01	18
FORFEITURE	\$3,405.32	\$3,405.32	1
CIVIL RIGHTS VIOLATION	\$662.38	\$2,649.50	4
SHOOT W/N 500 FEET	\$423.57	\$2,541.39	6
PEACE WARRANT	\$268.06	\$2,412.53	9
FAIL MAINTAIN CONTROL	\$398.29	\$1,991.44	5
WITNESS	\$302.73	\$1,816.40	6
DISTURB THE PEACE	\$250.08	\$1,750.56	7
TRUANCY	\$281.77	\$1,690.62	6
ANIMAL CONTROL	\$223.57	\$1,564.98	7
PUBLIC INTOXICATION	\$364.53	\$1,458.11	4
NO OPERATORS	\$1,334.26	\$1,334.26	1
COUNTERFEITING	\$257.29	\$1,286.46	5
NO PROOF OF INS	\$185.85	\$743.40	4
PERJURY	\$500.00	\$500.00	1
CONCEAL A MINOR	\$473.10	\$473.10	1
LITTERING	\$217.00	\$434.00	2
EXTORTION	\$120.20	\$120.20	1
STATE AVERAGE	\$628.44	\$14,664,538.72	23,335

**APPENDIX B:
PUBLIC DEFENDER CORPORATIONS
STATISTICAL INFORMATION**

**PUBLIC DEFENDER CORPORATIONS
BOARDS OF DIRECTORS CHAIRPERSONS
AS OF JUNE 30, 2004**

CIRCUIT	COUNTIES	CHAIRS
1 st	BROOKE HANCOCK OHIO	ARCH W. RILEY, ESQ., ACT. CHAIR Bailey, Riley, Buch & Harmon Riley Building, Suite 900 Post Office Box 631 Wheeling, West Virginia 26003
2 nd	MARSHALL TYLER WETZEL	VICKI VOORHIS, CHAIR 250 Foundry Street New Martinsville, West Virginia 26155
5 th	CALHOUN JACKSON MASON ROANE	JEANETTE ATKINSON, CHAIR Post Office Box 1049 Spencer, West Virginia 25276
6 th / 24 th	CABELL WAYNE	JOHN F. CYRUS, ESQ., CHAIR 636 Fourth Avenue Huntington, West Virginia 25701
7 th	LOGAN	DON WANDLING, ESQ., CHAIR 111 Stratton Street Logan, West Virginia 25601
8 th	MCDOWELL	RONALD HASSAN, ESQ., CHAIR Post Office Box 1054 Welch, West Virginia 24801
9 th	MERCER	WILLIAM O. HUFFMAN, ESQ., CHAIR 210 South Walker Street Princeton, West Virginia 24740
10 th	RALEIGH	TIM R. BERRY, CHAIR 612 Johnstown Road Beckley, West Virginia 25801
11 th	GREENBRIER POCAHONTAS	RONALD F. MILLER, CHAIR Route 6 Box 359 Lewisburg, West Virginia 24901
12 th	FAYETTE	D. CLINTON GALLAHER IV., ESQ., ACTING CHAIR Post Office Box 127 Fayetteville, West Virginia 25840

Public Defender Corporations Board Chairs Continued

CIRCUIT	COUNTIES	CHAIRS
13 th	KANAWHA	LONNIE SIMMONS, ESQ., CHAIR 604 Virginia Street, E.# 200 Charleston, West Virginia 25301
15 th	HARRISON	GEORGE F. FORDHAM JR.,ESQ., CHAIR 321 West Main Street Goff Building , Suite 500 Clarksburg, West Virginia 26301
18 th	PRESTON	CHARLES BROWN, ESQ., CHAIR 145 Seemont Drive Kingwood, West Virginia 26537
23 rd	BERKELEY JEFFERSON MORGAN	NORWOOD BENTLEY ESQ., ACT. CHAIR Post Office Box 1419 Martinsburg, West Virginia 25401
25 th	BOONE LINCOLN	GEORGE D. BLIZZARD, II., ESQ., CHAIR Post Office Box 69 Madison, West Virginia 25130
28 th	NICHOLAS	CLYDE BAILES, ACT. CHAIR c/o Community Trust 507 Main Street Post Office Box 400 Summersville, West Virginia 26651
30 th	MINGO	JANE MORAN, ESQ., CHAIR Post Office Box 171 Williamson, West Virginia 25661

**WV PUBLIC DEFENDER SERVICES GRANTS
 CASH DISBURSEMENTS TO PUBLIC DEFENDER CORPORATIONS
 JULY 1, 2003 TO JUNE 30, 2004**

CIRCUIT	CONTRACTUAL AMOUNTS	TOTAL FUNDS ALLOCATED TO EACH CIRCUIT	TOTAL DISBURSED
1ST	\$885,046.00	\$1,778.24	\$886,824.24
2ND	\$463,556.00	\$1,778.24	\$465,334.24
5TH	\$514,982.00	\$1,778.24	\$516,760.24
6TH / 24TH	\$1,122,036.00	\$1,778.24	\$1,123,814.24
7TH	\$466,754.00	\$1,778.24	\$468,532.24
8TH	\$339,415.00	\$1,778.24	\$341,193.24
9TH	\$747,632.00	\$1,778.24	\$749,410.24
10TH	\$721,648.00	\$1,778.24	\$723,426.24
11TH	\$433,009.00	\$1,778.24	\$434,787.24
12TH	\$362,652.00	\$1,778.24	\$364,430.24
13TH	\$2,769,347.00	\$1,778.16	\$2,771,125.16
15TH	\$949,319.00	\$1,778.24	\$951,097.24
18TH	\$350,816.00	\$1,778.24	\$352,594.24
23RD	\$1,385,410.00	\$1,778.24	\$1,387,188.24
25TH	\$508,177.00	\$1,778.24	\$509,955.24
28TH	\$261,270.00	\$1,778.24	\$263,048.24
30TH	<u>\$462,137.00</u>	<u>\$1,778.24</u>	<u>\$463,915.24</u>
TOTALS	<u><u>\$12,743,206.00</u></u>	<u><u>\$30,230.00</u></u>	<u><u>\$12,773,436.00</u></u> *

Notes: **Total Funds Allocated to Each Circuit** represents funds disbursed by the WVPDS on behalf of the Public Defender Corporations for Westlaw and State Auditor Transaction Fees.

**PUBLIC DEFENDER HOURS WORKED
BY ATTORNEY, BY MONTH**

**PUBLIC DEFENDER CORPORATIONS
 TIME REPORT FOR PERIOD 07/01/03 TO 06/30/04**

CIRCUIT	JUL	AUG	SEP	OCT	NOV	DEC	JAN	FEB	MAR	APR	MAY	JUN	TOTAL
1ST CIRCUIT													
BROGAN, JR.	213.60	194.00	180.90	107.60	194.70	196.80	197.60	202.10	210.80	204.60	166.40	194.80	2263.90
GARDILL	173.80	161.40	155.10	195.20	156.60	165.10	161.60	164.30	188.70	137.90	170.30	189.90	2019.90
MENDELSON	164.00	147.80	154.00	193.10	138.90	167.00	166.50	158.00	181.50	180.50	159.00	168.50	1978.80
MOORE	0.00	83.90	177.40	186.20	165.00	179.50	208.60	177.80	184.00	178.30	177.00	186.70	1904.40
PETTINI	155.60	0.00	0.00	0.00	0.00	0.00	0.00	0.00	0.00	0.00	0.00	0.00	155.60
SMITH	65.20	74.50	0.00	0.00	0.00	0.00	0.00	0.00	0.00	0.00	0.00	0.00	139.70
TWITTY	182.60	186.70	185.50	165.10	169.70	201.50	208.40	176.80	219.50	198.50	200.70	211.20	2306.20
WELLING	0.00	0.00	0.00	0.00	0.00	0.00	0.00	0.00	0.00	0.00	0.00	147.40	147.40
WOOD	204.30	218.30	206.80	175.20	163.30	206.00	190.00	207.30	226.10	229.60	185.70	191.10	2403.70
YOHO	0.00	0.00	0.00	94.90	98.50	75.50	154.80	149.80	176.60	108.80	166.10	182.40	1207.40
CIRCUIT TOTAL	1159.10	1066.60	1059.70	1117.30	1086.70	1191.40	1287.50	1236.10	1387.20	1238.20	1225.20	1472.00	14527.00
2ND CIRCUIT													
ANDERSON	177.90	174.20	170.20	179.60	154.80	173.60	166.70	146.10	184.00	177.00	159.60	176.30	2040.00
GAINER	167.70	162.90	158.10	166.60	147.30	169.80	152.70	139.30	174.90	166.00	147.60	163.90	1916.80
HART	163.80	158.40	160.40	166.60	141.20	165.30	153.60	131.20	168.60	156.00	144.40	155.50	1865.00
ZEHNDER	170.30	163.40	165.10	182.40	178.20	166.90	152.80	135.30	173.80	160.00	140.50	158.00	1946.70
CIRCUIT TOTAL	679.70	658.90	653.80	695.20	621.50	675.60	625.80	551.90	701.30	659.00	592.10	653.70	7768.50
5TH CIRCUIT													
BALDWIN	184.30	170.30	175.90	189.90	157.10	184.30	189.70	158.90	189.60	187.60	170.90	184.60	2143.10
BOSTIC	179.90	171.40	184.00	176.60	132.00	161.80	168.30	138.20	188.60	170.00	150.70	172.60	1994.10
MONK	188.00	174.50	177.00	193.00	164.00	179.00	181.90	184.60	193.50	180.50	177.30	190.00	2183.30
SHAVER	101.60	87.00	98.20	84.20	81.50	96.00	90.00	83.50	98.00	93.00	76.50	85.40	1074.90
STARCHER	143.80	130.60	139.50	131.50	105.80	133.60	123.10	113.40	122.10	120.00	91.40	104.30	1459.10
CIRCUIT TOTAL	797.60	733.80	774.60	775.20	640.40	754.70	753.00	678.60	791.80	751.10	666.80	736.90	8854.50

CIRCUIT	JUL	AUG	SEP	OCT	NOV	DEC	JAN	FEB	MAR	APR	MAY	JUN	TOTAL
6TH CIRCUIT													
BROWN R	180.60	168.10	176.00	183.60	161.90	183.30	169.90	72.50	0.00	0.00	0.00	0.00	1295.90
BRYSON	151.10	98.60	101.40	94.30	129.00	119.90	108.40	140.70	183.20	184.70	200.70	206.10	1718.10
BURTON	0.00	0.00	0.00	0.00	0.00	0.00	0.00	25.30	28.60	20.60	13.40	10.50	98.40
CARICO	172.10	151.90	170.90	163.10	129.60	157.10	158.60	150.70	167.00	160.70	160.10	177.10	1918.90
FRALEY	181.90	171.80	168.50	166.80	138.70	152.80	156.30	171.30	192.70	175.80	178.90	98.60	1954.10
FULLER	102.60	116.70	110.10	47.00	0.00	0.00	0.00	0.00	0.00	0.00	0.00	0.00	376.40
HENDERSON	209.50	216.70	196.70	233.70	186.40	209.90	200.60	194.70	208.70	211.10	208.30	238.90	2515.20
JORDAN	195.50	211.00	176.00	203.60	179.50	194.00	180.50	172.00	197.50	186.00	171.00	190.50	2257.10
LOCKWOOD	175.00	158.50	157.00	171.00	69.10	61.00	170.80	141.00	134.00	118.40	150.90	141.30	1648.00
MCCOY	0.00	0.00	0.00	0.00	9.50	36.90	89.00	65.40	86.10	5.70	0.00	0.00	292.60
WEED	182.10	172.80	163.20	179.00	147.60	168.00	150.70	162.20	199.80	190.50	158.40	192.70	2067.00
WILKINSON	178.40	167.40	186.50	185.00	146.00	177.30	161.90	170.70	184.60	163.20	159.40	192.40	2072.80
CIRCUIT TOTAL	1728.80	1633.50	1606.30	1627.10	1297.30	1460.20	1546.70	1466.50	1582.20	1416.70	1401.10	1448.10	18214.50
7TH CIRCUIT													
MERCERUIO	133.40	130.50	137.20	141.10	133.10	137.30	140.20	123.30	131.50	130.40	133.20	137.50	1608.70
NIKSA	170.70	157.50	154.10	163.10	139.70	162.70	57.10	0.00	0.00	0.00	0.00	0.00	1004.90
SMITH	0.00	84.50	137.50	86.50	66.00	141.70	115.40	125.60	146.20	168.30	147.70	146.10	1365.50
SPRADLING	95.40	177.30	130.20	59.80	102.10	34.90	136.80	179.10	175.20	150.10	134.70	159.60	1535.20
CIRCUIT TOTAL	399.50	549.80	559.00	450.50	440.90	476.60	449.50	428.00	452.90	448.80	415.60	443.20	5514.30
8TH CIRCUIT													
ANDERSON	92.20	86.90	72.80	83.90	83.90	101.20	159.40	166.80	137.50	137.20	148.40	157.20	1427.40
BLAIR	141.90	122.10	119.70	116.60	101.30	106.60	143.80	132.80	129.90	150.70	166.20	171.30	1602.90
LINKOUS	131.30	116.20	92.50	91.90	96.00	84.10	113.90	126.10	133.80	109.80	113.60	150.00	1359.20
CIRCUIT TOTAL	365.40	325.20	285.00	292.40	281.20	291.90	417.10	425.70	401.20	397.70	428.20	478.50	4389.50

CIRCUIT	JUL	AUG	SEP	OCT	NOV	DEC	JAN	FEB	MAR	APR	MAY	JUN	TOTAL
9TH CIRCUIT													
ASH	193.40	144.60	163.60	161.90	146.60	165.40	177.80	133.90	173.80	164.60	139.30	157.30	1922.20
BURKS	178.10	206.20	171.80	171.40	145.30	169.00	163.60	145.00	170.50	163.30	151.60	164.10	1999.90
FRENCH	174.70	169.00	186.40	177.10	139.30	161.20	165.00	141.60	160.60	153.90	146.60	151.30	1926.70
HUSN	2.50	96.90	112.10	141.40	133.20	176.40	168.80	132.70	156.80	154.20	122.30	141.20	1538.50
KEECH	200.40	171.40	182.10	180.60	159.20	177.40	165.40	149.80	188.30	159.10	154.00	161.10	2048.80
KROPAC	0.00	0.00	0.00	0.00	0.00	92.80	167.60	153.70	162.70	159.90	139.30	167.10	1043.10
MAIER	205.50	181.50	164.10	169.90	152.60	197.20	168.80	163.80	191.00	169.40	155.00	149.00	2067.80
SITLER	172.90	138.10	149.60	162.70	107.50	0.00	0.00	0.00	0.00	0.00	0.00	0.00	730.80
CIRCUIT TOTAL	1127.50	1107.70	1129.70	1165.00	983.70	1139.40	1177.00	1020.50	1203.70	1124.40	1008.10	1091.10	13277.80
10TH CIRCUIT													
BAILEY	0.00	0.00	0.00	142.90	168.60	188.30	178.30	162.00	193.10	177.70	171.00	176.70	1558.60
BUFINGTON	185.60	173.50	183.50	144.60	0.00	0.00	0.00	0.00	0.00	0.00	0.00	0.00	687.20
FRASHER	0.00	0.00	0.00	34.60	146.50	187.90	183.50	167.70	193.00	178.80	185.30	173.60	1450.90
GRIFFITH	144.70	164.50	147.10	170.70	156.00	157.40	166.10	155.60	176.30	154.20	140.70	158.30	1891.60
HAYDEN	183.00	0.00	0.00	0.00	0.00	0.00	0.00	0.00	0.00	0.00	0.00	0.00	183.00
MOORE	195.00	94.90	0.00	0.00	0.00	0.00	0.00	0.00	0.00	0.00	0.00	0.00	289.90
NOGGY	204.50	187.20	185.00	196.90	171.20	192.20	182.40	170.60	217.70	180.80	182.30	214.30	2285.10
RASHEED	0.00	0.00	0.00	0.00	0.00	0.00	0.00	0.00	0.00	0.00	148.30	185.70	334.00
SHUCK	186.70	171.50	178.50	187.30	160.00	186.50	178.50	160.50	187.50	176.00	168.50	178.00	2119.50
TURNER	192.00	161.00	176.00	174.00	160.00	186.00	178.00	161.50	189.50	176.00	170.00	176.00	2100.00
CIRCUIT TOTAL	1291.50	952.60	870.10	1051.00	962.30	1098.30	1066.80	977.90	1157.10	1043.50	1166.10	1262.60	12899.80
11TH CIRCUIT													
DANIELL	175.80	165.50	163.30	185.00	136.00	184.80	174.30	153.00	178.30	183.00	171.00	170.00	2040.00
HEBB	171.40	158.90	186.00	180.90	161.10	186.80	146.70	186.20	192.50	150.40	181.40	178.20	2080.50
LORENSEN	171.00	193.30	206.00	237.50	157.00	179.70	213.00	110.00	218.50	201.00	166.00	194.50	2247.50
PARAGAMIAN	178.90	172.30	188.80	179.50	144.90	175.80	155.60	151.40	199.20	176.50	148.80	173.90	2045.60
CIRCUIT TOTAL	697.10	690.00	744.10	782.90	599.00	727.10	689.60	600.60	788.50	710.90	667.20	716.60	8413.60
12TH CIRCUIT													
HURLEY	189.60	0.00	0.00	0.00	0.00	0.00	0.00	0.00	0.00	0.00	0.00	0.00	189.60
REES	176.50	175.80	171.60	193.40	206.30	188.70	174.40	165.00	179.70	176.40	174.40	194.20	2176.40
STANTONE	187.00	205.10	210.40	141.50	128.30	112.50	110.50	136.90	133.50	104.20	113.70	133.10	1716.70
CIRCUIT TOTAL	553.10	380.90	382.00	334.90	334.60	301.20	284.90	301.90	313.20	280.60	288.10	327.30	4082.70

CIRCUIT	JUL	AUG	SEP	OCT	NOV	DEC	JAN	FEB	MAR	APR	MAY	JUN	TOTAL
13TH CIRCUIT													
ANDERSON	185.30	164.70	168.30	186.00	157.90	184.60	183.50	169.80	186.50	175.80	169.00	182.50	2113.90
AYERS	211.30	216.20	208.30	191.80	178.10	222.00	217.10	212.40	218.50	219.50	203.40	198.10	2496.70
BROWN B	177.00	178.50	171.50	183.50	159.50	179.00	176.00	160.00	184.00	176.00	168.00	183.50	2096.50
CAMPBELL	182.80	164.50	182.00	181.50	131.40	181.50	158.20	161.50	158.80	186.00	170.50	179.50	2038.20
CARLTON	0.00	0.00	0.00	0.00	0.00	0.00	0.00	70.10	189.60	197.30	172.60	187.30	816.90
CASTELLE	204.00	176.20	209.50	196.50	166.30	183.60	185.00	171.00	196.60	203.90	181.70	191.30	2265.60
CATLETT R	191.40	172.20	182.50	188.00	164.10	188.60	178.80	162.50	187.30	177.80	173.30	186.80	2153.30
CHAUDHRY	168.40	166.90	181.20	172.10	165.00	197.60	208.60	178.70	183.50	204.80	40.30	0.00	1867.10
CHISOLM	184.70	171.70	179.80	183.90	162.60	187.60	182.10	173.10	185.90	175.60	169.80	180.50	2137.30
COGAR MURRAY	178.20	170.40	174.80	180.80	156.80	174.30	170.50	156.80	183.50	176.30	166.50	174.80	2063.70
CRAIG	246.00	192.50	180.30	191.30	201.00	254.30	225.50	169.20	227.00	209.30	175.30	202.80	2474.50
CUNNINGHAM	200.00	181.30	176.00	221.10	188.30	195.80	189.00	172.30	198.50	228.50	214.80	210.20	2375.80
DICKINSON	184.50	168.00	174.00	184.00	160.00	182.00	172.00	160.00	185.00	176.00	172.00	180.00	2097.50
EDELMAN	72.10	0.00	0.00	0.00	0.00	0.00	0.00	0.00	0.00	0.00	0.00	0.00	72.10
JACKSON	0.00	0.00	0.00	0.00	0.00	0.00	0.00	0.00	0.00	0.00	0.00	160.80	160.80
KENNEY	192.30	178.20	189.60	199.50	177.10	188.50	218.90	162.70	187.20	196.20	187.60	188.50	2266.30
MICHELSON	187.50	174.30	177.50	178.80	170.50	177.00	207.80	169.00	198.00	192.50	211.30	179.50	2223.70
MILLER	179.50	172.50	177.30	176.00	159.50	178.80	172.00	170.50	181.60	171.30	167.80	173.00	2079.80
PANUCCI	178.80	162.00	173.50	183.00	158.80	183.50	176.30	161.80	180.00	176.10	173.50	184.50	2091.80
SHAVERS-FLETCHER	183.30	129.00	177.50	178.50	176.30	167.30	171.90	162.00	188.30	174.50	173.50	176.50	2058.60
SHEETS	176.00	158.50	174.30	176.50	173.80	182.30	183.50	160.00	181.50	167.30	179.30	187.50	2100.50
STEWART	166.00	183.50	183.30	186.80	160.00	188.80	175.50	160.50	183.60	177.00	140.50	174.00	2079.50
SULLIVAN	127.00	166.10	176.10	180.00	175.00	171.00	169.50	157.00	182.50	175.00	175.00	181.00	2035.20
TARR	190.00	162.40	177.80	178.80	163.00	182.50	178.30	159.30	170.30	177.30	161.80	175.80	2077.30
WALDEN	184.40	162.30	177.40	182.90	156.10	182.00	174.50	156.20	155.60	176.00	91.00	152.10	1950.50
CIRCUIT TOTAL	4150.50	3771.90	3972.50	4081.30	3661.10	4132.60	4074.50	3736.40	4293.30	4290.00	3838.50	4190.50	48193.10

CIRCUIT	JUL	AUG	SEP	OCT	NOV	DEC	JAN	FEB	MAR	APR	MAY	JUN	TOTAL
15TH CIRCUIT													
BINEGAR													
DAVIS	156.40	137.70	143.90	179.20	143.20	155.10	153.50	146.20	267.60	150.50	156.00	158.50	1947.80
FOLIO	185.30	171.60	174.30	172.60	121.90	154.60	142.50	144.10	200.50	174.70	168.20	148.50	1958.80
HAGER	184.50	204.00	165.20	171.90	159.50	165.60	155.40	145.50	191.00	166.40	171.40	194.40	2074.80
REECE	162.30	157.50	162.20	165.30	121.90	75.50	0.00	0.00	0.00	0.00	0.00	0.00	844.70
SHOCKLEY	171.90	150.90	165.30	158.70	118.40	151.50	141.20	145.20	171.00	161.30	154.10	170.30	1859.80
SINKKANEN	193.40	155.50	158.00	167.20	127.20	151.00	163.30	147.30	204.10	162.30	155.90	179.00	1964.20
SKEEN	177.50	167.90	163.80	172.30	135.30	159.70	152.30	142.60	179.90	162.60	156.00	186.60	1956.50
ULRICH	223.50	164.80	170.50	191.70	143.70	153.00	170.10	152.30	191.70	176.30	155.40	189.70	2082.70
CIRCUIT TOTAL	1454.80	1309.90	1303.20	1378.90	1071.10	1166.00	1116.70	1157.50	1576.70	1320.20	1277.40	1395.80	15528.20
18TH CIRCUIT													
GOODRICH	165.40	162.90	160.10	174.60	167.00	169.10	175.60	143.60	172.00	195.70	151.80	177.00	2014.80
NIEHAUS	150.80	154.90	167.30	168.80	153.40	186.20	170.40	148.60	172.00	158.30	167.60	163.20	1961.50
VOORHIS	174.80	152.30	154.70	166.00	160.00	183.00	176.00	156.00	159.20	163.80	159.10	21.70	1826.60
CIRCUIT TOTAL	491.00	470.10	482.10	509.40	480.40	538.30	522.00	448.20	503.20	517.80	478.50	361.90	5802.90
23RD CIRCUIT													
ADAMS	174.80	177.00	168.00	187.30	160.00	172.00	177.50	165.50	178.00	192.00	169.00	176.50	2097.60
DAVIS	0.00	0.00	0.00	0.30	0.00	0.50	0.00	0.00	0.00	0.00	14.10	126.80	153.30
DEHAVEN	188.50	181.80	192.00	206.20	183.00	193.60	182.90	180.70	190.70	199.00	173.30	202.60	2274.30
DELANEY	242.00	214.00	199.00	189.60	147.00	186.50	165.00	191.50	186.50	164.50	168.00	168.00	2221.60
GREENBAUM	178.50	158.00	370.80	167.20	160.80	183.50	182.50	145.50	183.00	175.50	167.00	182.00	2254.30
KENT JR.	197.50	179.70	172.00	197.00	206.50	165.50	201.00	168.50	199.00	170.50	174.50	187.00	2218.70
LAWSON	194.50	141.50	177.00	186.00	154.30	180.50	164.50	144.00	177.00	131.50	169.50	170.00	1990.30
LEFEBURE	50.00	0.00	0.00	0.00	0.00	0.00	0.00	0.00	0.00	0.00	0.00	0.00	50.00
NIKSA	0.00	0.00	0.00	0.00	0.00	0.00	0.00	117.70	190.50	170.60	112.30	0.00	591.10
PHILLIPS	171.30	191.30	158.60	174.00	145.90	183.00	182.30	156.50	186.30	179.80	155.30	166.50	2050.80
RASHEED	167.00	143.00	163.50	165.60	152.90	176.40	174.50	153.50	162.70	120.00	0.00	0.00	1579.10
SPEAKER	180.00	174.30	174.50	172.80	139.00	191.00	178.30	146.50	187.50	176.00	170.00	178.00	2067.90
STANLEY	182.80	193.60	199.30	209.80	178.30	209.00	206.00	156.00	196.80	171.30	185.80	239.80	2328.50
WHITEOAK	180.00	161.00	163.80	167.80	156.00	178.00	175.00	166.50	182.30	177.00	166.00	167.80	2041.20
CIRCUIT TOTAL	2106.90	1915.20	2138.50	2023.60	1783.70	2019.50	1989.50	1892.40	2220.30	2027.70	1824.80	1965.00	23918.70

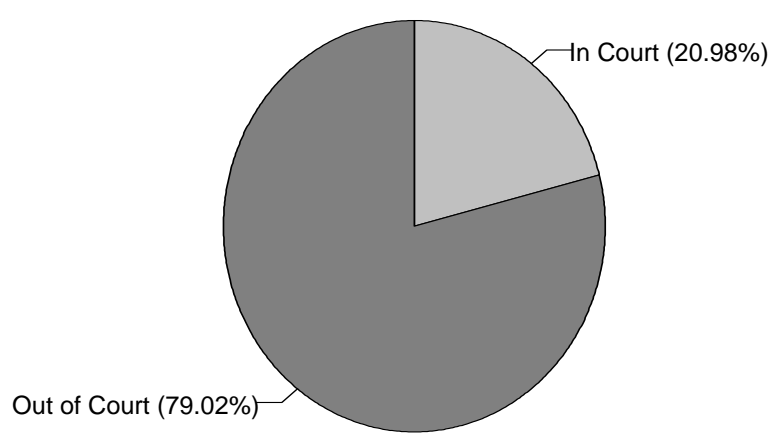
CIRCUIT	JUL	AUG	SEP	OCT	NOV	DEC	JAN	FEB	MAR	APR	MAY	JUN	TOTAL
24TH CIRCUIT													
PREECE	175.70	179.70	185.50	197.00	177.00	220.70	191.60	168.50	211.30	190.80	144.00	116.30	2158.10
QUEEN	183.50	146.20	153.30	164.20	160.00	183.60	198.00	164.00	176.50	179.00	163.10	182.50	2053.90
WILKINSON	6.60	7.50	5.40	5.00	5.90	5.80	11.80	3.50	8.30	14.80	8.10	7.70	90.40
CIRCUIT TOTAL	365.80	333.40	344.20	366.20	342.90	410.10	401.40	336.00	396.10	384.60	315.20	306.50	4302.40
25TH CIRCUIT													
BLEVINS	170.90	128.60	124.60	128.20	133.90	98.70	118.60	104.30	148.80	119.70	181.70	167.80	1625.80
LOCKWOOD	183.00	184.00	173.50	188.00	162.50	163.00	135.10	167.30	188.20	130.50	163.80	35.00	1873.90
MURPHY	183.40	180.40	187.70	187.80	165.60	203.60	190.80	192.10	189.20	186.30	175.00	205.40	2247.30
WHITE	186.50	175.40	180.90	189.20	175.40	203.90	190.30	159.50	186.70	186.80	182.80	174.80	2192.20
WOODS	173.10	167.50	180.50	187.90	171.10	178.00	185.90	159.80	193.60	181.60	166.00	186.20	2131.20
CIRCUIT TOTAL	896.90	835.90	847.20	881.10	808.50	847.20	820.70	783.00	906.50	804.90	869.30	769.20	10070.40
28TH CIRCUIT													
STANTON C	178.10	169.20	171.80	192.90	145.70	158.70	161.30	148.60	187.00	177.00	152.60	179.10	2022.00
WILLIAMS	176.00	167.90	172.60	169.60	137.80	165.20	158.30	145.30	188.50	179.50	152.00	179.50	1992.20
CIRCUIT TOTAL	354.10	337.10	344.40	362.50	283.50	323.90	319.60	293.90	375.50	356.50	304.60	358.60	4014.20
30TH CIRCUIT													
FOLEY	194.30	213.00	189.70	210.00	192.20	177.90	201.20	166.20	193.90	199.70	182.60	171.70	2292.40
JEWELL	0.00	0.00	0.00	0.00	0.00	0.00	0.00	0.00	0.00	0.00	0.00	119.90	119.90
KNOPP	177.50	101.50	249.80	188.30	123.90	126.20	169.20	137.90	158.20	176.50	162.00	177.90	1948.90
MCCUNE	157.50	152.50	159.20	168.70	148.30	148.20	150.30	163.30	165.90	193.00	133.40	128.40	1868.70
VAN ZANT	169.70	171.50	124.50	48.90	0.30	0.00	0.00	0.00	0.20	0.00	0.00	0.00	515.10
CIRCUIT TOTAL	699.00	638.50	723.20	615.90	464.70	452.30	520.70	467.40	518.20	569.20	478.00	597.90	6745.00
STATE TOTAL	19318.30	17711.00	18219.60	18510.40	16143.50	18006.30	18063.00	16802.50	19568.90	18341.80	17244.80	18575.40	216517.10

**PUBLIC DEFENDER HOURS WORKED
BY ATTORNEY
IN COURT/OUT OF COURT**

PUBLIC DEFENDER HOURS IN COURT/OUT OF COURT FY 2004

In Court	45435.70
Out of Court	171081.40
TOTAL HOURS	216517.10

PD HOURS IN COURT/OUT OF COURT FY 2004



**PUBLIC DEFENDER CORPORATIONS
 TIME REPORT FOR PERIOD 07/01/03 TO 06/30/04
 IN COURT/OUT OF COURT**

CIRCUIT	IN COURT	OUT OF COURT	TOTAL HOURS
1ST CIRCUIT			
BROGAN, JR.	391.80	1872.10	2263.90
GARDILL	487.80	1532.10	2019.90
MENDELSON	606.70	1372.10	1978.80
MOORE	339.60	1564.80	1904.40
PETTINI	10.60	145.00	155.60
SMITH	11.00	128.70	139.70
TWITTY	183.10	2123.10	2306.20
WELLING	15.40	132.10	147.50
WOOD	323.70	2080.00	2403.70
YOHO	121.70	1085.60	1207.30
CIRCUIT TOTAL	2491.40	12035.60	14527.00
2ND CIRCUIT			
ANDERSON	212.70	1827.30	2040.00
GAINER	144.80	1772.00	1916.80
HART	207.10	1657.90	1865.00
ZEHNDER	88.70	1858.00	1946.70
CIRCUIT TOTAL	653.30	7115.20	7768.50
5TH CIRCUIT			
BALDWIN	391.10	1752.00	2143.10
BOSTIC	418.70	1575.40	1994.10
MONK	414.00	1769.30	2183.30
SHAVER	219.50	855.40	1074.90
STARCHER	552.70	906.40	1459.10
CIRCUIT TOTAL	1996.00	6858.50	8854.50

CIRCUIT	IN COURT	OUT OF COURT	TOTAL HOURS
6TH CIRCUIT			
BROWN R	343.60	952.30	1295.90
BRYSON	618.20	1099.90	1718.10
BURTON	2.80	95.60	98.40
CAMPBELL	476.80	1442.10	1918.90
FRALEY	611.60	1342.50	1954.10
FULLER	0.00	376.40	376.40
HENDERSON	696.40	1818.80	2515.20
JORDAN	546.90	1710.20	2257.10
LOCKWOOD	530.30	1117.70	1648.00
MCCOY	107.90	184.70	292.60
WEED	434.30	1632.70	2067.00
WILKINSON	133.60	1939.20	2072.80
CIRCUIT TOTAL	4502.40	13712.10	18214.50
7TH CIRCUIT			
MERCERUIO	265.30	1343.40	1608.70
NISKA	340.60	664.30	1004.90
SMITH	196.50	1169.00	1365.50
SPRADLING	376.00	1159.20	1535.20
CIRCUIT TOTAL	1178.40	4335.90	5514.30
8TH CIRCUIT			
ANDERSON	201.80	1225.60	1427.40
BLAIR	527.00	1075.90	1602.90
LINKOUS	267.80	1091.40	1359.20
CIRCUIT TOTAL	996.60	3392.90	4389.50

CIRCUIT	IN COURT	OUT OF COURT	TOTAL HOURS
9TH CIRCUIT			
ASH	489.50	1432.70	1922.20
BURKS	256.60	1743.30	1999.90
FRENCH	373.50	1553.20	1926.70
HUSN	427.60	1110.90	1538.50
KEECH	337.80	1711.00	2048.80
KROPAC	177.20	865.90	1043.10
MAIER	388.10	1679.70	2067.80
SITLER	90.20	640.60	730.80
CIRCUIT TOTAL	2540.50	10737.30	13277.80
10TH CIRCUIT			
BAILEY	176.40	1382.20	1558.60
BUFFINGTON	281.90	405.30	687.20
FRASHER	346.30	1104.60	1450.90
GRIFFITH	562.40	1329.20	1891.60
HAYDEN	64.00	119.00	183.00
MOORE	144.00	145.90	289.90
NOGGY	337.50	1947.60	2285.10
RASHEED	93.70	240.30	334.00
SHUCK	895.50	1224.00	2119.50
TURNER	876.00	1224.00	2100.00
CIRCUIT TOTAL	3777.70	9122.10	12899.80
11TH CIRCUIT			
DANIELL	239.80	1800.20	2040.00
HEBB	373.10	1707.40	2080.50
LORENSEN	350.00	1897.50	2247.50
PARAGAMIAN	310.10	1735.50	2045.60
CIRCUIT TOTAL	1273.00	7140.60	8413.60
12TH CIRCUIT			
HURLEY	43.70	145.90	189.60
REES	574.20	1602.20	2176.40
STANTON E	409.40	1307.30	1716.70
CIRCUIT TOTAL	1027.30	3055.40	4082.70

CIRCUIT	IN COURT	OUT OF COURT	TOTAL HOURS
13TH CIRCUIT			
ANDERSON	468.10	1645.80	2113.90
AYERS	67.20	2429.50	2496.70
BROWN B	318.00	1778.50	2096.50
CAMPBELL	185.50	1852.70	2038.20
CARLTON	308.20	508.70	816.90
CASTELLE	108.00	2157.60	2265.60
CATLETT R	29.10	2124.20	2153.30
CHAUDHRY	485.40	1381.70	1867.10
CHISOLM	322.20	1815.10	2137.30
COGAR MURRAY	277.80	1785.90	2063.70
CRAIG	80.90	2393.60	2474.50
CUNNINGHAM	653.90	1721.90	2375.80
DICKINSON	425.50	1672.00	2097.50
EDELMAN	40.00	32.10	72.10
JACKSON	47.50	113.30	160.80
KENNEY	456.30	1810.00	2266.30
MICHELSON	318.30	1905.40	2223.70
MILLER	787.80	1292.00	2079.80
PANUCCI	148.60	1943.20	2091.80
SHAVERS-FLETCHER	272.30	1786.30	2058.60
SHEETS	411.10	1689.40	2100.50
STEWART	1138.10	941.40	2079.50
SULLIVAN	488.50	1546.70	2035.20
TARR	354.80	1722.50	2077.30
WALDEN	658.20	1292.30	1950.50
CIRCUIT TOTAL	8851.30	39341.80	48193.10

CIRCUIT	IN COURT	OUT OF COURT	TOTAL HOURS
15TH CIRCUIT			
BINEGAR	118.00	720.90	838.90
DAVIS	619.20	1328.60	1947.80
FOLIO	283.00	1675.80	1958.80
HAGER	556.90	1517.90	2074.80
REECE	118.50	726.20	844.70
SHOCKLEY	353.60	1506.20	1859.80
SINKKANEN	333.00	1631.20	1964.20
SKEEN	297.80	1658.70	1956.50
ULRICH	445.00	1637.70	2082.70
CIRCUIT TOTAL	3125.00	12403.20	15528.20
18TH CIRCUIT			
GOODRICH	343.10	1671.70	2014.80
NIEHAUS	312.80	1648.70	1961.50
VOORHIS	71.00	1755.60	1826.60
CIRCUIT TOTAL	726.90	5076.00	5802.90
23RD CIRCUIT			
ADAMS	251.60	1846.00	2097.60
DAVIS	7.60	145.70	153.30
DEHAVEN	712.20	1562.10	2274.30
DELANEY	436.00	1785.60	2221.60
GREENBAUM	549.00	1705.30	2254.30
KENT JR.	716.50	1502.20	2218.70
LAWSON	377.00	1613.30	1990.30
LEFEBURE	28.50	21.50	50.00
NIKSA	122.20	468.90	591.10
PHILLIPS	331.50	1719.30	2050.80
RASHEED	422.80	1156.30	1579.10
SPEAKER	490.50	1577.40	2067.90
STANLEY	640.70	1687.80	2328.50
WHITEOAK	470.10	1571.10	2041.20
CIRCUIT TOTAL	5556.20	18362.50	23918.70

CIRCUIT	IN COURT	OUT OF COURT	TOTAL HOURS
24TH CIRCUIT			
PREECE	924.80	1233.30	2158.10
QUEEN	875.50	1178.40	2053.90
WILKINSON	0.30	90.10	90.40
CIRCUIT TOTAL	1800.60	2501.80	4302.40
25TH CIRCUIT			
BLEVINS	493.10	1132.70	1625.80
LOCKWOOD	595.80	1278.10	1873.90
MURPHY	403.60	1843.70	2247.30
WHITE	353.70	1838.50	2192.20
WOODS	346.30	1784.90	2131.20
CIRCUIT TOTAL	2192.50	7877.90	10070.40
28TH CIRCUIT			
STANTON C	780.70	1241.30	2022.00
WILLIAMS	740.10	1252.10	1992.20
CIRCUIT TOTAL	1520.80	2493.40	4014.20
30TH CIRCUIT			
FOLEY	462.90	1829.50	2292.40
JEWELL	44.70	75.20	119.90
KNOPP	416.90	1532.00	1948.90
MCCUNE	214.40	1654.30	1868.70
VAN ZANT	86.90	428.20	515.10
CIRCUIT TOTAL	1225.80	5519.20	6745.00
STATE TOTAL	45435.70	171081.40	216517.10

**PUBLIC DEFENDER CORPORATIONS
CASES AND CHARGES REPRESENTED,
OPENED, AND CLOSED
BY CASE TYPE**

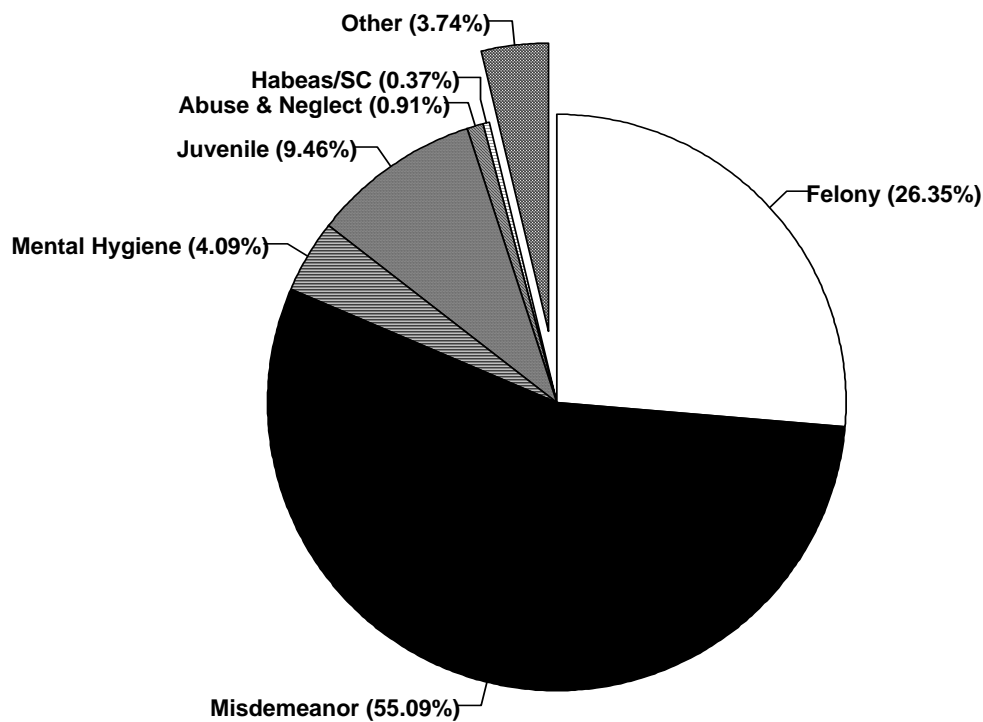
Public Defender Corporations Caseload for FY 2004 (CASES REPRESENTED)

Felony	7986
Misdemeanor	16700
Mental Hygiene	1239
Juvenile	2866
Abuse & Neglect	276
Habeas/SC	112
Other	1133

Parole/Probation Revoc.,
Extradition, and Contempt

Total Caseload 30312

PUBLIC DEFENDER CASELOAD FY 2004 by Case Type



**PUBLIC DEFENDER CORPORATIONS
 CASES REPRESENTED FY 2004
 INCLUDES CARRYOVER AND NEW OPENED CASES**

CIRCUIT/COUNTY	PAROLE										TOTAL
	FELONY	MISDEMEAN	MENTAL HYGIENE	JUVENILE	PROBAT. REVOCAT.	TERMIN./ ABUSE	HABEAS SC.	OTHER	TOTAL		
1ST CIRCUIT	387	1142	105	164	80	11	4	107	2000		
2ND CIRCUIT	165	434	0	159	30	22	2	25	837		
5TH CIRCUIT	195	493	78	34	1	30	2	14	847		
6TH CIRCUIT	1211	2338	6	561	43	15	2	7	4183		
7TH CIRCUIT	322	396	175	38	6	10	17	2	966		
8TH CIRCUIT	323	733	25	70	0	33	0	34	1218		
9TH CIRCUIT	487	1436	112	74	74	40	8	61	2292		
10TH CIRCUIT	592	1350	53	234	82	37	0	2	2350		
11TH CIRCUIT	174	351	104	82	18	13	9	51	802		
12TH CIRCUIT	174	367	16	12	1	5	5	35	615		
13TH CIRCUIT	1534	3368	0	354	41	0	45	58	5400		
15TH CIRCUIT	426	771	44	281	55	15	1	24	1617		
18TH CIRCUIT	122	136	42	40	17	10	2	26	395		
23RD CIRCUIT	1008	1483	113	357	37	0	11	42	3051		
24TH CIRCUIT	180	443	0	170	0	0	0	9	802		
25TH CIRCUIT	219	703	159	81	54	15	1	19	1251		
28TH CIRCUIT	159	320	44	41	4	16	3	12	599		
30TH CIRCUIT	308	436	163	114	10	4	0	52	1087		
TOTALS	7986	16700	1239	2866	553	276	112	580	30312		

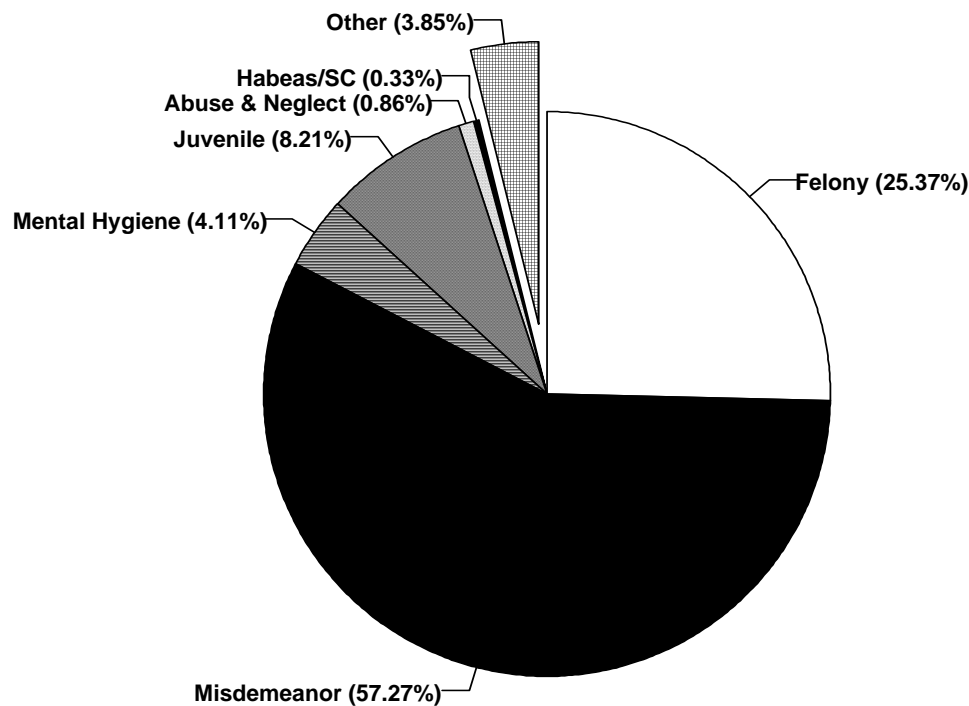
Public Defender Corporations New Open Cases for FY 2004

Felony	6754
Misdemeanor	15245
Mental Hygiene	1095
Juvenile	2185
Abuse & Neglect	228
Habeas/SC	88
Other	1025

Parole/Probation Revoc.,
Extradition, and Contempt

Total Caseload 26620

PUBLIC DEFENDER NEW OPEN CASES FY 2004 by Case Type



**PUBLIC DEFENDER CORPORATIONS
 NEW CASES OPENED BY CASE TYPE FOR FY 2004**

CIRCUIT	FELONY	MISDEMEAN	MENTAL HYGIENE	JUVENILE	PAROLE		TERMIN/ ABUSE	HABEAS/ SC	OTHER	TOTAL CASES
					PROBAT.	REVOCAT.				
1ST CIRCUIT	317	1041	2	122	68	10	2	91	1653	
2ND CIRCUIT	158	433	0	135	30	20	2	25	803	
5TH CIRCUIT	167	437	77	24	0	28	1	13	747	
6TH CIRCUIT	1035	2115	5	313	35	11	2	6	3522	
7TH CIRCUIT	287	383	174	24	6	8	17	2	901	
8TH CIRCUIT	257	577	24	54	0	20	0	30	962	
9TH CIRCUIT	441	1369	112	60	65	33	7	59	2146	
10TH CIRCUIT	500	1215	49	207	75	29	0	2	2077	
11TH CIRCUIT	153	335	101	55	15	13	6	48	726	
12TH CIRCUIT	163	367	16	11	1	4	2	35	599	
13TH CIRCUIT	1127	2970	0	278	41	0	35	57	4508	
15TH CIRCUIT	365	741	43	210	49	12	1	23	1444	
18TH CIRCUIT	104	126	40	24	16	9	1	26	346	
23RD CIRCUIT	912	1383	99	323	30	0	9	33	2789	
24TH CIRCUIT	163	431	0	162	0	0	0	9	765	
25TH CIRCUIT	190	621	158	59	47	13	1	19	1108	
28TH CIRCUIT	135	294	42	38	4	15	2	10	540	
30TH CIRCUIT	280	407	153	86	8	3	0	47	984	
TOTAL	6754	15245	1095	2185	490	228	88	535	26620	

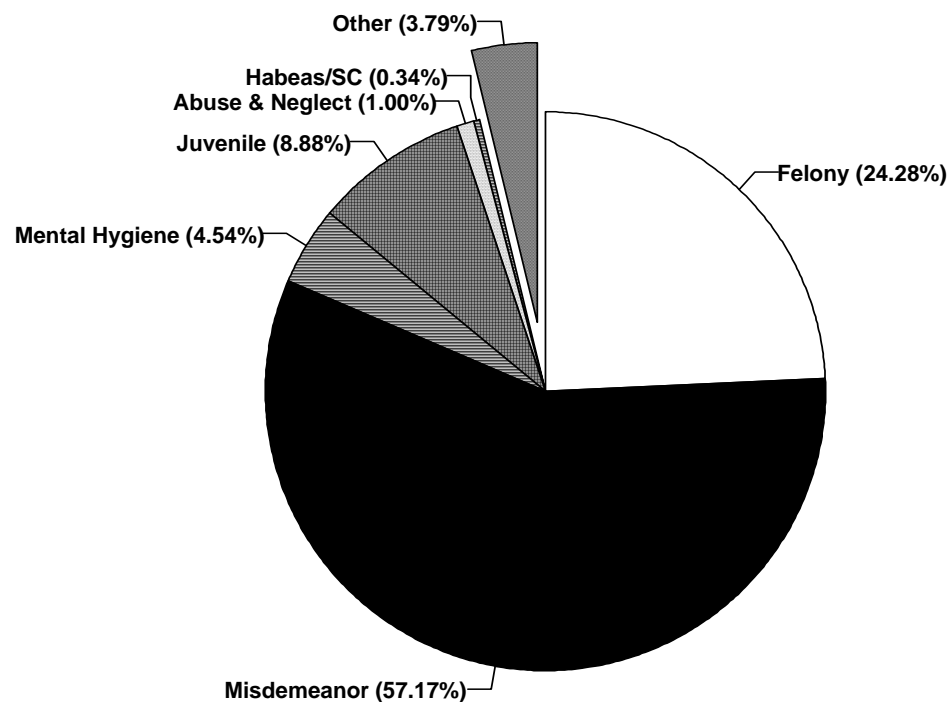
Public Defender Corporations Closed Cases for FY2004

Felony	5779
Misdemeanor	13607
Mental Hygiene	1081
Juvenile	2114
Abuse & Neglect	238
Habeas/SC	80
Other	901

Parole/Probation Revoc.,
Extradition, and Contempt

Total Caseload 23800

PUBLIC DEFENDER CLOSED CASES FY 2004 by Case Type



**PUBLIC DEFENDER CORPORATIONS
 NEW CASES CLOSED BY CASE TYPE FOR FY 2004**

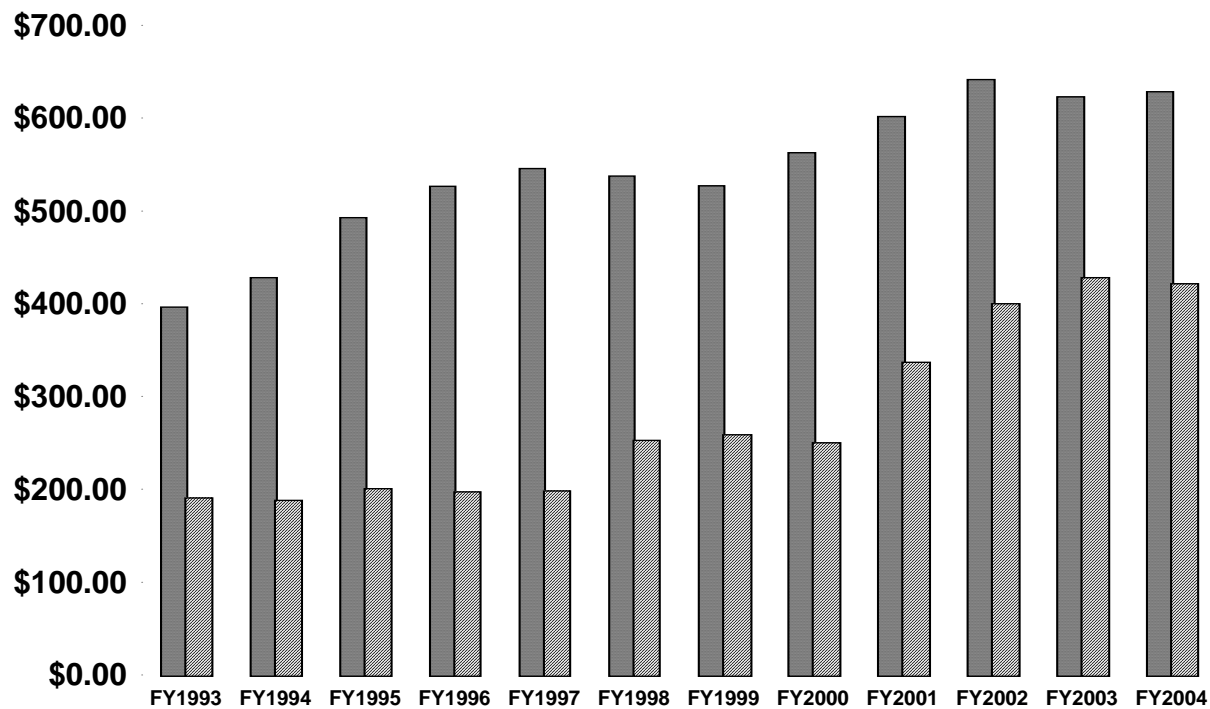
CIRCUIT	PAROLE										TOTAL CASES
	FELONY	MISDEMEAN	MENTAL HYGIENE	JUVENILE	PROBAT. REVOCAT	TERMIN/ ABUSE	HABEAS/ SC	OTHER	OTHER	CASES	
1ST CIRCUIT	296	1065	3	98	59	15	4	78	1618		
2ND CIRCUIT	162	436	0	176	29	24	6	23	856		
5TH CIRCUIT	157	400	76	25	1	26	1	13	699		
6TH CIRCUIT	874	1851	7	274	31	11	3	8	3059		
7TH CIRCUIT	277	353	172	58	7	13	17	2	899		
8TH CIRCUIT	200	622	17	55	0	7	1	26	928		
9TH CIRCUIT	393	1232	107	58	58	43	9	59	1959		
10TH CIRCUIT	465	1179	76	282	64	23	0	4	2093		
11TH CIRCUIT	131	272	91	46	14	8	3	31	596		
12TH CIRCUIT	140	311	18	9	0	5	2	38	523		
13TH CIRCUIT	803	2097	0	153	20	0	18	33	3124		
15TH CIRCUIT	324	756	40	193	57	9	2	34	1415		
18TH CIRCUIT	113	145	38	18	11	13	8	30	376		
23RD CIRCUIT	785	1331	93	293	26	0	4	35	2567		
24TH CIRCUIT	160	378	0	157	1	0	0	8	704		
25TH CIRCUIT	129	517	153	59	36	16	1	7	918		
28TH CIRCUIT	125	291	40	36	5	21	1	7	526		
30TH CIRCUIT	245	371	150	124	9	4	0	37	940		
TOTAL	5779	13607	1081	2114	428	238	80	473	23800		

**PUBLIC DEFENDER CORPORATIONS
 TOTAL CHARGES FOR NEW CASES OPENED FY 2004**

CIRCUIT COUNTY	PAROLE										HABEAS									
	FELONY		MISDEMEANOR		MENTAL HYGIENE		JUVENILE		PROBATION		REVOCAATION		TERMINATION/ ABUSE		SUP. COURT		OTHER			
	PRI	CHGS	PRI	CHGS	PRI	CHGS	PRI	CHGS	PRI	CHGS	PRI	CHGS	PRI	CHGS	PRI	CHGS	PRI	CHGS		
1ST CIRCUIT	317	463	1041	1610	2	2	122	138	68	68	10	21	2	2	2	2	91	94		
2ND CIRCUIT	158	486	433	738	0	0	135	245	30	31	20	32	2	2	2	2	25	25		
5TH CIRCUIT	167	361	437	908	77	77	24	41	0	0	28	59	1	1	1	1	13	13		
6TH CIRCUIT	1035	1492	2115	3285	5	7	313	376	35	35	11	15	2	2	2	2	6	6		
7TH CIRCUIT	287	742	383	838	174	174	24	28	6	6	8	9	17	17	17	17	2	2		
8TH CIRCUIT	257	657	577	1085	24	24	54	108	0	0	20	28	0	0	0	0	30	30		
9TH CIRCUIT	441	1321	1369	2390	112	112	60	95	65	65	33	61	7	7	7	7	59	59		
10TH CIRCUIT	500	1049	1215	2140	49	49	207	259	75	75	29	55	0	0	0	0	2	3		
11TH CIRCUIT	153	463	335	486	101	101	55	74	15	16	13	16	6	6	6	6	48	48		
12TH CIRCUIT	163	498	367	783	16	16	11	26	1	1	4	8	2	2	2	2	35	67		
13TH CIRCUIT	1127	2414	2970	5684	0	0	278	533	41	48	0	0	35	35	57	70	57	70		
15TH CIRCUIT	365	796	741	1283	43	43	210	279	49	49	12	12	1	1	1	1	23	30		
18TH CIRCUIT	104	284	126	285	40	40	24	47	16	16	9	9	1	1	1	1	26	27		
23RD CIRCUIT	912	1954	1383	2896	99	103	323	404	30	30	0	0	9	9	9	9	33	38		
24TH CIRCUIT	163	354	431	812	0	0	162	213	0	0	0	0	0	0	0	0	9	9		
25TH CIRCUIT	190	564	621	1332	158	158	59	105	47	47	13	20	1	1	1	1	19	22		
28TH CIRCUIT	135	345	294	456	42	42	38	50	4	9	15	21	2	2	2	2	10	10		
30TH CIRCUIT	280	627	407	740	153	154	86	104	8	8	3	5	0	0	0	0	47	59		
TOTAL	6754	14870	15245	27751	1095	1102	2185	3125	490	504	228	371	88	88	88	88	535	612		
																		48423		
																		26620		
																		TOTAL CHARGES		
																		TOTAL CASES		

**APPENDIX C:
APPOINTED COUNSEL/PUBLIC DEFENDER
COMPARISONS
AVERAGE COSTS BY JUDICIAL CIRCUIT**

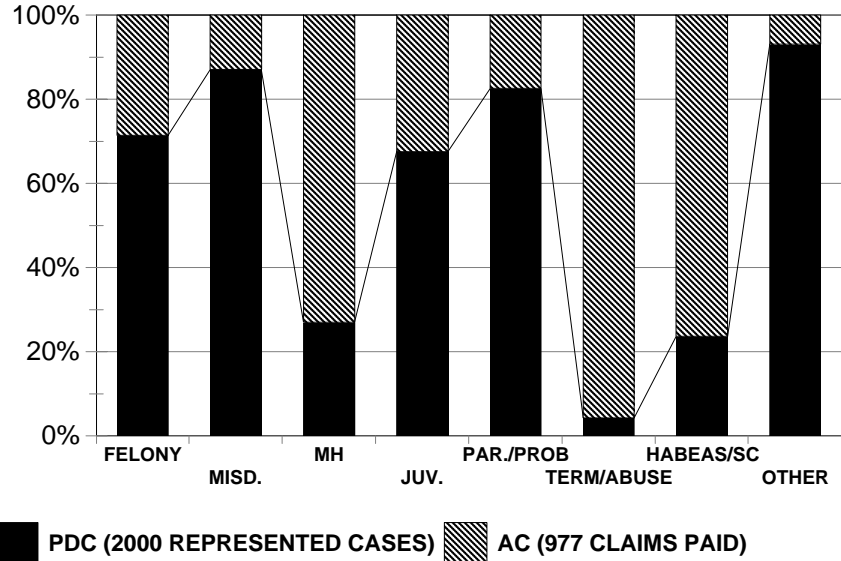
AC/PDC COST PER CLAIM/CASE FY1993 - FY2004



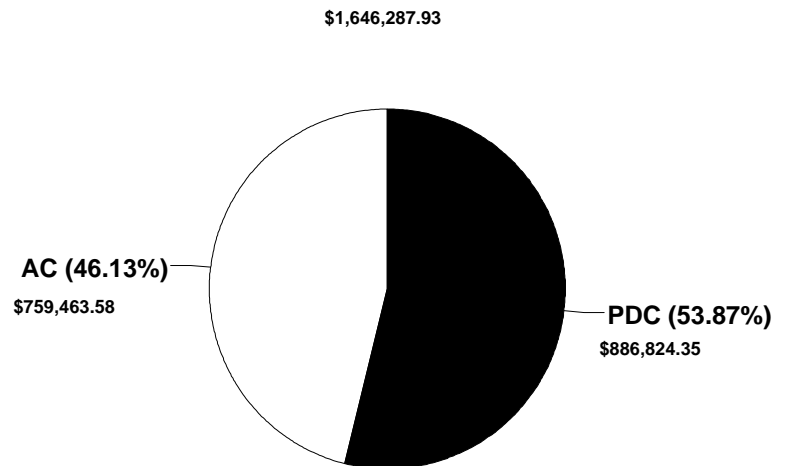
**1ST CIRCUIT (BROOKE, HANCOCK & OHIO COUNTIES)
 PDC CASES REPRESENTED COMPARED TO AC CLAIMS PAID FY 2004**

CASE TYPES	PDC	AC	TOTAL	%PDC	%AC	PDC DISBURSEMENTS	AC DISBURSEMENTS	TOTAL	%PDC	%AC
FELONY	387	156	543	71.27%	28.73%	\$886,824.35	\$759,463.58	\$1,646,287.93	53.87%	46.13%
MISD.	1142	172	1314	86.91%	13.09%					
MH	105	286	391	26.85%	73.15%	AVG PDC COST PER CASE	AVG AC COST PER CASE	\$443.41	\$777.34	
JUV.	164	79	243	67.49%	32.51%					
PAR./PROB	80	17	97	82.47%	17.53%					
TERM/ABUSE	11	246	257	4.28%	95.72%					
HABEAS/SC	4	13	17	23.53%	76.47%					
OTHER	107	8	115	93.04%	6.96%					
TOTAL	2000	977	2977	67.18%	32.82%					

**1ST CIRC REPRESENTED CASES/CLAIMS PAID
 FY 2004**



**1ST CIRCUIT PDC/AC DISBURSEMENTS
 FY 2004**

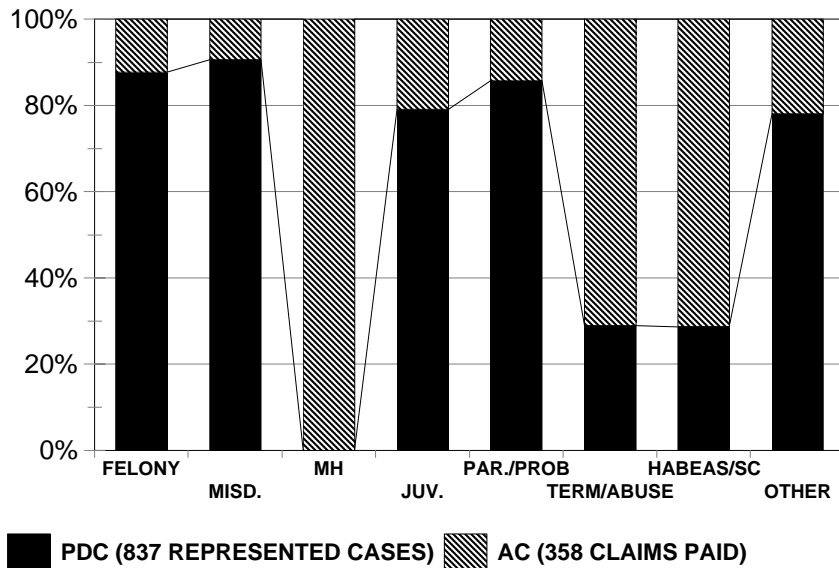


**2ND CIRCUIT (MARSHALL, TYLER, & WETZEL COUNTIES)
 PDC CASES REPRESENTED COMPARED TO AC CLAIMS PAID FY 2004**

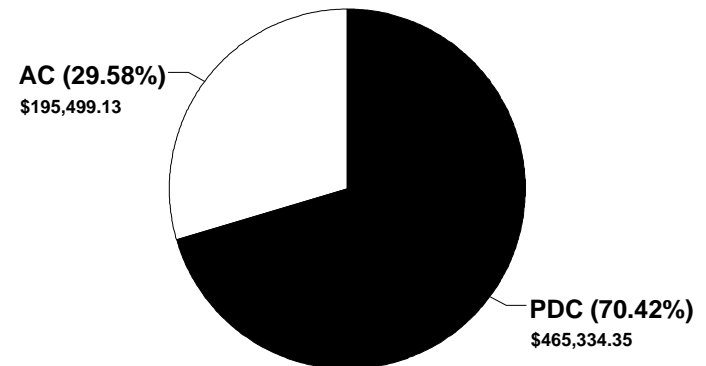
CASE TYPES	PDC	AC	TOTAL	%PDC	%AC
FELONY	165	23	188	87.77%	12.23%
MISD.	434	45	479	90.61%	9.39%
MH	0	177	177	0.00%	100.00%
JUV.	159	42	201	79.10%	20.90%
PAR./PROB	30	5	35	85.71%	14.29%
TERM/ABUSE	22	54	76	28.95%	71.05%
HABEAS/SC	2	5	7	28.57%	71.43%
OTHER	25	7	32	78.13%	21.88%
TOTAL	837	358	1195	70.04%	29.96%

PDC DISBURSEMENTS	AC DISBURSEMENTS	TOTAL	%PDC	%AC
\$465,334.35	\$195,499.13	\$660,833.48	70.42%	29.58%
AVG PDC COST PER CASE	AVG AC COST PER CASE			
\$555.96	\$546.09			

**2ND CIRC REPRESENTED CASES/CLAIMS PAID
 FY 2004**



**2ND CIRCUIT PDC/AC DISBURSEMENTS
 FY 2004
 \$660,833.48**



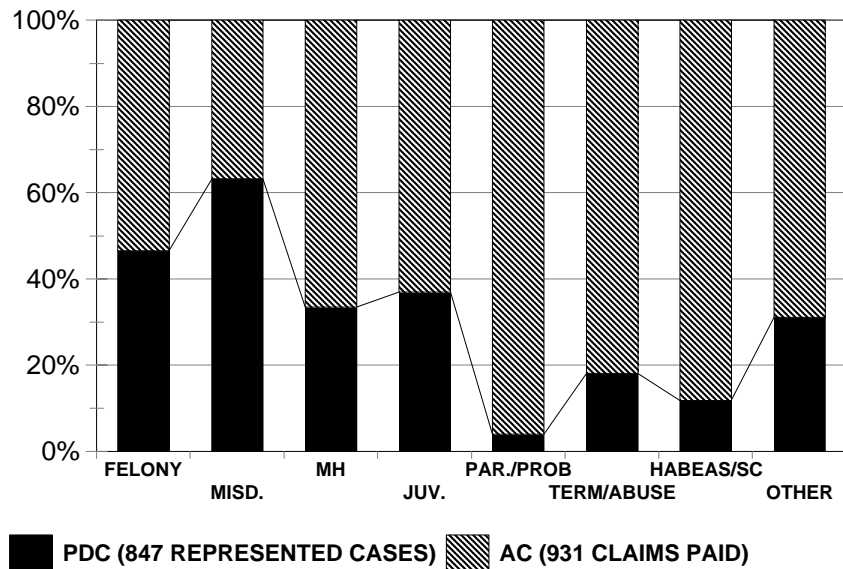
**5TH CIRCUIT (CALHOUN, JACKSON, MASON & ROANE COUNTIES)
 PDC CASES REPRESENTED COMPARED TO AC CLAIMS PAID FY 2004**

*A Circuit Court order prohibits PDC work in Mason County. All indigent work is performed by Appointed Counsel.

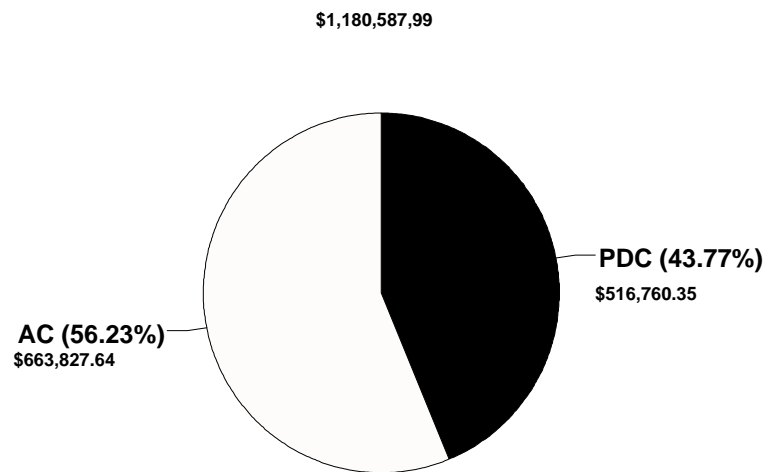
CASE TYPES	PDC	AC	TOTAL	%PDC	%AC	PDC DISBURSEMENTS	AC DISBURSEMENTS	TOTAL	%PDC	%AC
	FELONY	195	224	419	46.54%	53.46%	\$516,760.35	\$663,827.64	\$1,180,587.99	43.77%
MISD.	493	288	781	63.12%	36.88%					
MH	78	155	233	33.48%	66.52%					
JUV.	34	58	92	36.96%	63.04%					
PAR./PROB	1	24	25	4.00%	96.00%					
TERM/ABUSE	30	136	166	18.07%	81.93%	\$610.11	\$713.03			
HABEAS/SC	2	15	17	11.76%	88.24%					
OTHER	14	31	45	31.11%	68.89%					
TOTAL	847	931	1778	47.64%	52.36%					

PDC DISBURSEMENTS	AC DISBURSEMENTS	TOTAL	%PDC	%AC
\$516,760.35	\$663,827.64	\$1,180,587.99	43.77%	56.23%
AVG PDC COST PER CASE	AVG AC COST PER CASE			
\$610.11	\$713.03			

**5TH CIRC REPRESENTED CASES/CLAIMS PAID
 FY 2004**



**5TH CIRCUIT PDC/AC DISBURSEMENTS
 FY 2004**

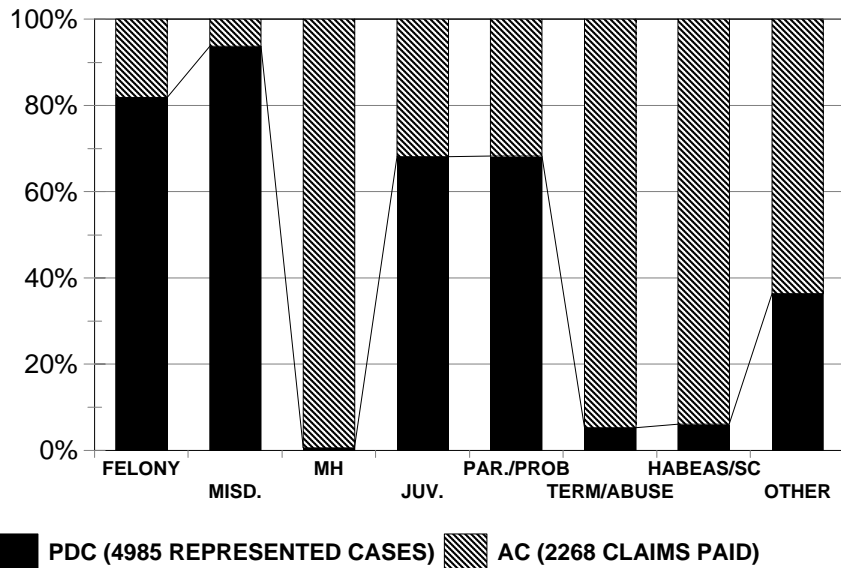


**6TH CIRCUIT and 24TH (CABELL & WAYNE COUNTIES)
 PDC CASES REPRESENTED COMPARED TO AC CLAIMS PAID FY 2004**

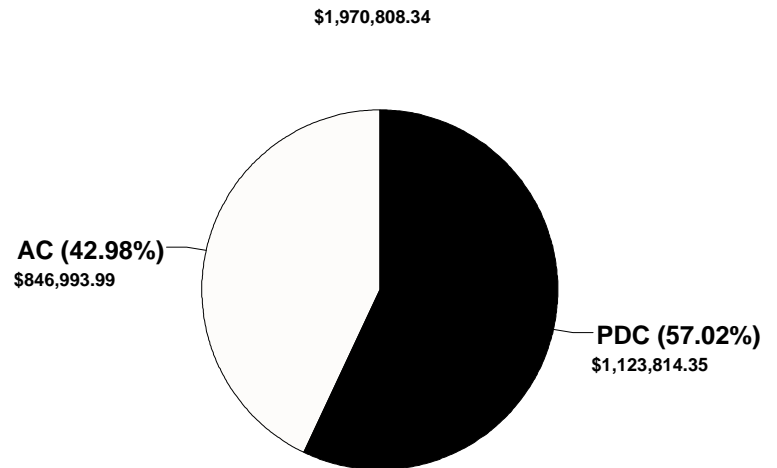
*The 6th/24th Circuits operate under one Public Defender Corporation. AC figures include both Cabell and Wayne Counties.

CASE TYPES	PDC	AC	TOTAL	%PDC	%AC	PDC DISBURSEMENTS	AC DISBURSEMENTS	TOTAL	%PDC	%AC
	FELONY	1391	310	1701	81.78%	18.22%	\$1,123,814.35	\$846,993.99	\$1,970,808.34	57.02%
MISD.	2781	186	2967	93.73%	6.27%					
MH	6	1080	1086	0.55%	99.45%					
JUV.	731	342	1073	68.13%	31.87%					
PAR./PROB	43	20	63	68.25%	31.75%					
TERM/ABUSE	15	271	286	5.24%	94.76%					
HABEAS/SC	2	31	33	6.06%	93.94%					
OTHER	16	28	44	36.36%	63.64%					
TOTAL	4985	2268	7253	68.73%	31.27%	AVG PDC COST PER CASE	AVG AC COST PER CASE			
						\$225.44	\$373.45			

**6TH/24TH CIR REPRESENTED CASES/CLAIMS
 FY 2004**



**6TH/24TH CIRCUITS PDC/AC DISBURSEMENTS
 FY 2004**

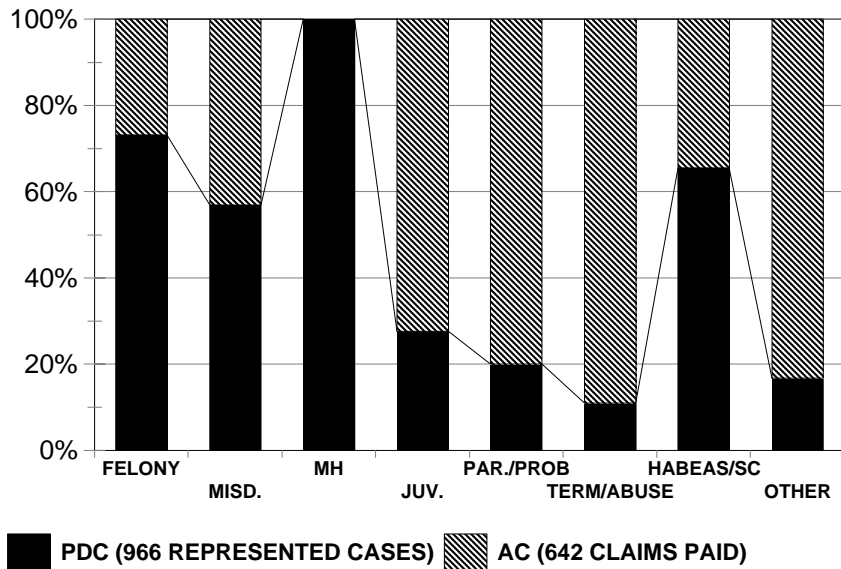


**7TH CIRCUIT (LOGAN COUNTY)
 PDC CASES REPRESENTED COMPARED TO AC CLAIMS PAID FY 2004**

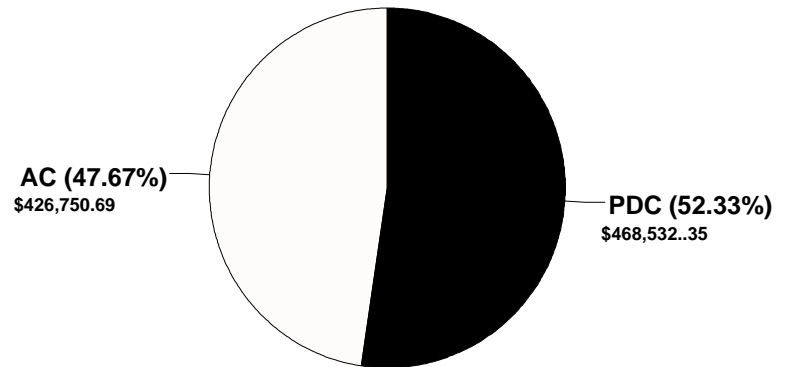
CASE TYPES	PDC	AC	TOTAL	%PDC	%AC
FELONY	322	118	440	73.18%	26.82%
MISD.	396	300	696	56.90%	43.10%
MH	175	0	175	100.00%	0.00%
JUV.	38	100	138	27.54%	72.46%
PAR./PROB	6	24	30	20.00%	80.00%
TERM/ABUSE	10	81	91	10.99%	89.01%
HABEAS/SC	17	9	26	65.38%	34.62%
OTHER	2	10	12	16.67%	83.33%
TOTAL	966	642	1608	60.07%	39.93%

PDC DISBURSEMENTS	AC DISBURSEMENTS	TOTAL	%PDC	%AC
\$468,532.35	\$426,750.69	\$895,283.04	52.33%	47.67%
AVG PDC COST PER CASE	AVG AC COST PER CASE			
\$485.02	\$664.72			

**7TH CIRC REPRESENTED CASES/CLAIMS PAID
 FY 2004**



**7TH CIRCUIT PDC/AC DISBURSEMENTS
 FY 2004
 \$895,283.04**

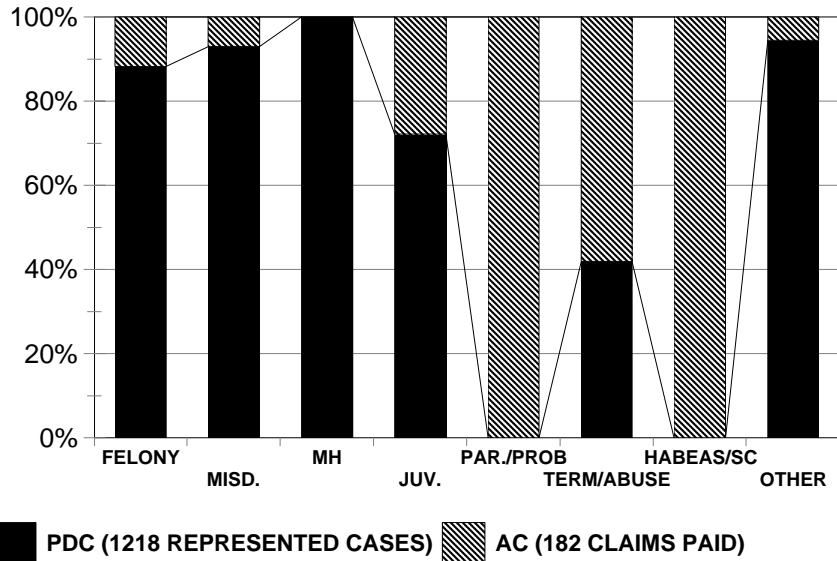


**8TH CIRCUIT (MCDOWELL COUNTY)
 PDC CASES REPRESENTED COMPARED TO AC CLAIMS PAID FY 2004**

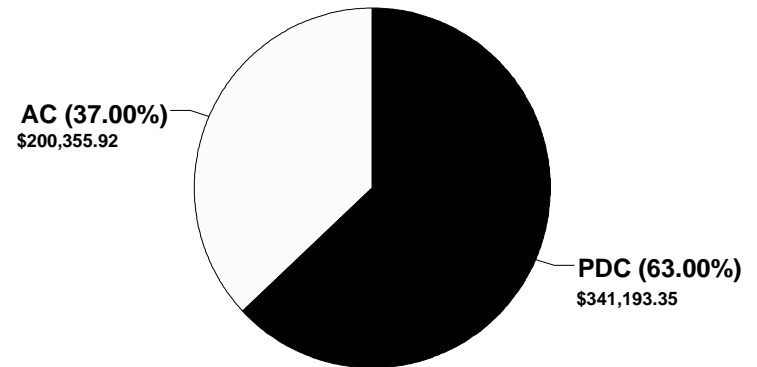
CASE TYPES	PDC	AC	TOTAL	%PDC	%AC
FELONY	323	43	366	88.25%	11.75%
MISD.	733	56	789	92.90%	7.10%
MH	25	0	25	100.00%	0.00%
JUV.	70	27	97	72.16%	27.84%
PAR./PROB	0	1	1	0.00%	100.00%
TERM/ABUSE	33	46	79	41.77%	58.23%
HABEAS/SC	0	7	7	0.00%	100.00%
OTHER	34	2	36	94.44%	5.56%
TOTAL	1218	182	1400	87.00%	13.00%

PDC DISBURSEMENTS	AC DISBURSEMENTS	TOTAL	%PDC	%AC
\$341,193.35	\$200,355.92	\$541,549.27	63.00%	37.00%
AVG PDC COST PER CASE	AVG AC COST PER CASE			
\$280.13	\$1,100.86			

**8TH CIRC REPRESENTED CASES/CLAIMS PAID
 FY 2004**



**8TH CIRCUIT PDC/AC DISBURSEMENTS
 FY 2004
 \$541,549.27**

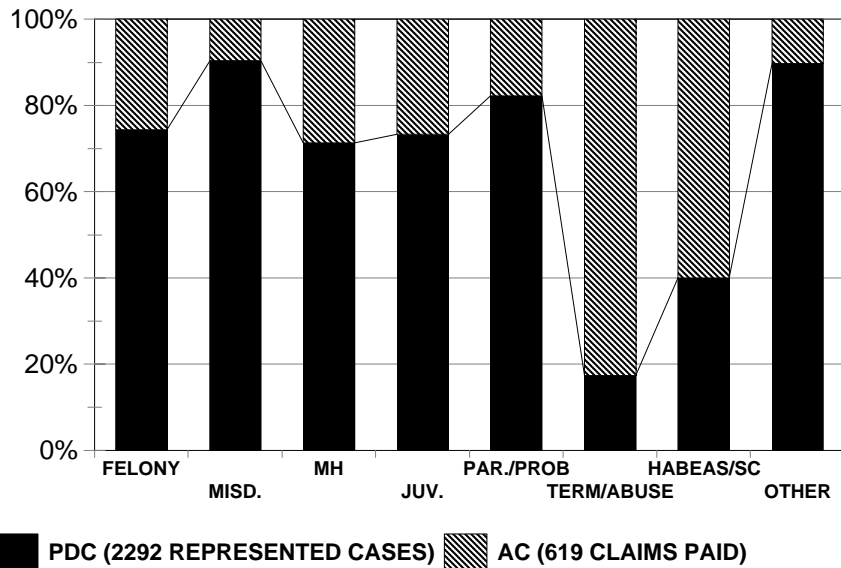


**9TH CIRCUIT (MERCER COUNTY)
 PDC CASES REPRESENTED COMPARED TO AC CLAIMS PAID FY 2004**

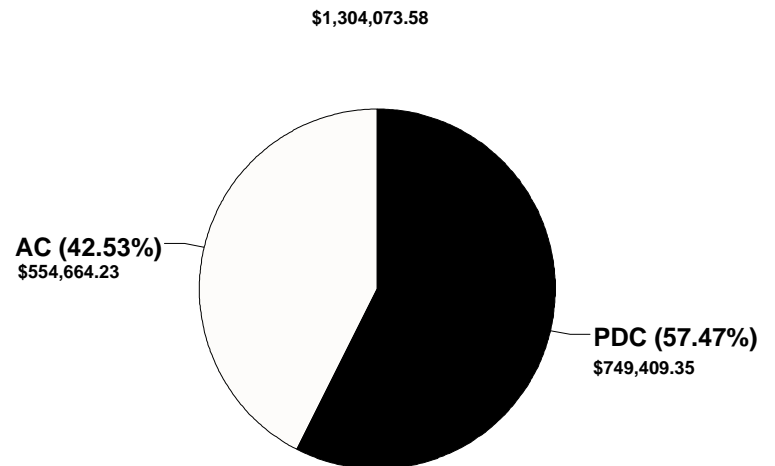
CASE TYPES	PDC	AC	TOTAL	%PDC	%AC
FELONY	487	168	655	74.35%	25.65%
MISD.	1436	154	1590	90.31%	9.69%
MH	112	45	157	71.34%	28.66%
JUV.	74	27	101	73.27%	26.73%
PAR./PROB	74	16	90	82.22%	17.78%
TERM/ABUSE	40	190	230	17.39%	82.61%
HABEAS/SC	8	12	20	40.00%	60.00%
OTHER	61	7	68	89.71%	10.29%
TOTAL	2292	619	2911	78.74%	21.26%

PDC DISBURSEMENTS	AC DISBURSEMENTS	TOTAL	%PDC	%AC
\$749,409.35	\$554,664.23	\$1,304,073.58	57.47%	42.53%
AVG PDC COST PER CASE	AVG AC COST PER CASE			
\$326.97	\$896.06			

**9TH CIRC REPRESENTED CASES/CLAIMS PAID
 FY 2004**



**9TH CIRCUIT PDC/AC DISBURSEMENTS
 FY 2004**

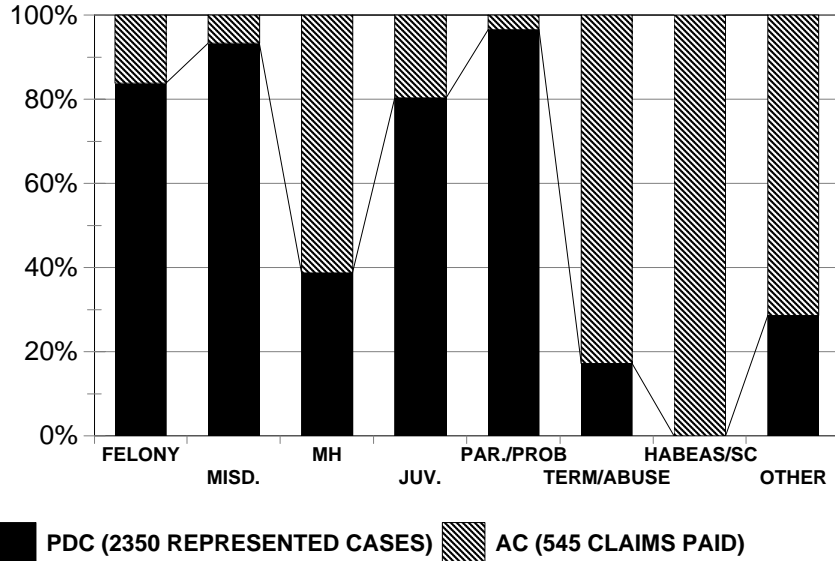


**10TH CIRCUIT (RALEIGH COUNTY)
 PDC CASES REPRESENTED COMPARED TO AC CLAIMS PAID FY 2004**

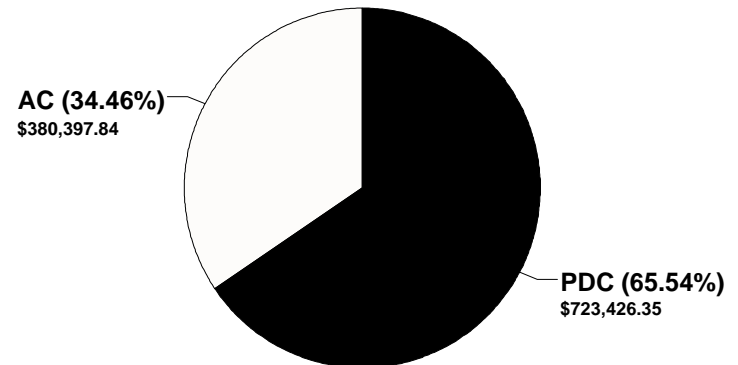
CASE TYPES	PDC	AC	TOTAL	%PDC	%AC
FELONY	592	115	707	83.73%	16.27%
MISD.	1350	97	1447	93.30%	6.70%
MH	53	84	137	38.69%	61.31%
JUV.	234	58	292	80.14%	19.86%
PAR./PROB	82	3	85	96.47%	3.53%
TERM/ABUSE	37	179	216	17.13%	82.87%
HABEAS/SC	0	4	4	0.00%	100.00%
OTHER	2	5	7	28.57%	71.43%
TOTAL	2350	545	2895	81.17%	18.83%

PDC DISBURSEMENTS	AC DISBURSEMENTS	TOTAL	%PDC	%AC
\$723,426.35	\$380,397.84	\$1,103,824.19	65.54%	34.46%
AVG PDC COST PER CASE	AVG AC COST PER CASE			
\$307.84	\$697.98			

**10TH CIR REPRESENTED CASES/CLAIMS PAID
 FY 2004**



**10TH CIRCUIT PDC/AC DISBURSEMENTS
 FY 2004
 \$1,103,824.19**

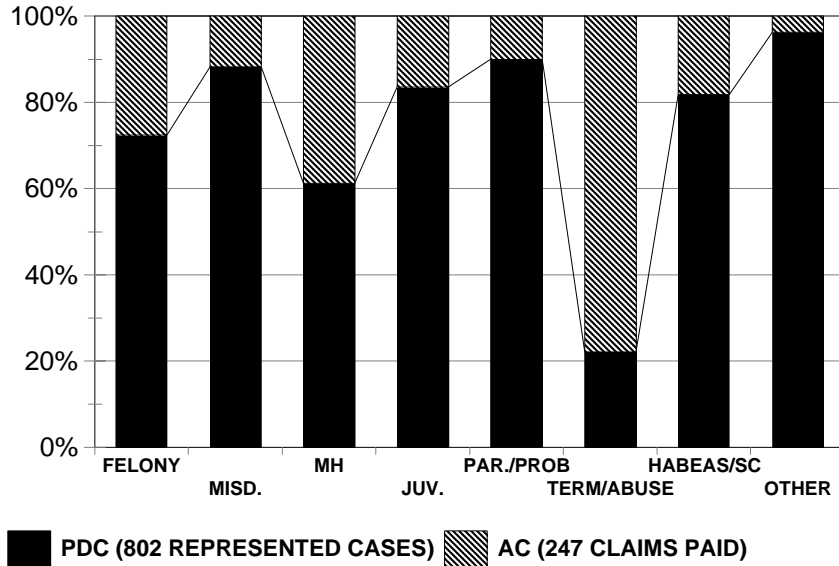


**11TH CIRCUIT (GREENBRIER & POCAHONTAS COUNTIES)
 PDC CASES REPRESENTED COMPARED TO AC CLAIMS PAID FY 2004**

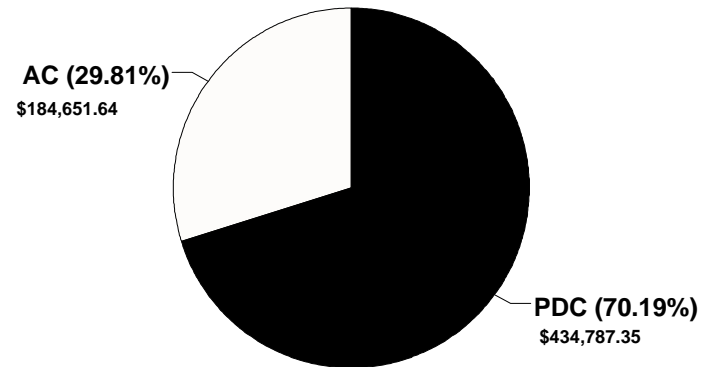
CASE TYPES	PDC	AC	TOTAL	%PDC	%AC
FELONY	174	66	240	72.50%	27.50%
MISD.	351	47	398	88.19%	11.81%
MH	104	66	170	61.18%	38.82%
JUV.	82	16	98	83.67%	16.33%
PAR./PROB	18	2	20	90.00%	10.00%
TERM/ABUSE	13	46	59	22.03%	77.97%
HABEAS/SC	9	2	11	81.82%	18.18%
OTHER	51	2	53	96.23%	3.77%
TOTAL	802	247	1049	76.45%	23.55%

PDC DISBURSEMENTS	AC DISBURSEMENTS	TOTAL	%PDC	%AC
\$434,787.35	\$184,651.64	\$619,438.99	70.19%	29.81%
AVG PDC COST PER CASE	AVG AC COST PER CASE			
\$542.13	\$747.58			

**11TH CIR REPRESENTED CASES/CLAIMS PAID
 FY 2004**



**11TH CIRCUIT PDC/AC DISBURSEMENTS
 FY 2004
 \$619,438.99**

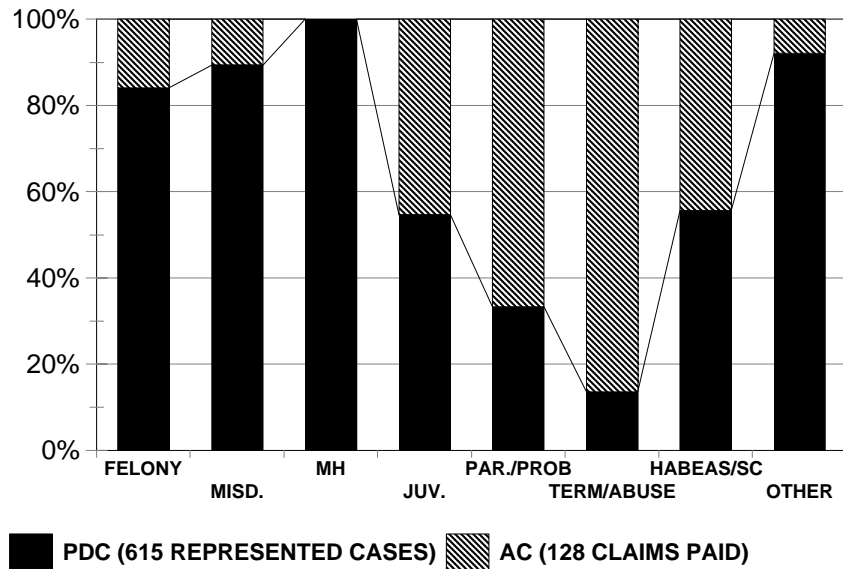


**12TH CIRCUIT (FAYETTE COUNTY)
 PDC CASES REPRESENTED COMPARED TO AC CLAIMS PAID FY 2004**

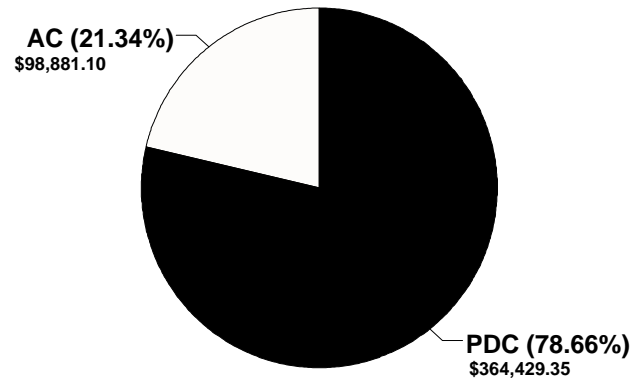
CASE TYPES	PDC	AC	TOTAL	%PDC	%AC
FELONY	174	33	207	84.06%	15.94%
MISD.	367	44	411	89.29%	10.71%
MH	16	0	16	100.00%	0.00%
JUV.	12	10	22	54.55%	45.45%
PAR./PROB	1	2	3	33.33%	66.67%
TERM/ABUSE	5	32	37	13.51%	86.49%
HABEAS/SC	5	4	9	55.56%	44.44%
OTHER	35	3	38	92.11%	7.89%
TOTAL	615	128	743	82.77%	17.23%

PDC DISBURSEMENTS	AC DISBURSEMENTS	TOTAL	%PDC	%AC
\$364,429.35	\$98,881.10	\$463,310.45	78.66%	21.34%
AVG PDC COST PER CASE	AVG AC COST PER CASE			
\$592.57	\$772.51			

**12TH CIR REPRESENTED CASES/CLAIMS PAID
 FY 2004**



**12TH CIRCUIT PDC/AC DISBURSEMENTS
 FY 2004
 \$463,310.45**

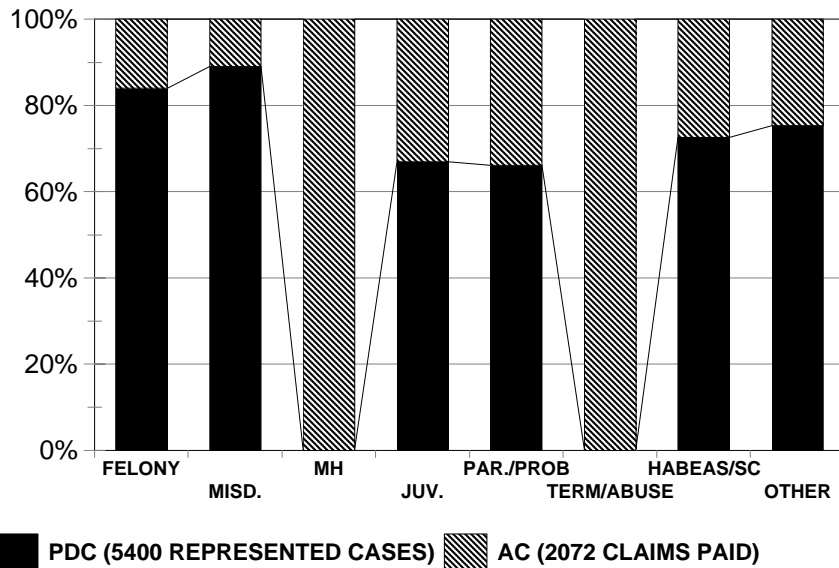


**13TH CIRCUIT (KANAWHA COUNTY)
 PDC CASES REPRESENTED COMPARED TO AC CLAIMS PAID FY 2004**

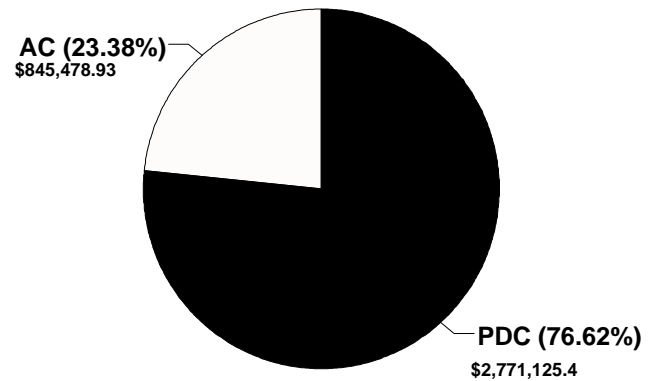
CASE TYPES	PDC	AC	TOTAL	%PDC	%AC
FELONY	1534	295	1829	83.87%	16.13%
MISD.	3368	414	3782	89.05%	10.95%
MH	0	933	933	0.00%	100.00%
JUV.	354	175	529	66.92%	33.08%
PAR./PROB	41	21	62	66.13%	33.87%
TERM/ABUSE	0	198	198	0.00%	100.00%
HABEAS/SC	45	17	62	72.58%	27.42%
OTHER	58	19	77	75.32%	24.68%
TOTAL	5400	2072	7472	72.27%	27.73%

PDC DISBURSEMENTS	AC DISBURSEMENTS	TOTAL	%PDC	%AC
\$2,771,125.40	\$845,478.93	\$3,616,604.33	76.62%	23.38%
AVG PDC COST PER CASE	AVG AC COST PER CASE			
\$513.17	\$408.05			

**13TH CIR REPRESENTED CASES/CLAIMS PAID
 FY 2004**



**13TH CIRCUIT PDC/AC DISBURSEMENTS
 FY 2004
 \$3,616,604.33**

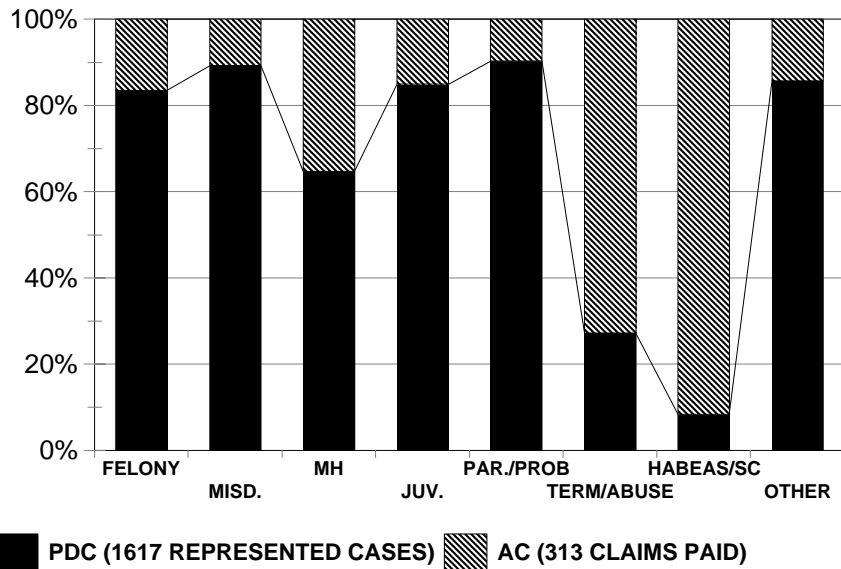


**15TH CIRCUIT (HARRISON COUNTY)
 PDC CASES REPRESENTED COMPARED TO AC CLAIMS PAID FY 2004**

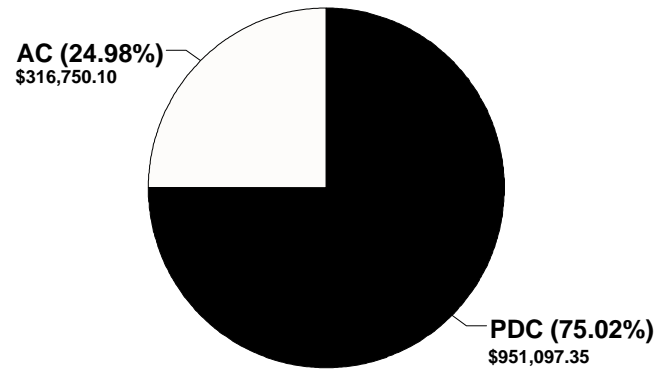
CASE TYPES	PDC	AC	TOTAL	%PDC	%AC
FELONY	426	84	510	83.53%	16.47%
MISD.	771	94	865	89.13%	10.87%
MH	44	24	68	64.71%	35.29%
JUV.	281	50	331	84.89%	15.11%
PAR./PROB	55	6	61	90.16%	9.84%
TERM/ABUSE	15	40	55	27.27%	72.73%
HABEAS/SC	1	11	12	8.33%	91.67%
OTHER	24	4	28	85.71%	14.29%
TOTAL	1617	313	1930	83.78%	16.22%

PDC DISBURSEMENTS	AC DISBURSEMENTS	TOTAL	%PDC	%AC
\$951,097.35	\$316,750.10	\$1,267,847.45	75.02%	24.98%
AVG PDC COST PER CASE	AVG AC COST PER CASE			
\$588.19	\$1,011.98			

**15TH CIR REPRESENTED CASES/CLAIMS PAID
 FY 2004**



**15TH CIRCUIT PDC/AC DISBURSEMENTS
 FY 2004
 \$1,267,847.45**

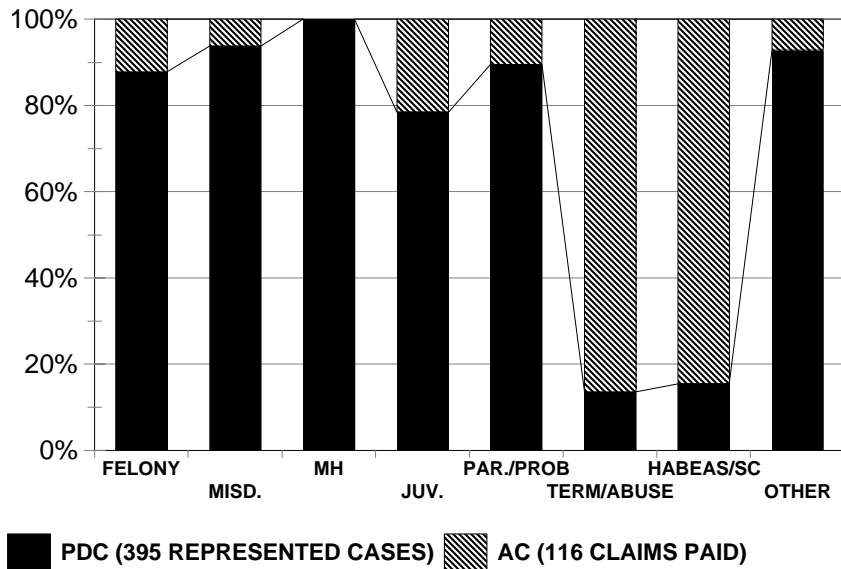


**18TH CIRCUIT (PRESTON COUNTY)
 PDC CASES REPRESENTED COMPARED TO AC CLAIMS PAID FY 2004**

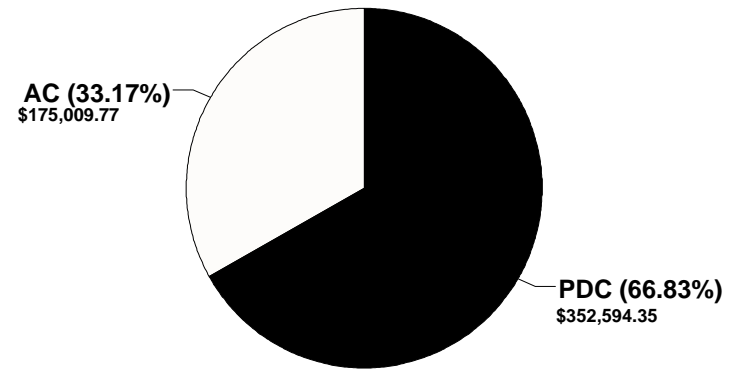
CASE TYPES	PDC	AC	TOTAL	%PDC	%AC
FELONY	122	17	139	87.77%	12.23%
MISD.	136	9	145	93.79%	6.21%
MH	42	0	42	100.00%	0.00%
JUV.	40	11	51	78.43%	21.57%
PAR./PROB	17	2	19	89.47%	10.53%
TERM/ABUSE	10	64	74	13.51%	86.49%
HABEAS/SC	2	11	13	15.38%	84.62%
OTHER	26	2	28	92.86%	7.14%
TOTAL	395	116	511	77.30%	22.70%

PDC DISBURSEMENTS	AC DISBURSEMENTS	TOTAL	%PDC	%AC
\$352,594.35	\$175,009.77	\$527,604.12	66.83%	33.17%
AVG PDC COST PER CASE	AVG AC COST PER CASE			
\$892.64	\$1,508.70			

**18TH CIR REPRESENTED CASES/CLAIMS PAID
 FY 2004**



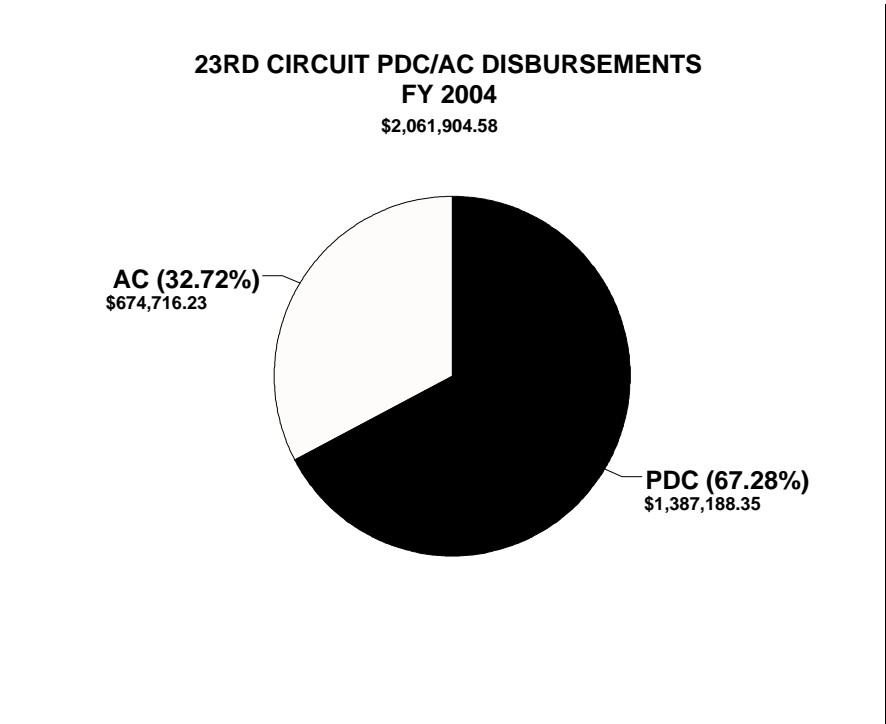
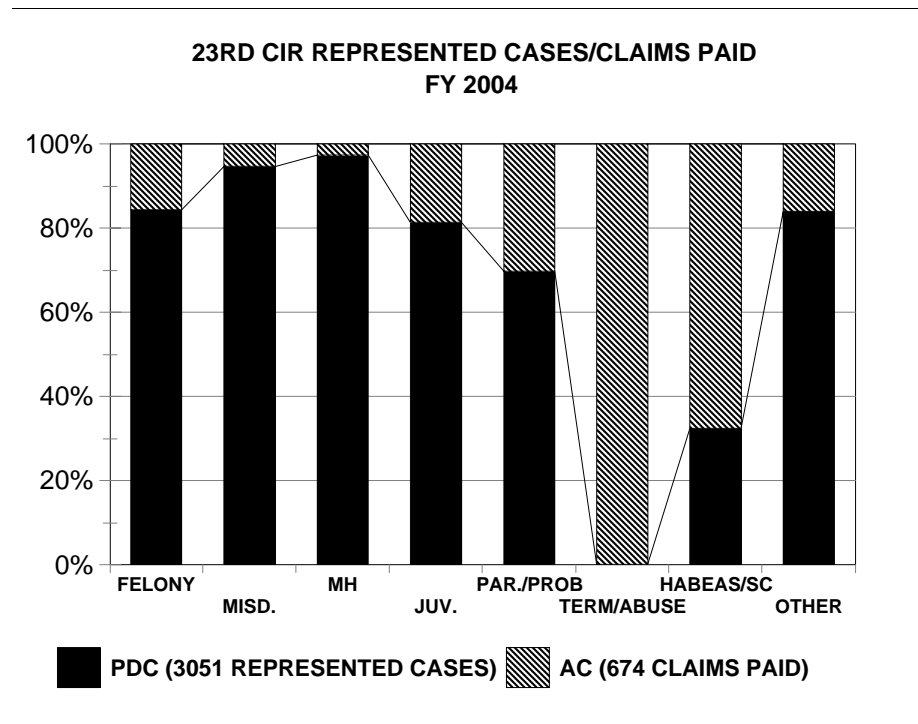
**18TH CIRCUIT PDC/AC DISBURSEMENTS
 FY 2004
 \$527,604.12**



**23RD CIRCUIT (BERKELEY, JEFFERSON & MORGAN COUNTIES)
 PDC CASES REPRESENTED COMPARED TO AC CLAIMS PAID FY 2004**

CASE TYPES	PDC	AC	TOTAL	%PDC	%AC
FELONY	1008	186	1194	84.42%	15.58%
MISD.	1483	85	1568	94.58%	5.42%
MH	113	3	116	97.41%	2.59%
JUV.	357	82	439	81.32%	18.68%
PAR./PROB	37	16	53	69.81%	30.19%
TERM/ABUSE	0	271	271	0.00%	100.00%
HABEAS/SC	11	23	34	32.35%	67.65%
OTHER	42	8	50	84.00%	16.00%
TOTAL	3051	674	3725	81.91%	18.09%

PDC DISBURSEMENTS	AC DISBURSEMENTS	TOTAL	%PDC	%AC
\$1,387,188.35	\$674,716.23	\$2,061,904.58	67.28%	32.72%
AVG PDC COST PER CASE	AVG AC COST PER CASE			
\$454.67	\$1,001.06			

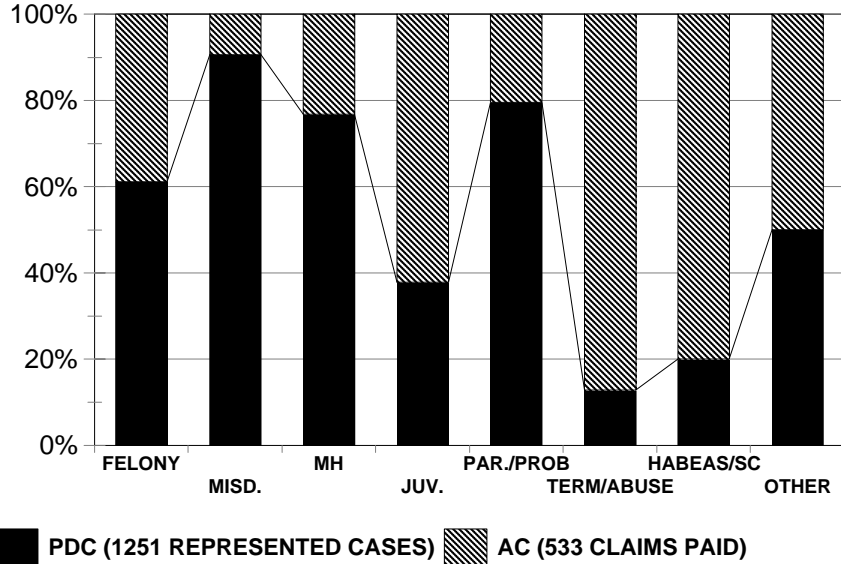


**25TH CIRCUIT (BOONE & LINCOLN COUNTIES)
 PDC CASES REPRESENTED COMPARED TO AC CLAIMS PAID FY 2004**

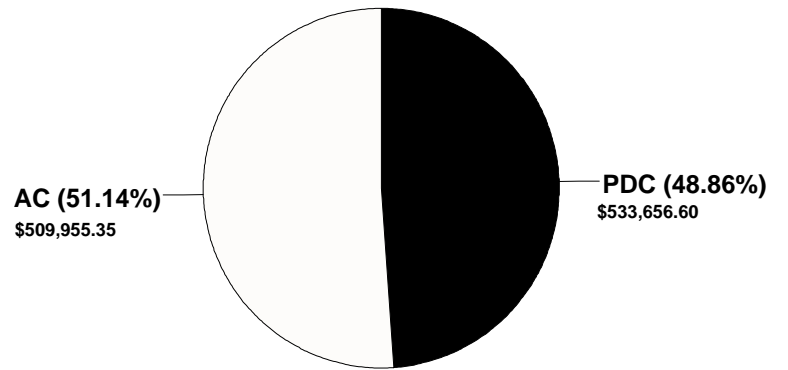
CASE TYPES	PDC	AC	TOTAL	%PDC	%AC
FELONY	219	140	359	61.00%	39.00%
MISD.	703	73	776	90.59%	9.41%
MH	159	48	207	76.81%	23.19%
JUV.	81	133	214	37.85%	62.15%
PAR./PROB	54	14	68	79.41%	20.59%
TERM/ABUSE	15	102	117	12.82%	87.18%
HABEAS/SC	1	4	5	20.00%	80.00%
OTHER	19	19	38	50.00%	50.00%
TOTAL	1251	533	1784	70.12%	29.88%

PDC DISBURSEMENTS	AC DISBURSEMENTS	TOTAL	%PDC	%AC
\$509,955.35	\$533,656.60	\$1,043,611.95	48.86%	51.14%
AVG PDC COST PER CASE	AVG AC COST PER CASE			
\$407.64	\$1,001.23			

**25TH CIR REPRESENTED CASES/CLAIMS PAID
 FY 2004**



**25TH CIRCUIT PDC/AC DISBURSEMENTS
 FY 2004
 \$1,043,611.95**

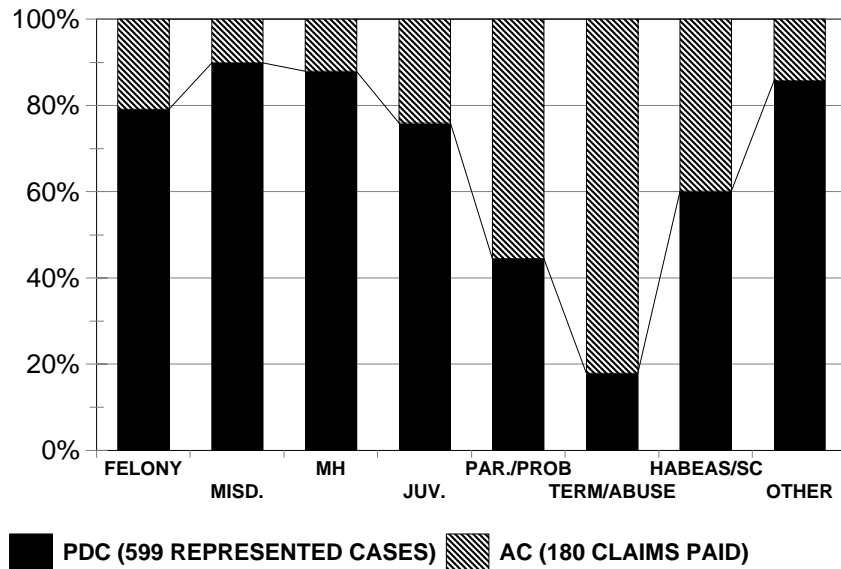


**28TH CIRCUIT (NICHOLAS COUNTY)
 PDC CASES REPRESENTED COMPARED TO AC CLAIMS PAID FY 2004**

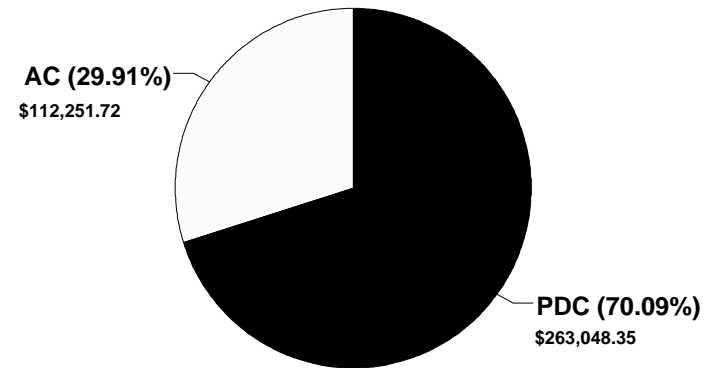
CASE TYPES	PDC	AC	TOTAL	%PDC	%AC
FELONY	159	42	201	79.10%	20.90%
MISD.	320	36	356	89.89%	10.11%
MH	44	6	50	88.00%	12.00%
JUV.	41	13	54	75.93%	24.07%
PAR./PROB	4	5	9	44.44%	55.56%
TERM/ABUSE	16	74	90	17.78%	82.22%
HABEAS/SC	3	2	5	60.00%	40.00%
OTHER	12	2	14	85.71%	14.29%
TOTAL	599	180	779	76.89%	23.11%

PDC DISBURSEMENTS	AC DISBURSEMENTS	TOTAL	%PDC	%AC
\$263,048.35	\$112,251.72	\$375,300.07	70.09%	29.91%
AVG PDC COST PER CASE	AVG AC COST PER CASE			
\$439.15	\$623.62			

**28TH CIR REPRESENTED CASES/CLAIMS PAID
 FY 2004**



**28TH CIRCUIT PDC/AC DISBURSEMENTS
 FY 2004
 \$375,300.07**

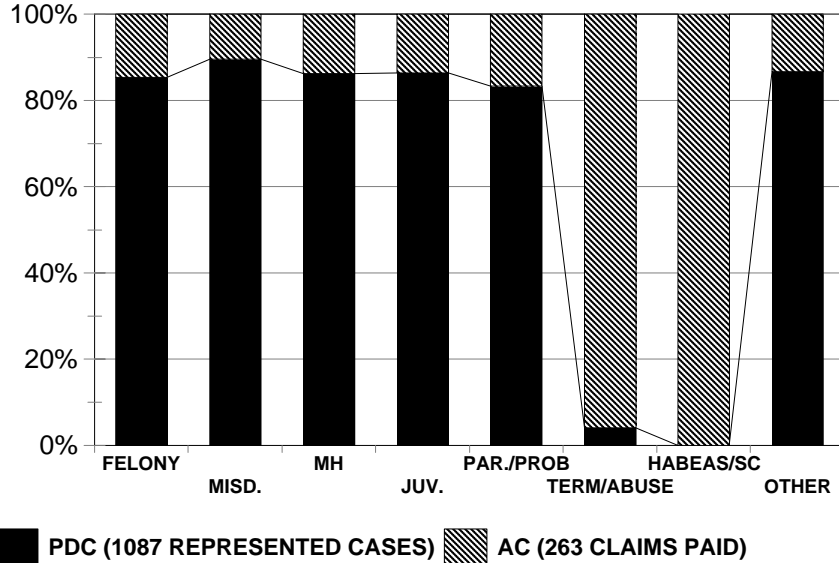


**30TH CIRCUIT (MINGO COUNTY)
 PDC CASES REPRESENTED COMPARED TO AC CLAIMS PAID FY 2004**

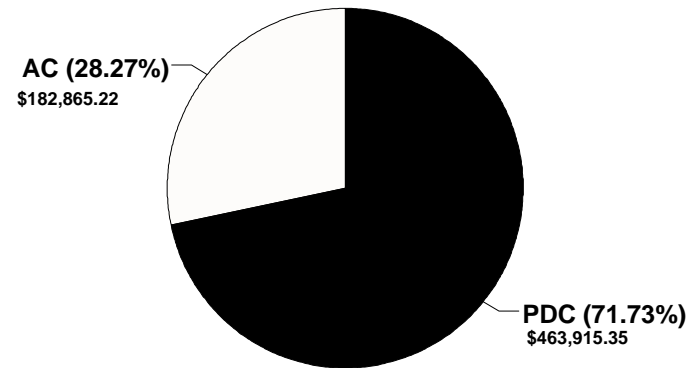
CASE TYPES	PDC	AC	TOTAL	%PDC	%AC
FELONY	308	53	361	85.32%	14.68%
MISD.	436	51	487	89.53%	10.47%
MH	163	26	189	86.24%	13.76%
JUV.	114	18	132	86.36%	13.64%
PAR./PROB	10	2	12	83.33%	16.67%
TERM/ABUSE	4	94	98	4.08%	95.92%
HABEAS/SC	0	11	11	0.00%	100.00%
OTHER	52	8	60	86.67%	13.33%
TOTAL	1087	263	1350	80.52%	19.48%

PDC DISBURSEMENTS	AC DISBURSEMENTS	TOTAL	%PDC	%AC
\$463,915.35	\$182,865.22	\$646,780.57	71.73%	28.27%
AVG PDC COST PER CASE	AVG AC COST PER CASE			
\$426.79	\$695.31			

**30TH CIR REPRESENTED CASES/CLAIMS PAID
 FY 2004**



**30TH CIRCUIT PDC/AC DISBURSEMENTS
 FY 2004
 \$646,780.57**

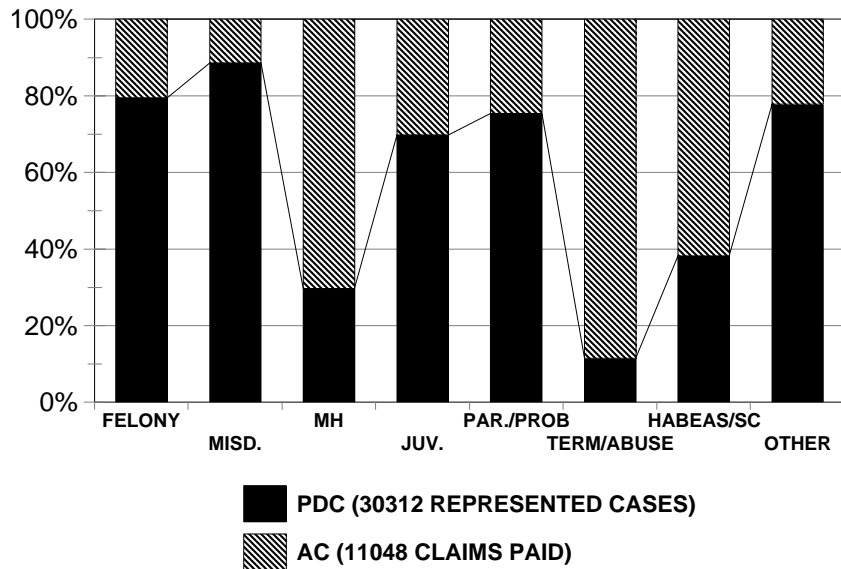


**ALL PUBLIC DEFENDER CORPORATION CIRCUITS (18 CIRCUITS 29 COUNTIES)
 PDC CASES REPRESENTED COMPARED TO AC CLAIMS PAID FY 2004**

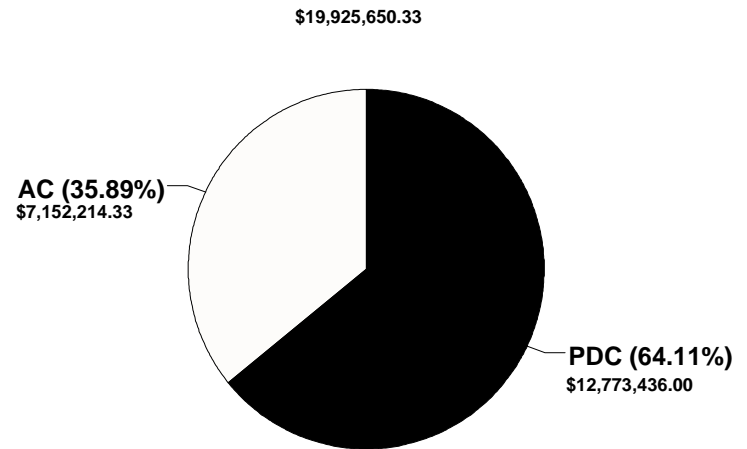
CASE TYPES	PDC	AC	TOTAL	%PDC	%AC
FELONY	7986	2073	10059	79.39%	20.61%
MISD.	16700	2151	18851	88.59%	11.41%
MH	1239	2933	4172	29.70%	70.30%
JUV.	2866	1241	4107	69.78%	30.22%
PAR./PROB	553	180	733	75.44%	24.56%
TERM/ABUSE	276	2124	2400	11.50%	88.50%
HABEAS/SC	112	181	293	38.23%	61.77%
OTHER	580	165	745	77.85%	22.15%
TOTAL	30312	11048	41360	73.29%	26.71%

PDC DISBURSEMENTS	AC DISBURSEMENTS	TOTAL	%PDC	%AC
\$12,773,436.00	\$7,152,214.33	\$19,925,650.33	64.11%	35.89%
AVG PDC COST PER CASE	AVG AC COST PER CASE			
\$421.40	\$647.38			

**PDC CIRC REPRESENTED CASES/CLAIMS PAID
 FY 2004**



**PDC CIRCUITS PDC/AC DISBURSEMENTS
 FY 2004**

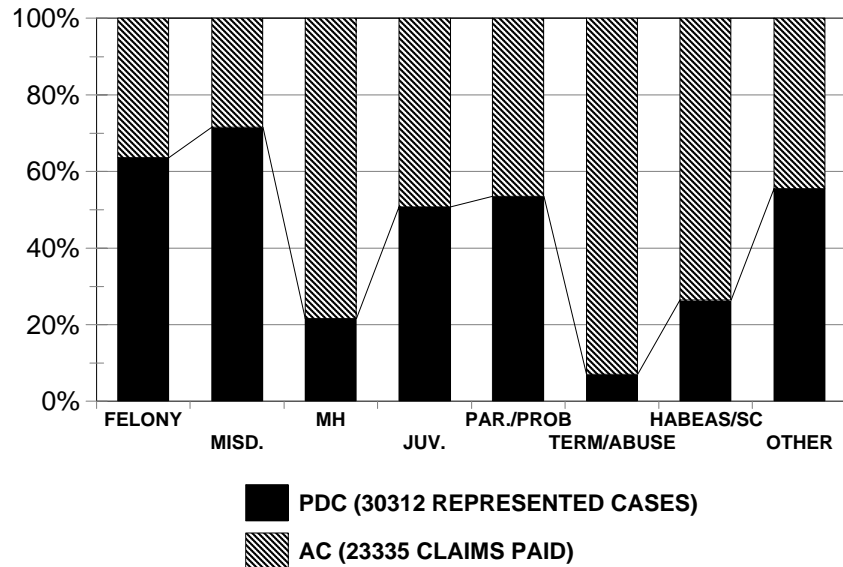


**STATISTICS FOR BOTH PDC AND APPOINTED COUNSEL STATEWIDE
 PDC CASES REPRESENTED COMPARED TO AC CLAIMS PAID FY 2004**

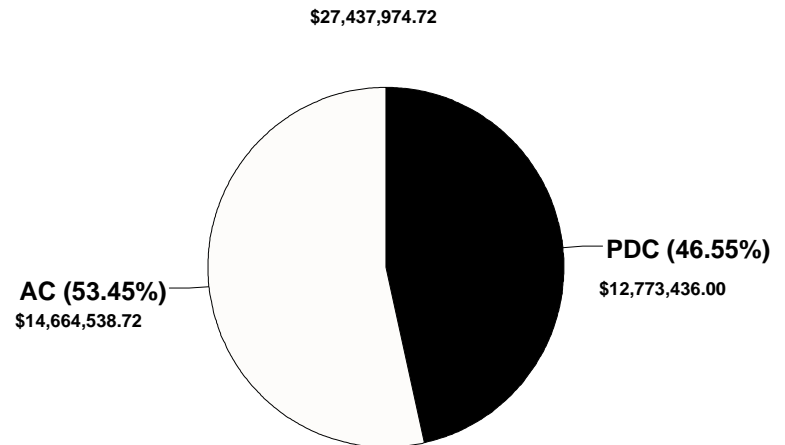
CASE TYPES	PDC	AC	TOTAL	%PDC	%AC
FELONY	7986	4565	12551	63.63%	36.37%
MISD.	16700	6647	23347	71.53%	28.47%
MH	1239	4496	5735	21.60%	78.40%
JUV.	2866	2776	5642	50.80%	49.20%
PAR./PROB	553	479	1032	53.59%	46.41%
TERM/ABUSE	276	3597	3873	7.13%	92.87%
HABEAS/SC	112	311	423	26.48%	73.52%
OTHER	580	464	1044	55.56%	44.44%
TOTAL	30312	23335	53647	56.50%	43.50%

PDC DISBURSEMENTS	AC DISBURSEMENTS	TOTAL	%PDC	%AC
\$12,773,436.00	\$14,664,538.72	\$27,437,974.72	46.55%	53.45%
AVG PDC COST PER CASE	AVG AC COST PER CASE			
\$421.40	\$628.44			

PDC REPRESENTED CASES/AC CLAIMS PAID STATEWIDE FY 2004



STATEWIDE PDC/AC DISBURSEMENTS FY 2004

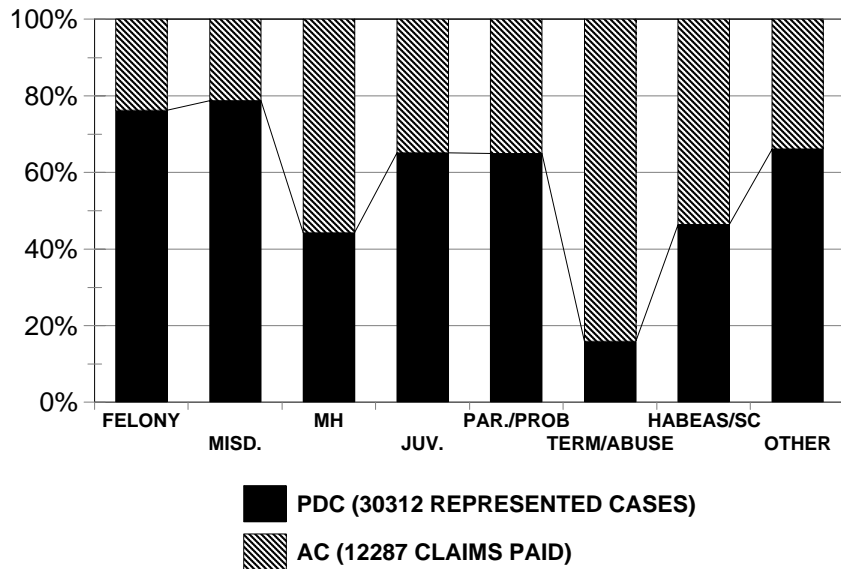


**STATISTICS FOR BOTH PDC AND APPOINTED COUNSEL STATEWIDE (less AC CLAIMS IN PDC CIRCUITS)
 PDC CASES REPRESENTED COMPARED TO AC CLAIMS PAID FY 2004**

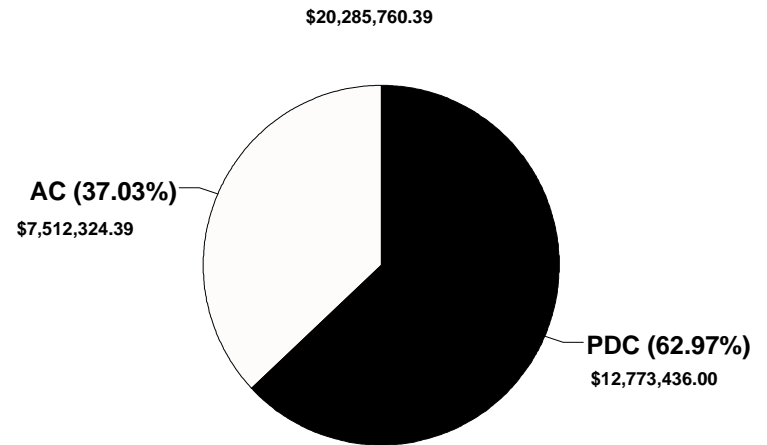
CASE TYPES	PDC	AC	TOTAL	%PDC	%AC
FELONY	7986	2492	10478	76.22%	23.78%
MISD.	16700	4496	21196	78.79%	21.21%
MH	1239	1563	2802	44.22%	55.78%
JUV.	2866	1535	4401	65.12%	34.88%
PAR./PROB	553	299	852	64.91%	35.09%
TERM/ABUSE	276	1473	1749	15.78%	84.22%
HABEAS/SC	112	130	242	46.28%	53.72%
OTHER	580	299	879	65.98%	34.02%
TOTAL	30312	12287	42599	71.16%	28.84%

PDC DISBURSEMENTS	AC DISBURSEMENTS	TOTAL	%PDC	%AC
\$12,773,436.00	\$7,512,324.39	\$20,285,760.39	62.97%	37.03%
AVG PDC COST PER CASE	AVG AC COST PER CASE			
\$421.40	\$611.40			

PDC REPRESENTED CASES/AC CLAIMS PAID STATEWIDE (LESS AC IN PDC CIR) FY 2004



STATEWIDE PDC/AC DISBURSEMENTS (LESS AC IN PDC CIRCUITS) FY 2004

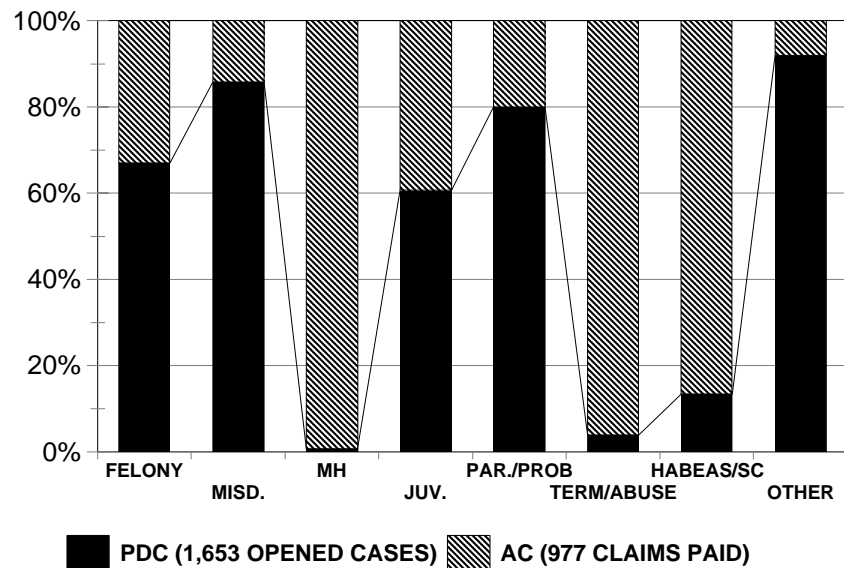


**1ST CIRCUIT (BROOKE, HANCOCK & OHIO COUNTIES)
 PDC CASES OPENED COMPARED TO AC CLAIMS PAID FY 2004**

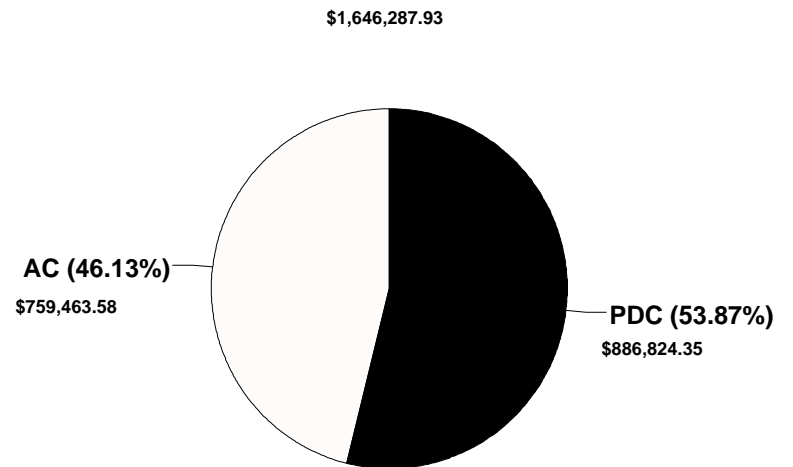
CASE TYPES	PDC	AC	TOTAL	%PDC	%AC
FELONY	317	156	473	67.02%	32.98%
MISD.	1041	172	1213	85.82%	14.18%
MH	2	286	288	0.69%	99.31%
JUV.	122	79	201	60.70%	39.30%
PAR./PROB	68	17	85	80.00%	20.00%
TERM/ABUSE	10	246	256	3.91%	96.09%
HABEAS/SC	2	13	15	13.33%	86.67%
OTHER	91	8	99	91.92%	8.08%
TOTAL	1653	977	2630	62.85%	37.15%

PDC DISBURSEMENTS	AC DISBURSEMENTS	TOTAL	%PDC	%AC
\$886,824.35	\$759,463.58	\$1,646,287.93	53.87%	46.13%
AVG PDC COST PER CASE	AVG AC COST PER CASE			
\$536.49	\$777.34			

**1ST CIRCUIT OPENED CASES/CLAIMS PAID
 FY 2004**



**1ST CIRCUIT PDC/AC DISBURSEMENTS
 FY 2004**

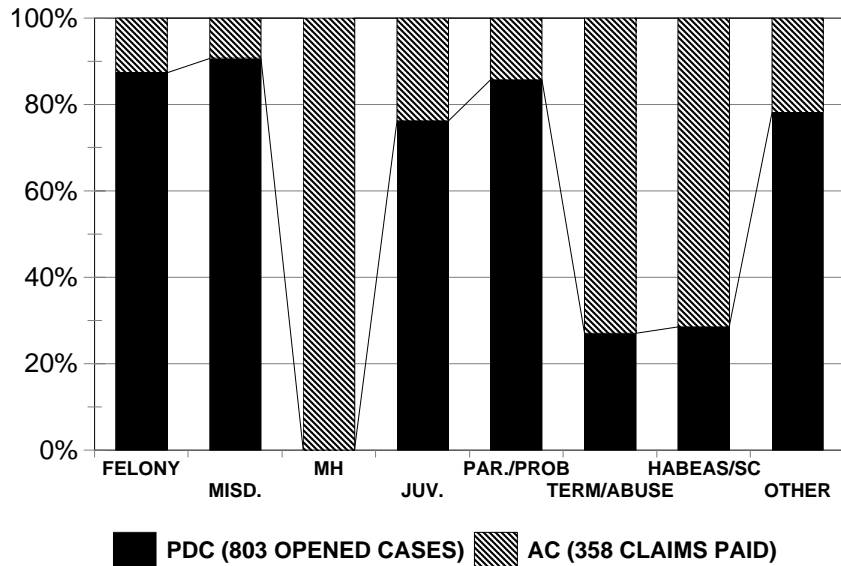


**2ND CIRCUIT (MARSHALL, TYLER, & WETZEL COUNTIES)
 PDC CASES OPENED COMPARED TO AC CLAIMS PAID FY 2004**

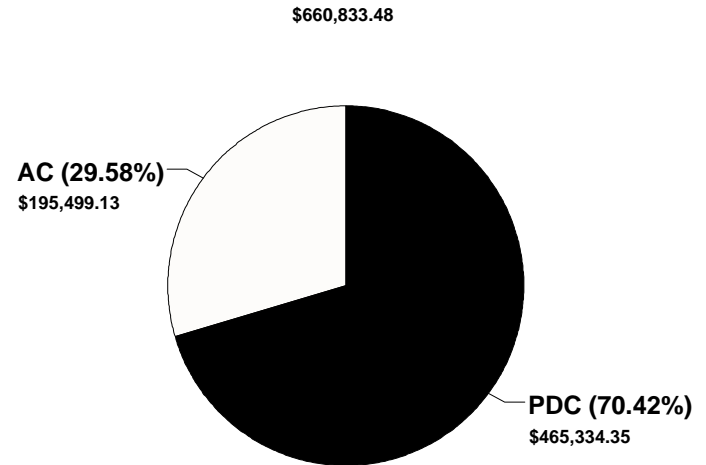
CASE TYPES	PDC	AC	TOTAL	%PDC	%AC
FELONY	158	23	181	87.29%	12.71%
MISD.	433	45	478	90.59%	9.41%
MH	0	177	177	0.00%	100.00%
JUV.	135	42	177	76.27%	23.73%
PAR./PROB	30	5	35	85.71%	14.29%
TERM/ABUSE	20	54	74	27.03%	72.97%
HABEAS/SC	2	5	7	28.57%	71.43%
OTHER	25	7	32	78.13%	21.88%
TOTAL	803	358	1161	69.16%	30.84%

PDC DISBURSEMENTS	AC DISBURSEMENTS	TOTAL	%PDC	%AC
\$465,334.35	\$195,499.13	\$660,833.48	70.42%	29.58%
AVG PDC COST PER CASE	AVG AC COST PER CASE			
\$579.49	\$546.09			

**2ND CIRCUIT OPENED CASES/CLAIMS PAID
 FY 2004**



**2ND CIRCUIT PDC/AC DISBURSEMENTS
 FY 2004**



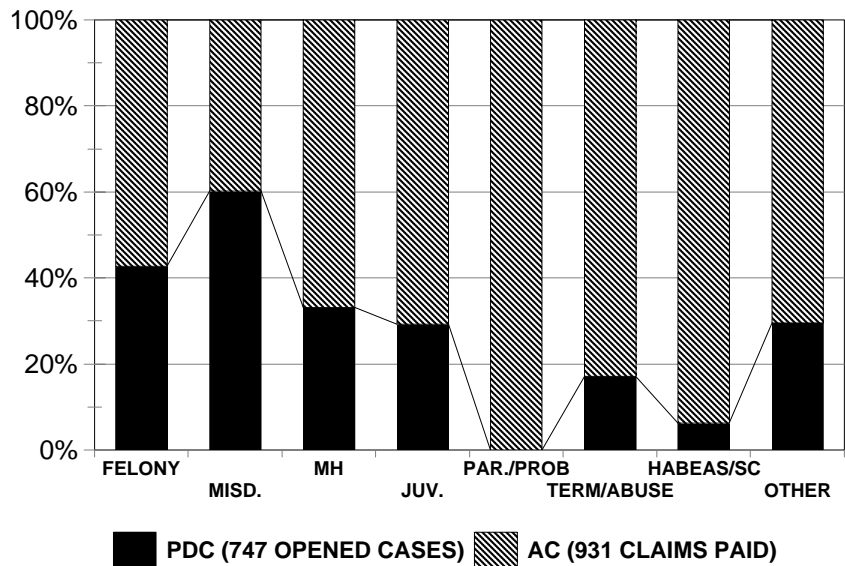
**5TH CIRCUIT (CALHOUN, JACKSON, MASON & ROANE COUNTIES)
 PDC CASES OPENED COMPARED TO AC CLAIMS PAID FY 2004**

*A Circuit Court order prohibits PDC work in Mason County. All indigent work is performed by Appointed Counsel.

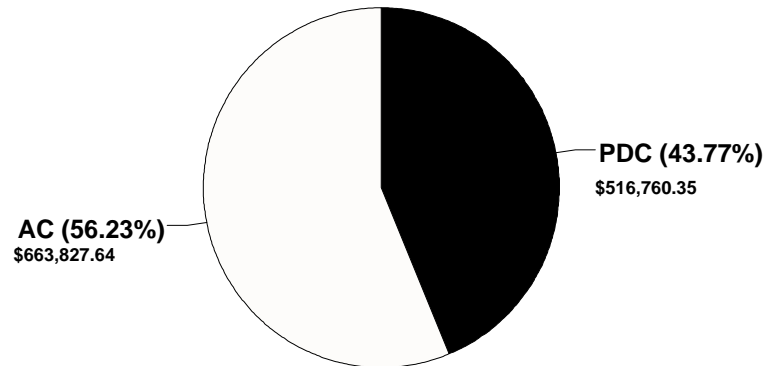
CASE TYPES	PDC	AC	TOTAL	%PDC	%AC	PDC DISBURSEMENTS	AC DISBURSEMENTS	TOTAL	%PDC	%AC
	FELONY	167	224	391	42.71%	57.29%	\$516,760.35	\$663,827.64	\$1,180,587.99	43.77%
MISD.	437	288	725	60.28%	39.72%					
MH	77	155	232	33.19%	66.81%					
JUV.	24	58	82	29.27%	70.73%					
PAR./PROB	0	24	24	0.00%	100.00%					
TERM/ABUSE	28	136	164	17.07%	82.93%	\$691.78	\$713.03			
HABEAS/SC	1	15	16	6.25%	93.75%					
OTHER	13	31	44	29.55%	70.45%					
TOTAL	747	931	1678	44.52%	55.48%					

AVG PDC COST PER CASE
 AVG AC COST PER CASE

**5TH CIRCUIT OPENED CASES/CLAIMS PAID
 FY 2004**



**5TH CIRCUIT PDC/AC DISBURSEMENTS
 FY 2004
 \$1,180,587.99**

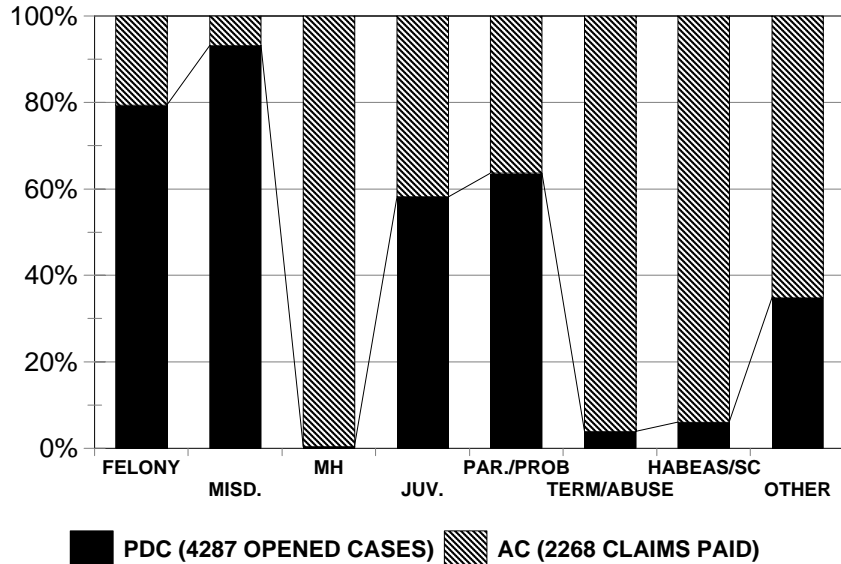


**6TH CIRCUIT and 24TH (CABELL & WAYNE COUNTIES)
 PDC CASES OPENED COMPARED TO AC CLAIMS PAID FY 2004**

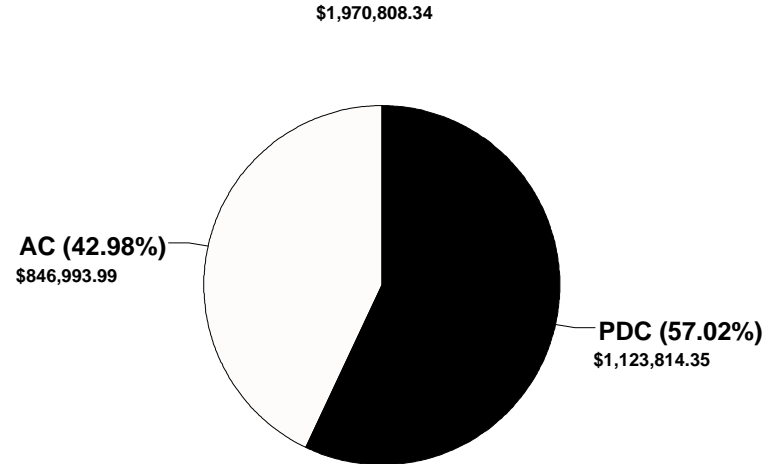
*The 6th/24th Circuits operate under one Public Defender Corporation. AC figures include both Cabell and Wayne Counties.

CASE TYPES	PDC	AC	TOTAL	%PDC	%AC	PDC DISBURSEMENTS	AC DISBURSEMENTS	TOTAL	%PDC	%AC
	FELONY	1198	310	1508	79.44%	20.56%	\$1,123,814.35	\$846,993.99	\$1,970,808.34	57.02%
MISD.	2546	186	2732	93.19%	6.81%					
MH	5	1080	1085	0.46%	99.54%					
JUV.	475	342	817	58.14%	41.86%					
PAR./PROB	35	20	55	63.64%	36.36%					
TERM/ABUSE	11	271	282	3.90%	96.10%					
HABEAS/SC	2	31	33	6.06%	93.94%					
OTHER	15	28	43	34.88%	65.12%					
TOTAL	4287	2268	6555	65.40%	34.60%	AVG PDC COST PER CASE	AVG AC COST PER CASE			
						\$262.14	\$373.45			

**6TH/24TH CIRCUITS OPENED CASES/CLAIMS
 FY 2004**



**6TH/24TH CIRCUITS PDC/AC DISBURSEMENTS
 FY 2004**

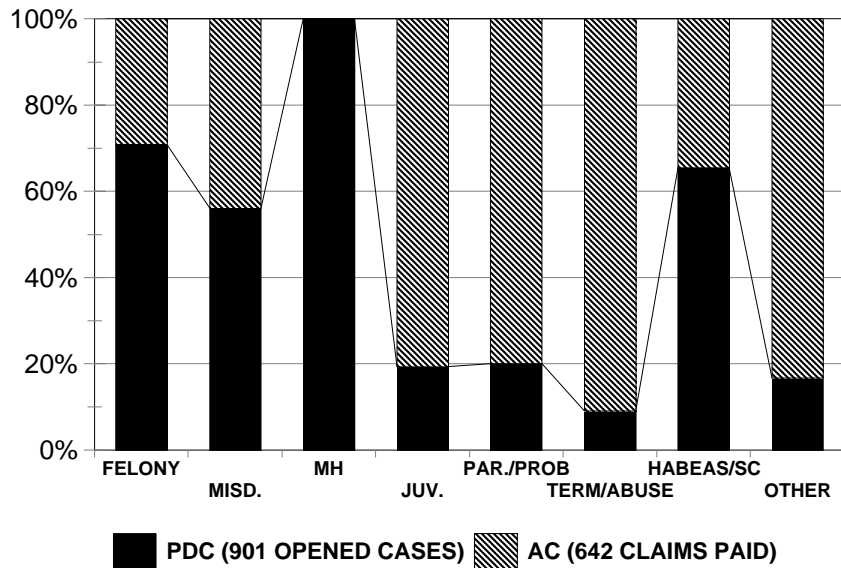


**7TH CIRCUIT (LOGAN COUNTY)
 PDC CASES OPENED COMPARED TO AC CLAIMS PAID FY 2004**

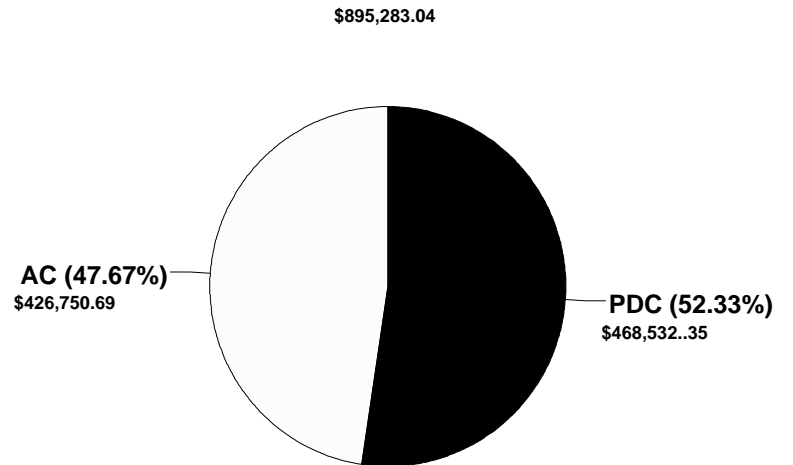
CASE TYPES	PDC	AC	TOTAL	%PDC	%AC
FELONY	287	118	405	70.86%	29.14%
MISD.	383	300	683	56.08%	43.92%
MH	174	0	174	100.00%	0.00%
JUV.	24	100	124	19.35%	80.65%
PAR./PROB	6	24	30	20.00%	80.00%
TERM/ABUSE	8	81	89	8.99%	91.01%
HABEAS/SC	17	9	26	65.38%	34.62%
OTHER	2	10	12	16.67%	83.33%
TOTAL	901	642	1543	58.39%	41.61%

PDC DISBURSEMENTS	AC DISBURSEMENTS	TOTAL	%PDC	%AC
\$468,532.35	\$426,750.69	\$895,283.04	52.33%	47.67%
AVG PDC COST PER CASE	AVG AC COST PER CASE			
\$520.01	\$664.72			

**7TH CIRCUIT OPENED CASES/CLAIMS PAID
 FY 2004**



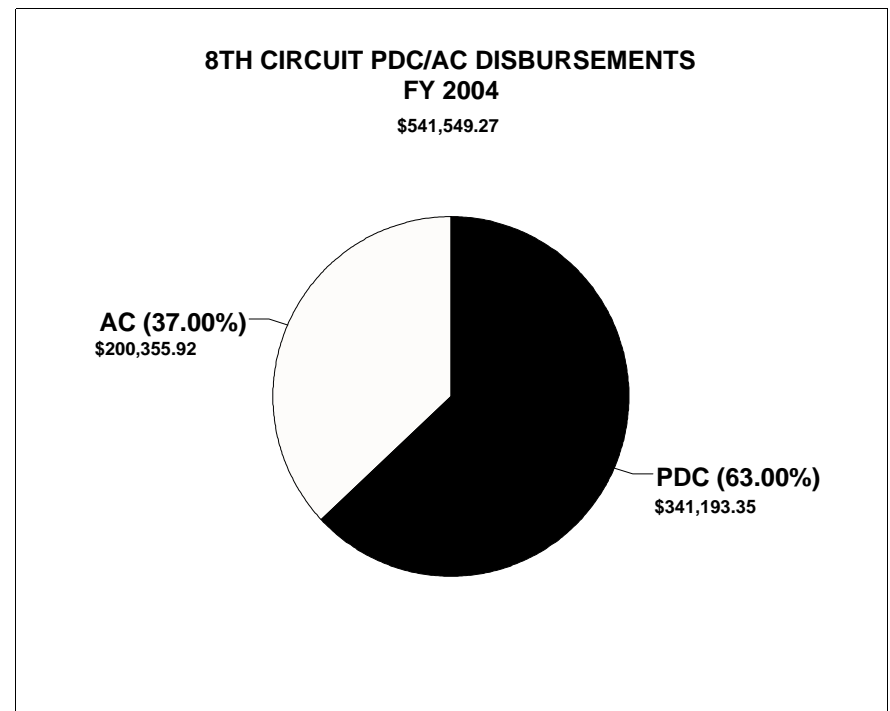
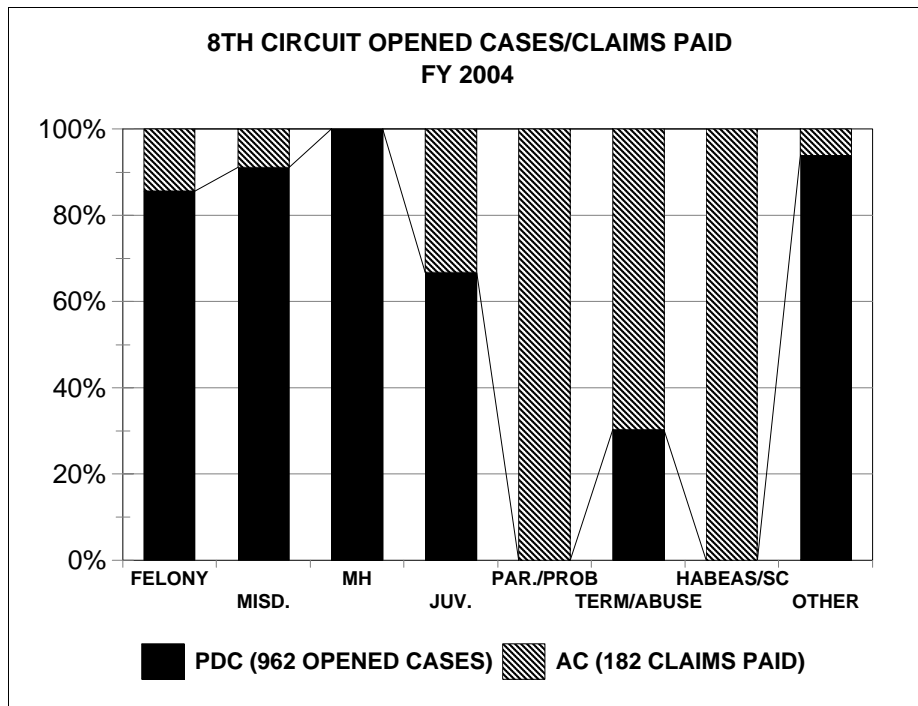
**7TH CIRCUIT PDC/AC DISBURSEMENTS
 FY 2004**



**8TH CIRCUIT (MCDOWELL COUNTY)
 PDC CASES OPENED COMPARED TO AC CLAIMS PAID FY 2004**

CASE TYPES	PDC	AC	TOTAL	%PDC	%AC
FELONY	257	43	300	85.67%	14.33%
MISD.	577	56	633	91.15%	8.85%
MH	24	0	24	100.00%	0.00%
JUV.	54	27	81	66.67%	33.33%
PAR./PROB	0	1	1	0.00%	100.00%
TERM/ABUSE	20	46	66	30.30%	69.70%
HABEAS/SC	0	7	7	0.00%	100.00%
OTHER	30	2	32	93.75%	6.25%
TOTAL	962	182	1144	84.09%	15.91%

PDC DISBURSEMENTS	AC DISBURSEMENTS	TOTAL	%PDC	%AC
\$341,193.35	\$200,355.92	\$541,549.27	63.00%	37.00%
AVG PDC COST PER CASE	AVG AC COST PER CASE			
\$354.67	\$1,100.86			

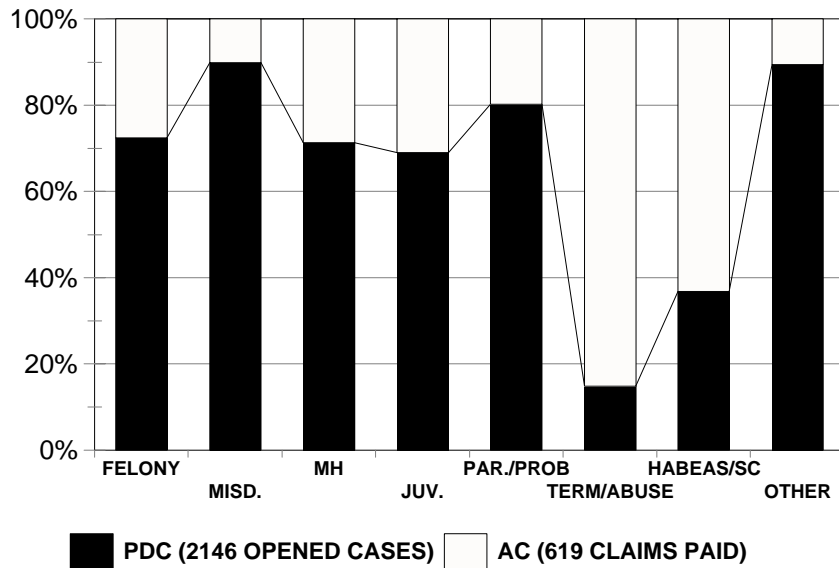


**9TH CIRCUIT (MERCER COUNTY)
 PDC CASES OPENED COMPARED TO AC CLAIMS PAID FY 2004**

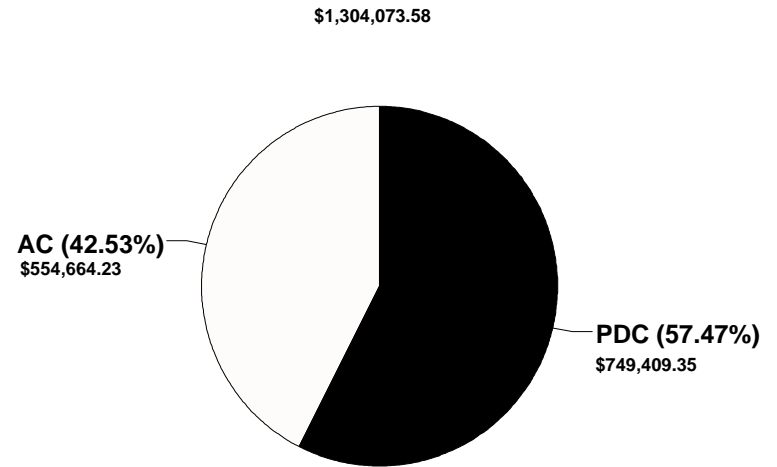
CASE TYPES	PDC	AC	TOTAL	%PDC	%AC
FELONY	441	168	609	72.41%	27.59%
MISD.	1369	154	1523	89.89%	10.11%
MH	112	45	157	71.34%	28.66%
JUV.	60	27	87	68.97%	31.03%
PAR./PROB	65	16	81	80.25%	19.75%
TERM/ABUSE	33	190	223	14.80%	85.20%
HABEAS/SC	7	12	19	36.84%	63.16%
OTHER	59	7	66	89.39%	10.61%
TOTAL	2146	619	2765	77.61%	22.39%

PDC DISBURSEMENTS	AC DISBURSEMENTS	TOTAL	%PDC	%AC
\$749,409.35	\$554,664.23	\$1,304,073.58	57.47%	42.53%
AVG PDC COST PER CASE	AVG AC COST PER CASE			
\$349.21	\$896.06			

**9TH CIRCUIT OPENED CASES/CLAIMS PAID
 FY 2004**



**9TH CIRCUIT PDC/AC DISBURSEMENTS
 FY 2004**

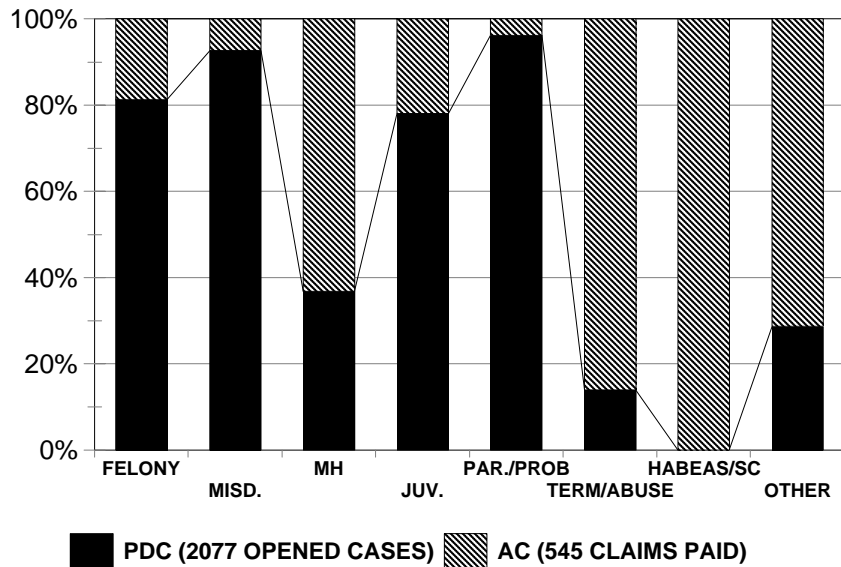


**10TH CIRCUIT (RALEIGH COUNTY)
 PDC CASES OPENED COMPARED TO AC CLAIMS PAID FY 2004**

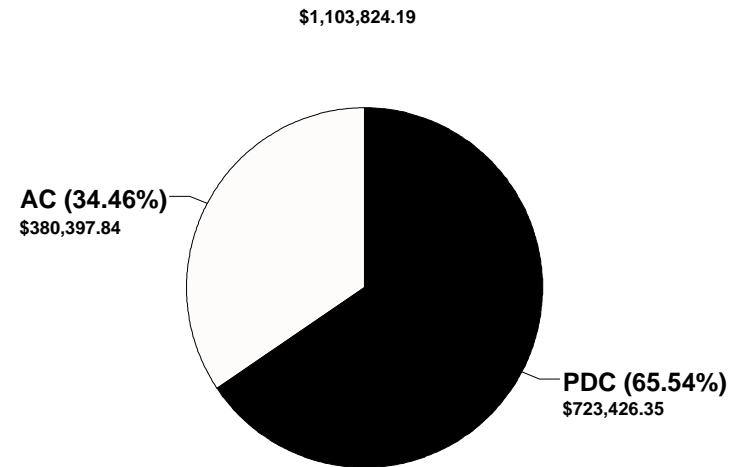
CASE TYPES	PDC	AC	TOTAL	%PDC	%AC
FELONY	500	115	615	81.30%	18.70%
MISD.	1215	97	1312	92.61%	7.39%
MH	49	84	133	36.84%	63.16%
JUV.	207	58	265	78.11%	21.89%
PAR./PROB	75	3	78	96.15%	3.85%
TERM/ABUSE	29	179	208	13.94%	86.06%
HABEAS/SC	0	4	4	0.00%	100.00%
OTHER	2	5	7	28.57%	71.43%
TOTAL	2077	545	2622	79.21%	20.79%

PDC DISBURSEMENTS	AC DISBURSEMENTS	TOTAL	%PDC	%AC
\$723,426.35	\$380,397.84	\$1,103,824.19	65.54%	34.46%
AVG PDC COST PER CASE	AVG AC COST PER CASE			
\$348.30	\$697.98			

**10TH CIRCUIT OPENED CASES/CLAIMS PAID
 FY 2004**



**10TH CIRCUIT PDC/AC DISBURSEMENTS
 FY 2004**

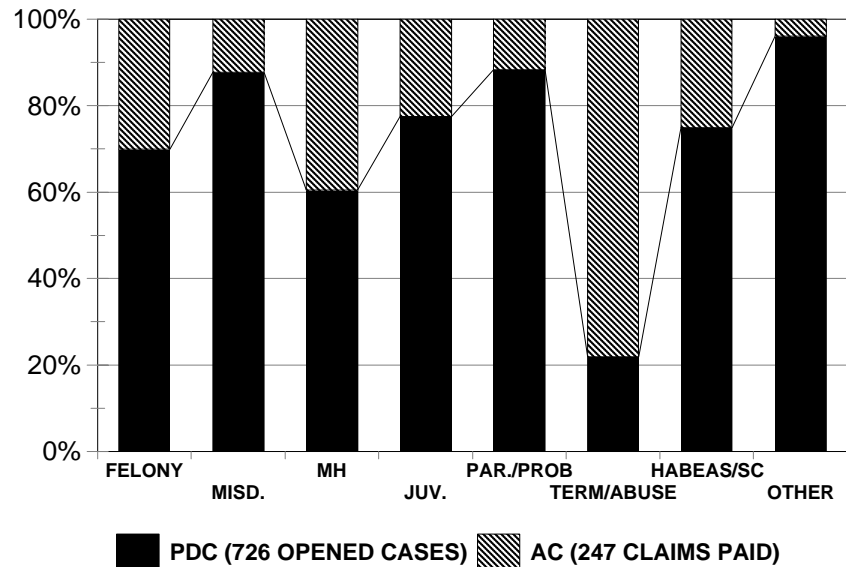


**11TH CIRCUIT (GREENBRIER & POCAHONTAS COUNTIES)
 PDC CASES OPENED COMPARED TO AC CLAIMS PAID FY 2004**

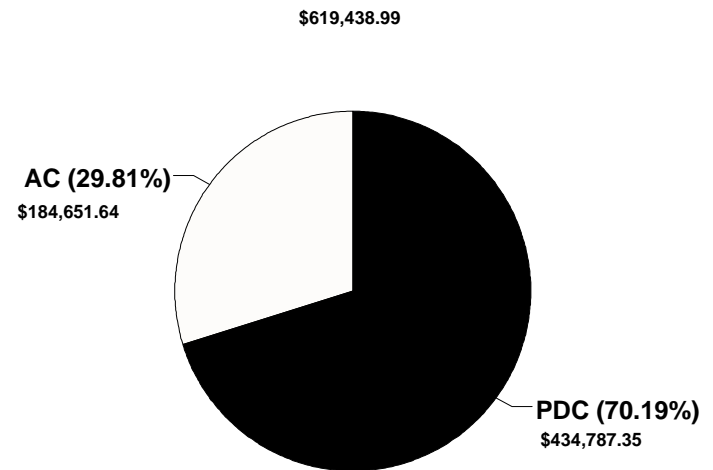
CASE TYPES	PDC	AC	TOTAL	%PDC	%AC
FELONY	153	66	219	69.86%	30.14%
MISD.	335	47	382	87.70%	12.30%
MH	101	66	167	60.48%	39.52%
JUV.	55	16	71	77.46%	22.54%
PAR./PROB	15	2	17	88.24%	11.76%
TERM/ABUSE	13	46	59	22.03%	77.97%
HABEAS/SC	6	2	8	75.00%	25.00%
OTHER	48	2	50	96.00%	4.00%
TOTAL	726	247	973	74.61%	25.39%

PDC DISBURSEMENTS	AC DISBURSEMENTS	TOTAL	%PDC	%AC
\$434,787.35	\$184,651.64	\$619,438.99	70.19%	29.81%
AVG PDC COST PER CASE	AVG AC COST PER CASE			
\$598.88	\$747.58			

**11TH CIRCUIT OPENED CASES/CLAIMS PAID
 FY 2004**



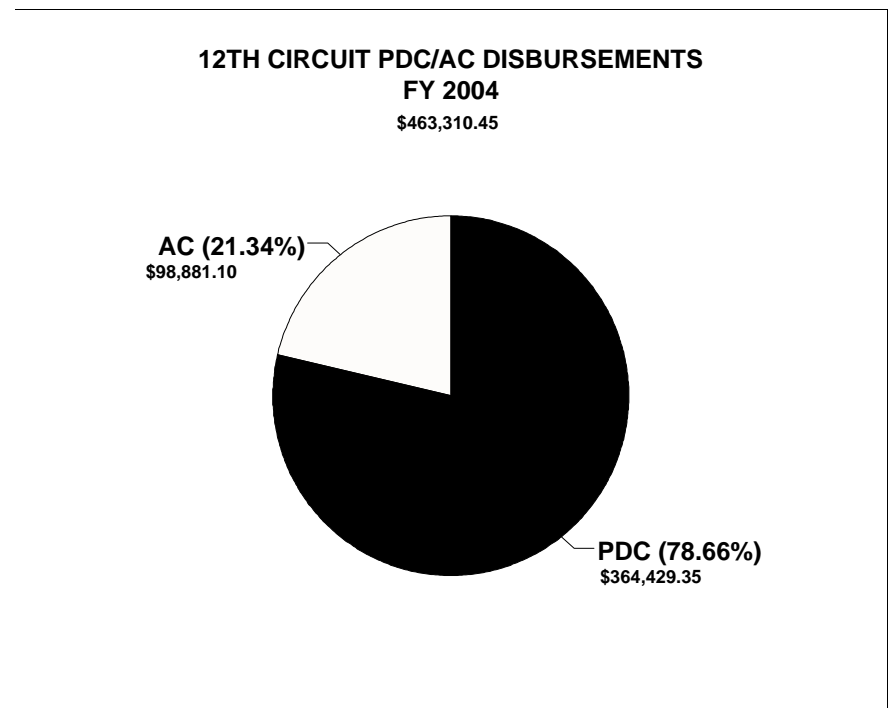
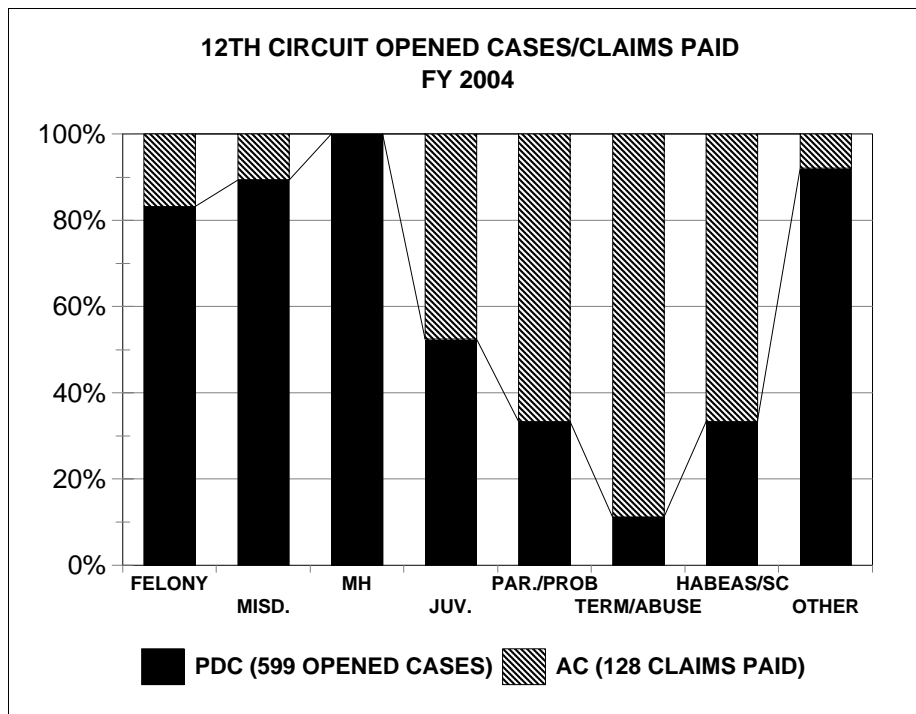
**11TH CIRCUIT PDC/AC DISBURSEMENTS
 FY 2004**



**12TH CIRCUIT (FAYETTE COUNTY)
 PDC CASES OPENED COMPARED TO AC CLAIMS PAID FY 2004**

CASE TYPES	PDC	AC	TOTAL	%PDC	%AC
FELONY	163	33	196	83.16%	16.84%
MISD.	367	44	411	89.29%	10.71%
MH	16	0	16	100.00%	0.00%
JUV.	11	10	21	52.38%	47.62%
PAR./PROB	1	2	3	33.33%	66.67%
TERM/ABUSE	4	32	36	11.11%	88.89%
HABEAS/SC	2	4	6	33.33%	66.67%
OTHER	35	3	38	92.11%	7.89%
TOTAL	599	128	727	82.39%	17.61%

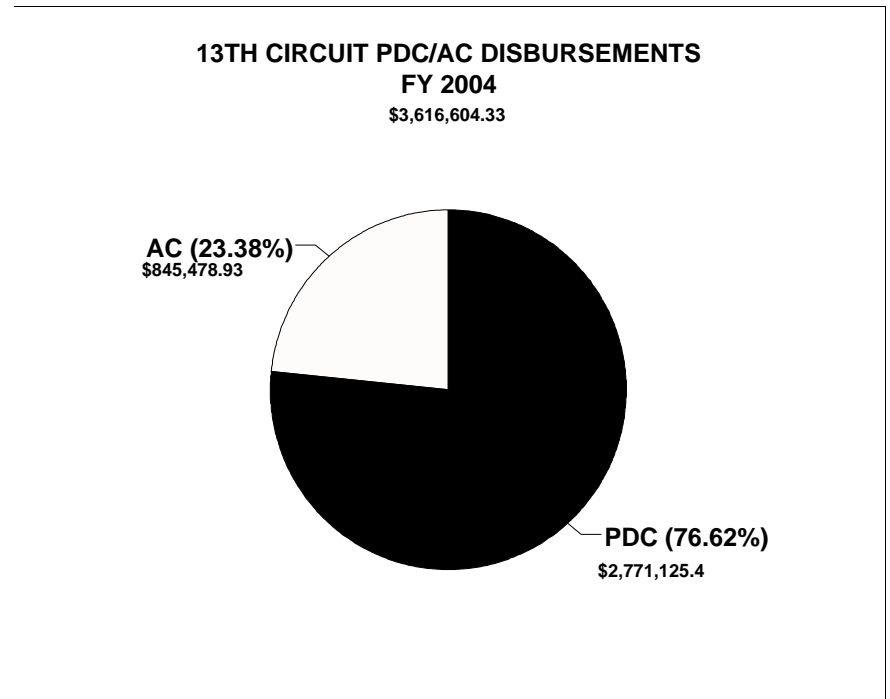
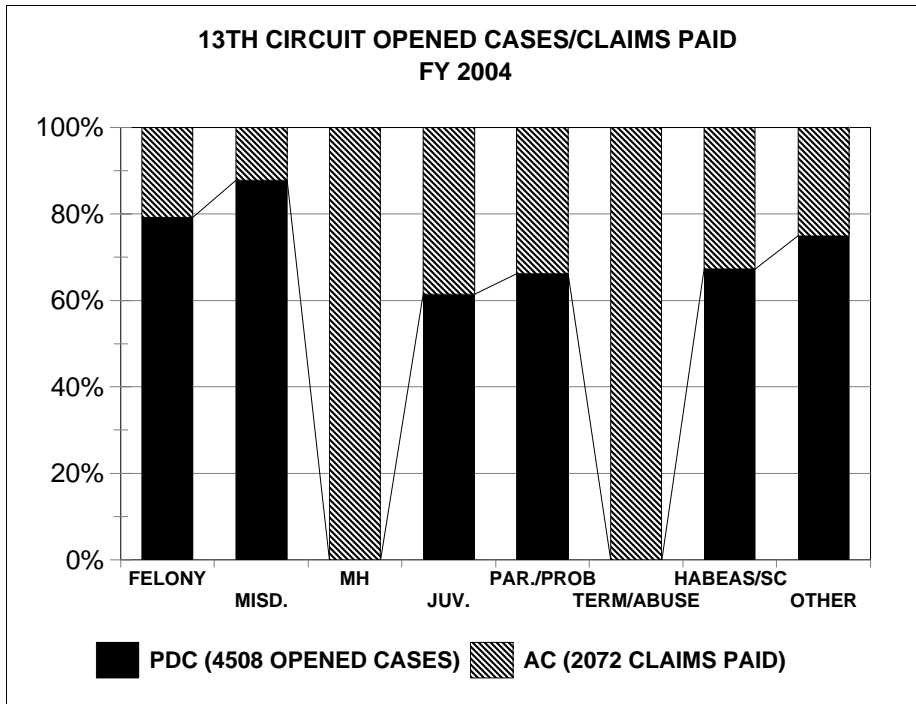
PDC DISBURSEMENTS	AC DISBURSEMENTS	TOTAL	%PDC	%AC
\$364,429.35	\$98,881.10	\$463,310.45	78.66%	21.34%
AVG PDC COST PER CASE	AVG AC COST PER CASE			
\$608.40	\$772.51			



**13TH CIRCUIT (KANAWHA COUNTY)
 PDC CASES OPENED COMPARED TO AC CLAIMS PAID FY 2004**

CASE TYPES	PDC	AC	TOTAL	%PDC	%AC
FELONY	1127	295	1422	79.25%	20.75%
MISD.	2970	414	3384	87.77%	12.23%
MH	0	933	933	0.00%	100.00%
JUV.	278	175	453	61.37%	38.63%
PAR./PROB	41	21	62	66.13%	33.87%
TERM/ABUSE	0	198	198	0.00%	100.00%
HABEAS/SC	35	17	52	67.31%	32.69%
OTHER	57	19	76	75.00%	25.00%
TOTAL	4508	2072	6580	68.51%	31.49%

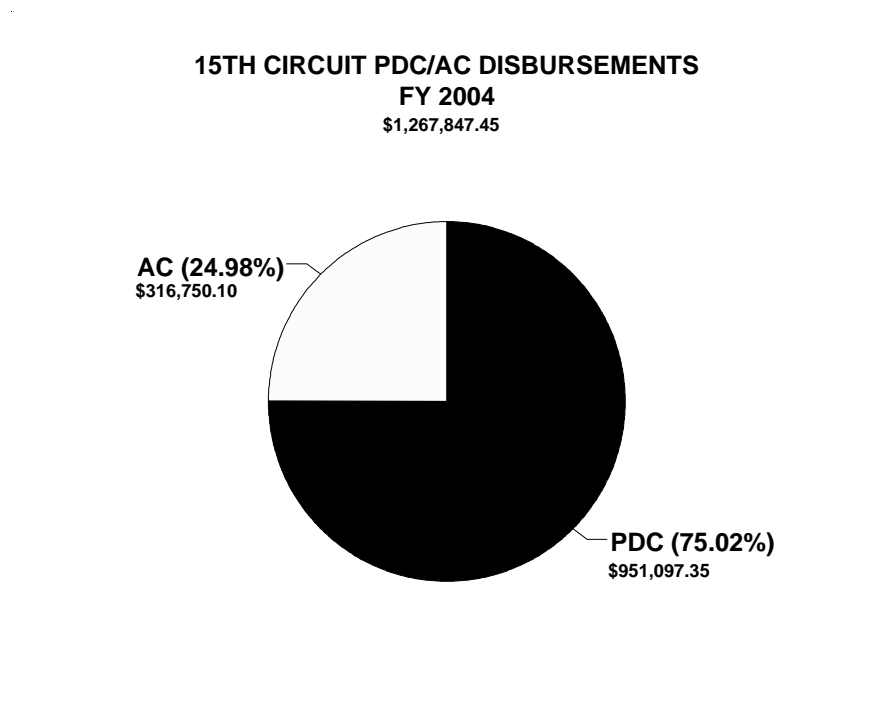
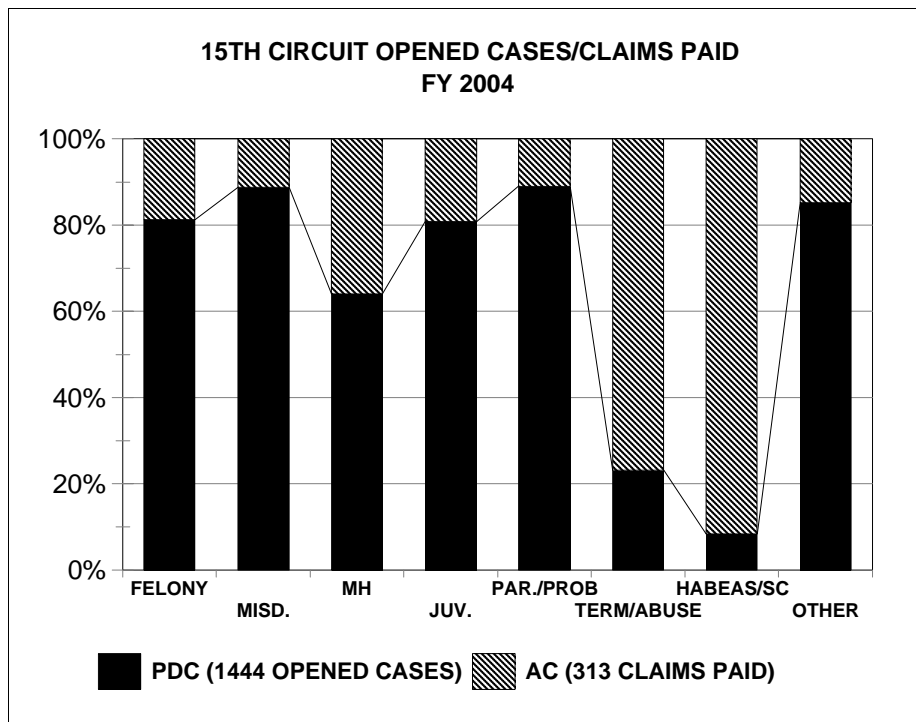
PDC DISBURSEMENTS	AC DISBURSEMENTS	TOTAL	%PDC	%AC
\$2,771,125.40	\$845,478.93	\$3,616,604.33	76.62%	23.38%
AVG PDC COST PER CASE	AVG AC COST PER CASE			
\$614.71	\$408.05			



**15TH CIRCUIT (HARRISON COUNTY)
 PDC CASES OPENED COMPARED TO AC CLAIMS PAID FY 2004**

CASE TYPES	PDC	AC	TOTAL	%PDC	%AC
FELONY	365	84	449	81.29%	18.71%
MISD.	741	94	835	88.74%	11.26%
MH	43	24	67	64.18%	35.82%
JUV.	210	50	260	80.77%	19.23%
PAR./PROB	49	6	55	89.09%	10.91%
TERM/ABUSE	12	40	52	23.08%	76.92%
HABEAS/SC	1	11	12	8.33%	91.67%
OTHER	23	4	27	85.19%	14.81%
TOTAL	1444	313	1757	82.19%	17.81%

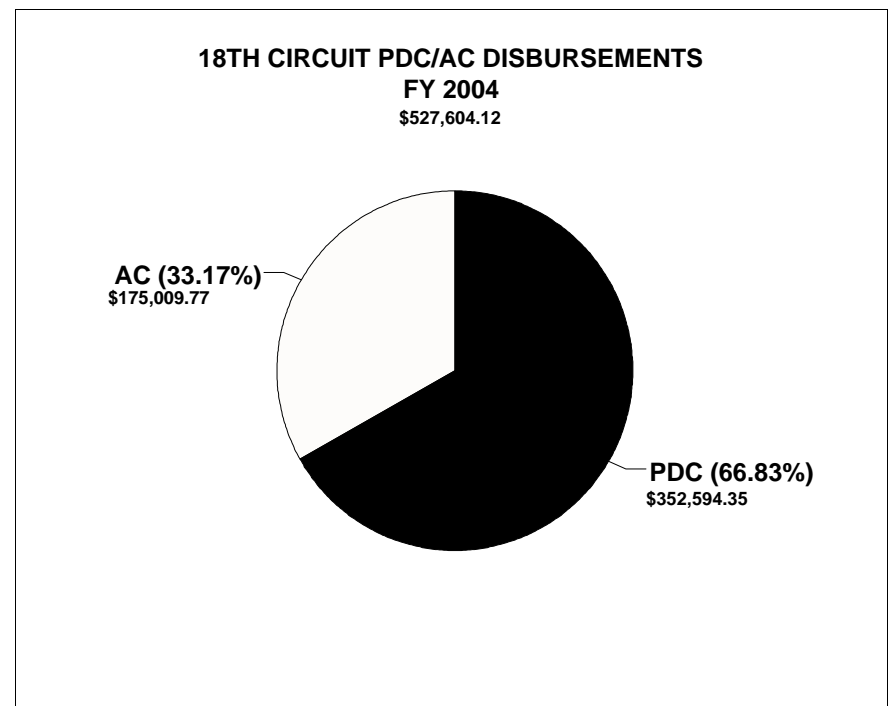
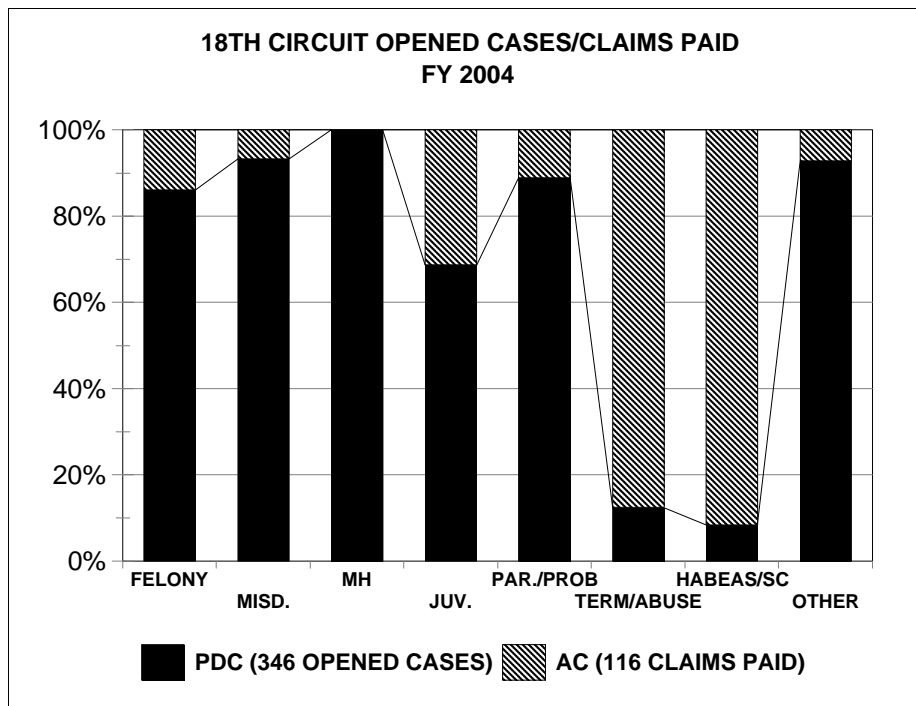
PDC DISBURSEMENTS	AC DISBURSEMENTS	TOTAL	%PDC	%AC
\$951,097.35	\$316,750.10	\$1,267,847.45	75.02%	24.98%
AVG PDC COST PER CASE	AVG AC COST PER CASE			
\$658.65	\$1,011.98			



**18TH CIRCUIT (PRESTON COUNTY)
 PDC CASES OPENED COMPARED TO AC CLAIMS PAID FY 2004**

CASE TYPES	PDC	AC	TOTAL	%PDC	%AC
FELONY	104	17	121	85.95%	14.05%
MISD.	126	9	135	93.33%	6.67%
MH	40	0	40	100.00%	0.00%
JUV.	24	11	35	68.57%	31.43%
PAR./PROB	16	2	18	88.89%	11.11%
TERM/ABUSE	9	64	73	12.33%	87.67%
HABEAS/SC	1	11	12	8.33%	91.67%
OTHER	26	2	28	92.86%	7.14%
TOTAL	346	116	462	74.89%	25.11%

PDC DISBURSEMENTS	AC DISBURSEMENTS	TOTAL	%PDC	%AC
\$352,594.35	\$175,009.77	\$527,604.12	66.83%	33.17%
AVG PDC COST PER CASE	AVG AC COST PER CASE			
\$1,019.06	\$1,508.70			

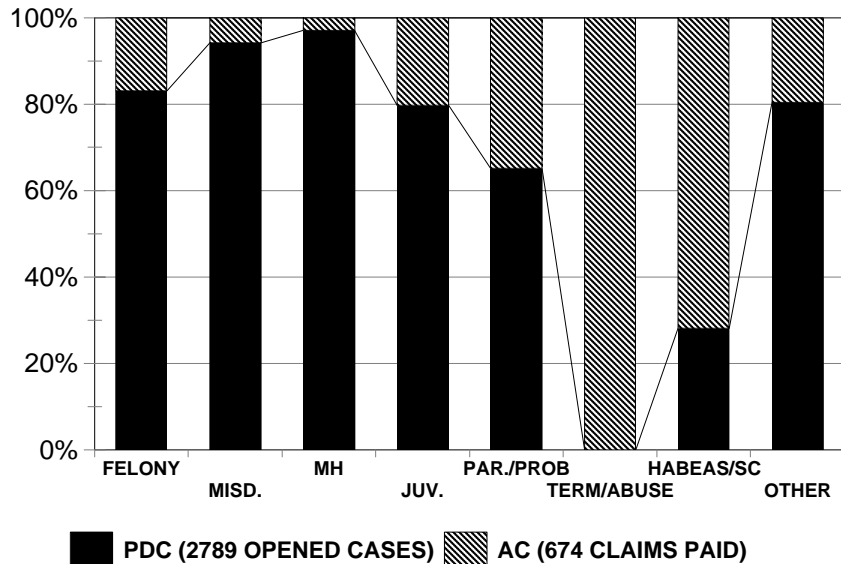


**23RD CIRCUIT (BERKELEY, JEFFERSON & MORGAN COUNTIES)
 PDC CASES OPENED COMPARED TO AC CLAIMS PAID FY 2004**

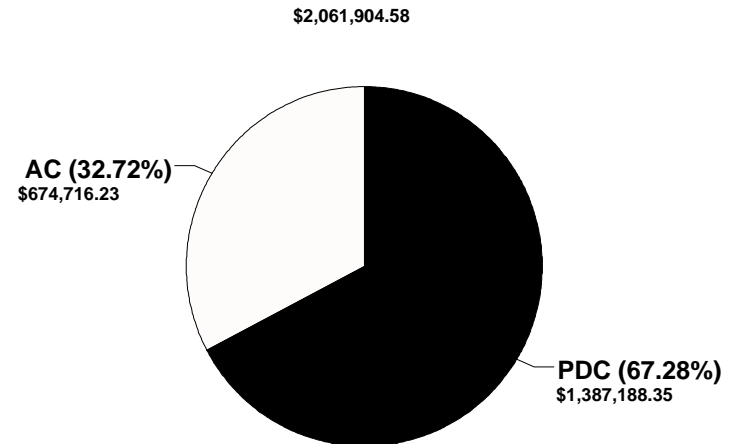
CASE TYPES	PDC	AC	TOTAL	%PDC	%AC
FELONY	912	186	1098	83.06%	16.94%
MISD.	1383	85	1468	94.21%	5.79%
MH	99	3	102	97.06%	2.94%
JUV.	323	82	405	79.75%	20.25%
PAR./PROB	30	16	46	65.22%	34.78%
TERM/ABUSE	0	271	271	0.00%	100.00%
HABEAS/SC	9	23	32	28.13%	71.88%
OTHER	33	8	41	80.49%	19.51%
TOTAL	2789	674	3463	80.54%	19.46%

PDC DISBURSEMENTS	AC DISBURSEMENTS	TOTAL	%PDC	%AC
\$1,387,188.35	\$674,716.23	\$2,061,904.58	67.28%	32.72%
AVG PDC COST PER CASE	AVG AC COST PER CASE			
\$497.38	\$1,001.06			

**23RD CIRCUIT OPENED CASES/CLAIMS PAID
 FY 2004**



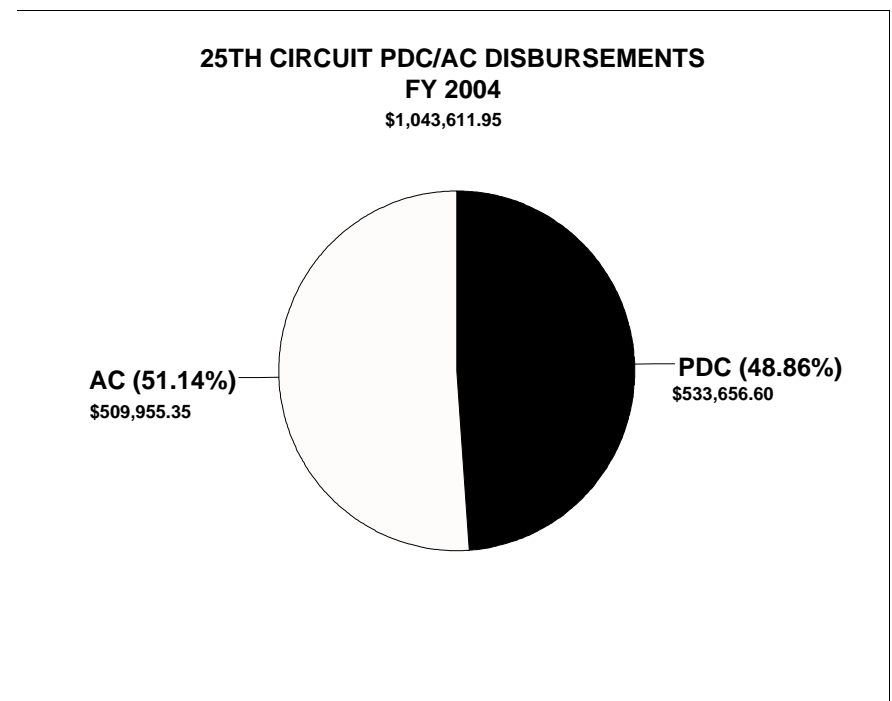
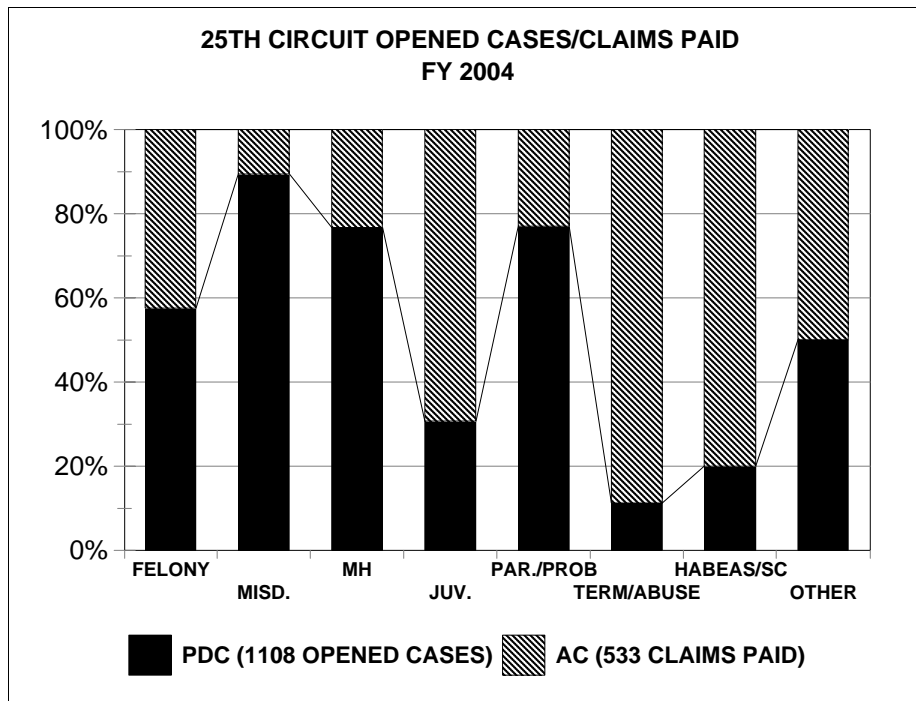
**23RD CIRCUIT PDC/AC DISBURSEMENTS
 FY 2004**



**25TH CIRCUIT (BOONE & LINCOLN COUNTIES)
 PDC CASES OPENED COMPARED TO AC CLAIMS PAID FY 2004**

CASE TYPES	PDC	AC	TOTAL	%PDC	%AC
FELONY	190	140	330	57.58%	42.42%
MISD.	621	73	694	89.48%	10.52%
MH	158	48	206	76.70%	23.30%
JUV.	59	133	192	30.73%	69.27%
PAR./PROB	47	14	61	77.05%	22.95%
TERM/ABUSE	13	102	115	11.30%	88.70%
HABEAS/SC	1	4	5	20.00%	80.00%
OTHER	19	19	38	50.00%	50.00%
TOTAL	1108	533	1641	67.52%	32.48%

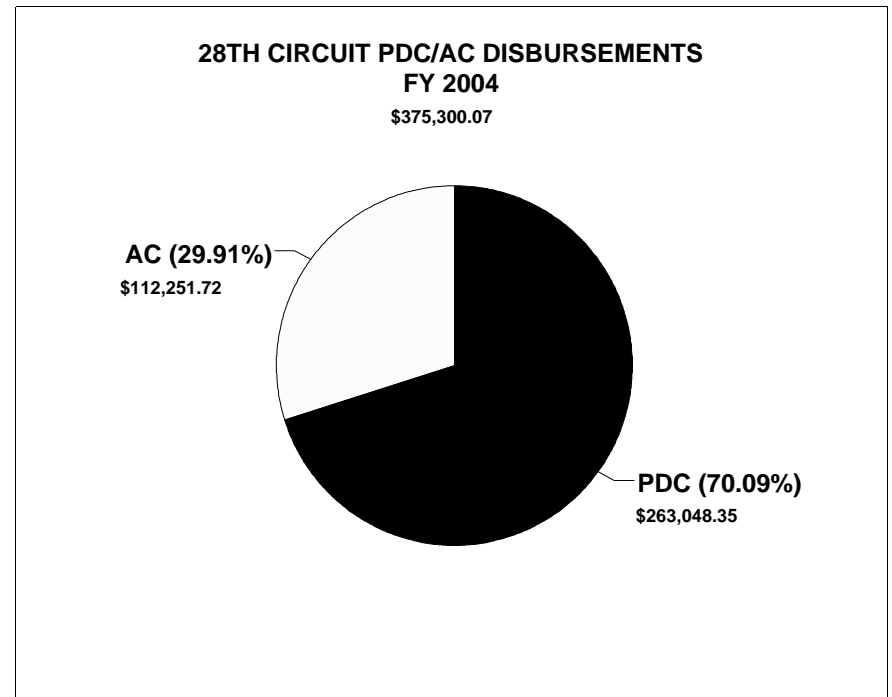
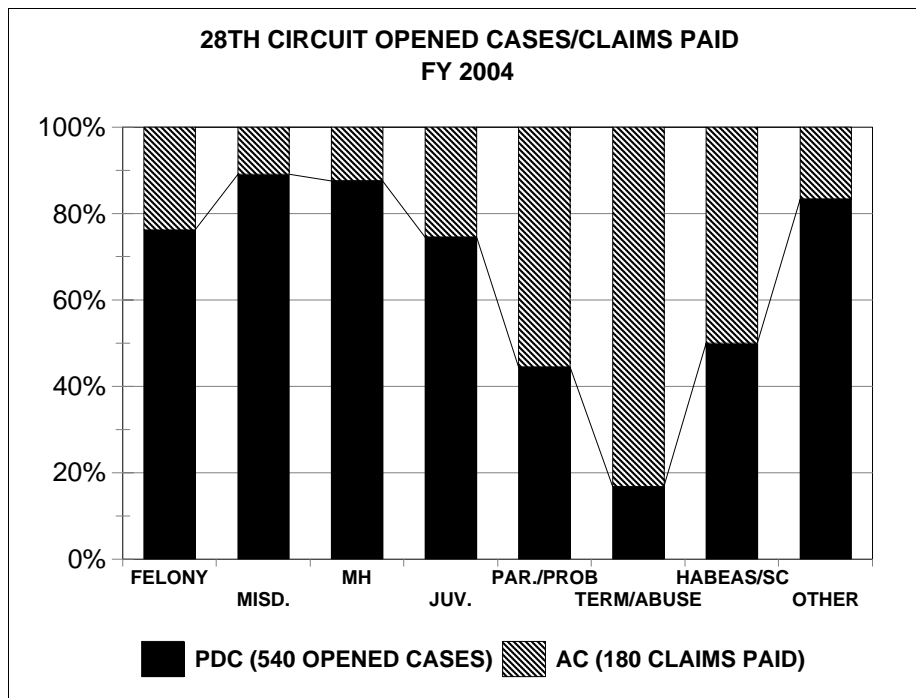
PDC DISBURSEMENTS	AC DISBURSEMENTS	TOTAL	%PDC	%AC
\$509,955.35	\$533,656.60	\$1,043,611.95	48.86%	51.14%
AVG PDC COST PER CASE	AVG AC COST PER CASE			
\$460.25	\$1,001.23			



**28TH CIRCUIT (NICHOLAS COUNTY)
 PDC CASES OPENED COMPARED TO AC CLAIMS PAID FY 2004**

CASE TYPES	PDC	AC	TOTAL	%PDC	%AC
FELONY	135	42	177	76.27%	23.73%
MISD.	294	36	330	89.09%	10.91%
MH	42	6	48	87.50%	12.50%
JUV.	38	13	51	74.51%	25.49%
PAR./PROB	4	5	9	44.44%	55.56%
TERM/ABUSE	15	74	89	16.85%	83.15%
HABEAS/SC	2	2	4	50.00%	50.00%
OTHER	10	2	12	83.33%	16.67%
TOTAL	540	180	720	75.00%	25.00%

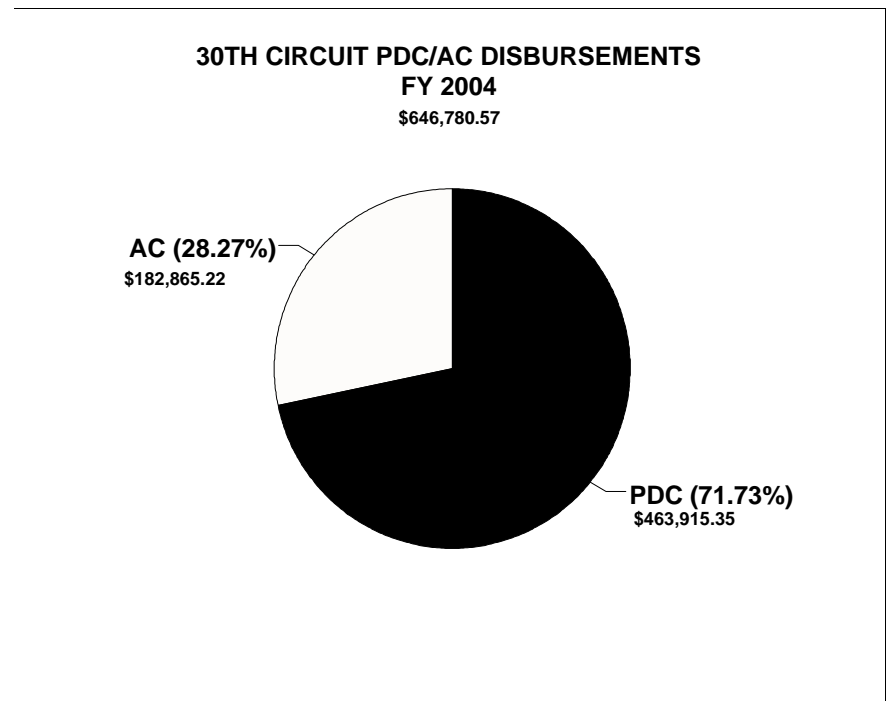
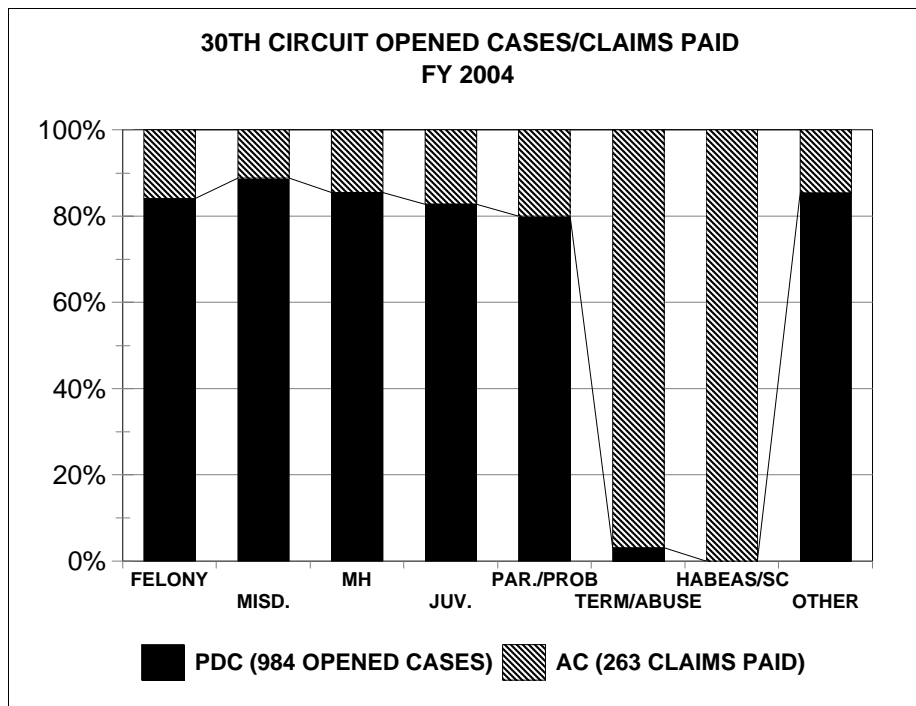
PDC DISBURSEMENTS	AC DISBURSEMENTS	TOTAL	%PDC	%AC
\$263,048.35	\$112,251.72	\$375,300.07	70.09%	29.91%
AVG PDC COST PER CASE	AVG AC COST PER CASE			
\$487.13	\$623.62			



**30TH CIRCUIT (MINGO COUNTY)
 PDC CASES OPENED COMPARED TO AC CLAIMS PAID FY 2004**

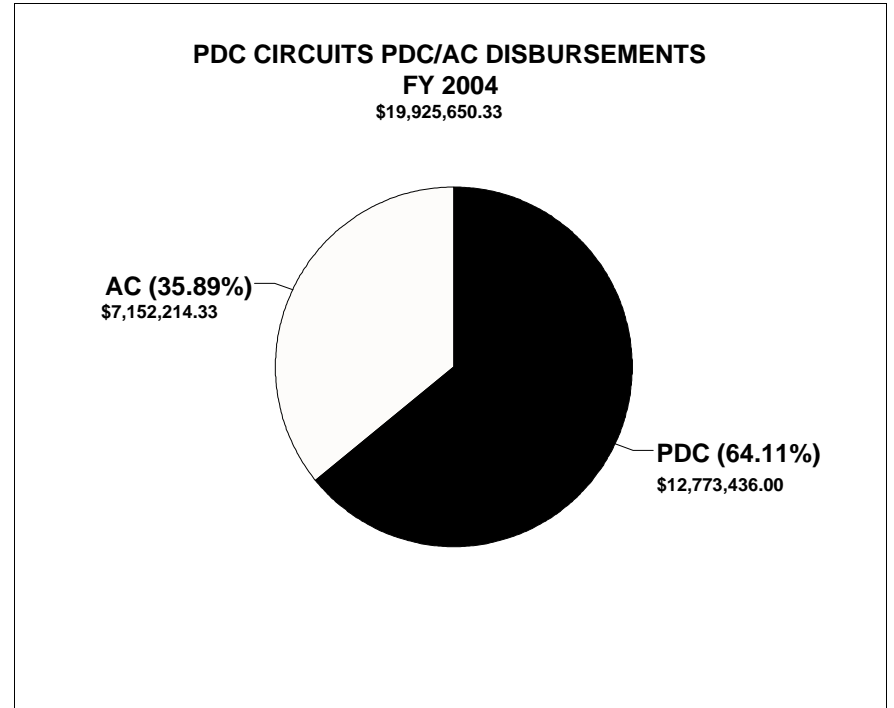
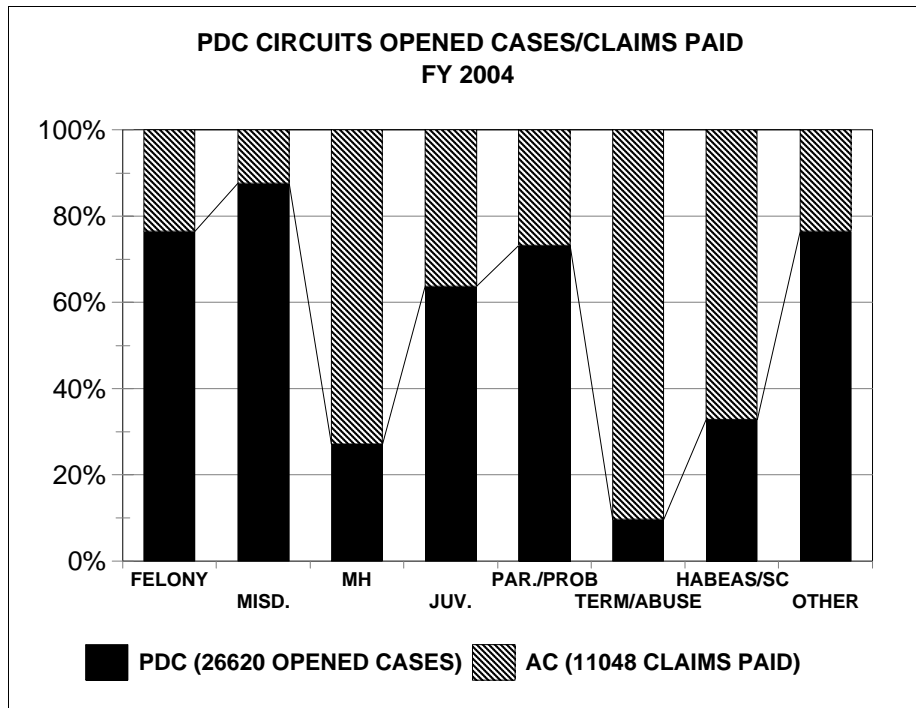
CASE TYPES	PDC	AC	TOTAL	%PDC	%AC
FELONY	280	53	333	84.08%	15.92%
MISD.	407	51	458	88.86%	11.14%
MH	153	26	179	85.47%	14.53%
JUV.	86	18	104	82.69%	17.31%
PAR./PROB	8	2	10	80.00%	20.00%
TERM/ABUSE	3	94	97	3.09%	96.91%
HABEAS/SC	0	11	11	0.00%	100.00%
OTHER	47	8	55	85.45%	14.55%
TOTAL	984	263	1247	78.91%	21.09%

PDC DISBURSEMENTS	AC DISBURSEMENTS	TOTAL	%PDC	%AC
\$463,915.35	\$182,865.22	\$646,780.57	71.73%	28.27%
AVG PDC COST PER CASE	AVG AC COST PER CASE			
\$471.46	\$695.31			



**ALL PUBLIC DEFENDER CORPORATION CIRCUITS (18 CIRCUITS 29 COUNTIES)
 PDC CASES OPENED COMPARED TO AC CLAIMS PAID FY 2004**

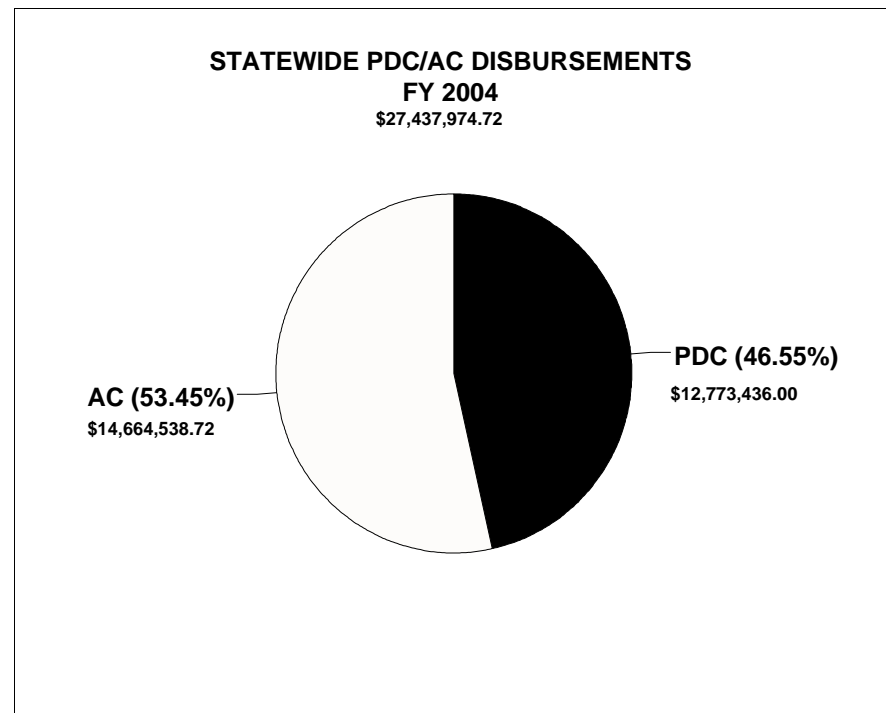
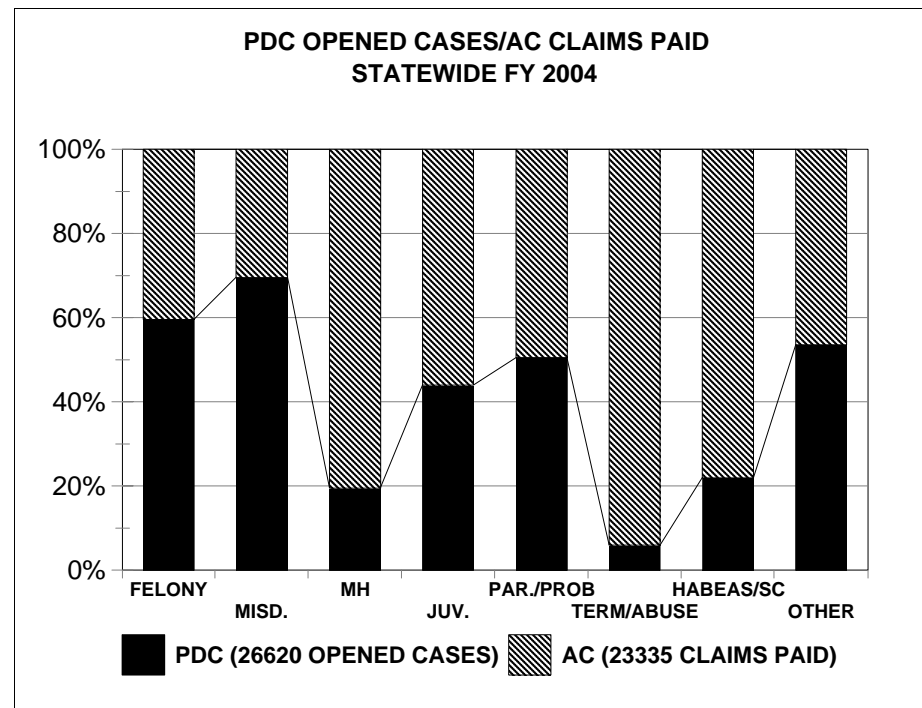
CASE TYPES	PDC	AC	TOTAL	%PDC	%AC	PDC DISBURSEMENTS	AC DISBURSEMENTS	TOTAL	%PDC	%AC
	FELONY	6754	2073	8827	76.52%	23.48%	\$12,773,436.00	\$7,152,214.33	\$19,925,650.33	64.11%
MISD.	15245	2151	17396	87.64%	12.36%					
MH	1095	2933	4028	27.18%	72.82%	AVG PDC COST	AVG AC COST			
JUV.	2185	1241	3426	63.78%	36.22%	PER CASE	PER CASE			
PAR./PROB	490	180	670	73.13%	26.87%	\$479.84	\$647.38			
TERM/ABUSE	228	2124	2352	9.69%	90.31%					
HABEAS/SC	88	181	269	32.71%	67.29%					
OTHER	535	165	700	76.43%	23.57%					
TOTAL	26620	11048	37668	70.67%	29.33%					



**STATISTICS FOR BOTH PDC AND APPOINTED COUNSEL STATEWIDE
 PDC CASES OPENED COMPARED TO AC CLAIMS PAID FY 2004**

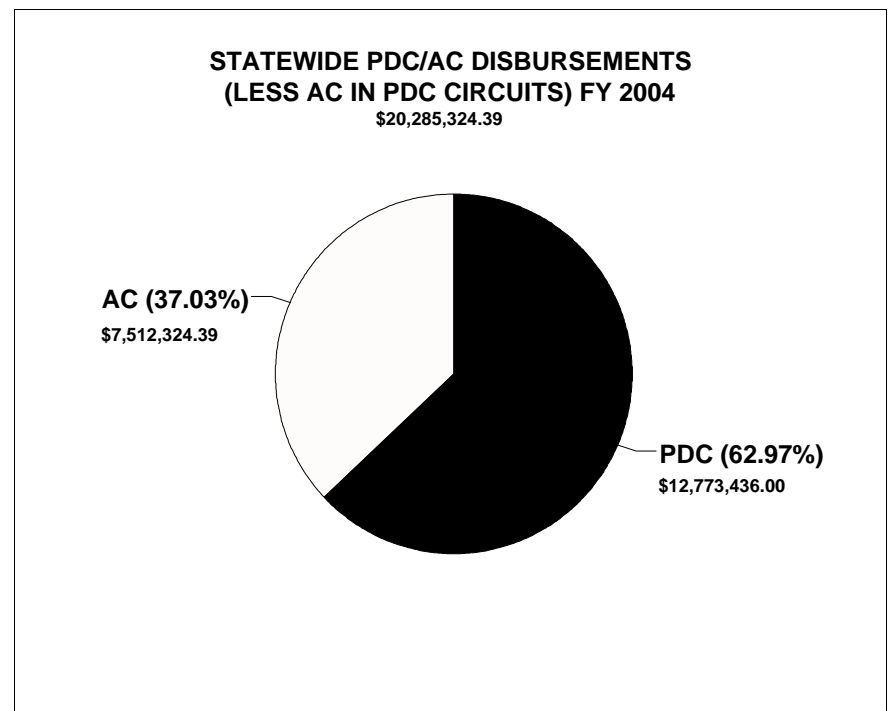
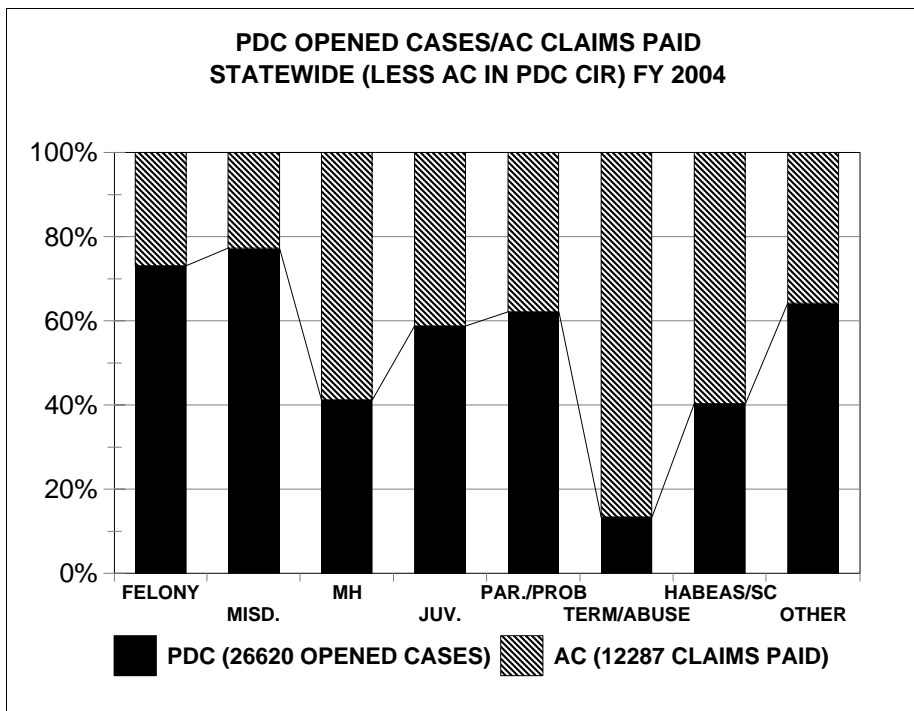
CASE TYPES	PDC	AC	TOTAL	%PDC	%AC
FELONY	6754	4565	11319	59.67%	40.33%
MISD.	15245	6647	21892	69.64%	30.36%
MH	1095	4496	5591	19.59%	80.41%
JUV.	2185	2776	4961	44.04%	55.96%
PAR./PROB	490	479	969	50.57%	49.43%
TERM/ABUSE	228	3597	3825	5.96%	94.04%
HABEAS/SC	88	311	399	22.06%	77.94%
OTHER	535	464	999	53.55%	46.45%
TOTAL	26620	23335	49955	53.29%	46.71%

PDC DISBURSEMENTS	AC DISBURSEMENTS	TOTAL	%PDC	%AC
\$12,773,436.00	\$14,664,538.72	\$27,437,974.72	46.55%	53.45%
AVG PDC COST PER CASE	AVG AC COST PER CASE			
\$479.84	\$628.44			



**STATISTICS FOR BOTH PDC AND APPOINTED COUNSEL STATEWIDE (less AC CLAIMS IN PDC CIRCUITS)
 PDC CASES OPENED COMPARED TO AC CLAIMS PAID FY 2004**

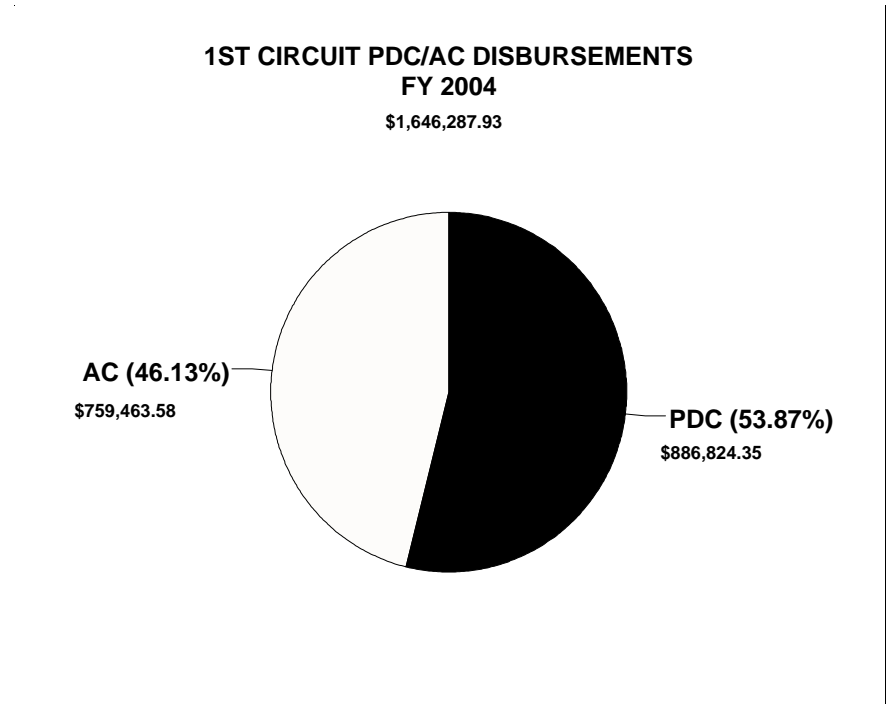
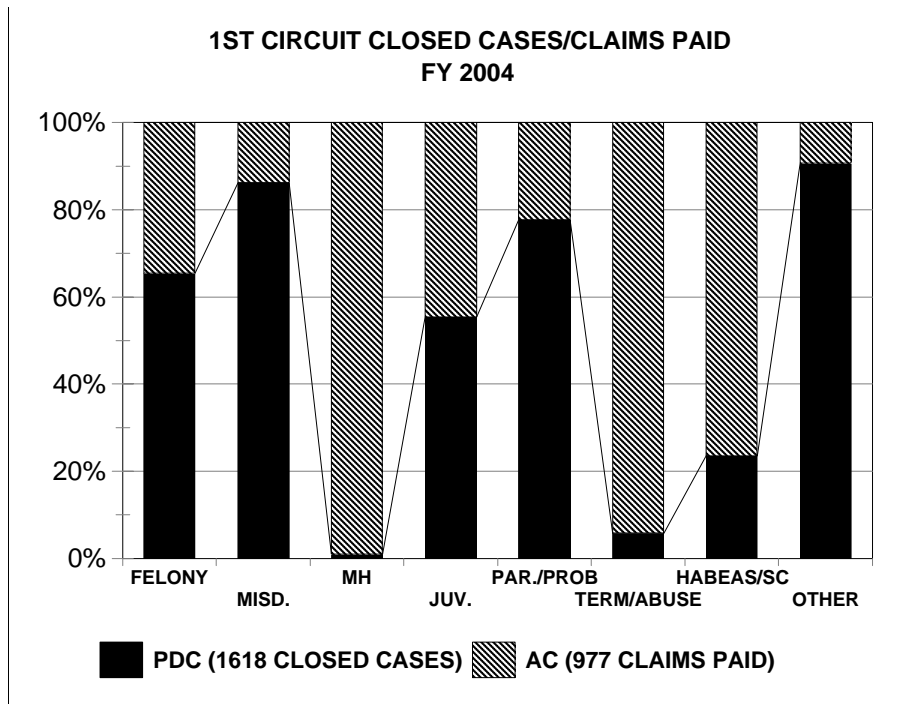
CASE TYPES	PDC	AC	TOTAL	%PDC	%AC	PDC DISBURSEMENTS	AC DISBURSEMENTS	TOTAL	%PDC	%AC
	FELONY	6754	2492	9246	73.05%	26.95%	\$12,773,436.00	\$7,512,324.39	\$20,285,760.39	62.97%
MISD.	15245	4496	19741	77.23%	22.77%					
MH	1095	1563	2658	41.20%	58.80%	AVG PDC COST	AVG AC COST			
JUV.	2185	1535	3720	58.74%	41.26%	PER CASE	PER CASE			
PAR./PROB	490	299	789	62.10%	37.90%	\$479.84	\$611.40			
TERM/ABUSE	228	1473	1701	13.40%	86.60%					
HABEAS/SC	88	130	218	40.37%	59.63%					
OTHER	535	299	834	64.15%	35.85%					
TOTAL	26620	12287	38907	68.42%	31.58%					



**1ST CIRCUIT (BROOKE, HANCOCK & OHIO COUNTIES)
 PDC CASES CLOSED COMPARED TO AC CLAIMS PAID FY 2004**

CASE TYPES	PDC	AC	TOTAL	%PDC	%AC
FELONY	296	156	452	65.49%	34.51%
MISD.	1065	172	1237	86.10%	13.90%
MH	3	286	289	1.04%	98.96%
JUV.	98	79	177	55.37%	44.63%
PAR./PROB	59	17	76	77.63%	22.37%
TERM/ABUSE	15	246	261	5.75%	94.25%
HABEAS/SC	4	13	17	23.53%	76.47%
OTHER	78	8	86	90.70%	9.30%
TOTAL	1618	977	2595	62.35%	37.65%

PDC DISBURSEMENTS	AC DISBURSEMENTS	TOTAL	%PDC	%AC
\$886,824.35	\$759,463.58	\$1,646,287.93	53.87%	46.13%
AVG PDC COST PER CASE	AVG AC COST PER CASE			
\$548.10	\$777.34			

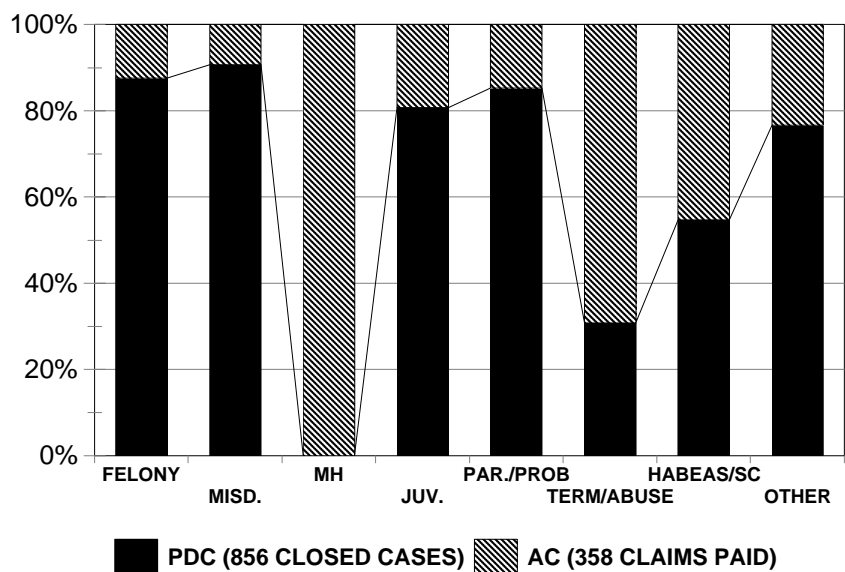


**2ND CIRCUIT (MARSHALL, TYLER, & WETZEL COUNTIES)
 PDC CASES CLOSED COMPARED TO AC CLAIMS PAID FY 2004**

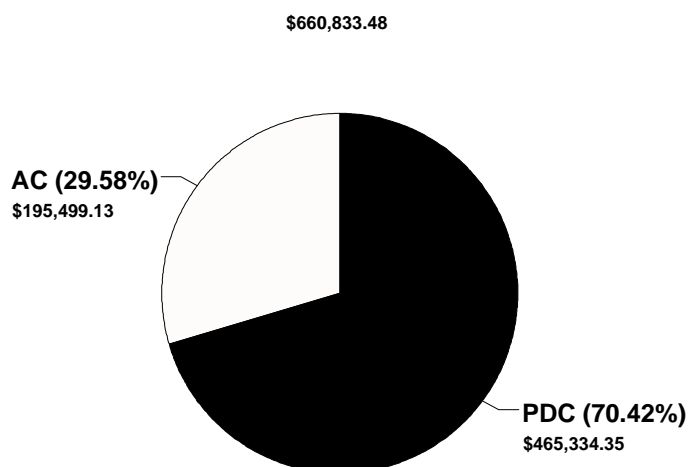
CASE TYPES	PDC	AC	TOTAL	%PDC	%AC
FELONY	162	23	185	87.57%	12.43%
MISD.	436	45	481	90.64%	9.36%
MH	0	177	177	0.00%	100.00%
JUV.	176	42	218	80.73%	19.27%
PAR./PROB	29	5	34	85.29%	14.71%
TERM/ABUSE	24	54	78	30.77%	69.23%
HABEAS/SC	6	5	11	54.55%	45.45%
OTHER	23	7	30	76.67%	23.33%
TOTAL	856	358	1214	70.51%	29.49%

PDC DISBURSEMENTS	AC DISBURSEMENTS	TOTAL	%PDC	%AC
\$465,334.35	\$195,499.13	\$660,833.48	70.42%	29.58%
AVG PDC COST PER CASE	AVG AC COST PER CASE			
\$543.61	\$546.09			

**2ND CIRCUIT CLOSED CASES/CLAIMS PAID
 FY 2004**



**2ND CIRCUIT PDC/AC DISBURSEMENTS
 FY 2004**



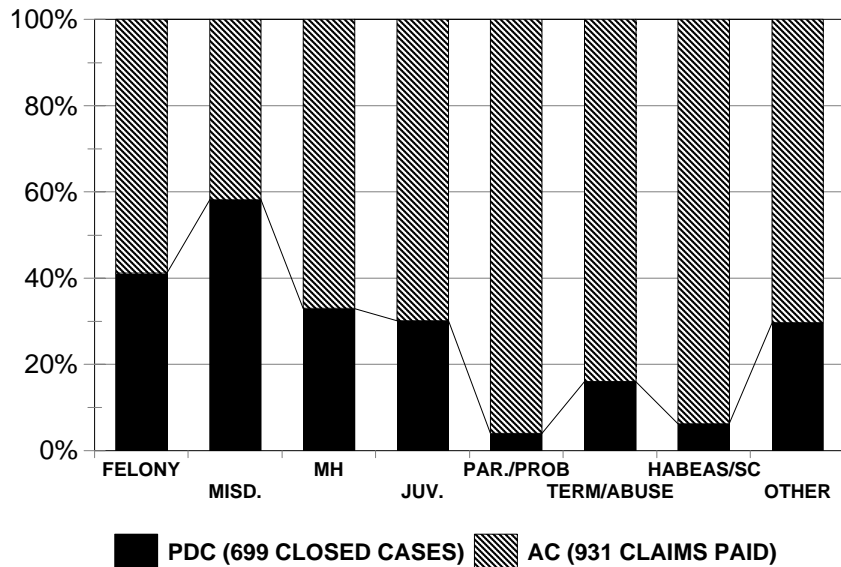
**5TH CIRCUIT (CALHOUN, JACKSON, MASON & ROANE COUNTIES)
 PDC CASES CLOSED COMPARED TO AC CLAIMS PAID FY 2004**

*A Circuit Court order prohibits PDC work in Mason County. All indigent work is performed by Appointed Counsel.

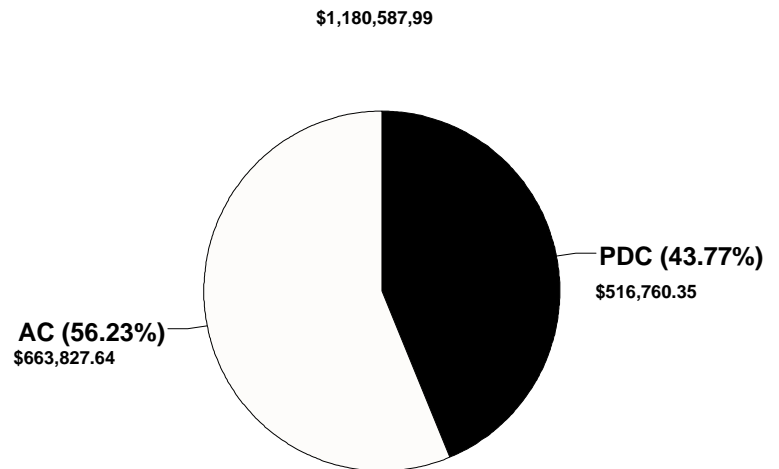
CASE TYPES	PDC	AC	TOTAL	%PDC	%AC	PDC DISBURSEMENTS	AC DISBURSEMENTS	TOTAL	%PDC	%AC
	FELONY	157	224	381	41.21%	58.79%	\$516,760.35	\$663,827.64	\$1,180,587.99	43.77%
MISD.	400	288	688	58.14%	41.86%					
MH	76	155	231	32.90%	67.10%					
JUV.	25	58	83	30.12%	69.88%					
PAR./PROB	1	24	25	4.00%	96.00%					
TERM/ABUSE	26	136	162	16.05%	83.95%					
HABEAS/SC	1	15	16	6.25%	93.75%					
OTHER	13	31	44	29.55%	70.45%					
TOTAL	699	931	1630	42.88%	57.12%	\$739.29	\$713.03			

PDC DISBURSEMENTS	AC DISBURSEMENTS	TOTAL	%PDC	%AC
\$516,760.35	\$663,827.64	\$1,180,587.99	43.77%	56.23%
AVG PDC COST PER CASE	AVG AC COST PER CASE			
\$739.29	\$713.03			

**5TH CIRCUIT CLOSED CASES/CLAIMS PAID
 FY 2004**



**5TH CIRCUIT PDC/AC DISBURSEMENTS
 FY 2004**

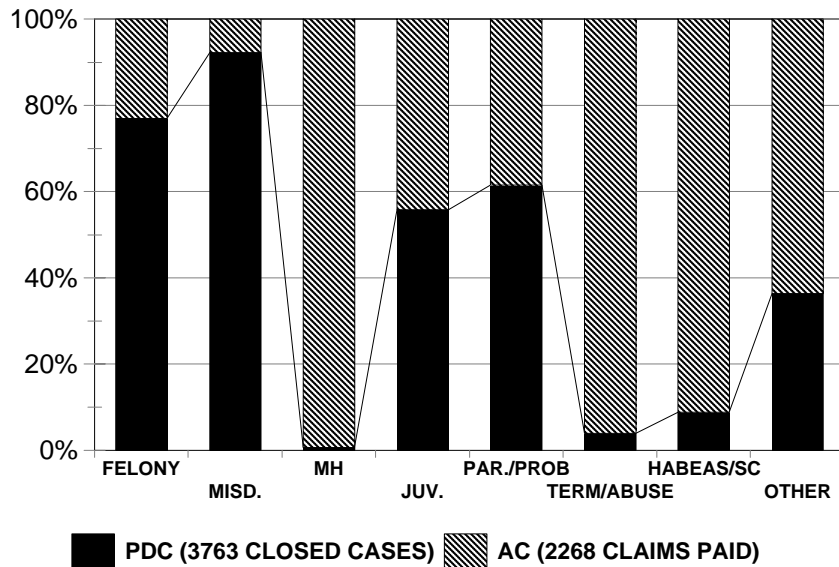


**6TH CIRCUIT and 24TH (CABELL & WAYNE COUNTIES)
 PDC CASES CLOSED COMPARED TO AC CLAIMS PAID FY 2004**

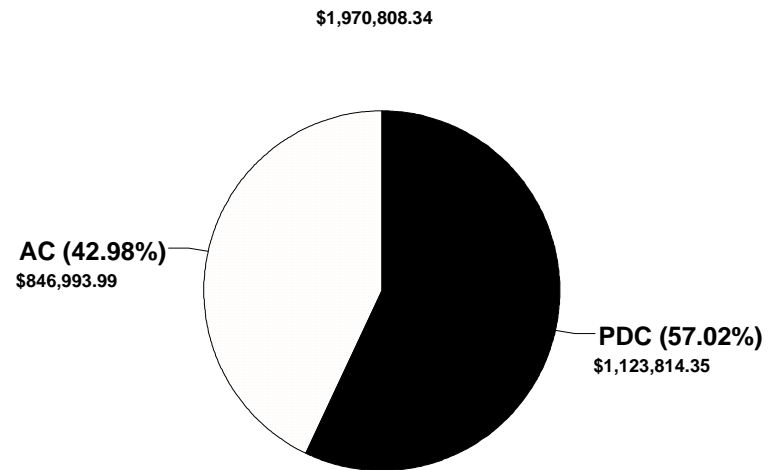
*The 6th/24th Circuits operate under one Public Defender Corporation. AC figures include both Cabell and Wayne Counties.

CASE TYPES	PDC	AC	TOTAL	%PDC	%AC	PDC	AC	TOTAL	%PDC	%AC
						DISBURSEMENTS	DISBURSEMENTS			
FELONY	1034	310	1344	76.93%	23.07%	\$1,123,814.35	\$846,993.99	\$1,970,808.34	57.02%	42.98%
MISD.	2229	186	2415	92.30%	7.70%					
MH	7	1080	1087	0.64%	99.36%					
JUV.	431	342	773	55.76%	44.24%					
PAR./PROB	32	20	52	61.54%	38.46%					
TERM/ABUSE	11	271	282	3.90%	96.10%					
HABEAS/SC	3	31	34	8.82%	91.18%					
OTHER	16	28	44	36.36%	63.64%					
TOTAL	3763	2268	6031	62.39%	37.61%	AVG PDC COST PER CASE \$298.65	AVG AC COST PER CASE \$373.45			

**6TH/24TH CIRCUITS CLOSED CASES/CLAIMS
 FY 2004**



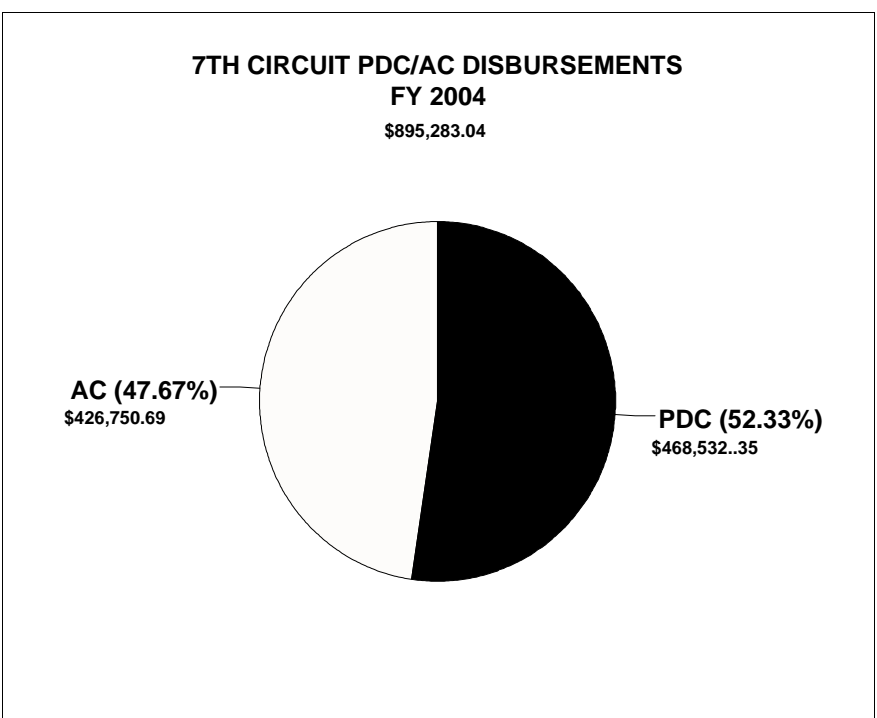

**6TH/24TH CIRCUITS PDC/AC DISBURSEMENTS
 FY 2004**



**7TH CIRCUIT (LOGAN COUNTY)
 PDC CASES CLOSED COMPARED TO AC CLAIMS PAID FY 2004**

CASE TYPES	PDC	AC	TOTAL	%PDC	%AC
FELONY	277	118	395	70.13%	29.87%
MISD.	353	300	653	54.06%	45.94%
MH	172	0	172	100.00%	0.00%
JUV.	58	100	158	36.71%	63.29%
PAR./PROB	7	24	31	22.58%	77.42%
TERM/ABUSE	13	81	94	13.83%	86.17%
HABEAS/SC	17	9	26	65.38%	34.62%
OTHER	2	10	12	16.67%	83.33%
TOTAL	899	642	1541	58.34%	41.66%

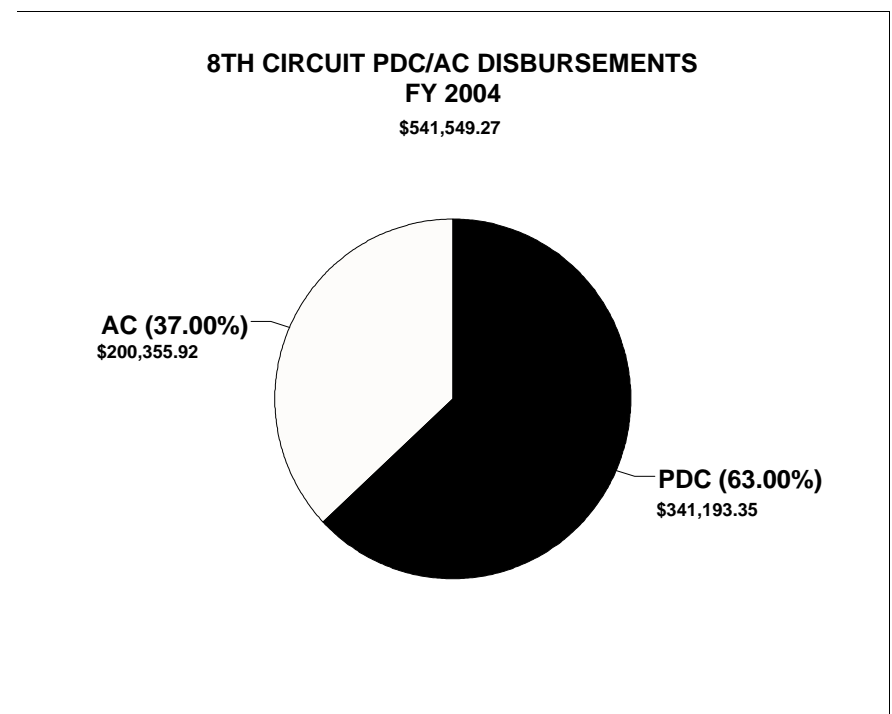

PDC DISBURSEMENTS	AC DISBURSEMENTS	TOTAL	%PDC	%AC
\$468,532.35	\$426,750.69	\$895,283.04	52.33%	47.67%
AVG PDC COST PER CASE	AVG AC COST PER CASE			
\$521.17	\$664.72			



**8TH CIRCUIT (MCDOWELL COUNTY)
 PDC CASES CLOSED COMPARED TO AC CLAIMS PAID FY 2004**

CASE TYPES	PDC	AC	TOTAL	%PDC	%AC
FELONY	200	43	243	82.30%	17.70%
MISD.	622	56	678	91.74%	8.26%
MH	17	0	17	100.00%	0.00%
JUV.	55	27	82	67.07%	32.93%
PAR./PROB	0	1	1	0.00%	100.00%
TERM/ABUSE	7	46	53	13.21%	86.79%
HABEAS/SC	1	7	8	12.50%	87.50%
OTHER	26	2	28	92.86%	7.14%
TOTAL	928	182	1110	83.60%	16.40%

PDC DISBURSEMENTS	AC DISBURSEMENTS	TOTAL	%PDC	%AC
\$341,193.35	\$200,355.92	\$541,549.27	63.00%	37.00%
AVG PDC COST PER CASE	AVG AC COST PER CASE			
\$367.67	\$1,100.86			

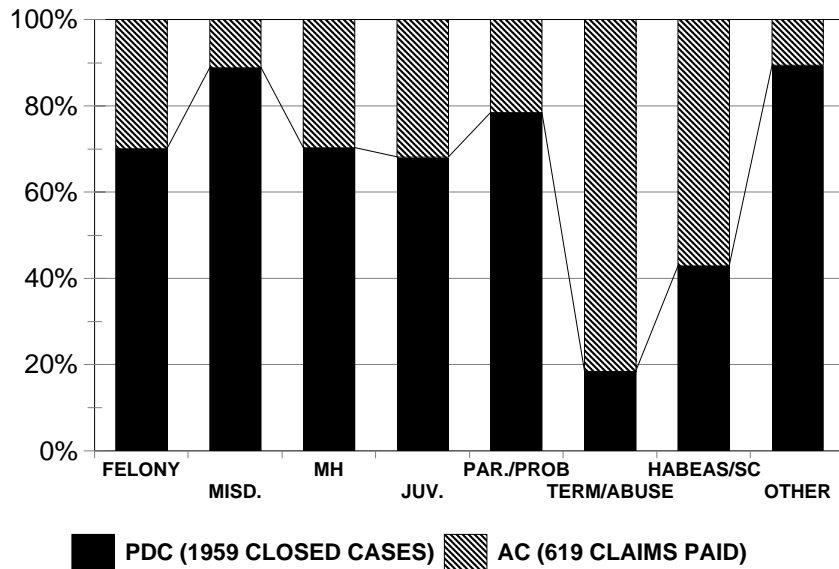


**9TH CIRCUIT (MERCER COUNTY)
 PDC CASES CLOSED COMPARED TO AC CLAIMS PAID FY 2004**

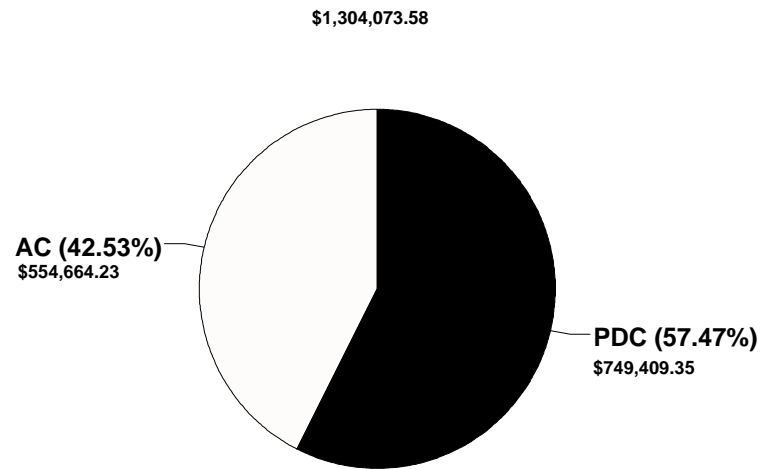
CASE TYPES	PDC	AC	TOTAL	%PDC	%AC
FELONY	393	168	561	70.05%	29.95%
MISD.	1232	154	1386	88.89%	11.11%
MH	107	45	152	70.39%	29.61%
JUV.	58	27	85	68.24%	31.76%
PAR./PROB	58	16	74	78.38%	21.62%
TERM/ABUSE	43	190	233	18.45%	81.55%
HABEAS/SC	9	12	21	42.86%	57.14%
OTHER	59	7	66	89.39%	10.61%
TOTAL	1959	619	2578	75.99%	24.01%

PDC DISBURSEMENTS	AC DISBURSEMENTS	TOTAL	%PDC	%AC
\$749,409.35	\$554,664.23	\$1,304,073.58	57.47%	42.53%
AVG PDC COST PER CASE	AVG AC COST PER CASE			
\$382.55	\$896.06			

**9TH CIRCUIT CLOSED CASES/CLAIMS PAID
 FY 2004**



**9TH CIRCUIT PDC/AC DISBURSEMENTS
 FY 2004**

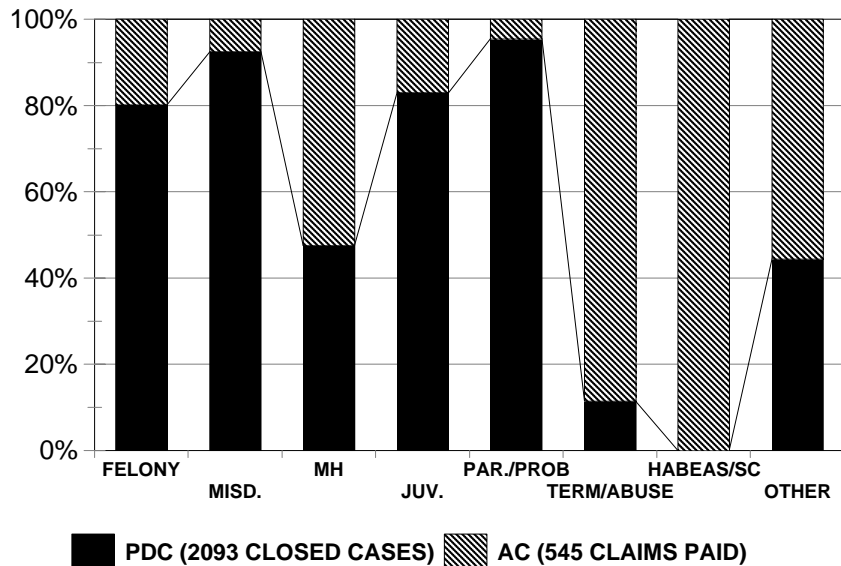


**10TH CIRCUIT (RALEIGH COUNTY)
 PDC CASES CLOSED COMPARED TO AC CLAIMS PAID FY 2004**

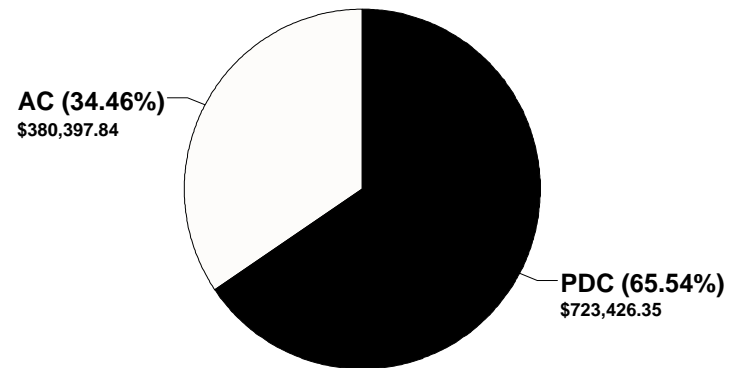
CASE TYPES	PDC	AC	TOTAL	%PDC	%AC
FELONY	465	115	580	80.17%	19.83%
MISD.	1179	97	1276	92.40%	7.60%
MH	76	84	160	47.50%	52.50%
JUV.	282	58	340	82.94%	17.06%
PAR./PROB	64	3	67	95.52%	4.48%
TERM/ABUSE	23	179	202	11.39%	88.61%
HABEAS/SC	0	4	4	0.00%	100.00%
OTHER	4	5	9	44.44%	55.56%
TOTAL	2093	545	2638	79.34%	20.66%

PDC DISBURSEMENTS	AC DISBURSEMENTS	TOTAL	%PDC	%AC
\$723,426.35	\$380,397.84	\$1,103,824.19	65.54%	34.46%
AVG PDC COST PER CASE	AVG AC COST PER CASE			
\$345.64	\$697.98			

**10TH CIRCUIT CLOSED CASES/CLAIMS PAID
 FY 2004**



**10TH CIRCUIT PDC/AC DISBURSEMENTS
 FY 2004
 \$1,103,824.19**

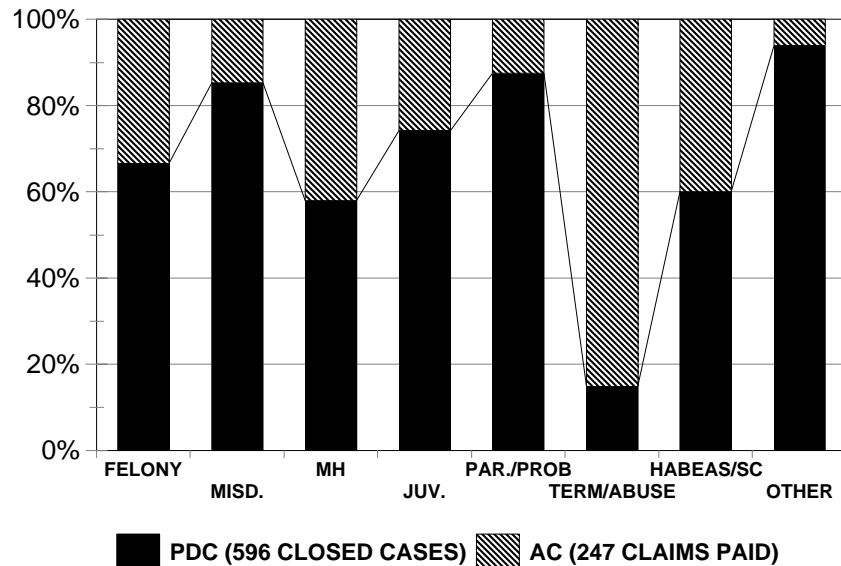


**11TH CIRCUIT (GREENBRIER & POCAHONTAS COUNTIES)
 PDC CASES CLOSED COMPARED TO AC CLAIMS PAID FY 2004**

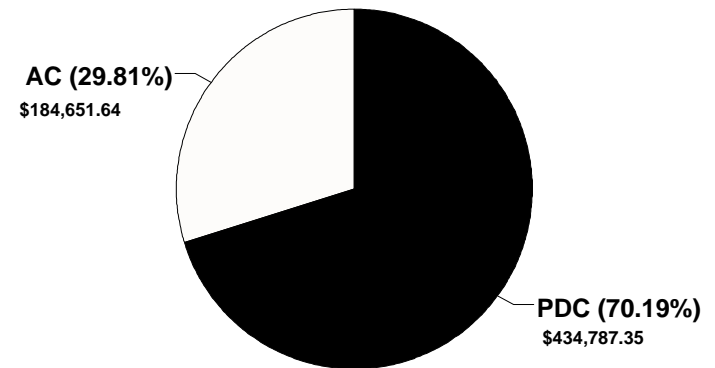
CASE TYPES	PDC	AC	TOTAL	%PDC	%AC
FELONY	131	66	197	66.50%	33.50%
MISD.	272	47	319	85.27%	14.73%
MH	91	66	157	57.96%	42.04%
JUV.	46	16	62	74.19%	25.81%
PAR./PROB	14	2	16	87.50%	12.50%
TERM/ABUSE	8	46	54	14.81%	85.19%
HABEAS/SC	3	2	5	60.00%	40.00%
OTHER	31	2	33	93.94%	6.06%
TOTAL	596	247	843	70.70%	29.30%

PDC DISBURSEMENTS	AC DISBURSEMENTS	TOTAL	%PDC	%AC
\$434,787.35	\$184,651.64	\$619,438.99	70.19%	29.81%
AVG PDC COST PER CASE	AVG AC COST PER CASE			
\$729.51	\$747.58			

**11TH CIRCUIT CLOSED CASES/CLAIMS PAID
 FY 2004**



**11TH CIRCUIT PDC/AC DISBURSEMENTS
 FY 2004
 \$619,438.99**

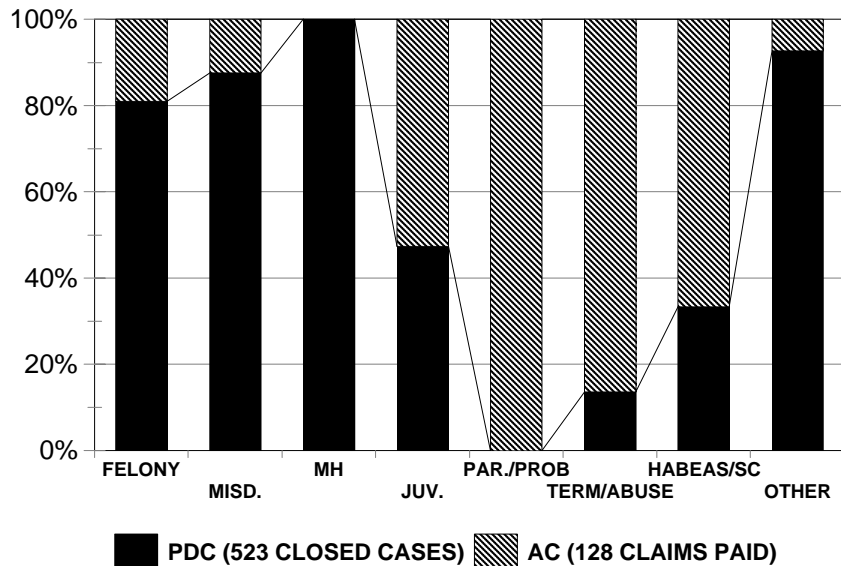


**12TH CIRCUIT (FAYETTE COUNTY)
 PDC CASES CLOSED COMPARED TO AC CLAIMS PAID FY 2004**

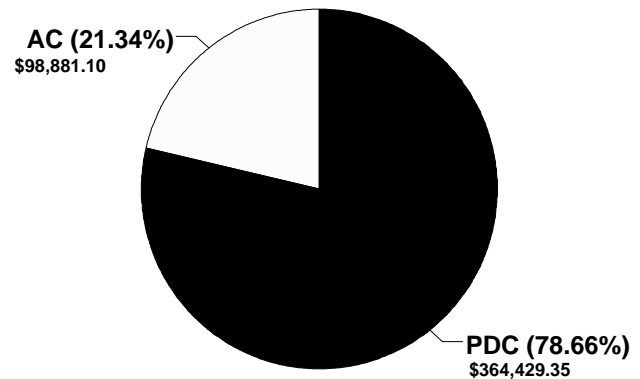
CASE TYPES	PDC	AC	TOTAL	%PDC	%AC
FELONY	140	33	173	80.92%	19.08%
MISD.	311	44	355	87.61%	12.39%
MH	18	0	18	100.00%	0.00%
JUV.	9	10	19	47.37%	52.63%
PAR./PROB	0	2	2	0.00%	100.00%
TERM/ABUSE	5	32	37	13.51%	86.49%
HABEAS/SC	2	4	6	33.33%	66.67%
OTHER	38	3	41	92.68%	7.32%
TOTAL	523	128	651	80.34%	19.66%

PDC DISBURSEMENTS	AC DISBURSEMENTS	TOTAL	%PDC	%AC
\$364,429.35	\$98,881.10	\$463,310.45	78.66%	21.34%
AVG PDC COST PER CASE	AVG AC COST PER CASE			
\$696.81	\$772.51			

**12TH CIRCUIT CLOSED CASES/CLAIMS PAID
 FY 2004**



**12TH CIRCUIT PDC/AC DISBURSEMENTS
 FY 2004
 \$463,310.45**

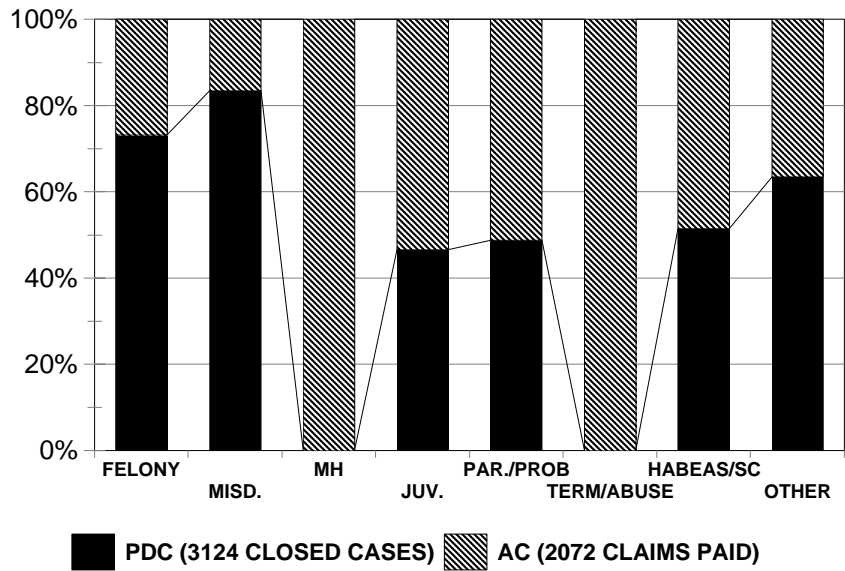


**13TH CIRCUIT (KANAWHA COUNTY)
 PDC CASES CLOSED COMPARED TO AC CLAIMS PAID FY 2004**

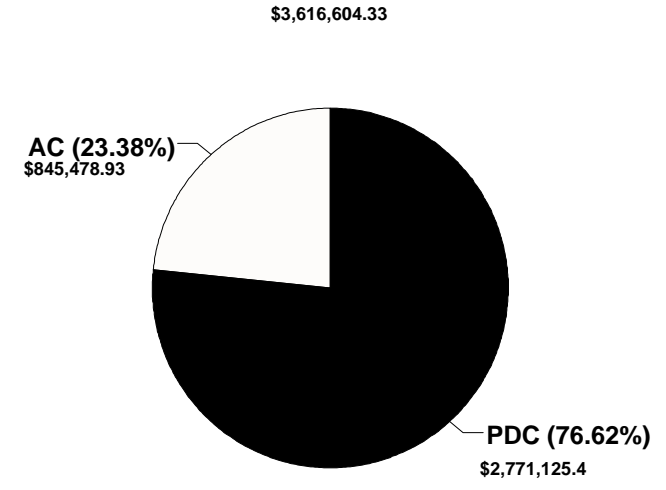
CASE TYPES	PDC	AC	TOTAL	%PDC	%AC
FELONY	803	295	1098	73.13%	26.87%
MISD.	2097	414	2511	83.51%	16.49%
MH	0	933	933	0.00%	100.00%
JUV.	153	175	328	46.65%	53.35%
PAR./PROB	20	21	41	48.78%	51.22%
TERM/ABUSE	0	198	198	0.00%	100.00%
HABEAS/SC	18	17	35	51.43%	48.57%
OTHER	33	19	52	63.46%	36.54%
TOTAL	3124	2072	5196	60.12%	39.88%

PDC DISBURSEMENTS	AC DISBURSEMENTS	TOTAL	%PDC	%AC
\$2,771,125.40	\$845,478.93	\$3,616,604.33	76.62%	23.38%
AVG PDC COST PER CASE	AVG AC COST PER CASE			
\$887.04	\$408.05			

**13TH CIRCUIT CLOSED CASES/CLAIMS PAID
 FY 2004**



**13TH CIRCUIT PDC/AC DISBURSEMENTS
 FY 2004**

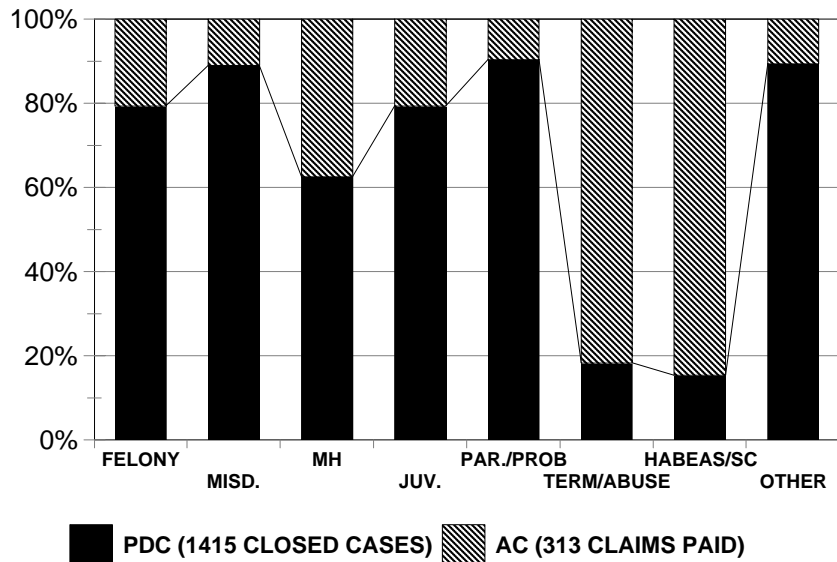


**15TH CIRCUIT (HARRISON COUNTY)
 PDC CASES CLOSED COMPARED TO AC CLAIMS PAID FY 2004**

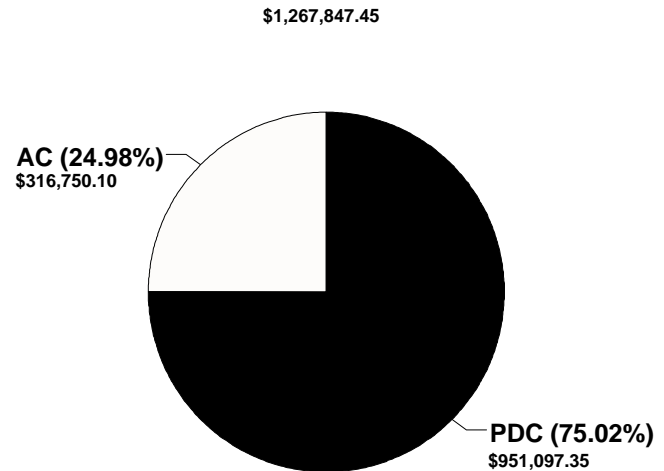
CASE TYPES	PDC	AC	TOTAL	%PDC	%AC
FELONY	324	84	408	79.41%	20.59%
MISD.	756	94	850	88.94%	11.06%
MH	40	24	64	62.50%	37.50%
JUV.	193	50	243	79.42%	20.58%
PAR./PROB	57	6	63	90.48%	9.52%
TERM/ABUSE	9	40	49	18.37%	81.63%
HABEAS/SC	2	11	13	15.38%	84.62%
OTHER	34	4	38	89.47%	10.53%
TOTAL	1415	313	1728	81.89%	18.11%

PDC DISBURSEMENTS	AC DISBURSEMENTS	TOTAL	%PDC	%AC
\$951,097.35	\$316,750.10	\$1,267,847.45	75.02%	24.98%
AVG PDC COST PER CASE	AVG AC COST PER CASE			
\$672.15	\$1,011.98			

**15TH CIRCUIT CLOSED CASES/CLAIMS PAID
 FY 2004**



**15TH CIRCUIT PDC/AC DISBURSEMENTS
 FY 2004**

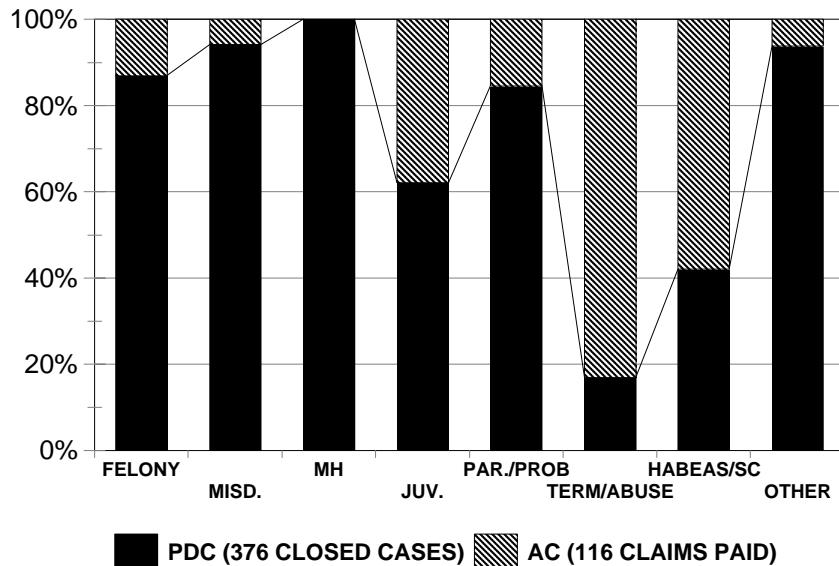


**18TH CIRCUIT (PRESTON COUNTY)
 PDC CASES CLOSED COMPARED TO AC CLAIMS PAID FY 2004**

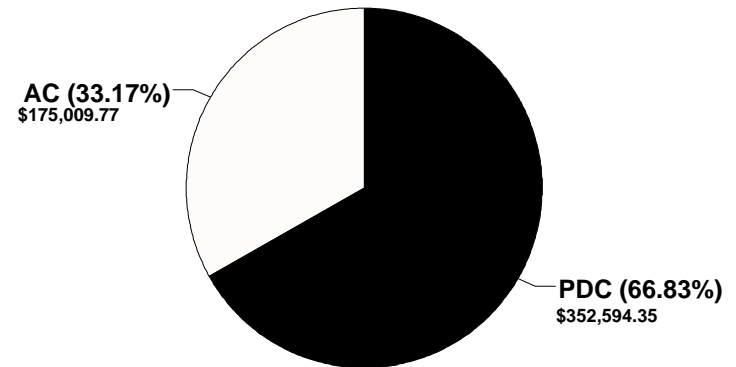
CASE TYPES	PDC	AC	TOTAL	%PDC	%AC
FELONY	113	17	130	86.92%	13.08%
MISD.	145	9	154	94.16%	5.84%
MH	38	0	38	100.00%	0.00%
JUV.	18	11	29	62.07%	37.93%
PAR./PROB	11	2	13	84.62%	15.38%
TERM/ABUSE	13	64	77	16.88%	83.12%
HABEAS/SC	8	11	19	42.11%	57.89%
OTHER	30	2	32	93.75%	6.25%
TOTAL	376	116	492	76.42%	23.58%

PDC DISBURSEMENTS	AC DISBURSEMENTS	TOTAL	%PDC	%AC
\$352,594.35	\$175,009.77	\$527,604.12	66.83%	33.17%
AVG PDC COST PER CASE	AVG AC COST PER CASE			
\$937.75	\$1,508.70			

**18TH CIRCUIT CLOSED CASES/CLAIMS PAID
 FY 2004**



**18TH CIRCUIT PDC/AC DISBURSEMENTS
 FY 2004
 \$527,604.12**

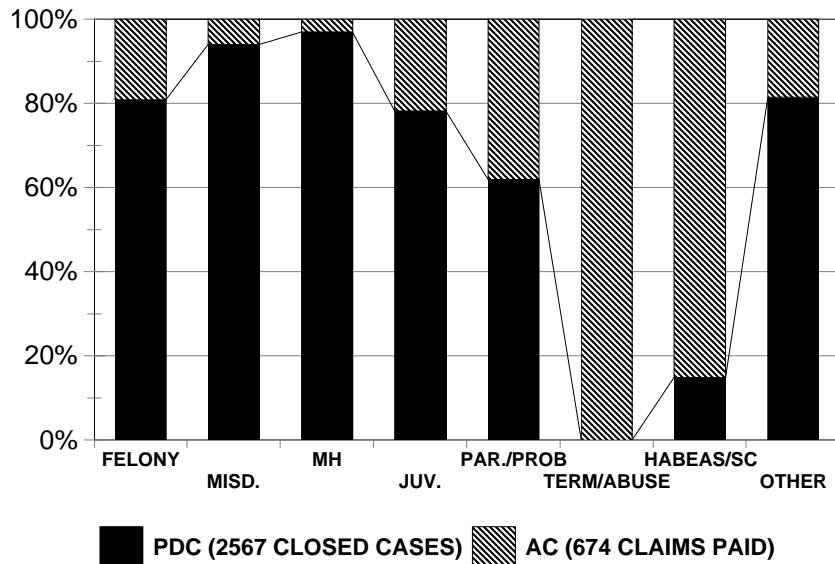


**23RD CIRCUIT (BERKELEY, JEFFERSON & MORGAN COUNTIES)
 PDC CASES CLOSED COMPARED TO AC CLAIMS PAID FY 2004**

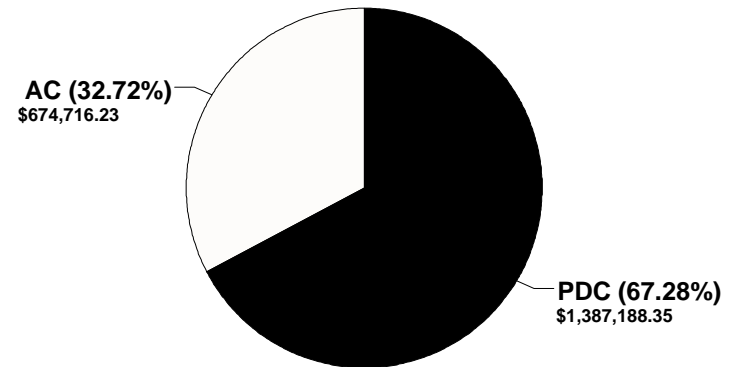
CASE TYPES	PDC	AC	TOTAL	%PDC	%AC
FELONY	785	186	971	80.84%	19.16%
MISD.	1331	85	1416	94.00%	6.00%
MH	93	3	96	96.88%	3.13%
JUV.	293	82	375	78.13%	21.87%
PAR./PROB	26	16	42	61.90%	38.10%
TERM/ABUSE	0	271	271	0.00%	100.00%
HABEAS/SC	4	23	27	14.81%	85.19%
OTHER	35	8	43	81.40%	18.60%
TOTAL	2567	674	3241	79.20%	20.80%

PDC DISBURSEMENTS	AC DISBURSEMENTS	TOTAL	%PDC	%AC
\$1,387,188.35	\$674,716.23	\$2,061,904.58	67.28%	32.72%
AVG PDC COST PER CASE	AVG AC COST PER CASE			
\$540.39	\$1,001.06			

**23RD CIRCUIT CLOSED CASES/CLAIMS PAID
 FY 2004**



**23RD CIRCUIT PDC/AC DISBURSEMENTS
 FY 2004
 \$2,061,904.58**

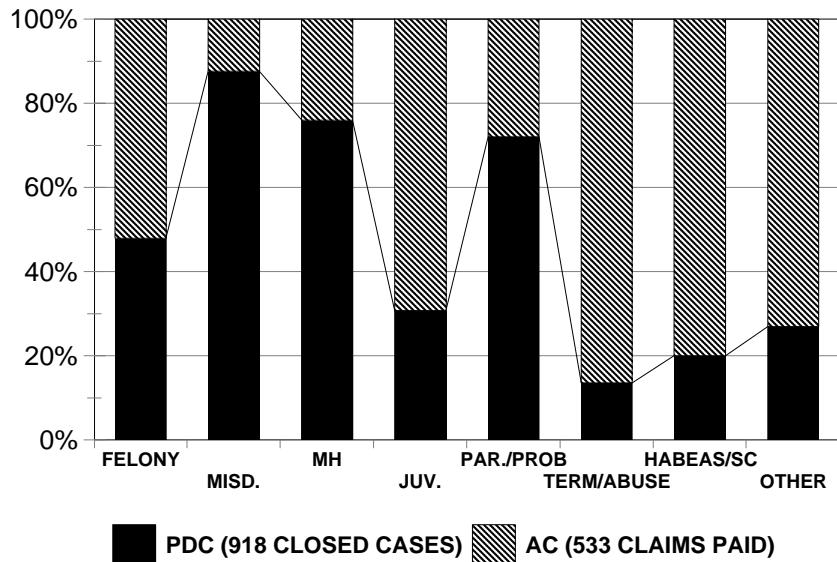


**25TH CIRCUIT (BOONE & LINCOLN COUNTIES)
 PDC CASES CLOSED COMPARED TO AC CLAIMS PAID FY 2004**

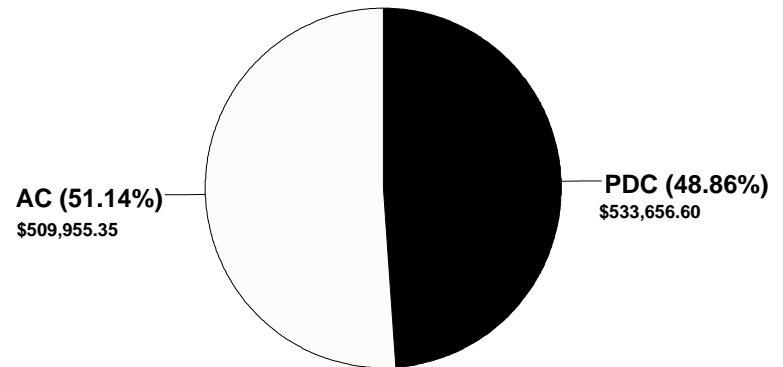
CASE TYPES	PDC	AC	TOTAL	%PDC	%AC
FELONY	129	140	269	47.96%	52.04%
MISD.	517	73	590	87.63%	12.37%
MH	153	48	201	76.12%	23.88%
JUV.	59	133	192	30.73%	69.27%
PAR./PROB	36	14	50	72.00%	28.00%
TERM/ABUSE	16	102	118	13.56%	86.44%
HABEAS/SC	1	4	5	20.00%	80.00%
OTHER	7	19	26	26.92%	73.08%
TOTAL	918	533	1451	63.27%	36.73%

PDC DISBURSEMENTS	AC DISBURSEMENTS	TOTAL	%PDC	%AC
\$509,955.35	\$533,656.60	\$1,043,611.95	48.86%	51.14%
AVG PDC COST PER CASE	AVG AC COST PER CASE			
\$555.51	\$1,001.23			

**25TH CIRCUIT CLOSED CASES/CLAIMS PAID
 FY 2004**



**25TH CIRCUIT PDC/AC DISBURSEMENTS
 FY 2004
 \$1,043,611.95**

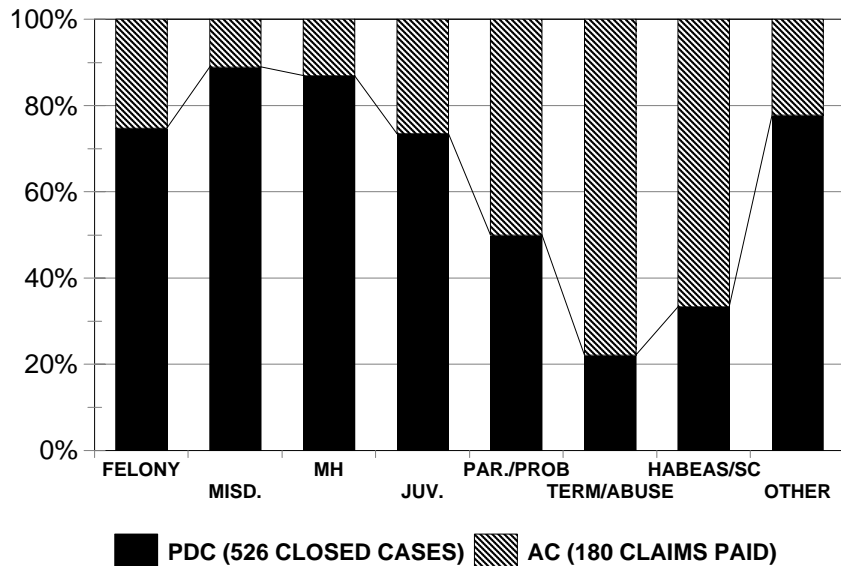


**28TH CIRCUIT (NICHOLAS COUNTY)
 PDC CASES CLOSED COMPARED TO AC CLAIMS PAID FY 2004**

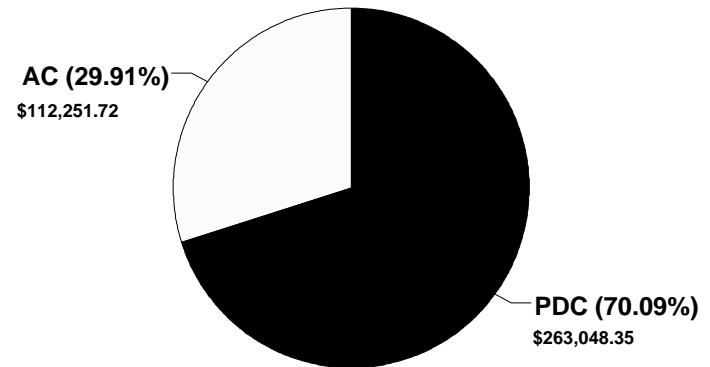
CASE TYPES	PDC	AC	TOTAL	%PDC	%AC
FELONY	125	42	167	74.85%	25.15%
MISD.	291	36	327	88.99%	11.01%
MH	40	6	46	86.96%	13.04%
JUV.	36	13	49	73.47%	26.53%
PAR./PROB	5	5	10	50.00%	50.00%
TERM/ABUSE	21	74	95	22.11%	77.89%
HABEAS/SC	1	2	3	33.33%	66.67%
OTHER	7	2	9	77.78%	22.22%
TOTAL	526	180	706	74.50%	25.50%

PDC DISBURSEMENTS	AC DISBURSEMENTS	TOTAL	%PDC	%AC
\$263,048.35	\$112,251.72	\$375,300.07	70.09%	29.91%
AVG PDC COST PER CASE	AVG AC COST PER CASE			
\$500.09	\$623.62			

**28TH CIRCUIT CLOSED CASES/CLAIMS PAID
 FY 2004**



**28TH CIRCUIT PDC/AC DISBURSEMENTS
 FY 2004
 \$375,300.07**

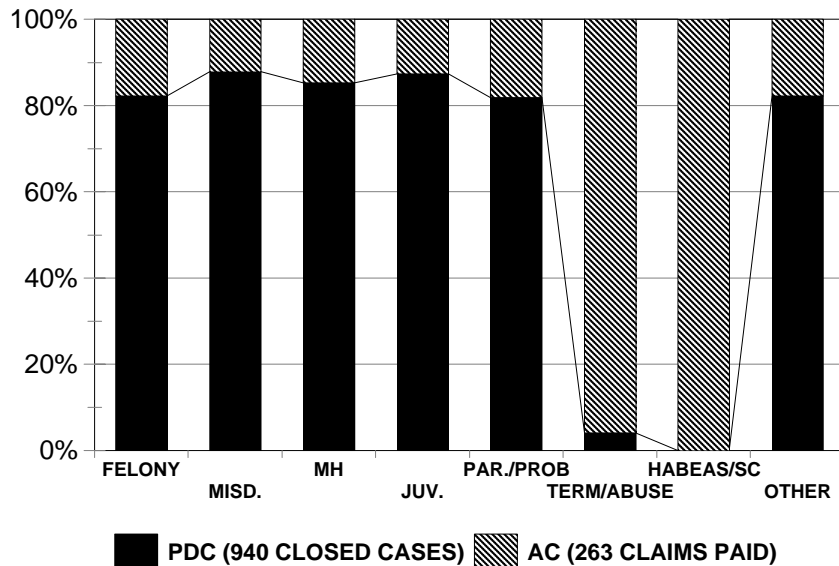


**30TH CIRCUIT (MINGO COUNTY)
 PDC CASES CLOSED COMPARED TO AC CLAIMS PAID FY 2004**

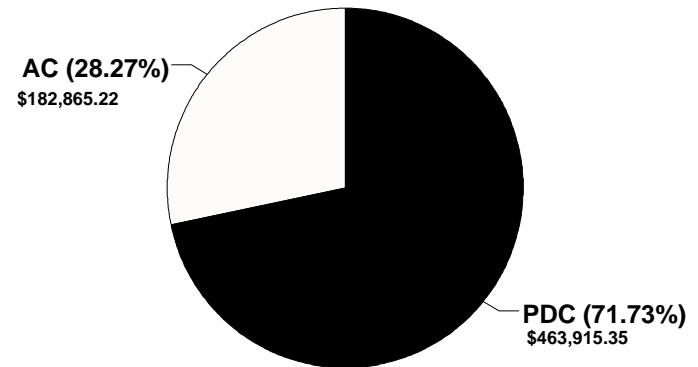
CASE TYPES	PDC	AC	TOTAL	%PDC	%AC
FELONY	245	53	298	82.21%	17.79%
MISD.	371	51	422	87.91%	12.09%
MH	150	26	176	85.23%	14.77%
JUV.	124	18	142	87.32%	12.68%
PAR./PROB	9	2	11	81.82%	18.18%
TERM/ABUSE	4	94	98	4.08%	95.92%
HABEAS/SC	0	11	11	0.00%	100.00%
OTHER	37	8	45	82.22%	17.78%
TOTAL	940	263	1203	78.14%	21.86%

PDC DISBURSEMENTS	AC DISBURSEMENTS	TOTAL	%PDC	%AC
\$463,915.35	\$182,865.22	\$646,780.57	71.73%	28.27%
AVG PDC COST PER CASE	AVG AC COST PER CASE			
\$493.53	\$695.31			

**30TH CIRCUIT CLOSED CASES/CLAIMS PAID
 FY 2004**



**30TH CIRCUIT PDC/AC DISBURSEMENTS
 FY 2004
 \$646,780.57**

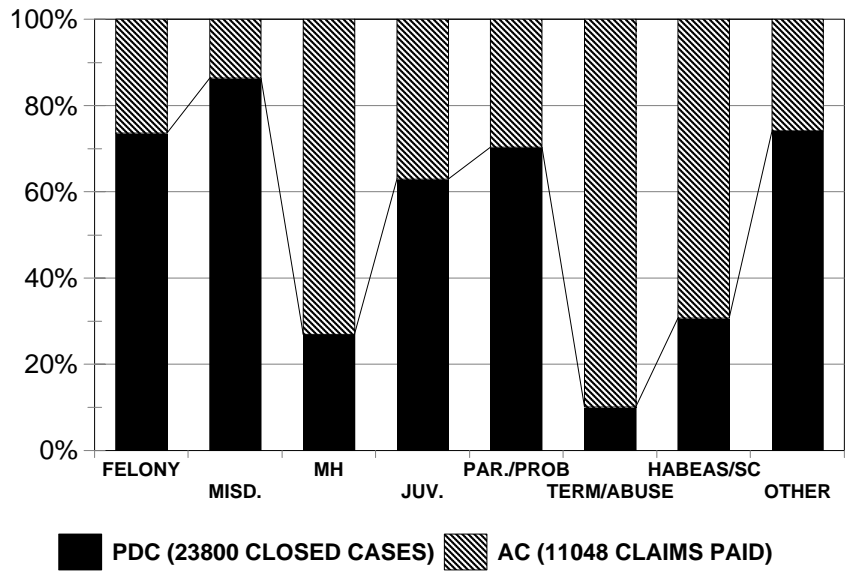


**ALL PUBLIC DEFENDER CORPORATION CIRCUITS (18 CIRCUITS 29 COUNTIES)
 PDC CASES CLOSED COMPARED TO AC CLAIMS PAID FY 2004**

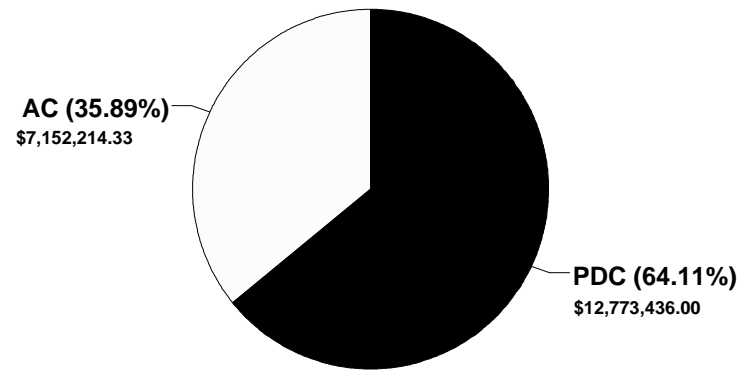
CASE TYPES	PDC	AC	TOTAL	%PDC	%AC
FELONY	5779	2073	7852	73.60%	26.40%
MISD.	13607	2151	15758	86.35%	13.65%
MH	1081	2933	4014	26.93%	73.07%
JUV.	2114	1241	3355	63.01%	36.99%
PAR./PROB	428	180	608	70.39%	29.61%
TERM/ABUSE	238	2124	2362	10.08%	89.92%
HABEAS/SC	80	181	261	30.65%	69.35%
OTHER	473	165	638	74.14%	25.86%
TOTAL	23800	11048	34848	68.30%	31.70%

PDC DISBURSEMENTS	AC DISBURSEMENTS	TOTAL	%PDC	%AC
\$12,773,436.00	\$7,152,214.33	\$19,925,650.33	64.11%	35.89%
AVG PDC COST PER CASE	AVG AC COST PER CASE			
\$536.70	\$647.38			

**PDC CIRCUITS CLOSED CASES/CLAIMS PAID
 FY 2004**



**PDC CIRCUITS PDC/AC DISBURSEMENTS
 FY 2004
 \$19,925,650.33**

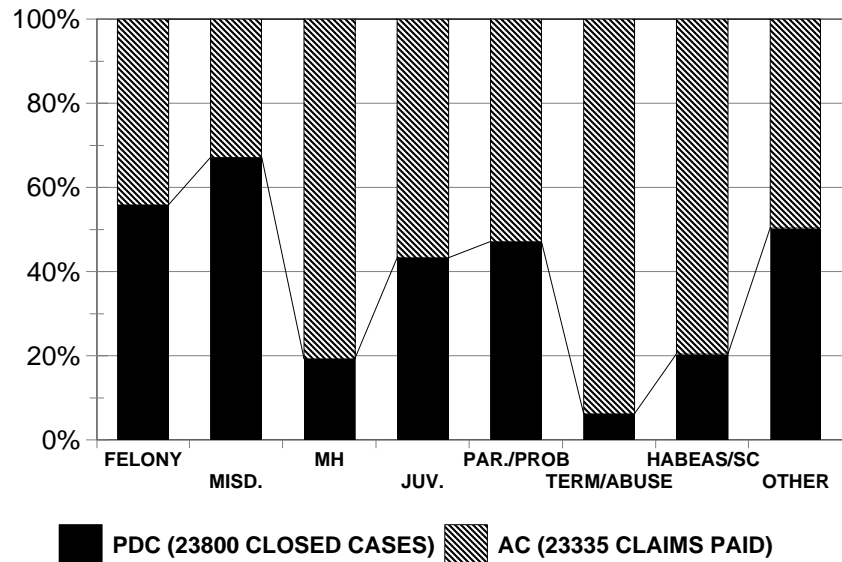


**STATISTICS FOR BOTH PDC AND APPOINTED COUNSEL STATEWIDE
 PDC CASES CLOSED COMPARED TO AC CLAIMS PAID FY 2004**

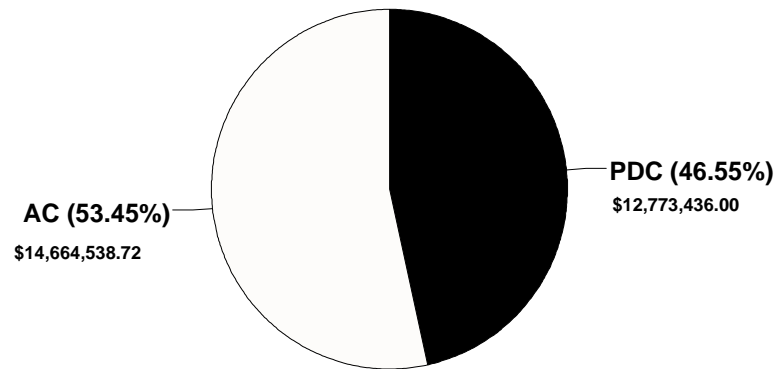
CASE TYPES	PDC	AC	TOTAL	%PDC	%AC
FELONY	5779	4565	10344	55.87%	44.13%
MISD.	13607	6647	20254	67.18%	32.82%
MH	1081	4496	5577	19.38%	80.62%
JUV.	2114	2776	4890	43.23%	56.77%
PAR./PROB	428	479	907	47.19%	52.81%
TERM/ABUSE	238	3597	3835	6.21%	93.79%
HABEAS/SC	80	311	391	20.46%	79.54%
OTHER	473	464	937	50.48%	49.52%
TOTAL	23800	23335	47135	50.49%	49.51%

PDC DISBURSEMENTS	AC DISBURSEMENTS	TOTAL	%PDC	%AC
\$12,773,436.00	\$14,664,538.72	\$27,437,974.72	46.55%	53.45%
AVG PDC COST PER CASE	AVG AC COST PER CASE			
\$536.70	\$628.44			

PDC CLOSED CASES/AC CLAIMS PAID STATEWIDE FY 2004



STATEWIDE PDC/AC DISBURSEMENTS FY 2004
 \$27,437,974.72

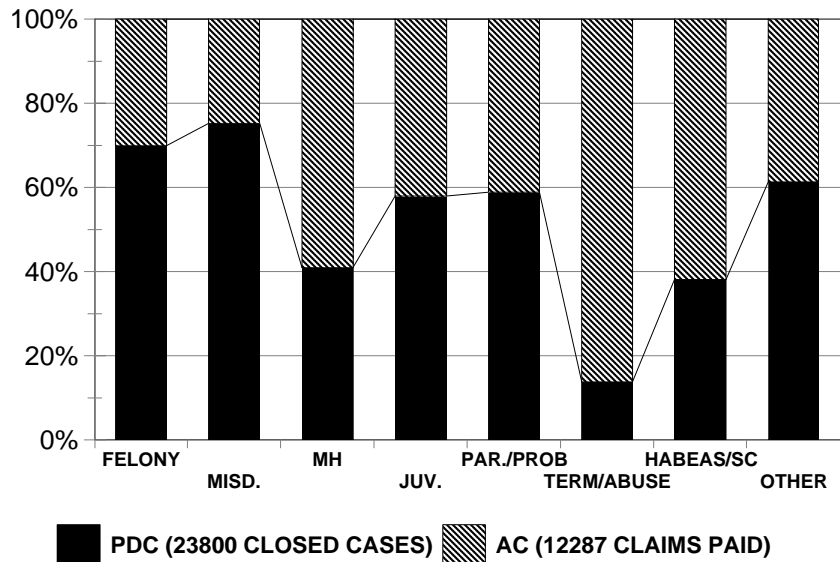


**STATISTICS FOR BOTH PDC AND APPOINTED COUNSEL STATEWIDE (less AC CLAIMS IN PDC CIRCUITS)
 PDC CASES CLOSED COMPARED TO AC CLAIMS PAID FY 2004**

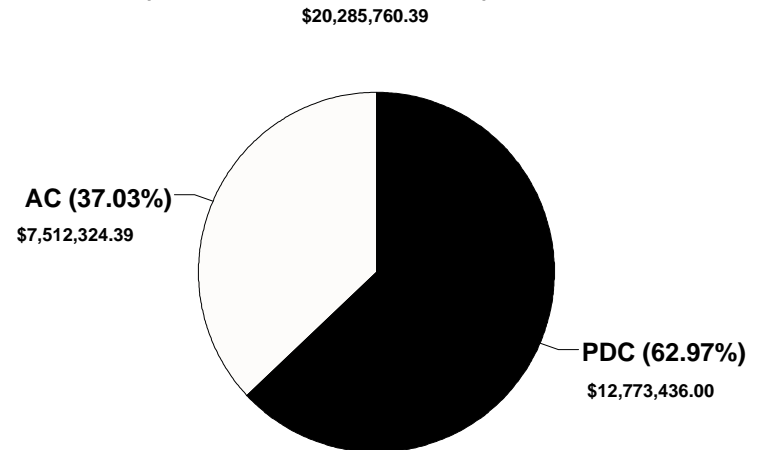
CASE TYPES	PDC	AC	TOTAL	%PDC	%AC
FELONY	5779	2492	8271	69.87%	30.13%
MISD.	13607	4496	18103	75.16%	24.84%
MH	1081	1563	2644	40.89%	59.11%
JUV.	2114	1535	3649	57.93%	42.07%
PAR./PROB	428	299	727	58.87%	41.13%
TERM/ABUSE	238	1473	1711	13.91%	86.09%
HABEAS/SC	80	130	210	38.10%	61.90%
OTHER	473	299	772	61.27%	38.73%
TOTAL	23800	12287	36087	65.95%	34.05%

PDC DISBURSEMENTS	AC DISBURSEMENTS	TOTAL	%PDC	%AC
\$12,773,436.00	\$7,512,324.39	\$20,285,760.39	62.97%	37.03%
AVG PDC COST PER CASE	AVG AC COST PER CASE			
\$536.70	\$611.40			

PDC CLOSED CASES/AC CLAIMS PAID STATEWIDE (LESS AC IN PDC CIR) FY 2004



STATEWIDE PDC/AC DISBURSEMENTS (LESS AC IN PDC CIRCUITS) FY 2004



**APPENDIX D:
APPOINTED COUNSEL INDEX
PAYEE TOTAL
FOR FISCAL YEAR 2004**

**WEST VIRGINIA PUBLIC DEFENDER SERVICES
 APPOINTED COUNSEL FEES & EXPENSES PAID
 FISCAL YEAR 2004
 DESCENDING ORDER BY TOTAL \$
 Appointed Counsel and Service Providers Separate**

PAYEE	VOUCHER TOTAL	# OF CLAIMS
MULLINS CHARLES B II	171,563.00	76
CLAGETT GOREY CASTEEL & TIPTON	155,749.10	314
WHITE KEITH	146,080.10	243
RADCLIFF PATRICK LC	141,705.13	176
BELLOMY & TURNER	135,981.08	236
VICTOR VICTOR & HELGOE LLP	135,557.13	111
GARRETT & GARRETT	133,036.66	84
HAUGHT IRA M	130,312.11	93
LESTER WILLIAM M	124,993.32	110
POWELL JAMES MILTON	116,009.60	130
SKAGGS G ERNEST	115,144.04	109
HERNDON STEPHEN D	114,824.56	36
GORDON MARGARET A B	114,183.71	75
REXROAD WILLETT & NANNERS PLLC	112,822.95	151
DUFFY KEVIN C	107,264.79	74
DILLON WELLS H	106,309.60	105
BRISCOE L SCOTT	100,921.17	113
WHITEMAN BURDETTE PLLC	100,882.76	114
MERRIFIELD RODNEY B	99,097.64	55
WILLIAMS JOHN E JR	97,654.26	57
CLAGETT & GOREY	96,479.23	183
FREEMAN & NIEZGODA PLLC	95,540.33	102
COREY DANIEL S	94,564.00	76
MOSES JOSEPH J	92,946.18	77
BRYANT CARL P	91,168.09	192
VANNOSTRAND & MORTON	91,045.47	116
ISNER JUDITH A	89,981.13	72
RYAN KOURTNEY A	89,502.50	56
ESPOSITO & ESPOSITO	88,556.63	124
TROISI JOSEPH G	86,372.53	158
BARRY CHAD DOUGLAS	81,484.65	223
SHAW R MICHAEL LC	80,640.53	278
POWELL JAMES CORBLEY	78,885.50	79
NESSSEL KERRY A	78,135.64	45
BARR JACK C	77,945.78	201
JONES STEVEN A LC	77,410.20	105
MCGRAW WARREN R II	76,317.90	44
RADMAN SCOTT S	75,948.96	149
REGER JACOB E	74,664.60	245
SHAY DANA R	73,819.72	86
BLIZZARD GEORGE DANIEL II PLLC	73,284.82	26
SUMMERS WILLIAM B	72,150.74	163
CURRY DENNIS H	70,328.92	32

**WEST VIRGINIA PUBLIC DEFENDER SERVICES
 APPOINTED COUNSEL FEES & EXPENSES PAID
 FISCAL YEAR 2004
 DESCENDING ORDER BY TOTAL \$
 Appointed Counsel and Service Providers Separate**

PAYEE	VOUCHER TOTAL	# OF CLAIMS
FERRIS HOWARD M	70,290.55	234
KEENER RAYMOND III	69,536.00	439
HASSAN RONALD D	68,451.56	42
PANCAKE F CODY III	67,221.46	66
WINDOM RODNEY C	65,572.86	50
HAWKINS JAMES E JR	63,640.35	237
ZIEGLER & GUNNOE LC	63,450.03	103
FITZ STEPHEN S	63,052.04	99
VALENTINO WILLIAM RIDER	62,760.33	97
BARRAT ROBERT E	62,523.89	83
MANCINI STEVEN K	62,066.00	87
LANE PAUL E	60,737.34	66
HYER & LITTLEPAGE	60,595.58	78
FLINCHUM R KEITH	60,566.20	103
HUGHART KEVIN W	60,250.82	55
SHERMAN LAWRENCE E JR LC	59,679.03	74
ORTEZA AILYNN MAE	59,428.60	27
WALL RANDALL D	59,419.64	339
RHODES JAMES RANDALL	59,410.86	62
KARICKHOFF DAVID	58,894.64	117
WHITEMAN FRANCES C	58,850.09	51
PRALL THOMAS J	58,335.89	187
HENDERSON & FUDA	58,246.25	78
POWELL CAROLINE STAFFORD	58,063.90	65
NEISWONGER & WHITE	58,054.68	215
HATFIELD HARRY M	57,937.91	85
GIATRAS & WEBB	57,599.30	58
LAISHLEY JOHN	57,527.66	133
TORRES GEORGE M	56,586.23	129
BAYLISS SHAWN D	56,533.90	100
ROTH LEGAL SERVICES LC	55,758.16	49
LUPARDUS TIMOTHY P	53,601.62	114
BAGBY STEVE	52,431.43	63
ARBUCKLE DOUGLAS H	51,773.38	50
ROLL W DAN	51,473.00	94
PYLES HAVILAND TURNER & SMITH LLP	50,435.91	56
WEBB DAVID HAMILTON	50,312.96	70
JACOVETTY GERALD G JR LC	49,674.88	226
SPURLOCK JAMES E	49,389.67	56
FITTRO JONATHAN	49,333.59	46
ERHARD CRAIG P	48,840.81	46
LASH FRANKLIN W	48,782.51	24
NOONE ROBERT T	48,397.71	38

**WEST VIRGINIA PUBLIC DEFENDER SERVICES
 APPOINTED COUNSEL FEES & EXPENSES PAID
 FISCAL YEAR 2004
 DESCENDING ORDER BY TOTAL \$
 Appointed Counsel and Service Providers Separate**

PAYEE	VOUCHER TOTAL	# OF CLAIMS
SIMS JOHN G	47,923.13	104
HARTMAN & HARTMAN PLLC	47,800.43	80
CALLAGHAN & CALLAGHAN PLLC	47,782.14	52
THORNE STEVEN M	47,349.50	97
COLLINS & COURTRIGHT	46,656.92	126
HAYNIE BELINDA A	46,123.73	89
SHOUGH SCOTT A	46,035.42	99
HALL DWIGHT R	45,596.35	86
CARL KEATON & FRAZER PLLC	45,573.21	68
HOBBS MARK E	45,321.55	63
NOGAY CATHRYN A	45,297.89	25
SANDERS AUSTIN PRUDICH & FLANIGAN	44,410.76	66
SPONAUGLE KEVIN C	44,147.30	46
MCDERMOTT & BONENBERGER PLLC	43,854.94	108
RODGERS JEFFREY S	43,742.37	93
ELLEM JOHN N	43,473.04	220
WHITE MAX H PLLC	43,376.84	111
STOBBS R RUSSELL	42,725.23	77
BULLMAN & BULLMAN	42,721.37	57
BROWNING ROBERT JR LC	42,608.50	114
HARMAN MARLA ZELENE	42,528.10	28
TATE REBECCA L	42,080.50	56
ELDER JEFFREY A LC	41,659.00	54
HAGER HARRY L	41,638.00	780
BLEVINS MARK A	41,345.88	38
SPRIGGS LISA F	41,313.05	42
BEANE JOHN D	40,575.76	67
KRATOVIL & AMORE PLLC	40,454.77	68
SHAFFER JOSEPH F	39,706.90	15
PATTON ANDREW C	38,885.30	46
TYREE EMBREE & ASSOCIATES PLLC	38,811.93	44
COLOSI LISA ROBINETTE	38,747.02	14
MCNEER HIGHLAND MCMUNN & VARNER LC	38,634.31	25
THOMPSON & WEATHERHOLT PLLC	38,407.00	61
WOLFE DORWIN J LC INC	37,851.44	66
BLYLER HOWARD J	37,804.69	97
MCCOY JAMES A JR	37,589.00	36
ROKISKY JEFFREY J	37,490.94	71
BRADLEY & ALBRIGHT PLLC	37,184.53	89
NAVY L VICTOR	35,701.17	47
PENNINGTON DEANNA L	35,665.08	79
PEYTON HARVEY D	35,393.62	56
SANTER & SANTER	35,062.84	59

**WEST VIRGINIA PUBLIC DEFENDER SERVICES
 APPOINTED COUNSEL FEES & EXPENSES PAID
 FISCAL YEAR 2004
 DESCENDING ORDER BY TOTAL \$
 Appointed Counsel and Service Providers Separate**

PAYEE	VOUCHER TOTAL	# OF CLAIMS
WALLACE MICHAEL K	34,993.50	54
MAZZEI ROCCO E	34,988.14	40
SIRK TIMOTHY M	34,748.50	62
DEMOSS DAVID B	34,516.82	70
MORGAN DENNIE S JR	34,480.45	43
HANCOCK & SEARS	34,432.05	39
SMITH & SCANTLEBURY LC	34,387.77	38
KAYSER LAYNE & CLARK PLLC	34,199.30	57
SIMMONS EUGENE M	34,024.91	48
JUBA-PLUMLEY ROSALEE	33,842.00	58
JARRELL ROBERT STEPHEN	33,529.74	85
DONNELLY & CARBONE PLLC	33,508.19	64
BARNABEI FERRO & OLEJASZ	33,478.30	73
ROSINSKY TIMOTHY P	33,318.06	19
ZIMAROWSKI JAMES B ESQ	33,262.12	36
TRUMP & TRUMP LC	32,981.99	39
JUDY & JUDY	32,444.59	62
BURDETTE KRISTINE ADELE	32,276.57	59
WRIGHT LACY W JR	32,255.18	26
DUTY WILLIAM H	32,166.50	61
FLANIGAN JAMES L	32,098.53	41
STEPTOE & JOHNSON	31,954.68	21
SAVILLE & STEWART PLLC	31,929.53	76
PRENTICE TIMOTHY H	31,907.79	74
JACKSON & KELLY PLLC	31,093.06	12
BOTTNER KIRK H LAW OFFICE PLLC	31,051.51	50
CHILDLAW SERVICES INC	31,042.36	52
MAYNARD TERESA D	30,783.57	70
BEVERIDGE BRENT E	30,744.91	21
BONINSEGNA SANTE JR	30,547.36	47
ORNDORFF DAVID L	30,496.08	28
BROWN & LEVICOFF	30,191.00	98
DOUGLASS ERNEST M	29,800.69	123
PULLIN KNOPF FOWLER & FLANAGAN	29,758.57	41
RUSEN & WHITE PLLC	29,415.76	66
SNYDER & HASSIG	29,320.78	20
HUFFMAN WILLIAM O	29,276.87	45
OOTEN GRAYDON C JR	29,161.75	35
SCOTT CINDY S	29,111.45	29
HUNT & SERRENO	29,070.60	34
ROLLO EDMUND J	28,854.05	29
REGAN THOMAS M LC	28,846.03	42
GEARY & GEARY LC	28,523.05	41

**WEST VIRGINIA PUBLIC DEFENDER SERVICES
 APPOINTED COUNSEL FEES & EXPENSES PAID
 FISCAL YEAR 2004
 DESCENDING ORDER BY TOTAL \$
 Appointed Counsel and Service Providers Separate**

PAYEE	VOUCHER TOTAL	# OF CLAIMS
FORESTER WILLIAM T	28,352.46	58
UNDERWOOD LAW OFFICES INC	28,244.58	8
SUTTON & JANELLE PLLC	28,172.99	27
RUNDLE & RUNDLE LC	28,154.00	107
FRANCIS ERIC M	27,987.21	32
SAL NATALIE J	27,967.22	19
WILDMAN ERIC KEITH	27,846.50	59
DAVIS CHRISTOPHER A	27,466.56	35
HALL KAREN L	27,462.57	79
SAFFER MARTIN V	27,264.00	17
SEE & SEE	27,048.20	14
PRICE LOUIE T	26,980.17	25
PENNINGTON WILLIAM L	26,853.49	97
REED & REED	26,458.76	23
MARTINO GARY J	26,295.00	58
DEAN CHRISTOPHER LC	25,948.43	71
BENFORD LEE F II	25,880.00	49
QUALLS ALVIE E II	25,504.40	45
HUMBERSON DON A	25,357.69	34
PALMER JAMES J III	25,315.69	21
NEWBOLD WILEY W	25,301.08	29
NIMMO MICHAEL R	25,152.50	50
WATERS WARNER & HARRIS	24,794.63	20
HIVELY HERBERT L II	24,552.30	66
KURELAC PATRICIA A	24,497.78	36
MULLENS R MIKE & ASSOCIATES LC	24,418.20	52
WALKER JAMES A	24,392.00	32
ROSENLIB DUANE C JR	24,297.64	29
JOHNSTON HOLROYD & ASSOCIATES	23,730.00	42
MORRIS GARY W II	23,726.50	11
KERNS TIMOTHY J	23,406.50	31
TAYLOR PAUL G	23,276.53	24
GIBSON MICHAEL F	23,256.00	41
KRIVONYAK JOHN C	23,222.25	84
PELLEGRIN MARK P	23,093.50	72
BUCY WINIFRED L	23,063.92	19
SCHEETZ CHRISTOPHER A	22,994.39	30
BRECKINRIDGE DAVIS & SPROLES PLLC	22,929.24	39
ZAMOW THOMAS	22,816.55	36
EKENASI GEOFFREY I	22,708.80	23
KOSTOL KAREN B	22,466.91	39
LACARIA PHILIP A	22,105.00	27
LOUDERBACK ROBIN R	21,660.00	213

**WEST VIRGINIA PUBLIC DEFENDER SERVICES
 APPOINTED COUNSEL FEES & EXPENSES PAID
 FISCAL YEAR 2004
 DESCENDING ORDER BY TOTAL \$
 Appointed Counsel and Service Providers Separate**

PAYEE	VOUCHER TOTAL	# OF CLAIMS
PARTAIN GEORGE L	21,630.87	39
MOLESSA HEATHER IRELAND	21,300.49	24
BREWER & GIGGENBACH PLLC	21,035.16	36
HILL PATRICIA TOLLE	20,698.37	14
CARROLL GALE E	20,686.81	13
SIMMONS & SIMMONS LC	20,628.00	15
ASKINTOWICZ JOHN W III	20,475.16	15
CARR BRIAN KEITH	20,413.40	94
FRANKOVITCH ANETAKIS COLANTONIO & SIMON	20,296.68	30
BISCHOFF DONALD K	20,171.95	32
FOLICKMAN PAMELA R LAW OFFICE OF BRIDI & BRIDI	20,142.77	29
KIRKPATRICK DAVID A	20,131.50	13
GUTMANN RICHARD M LC	20,121.48	20
HAMILTON BURGESS YOUNG POLLARD HEWITT SALVATORE	20,089.32	44
PRITT JEFFRY A	20,043.24	31
SPAULDING BERNARD L	19,991.76	70
FERGUSON LISA WEESE	19,764.00	44
CASTO & CASTO LC	19,760.33	70
POLING LECKTA L	19,418.57	11
PARMER LAW OFFICE	19,211.48	13
SELLARO AMBER URTSO	18,947.87	43
MCINTYRE RHONDA M	18,755.50	35
WILLIS & CHATTIN	18,699.24	30
TYSON DAVID R	18,633.09	18
HAMILTON NEAL J	18,554.03	27
KIRK THOMAS L	18,455.30	35
HICKS NATHAN A PLLC	18,310.80	29
STEPHENS GLORIA M	18,264.99	15
BYRNE & HEDGES	17,781.73	19
BAILEY REGGIE R	17,672.33	10
ANDERSON CHARLES E	17,616.59	32
CASEY JAMES M	17,168.00	22
HALLINAN JACQUELINE A	17,135.63	28
LAMP PAT	16,988.52	16
WEESE ROGER R	16,988.52	16
ALBERTY MICHAEL C	16,789.98	14
BUSH FRANK P JR & ASSOCIATES LC	16,764.00	24
MOUNTS TONYA L LC INC	16,460.67	15
WARMAN CHERYL L	16,370.50	48
CAMILLETTI DAVID A	16,320.50	12
STAPLETON LAW OFFICES LC	16,287.69	24
MANYPENNY J PERRY	15,901.00	7
	15,756.89	8
	15,752.98	20

**WEST VIRGINIA PUBLIC DEFENDER SERVICES
 APPOINTED COUNSEL FEES & EXPENSES PAID
 FISCAL YEAR 2004
 DESCENDING ORDER BY TOTAL \$
 Appointed Counsel and Service Providers Separate**

PAYEE	VOUCHER TOTAL	# OF CLAIMS
ASHLEY ANITA HAROLD	15,709.55	17
ROMANO & MILEY	15,472.10	5
DOWNING MARVIN L	15,356.42	22
POWER BECK & MATZUREFF	15,253.43	5
BURTON DEANDRA	14,895.94	22
RODRIGUEZ KENNETH M	14,806.70	22
ANDERSON PARKULO STANSBURY & ASSOCIATES LC	14,786.96	38
VIEWEG GEORGE B III	14,719.27	21
TAYLOR LAW FIRM PLLC	14,680.50	156
GOLDEN ELLEN FRANCES	14,604.50	28
PAYNE WILBERT A	14,597.25	24
CONRAD & CONRAD	14,569.77	18
FARNSWORTH MICHAEL D JR	14,260.03	84
WOOTON LAW FIRM	14,225.00	26
GREINER & CYRUS LC	14,134.46	17
BALLARD MCGINLEY PLLC	14,078.07	26
EDWARDS JAMES BRYAN	13,981.84	13
PANEPINTO MARK D	13,884.06	6
YEAGER JOHN R JR	13,817.87	9
HART DAVID W	13,787.30	37
SAMMONS OLIVERO & PARASCHOS PLLC	13,783.17	12
SPILMAN THOMAS & BATTLE	13,628.87	16
ARNOLD STEPHEN ANDREW	13,620.50	35
MORAN CATHERINE JANE	13,608.00	33
MOYE DAVID O	13,536.85	20
BRYAN CARSON N	13,525.37	22
PRESTON & WEESE LC	13,509.75	23
WITT RICHARD C	13,258.65	7
SWEENEY LAVERNE	13,151.38	34
KUYKENDALL WILLIAM R	13,018.05	22
NOVOBILSKI JEROME R	13,011.98	37
WALTERS KRAUSKOPF & BAKER	13,009.84	18
YACKEL RAYMOND H	12,766.04	16
REYNOLDS DOUGLAS	12,700.16	52
PAESANI & KEATON PLLC	12,539.38	4
LILLY MELISSA D	12,461.50	16
CLINE MICHAEL R	12,457.50	14
KIRKPATRICK & HAYDEN LAW OFFICE PLLC	12,191.20	34
SKEEN KENNAD L	12,142.50	18
WILSON & BAILEY	12,126.49	17
BOUCHILLON CROSSAN & COLBURN LC	12,012.50	9
SHARLEY MICHAEL J	11,901.38	22
HEWITT JENNIFER DAY	11,789.64	3

**WEST VIRGINIA PUBLIC DEFENDER SERVICES
 APPOINTED COUNSEL FEES & EXPENSES PAID
 FISCAL YEAR 2004
 DESCENDING ORDER BY TOTAL \$
 Appointed Counsel and Service Providers Separate**

PAYEE	VOUCHER TOTAL	# OF CLAIMS
BRUCE BARRY L & ASSOCIATES LC	11,758.04	5
BOWERS JEFFREY S	11,757.19	21
GARRETT LINDA NELSON PLLC	11,558.00	22
BURTON & KILGORE	11,518.02	7
ANDERSON PATRICK B	11,499.19	20
ATKINS PAUL S	11,475.00	145
LAMBERT PAMELA A	11,321.90	15
RILEY & COOKMAN PLLC	11,289.25	24
MILLER & DRAKE PLLC	11,220.88	22
DYER THOMAS G	11,078.48	12
FULLEN FLOYD R	11,063.51	16
ADAMS & FISHER	11,060.90	2
KARR DAVID JR	10,860.79	9
GREGORY BETTY SUE CLARK	10,832.19	43
OSHOWAY F JOHN	10,787.20	18
BUSCH ZURBUCH & THOMPSON PLLC	10,776.21	28
LEFLER CHRISTOPHER D	10,704.38	35
STANTON SHIRLEY J	10,621.82	11
STONE ROBERT C JR	10,581.55	7
MUSGRAVE RAYMOND G	10,480.43	11
CLINE-GENTILE DELLA	10,344.75	6
HEDGES JONES WHITTIER & HEDGES	10,341.62	16
CHRIST KATRINA M LAW FIRM LC	10,281.90	14
SHAFFER & SHAFFER	10,241.63	5
CABANISS MARK	9,993.14	26
HACKNEY JOHN G JR	9,851.50	21
FROBLE MICHAEL E	9,830.17	6
CLARKE D RANDALL	9,508.80	11
NEWMAN KEITH L	9,464.00	11
HILL DAVID L	9,448.60	23
STANTON G PATRICK JR	9,438.26	12
AUCREMANNE JOSEPH	9,420.71	14
ROMAIN JULIE GOWER	9,300.56	12
WILMOTH DAVID H LC	9,227.15	21
BEAN & BEAN	9,175.80	18
BREECE SUSAN PLLC	9,119.06	6
GORMAN SHEATSLEY & COMPANY LC	9,116.30	11
VITAL RICHARD L	9,096.82	14
POOL JAMES M	8,930.00	14
HOLROYD FRED F III	8,839.05	23
TWYMAN & HARDING	8,792.85	18
WEBER & WEBER	8,764.50	16
VANMETER LERA K	8,741.86	13

**WEST VIRGINIA PUBLIC DEFENDER SERVICES
 APPOINTED COUNSEL FEES & EXPENSES PAID
 FISCAL YEAR 2004
 DESCENDING ORDER BY TOTAL \$
 Appointed Counsel and Service Providers Separate**

PAYEE	VOUCHER TOTAL	# OF CLAIMS
YANNERELLA DON A	8,678.25	3
RICHARDSON RICHARDSON & CAMPBELL	8,594.26	26
O'BRIEN ROBERT J	8,582.68	62
BUTLER JOHN M	8,551.00	7
ALEXANDER MATTHEW W	8,518.03	16
RUSSELL MELINDA L	8,517.22	8
MCMILLION BEN	8,302.79	9
HOWLEY LOREN B	8,289.22	12
FRASHER GARY WAYNE	8,288.63	14
CZARNIK R THOMAS	8,287.80	3
OURS JOHN G	8,276.50	17
THORN & THORN LC	8,117.65	2
PAUGH SUSAN K	8,090.50	13
PHILLIPS GARDILL KAISER & ALTMeyer	8,086.16	11
MCFADDEN JEROME J	8,052.13	29
ABRAMS BYRON & HART	7,996.05	15
HERNDON MORTON HERNDON & YAEGER	7,911.00	10
BOWLES RICE MCDAVID GRAFF & LOVE	7,832.39	14
MCCUE LISA V	7,783.95	15
BOOMER JAMES FRANKLIN	7,538.68	18
CICCARELLO DEL GUIDICE & LAFON	7,485.16	12
HOOPER MICHAEL E	7,445.80	1
SIMS DAVID A	7,408.41	13
STOLLINGS HARLEY E	7,396.51	18
STANTON GEORGE P III	7,309.50	7
GALL D CONRAD	7,270.93	31
SMITH GREG K	6,992.90	8
ROLLO LANCE E	6,989.02	47
CHASE JOHN K IV	6,895.50	16
SCHOEN PATTI ANN	6,894.57	6
CRAIG A COURTENAY	6,687.50	1
CAMPBELL GREGORY J	6,647.47	1
WHITE THOMAS E	6,647.30	12
AMBLER & DOTSON LC	6,488.44	13
HAMILTON CHARLES R	6,466.50	16
BARNETT KENNETH J PC	6,433.66	8
BAILEY & WYANT PLLC	6,419.47	2
BIBB EDGAR E III	6,386.50	11
WIEDEL DIANA CARTER	6,347.48	11
STAREK NOELLE A PLLC	6,240.80	5
LOCKWOOD DAVID J	6,223.56	2
MURPHY S SEAN LC	6,162.59	12
KATZ KANTOR & PERKINS	6,143.93	19

**WEST VIRGINIA PUBLIC DEFENDER SERVICES
 APPOINTED COUNSEL FEES & EXPENSES PAID
 FISCAL YEAR 2004
 DESCENDING ORDER BY TOTAL \$
 Appointed Counsel and Service Providers Separate**

PAYEE	VOUCHER TOTAL	# OF CLAIMS
KLATT W HOWARD	6,126.08	3
GARDNER & JACKSON	5,985.23	12
GARRETT & FARBER	5,981.57	1
HOPKINS VIRGINIA JACKSON	5,880.85	2
MICHAEL NELSON M LC	5,854.14	6
ANDERSON DAVID M	5,838.79	21
SPADARO LAURA E	5,758.50	68
EILAND & BENNETT	5,703.81	6
DURANTI LAW OFFICES	5,681.01	14
SPRADLING MARSHALL C	5,552.00	7
HUDNALL MARK D	5,509.84	16
TISSUE PHILIP J	5,496.59	6
SKEEN KENNAD LEE II	5,493.29	18
KAUFMAN KEVIN S	5,405.50	9
WILSON & SHIELDS LC	5,400.00	24
FAST THOMAS K	5,390.23	7
GLENN JOHN R LAW OFFICES LC	5,343.30	20
DOOLEY KATHERINE L	5,321.22	11
BETER GEORGE D	5,245.00	4
CONNER APRIL D	5,071.80	17
DALBY NANCY A ATTY AT LAW PLLC	5,054.18	4
AVIS WITTEN & WANDLING LC	5,026.82	18
VIEWEG MARK E	5,017.11	2
HARRIS JOSEPH J	4,967.85	3
HATFIELD MCGINNIS E JR	4,868.02	2
HARRIS & HOLMES LAW OFFICE PLLC	4,840.47	7
GIGGENBACH MELISSA J	4,813.58	2
MOORE RICO R	4,784.22	1
BOBANGO GERALD J	4,762.00	37
WHITE BRUCE M LAW OFFICE LC	4,711.94	4
LA NEVE TODD F	4,680.26	5
SMITH CLINTON W	4,609.24	13
FOLIO JOHN SAMUEL	4,572.70	3
REEP CORNELIA	4,466.00	11
RUNDLE JULIET WALKER	4,453.00	12
BALL & HIGGINS PLLC	4,383.35	10
LINKOUS GERALD R	4,376.04	3
ANGOTTI & STRAFACE LC	4,366.00	21
HARRINGTON TRAVERS R JR	4,325.50	3
CLAY PAUL O JR	4,305.39	9
DILS JAN D	4,265.13	10
SPONAUGLE & SPONAUGLE	4,217.00	5
NESTOR JASON A	4,214.81	9

**WEST VIRGINIA PUBLIC DEFENDER SERVICES
 APPOINTED COUNSEL FEES & EXPENSES PAID
 FISCAL YEAR 2004
 DESCENDING ORDER BY TOTAL \$
 Appointed Counsel and Service Providers Separate**

PAYEE	VOUCHER TOTAL	# OF CLAIMS
RAY WINTON & KELLEY PLLC	4,209.00	6
ELSWICK SCOTT E	4,207.67	12
BIGELOW BRIAN ELLIOTT	4,201.68	7
WHEATON KEITH LEWIS	4,122.50	3
MORGAN EDWARD WARD	3,982.20	3
FILE PAYNE SCHERER & FILE	3,939.23	2
ROOP SMITH & ROOP LAW OFFICE	3,877.50	14
MCARDLE ELGINE H	3,871.17	1
BOGARAD SHARON N	3,853.00	2
HARMON-SCHAMBERGER BARBARA A	3,818.05	9
ALLEN GUTHRIE MCHUGH & THOMAS PLLC	3,809.79	2
BAILEY & HOWARD PLLC	3,778.50	5
COOK & COOK	3,757.50	11
HIGGINS STEPHEN G	3,745.03	9
STACY DON M	3,676.84	3
MCINTYRE-NICHOLSON RACHELLE D	3,659.71	28
CONRAD LARRY J	3,633.50	7
CRICHTON & CRICHTON	3,596.50	11
VAN ZANT SUSAN J LC	3,557.90	6
MILLS KEVIN D	3,462.00	1
PAYNE MICHAEL D	3,311.09	10
LE QUAN S	3,310.87	2
GUILLS & VIA PLLC	3,258.40	22
GILLOOLY THOMAS J	3,241.78	2
ATKINS JAMES B	3,188.00	12
SIEGRIST & WHITE PLLC	3,165.98	15
MCGUIRE CATHERINE A	3,127.00	7
CARRICO LAW OFFICES LC	3,092.91	4
SCHARF WILLIAM H	3,072.50	5
WAUGH BRENDA	3,004.79	1
BREMER JOHN L	2,914.50	2
FERRO BRETT M	2,896.03	8
SILVER PAULA K	2,799.78	1
FORDHAM GEORGE F JR	2,666.53	11
KALWAR NISAR A LC	2,617.23	12
DANIEL CAROLYN SUE	2,599.20	5
LUCAS MICHAEL W III	2,522.47	1
DUNBAR & FOWLER PLLC	2,517.63	2
SMITH COURTLANDT	2,516.92	5
ROBINSON & MCELWEE	2,460.10	1
PERRY DAVID D	2,436.40	1
BLEVINS MICHAEL T	2,399.87	5
BLANKENSHIP JAMES C III	2,250.50	2

**WEST VIRGINIA PUBLIC DEFENDER SERVICES
 APPOINTED COUNSEL FEES & EXPENSES PAID
 FISCAL YEAR 2004
 DESCENDING ORDER BY TOTAL \$
 Appointed Counsel and Service Providers Separate**

PAYEE	VOUCHER TOTAL	# OF CLAIMS
BILLHEIMER LAW FIRM PLLC	2,236.48	7
HENDERSON SCOTT A	2,234.00	6
BRADFORD TIMOTHY	2,152.50	10
JACOBS G PATRICK THE LAW OFFICE OF LC	2,137.90	2
VITAL ROBERT E LC	2,135.77	2
MCLAUGHLIN & CURRY	2,128.00	9
PAULEY PERRY W JR	2,127.00	25
HARRIS CHRISTIAN R	2,100.00	1
WILSON SEAN	2,096.00	1
SCHRADER BYRD & COMPANION PLLC	2,062.56	1
MORGAN TONY	1,982.50	6
EVERHART BROWN & SNYDER	1,959.50	3
MCQUEEN HARMON & MURPHY LC	1,849.70	1
WEESE TRACY	1,824.90	2
ROSE JOAN A	1,816.50	13
KHAN TASNEEM Q	1,766.75	3
BARTON JEFFREY L	1,713.50	3
MUNCHMEYER THOMAS MOORE	1,700.50	3
PATTERSON THOMAS K	1,644.00	7
FARBER MICHAEL C	1,635.82	3
CORSI JEFFREY C	1,610.35	6
MOORE DAVID K	1,597.65	3
CASSIDY MYERS COGAN VOEGELIN & TENNANT LC	1,587.90	2
JACKSON FRANK A	1,570.91	1
LAZENBY K BRUCE	1,563.13	8
DEMPSTER BRIAN C	1,560.39	1
COOPER PRESTON & DOUGLAS PLLC	1,552.45	6
SITLER GEORGE V	1,549.90	1
REDMAN TRENT A	1,516.50	3
KEENAN & ASSOCIATES LC	1,486.08	5
FRAGILE PAT C	1,485.50	5
MAUSER BERNARD R	1,433.50	9
SMITH LILLY & BALL PLLC	1,430.00	11
EINREINHOFFER JOHN	1,382.00	8
LANE JAMES W JR	1,336.40	1
KING WAYNE	1,287.00	2
RYAN WILLIAM D	1,256.71	3
STACY CHARLES A	1,242.82	2
ROWE LARRY L	1,218.16	4
BASTIEN & LACY LC	1,186.08	1
HARVIT & SCHWARTZ LC	1,138.87	1
COTTRELL PATRICK L	1,122.38	7
WILSON FRAME BENNINGER & METHENEY PLLC	1,086.11	1

**WEST VIRGINIA PUBLIC DEFENDER SERVICES
 APPOINTED COUNSEL FEES & EXPENSES PAID
 FISCAL YEAR 2004
 DESCENDING ORDER BY TOTAL \$
 Appointed Counsel and Service Providers Separate**

PAYEE	VOUCHER TOTAL	# OF CLAIMS
MANN BIBB & MCCULLOCH PLLC	1,077.50	5
GROVE AMANDA LEWIS	1,077.15	1
MULLENS SHARON M	1,077.00	6
ALBERS DESIREE LYNNETTE	1,071.01	3
HOOVER RANDY D	1,069.50	6
BUNNER G RICHARD ESTATE OF	1,063.00	4
RANSBOTTOM JENNIFER DICKENS	1,031.85	3
ALLEN MICHAEL C	1,031.38	1
HANNA & PAGE	1,011.50	3
CONAWAY & CONAWAY	992.00	2
CURNUTTE SCOTT A	987.26	7
BURCHAM JEFFREY G	987.02	2
MITCHELL JOHN R JR LAW OFFICE OF LC	949.00	7
YOUNG MORGAN & CANN	910.74	7
JONES BENNY G	902.50	3
LANE PATRICK	897.50	2
ROBINETTE GLENN J	871.60	1
LEROSE ANTHONY	858.60	3
HARDISON RICHARD E JR	858.00	5
GUILLS JESSE O JR	857.45	3
ARONSON FINEMAN & DAVIS CO LPA	848.50	1
ROSE PADDEN & PETTY LC	846.50	7
SPARACINO ANTHONY J JR	825.00	1
CHARNOCK & CHARNOCK	822.00	1
SEGAL LAW FIRM	821.00	1
HASH JOSEPH C JR	814.50	1
STEELE THOMAS G	782.62	2
GODFREY ROBIN L	778.50	1
BOOTEN R LEE II	778.00	1
SUPPLE JOE M	761.87	1
WINTER KURT J	757.76	4
CUTRIGHT ROGER L	687.50	1
MAYNE REGENIA L	682.56	2
SMITH JAMES E II	657.00	1
PARMER DAVID L	652.00	1
JACKSON-GILLISON HELEN L	589.00	1
DINSMORE & SHOHL LLP	577.00	1
STOVER WILLIAM D	561.00	3
FITZWATER TRAVIS R	549.28	2
SIMMERMAN LAW OFFICE PLLC	537.13	1
PERFATER CHARLES D	534.10	1
WOOD JENNA PERKINS	500.50	1
CARDOSO LEANNE B	497.50	2

**WEST VIRGINIA PUBLIC DEFENDER SERVICES
 APPOINTED COUNSEL FEES & EXPENSES PAID
 FISCAL YEAR 2004
 DESCENDING ORDER BY TOTAL \$
 Appointed Counsel and Service Providers Separate**

PAYEE	VOUCHER TOTAL	# OF CLAIMS
CROSS DAVID F	470.00	1
MANN AMY L	447.50	4
JORY & SMITH	446.56	2
HOLDERBY TERRANCE J LAW OFFICE OF PLLC	444.00	2
JESSER LAW FIRM PLLC	435.00	1
CURRY & SWISHER PLLC	433.00	3
EVANS CYNTHIA E	423.00	1
FRALEY LAWRENCE E III	401.31	1
ROWE JAMES S	393.50	2
PRESTON BRETT JUSTICE LAW OFFICE OF PLLC	342.00	1
HAWKINS & PARNELL LLP	331.50	1
MORGAN E LAVOYD JR	303.08	1
WALKER LELA PLLC	299.73	1
SCHILLACE LAW OFFICE	275.48	1
GAUDIO ROBERT J	267.00	4
SETTLE SUSAN A	255.50	1
HUNTER J BURTON III	253.72	1
SAYRE ROBERT Q JR	207.50	1
KANNER TED M	204.00	1
BOOTH & MCCARTHY	196.75	1
COOPER & GLASS	170.00	1
DANIELS NORMAN T JR	166.00	1
FRAME DAVID W	149.80	1
BARKWILL BROOKS K LC	145.16	1
PAESANI STEPHEN	128.28	1
SHOTT GURGANUS WILLIAMSON & MAGANN	96.72	2
WALLACE JOSEPH A LC INC	67.50	1
MEYER & FORD	63.00	1
TOTAL FOR APPOINTED COUNSEL	13,738,020.22	22,298
TRI-S INVESTIGATIONS INC	147,445.09	302
COOPER GARY L	27,747.12	23
BECKETT HERMAN H	26,257.34	16
VAUGHAN INC	26,199.12	39
MCGRAW PATRICIA ROMANO	24,290.20	3
VAUGHAN BRADFORD A	23,150.69	42
MOUNTS MICHAEL E	22,600.99	7
ARCCA INC	20,960.70	2
FREMOUW WILLIAM J	19,925.00	12
DEAK DAVID S	19,551.76	49
CAPITOL CITY INVESTIGATIONS INC	18,216.63	16
ORCHID BIOSCIENCES INC	17,387.50	4
WEDGEWOOD FAMILY PRACTICE & PSYCHIATRY	16,250.00	3

**WEST VIRGINIA PUBLIC DEFENDER SERVICES
 APPOINTED COUNSEL FEES & EXPENSES PAID
 FISCAL YEAR 2004
 DESCENDING ORDER BY TOTAL \$
 Appointed Counsel and Service Providers Separate**

PAYEE	VOUCHER TOTAL	# OF CLAIMS
MILLS KEVIN D	16,248.00	5
HERNDON STEPHEN D	14,965.10	2
PSYCHOLOGICAL HEALTH ASSOCIATES LTD	14,783.50	6
PLUM STEVEN M	14,422.92	56
PRIMARY PSYCHOLOGICAL CARE PLLC	13,431.25	7
ADAMSKI THOMAS R MD	13,250.00	6
BROWN V J	13,175.60	2
COOK INVESTIGATION SERVICE INC	12,378.75	15
LAW-SCIENCE TECHNOLOGIES INC	12,272.88	3
DAMM JOHN EDWARD ED	11,812.50	5
BRAMBLE CHARLES E III	11,554.02	6
KLM INVESTIGATIONS	11,273.35	25
WEST VIRGINIA UNIVERSITY MEDICAL CORPORATION	11,025.00	8
PROCESS STRATEGIES	10,225.00	3
VIRGINIA INVESTIGATION & TRAINING AGENCY INC	9,667.79	2
MONES PAUL	8,826.92	5
BOONES DETECTIVE AGENCY	8,718.21	5
PETERS LARRY A INC	8,450.19	12
PAPE & ASSOCIATES INC	7,740.00	1
PSYCHOLOGICAL CONSULTING INC	7,700.00	15
SIGMAN H E GENE	7,452.27	3
WYATT W JOSEPH	6,479.84	4
CLAY ROBERT L	6,453.30	5
ROBERT J MACDONALD AGENCY INC	6,440.63	9
CLEVINGER J D	6,302.28	2
FAMILY SERVICE OF KANAWHA VALLEY INC	6,057.58	9
KRIEG FRED JAY PHD & ASSOCIATES PLLC	5,600.00	6
BERRY RAY ANDREW	5,587.95	5
WETTSTEIN ROBERT M MD	5,221.00	2
FORCON INTL - VIRGINIA LTD	5,168.82	1
JANOFKY JEFFREY S MD	5,101.16	1
TASA GROUP INC	5,052.48	1
REDMOND LARRY WAYNE	4,632.76	11
GUYER MELVIN J	4,582.50	1
CHARLESTON PSYCHIATRIC GROUP INC	4,525.50	3
FULERO SOLOMON M PHD JD	4,182.23	1
EASTERN PSYCHOLOGICAL SVC OF WV PLLC	4,165.00	8
HERRON-RICE TRACY P	4,131.95	2
TRAINOR GREGORY E	4,130.00	5
PLUM C ED	3,759.58	12
HAGAN LEIGH D PH D PC	3,716.00	2
FERDA BRIAN T	3,605.00	3
MCNEILL GEORGE W	3,600.00	1

**WEST VIRGINIA PUBLIC DEFENDER SERVICES
 APPOINTED COUNSEL FEES & EXPENSES PAID
 FISCAL YEAR 2004
 DESCENDING ORDER BY TOTAL \$
 Appointed Counsel and Service Providers Separate**

PAYEE	VOUCHER TOTAL	# OF CLAIMS
GRISSINGER DEBORAH J	3,325.20	9
HEWITT CHARLES WILLIAM	3,300.50	2
HALL JEANNE S	3,253.25	3
LANE DANNY INC	3,178.08	2
INVESTIGATION DIVISION INC	3,099.34	5
KELLEY SHAMELLE D	3,061.80	6
VETROMILE WALTER N	3,009.67	1
RATLIFF DOUGLAS M	3,003.55	2
WEXLER BRIAN PHD	2,992.50	2
KARR JO ELLEN	2,951.35	3
RITTENHOUSE RONNI	2,950.00	2
MORGANTOWN PASTORAL COUNSELING CENTER INC	2,907.50	4
COTTRELL JACK	2,892.44	20
CURTIS ANGELA L	2,879.80	1
SENECA HEALTH SERVICES	2,850.00	2
EVERS WHITNEY R	2,825.90	1
SIMS & MCCOID	2,776.07	2
HARDING J MICHAEL	2,733.75	1
PEDIATRIC FACT PROGRAM 110 339	2,700.00	1
STAFFORD DAVID T	2,661.21	1
SUSSMAN EDWARD B MD INC	2,600.00	1
WOLFE GARY J	2,452.80	4
MCDONALD PATRICIA A	2,433.20	3
WOODS FRED B	2,411.16	4
GREENE JUDITH A	2,402.30	4
ASHBURN CAROL A	2,317.70	1
AVAR INVESTIGATIVE SERVICES	2,168.98	2
BRAMS & ASSOCIATES INC	2,137.50	1
ESPLIN PHILLIP W PC	2,100.00	1
JUSTICE JOHN D	2,100.00	1
TORSNEY JACK R JR	2,050.00	2
HELLER FRED I	2,040.00	1
GODBY FRANKLIN DONALD	2,039.04	4
WHITE H P LABORATORY INC	2,000.00	1
VAUGHAN ROBERT L	1,955.52	2
STONE LEROY A	1,850.00	1
STEINHOFF WILLIAM S JR	1,825.00	1
ENDLER INVESTIGATIONS	1,784.69	1
RUTH LLOYD M	1,711.04	1
ALIFF ESTHER ANNE	1,690.15	1
COUNTY COURT REPORTERS INC	1,667.99	3
PSYCARE INC	1,662.50	1
ALLEN HEWETT INVESTIGATIONS INC	1,634.10	1

**WEST VIRGINIA PUBLIC DEFENDER SERVICES
 APPOINTED COUNSEL FEES & EXPENSES PAID
 FISCAL YEAR 2004
 DESCENDING ORDER BY TOTAL \$
 Appointed Counsel and Service Providers Separate**

PAYEE	VOUCHER TOTAL	# OF CLAIMS
SMART DOCUMENT SOLUTIONS LLC	1,578.18	2
ERNEST RICHARD N	1,500.00	1
MOUNTAIN STATE PSYCHOLOGICAL SERVICES PLLC	1,450.00	3
SPEAKMAN CHRISTINA J	1,425.64	4
PSI MED INC	1,400.00	1
STUTCHMAN GREGG	1,314.50	1
BLOSSER JULIE A	1,311.00	1
BELLVILLE CHRISTY L	1,294.25	3
POTOMAC HIGHLANDS MENTAL HEALTH GUILD INC	1,290.00	2
WALKER MARI SULLIVAN INC	1,250.00	1
BLUE MOON INVESTIGATIONS INC	1,214.12	2
BEHAVIORAL SCIENCE ASSOCIATES INC	1,206.25	2
HUGHEY JEWELL R	1,202.00	2
ARDEN STEVEN R JR	1,200.00	1
ITANI BILAL MD	1,200.00	1
SPECKIN FORENSIC LABORATORIES	1,195.00	1
DRAKE DONNA LYNN	1,190.11	1
JAMES RICHARD L	1,176.45	1
VINCENT SHARON L	1,170.40	2
FULLERTON DANIEL C	1,108.00	1
CHESLOCK TERRI R	1,097.25	3
KHAN ASAD H	1,062.50	1
LEVIN MARTIN	1,050.00	2
ALLEGHENY CONSULTANT SERVICES INC	1,030.65	4
GLANDEN NATHAN	1,013.86	1
ROWE WALTER PH D	1,000.00	2
TSIKALAS FIRE INVESTIGATIONS INC	935.00	1
ARMISTEAD GINNY L	920.15	1
OWENS ANNE R	916.30	2
WARNER CHARLES E JR	901.00	1
PIEDMONT PSYCHIATRIC PROFESSIONALS	850.00	1
SPECIAL SECURITY SERVICES LLC	846.36	1
BLAKE GEORGE EDWARD	841.08	2
VETROMILE VIRGINIA D	831.76	1
WOLFE HAROLD B	816.16	1
COFFEY HARRY J	810.00	1
LAJOIE INVESTIGATIONS INC	762.50	1
BRT LABORATORIES INC	750.00	1
WARREN KATHERINE LOUISE	746.90	1
TREADWAY WENDY ZOLLA	720.00	1
GOODWILL INDUSTRIES KYOWVA INC	650.00	1
RODIN HAROLD F	650.00	1
SIGLEY TERRY LAURITA	637.50	2

**WEST VIRGINIA PUBLIC DEFENDER SERVICES
 APPOINTED COUNSEL FEES & EXPENSES PAID
 FISCAL YEAR 2004
 DESCENDING ORDER BY TOTAL \$
 Appointed Counsel and Service Providers Separate**

PAYEE	VOUCHER TOTAL	# OF CLAIMS
PRESIDENTIAL INVESTIGATIONS & BAIL BONDING LLC	611.41	1
PEARSE RONALD D ED D	600.00	1
JOHNSON ROY L	592.90	2
WESTBROOK HEALTH SERVICES INC	552.45	2
GRISSOM MICHAEL D	540.00	1
YEAGER JAMES EDWARD	525.00	1
SAYRE TERRY D	513.60	1
RODEBAUGH TERRI A	502.00	1
EAKIN DONALD E JR	500.00	1
STREET SANDRA	500.00	1
CAMPBELL OLIN R JR	499.26	1
PENDLETON COUNTY CIRCUIT CLERK	441.50	1
CARDINAL PSYCHOLOGICAL SERVICES LLC	425.00	1
MOUNTAIN REPORTING SERVICE TRUST	424.65	1
PATHWAYS PSYCHOLOGICAL CENTER LLC	400.00	1
WHELAN MEDICAL CLINIC INC	400.00	1
COULTER CHARLES E	390.00	1
COX SHERRI	390.00	1
CROSIER SEAN	352.50	1
INTEGRITY INVESTIGATIONS LLC	345.48	1
REXROAD RICHARD A	344.20	1
SIMS GERRY	340.00	1
PRESTERA CENTER	333.75	1
TRI COUNTY PASTORAL COUNSELING SERVICES	320.00	1
JDL & ASSOCIATES	313.98	1
MASON BRIAN EUGENE	309.25	1
RIDDEL MARIA CARMEN	306.00	1
DAISEY RICHARD B	305.05	1
COCHRAN AYME A	300.30	1
MEDSEARCH CONSULTING SERVICES LLC	300.00	1
NICKOSON RALPH W	300.00	1
PSYCH SERVICES ASSOCIATES INC	300.00	1
RYAN ANITA A LLC	300.00	1
KREPS MELINDA SHAW	265.05	1
WILLIAMS MARGARET	261.80	1
DUNAWAY MARY L	252.30	1
BAKER LYNDE G	231.00	1
TRI STATE REPORTERS INC	223.30	1
FREELANCE TECHNICAL ASSOCIATES INC	221.00	1
UNITED SUMMIT CENTER INC	200.00	1
BACHMAN RODNEY L	190.00	1
PROBE INTERNATIONAL ENTERPRISES LLC	160.88	1
WHITE DAVID	155.00	1

**WEST VIRGINIA PUBLIC DEFENDER SERVICES
APPOINTED COUNSEL FEES & EXPENSES PAID
FISCAL YEAR 2004**

DESCENDING ORDER BY TOTAL \$
Appointed Counsel and Service Providers Separate

PAYEE	VOUCHER TOTAL	# OF CLAIMS
AREA PSYCHIATRIC & PSYCHOTHERAPY GROUP INC	150.00	1
BOSLEY SHARON L	142.00	2
OSHOWAY SUE	136.50	1
SHRADER TERRY L	133.30	1
MUNCIE MARY L	121.50	1
HIGHLAND HOSPITAL	114.25	1
DAVIS KATHY J	98.00	1
CITIZENS CONFERENCING	73.44	1
BROWN CAROLYN S	59.50	1
TOTAL FOR SERVICE PROVIDERS	926,518.50	1,037
GRAND TOTAL	14,664,538.72	23,335

**WEST VIRGINIA PUBLIC DEFENDER SERVICES
 APPOINTED COUNSEL FEES & EXPENSES PAID
 FISCAL YEAR 2004
 ALPHABETICAL ORDER**

PAYEE	VOUCHER TOTAL	# OF CLAIMS
A		
ABRAMS BYRON & HART	7,996.05	15
ADAMS & FISHER	11,060.90	2
ADAMSKI THOMAS R MD	13,250.00	6
ALBERS DESIREE LYNNETTE	1,071.01	3
ALBERTY MICHAEL C	16,460.67	15
ALEXANDER MATTHEW W	8,518.03	16
ALIFF ESTHER ANNE	1,690.15	1
ALLEGHENY CONSULTANT SERVICES INC	1,030.65	4
ALLEN GUTHRIE MCHUGH & THOMAS PLLC	3,809.79	2
ALLEN HEWETT INVESTIGATIONS INC	1,634.10	1
ALLEN MICHAEL C	1,031.38	1
AMBLER & DOTSON LC	6,488.44	13
ANDERSON CHARLES E	17,168.00	22
ANDERSON DAVID M	5,838.79	21
ANDERSON PARKULO STANSBURY & ASSOCIATES	14,786.96	38
ANDERSON PATRICK B	11,499.19	20
ANGOTTI & STRAFACE LC	4,366.00	21
ARBUCKLE DOUGLAS H	51,773.38	50
ARCCA INC	20,960.70	2
ARDEN STEVEN R JR	1,200.00	1
AREA PSYCHIATRIC & PSYCHOTHERAPY GROUP INC	150.00	1
ARMISTEAD GINNY L	920.15	1
ARNOLD STEPHEN ANDREW	13,620.50	35
ARONSON FINEMAN & DAVIS CO LPA	848.50	1
ASHBURN CAROL A	2,317.70	1
ASHLEY ANITA HAROLD	15,709.55	17
ASKINTOWICZ JOHN W III	20,475.16	15
ATKINS JAMES B	3,188.00	12
ATKINS PAUL S	11,475.00	145
AUCREMANNE JOSEPH	9,420.71	14
AVAR INVESTIGATIVE SERVICES	2,168.98	2
AVIS WITTEN & WANDLING LC	5,026.82	18
B		
BACHMAN RODNEY L	190.00	1
BAGBY STEVE	52,431.43	63
BAILEY & HOWARD PLLC	3,778.50	5
BAILEY & WYANT PLLC	6,419.47	2
BAILEY REGGIE R	17,616.59	32
BAKER LYNDE G	231.00	1

**WEST VIRGINIA PUBLIC DEFENDER SERVICES
 APPOINTED COUNSEL FEES & EXPENSES PAID
 FISCAL YEAR 2004
 ALPHABETICAL ORDER**

PAYEE	VOUCHER TOTAL	# OF CLAIMS
B Continued		
BALL & HIGGINS PLLC	4,383.35	10
BALLARD MCGINLEY PLLC	14,078.07	26
BARKWILL BROOKS K LC	145.16	1
BARNABEI FERRO & OLEJASZ	33,478.30	73
BARNETT KENNETH J PC	6,433.66	8
BARR JACK C	77,945.78	201
BARRAT ROBERT E	62,523.89	83
BARRY CHAD DOUGLAS	81,484.65	223
BARTON JEFFREY L	1,713.50	3
BASTIEN & LACY LC	1,186.08	1
BAYLISS SHAWN D	56,533.90	100
BEAN & BEAN	9,175.80	18
BEANE JOHN D	40,575.76	67
BECKETT HERMAN H	26,257.34	16
BEHAVIORAL SCIENCE ASSOCIATES INC	1,206.25	2
BELLOMY & TURNER	135,981.08	236
BELLVILLE CHRISTY L	1,294.25	3
BENFORD LEE F II	25,880.00	49
BERRY RAY ANDREW	5,587.95	5
BETER GEORGE D	5,245.00	4
BEVERIDGE BRENT E	30,744.91	21
BIBB EDGAR E III	6,386.50	11
BIGELOW BRIAN ELLIOTT	4,201.68	7
BILLHEIMER LAW FIRM PLLC	2,236.48	7
BISCHOFF DONALD K	20,171.95	32
BLAKE GEORGE EDWARD	841.08	2
BLANKENSHIP JAMES C III	2,250.50	2
BLEVINS MARK A	41,345.88	38
BLEVINS MICHAEL T	2,399.87	5
BLIZZARD GEORGE DANIEL II PLLC	73,284.82	26
BLOSSER JULIE A	1,311.00	1
BLUE MOON INVESTIGATIONS INC	1,214.12	2
BLYLER HOWARD J	37,804.69	97
BOBANGO GERALD J	4,762.00	37
BOGARAD SHARON N	3,853.00	2
BONINSEGNA SANTE JR	30,547.36	47
BOOMER JAMES FRANKLIN	7,538.68	18
BOONES DETECTIVE AGENCY	8,718.21	5
BOOTEN R LEE II	778.00	1
BOOTH & MCCARTHY	196.75	1
BOSLEY SHARON L	142.00	2

**WEST VIRGINIA PUBLIC DEFENDER SERVICES
 APPOINTED COUNSEL FEES & EXPENSES PAID
 FISCAL YEAR 2004
 ALPHABETICAL ORDER**

PAYEE	VOUCHER TOTAL	# OF CLAIMS
B Continued		
BOTTNER KIRK H LAW OFFICE PLLC	31,051.51	50
BOUCHILLON CROSSAN & COLBURN LC	12,012.50	9
BOWERS JEFFREY S	11,757.19	21
BOWLES RICE MCDAVID GRAFF & LOVE	7,832.39	14
BRADFORD TIMOTHY	2,152.50	10
BRADLEY & ALBRIGHT PLLC	37,184.53	89
BRAMBLE CHARLES E III	11,554.02	6
BRAMS & ASSOCIATES INC	2,137.50	1
BRECKINRIDGE DAVIS & SPROLES PLLC	22,929.24	39
BREECE SUSAN PLLC	9,119.06	6
BREMER JOHN L	2,914.50	2
BREWER & GIGGENBACH PLLC	21,035.16	36
BRIDI & BRIDI	20,131.50	13
BRISCOE L SCOTT	100,921.17	113
BROWN & LEVICOFF	30,191.00	98
BROWN CAROLYN S	59.50	1
BROWN V J	13,175.60	2
BROWNING ROBERT JR LC	42,608.50	114
BRT LABORATORIES INC	750.00	1
BRUCE BARRY L & ASSOCIATES LC	11,758.04	5
BRYAN CARSON N	13,525.37	22
BRYANT CARL P	91,168.09	192
BUCY WINIFRED L	23,063.92	19
BULLMAN & BULLMAN	42,721.37	57
BUNNER G RICHARD ESTATE OF	1,063.00	4
BURCHAM JEFFREY G	987.02	2
BURDETTE KRISTINE ADELE	32,276.57	59
BURTON & KILGORE	11,518.02	7
BURTON DEANDRA	14,895.94	22
BUSCH ZURBUCH & THOMPSON PLLC	10,776.21	28
BUSH FRANK P JR & ASSOCIATES LC	16,370.50	48
BUTLER JOHN M	8,551.00	7
BYRNE & HEDGES	17,672.33	10
C		
CABANISS MARK	9,993.14	26
CALLAGHAN & CALLAGHAN PLLC	47,782.14	52
CAMILLETTI DAVID A	15,901.00	7
CAMPBELL GREGORY J	6,647.47	1
CAMPBELL OLIN R JR	499.26	1
CAPITOL CITY INVESTIGATIONS INC	18,216.63	16

**WEST VIRGINIA PUBLIC DEFENDER SERVICES
 APPOINTED COUNSEL FEES & EXPENSES PAID
 FISCAL YEAR 2004
 ALPHABETICAL ORDER**

PAYEE	VOUCHER TOTAL	# OF CLAIMS
C Continued		
CARDINAL PSYCHOLOGICAL SERVICES LLC	425.00	1
CARDOSO LEANNE B	497.50	2
CARL KEATON & FRAZER PLLC	45,573.21	68
CARR BRIAN KEITH	20,413.40	94
CARRICO LAW OFFICES LC	3,092.91	4
CARROLL GALE E	20,686.81	13
CASEY JAMES M	17,135.63	28
CASSIDY MYERS COGAN VOEGELIN & TENNANT LC	1,587.90	2
CASTO & CASTO LC	19,418.57	11
CHARLESTON PSYCHIATRIC GROUP INC	4,525.50	3
CHARNOCK & CHARNOCK	822.00	1
CHASE JOHN K IV	6,895.50	16
CHESLOCK TERRI R	1,097.25	3
CHILDLAW SERVICES INC	31,042.36	52
CHRIST KATRINA M LAW FIRM LC	10,281.90	14
CICCARELLO DEL GUIDICE & LAFON	7,485.16	12
CITIZENS CONFERENCING	73.44	1
CLAGETT & GOREY	96,479.23	183
CLAGETT GOREY CASTEEL & TIPTON	155,749.10	314
CLARKE D RANDALL	9,508.80	11
CLAY PAUL O JR	4,305.39	9
CLAY ROBERT L	6,453.30	5
CLEVINGER J D	6,302.28	2
CLINE MICHAEL R	12,457.50	14
CLINE-GENTILE DELLA	10,344.75	6
COCHRAN AYME A	300.30	1
COFFEY HARRY J	810.00	1
COLLINS & COURTRIGHT	46,656.92	126
COLOSI LISA ROBINETTE	38,747.02	14
CONAWAY & CONAWAY	992.00	2
CONNER APRIL D	5,071.80	17
CONRAD & CONRAD	14,569.77	18
CONRAD LARRY J	3,633.50	7
COOK & COOK	3,757.50	11
COOK INVESTIGATION SERVICE INC	12,378.75	15
COOPER & GLASS	170.00	1
COOPER GARY L	27,747.12	23
COOPER PRESTON & DOUGLAS PLLC	1,552.45	6
COREY DANIEL S	94,564.00	76
CORSI JEFFREY C	1,610.35	6
COTTRELL JACK	2,892.44	20

**WEST VIRGINIA PUBLIC DEFENDER SERVICES
 APPOINTED COUNSEL FEES & EXPENSES PAID
 FISCAL YEAR 2004
 ALPHABETICAL ORDER**

PAYEE	VOUCHER TOTAL	# OF CLAIMS
C Continued		
COTTRELL PATRICK L	1,122.38	7
COULTER CHARLES E	390.00	1
COUNTY COURT REPORTERS INC	1,667.99	3
COX SHERRI	390.00	1
CRAIG A COURTENAY	6,687.50	1
CRICHTON & CRICHTON	3,596.50	11
CROSIER SEAN	352.50	1
CROSS DAVID F	470.00	1
CURNUTTE SCOTT A	987.26	7
CURRY & SWISHER PLLC	433.00	3
CURRY DENNIS H	70,328.92	32
CURTIS ANGELA L	2,879.80	1
CUTRIGHT ROGER L	687.50	1
CZARNIK R THOMAS	8,287.80	3
D		
DAISEY RICHARD B	305.05	1
DALBY NANCY A ATTY AT LAW PLLC	5,054.18	4
DAMM JOHN EDWARD ED	11,812.50	5
DANIEL CAROLYN SUE	2,599.20	5
DANIELS NORMAN T JR	166.00	1
DAVIS CHRISTOPHER A	27,466.56	35
DAVIS KATHY J	98.00	1
DEAK DAVID S	19,551.76	49
DEAN CHRISTOPHER LC	25,948.43	71
DEMOSS DAVID B	34,516.82	70
DEMPSTER BRIAN C	1,560.39	1
DILLON WELLS H	106,309.60	105
DILS JAN D	4,265.13	10
DINSMORE & SHOHL LLP	577.00	1
DONNELLY & CARBONE PLLC	33,508.19	64
DOOLEY KATHERINE L	5,321.22	11
DOUGLASS ERNEST M	29,800.69	123
DOWNING MARVIN L	15,356.42	22
DRAKE DONNA LYNN	1,190.11	1
DUFFY KEVIN C	107,264.79	74
DUNAWAY MARY L	252.30	1
DUNBAR & FOWLER PLLC	2,517.63	2
DURANTI LAW OFFICES	5,681.01	14
DUTY WILLIAM H	32,166.50	61
DYER THOMAS G	11,078.48	12

**WEST VIRGINIA PUBLIC DEFENDER SERVICES
 APPOINTED COUNSEL FEES & EXPENSES PAID
 FISCAL YEAR 2004
 ALPHABETICAL ORDER**

PAYEE	VOUCHER TOTAL	# OF CLAIMS
E		
EAKIN DONALD E JR	500.00	1
EASTERN PSYCHOLOGICAL SVC OF WV PLLC	4,165.00	8
EDWARDS JAMES BRYAN	13,981.84	13
EILAND & BENNETT	5,703.81	6
EINREINHOFER JOHN	1,382.00	8
EKENASI GEOFFREY I	22,708.80	23
ELDER JEFFREY A LC	41,659.00	54
ELLEM JOHN N	43,473.04	220
ELSWICK SCOTT E	4,207.67	12
ENDLER INVESTIGATIONS	1,784.69	1
ERHARD CRAIG P	48,840.81	46
ERNEST RICHARD N	1,500.00	1
ESPLIN PHILLIP W PC	2,100.00	1
ESPOSITO & ESPOSITO	88,556.63	124
EVANS CYNTHIA E	423.00	1
EVERHART BROWN & SNYDER	1,959.50	3
EVERS WHITNEY R	2,825.90	1
F		
FAMILY SERVICE OF KANAWHA VALLEY INC	6,057.58	9
FARBER MICHAEL C	1,635.82	3
FARNSWORTH MICHAEL D JR	14,260.03	84
FAST THOMAS K	5,390.23	7
FERDA BRIAN T	3,605.00	3
FERGUSON LISA WEESE	19,760.33	70
FERRIS HOWARD M	70,290.55	234
FERRO BRETT M	2,896.03	8
FILE PAYNE SCHERER & FILE	3,939.23	2
FITTRO JONATHAN	49,333.59	46
FITZ STEPHEN S	63,052.04	99
FITZWATER TRAVIS R	549.28	2
FLANIGAN JAMES L	32,098.53	41
FLINCHUM R KEITH	60,566.20	103
FOLICKMAN PAMELA R LAW OFFICE OF	20,142.77	29
FOLIO JOHN SAMUEL	4,572.70	3
FORCON INTL - VIRGINIA LTD	5,168.82	1
FORDHAM GEORGE F JR	2,666.53	11
FORESTER WILLIAM T	28,352.46	58
FRAGILE PAT C	1,485.50	5
FRALEY LAWRENCE E III	401.31	1
FRAME DAVID W	149.80	1

**WEST VIRGINIA PUBLIC DEFENDER SERVICES
 APPOINTED COUNSEL FEES & EXPENSES PAID
 FISCAL YEAR 2004
 ALPHABETICAL ORDER**

PAYEE	VOUCHER TOTAL	# OF CLAIMS
F Continued		
FRANCIS ERIC M	27,987.21	32
FRANKOVITCH ANETAKIS COLANTONIO & SIMON	20,296.68	30
FRASHER GARY WAYNE	8,288.63	14
FREELANCE TECHNICAL ASSOCIATES INC	221.00	1
FREEMAN & NIEZGODA PLLC	95,540.33	102
FREMOUW WILLIAM J	19,925.00	12
FROBLE MICHAEL E	9,830.17	6
FULERO SOLOMON M PHD JD	4,182.23	1
FULLEN FLOYD R	11,063.51	16
FULLERTON DANIEL C	1,108.00	1
G		
GALL D CONRAD	7,270.93	31
GARDNER & JACKSON	5,985.23	12
GARRETT & FARBER	5,981.57	1
GARRETT & GARRETT	133,036.66	84
GARRETT LINDA NELSON PLLC	11,558.00	22
GAUDIO ROBERT J	267.00	4
GEARY & GEARY LC	28,523.05	41
GIATRAS & WEBB	57,599.30	58
GIBSON MICHAEL F	23,256.00	41
GIGGENBACH MELISSA J	4,813.58	2
GILLOOLY THOMAS J	3,241.78	2
GLANDEN NATHAN	1,013.86	1
GLENN JOHN R LAW OFFICES LC	5,343.30	20
GODBY FRANKLIN DONALD	2,039.04	4
GODFREY ROBIN L	778.50	1
GOLDEN ELLEN FRANCES	14,604.50	28
GOODWILL INDUSTRIES KYOWVA INC	650.00	1
GORDON MARGARET A B	114,183.71	75
GORMAN SHEATSLEY & COMPANY LC	9,116.30	11
GREENE JUDITH A	2,402.30	4
GREGORY BETTY SUE CLARK	10,832.19	43
GREINER & CYRUS LC	14,134.46	17
GRISSINGER DEBORAH J	3,325.20	9
GRISSOM MICHAEL D	540.00	1
GROVE AMANDA LEWIS	1,077.15	1
GUILLS & VIA PLLC	3,258.40	22
GUILLS JESSE O JR	857.45	3
GUTMANN RICHARD M LC	20,089.32	44
GUYER MELVIN J	4,582.50	1

**WEST VIRGINIA PUBLIC DEFENDER SERVICES
 APPOINTED COUNSEL FEES & EXPENSES PAID
 FISCAL YEAR 2004
 ALPHABETICAL ORDER**

PAYEE	VOUCHER TOTAL	# OF CLAIMS
H		
HACKNEY JOHN G JR	9,851.50	21
HAGAN LEIGH D PH D PC	3,716.00	2
HAGER HARRY L	41,638.00	780
HALL DWIGHT R	45,596.35	86
HALL JEANNE S	3,253.25	3
HALL KAREN L	27,462.57	79
HALLINAN JACQUELINE A	16,988.52	16
HAMILTON BURGESS YOUNG POLLARD HEWITT	20,043.24	31
HAMILTON CHARLES R	6,466.50	16
HAMILTON NEAL J	18,455.30	35
HANCOCK & SEARS	34,432.05	39
HANNA & PAGE	1,011.50	3
HARDING J MICHAEL	2,733.75	1
HARDISON RICHARD E JR	858.00	5
HARMAN MARLA ZELENE	42,528.10	28
HARMON-SCHAMBERGER BARBARA A	3,818.05	9
HARRINGTON TRAVERS R JR	4,325.50	3
HARRIS & HOLMES LAW OFFICE PLLC	4,840.47	7
HARRIS CHRISTIAN R	2,100.00	1
HARRIS JOSEPH J	4,967.85	3
HART DAVID W	13,787.30	37
HARTMAN & HARTMAN PLLC	47,800.43	80
HARVIT & SCHWARTZ LC	1,138.87	1
HASH JOSEPH C JR	814.50	1
HASSAN RONALD D	68,451.56	42
HATFIELD HARRY M	57,937.91	85
HATFIELD MCGINNIS E JR	4,868.02	2
HAUGHT IRA M	130,312.11	93
HAWKINS & PARNELL LLP	331.50	1
HAWKINS JAMES E JR	63,640.35	237
HAYNIE BELINDA A	46,123.73	89
HEDGES JONES WHITTIER & HEDGES	10,341.62	16
HELLER FRED I	2,040.00	1
HENDERSON & FUDA	58,246.25	78
HENDERSON SCOTT A	2,234.00	6
HERNDON MORTON HERNDON & YAEGER	7,911.00	10
HERNDON STEPHEN D	129,789.66	38
HERRON-RICE TRACY P	4,131.95	2
HEWITT CHARLES WILLIAM	3,300.50	2
HEWITT JENNIFER DAY	11,789.64	3
HICKS NATHAN A PLLC	18,264.99	15

**WEST VIRGINIA PUBLIC DEFENDER SERVICES
 APPOINTED COUNSEL FEES & EXPENSES PAID
 FISCAL YEAR 2004
 ALPHABETICAL ORDER**

PAYEE	VOUCHER TOTAL	# OF CLAIMS
H Continued		
HIGGINS STEPHEN G	3,745.03	9
HIGHLAND HOSPITAL	114.25	1
HILL DAVID L	9,448.60	23
HILL PATRICIA TOLLE	20,698.37	14
HIVELY HERBERT L II	24,552.30	66
HOBBS MARK E	45,321.55	63
HOLDERBY TERRANCE J LAW OFFICE OF PLLC	444.00	2
HOLROYD FRED F III	8,839.05	23
HOOPER MICHAEL E	7,445.80	1
HOOVER RANDY D	1,069.50	6
HOPKINS VIRGINIA JACKSON	5,880.85	2
HOWLEY LOREN B	8,289.22	12
HUDNALL MARK D	5,509.84	16
HUFFMAN WILLIAM O	29,276.87	45
HUGHART KEVIN W	60,250.82	55
HUGHEY JEWELL R	1,202.00	2
HUMBERSON DON A	25,357.69	34
HUNT & SERRENO	29,070.60	34
HUNTER J BURTON III	253.72	1
HYER & LITTLEPAGE	60,595.58	78
I		
INTEGRITY INVESTIGATIONS LLC	345.48	1
INVESTIGATION DIVISION INC	3,099.34	5
ISNER JUDITH A	89,981.13	72
ITANI BILAL MD	1,200.00	1
J		
JACKSON & KELLY PLLC	31,093.06	12
JACKSON FRANK A	1,570.91	1
JACKSON-GILLISON HELEN L	589.00	1
JACOBS G PATRICK THE LAW OFFICE OF LC	2,137.90	2
JACOVETTY GERALD G JR LC	49,674.88	226
JAMES RICHARD L	1,176.45	1
JANOFSKY JEFFREY S MD	5,101.16	1
JARRELL ROBERT STEPHEN	33,529.74	85
JDL & ASSOCIATES	313.98	1
JESSER LAW FIRM PLLC	435.00	1
JOHNSON ROY L	592.90	2
JOHNSTON HOLROYD & ASSOCIATES	23,730.00	42
JONES BENNY G	902.50	3

**WEST VIRGINIA PUBLIC DEFENDER SERVICES
 APPOINTED COUNSEL FEES & EXPENSES PAID
 FISCAL YEAR 2004
 ALPHABETICAL ORDER**

PAYEE	VOUCHER TOTAL	# OF CLAIMS
J Continued		
JONES STEVEN A LC	77,410.20	105
JORY & SMITH	446.56	2
JUBA-PLUMLEY ROSALEE	33,842.00	58
JUDY & JUDY	32,444.59	62
JUSTICE JOHN D	2,100.00	1
K		
KALWAR NISAR A LC	2,617.23	12
KANNER TED M	204.00	1
KARICKHOFF DAVID	58,894.64	117
KARR DAVID JR	10,860.79	9
KARR JO ELLEN	2,951.35	3
KATZ KANTOR & PERKINS	6,143.93	19
KAUFMAN KEVIN S	5,405.50	9
KAYSER LAYNE & CLARK PLLC	34,199.30	57
KEENAN & ASSOCIATES LC	1,486.08	5
KEENER RAYMOND III	69,536.00	439
KELLEY SHAMELLE D	3,061.80	6
KERNS TIMOTHY J	23,406.50	31
KHAN ASAD H	1,062.50	1
KHAN TASNEEM Q	1,766.75	3
KING WAYNE	1,287.00	2
KIRK THOMAS L	18,310.80	29
KIRKPATRICK & HAYDEN LAW OFFICE PLLC	12,191.20	34
KIRKPATRICK DAVID A	20,121.48	20
KLATT W HOWARD	6,126.08	3
KLM INVESTIGATIONS	11,273.35	25
KOSTOL KAREN B	22,466.91	39
KRATOVIL & AMORE PLLC	40,454.77	68
KREPS MELINDA SHAW	265.05	1
KRIEG FRED JAY PHD & ASSOCIATES PLLC	5,600.00	6
KRIVONYAK JOHN C	23,222.25	84
KURELAC PATRICIA A	24,497.78	36
KUYKENDALL WILLIAM R	13,018.05	22
L		
LA NEVE TODD F	4,680.26	5
LACARIA PHILIP A	22,105.00	27
LAISHLEY JOHN	57,527.66	133
LAJOIE INVESTIGATIONS INC	762.50	1
LAMBERT PAMELA A	11,321.90	15

**WEST VIRGINIA PUBLIC DEFENDER SERVICES
 APPOINTED COUNSEL FEES & EXPENSES PAID
 FISCAL YEAR 2004
 ALPHABETICAL ORDER**

PAYEE	VOUCHER TOTAL	# OF CLAIMS
L Continued		
LAMP PAT	16,789.98	14
LANE DANNY INC	3,178.08	2
LANE JAMES W JR	1,336.40	1
LANE PATRICK	897.50	2
LANE PAUL E	60,737.34	66
LASH FRANKLIN W	48,782.51	24
LAW-SCIENCE TECHNOLOGIES INC	12,272.88	3
LAZENBY K BRUCE	1,563.13	8
LE QUAN S	3,310.87	2
LEFLER CHRISTOPHER D	10,704.38	35
LEROSE ANTHONY	858.60	3
LESTER WILLIAM M	124,993.32	110
LEVIN MARTIN	1,050.00	2
LILLY MELISSA D	12,461.50	16
LINKOUS GERALD R	4,376.04	3
LOCKWOOD DAVID J	6,223.56	2
LOUDERBACK ROBIN R	21,660.00	213
LUCAS MICHAEL W III	2,522.47	1
LUPARDUS TIMOTHY P	53,601.62	114
M		
MANCINI STEVEN K	62,066.00	87
MANN AMY L	447.50	4
MANN BIBB & MCCULLOCH PLLC	1,077.50	5
MANYPENNY J PERRY	15,752.98	20
MARTINO GARY J	26,295.00	58
MASON BRIAN EUGENE	309.25	1
MAUSER BERNARD R	1,433.50	9
MAYNARD TERESA D	30,783.57	70
MAYNE REGENIA L	682.56	2
MAZZEI ROCCO E	34,988.14	40
MCARDLE ELGINE H	3,871.17	1
MCCOY JAMES A JR	37,589.00	36
MCCUE LISA V	7,783.95	15
MCDERMOTT & BONENBERGER PLLC	43,854.94	108
MCDONALD PATRICIA A	2,433.20	3
MCFADDEN JEROME J	8,052.13	29
MCGRAW PATRICIA ROMANO	24,290.20	3
MCGRAW WARREN R II	76,317.90	44
MCGUIRE CATHERINE A	3,127.00	7
MCINTYRE RHONDA M	18,699.24	30

**WEST VIRGINIA PUBLIC DEFENDER SERVICES
 APPOINTED COUNSEL FEES & EXPENSES PAID
 FISCAL YEAR 2004
 ALPHABETICAL ORDER**

PAYEE	VOUCHER TOTAL	# OF CLAIMS
M Continued		
MCINTYRE-NICHOLSON RACHELLE D	3,659.71	28
MCLAUGHLIN & CURRY	2,128.00	9
MCMILLION BEN	8,302.79	9
MCNEER HIGHLAND MCMUNN & VARNER LC	38,634.31	25
MCNEILL GEORGE W	3,600.00	1
MCQUEEN HARMON & MURPHY LC	1,849.70	1
MEDSEARCH CONSULTING SERVICES LLC	300.00	1
MERRIFIELD RODNEY B	99,097.64	55
MEYER & FORD	63.00	1
MICHAEL NELSON M LC	5,854.14	6
MILLER & DRAKE PLLC	11,220.88	22
MILLS KEVIN D	19,710.00	6
MITCHELL JOHN R JR LAW OFFICE OF LC	949.00	7
MOLESSA HEATHER IRELAND	21,300.49	24
MONES PAUL	8,826.92	5
MOORE DAVID K	1,597.65	3
MOORE RICO R	4,784.22	1
MORAN CATHERINE JANE	13,608.00	33
MORGAN DENNIE S JR	34,480.45	43
MORGAN E LAVOYD JR	303.08	1
MORGAN EDWARD WARD	3,982.20	3
MORGAN TONY	1,982.50	6
MORGANTOWN PASTORAL COUNSELING CENTER	2,907.50	4
MORRIS GARY W II	23,726.50	11
MOSES JOSEPH J	92,946.18	77
MOUNTAIN REPORTING SERVICE TRUST	424.65	1
MOUNTAIN STATE PSYCHOLOGICAL SERVICES PLLC	1,450.00	3
MOUNTS MICHAEL E	22,600.99	7
MOUNTS TONYA L LC INC	16,320.50	12
MOYE DAVID O	13,536.85	20
MULLENS R MIKE & ASSOCIATES LC	24,418.20	52
MULLENS SHARON M	1,077.00	6
MULLINS CHARLES B II	171,563.00	76
MUNCHMEYER THOMAS MOORE	1,700.50	3
MUNCIE MARY L	121.50	1
MURPHY S SEAN LC	6,162.59	12
MUSGRAVE RAYMOND G	10,480.43	11
N		
NAVY L VICTOR	35,701.17	47
NEISWONGER & WHITE	58,054.68	215

**WEST VIRGINIA PUBLIC DEFENDER SERVICES
 APPOINTED COUNSEL FEES & EXPENSES PAID
 FISCAL YEAR 2004
 ALPHABETICAL ORDER**

PAYEE	VOUCHER TOTAL	# OF CLAIMS
N Continued		
NESSEL KERRY A	78,135.64	45
NESTOR JASON A	4,214.81	9
NEWBOLD WILEY W	25,301.08	29
NEWMAN KEITH L	9,464.00	11
NICKOSON RALPH W	300.00	1
NIMMO MICHAEL R	25,152.50	50
NOGAY CATHRYN A	45,297.89	25
NOONE ROBERT T	48,397.71	38
NOVOBILSKI JEROME R	13,011.98	37
O		
O'BRIEN ROBERT J	8,582.68	62
OOTEN GRAYDON C JR	29,161.75	35
ORCHID BIOSCIENCES INC	17,387.50	4
ORNDORFF DAVID L	30,496.08	28
ORTEZA AILYNN MAE	59,428.60	27
OSHOWAY F JOHN	10,787.20	18
OSHOWAY SUE	136.50	1
OURS JOHN G	8,276.50	17
OWENS ANNE R	916.30	2
P		
PAESANI & KEATON PLLC	12,539.38	4
PAESANI STEPHEN	128.28	1
PALMER JAMES J III	25,315.69	21
PANCAKE F CODY III	67,221.46	66
PANEPINTO MARK D	13,884.06	6
PAPE & ASSOCIATES INC	7,740.00	1
PARMER DAVID L	652.00	1
PARMER LAW OFFICE	18,947.87	43
PARTAIN GEORGE L	21,630.87	39
PATHWAYS PSYCHOLOGICAL CENTER LLC	400.00	1
PATTERSON THOMAS K	1,644.00	7
PATTON ANDREW C	38,885.30	46
PAUGH SUSAN K	8,090.50	13
PAULEY PERRY W JR	2,127.00	25
PAYNE MICHAEL D	3,311.09	10
PAYNE WILBERT A	14,597.25	24
PEARSE RONALD D ED D	600.00	1
PEDIATRIC FACT PROGRAM 110 339	2,700.00	1
PELLEGRIN MARK P	23,093.50	72

**WEST VIRGINIA PUBLIC DEFENDER SERVICES
 APPOINTED COUNSEL FEES & EXPENSES PAID
 FISCAL YEAR 2004
 ALPHABETICAL ORDER**

PAYEE	VOUCHER TOTAL	# OF CLAIMS
P Continued		
PENDLETON COUNTY CIRCUIT CLERK	441.50	1
PENNINGTON DEANNA L	35,665.08	79
PENNINGTON WILLIAM L	26,853.49	97
PERFATER CHARLES D	534.10	1
PERRY DAVID D	2,436.40	1
PETERS LARRY A INC	8,450.19	12
PEYTON HARVEY D	35,393.62	56
PHILLIPS GARDILL KAISER & ALTMAYER	8,086.16	11
PIEDMONT PSYCHIATRIC PROFESSIONALS	850.00	1
PLUM C ED	3,759.58	12
PLUM STEVEN M	14,422.92	56
POLING LECKTA L	19,211.48	13
POOL JAMES M	8,930.00	14
POTOMAC HIGHLANDS MENTAL HEALTH GUILD INC	1,290.00	2
POWELL CAROLINE STAFFORD	58,063.90	65
POWELL JAMES CORBLEY	78,885.50	79
POWELL JAMES MILTON	116,009.60	130
POWER BECK & MATZUREFF	15,253.43	5
PRALL THOMAS J	58,335.89	187
PRENTICE TIMOTHY H	31,907.79	74
PRESIDENTIAL INVESTIGATIONS & BAIL BONDING	611.41	1
PRESTERA CENTER	333.75	1
PRESTON & WEESE LC	13,509.75	23
PRESTON BRETT JUSTICE LAW OFFICE OF PLLC	342.00	1
PRICE LOUIE T	26,980.17	25
PRIMARY PSYCHOLOGICAL CARE PLLC	13,431.25	7
PRITT JEFFRY A	19,991.76	70
PROBE INTERNATIONAL ENTERPRISES LLC	160.88	1
PROCESS STRATEGIES	10,225.00	3
PSI MED INC	1,400.00	1
PSYCARE INC	1,662.50	1
PSYCH SERVICES ASSOCIATES INC	300.00	1
PSYCHOLOGICAL CONSULTING INC	7,700.00	15
PSYCHOLOGICAL HEALTH ASSOCIATES LTD	14,783.50	6
PULLIN KNOPF FOWLER & FLANAGAN	29,758.57	41
PYLES HAVILAND TURNER & SMITH LLP	50,435.91	56
Q		
QUALLS ALVIE E II	25,504.40	45

**WEST VIRGINIA PUBLIC DEFENDER SERVICES
 APPOINTED COUNSEL FEES & EXPENSES PAID
 FISCAL YEAR 2004
 ALPHABETICAL ORDER**

PAYEE	VOUCHER TOTAL	# OF CLAIMS
R		
RADCLIFF PATRICK LC	141,705.13	176
RADMAN SCOTT S	75,948.96	149
RANSBOTTOM JENNIFER DICKENS	1,031.85	3
RATLIFF DOUGLAS M	3,003.55	2
RAY WINTON & KELLEY PLLC	4,209.00	6
REDMAN TRENT A	1,516.50	3
REDMOND LARRY WAYNE	4,632.76	11
REED & REED	26,458.76	23
REEP CORNELIA	4,466.00	11
REGAN THOMAS M LC	28,846.03	42
REGER JACOB E	74,664.60	245
REXROAD RICHARD A	344.20	1
REXROAD WILLETT & NANNERS PLLC	112,822.95	151
REYNOLDS DOUGLAS	12,700.16	52
RHODES JAMES RANDALL	59,410.86	62
RICHARDSON RICHARDSON & CAMPBELL	8,594.26	26
RIDDEL MARIA CARMEN	306.00	1
RILEY & COOKMAN PLLC	11,289.25	24
RITTENHOUSE RONNI	2,950.00	2
ROBERT J MACDONALD AGENCY INC	6,440.63	9
ROBINETTE GLENN J	871.60	1
ROBINSON & MCELWEE	2,460.10	1
RODEBAUGH TERRI A	502.00	1
RODGERS JEFFREY S	43,742.37	93
RODIN HAROLD F	650.00	1
RODRIGUEZ KENNETH M	14,806.70	22
ROKISKY JEFFREY J	37,490.94	71
ROLL W DAN	51,473.00	94
ROLLO EDMUND J	28,854.05	29
ROLLO LANCE E	6,989.02	47
ROMAIN JULIE GOWER	9,300.56	12
ROMANO & MILEY	15,472.10	5
ROOP SMITH & ROOP LAW OFFICE	3,877.50	14
ROSE JOAN A	1,816.50	13
ROSE PADDEN & PETTY LC	846.50	7
ROSENLIB DUANE C JR	24,297.64	29
ROSINSKY TIMOTHY P	33,318.06	19
ROTH LEGAL SERVICES LC	55,758.16	49
ROWE JAMES S	393.50	2
ROWE LARRY L	1,218.16	4
ROWE WALTER PH D	1,000.00	2

**WEST VIRGINIA PUBLIC DEFENDER SERVICES
 APPOINTED COUNSEL FEES & EXPENSES PAID
 FISCAL YEAR 2004
 ALPHABETICAL ORDER**

PAYEE	VOUCHER TOTAL	# OF CLAIMS
R Continued		
RUNDLE & RUNDLE LC	28,154.00	107
RUNDLE JULIET WALKER	4,453.00	12
RUSEN & WHITE PLLC	29,415.76	66
RUSSELL MELINDA L	8,517.22	8
RUTH LLOYD M	1,711.04	1
RYAN ANITA A LLC	300.00	1
RYAN KOURTNEY A	89,502.50	56
RYAN WILLIAM D	1,256.71	3
S		
SAFFER MARTIN V	27,264.00	17
SAL NATALIE J	27,967.22	19
SAMMONS OLIVERO & PARASCHOS PLLC	13,783.17	12
SANDERS AUSTIN PRUDICH & FLANIGAN	44,410.76	66
SANTER & SANTER	35,062.84	59
SAVILLE & STEWART PLLC	31,929.53	76
SAYRE ROBERT Q JR	207.50	1
SAYRE TERRY D	513.60	1
SCHARF WILLIAM H	3,072.50	5
SCHEETZ CHRISTOPHER A	22,994.39	30
SCHILLACE LAW OFFICE	275.48	1
SCHOEN PATTI ANN	6,894.57	6
SCHRADER BYRD & COMPANION PLLC	2,062.56	1
SCOTT CINDY S	29,111.45	29
SEE & SEE	27,048.20	14
SEGAL LAW FIRM	821.00	1
SELLARO AMBER URTSO	18,755.50	35
SENECA HEALTH SERVICES	2,850.00	2
SETTLE SUSAN A	255.50	1
SHAFFER & SHAFFER	10,241.63	5
SHAFFER JOSEPH F	39,706.90	15
SHARLEY MICHAEL J	11,901.38	22
SHAW R MICHAEL LC	80,640.53	278
SHAY DANA R	73,819.72	86
SHERMAN LAWRENCE E JR LC	59,679.03	74
SHOTT GURGANUS WILLIAMSON & MAGANN	96.72	2
SHOUGH SCOTT A	46,035.42	99
SHRADER TERRY L	133.30	1
SIEGRIST & WHITE PLLC	3,165.98	15
SIGLEY TERRY LAURITA	637.50	2
SIGMAN H E GENE	7,452.27	3

**WEST VIRGINIA PUBLIC DEFENDER SERVICES
 APPOINTED COUNSEL FEES & EXPENSES PAID
 FISCAL YEAR 2004
 ALPHABETICAL ORDER**

PAYEE	VOUCHER TOTAL	# OF CLAIMS
S Continued		
SILVER PAULA K	2,799.78	1
SIMMERMAN LAW OFFICE PLLC	537.13	1
SIMMONS & SIMMONS LC	20,628.00	15
SIMMONS EUGENE M	34,024.91	48
SIMS & MCCOID	2,776.07	2
SIMS DAVID A	7,408.41	13
SIMS GERRY	340.00	1
SIMS JOHN G	47,923.13	104
SIRK TIMOTHY M	34,748.50	62
SITLER GEORGE V	1,549.90	1
SKAGGS G ERNEST	115,144.04	109
SKEEN KENNAD L	12,142.50	18
SKEEN KENNAD LEE II	5,493.29	18
SMART DOCUMENT SOLUTIONS LLC	1,578.18	2
SMITH & SCANTLEBURY LC	34,387.77	38
SMITH CLINTON W	4,609.24	13
SMITH COURTLANDT	2,516.92	5
SMITH GREG K	6,992.90	8
SMITH JAMES E II	657.00	1
SMITH LILLY & BALL PLLC	1,430.00	11
SNYDER & HASSIG	29,320.78	20
SPADARO LAURA E	5,758.50	68
SPARACINO ANTHONY J JR	825.00	1
SPAULDING BERNARD L	19,764.00	44
SPEAKMAN CHRISTINA J	1,425.64	4
SPECIAL SECURITY SERVICES LLC	846.36	1
SPECKIN FORENSIC LABORATORIES	1,195.00	1
SPILMAN THOMAS & BATTLE	13,628.87	16
SPONAUGLE & SPONAUGLE	4,217.00	5
SPONAUGLE KEVIN C	44,147.30	46
SPRADLING MARSHALL C	5,552.00	7
SPRIGGS LISA F	41,313.05	42
SPURLOCK JAMES E	49,389.67	56
STACY CHARLES A	1,242.82	2
STACY DON M	3,676.84	3
STAFFORD DAVID T	2,661.21	1
STANTON G PATRICK JR	9,438.26	12
STANTON GEORGE P III	7,309.50	7
STANTON SHIRLEY J	10,621.82	11
STAPLETON LAW OFFICES LC	15,756.89	8
STAREK NOELLE A PLLC	6,240.80	5

**WEST VIRGINIA PUBLIC DEFENDER SERVICES
 APPOINTED COUNSEL FEES & EXPENSES PAID
 FISCAL YEAR 2004
 ALPHABETICAL ORDER**

PAYEE	VOUCHER TOTAL	# OF CLAIMS
S Continued		
STEELE THOMAS G	782.62	2
STEINHOFF WILLIAM S JR	1,825.00	1
STEPHENS GLORIA M	17,781.73	19
STEPTOE & JOHNSON	31,954.68	21
STOBBS R RUSSELL	42,725.23	77
STOLLINGS HARLEY E	7,396.51	18
STONE LEROY A	1,850.00	1
STONE ROBERT C JR	10,581.55	7
STOVER WILLIAM D	561.00	3
STREET SANDRA	500.00	1
STUTCHMAN GREGG	1,314.50	1
SUMMERS WILLIAM B	72,150.74	163
SUPPLE JOE M	761.87	1
SUSSMAN EDWARD B MD INC	2,600.00	1
SUTTON & JANELLE PLLC	28,172.99	27
SWEENEY LAVERNE	13,151.38	34
T		
TASA GROUP INC	5,052.48	1
TATE REBECCA L	42,080.50	56
TAYLOR LAW FIRM PLLC	14,680.50	156
TAYLOR PAUL G	23,276.53	24
THOMPSON & WEATHERHOLT PLLC	38,407.00	61
THORN & THORN LC	8,117.65	2
THORNE STEVEN M	47,349.50	97
TISSUE PHILIP J	5,496.59	6
TORRES GEORGE M	56,586.23	129
TORSNEY JACK R JR	2,050.00	2
TRAINOR GREGORY E	4,130.00	5
TREADWAY WENDY ZOLLA	720.00	1
TRI COUNTY PASTORAL COUNSELING SERVICES	320.00	1
TRI STATE REPORTERS INC	223.30	1
TRI-S INVESTIGATIONS INC	147,445.09	302
TROISI JOSEPH G	86,372.53	158
TRUMP & TRUMP LC	32,981.99	39
TSIKALAS FIRE INVESTIGATIONS INC	935.00	1
TWYMAN & HARDING	8,792.85	18
TYREE EMBREE & ASSOCIATES PLLC	38,811.93	44
TYSON DAVID R	18,554.03	27

**WEST VIRGINIA PUBLIC DEFENDER SERVICES
 APPOINTED COUNSEL FEES & EXPENSES PAID
 FISCAL YEAR 2004
 ALPHABETICAL ORDER**

PAYEE	VOUCHER TOTAL	# OF CLAIMS
U		
UNDERWOOD LAW OFFICES INC	28,244.58	8
UNITED SUMMIT CENTER INC	200.00	1
V		
VALENTINO WILLIAM RIDER	62,760.33	97
VAN ZANT SUSAN J LC	3,557.90	6
VANMETER LERA K	8,741.86	13
VANNOSTRAND & MORTON	91,045.47	116
VAUGHAN BRADFORD A	23,150.69	42
VAUGHAN INC	26,199.12	39
VAUGHAN ROBERT L	1,955.52	2
VETROMILE VIRGINIA D	831.76	1
VETROMILE WALTER N	3,009.67	1
VICTOR VICTOR & HELGOE LLP	135,557.13	111
VIEWEG GEORGE B III	14,719.27	21
VIEWEG MARK E	5,017.11	2
VINCENT SHARON L	1,170.40	2
VIRGINIA INVESTIGATION & TRAINING AGENCY INC	9,667.79	2
VITAL RICHARD L	9,096.82	14
VITAL ROBERT E LC	2,135.77	2
W		
WALKER JAMES A	24,392.00	32
WALKER LELA PLLC	299.73	1
WALKER MARI SULLIVAN INC	1,250.00	1
WALL RANDALL D	59,419.64	339
WALLACE JOSEPH A LC INC	67.50	1
WALLACE MICHAEL K	34,993.50	54
WALTERS KRAUSKOPF & BAKER	13,009.84	18
WARMAN CHERYL L	16,287.69	24
WARNER CHARLES E JR	901.00	1
WARREN KATHERINE LOUISE	746.90	1
WATERS WARNER & HARRIS	24,794.63	20
WAUGH BRENDA	3,004.79	1
WEBB DAVID HAMILTON	50,312.96	70
WEBER & WEBER	8,764.50	16
WEDGEWOOD FAMILY PRACTICE & PSYCHIATRY	16,250.00	3
WEESE ROGER R	16,764.00	24
WEESE TRACY	1,824.90	2
WEST VIRGINIA UNIVERSITY MEDICAL	11,025.00	8
WESTBROOK HEALTH SERVICES INC	552.45	2

**WEST VIRGINIA PUBLIC DEFENDER SERVICES
 APPOINTED COUNSEL FEES & EXPENSES PAID
 FISCAL YEAR 2004
 ALPHABETICAL ORDER**

PAYEE	VOUCHER TOTAL	# OF CLAIMS
W Continued		
WETTSTEIN ROBERT M MD	5,221.00	2
WEXLER BRIAN PHD	2,992.50	2
WHEATON KEITH LEWIS	4,122.50	3
WHELAN MEDICAL CLINIC INC	400.00	1
WHITE BRUCE M LAW OFFICE LC	4,711.94	4
WHITE DAVID	155.00	1
WHITE H P LABORATORY INC	2,000.00	1
WHITE KEITH	146,080.10	243
WHITE MAX H PLLC	43,376.84	111
WHITE THOMAS E	6,647.30	12
WHITEMAN BURDETTE PLLC	100,882.76	114
WHITEMAN FRANCES C	58,850.09	51
WIEDEL DIANA CARTER	6,347.48	11
WILDMAN ERIC KEITH	27,846.50	59
WILLIAMS JOHN E JR	97,654.26	57
WILLIAMS MARGARET	261.80	1
WILLIS & CHATTIN	18,633.09	18
WILMOTH DAVID H LC	9,227.15	21
WILSON & BAILEY	12,126.49	17
WILSON & SHIELDS LC	5,400.00	24
WILSON FRAME BENNINGER & METHENEY PLLC	1,086.11	1
WILSON SEAN	2,096.00	1
WINDOM RODNEY C	65,572.86	50
WINTER KURT J	757.76	4
WITT RICHARD C	13,258.65	7
WOLFE DORWIN J LC INC	37,851.44	66
WOLFE GARY J	2,452.80	4
WOLFE HAROLD B	816.16	1
WOOD JENNA PERKINS	500.50	1
WOODS FRED B	2,411.16	4
WOOTON LAW FIRM	14,225.00	26
WRIGHT LACY W JR	32,255.18	26
WYATT W JOSEPH	6,479.84	4
Y		
YACKEL RAYMOND H	12,766.04	16
YANNERELLA DON A	8,678.25	3
YEAGER JAMES EDWARD	525.00	1
YEAGER JOHN R JR	13,817.87	9
YOUNG MORGAN & CANN	910.74	7

**WEST VIRGINIA PUBLIC DEFENDER SERVICES
APPOINTED COUNSEL FEES & EXPENSES PAID
FISCAL YEAR 2004
ALPHABETICAL ORDER**

PAYEE	VOUCHER TOTAL	# OF CLAIMS
<i>Z</i>		
ZAMOW THOMAS	22,816.55	36
ZIEGLER & GUNNOE LC	63,450.03	103
ZIMAROWSKI JAMES B ESQ	33,262.12	36
GRAND TOTAL	14,664,538.72	23,335