

# WEST VIRGINIA PUBLIC DEFENDER SERVICES

*APPOINTED COUNSEL  
STATISTICAL REPORTS  
FISCAL YEAR 1999-2000*



JOHN A. ROGERS  
EXECUTIVE DIRECTOR

SUBMITTED 03/01/00

## TABLE OF CONTENTS

Statistical Summary	1
Average Cost By:	
Summary	2
Detail	3
Appointed Counsel Claims By:	
Case Type: Chart	8
Summary	9
Detail	10
Appointed Counsel Dollars By:	
Case Type: Chart	14
Summary	15
Detail	16
Hours By:	
Case Type: Chart	20
Summary	21
Detail	22
Fees By:	
Case Type: Chart	26
Summary	27
Detail	28
Expenses By:	
Case Type: Chart	32
Summary	33
Detail	34
Direct Expense Claims By:	
Case Type: Chart	38
Summary	39
Detail	40
Hours In-Court and Out-of-Court By:	
Case Type: Chart	43
Summary	44
Detail	45
Average Per Primary Charge By:	
Alphabetical Order	48
Average Descending Order	51
Payees By:	
Alphabetical Order	54
Total Descending Order	73

**WEST VIRGINIA PUBLIC DEFENDER SERVICES  
STATISTICAL SUMMARY  
APPOINTED COUNSEL FISCAL YEAR 2000**

Total Number of Claims Paid	22,441
Total Number of Direct Expense Claims Paid	1,015
Total Number of Hours Paid	232,354
Total Amount Paid In Claims	\$12,633,115.16
Total Fees Paid to Counsel	\$11,325,923.44
Total Expenses Paid	\$1,307,191.72
Average Total Cost Per Claim	\$562.95
Average Counsel Fee Per Claim	\$528.61
Average Expenses Per Claim	\$61.01
Percent of Total Claims Attributable To Fees	89.65%
Percent of Total Claims Attributable To Expenses	10.35%
Average Total Cost Per Hour	\$54.37
Total Hours In-Court	43,395
Total Hours Out-Of-Court	188,959
Percent of Total Hours In-Court	18.68%
Percent of Total Hours Out-Of-Court	81.32%

**NOTE: Figures represent payments made for eleven months. Invoices received from July 1, 1999 to May 14, 2000.**

**WEST VIRGINIA PUBLIC DEFENDER SERVICES  
 AVERAGE COST BY CASE TYPE  
 FISCAL YEAR 2000**

CIRCUIT	FELONY	MISD	MENTAL HYGIENE	JUVENILE	PAT.	PAROLE PROBAT REV	TERM ABUSE	HABEAS SUP. CT.	OTHER	TOTAL AVERAGE
01	CIRCUIT	449.84	252.61	636.31	0.00	1,027.37	1,499.67	1,109.33	730.58	\$1,049.66
02	CIRCUIT	247.14	95.72	324.55	0.00	449.47	1,070.27	483.40	275.09	\$608.30
03	CIRCUIT	485.37	231.47	706.71	0.00	507.44	1,058.20	608.53	964.21	\$934.05
04	CIRCUIT	382.37	138.36	436.02	0.00	395.32	849.83	1,149.07	264.44	\$495.91
05	CIRCUIT	1,022.58	129.33	432.69	0.00	62.67	582.22	559.25	229.77	\$524.94
06	CIRCUIT	883.92	40.57	251.97	0.00	524.88	822.09	1,076.08	174.82	\$270.95
07	CIRCUIT	878.46	77.00	493.12	0.00	415.25	1,222.76	3,091.96	577.75	\$600.67
08	CIRCUIT	1,556.89	142.50	452.40	0.00	175.41	836.23	1,720.00	265.50	\$869.01
09	CIRCUIT	970.82	103.20	666.89	0.00	346.07	1,024.33	2,972.64	570.90	\$796.70
10	CIRCUIT	736.22	74.28	416.33	0.00	302.99	1,448.33	2,242.01	246.07	\$521.51
11	CIRCUIT	2,752.07	111.44	309.05	0.00	617.36	1,103.91	5,794.38	349.10	\$969.37
12	CIRCUIT	1,198.15	175.00	676.93	0.00	0.00	804.17	1,926.19	627.19	\$903.53
13	CIRCUIT	868.82	119.76	359.00	0.00	428.94	911.08	4,725.99	750.13	\$427.17
14	CIRCUIT	944.73	191.67	378.67	1,285.30	482.52	1,429.92	1,902.22	682.75	\$609.38
15	CIRCUIT	1,621.69	124.10	630.27	0.00	586.38	1,624.45	1,602.23	0.00	\$1,171.46
16	CIRCUIT	1,215.50	125.84	323.59	0.00	353.29	672.31	1,755.59	285.75	\$464.05
17	CIRCUIT	1,032.67	101.40	702.55	0.00	351.28	1,839.59	3,775.43	428.83	\$650.98
18	CIRCUIT	1,343.63	116.74	727.65	0.00	303.14	1,394.79	2,677.78	803.79	\$942.86
19	CIRCUIT	674.60	157.19	257.95	0.00	252.89	650.74	1,457.00	196.79	\$363.20
20	CIRCUIT	1,157.12	128.51	423.92	0.00	179.77	1,108.68	1,832.34	390.21	\$611.47
21	CIRCUIT	716.94	111.25	316.14	0.00	456.45	1,094.40	1,183.14	486.79	\$560.23
22	CIRCUIT	1,222.43	151.33	829.93	0.00	548.30	1,789.33	2,794.18	506.71	\$827.18
23	CIRCUIT	1,572.35	163.15	379.12	0.00	540.56	932.40	2,482.81	220.11	\$824.84
24	CIRCUIT	1,342.21	84.83	240.23	0.00	181.20	1,060.44	1,357.53	762.49	\$631.99
25	CIRCUIT	1,251.40	129.14	337.95	0.00	302.19	981.71	2,148.28	446.83	\$552.95
26	CIRCUIT	1,152.60	110.05	687.58	0.00	449.37	1,096.36	1,951.98	398.78	\$416.76
27	CIRCUIT	1,033.25	117.76	271.69	0.00	572.00	742.97	0.00	288.54	\$526.23
28	CIRCUIT	784.46	107.00	362.17	0.00	0.00	713.72	1,685.55	246.75	\$617.60
29	CIRCUIT	1,097.30	134.35	573.42	0.00	475.80	1,232.51	1,950.63	1,044.68	\$562.03
30	CIRCUIT	877.97	96.76	345.40	781.00	482.87	628.64	1,303.72	301.27	\$504.66
31	CIRCUIT	871.37	160.26	277.12	0.00	297.59	1,132.37	0.00	184.03	\$520.16
<b>STATE AVERAGE</b>										<b>\$562.95</b>
										<b>443.97</b>
										<b>1,910.71</b>
										<b>1,044.32</b>
										<b>410.16</b>
										<b>1,033.15</b>
										<b>396.21</b>
										<b>1,044.32</b>

**WEST VIRGINIA PUBLIC DEFENDER SERVICES  
 AVERAGE COST BY CASE TYPE  
 FISCAL YEAR 2000**

CIRCUIT COUNTY	FELONY	MISD	MENTAL HYGIENE	JUVENILE	PAT.	PAROLE PROBAB REV	TERM ABUSE	HABEAS SUP. CT.	OTHER	TOTAL AVERAGE
<b>01 CIRCUIT</b>										
BROOKE	3,871.47	723.87	252.86	569.59	0.00	1,565.36	1,011.41	0.00	888.24	\$1,261.20
HANCOCK	762.49	390.62	261.22	808.91	0.00	0.00	2,036.33	1,439.13	483.87	\$869.72
OHIO	1,438.45	398.98	92.25	527.94	0.00	310.06	1,362.44	614.64	380.99	\$1,058.42
<b>CIRCUIT AVG</b>	<b>2,074.13</b>	<b>449.84</b>	<b>252.61</b>	<b>636.31</b>	<b>0.00</b>	<b>1,027.37</b>	<b>1,499.67</b>	<b>1,109.33</b>	<b>730.58</b>	<b>\$1,049.66</b>
<b>02 CIRCUIT</b>										
MARSHALL	1,568.90	196.05	59.00	363.45	0.00	283.00	784.10	483.40	403.10	\$657.69
TYLER	777.46	222.21	161.16	218.12	0.00	484.88	856.22	0.00	191.00	\$481.15
WETZEL	746.56	316.98	85.26	364.33	0.00	446.82	1,502.61	0.00	232.12	\$611.77
<b>CIRCUIT AVG</b>	<b>1,115.72</b>	<b>247.14</b>	<b>95.72</b>	<b>324.55</b>	<b>0.00</b>	<b>449.47</b>	<b>1,070.27</b>	<b>483.40</b>	<b>275.09</b>	<b>\$608.30</b>
<b>03 CIRCUIT</b>										
DODDRIDGE	2,429.54	577.45	210.17	832.42	0.00	598.23	1,296.77	1,006.90	176.72	\$1,298.08
PLEASANTS	883.75	500.28	0.00	472.80	0.00	0.00	1,237.41	500.33	1,181.13	\$685.73
RITCHIE	1,457.70	421.39	246.69	636.20	0.00	371.25	919.46	1,004.50	904.98	\$843.17
<b>CIRCUIT AVG</b>	<b>1,677.50</b>	<b>485.37</b>	<b>231.47</b>	<b>706.71</b>	<b>0.00</b>	<b>507.44</b>	<b>1,058.20</b>	<b>608.53</b>	<b>899.93</b>	<b>\$934.05</b>
<b>04 CIRCUIT</b>										
WIRT	1,062.29	358.41	172.40	435.18	0.00	464.56	1,001.59	488.02	833.20	\$694.71
WOOD	727.25	383.26	137.79	436.05	0.00	389.02	829.98	1,243.50	247.55	\$485.61
<b>CIRCUIT AVG</b>	<b>747.00</b>	<b>382.37</b>	<b>138.36</b>	<b>436.02</b>	<b>0.00</b>	<b>395.32</b>	<b>849.83</b>	<b>1,149.07</b>	<b>264.44</b>	<b>\$495.91</b>
<b>05 CIRCUIT</b>										
CALHOUN	888.53	199.88	123.13	325.58	0.00	0.00	175.00	0.00	178.50	\$320.74
JACKSON	1,171.85	310.76	118.01	464.99	0.00	59.50	685.88	559.25	201.02	\$598.82
ROANE	677.03	229.13	143.75	362.47	0.00	64.25	514.99	0.00	285.19	\$403.72
<b>CIRCUIT AVG</b>	<b>1,022.58</b>	<b>289.04</b>	<b>129.33</b>	<b>432.69</b>	<b>0.00</b>	<b>62.67</b>	<b>582.22</b>	<b>559.25</b>	<b>229.77</b>	<b>\$524.94</b>

**WEST VIRGINIA PUBLIC DEFENDER SERVICES  
 AVERAGE COST BY CASE TYPE  
 FISCAL YEAR 2000**

CIRCUIT COUNTY	FELONY	MISD	MENTAL HYGIENE	JUVENILE	PAT.	PAROLE PROBAT REV	TERM ABUSE	HABEAS SUP. CT.	OTHER	TOTAL AVERAGE
<b>06 CIRCUIT CABELL</b>	883.92	244.08	40.57	251.97	0.00	524.88	822.09	1,076.08	174.82	\$270.95
<b>CIRCUIT AVG</b>	<b>883.92</b>	<b>244.08</b>	<b>40.57</b>	<b>251.97</b>	<b>0.00</b>	<b>524.88</b>	<b>822.09</b>	<b>1,076.08</b>	<b>174.82</b>	<b>\$270.95</b>
<b>07 CIRCUIT LOGAN</b>	878.46	289.47	77.00	493.12	0.00	415.25	1,222.76	3,091.96	577.75	\$600.67
<b>CIRCUIT AVG</b>	<b>878.46</b>	<b>289.47</b>	<b>77.00</b>	<b>493.12</b>	<b>0.00</b>	<b>415.25</b>	<b>1,222.76</b>	<b>3,091.96</b>	<b>577.75</b>	<b>\$600.67</b>
<b>08 CIRCUIT MCDOWELL</b>	1,556.89	385.76	142.50	452.40	0.00	175.41	836.23	1,720.00	265.50	\$869.01
<b>CIRCUIT AVG</b>	<b>1,556.89</b>	<b>385.76</b>	<b>142.50</b>	<b>452.40</b>	<b>0.00</b>	<b>175.41</b>	<b>836.23</b>	<b>1,720.00</b>	<b>265.50</b>	<b>\$869.01</b>
<b>09 CIRCUIT MERCER</b>	970.82	313.84	103.20	666.89	0.00	346.07	1,024.33	2,972.64	570.90	\$796.70
<b>CIRCUIT AVG</b>	<b>970.82</b>	<b>313.84</b>	<b>103.20</b>	<b>666.89</b>	<b>0.00</b>	<b>346.07</b>	<b>1,024.33</b>	<b>2,972.64</b>	<b>570.90</b>	<b>\$796.70</b>
<b>10 CIRCUIT RALEIGH</b>	736.22	230.04	74.28	416.33	0.00	302.99	1,448.33	2,242.01	246.07	\$521.51
<b>CIRCUIT AVG</b>	<b>736.22</b>	<b>230.04</b>	<b>74.28</b>	<b>416.33</b>	<b>0.00</b>	<b>302.99</b>	<b>1,448.33</b>	<b>2,242.01</b>	<b>246.07</b>	<b>\$521.51</b>
<b>11 CIRCUIT GREENBRIER</b>	3,109.67	377.08	109.23	319.80	0.00	600.13	1,105.05	6,336.38	432.24	\$1,117.94
<b>POCAHONTAS</b>	900.97	300.91	114.52	256.40	0.00	858.50	1,095.29	2,000.40	182.83	\$392.24
<b>CIRCUIT AVG</b>	<b>2,752.07</b>	<b>363.57</b>	<b>111.44</b>	<b>309.05</b>	<b>0.00</b>	<b>617.36</b>	<b>1,103.91</b>	<b>5,794.38</b>	<b>349.10</b>	<b>\$969.37</b>
<b>12 CIRCUIT FAYETTE</b>	1,198.15	275.52	175.00	676.93	0.00	0.00	804.17	1,926.19	627.19	\$903.53
<b>CIRCUIT AVG</b>	<b>1,198.15</b>	<b>275.52</b>	<b>175.00</b>	<b>676.93</b>	<b>0.00</b>	<b>0.00</b>	<b>804.17</b>	<b>1,926.19</b>	<b>627.19</b>	<b>\$903.53</b>
<b>13 CIRCUIT KANAWHA</b>	868.82	286.09	119.76	359.00	0.00	428.94	911.08	4,725.99	750.13	\$427.17
<b>CIRCUIT AVG</b>	<b>868.82</b>	<b>286.09</b>	<b>119.76</b>	<b>359.00</b>	<b>0.00</b>	<b>428.94</b>	<b>911.08</b>	<b>4,725.99</b>	<b>750.13</b>	<b>\$427.17</b>

**WEST VIRGINIA PUBLIC DEFENDER SERVICES  
 AVERAGE COST BY CASE TYPE  
 FISCAL YEAR 2000**

CIRCUIT COUNTY	FELONY	MISD	MENTAL HYGIENE	JUVENILE	PAT.	PAROLE PROBAB REV	TERM ABUSE	HABEAS SUP. CT.	OTHER	TOTAL AVERAGE
<b>14 CIRCUIT</b>										
BRAXTON	704.29	352.54	189.64	516.83	1,285.30	469.06	1,146.00	9,136.93	600.74	\$612.06
CLAY	1,005.15	292.72	227.59	397.48	0.00	746.94	1,830.83	236.76	806.85	\$617.73
GILMER	1,341.70	307.11	101.88	171.06	0.00	0.00	991.38	3,327.35	446.40	\$666.26
WEBSTER	895.67	259.39	104.25	357.22	0.00	269.32	1,467.02	903.20	0.00	\$559.77
<b>CIRCUIT AVG</b>	<b>944.73</b>	<b>295.37</b>	<b>191.67</b>	<b>378.67</b>	<b>1,285.30</b>	<b>482.52</b>	<b>1,429.92</b>	<b>1,902.22</b>	<b>682.75</b>	<b>\$609.38</b>
<b>15 CIRCUIT</b>										
HARRISON	1,621.69	487.58	124.10	630.27	0.00	586.38	1,624.45	1,602.23	0.00	\$1,171.46
<b>CIRCUIT AVG</b>	<b>1,621.69</b>	<b>487.58</b>	<b>124.10</b>	<b>630.27</b>	<b>0.00</b>	<b>586.38</b>	<b>1,624.45</b>	<b>1,602.23</b>	<b>0.00</b>	<b>\$1,171.46</b>
<b>16 CIRCUIT</b>										
MARION	1,215.50	288.98	125.84	323.59	0.00	353.29	672.31	1,755.59	285.75	\$464.05
<b>CIRCUIT AVG</b>	<b>1,215.50</b>	<b>288.98</b>	<b>125.84</b>	<b>323.59</b>	<b>0.00</b>	<b>353.29</b>	<b>672.31</b>	<b>1,755.59</b>	<b>285.75</b>	<b>\$464.05</b>
<b>17 CIRCUIT</b>										
MONONGALIA	1,032.67	434.93	101.40	702.55	0.00	351.28	1,839.59	3,775.43	428.83	\$650.98
<b>CIRCUIT AVG</b>	<b>1,032.67</b>	<b>434.93</b>	<b>101.40</b>	<b>702.55</b>	<b>0.00</b>	<b>351.28</b>	<b>1,839.59</b>	<b>3,775.43</b>	<b>428.83</b>	<b>\$650.98</b>
<b>18 CIRCUIT</b>										
PRESTON	1,343.63	489.04	116.74	727.65	0.00	303.14	1,394.79	2,677.78	803.79	\$942.86
<b>CIRCUIT AVG</b>	<b>1,343.63</b>	<b>489.04</b>	<b>116.74</b>	<b>727.65</b>	<b>0.00</b>	<b>303.14</b>	<b>1,394.79</b>	<b>2,677.78</b>	<b>803.79</b>	<b>\$942.86</b>
<b>19 CIRCUIT</b>										
BARBOUR	516.60	293.84	191.00	246.70	0.00	250.13	583.40	607.50	248.13	\$366.55
TAYLOR	751.34	233.38	148.74	266.20	0.00	256.58	764.31	2,306.50	171.13	\$360.96
<b>CIRCUIT AVG</b>	<b>674.60</b>	<b>253.54</b>	<b>157.19</b>	<b>257.95</b>	<b>0.00</b>	<b>252.89</b>	<b>650.74</b>	<b>1,457.00</b>	<b>196.79</b>	<b>\$363.20</b>
<b>20 CIRCUIT</b>										
RANDOLPH	1,157.12	491.40	128.51	423.92	0.00	179.77	1,108.68	1,832.34	390.21	\$611.47
<b>CIRCUIT AVG</b>	<b>1,157.12</b>	<b>491.40</b>	<b>128.51</b>	<b>423.92</b>	<b>0.00</b>	<b>179.77</b>	<b>1,108.68</b>	<b>1,832.34</b>	<b>390.21</b>	<b>\$611.47</b>

**WEST VIRGINIA PUBLIC DEFENDER SERVICES  
 AVERAGE COST BY CASE TYPE  
 FISCAL YEAR 2000**

CIRCUIT COUNTY	FELONY	MISD	MENTAL HYGIENE	JUVENILE	PAT.	PAROLE PROBAT REV	TERM ABUSE	HABEAS SUP. CT.	OTHER	TOTAL AVERAGE
<b>21 CIRCUIT</b>										
GRANT	1,223.22	608.69	122.75	424.54	0.00	444.01	1,566.75	3,658.50	448.16	\$845.18
MINERAL	538.05	371.70	102.28	268.60	0.00	464.23	914.69	564.30	352.46	\$446.54
TUCKER	540.79	385.80	155.00	601.17	0.00	426.72	552.82	0.00	1,237.40	\$506.87
<b>CIRCUIT AVG</b>	<b>716.94</b>	<b>432.68</b>	<b>111.25</b>	<b>316.14</b>	<b>0.00</b>	<b>456.45</b>	<b>1,094.40</b>	<b>1,183.14</b>	<b>486.79</b>	<b>\$560.23</b>
<b>22 CIRCUIT</b>										
HAMPSHIRE	883.50	324.08	133.94	520.47	0.00	285.75	1,479.20	0.00	312.54	\$608.45
HARDY	1,682.40	479.10	180.56	797.28	0.00	550.91	1,611.99	1,877.84	344.25	\$882.66
PENDLETON	1,843.42	556.59	68.50	1,567.19	0.00	649.15	3,968.13	6,459.54	2,208.59	\$1,801.15
<b>CIRCUIT AVG</b>	<b>1,222.43</b>	<b>385.21</b>	<b>151.33</b>	<b>829.93</b>	<b>0.00</b>	<b>548.30</b>	<b>1,789.33</b>	<b>2,794.18</b>	<b>506.71</b>	<b>\$827.18</b>
<b>23 CIRCUIT</b>										
BERKELEY	1,415.94	307.91	159.46	350.42	0.00	483.27	860.52	3,087.72	161.12	\$786.53
JEFFERSON	2,030.27	446.62	195.26	446.73	0.00	1,249.00	1,210.35	1,916.90	295.28	\$972.86
MORGAN	1,814.32	261.37	91.80	370.73	0.00	420.75	843.28	1,399.91	209.33	\$754.44
<b>CIRCUIT AVG</b>	<b>1,572.35</b>	<b>334.74</b>	<b>163.15</b>	<b>379.12</b>	<b>0.00</b>	<b>540.56</b>	<b>932.40</b>	<b>2,482.81</b>	<b>220.11</b>	<b>\$824.84</b>
<b>24 CIRCUIT</b>										
WAYNE	1,342.21	304.29	84.83	240.23	0.00	181.20	1,060.44	1,357.53	762.49	\$631.99
<b>CIRCUIT AVG</b>	<b>1,342.21</b>	<b>304.29</b>	<b>84.83</b>	<b>240.23</b>	<b>0.00</b>	<b>181.20</b>	<b>1,060.44</b>	<b>1,357.53</b>	<b>762.49</b>	<b>\$631.99</b>
<b>25 CIRCUIT</b>										
BOONE	941.05	226.86	129.52	249.24	0.00	322.44	1,026.62	3,136.23	420.67	\$453.92
LINCOLN	1,698.43	336.42	128.76	391.61	0.00	287.00	955.39	1,160.32	481.04	\$669.58
<b>CIRCUIT AVG</b>	<b>1,251.40</b>	<b>266.63</b>	<b>129.14</b>	<b>337.95</b>	<b>0.00</b>	<b>302.19</b>	<b>981.71</b>	<b>2,148.28</b>	<b>446.83</b>	<b>\$552.95</b>
<b>26 CIRCUIT</b>										
LEWIS	1,267.01	432.45	109.64	730.42	0.00	371.58	762.50	1,503.49	332.33	\$270.14
UPSHUR	1,067.21	469.61	118.25	675.50	0.00	483.95	1,452.00	2,120.16	472.61	\$793.63
<b>CIRCUIT AVG</b>	<b>1,152.60</b>	<b>454.69</b>	<b>110.05</b>	<b>687.58</b>	<b>0.00</b>	<b>449.37</b>	<b>1,096.36</b>	<b>1,951.98</b>	<b>398.78</b>	<b>\$416.76</b>

**WEST VIRGINIA PUBLIC DEFENDER SERVICES  
 AVERAGE COST BY CASE TYPE  
 FISCAL YEAR 2000**

CIRCUIT COUNTY	FELONY	MISD	MENTAL HYGIENE	JUVENILE	PAT.	PAROLE PROBAT REV	TERM ABUSE	HABEAS SUP. CT.	OTHER	TOTAL AVERAGE
<b>27 CIRCUIT</b>										
WYOMING	1,033.25	315.00	117.76	271.69	0.00	572.00	742.97	0.00	288.54	\$526.23
<b>CIRCUIT AVG</b>	<b>1,033.25</b>	<b>315.00</b>	<b>117.76</b>	<b>271.69</b>	<b>0.00</b>	<b>572.00</b>	<b>742.97</b>	<b>0.00</b>	<b>288.54</b>	<b>\$526.23</b>
<b>28 CIRCUIT</b>										
NICHOLAS	784.46	318.90	107.00	362.17	0.00	0.00	713.72	1,685.55	246.75	\$617.60
<b>CIRCUIT AVG</b>	<b>784.46</b>	<b>318.90</b>	<b>107.00</b>	<b>362.17</b>	<b>0.00</b>	<b>0.00</b>	<b>713.72</b>	<b>1,685.55</b>	<b>246.75</b>	<b>\$617.60</b>
<b>29 CIRCUIT</b>										
MASON	1,181.59	364.23	134.32	594.52	0.00	682.03	791.07	1,781.14	1,538.25	\$540.32
PUTNAM	1,036.63	310.11	134.42	566.05	0.00	338.31	1,411.47	2,120.13	304.31	\$578.28
<b>CIRCUIT AVG</b>	<b>1,097.30</b>	<b>330.87</b>	<b>134.35</b>	<b>573.42</b>	<b>0.00</b>	<b>475.80</b>	<b>1,232.51</b>	<b>1,950.63</b>	<b>1,044.68</b>	<b>\$562.03</b>
<b>30 CIRCUIT</b>										
MINGO	877.97	252.36	96.76	345.40	781.00	482.87	628.64	1,303.72	301.27	\$504.66
<b>CIRCUIT AVG</b>	<b>877.97</b>	<b>252.36</b>	<b>96.76</b>	<b>345.40</b>	<b>781.00</b>	<b>482.87</b>	<b>628.64</b>	<b>1,303.72</b>	<b>301.27</b>	<b>\$504.66</b>
<b>31 CIRCUIT</b>										
MONROE	643.34	381.15	214.44	374.79	0.00	136.92	1,972.53	0.00	151.18	\$530.03
SUMMERS	952.81	215.01	148.65	241.39	0.00	322.31	876.67	0.00	227.83	\$516.05
<b>CIRCUIT AVG</b>	<b>871.37</b>	<b>273.83</b>	<b>160.26</b>	<b>277.12</b>	<b>0.00</b>	<b>297.59</b>	<b>1,132.37</b>	<b>0.00</b>	<b>184.03</b>	<b>\$520.16</b>
<b>STATE AVG</b>	<b>1,097.99</b>	<b>336.65</b>	<b>104.29</b>	<b>396.21</b>	<b>1,033.15</b>	<b>410.16</b>	<b>1,044.32</b>	<b>1,910.71</b>	<b>443.09</b>	<b>\$562.95</b>

## APPOINTED COUNSEL CLAIMS PAID IN FY 2000

<b>Felony</b>	4,240
<b>Misdemeanor</b>	7,628
<b>Supreme Court/Habeas</b>	280
<b>Juvenile</b>	3,020
<b>Abuse &amp; Neglect/Term.</b>	2,782
<b>Mental Hygiene</b>	3,554
<b>Other</b>	937

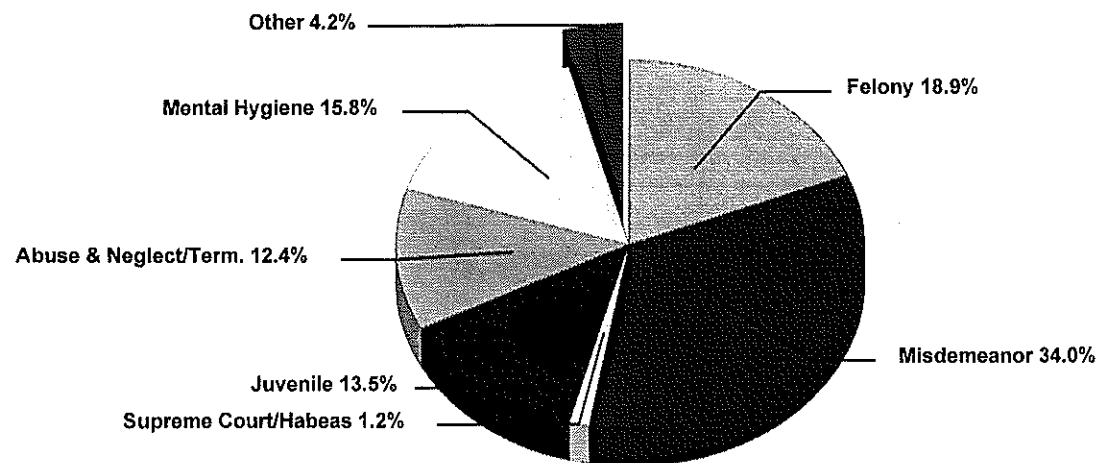
Paternity, Parole/Probation Rev., Mag. Ct. Mandamus/Prohibition, Extradition, Contempt, Fugitive, Other
---

---

<b>TOTAL CLAIMS PAID</b>	<b>22,441</b>
--------------------------	---------------

---

## APPOINTED COUNSEL CLAIMS PAID FY 2000 BY CASE TYPE



**WEST VIRGINIA PUBLIC DEFENDER SERVICES  
 APPOINTED COUNSEL CLAIMS PAID BY CASE TYPE  
 FISCAL YEAR 2000**

CIRCUIT	FELONY	MISD	MENTAL HYGIENE	JUVENILE	PAT.	PAROLE PROBAT REV	TERM ABUSE	HABEAS SUP. CT.	OTHER	TOTAL CLAIMS
01 CIRCUIT TOTAL	64	85	80	29	0	7	142	5	9	421
02 CIRCUIT TOTAL	34	46	24	37	0	10	57	2	7	217
03 CIRCUIT TOTAL	156	218	12	45	0	5	62	14	15	527
04 CIRCUIT TOTAL	475	1,124	240	247	0	36	268	64	104	2,558
05 CIRCUIT TOTAL	54	58	20	49	0	3	51	2	8	245
06 CIRCUIT TOTAL	146	82	845	132	0	7	182	11	11	1,416
07 CIRCUIT TOTAL	80	225	1	96	0	7	77	5	18	509
08 CIRCUIT TOTAL	76	82	1	22	0	2	31	1	2	217
09 CIRCUIT TOTAL	166	97	37	37	0	8	183	6	12	546
10 CIRCUIT TOTAL	68	94	163	44	0	4	86	7	2	468
11 CIRCUIT TOTAL	105	186	74	59	0	15	43	8	18	508
12 CIRCUIT TOTAL	48	30	1	19	0	0	20	12	2	132
13 CIRCUIT TOTAL	487	1,425	457	216	0	26	187	9	37	2,844
14 CIRCUIT TOTAL	169	329	42	75	1	20	87	8	22	753
15 CIRCUIT TOTAL	47	45	1	42	0	7	78	5	0	225
16 CIRCUIT TOTAL	270	593	192	593	0	79	166	24	43	1,960
17 CIRCUIT TOTAL	219	426	136	66	0	21	63	6	34	971
18 CIRCUIT TOTAL	62	93	23	59	0	8	97	7	13	362
19 CIRCUIT TOTAL	104	279	65	272	0	14	137	4	12	887
20 CIRCUIT TOTAL	93	222	66	62	0	5	36	5	11	500
21 CIRCUIT TOTAL	115	99	15	103	0	23	50	5	13	423
22 CIRCUIT TOTAL	125	213	15	53	0	15	58	5	21	505
23 CIRCUIT TOTAL	126	74	83	106	0	9	120	23	7	548
24 CIRCUIT TOTAL	27	18	49	50	0	3	66	8	3	224
25 CIRCUIT TOTAL	266	449	114	199	0	35	92	4	30	1,189
26 CIRCUIT TOTAL	117	137	609	50	0	26	95	11	19	1,064
27 CIRCUIT TOTAL	100	215	13	62	0	1	76	0	3	470
28 CIRCUIT TOTAL	43	28	5	13	0	0	44	3	1	137
29 CIRCUIT TOTAL	184	378	144	85	0	15	52	8	10	876
30 CIRCUIT TOTAL	81	117	10	42	1	4	46	8	11	320
31 CIRCUIT TOTAL	133	161	17	56	0	15	30	0	7	419
<b>STATE TOTAL</b>	<b>4,240</b>	<b>7,628</b>	<b>3,554</b>	<b>3,020</b>	<b>2</b>	<b>430</b>	<b>2,782</b>	<b>280</b>	<b>505</b>	<b>22,441</b>

**WEST VIRGINIA PUBLIC DEFENDER SERVICES  
 APPOINTED COUNSEL CLAIMS PAID BY CASE TYPE  
 FISCAL YEAR 2000**

CIRCUIT COUNTY	FELONY	MISD	MENTAL HYGIENE	JUVENILE	PAT.	PAROLE PROBATION REV	TERM ABUSE	HABEAS SUP. CT.	OTHER	TOTAL CLAIMS
<b>01 CIRCUIT</b>										
BROOKE	22	14	42	8	0	4	4	0	6	100
HANCOCK	19	27	36	10	0	0	31	3	1	127
OHIO	23	44	2	11	0	3	107	2	2	194
<b>CIRCUIT TOTAL</b>	<b>64</b>	<b>85</b>	<b>80</b>	<b>29</b>	<b>0</b>	<b>7</b>	<b>142</b>	<b>5</b>	<b>9</b>	<b>421</b>
<b>02 CIRCUIT</b>										
MARSHALL	15	25	2	11	0	1	28	2	2	86
TYLER	7	2	4	10	0	5	7	0	1	36
WETZEL	12	19	18	16	0	4	22	0	4	95
<b>CIRCUIT TOTAL</b>	<b>34</b>	<b>46</b>	<b>24</b>	<b>37</b>	<b>0</b>	<b>10</b>	<b>57</b>	<b>2</b>	<b>7</b>	<b>217</b>
<b>03 CIRCUIT</b>										
DODDRIDGE	53	55	5	22	0	3	11	1	2	152
PLEASANTS	30	68	0	7	0	0	14	11	5	135
RITCHIE	73	95	7	16	0	2	37	2	8	240
<b>CIRCUIT TOTAL</b>	<b>156</b>	<b>218</b>	<b>12</b>	<b>45</b>	<b>0</b>	<b>5</b>	<b>62</b>	<b>14</b>	<b>15</b>	<b>527</b>
<b>04 CIRCUIT</b>										
WIRT	28	40	4	9	0	3	31	8	3	126
WOOD	447	1,084	236	238	0	33	237	56	101	2,432
<b>CIRCUIT TOTAL</b>	<b>475</b>	<b>1,124</b>	<b>240</b>	<b>247</b>	<b>0</b>	<b>36</b>	<b>268</b>	<b>64</b>	<b>104</b>	<b>2,558</b>
<b>05 CIRCUIT</b>										
CALHOUN	4	4	4	4	0	0	6	0	1	23
JACKSON	36	44	8	35	0	1	32	2	4	162
ROANE	14	10	8	10	0	2	13	0	3	60
<b>CIRCUIT TOTAL</b>	<b>54</b>	<b>58</b>	<b>20</b>	<b>49</b>	<b>0</b>	<b>3</b>	<b>51</b>	<b>2</b>	<b>8</b>	<b>245</b>
<b>06 CIRCUIT</b>										
CABELL	146	82	845	132	0	7	182	11	11	1,416
<b>CIRCUIT TOTAL</b>	<b>146</b>	<b>82</b>	<b>845</b>	<b>132</b>	<b>0</b>	<b>7</b>	<b>182</b>	<b>11</b>	<b>11</b>	<b>1,416</b>
<b>07 CIRCUIT</b>										
LOGAN	80	225	1	96	0	7	77	5	18	509
<b>CIRCUIT TOTAL</b>	<b>80</b>	<b>225</b>	<b>1</b>	<b>96</b>	<b>0</b>	<b>7</b>	<b>77</b>	<b>5</b>	<b>18</b>	<b>509</b>
<b>08 CIRCUIT</b>										
MCDOWELL	76	82	1	22	0	2	31	1	2	217
<b>CIRCUIT TOTAL</b>	<b>76</b>	<b>82</b>	<b>1</b>	<b>22</b>	<b>0</b>	<b>2</b>	<b>31</b>	<b>1</b>	<b>2</b>	<b>217</b>

**WEST VIRGINIA PUBLIC DEFENDER SERVICES  
 APPOINTED COUNSEL CLAIMS PAID BY CASE TYPE  
 FISCAL YEAR 2000**

CIRCUIT COUNTY	FELONY	MISD	MENTAL HYGIENE	JUVENILE	PAT.	PAROLE PROBATION REV	TERM ABUSE	HABEAS SUP. CT.	OTHER	TOTAL CLAIMS
<b>09 CIRCUIT</b>										
MERCER	166	97	37	37	0	8	183	6	12	546
<b>CIRCUIT TOTAL</b>	<b>166</b>	<b>97</b>	<b>37</b>	<b>37</b>	<b>0</b>	<b>8</b>	<b>183</b>	<b>6</b>	<b>12</b>	<b>546</b>
<b>10 CIRCUIT</b>										
RALEIGH	68	94	163	44	0	4	86	7	2	468
<b>CIRCUIT TOTAL</b>	<b>68</b>	<b>94</b>	<b>163</b>	<b>44</b>	<b>0</b>	<b>4</b>	<b>86</b>	<b>7</b>	<b>2</b>	<b>468</b>
<b>11 CIRCUIT</b>										
GREENBRIER	88	153	43	49	0	14	38	7	12	404
POCAHONTAS	17	33	31	10	0	1	5	1	6	104
<b>CIRCUIT TOTAL</b>	<b>105</b>	<b>186</b>	<b>74</b>	<b>59</b>	<b>0</b>	<b>15</b>	<b>43</b>	<b>8</b>	<b>18</b>	<b>508</b>
<b>12 CIRCUIT</b>										
FAYETTE	48	30	1	19	0	0	20	12	2	132
<b>CIRCUIT TOTAL</b>	<b>48</b>	<b>30</b>	<b>1</b>	<b>19</b>	<b>0</b>	<b>0</b>	<b>20</b>	<b>12</b>	<b>2</b>	<b>132</b>
<b>13 CIRCUIT</b>										
KANAWHA	487	1,425	457	216	0	26	187	9	37	2,844
<b>CIRCUIT TOTAL</b>	<b>487</b>	<b>1,425</b>	<b>457</b>	<b>216</b>	<b>0</b>	<b>26</b>	<b>187</b>	<b>9</b>	<b>37</b>	<b>2,844</b>
<b>14 CIRCUIT</b>										
BRAXTON	41	50	20	12	1	7	20	1	8	160
CLAY	70	161	16	34	0	6	31	4	11	333
GILMER	19	38	4	9	0	0	17	1	3	91
WEBSTER	39	80	2	20	0	7	19	2	0	169
<b>CIRCUIT TOTAL</b>	<b>169</b>	<b>329</b>	<b>42</b>	<b>75</b>	<b>1</b>	<b>20</b>	<b>87</b>	<b>8</b>	<b>22</b>	<b>753</b>
<b>15 CIRCUIT</b>										
HARRISON	47	45	1	42	0	7	78	5	0	225
<b>CIRCUIT TOTAL</b>	<b>47</b>	<b>45</b>	<b>1</b>	<b>42</b>	<b>0</b>	<b>7</b>	<b>78</b>	<b>5</b>	<b>0</b>	<b>225</b>
<b>16 CIRCUIT</b>										
MARION	270	593	192	593	0	79	166	24	43	1,960
<b>CIRCUIT TOTAL</b>	<b>270</b>	<b>593</b>	<b>192</b>	<b>593</b>	<b>0</b>	<b>79</b>	<b>166</b>	<b>24</b>	<b>43</b>	<b>1,960</b>
<b>17 CIRCUIT</b>										
MONONGALIA	219	426	136	66	0	21	63	6	34	971
<b>CIRCUIT TOTAL</b>	<b>219</b>	<b>426</b>	<b>136</b>	<b>66</b>	<b>0</b>	<b>21</b>	<b>63</b>	<b>6</b>	<b>34</b>	<b>971</b>

**WEST VIRGINIA PUBLIC DEFENDER SERVICES  
 APPOINTED COUNSEL CLAIMS PAID BY CASE TYPE  
 FISCAL YEAR 2000**

CIRCUIT COUNTY	FELONY	MISD	MENTAL HYGIENE	JUVENILE	PAT.	PAROLE PROBATION REV	TERM ABUSE	HABEAS SUP. CT.	OTHER	TOTAL CLAIMS
<b>18 CIRCUIT</b>										
PRESTON	62	93	23	59	0	8	97	7	13	362
<b>CIRCUIT TOTAL</b>	<b>62</b>	<b>93</b>	<b>23</b>	<b>59</b>	<b>0</b>	<b>8</b>	<b>97</b>	<b>7</b>	<b>13</b>	<b>362</b>
<b>19 CIRCUIT</b>										
BARBOUR	34	93	13	115	0	8	86	2	4	355
TAYLOR	70	186	52	157	0	6	51	2	8	532
<b>CIRCUIT TOTAL</b>	<b>104</b>	<b>279</b>	<b>65</b>	<b>272</b>	<b>0</b>	<b>14</b>	<b>137</b>	<b>4</b>	<b>12</b>	<b>887</b>
<b>20 CIRCUIT</b>										
RANDOLPH	93	222	66	62	0	5	36	5	11	500
<b>CIRCUIT TOTAL</b>	<b>93</b>	<b>222</b>	<b>66</b>	<b>62</b>	<b>0</b>	<b>5</b>	<b>36</b>	<b>5</b>	<b>11</b>	<b>500</b>
<b>21 CIRCUIT</b>										
GRANT	30	25	4	25	0	7	16	1	9	117
MINERAL	79	66	10	75	0	15	30	4	3	282
TUCKER	6	8	1	3	0	1	4	0	1	24
<b>CIRCUIT TOTAL</b>	<b>115</b>	<b>99</b>	<b>15</b>	<b>103</b>	<b>0</b>	<b>23</b>	<b>50</b>	<b>5</b>	<b>13</b>	<b>423</b>
<b>22 CIRCUIT</b>										
HAMPSHIRE	76	133	7	16	0	2	29	0	10	273
HARDY	29	72	7	29	0	8	23	4	9	181
PENDLETON	20	8	1	8	0	5	6	1	2	51
<b>CIRCUIT TOTAL</b>	<b>125</b>	<b>213</b>	<b>15</b>	<b>53</b>	<b>0</b>	<b>15</b>	<b>58</b>	<b>5</b>	<b>21</b>	<b>505</b>
<b>23 CIRCUIT</b>										
BERKELEY	89	49	60	61	0	4	88	12	2	365
JEFFERSON	23	17	18	28	0	1	25	9	2	123
MORGAN	14	8	5	17	0	4	7	2	3	60
<b>CIRCUIT TOTAL</b>	<b>126</b>	<b>74</b>	<b>83</b>	<b>106</b>	<b>0</b>	<b>9</b>	<b>120</b>	<b>23</b>	<b>7</b>	<b>548</b>
<b>24 CIRCUIT</b>										
WAYNE	27	18	49	50	0	3	66	8	3	224
<b>CIRCUIT TOTAL</b>	<b>27</b>	<b>18</b>	<b>49</b>	<b>50</b>	<b>0</b>	<b>3</b>	<b>66</b>	<b>8</b>	<b>3</b>	<b>224</b>
<b>25 CIRCUIT</b>										
BOONE	157	286	57	75	0	15	34	2	17	643
LINCOLN	109	163	57	124	0	20	58	2	13	546
<b>CIRCUIT TOTAL</b>	<b>266</b>	<b>449</b>	<b>114</b>	<b>199</b>	<b>0</b>	<b>35</b>	<b>92</b>	<b>4</b>	<b>30</b>	<b>1,189</b>

**WEST VIRGINIA PUBLIC DEFENDER SERVICES  
 APPOINTED COUNSEL CLAIMS PAID BY CASE TYPE  
 FISCAL YEAR 2000**

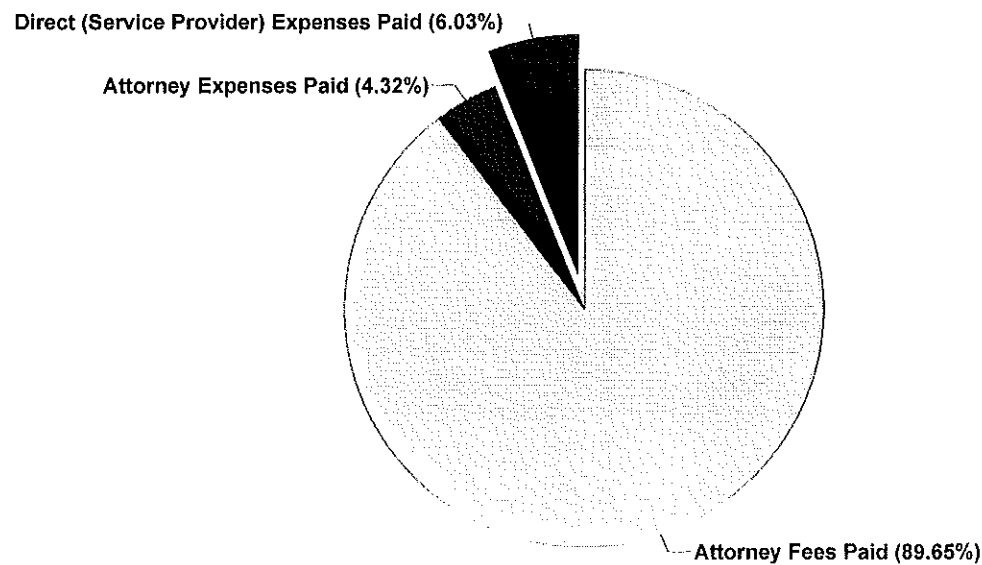
CIRCUIT COUNTY	FELONY	MISD	MENTAL HYGIENE	JUVENILE	PAT.	PAROLE PROBATION REV	TERM ABUSE	HABEAS SUP. CT.	OTHER	TOTAL CLAIMS
<b>26 CIRCUIT</b>										
LEWIS	50	55	580	11	0	8	49	3	10	766
UPSHUR	67	82	29	39	0	18	46	8	9	298
<b>CIRCUIT TOTAL</b>	<b>117</b>	<b>137</b>	<b>609</b>	<b>50</b>	<b>0</b>	<b>26</b>	<b>95</b>	<b>11</b>	<b>19</b>	<b>1,064</b>
<b>27 CIRCUIT</b>										
WYOMING	100	215	13	62	0	1	76	0	3	470
<b>CIRCUIT TOTAL</b>	<b>100</b>	<b>215</b>	<b>13</b>	<b>62</b>	<b>0</b>	<b>1</b>	<b>76</b>	<b>0</b>	<b>3</b>	<b>470</b>
<b>28 CIRCUIT</b>										
NICHOLAS	43	28	5	13	0	0	44	3	1	137
<b>CIRCUIT TOTAL</b>	<b>43</b>	<b>28</b>	<b>5</b>	<b>13</b>	<b>0</b>	<b>0</b>	<b>44</b>	<b>3</b>	<b>1</b>	<b>137</b>
<b>29 CIRCUIT</b>										
MASON	77	145	100	22	0	6	15	4	6	375
PUTNAM	107	233	44	63	0	9	37	4	4	501
<b>CIRCUIT TOTAL</b>	<b>184</b>	<b>378</b>	<b>144</b>	<b>85</b>	<b>0</b>	<b>15</b>	<b>52</b>	<b>8</b>	<b>10</b>	<b>876</b>
<b>30 CIRCUIT</b>										
MINGO	81	117	10	42	1	4	46	8	11	320
<b>CIRCUIT TOTAL</b>	<b>81</b>	<b>117</b>	<b>10</b>	<b>42</b>	<b>1</b>	<b>4</b>	<b>46</b>	<b>8</b>	<b>11</b>	<b>320</b>
<b>31 CIRCUIT</b>										
MONROE	35	57	3	15	0	2	7	0	4	123
SUMMERS	98	104	14	41	0	13	23	0	3	296
<b>CIRCUIT TOTAL</b>	<b>133</b>	<b>161</b>	<b>17</b>	<b>56</b>	<b>0</b>	<b>15</b>	<b>30</b>	<b>0</b>	<b>7</b>	<b>419</b>
<b>STATE TOTAL</b>	<b>4,240</b>	<b>7,628</b>	<b>3,554</b>	<b>3,020</b>	<b>2</b>	<b>430</b>	<b>2,782</b>	<b>280</b>	<b>505</b>	<b>22,441</b>

## APPOINTED COUNSEL DOLLARS FOR FY 2000

Attorney Fees Paid	\$11,325,923.44
Attorney Expenses Paid	\$545,154.68
Direct (Service Provider) Expenses Paid	\$762,037.04
<b>Total Dollars Paid</b>	<b>\$12,633,115.16</b>

## APPOINTED COUNSEL DOLLAR SPENT

FY 2000



**WEST VIRGINIA PUBLIC DEFENDER SERVICES  
 SUMMARY REPORT FOR ATTORNEY HOURS/FEE/EXPENSES  
 FISCAL YEAR 2000**

<b>CIRCUIT</b>	<b>ATTORNEY TOTAL HOURS</b>	<b>ATTORNEY FEE AMOUNT IN \$</b>	<b>ATTORNEY EXPENSE AMOUNT IN \$</b>	<b>DIRECT EXPENSE AMOUNT IN \$</b>	<b>EXPENSE AMOUNT IN \$</b>	<b>GRAND TOTAL AMOUNT IN \$</b>
01 CIRCUIT	8,363.80	400,843.00	29,598.47	11,466.68	41,065.15	441,908.15
02 CIRCUIT	2,449.20	120,940.00	10,376.99	684.19	11,061.18	132,001.18
03 CIRCUIT	7,577.00	364,959.03	23,049.26	104,236.14	127,285.40	492,244.43
04 CIRCUIT	20,081.31	968,811.00	81,807.68	217,929.62	299,737.30	1,268,548.30
05 CIRCUIT	2,341.20	123,110.00	4,591.50	908.10	5,499.60	128,609.60
06 CIRCUIT	6,953.70	354,116.50	17,897.43	11,646.32	29,543.75	383,660.25
07 CIRCUIT	5,838.06	286,618.50	16,457.04	2,667.69	19,124.73	305,743.23
08 CIRCUIT	3,498.60	169,019.00	3,365.38	16,191.56	19,556.94	188,575.94
09 CIRCUIT	7,805.57	386,272.50	20,549.50	28,178.06	48,727.56	435,000.06
10 CIRCUIT	4,607.00	227,829.00	8,313.99	7,924.95	16,238.94	244,067.94
11 CIRCUIT	9,261.60	439,594.00	48,573.04	4,272.30	52,845.34	492,439.34
12 CIRCUIT	2,390.10	113,352.50	3,894.00	2,019.06	5,913.06	119,265.56
13 CIRCUIT	22,963.82	1,142,011.91	18,650.56	54,217.99	72,868.55	1,214,880.46
14 CIRCUIT	8,490.60	416,861.00	30,220.74	11,781.29	42,002.03	458,863.03
15 CIRCUIT	5,069.20	240,142.00	6,766.71	16,670.04	23,436.75	263,578.75
16 CIRCUIT	17,378.43	832,065.50	9,572.32	67,900.33	77,472.65	909,538.15
17 CIRCUIT	12,197.60	590,392.00	15,454.57	26,254.17	41,708.74	632,100.74
18 CIRCUIT	6,771.67	321,697.00	13,692.79	5,925.09	19,617.88	341,314.88
19 CIRCUIT	6,593.09	315,717.00	4,946.50	1,494.76	6,441.26	322,158.26
20 CIRCUIT	5,894.27	279,564.00	5,450.25	20,718.85	26,169.10	305,733.10
21 CIRCUIT	4,712.10	225,392.50	10,729.95	853.90	11,583.85	236,976.35
22 CIRCUIT	7,781.80	379,235.00	32,849.25	5,643.45	38,492.70	417,727.70
23 CIRCUIT	7,751.80	381,671.00	32,464.31	37,877.05	70,341.36	452,012.36
24 CIRCUIT	2,628.30	133,675.50	7,535.98	353.57	7,889.55	141,565.05
25 CIRCUIT	11,565.02	588,100.00	25,420.03	43,937.92	69,357.95	657,457.95
26 CIRCUIT	8,569.10	413,433.50	15,008.18	14,989.43	29,997.61	443,431.11
27 CIRCUIT	5,052.00	240,894.00	4,455.59	1,979.05	6,434.64	247,328.64
28 CIRCUIT	1,615.60	79,604.00	3,135.55	1,871.90	5,007.45	84,611.45
29 CIRCUIT	9,605.47	466,338.00	18,256.71	7,743.41	26,000.12	492,338.12
30 CIRCUIT	3,003.18	148,739.00	5,726.13	7,024.84	12,750.97	161,489.97
31 CIRCUIT	3,543.90	174,925.50	16,344.28	26,675.33	43,019.61	217,945.11
<b>STATE TOTAL</b>	<b>232,354.08</b>	<b>11,325,923.44</b>	<b>545,154.68</b>	<b>762,037.04</b>	<b>1,307,191.72</b>	<b>12,633,115.16</b>

**WEST VIRGINIA PUBLIC DEFENDER SERVICES  
 SUMMARY REPORT FOR ATTORNEY HOURS/FEES/EXPENSES  
 FISCAL YEAR 2000**

<b>CIRCUIT COUNTY</b>	<b>ATTORNEY TOTAL HOURS</b>	<b>ATTORNEY FEE AMOUNT IN \$</b>	<b>ATTORNEY EXPENSE AMOUNT IN \$</b>	<b>DIRECT EXPENSE AMOUNT IN \$</b>	<b>EXPENSE AMOUNT IN \$</b>	<b>GRAND TOTAL AMOUNT IN \$</b>
<b>01 CIRCUIT</b>						
BROOKE	2,363.60	112,882.00	9,983.65	3,254.10	13,237.75	126,119.75
HANCOCK	2,210.70	106,035.50	2,981.38	1,437.50	4,418.88	110,454.38
OHIO	3,789.50	181,925.50	16,633.44	6,775.08	23,408.52	205,334.02
<b>CIRCUIT TOTAL</b>	<b>8,363.80</b>	<b>400,843.00</b>	<b>29,598.47</b>	<b>11,466.68</b>	<b>41,065.15</b>	<b>441,908.15</b>
<b>02 CIRCUIT</b>						
MARSHALL	1,043.60	51,968.00	4,593.48	0.00	4,593.48	56,561.48
TYLER	331.60	16,508.00	813.38	0.00	813.38	17,321.38
WETZEL	1,074.00	52,464.00	4,970.13	684.19	5,654.32	58,118.32
<b>CIRCUIT TOTAL</b>	<b>2,449.20</b>	<b>120,940.00</b>	<b>10,376.99</b>	<b>684.19</b>	<b>11,061.18</b>	<b>132,001.18</b>
<b>03 CIRCUIT</b>						
DODDRIDGE	2,974.70	142,387.53	9,961.33	44,959.87	54,921.20	197,308.73
PLEASANTS	1,622.00	78,108.00	4,752.00	9,714.09	14,466.09	92,574.09
RITCHIE	2,980.30	144,463.50	8,335.93	49,562.18	57,898.11	202,361.61
<b>CIRCUIT TOTAL</b>	<b>7,577.00</b>	<b>364,959.03</b>	<b>23,049.26</b>	<b>104,236.14</b>	<b>127,285.40</b>	<b>492,244.43</b>
<b>04 CIRCUIT</b>						
WIRT	1,424.90	68,024.50	6,705.88	12,803.30	19,509.18	87,533.68
WOOD	18,656.41	900,786.50	75,101.80	205,126.32	280,228.12	1,181,014.62
<b>CIRCUIT TOTAL</b>	<b>20,081.31</b>	<b>968,811.00</b>	<b>81,807.68</b>	<b>217,929.62</b>	<b>299,737.30</b>	<b>1,268,548.30</b>
<b>05 CIRCUIT</b>						
CALHOUN	140.50	6,894.50	482.41	0.00	482.41	7,376.91
JACKSON	1,746.30	92,623.50	3,593.17	792.60	4,385.77	97,009.27
ROANE	454.40	23,592.00	515.92	115.50	631.42	24,223.42
<b>CIRCUIT TOTAL</b>	<b>2,341.20</b>	<b>123,110.00</b>	<b>4,591.50</b>	<b>908.10</b>	<b>5,499.60</b>	<b>128,609.60</b>
<b>06 CIRCUIT</b>						
CABELL	6,953.70	354,116.50	17,897.43	11,646.32	29,543.75	383,660.25
<b>CIRCUIT TOTAL</b>	<b>6,953.70</b>	<b>354,116.50</b>	<b>17,897.43</b>	<b>11,646.32</b>	<b>29,543.75</b>	<b>383,660.25</b>
<b>07 CIRCUIT</b>						
LOGAN	5,838.06	286,618.50	16,457.04	2,667.69	19,124.73	305,743.23
<b>CIRCUIT TOTAL</b>	<b>5,838.06</b>	<b>286,618.50</b>	<b>16,457.04</b>	<b>2,667.69</b>	<b>19,124.73</b>	<b>305,743.23</b>
<b>08 CIRCUIT</b>						
MCDOWELL	3,498.60	169,019.00	3,365.38	16,191.56	19,556.94	188,575.94
<b>CIRCUIT TOTAL</b>	<b>3,498.60</b>	<b>169,019.00</b>	<b>3,365.38</b>	<b>16,191.56</b>	<b>19,556.94</b>	<b>188,575.94</b>
<b>09 CIRCUIT</b>						
MERCER	7,805.57	386,272.50	20,549.50	28,178.06	48,727.56	435,000.06
<b>CIRCUIT TOTAL</b>	<b>7,805.57</b>	<b>386,272.50</b>	<b>20,549.50</b>	<b>28,178.06</b>	<b>48,727.56</b>	<b>435,000.06</b>
<b>10 CIRCUIT</b>						
RALEIGH	4,607.00	227,829.00	8,313.99	7,924.95	16,238.94	244,067.94
<b>CIRCUIT TOTAL</b>	<b>4,607.00</b>	<b>227,829.00</b>	<b>8,313.99</b>	<b>7,924.95</b>	<b>16,238.94</b>	<b>244,067.94</b>

**WEST VIRGINIA PUBLIC DEFENDER SERVICES  
 SUMMARY REPORT FOR ATTORNEY HOURS/FEE/EXPENSES  
 FISCAL YEAR 2000**

<b>CIRCUIT COUNTY</b>	<b>ATTORNEY TOTAL HOURS</b>	<b>ATTORNEY FEE AMOUNT IN \$</b>	<b>ATTORNEY EXPENSE AMOUNT IN \$</b>	<b>DIRECT EXPENSE AMOUNT IN \$</b>	<b>EXPENSE AMOUNT IN \$</b>	<b>GRAND TOTAL AMOUNT IN \$</b>
<b>11 CIRCUIT</b>						
GREENBRIER	8,446.30	400,211.50	47,162.65	4,272.30	51,434.95	451,646.45
POCAHONTAS	815.30	39,382.50	1,410.39	0.00	1,410.39	40,792.89
<b>CIRCUIT TOTAL</b>	<b>9,261.60</b>	<b>439,594.00</b>	<b>48,573.04</b>	<b>4,272.30</b>	<b>52,845.34</b>	<b>492,439.34</b>
<b>12 CIRCUIT</b>						
FAYETTE	2,390.10	113,352.50	3,894.00	2,019.06	5,913.06	119,265.56
<b>CIRCUIT TOTAL</b>	<b>2,390.10</b>	<b>113,352.50</b>	<b>3,894.00</b>	<b>2,019.06</b>	<b>5,913.06</b>	<b>119,265.56</b>
<b>13 CIRCUIT</b>						
KANAWHA	22,963.82	1,142,011.91	18,650.56	54,217.99	72,868.55	1,214,880.46
<b>CIRCUIT TOTAL</b>	<b>22,963.82</b>	<b>1,142,011.91</b>	<b>18,650.56</b>	<b>54,217.99</b>	<b>72,868.55</b>	<b>1,214,880.46</b>
<b>14 CIRCUIT</b>						
BRAXTON	1,824.70	89,459.50	6,378.55	2,091.35	8,469.90	97,929.40
CLAY	3,718.80	185,394.00	13,239.54	7,070.29	20,309.83	205,703.83
GILMER	1,168.60	55,877.00	4,752.37	0.00	4,752.37	60,629.37
WEBSTER	1,778.50	86,130.50	5,850.28	2,619.65	8,469.93	94,600.43
<b>CIRCUIT TOTAL</b>	<b>8,490.60</b>	<b>416,861.00</b>	<b>30,220.74</b>	<b>11,781.29</b>	<b>42,002.03</b>	<b>458,863.03</b>
<b>15 CIRCUIT</b>						
HARRISON	5,069.20	240,142.00	6,766.71	16,670.04	23,436.75	263,578.75
<b>CIRCUIT TOTAL</b>	<b>5,069.20</b>	<b>240,142.00</b>	<b>6,766.71</b>	<b>16,670.04</b>	<b>23,436.75</b>	<b>263,578.75</b>
<b>16 CIRCUIT</b>						
MARION	17,378.43	832,065.50	9,572.32	67,900.33	77,472.65	909,538.15
<b>CIRCUIT TOTAL</b>	<b>17,378.43</b>	<b>832,065.50</b>	<b>9,572.32</b>	<b>67,900.33</b>	<b>77,472.65</b>	<b>909,538.15</b>
<b>17 CIRCUIT</b>						
MONONGALIA	12,197.60	590,392.00	15,454.57	26,254.17	41,708.74	632,100.74
<b>CIRCUIT TOTAL</b>	<b>12,197.60</b>	<b>590,392.00</b>	<b>15,454.57</b>	<b>26,254.17</b>	<b>41,708.74</b>	<b>632,100.74</b>
<b>18 CIRCUIT</b>						
PRESTON	6,771.67	321,697.00	13,692.79	5,925.09	19,617.88	341,314.88
<b>CIRCUIT TOTAL</b>	<b>6,771.67</b>	<b>321,697.00</b>	<b>13,692.79</b>	<b>5,925.09</b>	<b>19,617.88</b>	<b>341,314.88</b>
<b>19 CIRCUIT</b>						
BARBOUR	2,693.74	128,984.50	915.63	225.00	1,140.63	130,125.13
TAYLOR	3,899.34	186,732.50	4,030.87	1,269.76	5,300.63	192,033.13
<b>CIRCUIT TOTAL</b>	<b>6,593.09</b>	<b>315,717.00</b>	<b>4,946.50</b>	<b>1,494.76</b>	<b>6,441.26</b>	<b>322,158.26</b>
<b>20 CIRCUIT</b>						
RANDOLPH	5,894.27	279,564.00	5,450.25	20,718.85	26,169.10	305,733.10
<b>CIRCUIT TOTAL</b>	<b>5,894.27</b>	<b>279,564.00</b>	<b>5,450.25</b>	<b>20,718.85</b>	<b>26,169.10</b>	<b>305,733.10</b>

**WEST VIRGINIA PUBLIC DEFENDER SERVICES  
 SUMMARY REPORT FOR ATTORNEY HOURS/FEE/EXPENSES  
 FISCAL YEAR 2000**

<b>CIRCUIT COUNTY</b>	<b>ATTORNEY TOTAL HOURS</b>	<b>ATTORNEY FEE AMOUNT IN \$</b>	<b>ATTORNEY EXPENSE AMOUNT IN \$</b>	<b>DIRECT EXPENSE AMOUNT IN \$</b>	<b>EXPENSE AMOUNT IN \$</b>	<b>GRAND TOTAL AMOUNT IN \$</b>
<b>21 CIRCUIT</b>						
GRANT	1,934.50	92,482.50	6,403.83	0.00	6,403.83	98,886.33
MINERAL	2,550.40	121,878.00	3,193.14	853.90	4,047.04	125,925.04
TUCKER	227.20	11,032.00	1,132.98	0.00	1,132.98	12,164.98
<b>CIRCUIT TOTAL</b>	<b>4,712.10</b>	<b>225,392.50</b>	<b>10,729.95</b>	<b>853.90</b>	<b>11,583.85</b>	<b>236,976.35</b>
<b>22 CIRCUIT</b>						
HAMPSHIRE	3,068.60	152,241.00	13,140.95	725.00	13,865.95	166,106.95
HARDY	2,970.80	144,140.00	10,703.87	4,918.45	15,622.32	159,762.32
PENDLETON	1,742.40	82,854.00	9,004.43	0.00	9,004.43	91,858.43
<b>CIRCUIT TOTAL</b>	<b>7,781.80</b>	<b>379,235.00</b>	<b>32,849.25</b>	<b>5,643.45</b>	<b>38,492.70</b>	<b>417,727.70</b>
<b>23 CIRCUIT</b>						
BERKELEY	4,734.50	234,676.50	18,473.11	33,933.77	52,406.88	287,083.38
JEFFERSON	2,118.40	103,526.00	12,193.05	3,943.28	16,136.33	119,662.33
MORGAN	898.90	43,468.50	1,798.15	0.00	1,798.15	45,266.65
<b>CIRCUIT TOTAL</b>	<b>7,751.80</b>	<b>381,671.00</b>	<b>32,464.31</b>	<b>37,877.05</b>	<b>70,341.36</b>	<b>452,012.36</b>
<b>24 CIRCUIT</b>						
WAYNE	2,628.30	133,675.50	7,535.98	353.57	7,889.55	141,565.05
<b>CIRCUIT TOTAL</b>	<b>2,628.30</b>	<b>133,675.50</b>	<b>7,535.98</b>	<b>353.57</b>	<b>7,889.55</b>	<b>141,565.05</b>
<b>25 CIRCUIT</b>						
BOONE	5,156.40	267,140.00	3,478.57	21,248.92	24,727.49	291,867.49
LINCOLN	6,408.62	320,960.00	21,941.46	22,689.00	44,630.46	365,590.46
<b>CIRCUIT TOTAL</b>	<b>11,565.02</b>	<b>588,100.00</b>	<b>25,420.03</b>	<b>43,937.92</b>	<b>69,357.95</b>	<b>657,457.95</b>
<b>26 CIRCUIT</b>						
LEWIS	4,040.40	195,512.00	6,821.57	4,594.75	11,416.32	206,928.32
UPSHUR	4,528.70	217,921.50	8,186.61	10,394.68	18,581.29	236,502.79
<b>CIRCUIT TOTAL</b>	<b>8,569.10</b>	<b>413,433.50</b>	<b>15,008.18</b>	<b>14,989.43</b>	<b>29,997.61</b>	<b>443,431.11</b>
<b>27 CIRCUIT</b>						
WYOMING	5,052.00	240,894.00	4,455.59	1,979.05	6,434.64	247,328.64
<b>CIRCUIT TOTAL</b>	<b>5,052.00</b>	<b>240,894.00</b>	<b>4,455.59</b>	<b>1,979.05</b>	<b>6,434.64</b>	<b>247,328.64</b>
<b>28 CIRCUIT</b>						
NICHOLAS	1,615.60	79,604.00	3,135.55	1,871.90	5,007.45	84,611.45
<b>CIRCUIT TOTAL</b>	<b>1,615.60</b>	<b>79,604.00</b>	<b>3,135.55</b>	<b>1,871.90</b>	<b>5,007.45</b>	<b>84,611.45</b>
<b>29 CIRCUIT</b>						
MASON	3,912.50	191,738.50	8,754.82	2,126.30	10,881.12	202,619.62
PUTNAM	5,692.97	274,599.50	9,501.89	5,617.11	15,119.00	289,718.50
<b>CIRCUIT TOTAL</b>	<b>9,605.47</b>	<b>466,338.00</b>	<b>18,256.71</b>	<b>7,743.41</b>	<b>26,000.12</b>	<b>492,338.12</b>
<b>30 CIRCUIT</b>						
MINGO	3,003.18	148,739.00	5,726.13	7,024.84	12,750.97	161,489.97
<b>CIRCUIT TOTAL</b>	<b>3,003.18</b>	<b>148,739.00</b>	<b>5,726.13</b>	<b>7,024.84</b>	<b>12,750.97</b>	<b>161,489.97</b>

**WEST VIRGINIA PUBLIC DEFENDER SERVICES  
SUMMARY REPORT FOR ATTORNEY HOURS/FEE/EXPENSES  
FISCAL YEAR 2000**

<b>CIRCUIT COUNTY</b>	<b>ATTORNEY TOTAL HOURS</b>	<b>ATTORNEY FEE AMOUNT IN \$</b>	<b>ATTORNEY EXPENSE AMOUNT IN \$</b>	<b>DIRECT EXPENSE AMOUNT IN \$</b>	<b>EXPENSE AMOUNT IN \$</b>	<b>GRAND TOTAL AMOUNT IN \$</b>
<b>31 CIRCUIT</b>						
MONROE	1,065.60	53,050.00	5,151.06	6,992.83	12,143.89	65,193.89
SUMMERS	2,478.30	121,875.50	11,193.22	19,682.50	30,875.72	152,751.22
<b>CIRCUIT TOTAL</b>	<b>3,543.90</b>	<b>174,925.50</b>	<b>16,344.28</b>	<b>26,675.33</b>	<b>43,019.61</b>	<b>217,945.11</b>
<b>STATE TOTAL</b>	<b>232,354.08</b>	<b>11,325,923.44</b>	<b>545,154.68</b>	<b>762,037.04</b>	<b>1,307,191.72</b>	<b>12,633,115.16</b>

## APPOINTED COUNSEL HOURS PAID IN FY 2000

<b>Felony</b>	80,074.89
<b>Misdemeanor</b>	49,296.06
<b>Supreme Court/Habeas</b>	10,136.27
<b>Juvenile</b>	23,204.54
<b>Abuse &amp; Neglect/Term.</b>	55,021.20
<b>Mental Hygiene</b>	6,886.96
<b>Other</b>	7,734.17

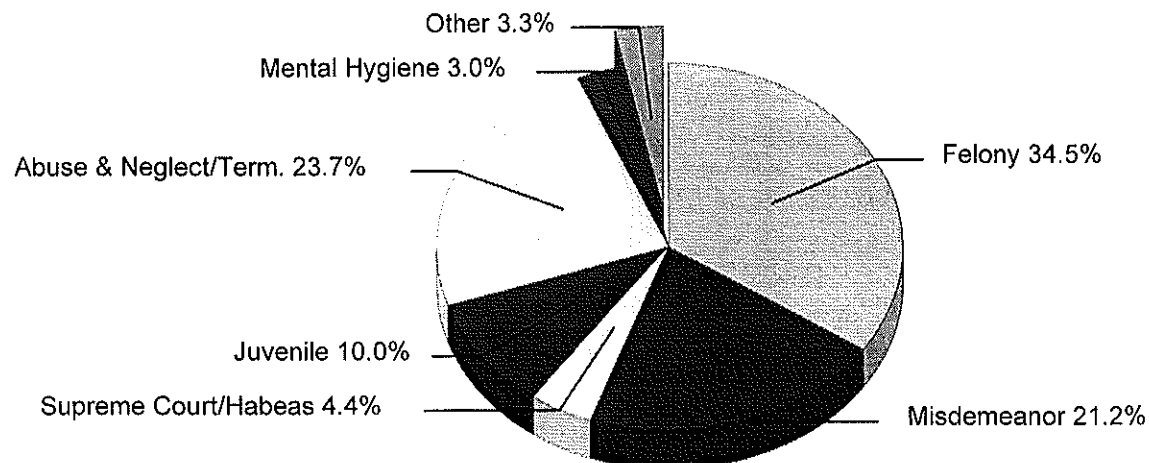
Paternity, Parole/Probation Rev., Mag. Ct.,  
Mandamus/Prohibition, Extradition,  
Contempt, Fugitive, Other

---

<b>TOTAL HOURS PAID</b>	<b>232,354.08</b>
-------------------------	-------------------

---

## APPOINTED COUNSEL HOURS PAID IN FY 2000 BY CASE TYPE



**WEST VIRGINIA PUBLIC DEFENDER SERVICES  
 APPOINTED COUNSEL HOURS PAID BY CASE TYPE  
 FISCAL YEAR 2000**

CIRCUIT	FELONY	MISD	MENTAL HYGIENE	JUVENILE	PAT.	PAROLE PROBAT REV	TERM ABUSE	HABEAS SUP. CT.	OTHER	TOTAL HOURS
01 CIRCUIT	2,423.40	759.50	391.80	362.20	0.00	151.20	4,051.90	120.20	103.60	8,363.80
02 CIRCUIT	663.00	227.20	43.10	242.80	0.00	87.20	1,126.90	20.10	38.90	2,449.20
03 CIRCUIT	3,610.90	1,847.80	51.70	521.80	0.00	52.30	1,132.40	107.40	252.70	7,577.00
04 CIRCUIT	4,727.28	7,264.70	579.10	1,838.50	0.00	216.00	3,714.62	1,193.00	548.11	20,081.31
05 CIRCUIT	1,018.00	308.90	47.20	383.00	0.00	3.60	522.40	22.00	36.10	2,341.20
06 CIRCUIT	2,278.50	382.60	638.60	630.40	0.00	73.60	2,689.30	222.90	37.80	6,953.70
07 CIRCUIT	1,251.30	1,236.30	1.40	966.80	0.00	59.30	1,794.36	321.20	207.40	5,838.06
08 CIRCUIT	2,066.70	654.40	2.50	199.20	0.00	7.70	519.50	38.00	10.60	3,498.60
09 CIRCUIT	2,696.50	513.30	62.70	436.27	0.00	51.00	3,632.40	300.80	112.60	7,805.57
10 CIRCUIT	997.70	430.80	204.60	241.20	0.00	24.80	2,389.00	309.20	9.70	4,607.00
11 CIRCUIT	5,140.10	1,337.40	154.30	370.80	0.00	194.10	938.80	994.80	131.30	9,261.60
12 CIRCUIT	1,131.20	160.90	3.00	258.30	0.00	0.00	323.60	491.40	21.70	2,390.10
13 CIRCUIT	7,693.17	8,113.51	973.46	1,491.61	0.00	212.90	3,271.72	702.40	505.06	22,963.82
14 CIRCUIT	2,875.90	1,857.80	146.30	527.70	23.00	182.50	2,283.20	318.30	275.90	8,490.60
15 CIRCUIT	1,252.00	462.90	2.20	548.10	0.00	86.80	2,556.10	161.10	0.00	5,069.20
16 CIRCUIT	5,569.20	3,544.01	450.20	3,980.82	0.00	544.50	2,261.50	773.10	255.10	17,378.43
17 CIRCUIT	4,083.50	3,758.23	272.00	928.00	0.00	150.00	2,214.57	485.90	305.40	12,197.60
18 CIRCUIT	1,611.90	917.90	48.60	870.94	0.00	48.20	2,671.42	391.30	211.40	6,771.67
19 CIRCUIT	1,387.54	1,453.90	201.10	1,453.30	0.00	73.30	1,845.84	129.00	49.10	6,593.09
20 CIRCUIT	2,162.97	2,045.00	154.50	507.80	0.00	16.70	776.10	141.90	89.30	5,894.27
21 CIRCUIT	1,579.90	872.40	31.60	671.00	0.00	210.70	1,092.30	127.90	126.30	4,712.10
22 CIRCUIT	2,714.50	1,611.70	41.40	850.80	0.00	161.00	1,947.90	281.80	172.70	7,781.80
23 CIRCUIT	2,831.60	491.50	261.40	756.60	0.00	92.30	2,145.20	1,142.20	31.00	7,751.80
24 CIRCUIT	686.70	106.20	79.30	222.10	0.00	10.80	1,276.80	207.10	39.30	2,628.30
25 CIRCUIT	5,460.22	2,270.20	259.20	1,287.50	0.00	202.20	1,658.30	168.50	258.90	11,565.02
26 CIRCUIT	2,603.70	1,220.20	1,304.10	677.40	0.00	225.80	2,006.50	377.90	153.50	8,569.10
27 CIRCUIT	2,104.40	1,396.80	27.20	340.90	0.00	12.00	1,153.10	0.00	17.60	5,052.00
28 CIRCUIT	598.80	185.30	9.40	94.70	0.00	0.00	621.40	101.80	4.20	1,615.60
29 CIRCUIT	3,771.70	2,568.40	378.70	987.90	0.00	139.20	1,276.60	280.17	202.80	9,605.47
30 CIRCUIT	1,275.71	552.60	17.10	280.50	13.80	39.00	562.17	204.90	57.40	3,003.18
31 CIRCUIT	1,806.90	743.70	49.20	275.60	0.00	81.80	565.30	0.00	21.40	3,543.90
<b>STATE TOTAL</b>	<b>80,074.89</b>	<b>49,296.06</b>	<b>6,886.96</b>	<b>23,204.54</b>	<b>36.80</b>	<b>3,410.50</b>	<b>55,021.20</b>	<b>10,136.27</b>	<b>4,286.87</b>	<b>232,354.08</b>

**WEST VIRGINIA PUBLIC DEFENDER SERVICES  
 APPOINTED COUNSEL HOURS PAID BY CASE TYPE  
 FISCAL YEAR 2000**

CIRCUIT COUNTY	FELONY	MISD	MENTAL HYGIENE	JUVENILE	PAT.	PAROLE PROBAT REV	TERM ABUSE	HABEAS SUP. CT.	OTHER	TOTAL HOURS
<b>01 CIRCUIT</b>										
BROOKE	1,562.30	208.50	206.80	90.10	0.00	132.30	84.90	0.00	78.70	2,363.60
HANCOCK	272.50	203.80	181.30	154.40	0.00	0.00	1,293.60	94.80	10.30	2,210.70
OHIO	588.60	347.20	3.70	117.70	0.00	18.90	2,673.40	25.40	14.60	3,789.50
<b>CIRCUIT TOTAL</b>	<b>2,423.40</b>	<b>759.50</b>	<b>391.80</b>	<b>362.20</b>	<b>0.00</b>	<b>151.20</b>	<b>4,051.90</b>	<b>120.20</b>	<b>103.60</b>	<b>8,363.80</b>
<b>02 CIRCUIT</b>										
MARSHALL	396.30	100.50	2.40	81.10	0.00	5.80	421.60	20.10	15.80	1,043.60
TYLER	108.60	8.50	11.70	43.50	0.00	46.30	109.20	0.00	3.80	331.60
WETZEL	158.10	118.20	29.00	118.20	0.00	35.10	596.10	0.00	19.30	1,074.00
<b>CIRCUIT TOTAL</b>	<b>663.00</b>	<b>227.20</b>	<b>43.10</b>	<b>242.80</b>	<b>0.00</b>	<b>87.20</b>	<b>1,126.90</b>	<b>20.10</b>	<b>38.90</b>	<b>2,449.20</b>
<b>03 CIRCUIT</b>										
DODDRIDGE	1,791.40	528.60	18.50	340.00	0.00	37.00	230.20	22.10	6.90	2,974.70
PLEASANTS	482.00	628.20	0.00	46.80	0.00	0.00	309.10	45.40	110.50	1,622.00
RITCHIE	1,337.50	691.00	33.20	135.00	0.00	15.30	593.10	39.90	135.30	2,980.30
<b>CIRCUIT TOTAL</b>	<b>3,610.90</b>	<b>1,847.80</b>	<b>51.70</b>	<b>521.80</b>	<b>0.00</b>	<b>52.30</b>	<b>1,132.40</b>	<b>107.40</b>	<b>252.70</b>	<b>7,577.00</b>
<b>04 CIRCUIT</b>										
WIRT	448.30	251.70	12.40	79.20	0.00	16.40	540.40	23.70	52.80	1,424.90
WOOD	4,278.98	7,013.00	566.70	1,759.30	0.00	199.60	3,174.22	1,169.30	495.31	18,656.41
<b>CIRCUIT TOTAL</b>	<b>4,727.28</b>	<b>7,264.70</b>	<b>579.10</b>	<b>1,838.50</b>	<b>0.00</b>	<b>216.00</b>	<b>3,714.62</b>	<b>1,193.00</b>	<b>548.11</b>	<b>20,081.31</b>
<b>05 CIRCUIT</b>										
CALHOUN	66.10	16.40	10.50	23.70	0.00	0.00	20.50	0.00	3.30	140.50
JACKSON	769.50	248.70	17.90	292.70	0.00	1.10	379.70	22.00	14.70	1,746.30
ROANE	182.40	43.80	18.80	66.60	0.00	2.50	122.20	0.00	18.10	454.40
<b>CIRCUIT TOTAL</b>	<b>1,018.00</b>	<b>308.90</b>	<b>47.20</b>	<b>383.00</b>	<b>0.00</b>	<b>3.60</b>	<b>522.40</b>	<b>22.00</b>	<b>36.10</b>	<b>2,341.20</b>
<b>06 CIRCUIT</b>										
CABELL	2,278.50	382.60	638.60	630.40	0.00	73.60	2,689.30	222.90	37.80	6,953.70
<b>CIRCUIT TOTAL</b>	<b>2,278.50</b>	<b>382.60</b>	<b>638.60</b>	<b>630.40</b>	<b>0.00</b>	<b>73.60</b>	<b>2,689.30</b>	<b>222.90</b>	<b>37.80</b>	<b>6,953.70</b>
<b>07 CIRCUIT</b>										
LOGAN	1,251.30	1,236.30	1.40	966.80	0.00	59.30	1,794.36	321.20	207.40	5,838.06
<b>CIRCUIT TOTAL</b>	<b>1,251.30</b>	<b>1,236.30</b>	<b>1.40</b>	<b>966.80</b>	<b>0.00</b>	<b>59.30</b>	<b>1,794.36</b>	<b>321.20</b>	<b>207.40</b>	<b>5,838.06</b>
<b>08 CIRCUIT</b>										
MCDOWELL	2,066.70	654.40	2.50	199.20	0.00	7.70	519.50	38.00	10.60	3,498.60
<b>CIRCUIT TOTAL</b>	<b>2,066.70</b>	<b>654.40</b>	<b>2.50</b>	<b>199.20</b>	<b>0.00</b>	<b>7.70</b>	<b>519.50</b>	<b>38.00</b>	<b>10.60</b>	<b>3,498.60</b>
<b>09 CIRCUIT</b>										
MERCER	2,696.50	513.30	62.70	436.27	0.00	51.00	3,632.40	300.80	112.60	7,805.57
<b>CIRCUIT TOTAL</b>	<b>2,696.50</b>	<b>513.30</b>	<b>62.70</b>	<b>436.27</b>	<b>0.00</b>	<b>51.00</b>	<b>3,632.40</b>	<b>300.80</b>	<b>112.60</b>	<b>7,805.57</b>
<b>10 CIRCUIT</b>										
RALEIGH	997.70	430.80	204.60	241.20	0.00	24.80	2,389.00	309.20	9.70	4,607.00
<b>CIRCUIT TOTAL</b>	<b>997.70</b>	<b>430.80</b>	<b>204.60</b>	<b>241.20</b>	<b>0.00</b>	<b>24.80</b>	<b>2,389.00</b>	<b>309.20</b>	<b>9.70</b>	<b>4,607.00</b>

**WEST VIRGINIA PUBLIC DEFENDER SERVICES  
 APPOINTED COUNSEL HOURS PAID BY CASE TYPE  
 FISCAL YEAR 2000**

CIRCUIT COUNTY	FELONY	MISD	MENTAL HYGIENE	JUVENILE	PAT.	PAROLE PROBAT REV	TERM ABUSE	HABEAS SUP. CT.	OTHER	TOTAL HOURS
<b>11 CIRCUIT</b>										
GREENBRIER	4,834.80	1,133.40	83.10	316.80	0.00	175.60	831.70	962.50	108.40	8,446.30
POCAHONTAS	305.30	204.00	71.20	54.00	0.00	18.50	107.10	32.30	22.90	815.30
<b>CIRCUIT TOTAL</b>	<b>5,140.10</b>	<b>1,337.40</b>	<b>154.30</b>	<b>370.80</b>	<b>0.00</b>	<b>194.10</b>	<b>938.80</b>	<b>994.80</b>	<b>131.30</b>	<b>9,261.60</b>
<b>12 CIRCUIT</b>										
FAYETTE	1,131.20	160.90	3.00	258.30	0.00	0.00	323.60	491.40	21.70	2,390.10
<b>CIRCUIT TOTAL</b>	<b>1,131.20</b>	<b>160.90</b>	<b>3.00</b>	<b>258.30</b>	<b>0.00</b>	<b>0.00</b>	<b>323.60</b>	<b>491.40</b>	<b>21.70</b>	<b>2,390.10</b>
<b>13 CIRCUIT</b>										
KANAWHA	7,693.17	8,113.51	973.46	1,491.61	0.00	212.90	3,271.72	702.40	505.06	22,963.82
<b>CIRCUIT TOTAL</b>	<b>7,693.17</b>	<b>8,113.51</b>	<b>973.46</b>	<b>1,491.61</b>	<b>0.00</b>	<b>212.90</b>	<b>3,271.72</b>	<b>702.40</b>	<b>505.06</b>	<b>22,963.82</b>
<b>14 CIRCUIT</b>										
BRAXTON	506.60	341.10	66.70	113.90	23.00	62.30	423.40	199.90	87.80	1,824.70
CLAY	1,264.40	881.70	67.60	243.20	0.00	84.70	999.50	14.80	162.90	3,718.80
GILMER	497.20	220.50	7.50	30.70	0.00	0.00	320.00	67.50	25.20	1,168.60
WEBSTER	607.70	414.50	4.50	139.90	0.00	35.50	540.30	36.10	0.00	1,778.50
<b>CIRCUIT TOTAL</b>	<b>2,875.90</b>	<b>1,857.80</b>	<b>146.30</b>	<b>527.70</b>	<b>23.00</b>	<b>182.50</b>	<b>2,283.20</b>	<b>318.30</b>	<b>275.90</b>	<b>8,490.60</b>
<b>15 CIRCUIT</b>										
HARRISON	1,252.00	462.90	2.20	548.10	0.00	86.80	2,556.10	161.10	0.00	5,069.20
<b>CIRCUIT TOTAL</b>	<b>1,252.00</b>	<b>462.90</b>	<b>2.20</b>	<b>548.10</b>	<b>0.00</b>	<b>86.80</b>	<b>2,556.10</b>	<b>161.10</b>	<b>0.00</b>	<b>5,069.20</b>
<b>16 CIRCUIT</b>										
MARION	5,569.20	3,544.01	450.20	3,980.82	0.00	544.50	2,261.50	773.10	255.10	17,378.43
<b>CIRCUIT TOTAL</b>	<b>5,569.20</b>	<b>3,544.01</b>	<b>450.20</b>	<b>3,980.82</b>	<b>0.00</b>	<b>544.50</b>	<b>2,261.50</b>	<b>773.10</b>	<b>255.10</b>	<b>17,378.43</b>
<b>17 CIRCUIT</b>										
MONONGALIA	4,083.50	3,758.23	272.00	928.00	0.00	150.00	2,214.57	485.90	305.40	12,197.60
<b>CIRCUIT TOTAL</b>	<b>4,083.50</b>	<b>3,758.23</b>	<b>272.00</b>	<b>928.00</b>	<b>0.00</b>	<b>150.00</b>	<b>2,214.57</b>	<b>485.90</b>	<b>305.40</b>	<b>12,197.60</b>
<b>18 CIRCUIT</b>										
PRESTON	1,611.90	917.90	48.60	870.94	0.00	48.20	2,671.42	391.30	211.40	6,771.67
<b>CIRCUIT TOTAL</b>	<b>1,611.90</b>	<b>917.90</b>	<b>48.60</b>	<b>870.94</b>	<b>0.00</b>	<b>48.20</b>	<b>2,671.42</b>	<b>391.30</b>	<b>211.40</b>	<b>6,771.67</b>
<b>19 CIRCUIT</b>										
BARBOUR	368.70	569.30	45.00	584.60	0.00	41.00	1,037.24	27.00	20.90	2,693.74
TAYLOR	1,018.84	884.60	156.10	868.70	0.00	32.30	808.60	102.00	28.20	3,899.34
<b>CIRCUIT TOTAL</b>	<b>1,387.54</b>	<b>1,453.90</b>	<b>201.10</b>	<b>1,453.30</b>	<b>0.00</b>	<b>73.30</b>	<b>1,845.84</b>	<b>129.00</b>	<b>49.10</b>	<b>6,593.09</b>
<b>20 CIRCUIT</b>										
RANDOLPH	2,162.97	2,045.00	154.50	507.80	0.00	16.70	776.10	141.90	89.30	5,894.27
<b>CIRCUIT TOTAL</b>	<b>2,162.97</b>	<b>2,045.00</b>	<b>154.50</b>	<b>507.80</b>	<b>0.00</b>	<b>16.70</b>	<b>776.10</b>	<b>141.90</b>	<b>89.30</b>	<b>5,894.27</b>

**WEST VIRGINIA PUBLIC DEFENDER SERVICES  
 APPOINTED COUNSEL HOURS PAID BY CASE TYPE  
 FISCAL YEAR 2000**

CIRCUIT COUNTY	FELONY	MISD	MENTAL HYGIENE	JUVENILE	PAT.	PAROLE PROBATION REV	TERM ABUSE	HABEAS SUP. CT.	OTHER	TOTAL HOURS
<b>21 CIRCUIT</b>										
GRANT	687.50	312.00	9.80	213.40	0.00	62.10	487.70	81.30	80.70	1,934.50
MINERAL	833.60	503.70	18.80	420.90	0.00	143.50	563.00	46.60	20.30	2,550.40
TUCKER	58.80	56.70	3.00	36.70	0.00	5.10	41.60	0.00	25.30	227.20
<b>CIRCUIT TOTAL</b>	<b>1,579.90</b>	<b>872.40</b>	<b>31.60</b>	<b>671.00</b>	<b>0.00</b>	<b>210.70</b>	<b>1,092.30</b>	<b>127.90</b>	<b>126.30</b>	<b>4,712.10</b>
<b>22 CIRCUIT</b>										
HAMPSHIRE	1,179.80	859.00	16.90	157.30	0.00	10.70	782.60	0.00	62.30	3,068.60
HARDY	855.50	659.10	23.20	440.20	0.00	86.50	697.70	148.70	59.90	2,970.80
PENDLETON	679.20	93.60	1.30	253.30	0.00	63.80	467.60	133.10	50.50	1,742.40
<b>CIRCUIT TOTAL</b>	<b>2,714.50</b>	<b>1,611.70</b>	<b>41.40</b>	<b>850.80</b>	<b>0.00</b>	<b>161.00</b>	<b>1,947.90</b>	<b>281.80</b>	<b>172.70</b>	<b>7,781.80</b>
<b>23 CIRCUIT</b>										
BERKELEY	1,627.60	297.70	184.20	392.60	0.00	35.70	1,456.40	734.00	6.30	4,734.50
JEFFERSON	699.70	152.60	67.40	243.60	0.00	25.40	570.60	346.80	12.30	2,118.40
MORGAN	504.30	41.20	9.80	120.40	0.00	31.20	118.20	61.40	12.40	898.90
<b>CIRCUIT TOTAL</b>	<b>2,831.60</b>	<b>491.50</b>	<b>261.40</b>	<b>756.60</b>	<b>0.00</b>	<b>92.30</b>	<b>2,145.20</b>	<b>1,142.20</b>	<b>31.00</b>	<b>7,751.80</b>
<b>24 CIRCUIT</b>										
WAYNE	686.70	106.20	79.30	222.10	0.00	10.80	1,276.80	207.10	39.30	2,628.30
<b>CIRCUIT TOTAL</b>	<b>686.70</b>	<b>106.20</b>	<b>79.30</b>	<b>222.10</b>	<b>0.00</b>	<b>10.80</b>	<b>1,276.80</b>	<b>207.10</b>	<b>39.30</b>	<b>2,628.30</b>
<b>25 CIRCUIT</b>										
BOONE	2,502.40	1,212.80	130.90	350.40	0.00	89.60	615.80	117.90	136.60	5,156.40
LINCOLN	2,957.82	1,057.40	128.30	937.10	0.00	112.60	1,042.50	50.60	122.30	6,408.62
<b>CIRCUIT TOTAL</b>	<b>5,460.22</b>	<b>2,270.20</b>	<b>259.20</b>	<b>1,287.50</b>	<b>0.00</b>	<b>202.20</b>	<b>1,658.30</b>	<b>168.50</b>	<b>258.90</b>	<b>11,565.02</b>
<b>26 CIRCUIT</b>										
LEWIS	1,268.90	454.30	1,242.10	158.20	0.00	57.60	693.70	98.00	67.60	4,040.40
UPSHUR	1,334.80	765.90	62.00	519.20	0.00	168.20	1,312.80	279.90	85.90	4,528.70
<b>CIRCUIT TOTAL</b>	<b>2,603.70</b>	<b>1,220.20</b>	<b>1,304.10</b>	<b>677.40</b>	<b>0.00</b>	<b>225.80</b>	<b>2,006.50</b>	<b>377.90</b>	<b>153.50</b>	<b>8,569.10</b>
<b>27 CIRCUIT</b>										
WYOMING	2,104.40	1,396.80	27.20	340.90	0.00	12.00	1,153.10	0.00	17.60	5,052.00
<b>CIRCUIT TOTAL</b>	<b>2,104.40</b>	<b>1,396.80</b>	<b>27.20</b>	<b>340.90</b>	<b>0.00</b>	<b>12.00</b>	<b>1,153.10</b>	<b>0.00</b>	<b>17.60</b>	<b>5,052.00</b>
<b>28 CIRCUIT</b>										
NICHOLAS	598.80	185.30	9.40	94.70	0.00	0.00	621.40	101.80	4.20	1,615.60
<b>CIRCUIT TOTAL</b>	<b>598.80</b>	<b>185.30</b>	<b>9.40</b>	<b>94.70</b>	<b>0.00</b>	<b>0.00</b>	<b>621.40</b>	<b>101.80</b>	<b>4.20</b>	<b>1,615.60</b>
<b>29 CIRCUIT</b>										
MASON	1,699.20	1,099.30	265.50	267.20	0.00	79.60	229.30	93.50	178.90	3,912.50
PUTNAM	2,072.50	1,469.10	113.20	720.70	0.00	59.60	1,047.30	186.67	23.90	5,692.97
<b>CIRCUIT TOTAL</b>	<b>3,771.70</b>	<b>2,568.40</b>	<b>378.70</b>	<b>987.90</b>	<b>0.00</b>	<b>139.20</b>	<b>1,276.60</b>	<b>280.17</b>	<b>202.80</b>	<b>9,605.47</b>
<b>30 CIRCUIT</b>										
MINGO	1,275.71	552.60	17.10	280.50	13.80	39.00	562.17	204.90	57.40	3,003.18
<b>CIRCUIT TOTAL</b>	<b>1,275.71</b>	<b>552.60</b>	<b>17.10</b>	<b>280.50</b>	<b>13.80</b>	<b>39.00</b>	<b>562.17</b>	<b>204.90</b>	<b>57.40</b>	<b>3,003.18</b>

**WEST VIRGINIA PUBLIC DEFENDER SERVICES  
 APPOINTED COUNSEL HOURS PAID BY CASE TYPE  
 FISCAL YEAR 2000**

CIRCUIT COUNTY	FELONY	MISD	MENTAL HYGIENE	JUVENILE	PAT.	PAROLE PROBAT REV	TERM ABUSE	HABEAS SUP. CT.	OTHER	TOTAL HOURS
<b>31 CIRCUIT</b>										
MONROE	400.10	348.40	11.00	89.70	0.00	5.10	203.20	0.00	8.10	1,065.60
SUMMERS	1,406.80	395.30	38.20	185.90	0.00	76.70	362.10	0.00	13.30	2,478.30
<b>CIRCUIT TOTAL</b>	<b>1,806.90</b>	<b>743.70</b>	<b>49.20</b>	<b>275.60</b>	<b>0.00</b>	<b>81.80</b>	<b>565.30</b>	<b>0.00</b>	<b>21.40</b>	<b>3,543.90</b>
<b>STATE TOTAL</b>	<b>80,074.89</b>	<b>49,296.06</b>	<b>6,886.96</b>	<b>23,204.54</b>	<b>36.80</b>	<b>3,410.50</b>	<b>55,021.20</b>	<b>10,136.27</b>	<b>4,286.87</b>	<b>232,354.08</b>

## APPOINTED COUNSEL FEES PAID IN FY 2000

<b>Felony</b>	\$3,869,524.12
<b>Misdemeanor</b>	\$2,391,484.50
<b>Supreme Court/Habeas</b>	\$462,642.00
<b>Juvenile</b>	\$1,140,400.50
<b>Abuse &amp; Neglect/Term.</b>	\$2,723,439.82
<b>Mental Hygiene</b>	\$362,011.00
<b>Other</b>	\$376,421.50

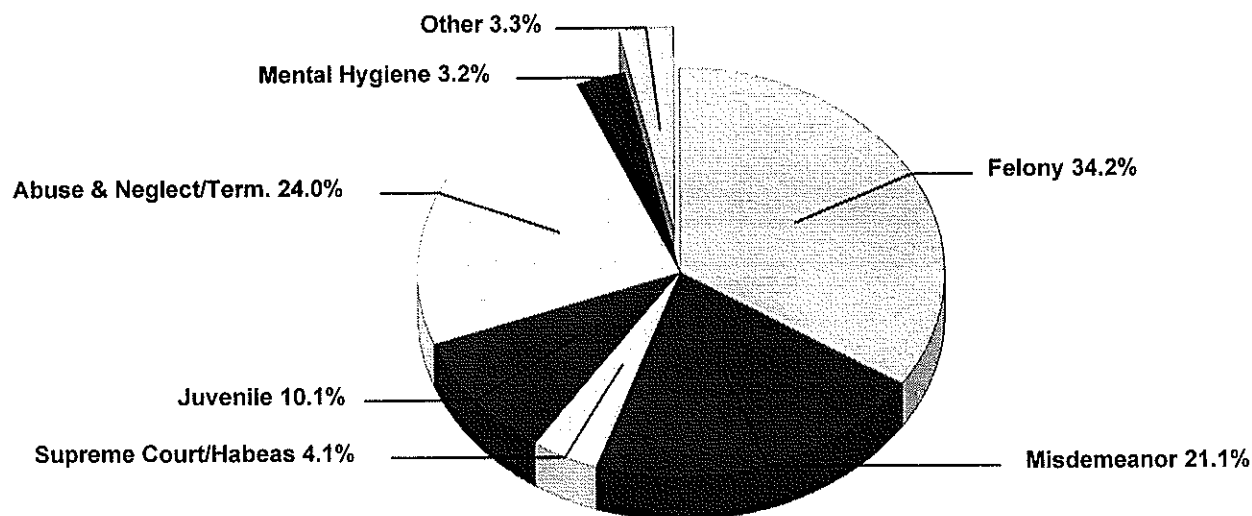
Paternity, Parole/Probation Rev., Mag. Ct., Mandamus/Prohibition, Extradition, Contempt, Fugitive, Other
--

---

<b>TOTAL FEES PAID</b>	<b>\$11,325,923.44</b>
------------------------	------------------------

---

## APPOINTED COUNSEL FEES PAID IN FY 2000 BY CASE TYPE



**WEST VIRGINIA PUBLIC DEFENDER SERVICES  
 APPOINTED COUNSEL FEES PAID BY CASE TYPE  
 FISCAL YEAR 2000**

CIRCUIT	FELONY	MISD	MENTAL HYGIENE	JUVENILE	PAT.	PAROLE PROBAT REV	TERM ABUSE	HABEAS SUP. CT.	OTHER	TOTAL FEE
01	CIRCUIT	\$116,183.00	\$36,543.50	\$18,789.00	\$17,883.00	\$0.00	\$6,982.00	\$193,837.50	\$5,216.00	\$400,843.00
02	CIRCUIT	\$32,077.00	\$11,160.00	\$2,225.50	\$11,816.00	\$0.00	\$4,342.00	\$56,508.50	\$1,906.50	\$120,940.00
03	CIRCUIT	\$171,370.53	\$89,361.00	\$2,660.50	\$25,881.00	\$0.00	\$2,497.50	\$56,134.00	\$12,119.50	\$364,959.03
04	CIRCUIT	\$224,803.50	\$351,401.50	\$31,491.50	\$89,506.50	\$0.00	\$10,444.00	\$181,028.00	\$25,839.00	\$968,811.00
05	CIRCUIT	\$52,780.00	\$16,006.50	\$2,540.00	\$20,511.00	\$0.00	\$188.00	\$28,268.00	\$1,788.50	\$123,110.00
06	CIRCUIT	\$112,914.50	\$19,773.00	\$34,279.00	\$32,528.00	\$0.00	\$3,652.00	\$138,728.50	\$1,923.00	\$354,116.50
07	CIRCUIT	\$61,334.50	\$59,949.50	\$77.00	\$46,602.00	\$0.00	\$2,860.50	\$90,928.00	\$9,971.00	\$286,618.50
08	CIRCUIT	\$99,965.50	\$31,204.00	\$142.50	\$9,922.00	\$0.00	\$346.50	\$25,187.50	\$531.00	\$169,019.00
09	CIRCUIT	\$129,854.50	\$25,544.50	\$3,785.50	\$23,700.00	\$0.00	\$2,647.00	\$181,510.00	\$5,605.00	\$386,272.50
10	CIRCUIT	\$48,204.50	\$21,250.00	\$11,939.00	\$11,834.00	\$0.00	\$1,206.00	\$118,463.00	\$472.50	\$227,829.00
11	CIRCUIT	\$244,348.50	\$63,215.00	\$8,167.50	\$18,202.00	\$0.00	\$9,104.50	\$45,386.00	\$6,144.50	\$439,594.00
12	CIRCUIT	\$53,570.00	\$7,956.50	\$175.00	\$12,633.50	\$0.00	\$0.00	\$15,510.00	\$1,100.50	\$113,352.50
13	CIRCUIT	\$375,220.59	\$403,496.00	\$54,507.50	\$75,758.50	\$0.00	\$10,598.50	\$165,459.32	\$24,885.50	\$1,142,011.91
14	CIRCUIT	\$141,851.50	\$90,535.00	\$7,831.50	\$25,652.50	\$1,143.00	\$8,888.50	\$112,788.00	\$13,705.50	\$416,861.00
15	CIRCUIT	\$58,128.00	\$21,606.50	\$123.00	\$26,202.50	\$0.00	\$4,054.00	\$122,730.50	\$0.00	\$240,142.00
16	CIRCUIT	\$264,794.00	\$169,054.50	\$24,129.00	\$190,397.00	\$0.00	\$26,448.50	\$109,999.50	\$12,217.50	\$832,065.50
17	CIRCUIT	\$198,807.50	\$178,762.50	\$13,596.00	\$45,376.00	\$0.00	\$7,320.00	\$110,113.50	\$14,363.00	\$590,392.00
18	CIRCUIT	\$75,821.50	\$43,227.50	\$2,685.00	\$40,908.50	\$0.00	\$2,333.00	\$128,706.00	\$10,109.00	\$321,697.00
19	CIRCUIT	\$66,501.50	\$69,165.50	\$10,217.50	\$69,688.50	\$0.00	\$3,540.50	\$88,429.00	\$2,361.50	\$315,717.00
20	CIRCUIT	\$100,839.50	\$96,361.00	\$8,452.50	\$24,735.00	\$0.00	\$843.50	\$37,706.50	\$4,230.50	\$279,564.00
21	CIRCUIT	\$75,285.50	\$41,842.00	\$1,658.00	\$31,943.00	\$0.00	\$10,013.50	\$52,783.50	\$6,083.50	\$225,392.50
22	CIRCUIT	\$132,978.50	\$77,572.50	\$2,249.00	\$41,852.00	\$0.00	\$7,979.00	\$95,219.50	\$8,529.50	\$379,235.00
23	CIRCUIT	\$138,940.00	\$24,299.50	\$13,289.00	\$38,593.00	\$0.00	\$4,551.50	\$108,356.00	\$1,515.00	\$381,671.00
24	CIRCUIT	\$34,331.50	\$5,265.00	\$4,000.50	\$11,464.50	\$0.00	\$320.00	\$66,420.00	\$2,210.50	\$133,675.50
25	CIRCUIT	\$272,770.00	\$116,387.00	\$14,508.00	\$65,483.50	\$0.00	\$10,265.00	\$88,021.50	\$7,694.50	\$588,100.00
26	CIRCUIT	\$123,766.50	\$57,683.00	\$63,582.50	\$33,799.00	\$0.00	\$11,203.00	\$98,762.50	\$7,359.50	\$413,433.50
27	CIRCUIT	\$99,132.00	\$66,670.00	\$1,506.00	\$16,604.50	\$0.00	\$560.00	\$55,587.50	\$0.00	\$240,894.00
28	CIRCUIT	\$29,670.00	\$8,674.50	\$355.00	\$4,673.50	\$0.00	\$0.00	\$30,961.00	\$239.00	\$79,604.00
29	CIRCUIT	\$183,062.50	\$123,044.00	\$19,283.50	\$47,763.50	\$0.00	\$7,024.00	\$63,251.00	\$9,898.00	\$466,338.00
30	CIRCUIT	\$61,795.00	\$28,323.00	\$961.50	\$14,388.50	\$781.00	\$1,865.00	\$28,267.50	\$2,849.00	\$148,739.00
31	CIRCUIT	\$88,422.50	\$36,150.50	\$2,624.00	\$14,098.00	\$0.00	\$4,177.00	\$28,388.50	\$1,065.00	\$174,925.50
<b>STATE TOTAL</b>		<b>\$3,869,524.12</b>	<b>\$2,391,484.50</b>	<b>\$362,011.00</b>	<b>\$1,140,400.50</b>	<b>\$1,924.00</b>	<b>\$166,454.50</b>	<b>\$2,723,439.82</b>	<b>\$208,043.00</b>	<b>\$11,325,923.44</b>

**WEST VIRGINIA PUBLIC DEFENDER SERVICES  
 APPOINTED COUNSEL FEES PAID BY CASE TYPE  
 FISCAL YEAR 2000**

CIRCUIT	FELONY	MISD	MENTAL HYGIENE	JUVENILE	PAT.	PAROLE PROBAT REV	TERM ABUSE	HABEAS SUP. CT.	OTHER	TOTAL FEE
<b>01 CIRCUIT</b>										
BROOKE	\$74,651.50	\$9,886.50	\$9,898.00	\$4,396.50	\$0.00	\$6,065.50	\$4,002.50	\$0.00	\$3,981.50	\$112,882.00
HANCOCK	\$13,548.50	\$10,231.00	\$8,706.50	\$7,884.00	\$0.00	\$0.00	\$60,924.00	\$4,266.00	\$475.50	\$106,035.50
OHIO	\$27,983.00	\$16,426.00	\$184.50	\$5,602.50	\$0.00	\$916.50	\$128,911.00	\$1,143.00	\$759.00	\$181,925.50
<b>CIRCUIT TOTAL</b>	\$116,183.00	\$36,543.50	\$18,789.00	\$17,883.00	\$0.00	\$6,982.00	\$193,837.50	\$5,409.00	\$5,216.00	\$400,843.00
<b>02 CIRCUIT</b>										
MARSHALL	\$19,197.50	\$4,864.50	\$118.00	\$3,981.50	\$0.00	\$283.00	\$21,814.00	\$904.50	\$805.00	\$51,968.00
TYLER	\$5,281.00	\$410.50	\$602.50	\$2,125.50	\$0.00	\$2,335.50	\$5,562.00	\$0.00	\$191.00	\$16,508.00
WETZEL	\$7,598.50	\$5,885.00	\$1,505.00	\$5,709.00	\$0.00	\$1,723.50	\$29,132.50	\$0.00	\$910.50	\$52,464.00
<b>CIRCUIT TOTAL</b>	\$32,077.00	\$11,160.00	\$2,225.50	\$11,816.00	\$0.00	\$4,342.00	\$56,508.50	\$904.50	\$1,906.50	\$120,940.00
<b>03 CIRCUIT</b>										
DODDRIDGE	\$84,547.03	\$25,907.00	\$940.50	\$16,510.00	\$0.00	\$1,755.00	\$11,385.00	\$994.50	\$348.50	\$142,387.53
PLEASANTS	\$23,038.00	\$30,259.00	\$0.00	\$2,254.00	\$0.00	\$0.00	\$15,337.50	\$2,043.00	\$5,176.50	\$78,108.00
RITCHE	\$63,785.50	\$33,195.00	\$1,720.00	\$7,117.00	\$0.00	\$742.50	\$29,411.50	\$1,897.50	\$6,594.50	\$144,463.50
<b>CIRCUIT TOTAL</b>	\$171,370.53	\$89,361.00	\$2,660.50	\$25,881.00	\$0.00	\$2,497.50	\$56,134.00	\$4,935.00	\$12,119.50	\$364,959.03
<b>04 CIRCUIT</b>										
WIRT	\$21,263.50	\$12,070.50	\$658.00	\$3,762.00	\$0.00	\$782.00	\$25,988.00	\$1,066.50	\$2,434.00	\$68,024.50
WOOD	\$203,540.00	\$339,331.00	\$30,833.50	\$85,744.50	\$0.00	\$9,662.00	\$155,040.00	\$53,230.50	\$23,405.00	\$900,786.50
<b>CIRCUIT TOTAL</b>	\$224,803.50	\$351,401.50	\$31,491.50	\$89,506.50	\$0.00	\$10,444.00	\$181,028.00	\$54,297.00	\$25,839.00	\$968,811.00
<b>05 CIRCUIT</b>										
CALHOUN	\$3,198.50	\$784.00	\$492.50	\$1,224.50	\$0.00	\$0.00	\$1,016.50	\$0.00	\$178.50	\$6,894.50
JACKSON	\$40,341.50	\$12,993.50	\$897.50	\$15,813.50	\$0.00	\$59.50	\$20,718.50	\$1,028.00	\$771.50	\$92,623.50
ROANE	\$9,240.00	\$2,229.00	\$1,150.00	\$3,473.00	\$0.00	\$128.50	\$6,533.00	\$0.00	\$838.50	\$23,592.00
<b>CIRCUIT TOTAL</b>	\$52,780.00	\$16,006.50	\$2,540.00	\$20,511.00	\$0.00	\$188.00	\$28,268.00	\$1,028.00	\$1,788.50	\$123,110.00
<b>06 CIRCUIT</b>										
CABELL	\$112,914.50	\$19,773.00	\$34,279.00	\$32,528.00	\$0.00	\$3,652.00	\$138,728.50	\$10,318.50	\$1,923.00	\$354,116.50
<b>CIRCUIT TOTAL</b>	\$112,914.50	\$19,773.00	\$34,279.00	\$32,528.00	\$0.00	\$3,652.00	\$138,728.50	\$10,318.50	\$1,923.00	\$354,116.50

**WEST VIRGINIA PUBLIC DEFENDER SERVICES  
 APPOINTED COUNSEL FEES PAID BY CASE TYPE  
 FISCAL YEAR 2000**

CIRCUIT	FELONY	MISD	MENTAL HYGIENE	JUVENILE	PAT.	PAROLE		TERM ABUSE	HABEAS SUP. CT.	OTHER	TOTAL FEE
						PROBAT REV	PROBAT REV				
<b>08 CIRCUIT</b>											
LOGAN	\$61,334.50	\$59,949.50	\$77.00	\$46,602.00	\$0.00	\$0.00	\$2,860.50	\$90,928.00	\$14,896.00	\$9,971.00	\$286,618.50
<b>CIRCUIT TOTAL</b>	\$61,334.50	\$59,949.50	\$77.00	\$46,602.00	\$0.00	\$0.00	\$2,860.50	\$90,928.00	\$14,896.00	\$9,971.00	\$286,618.50
<b>08 CIRCUIT</b>											
MCDOWELL	\$99,965.50	\$31,204.00	\$142.50	\$9,922.00	\$0.00	\$0.00	\$346.50	\$25,187.50	\$1,720.00	\$531.00	\$169,019.00
<b>CIRCUIT TOTAL</b>	\$99,965.50	\$31,204.00	\$142.50	\$9,922.00	\$0.00	\$0.00	\$346.50	\$25,187.50	\$1,720.00	\$531.00	\$169,019.00
<b>09 CIRCUIT</b>											
MERCER	\$129,854.50	\$25,544.50	\$3,785.50	\$23,700.00	\$0.00	\$0.00	\$2,647.00	\$181,510.00	\$13,626.00	\$5,605.00	\$386,272.50
<b>CIRCUIT TOTAL</b>	\$129,854.50	\$25,544.50	\$3,785.50	\$23,700.00	\$0.00	\$0.00	\$2,647.00	\$181,510.00	\$13,626.00	\$5,605.00	\$386,272.50
<b>10 CIRCUIT</b>											
RALEIGH	\$48,204.50	\$21,250.00	\$11,939.00	\$11,834.00	\$0.00	\$0.00	\$1,206.00	\$118,463.00	\$14,460.00	\$472.50	\$227,829.00
<b>CIRCUIT TOTAL</b>	\$48,204.50	\$21,250.00	\$11,939.00	\$11,834.00	\$0.00	\$0.00	\$1,206.00	\$118,463.00	\$14,460.00	\$472.50	\$227,829.00
<b>11 CIRCUIT</b>											
GREENBRIER	\$229,416.00	\$53,351.00	\$4,617.50	\$15,638.00	\$0.00	\$0.00	\$8,246.00	\$40,300.50	\$43,572.50	\$5,070.00	\$400,211.50
POCAHONTAS	\$14,932.50	\$9,864.00	\$3,550.00	\$2,564.00	\$0.00	\$0.00	\$858.50	\$5,085.50	\$1,453.50	\$1,074.50	\$39,382.50
<b>CIRCUIT TOTAL</b>	\$244,348.50	\$63,215.00	\$8,167.50	\$18,202.00	\$0.00	\$0.00	\$9,104.50	\$45,386.00	\$45,026.00	\$6,144.50	\$439,594.00
<b>12 CIRCUIT</b>											
FAYETTE	\$53,570.00	\$7,956.50	\$175.00	\$12,633.50	\$0.00	\$0.00	\$0.00	\$15,510.00	\$22,407.00	\$1,100.50	\$113,352.50
<b>CIRCUIT TOTAL</b>	\$53,570.00	\$7,956.50	\$175.00	\$12,633.50	\$0.00	\$0.00	\$0.00	\$15,510.00	\$22,407.00	\$1,100.50	\$113,352.50
<b>13 CIRCUIT</b>											
KANAWHA	\$375,220.59	\$403,496.00	\$54,507.50	\$75,758.50	\$0.00	\$0.00	\$10,598.50	\$165,459.32	\$32,086.00	\$24,885.50	\$1,142,011.91
<b>CIRCUIT TOTAL</b>	\$375,220.59	\$403,496.00	\$54,507.50	\$75,758.50	\$0.00	\$0.00	\$10,598.50	\$165,459.32	\$32,086.00	\$24,885.50	\$1,142,011.91
<b>14 CIRCUIT</b>											
BRAXTON	\$24,727.00	\$16,429.50	\$3,663.50	\$5,533.50	\$1,143.00	\$0.00	\$3,081.50	\$21,391.00	\$9,055.50	\$4,435.00	\$89,459.50
CLAY	\$63,672.00	\$43,818.50	\$3,552.00	\$12,008.00	\$0.00	\$0.00	\$4,139.50	\$49,457.50	\$688.00	\$8,058.50	\$185,394.00
GILMER	\$23,634.00	\$10,600.50	\$407.50	\$1,539.50	\$0.00	\$0.00	\$0.00	\$15,426.00	\$3,057.50	\$1,212.00	\$55,877.00
WEBSTER	\$29,818.50	\$19,686.50	\$208.50	\$6,571.50	\$0.00	\$0.00	\$1,667.50	\$26,513.50	\$1,664.50	\$0.00	\$86,130.50
<b>CIRCUIT TOTAL</b>	\$141,851.50	\$90,535.00	\$7,831.50	\$25,652.50	\$1,143.00	\$0.00	\$8,888.50	\$112,788.00	\$14,465.50	\$13,705.50	\$416,861.00

**WEST VIRGINIA PUBLIC DEFENDER SERVICES  
 APPOINTED COUNSEL FEES PAID BY CASE TYPE  
 FISCAL YEAR 2000**

CIRCUIT	FELONY	MISD	MENTAL HYGIENE	JUVENILE	PAT.	PAROLE		TERM ABUSE	HABEAS SUP. CT.	OTHER	TOTAL FEE
						PROBAT REV	REV				
<b>17 CIRCUIT</b>											
MONONGALIA	\$198,807.50	\$178,762.50	\$13,596.00	\$45,376.00	\$0.00	\$7,320.00	\$110,113.50	\$22,053.50	\$14,363.00	\$590,392.00	
<b>CIRCUIT TOTAL</b>	\$198,807.50	\$178,762.50	\$13,596.00	\$45,376.00	\$0.00	\$7,320.00	\$110,113.50	\$22,053.50	\$14,363.00	\$590,392.00	
<b>18 CIRCUIT</b>											
PRESTON	\$75,821.50	\$43,227.50	\$2,685.00	\$40,908.50	\$0.00	\$2,333.00	\$128,706.00	\$17,906.50	\$10,109.00	\$321,697.00	
<b>CIRCUIT TOTAL</b>	\$75,821.50	\$43,227.50	\$2,685.00	\$40,908.50	\$0.00	\$2,333.00	\$128,706.00	\$17,906.50	\$10,109.00	\$321,697.00	
<b>19 CIRCUIT</b>											
BARBOUR	\$17,515.50	\$26,866.50	\$2,483.00	\$28,145.00	\$0.00	\$2,001.00	\$49,766.00	\$1,215.00	\$992.50	\$128,984.50	
TAYLOR	\$48,986.00	\$42,299.00	\$7,734.50	\$41,543.50	\$0.00	\$1,539.50	\$38,663.00	\$4,598.00	\$1,369.00	\$186,732.50	
<b>CIRCUIT TOTAL</b>	\$66,501.50	\$69,165.50	\$10,217.50	\$69,688.50	\$0.00	\$3,540.50	\$88,429.00	\$5,813.00	\$2,361.50	\$315,717.00	
<b>20 CIRCUIT</b>											
RANDOLPH	\$100,839.50	\$96,361.00	\$8,452.50	\$24,735.00	\$0.00	\$843.50	\$37,706.50	\$6,395.50	\$4,230.50	\$279,564.00	
<b>CIRCUIT TOTAL</b>	\$100,839.50	\$96,361.00	\$8,452.50	\$24,735.00	\$0.00	\$843.50	\$37,706.50	\$6,395.50	\$4,230.50	\$279,564.00	
<b>21 CIRCUIT</b>											
GRANT	\$32,929.50	\$14,876.00	\$491.00	\$10,189.00	\$0.00	\$2,956.50	\$23,504.50	\$3,658.50	\$3,877.50	\$92,482.50	
MINERAL	\$39,534.00	\$24,228.50	\$1,012.00	\$19,956.50	\$0.00	\$6,817.50	\$27,197.00	\$2,125.00	\$1,007.50	\$121,878.00	
TUCKER	\$2,822.00	\$2,737.50	\$155.00	\$1,797.50	\$0.00	\$239.50	\$2,082.00	\$0.00	\$1,198.50	\$11,032.00	
<b>CIRCUIT TOTAL</b>	\$75,285.50	\$41,842.00	\$1,658.00	\$31,943.00	\$0.00	\$10,013.50	\$52,783.50	\$5,783.50	\$6,083.50	\$225,392.50	
<b>22 CIRCUIT</b>											
HAMPSHIRE	\$58,561.00	\$41,911.00	\$934.50	\$8,084.50	\$0.00	\$571.50	\$39,097.00	\$0.00	\$3,081.50	\$152,241.00	
HARDY	\$41,907.50	\$31,287.50	\$1,246.00	\$21,515.00	\$0.00	\$4,328.50	\$34,056.50	\$6,771.50	\$3,027.50	\$144,140.00	
PENDLETON	\$32,510.00	\$4,374.00	\$68.50	\$12,252.50	\$0.00	\$3,079.00	\$22,066.00	\$6,083.50	\$2,420.50	\$82,854.00	
<b>CIRCUIT TOTAL</b>	\$132,978.50	\$77,572.50	\$2,249.00	\$41,852.00	\$0.00	\$7,979.00	\$95,219.50	\$12,855.00	\$8,529.50	\$379,235.00	
<b>23 CIRCUIT</b>											
BERKELEY	\$80,390.00	\$14,910.50	\$9,395.00	\$20,111.00	\$0.00	\$1,704.50	\$74,276.00	\$33,576.00	\$313.50	\$234,676.50	
JEFFERSON	\$34,568.50	\$7,399.00	\$3,435.00	\$12,232.00	\$0.00	\$1,249.00	\$28,281.00	\$15,788.00	\$573.50	\$103,526.00	
MORGAN	\$23,981.50	\$1,990.00	\$459.00	\$6,250.00	\$0.00	\$1,598.00	\$5,799.00	\$2,763.00	\$628.00	\$43,468.50	
<b>CIRCUIT TOTAL</b>	\$138,940.00	\$24,299.50	\$13,289.00	\$38,593.00	\$0.00	\$4,551.50	\$108,356.00	\$52,127.00	\$1,515.00	\$381,671.00	

**WEST VIRGINIA PUBLIC DEFENDER SERVICES  
 APPOINTED COUNSEL FEES PAID BY CASE TYPE  
 FISCAL YEAR 2000**

CIRCUIT	FELONY	MISD	MENTAL HYGIENE	JUVENILE	PAT.	PAROLE PROBAT REV	TERM ABUSE	HABEAS SUP. CT.	OTHER	TOTAL FEE
<b>25 CIRCUIT</b>										
BOONE	\$125,586.00	\$63,714.00	\$7,382.50	\$18,690.00	\$0.00	\$4,680.00	\$34,785.00	\$5,375.50	\$6,927.00	\$267,140.00
LINCOLN	\$147,184.00	\$52,673.00	\$7,125.50	\$46,793.50	\$0.00	\$5,585.00	\$53,236.50	\$2,319.00	\$6,043.50	\$320,960.00
<b>CIRCUIT TOTAL</b>	<b>\$272,770.00</b>	<b>\$116,387.00</b>	<b>\$14,508.00</b>	<b>\$65,483.50</b>	<b>\$0.00</b>	<b>\$10,265.00</b>	<b>\$88,021.50</b>	<b>\$7,694.50</b>	<b>\$12,970.50</b>	<b>\$588,100.00</b>
<b>26 CIRCUIT</b>										
LEWIS	\$60,346.50	\$21,741.50	\$60,190.50	\$7,933.00	\$0.00	\$2,938.00	\$34,706.50	\$4,416.00	\$3,240.00	\$195,512.00
UPSHUR	\$63,420.00	\$35,941.50	\$3,392.00	\$25,866.00	\$0.00	\$8,265.00	\$64,056.00	\$12,861.50	\$4,119.50	\$217,921.50
<b>CIRCUIT TOTAL</b>	<b>\$123,766.50</b>	<b>\$57,683.00</b>	<b>\$63,582.50</b>	<b>\$33,799.00</b>	<b>\$0.00</b>	<b>\$11,203.00</b>	<b>\$98,762.50</b>	<b>\$17,277.50</b>	<b>\$7,359.50</b>	<b>\$413,433.50</b>
<b>27 CIRCUIT</b>										
WYOMING	\$99,132.00	\$66,670.00	\$1,506.00	\$16,604.50	\$0.00	\$560.00	\$55,587.50	\$0.00	\$834.00	\$240,894.00
<b>CIRCUIT TOTAL</b>	<b>\$99,132.00</b>	<b>\$66,670.00</b>	<b>\$1,506.00</b>	<b>\$16,604.50</b>	<b>\$0.00</b>	<b>\$560.00</b>	<b>\$55,587.50</b>	<b>\$0.00</b>	<b>\$834.00</b>	<b>\$240,894.00</b>
<b>28 CIRCUIT</b>										
NICHOLAS	\$29,670.00	\$8,674.50	\$535.00	\$4,673.50	\$0.00	\$0.00	\$30,961.00	\$4,851.00	\$239.00	\$79,604.00
<b>CIRCUIT TOTAL</b>	<b>\$29,670.00</b>	<b>\$8,674.50</b>	<b>\$535.00</b>	<b>\$4,673.50</b>	<b>\$0.00</b>	<b>\$0.00</b>	<b>\$30,961.00</b>	<b>\$4,851.00</b>	<b>\$239.00</b>	<b>\$79,604.00</b>
<b>29 CIRCUIT</b>										
MASON	\$83,894.00	\$52,428.50	\$13,427.50	\$12,836.00	\$0.00	\$4,052.00	\$11,820.50	\$4,531.50	\$8,748.50	\$191,738.50
PUTNAM	\$99,168.50	\$70,615.50	\$5,856.00	\$34,927.50	\$0.00	\$2,972.00	\$51,430.50	\$8,480.00	\$1,149.50	\$274,599.50
<b>CIRCUIT TOTAL</b>	<b>\$183,062.50</b>	<b>\$123,044.00</b>	<b>\$19,283.50</b>	<b>\$47,763.50</b>	<b>\$0.00</b>	<b>\$7,024.00</b>	<b>\$63,251.00</b>	<b>\$13,011.50</b>	<b>\$9,898.00</b>	<b>\$466,338.00</b>
<b>30 CIRCUIT</b>										
MINGO	\$61,795.00	\$28,323.00	\$961.50	\$14,388.50	\$781.00	\$1,865.00	\$28,267.50	\$9,508.50	\$2,849.00	\$148,739.00
<b>CIRCUIT TOTAL</b>	<b>\$61,795.00</b>	<b>\$28,323.00</b>	<b>\$961.50</b>	<b>\$14,388.50</b>	<b>\$781.00</b>	<b>\$1,865.00</b>	<b>\$28,267.50</b>	<b>\$9,508.50</b>	<b>\$2,849.00</b>	<b>\$148,739.00</b>
<b>31 CIRCUIT</b>										
MONROE	\$19,756.50	\$16,920.00	\$621.00	\$4,656.50	\$0.00	\$271.50	\$10,430.00	\$0.00	\$394.50	\$53,050.00
SUMMERS	\$68,666.00	\$19,230.50	\$2,003.00	\$9,441.50	\$0.00	\$3,905.50	\$17,958.50	\$0.00	\$670.50	\$121,875.50
<b>CIRCUIT TOTAL</b>	<b>\$88,422.50</b>	<b>\$36,150.50</b>	<b>\$2,624.00</b>	<b>\$14,098.00</b>	<b>\$0.00</b>	<b>\$4,177.00</b>	<b>\$28,388.50</b>	<b>\$0.00</b>	<b>\$1,065.00</b>	<b>\$174,925.50</b>
<b>STATE TOTAL</b>	<b>\$3,869,524.12</b>	<b>\$2,391,484.50</b>	<b>\$362,011.00</b>	<b>\$1,140,400.50</b>	<b>\$1,924.00</b>	<b>\$166,454.50</b>	<b>\$2,723,439.82</b>	<b>\$462,642.00</b>	<b>\$208,043.00</b>	<b>\$11,325,923.44</b>

## APPOINTED COUNSEL EXPENSES PAID IN FY 2000 INCLUDING DIRECT EXPENSES PAID

<b>Felony</b>	\$785,948.61
<b>Misdemeanor</b>	\$176,455.15
<b>Supreme Court/Habeas</b>	\$72,357.10
<b>Juvenile</b>	\$56,151.71
<b>Abuse &amp; Neglect/Term.</b>	\$181,868.37
<b>Mental Hygiene</b>	\$8,635.35
<b>Other</b>	\$25,775.43

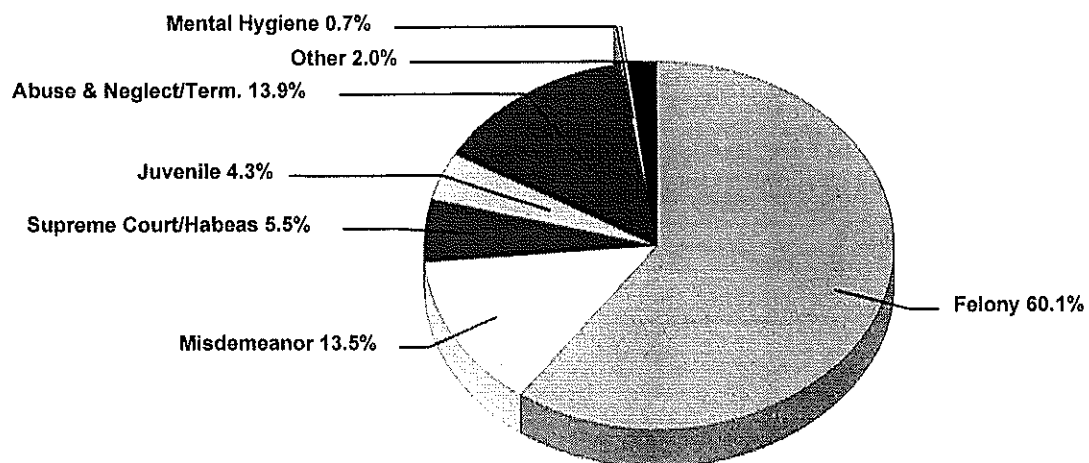
Paternity, Parole/Probation Rev., Mag. Ct.,  
Mandamus/Prohibition, Extradition,  
Contempt, Fugitive, Other

---

<b>TOTAL EXPENSES PAID</b>	<b>\$1,307,191.72</b>
----------------------------	-----------------------

---

## APPOINTED COUNSEL EXPENSES PAID FY 2000 BY CASE TYPE



**WEST VIRGINIA PUBLIC DEFENDER SERVICES  
 APPOINTED COUNSEL EXPENSES PAID BY CASE TYPE  
 FISCAL YEAR 2000**

CIRCUIT	FELONY	MISD	MENTAL HYGIENE	JUVENILE	PAT.	PAROLE		TERM ABUSE	HABEAS SUP. CT.	OTHER	TOTAL EXPENSES
						PROB	REV				
01	CIRCUIT	\$16,561.01	\$1,419.49	\$570.13	\$0.00	\$209.61	\$19,115.52	\$137.65	\$1,359.26	\$41,065.15	
02	CIRCUIT	\$5,857.41	\$71.76	\$192.32	\$0.00	\$152.70	\$4,497.15	\$62.30	\$19.16	\$11,061.18	
03	CIRCUIT	\$90,319.78	\$117.18	\$5,920.90	\$0.00	\$39.68	\$9,474.15	\$3,584.48	\$1,379.39	\$127,285.40	
04	CIRCUIT	\$130,022.61	\$1,715.67	\$18,190.82	\$0.00	\$3,787.50	\$46,727.22	\$19,243.26	\$1,662.99	\$299,737.30	
05	CIRCUIT	\$2,439.27	\$46.57	\$690.80	\$0.00	\$0.00	\$1,425.04	\$90.49	\$49.67	\$5,499.60	
06	CIRCUIT	\$16,137.58	\$0.00	\$731.44	\$0.00	\$22.19	\$10,892.32	\$1,518.37	\$0.00	\$29,543.75	
07	CIRCUIT	\$8,941.94	\$0.00	\$737.72	\$0.00	\$46.22	\$3,224.32	\$563.79	\$428.41	\$19,124.73	
08	CIRCUIT	\$18,358.20	\$0.00	\$30.74	\$0.00	\$4.32	\$735.71	\$0.00	\$0.00	\$19,556.94	
09	CIRCUIT	\$31,301.89	\$4,898.00	\$974.89	\$0.00	\$121.58	\$5,942.75	\$4,209.85	\$1,245.80	\$48,727.56	
10	CIRCUIT	\$1,858.73	\$169.20	\$6,484.69	\$0.00	\$5.97	\$6,093.29	\$1,234.04	\$19.64	\$16,238.94	
11	CIRCUIT	\$44,618.59	\$79.36	\$32.09	\$0.00	\$155.85	\$2,082.26	\$1,329.06	\$139.34	\$52,845.34	
12	CIRCUIT	\$3,941.07	\$0.00	\$228.18	\$0.00	\$0.00	\$573.46	\$707.33	\$153.88	\$5,913.06	
13	CIRCUIT	\$47,892.80	\$221.38	\$1,784.48	\$0.00	\$553.81	\$4,913.24	\$10,447.88	\$2,869.18	\$72,868.55	
14	CIRCUIT	\$17,808.10	\$218.71	\$2,747.62	\$142.30	\$761.81	\$11,614.70	\$752.22	\$1,314.91	\$42,002.03	
15	CIRCUIT	\$18,091.53	\$1.10	\$268.69	\$0.00	\$50.64	\$3,976.39	\$713.67	\$0.00	\$23,436.75	
16	CIRCUIT	\$63,389.86	\$32.93	\$1,494.08	\$0.00	\$1,461.31	\$1,603.59	\$7,108.74	\$69.85	\$77,472.65	
17	CIRCUIT	\$27,348.29	\$194.92	\$992.43	\$0.00	\$56.83	\$5,780.40	\$599.08	\$217.17	\$41,708.74	
18	CIRCUIT	\$7,483.30	\$0.00	\$2,022.89	\$0.00	\$92.09	\$6,588.56	\$837.96	\$340.26	\$19,617.88	
19	CIRCUIT	\$3,656.97	\$0.00	\$475.12	\$0.00	\$0.00	\$723.02	\$15.00	\$0.00	\$6,441.26	
20	CIRCUIT	\$6,772.83	\$29.24	\$1,548.26	\$0.00	\$55.36	\$2,206.14	\$2,766.22	\$61.77	\$26,169.10	
21	CIRCUIT	\$7,162.16	\$10.80	\$618.93	\$0.00	\$484.80	\$1,936.53	\$132.20	\$244.75	\$11,583.85	
22	CIRCUIT	\$19,825.34	\$21.01	\$2,134.04	\$0.00	\$245.56	\$8,561.78	\$1,115.91	\$2,111.39	\$38,492.70	
23	CIRCUIT	\$59,175.56	\$471.45	\$1,593.42	\$0.00	\$313.58	\$3,531.49	\$4,977.58	\$25.78	\$70,341.36	
24	CIRCUIT	\$1,908.10	\$232.50	\$547.12	\$0.00	\$23.60	\$3,568.86	\$1,396.75	\$76.97	\$7,889.55	
25	CIRCUIT	\$60,103.44	\$213.79	\$1,768.61	\$0.00	\$311.54	\$2,296.08	\$898.60	\$434.43	\$69,357.95	
26	CIRCUIT	\$11,087.21	\$3,436.33	\$580.01	\$0.00	\$480.67	\$5,391.79	\$4,194.26	\$217.29	\$29,997.61	
27	CIRCUIT	\$4,193.28	\$24.84	\$240.42	\$0.00	\$12.00	\$877.96	\$0.00	\$31.63	\$6,434.64	
28	CIRCUIT	\$4,061.91	\$0.00	\$34.72	\$0.00	\$0.00	\$442.73	\$205.64	\$7.75	\$5,007.45	
29	CIRCUIT	\$18,839.88	\$63.27	\$976.91	\$0.00	\$112.93	\$839.49	\$2,593.55	\$548.75	\$26,000.12	
30	CIRCUIT	\$9,320.53	\$6.10	\$118.50	\$0.00	\$66.48	\$649.91	\$921.22	\$464.98	\$12,750.97	
31	CIRCUIT	\$27,469.44	\$100.44	\$1,420.74	\$0.00	\$286.87	\$5,582.52	\$0.00	\$223.23	\$43,019.61	
<b>STATE TOTAL</b>		<b>\$785,948.61</b>	<b>\$8,635.35</b>	<b>\$56,151.71</b>	<b>\$142.30</b>	<b>\$9,915.50</b>	<b>\$181,868.37</b>	<b>\$72,357.10</b>	<b>\$15,717.63</b>	<b>\$1,307,191.72</b>	

**WEST VIRGINIA PUBLIC DEFENDER SERVICES  
 APPOINTED COUNSEL EXPENSES PAID BY CASE TYPE  
 FISCAL YEAR 2000**

CIRCUIT	FELONY	MISD	MENTAL HYGIENE	JUVENILE	PAT.	PAROLE PROBAT REV	TERM ABUSE	HABEAS SUP. CT.	OTHER	TOTAL EXPENSES
<b>01 CIRCUIT</b>										
BROOKE	\$10,520.91	\$247.65	\$721.99	\$160.21	\$0.00	\$195.93	\$43.15	\$0.00	\$1,347.91	\$13,237.75
HANCOCK	\$938.80	\$315.63	\$697.50	\$205.07	\$0.00	\$0.00	\$2,202.13	\$51.38	\$8.37	\$4,418.88
OHIO	\$5,101.30	\$1,129.20	\$0.00	\$204.85	\$0.00	\$13.68	\$16,870.24	\$86.27	\$2.98	\$23,408.52
<b>CIRCUIT TOTAL</b>	<b>\$16,561.01</b>	<b>\$1,692.48</b>	<b>\$1,419.49</b>	<b>\$570.13</b>	<b>\$0.00</b>	<b>\$209.61</b>	<b>\$19,115.52</b>	<b>\$137.65</b>	<b>\$1,359.26</b>	<b>\$41,065.15</b>
<b>02 CIRCUIT</b>										
MARSHALL	\$4,336.04	\$36.85	\$0.00	\$16.40	\$0.00	\$0.00	\$140.69	\$62.30	\$1.20	\$4,593.48
TYLER	\$161.19	\$33.91	\$42.12	\$55.68	\$0.00	\$88.92	\$431.56	\$0.00	\$0.00	\$813.38
WEITZEL	\$1,360.18	\$137.62	\$29.64	\$120.24	\$0.00	\$63.78	\$3,924.90	\$0.00	\$17.96	\$5,654.32
<b>CIRCUIT TOTAL</b>	<b>\$5,857.41</b>	<b>\$208.38</b>	<b>\$71.76</b>	<b>\$192.32</b>	<b>\$0.00</b>	<b>\$152.70</b>	<b>\$4,497.15</b>	<b>\$62.30</b>	<b>\$19.16</b>	<b>\$11,061.18</b>
<b>03 CIRCUIT</b>										
DODDRIDGE	\$44,218.64	\$5,852.61	\$110.36	\$1,803.14	\$0.00	\$39.68	\$2,879.44	\$12.40	\$4.93	\$54,921.20
PLEASANTS	\$3,474.49	\$3,760.06	\$0.00	\$1,055.62	\$0.00	\$0.00	\$1,986.21	\$3,460.58	\$729.13	\$14,466.09
RITCHIE	\$42,626.65	\$6,837.17	\$6.82	\$3,062.14	\$0.00	\$0.00	\$4,608.50	\$111.50	\$645.33	\$57,898.11
<b>CIRCUIT TOTAL</b>	<b>\$90,319.78</b>	<b>\$16,449.84</b>	<b>\$117.18</b>	<b>\$5,920.90</b>	<b>\$0.00</b>	<b>\$39.68</b>	<b>\$9,474.15</b>	<b>\$3,584.48</b>	<b>\$1,379.39</b>	<b>\$127,285.40</b>
<b>04 CIRCUIT</b>										
WIRT	\$8,480.75	\$2,265.95	\$31.60	\$154.66	\$0.00	\$611.69	\$5,061.23	\$2,837.69	\$65.61	\$19,509.18
WOOD	\$121,541.86	\$76,121.28	\$1,684.07	\$18,036.16	\$0.00	\$3,175.81	\$41,665.99	\$16,405.57	\$1,597.38	\$280,228.12
<b>CIRCUIT TOTAL</b>	<b>\$130,022.61</b>	<b>\$78,387.23</b>	<b>\$1,715.67</b>	<b>\$18,190.82</b>	<b>\$0.00</b>	<b>\$3,787.50</b>	<b>\$46,727.22</b>	<b>\$19,243.26</b>	<b>\$1,662.99</b>	<b>\$299,737.30</b>
<b>05 CIRCUIT</b>										
CALHOUN	\$355.62	\$15.50	\$0.00	\$77.81	\$0.00	\$0.00	\$33.48	\$0.00	\$0.00	\$482.41
JACKSON	\$1,845.18	\$679.94	\$46.57	\$461.25	\$0.00	\$0.00	\$1,229.75	\$90.49	\$32.59	\$4,385.77
ROANE	\$238.47	\$62.32	\$0.00	\$151.74	\$0.00	\$0.00	\$161.81	\$0.00	\$17.08	\$631.42
<b>CIRCUIT TOTAL</b>	<b>\$2,439.27</b>	<b>\$757.76</b>	<b>\$46.57</b>	<b>\$690.80</b>	<b>\$0.00</b>	<b>\$0.00</b>	<b>\$1,425.04</b>	<b>\$90.49</b>	<b>\$49.67</b>	<b>\$5,499.60</b>
<b>06 CIRCUIT</b>										
CABELL	\$16,137.58	\$241.85	\$0.00	\$731.44	\$0.00	\$22.19	\$10,892.32	\$1,518.37	\$0.00	\$29,543.75
<b>CIRCUIT TOTAL</b>	<b>\$16,137.58</b>	<b>\$241.85</b>	<b>\$0.00</b>	<b>\$731.44</b>	<b>\$0.00</b>	<b>\$22.19</b>	<b>\$10,892.32</b>	<b>\$1,518.37</b>	<b>\$0.00</b>	<b>\$29,543.75</b>
<b>07 CIRCUIT</b>										
LOGAN	\$8,941.94	\$5,182.33	\$0.00	\$737.72	\$0.00	\$46.22	\$3,224.32	\$563.79	\$428.41	\$19,124.73
<b>CIRCUIT TOTAL</b>	<b>\$8,941.94</b>	<b>\$5,182.33</b>	<b>\$0.00</b>	<b>\$737.72</b>	<b>\$0.00</b>	<b>\$46.22</b>	<b>\$3,224.32</b>	<b>\$563.79</b>	<b>\$428.41</b>	<b>\$19,124.73</b>

**WEST VIRGINIA PUBLIC DEFENDER SERVICES  
 APPOINTED COUNSEL EXPENSES PAID BY CASE TYPE  
 FISCAL YEAR 2000**

CIRCUIT	FELONY	MISD	MENTAL HYGIENE	JUVENILE	PAT.	PAROLE PROBAT REV	TERM ABUSE	HABEAS SUP. CT.	OTHER	TOTAL EXPENSES
<b>08 CIRCUIT</b>										
MCDOWELL	\$18,358.20	\$427.97	\$0.00	\$30.74	\$0.00	\$4.32	\$735.71	\$0.00	\$0.00	\$19,556.94
<b>CIRCUIT TOTAL</b>	<b>\$18,358.20</b>	<b>\$427.97</b>	<b>\$0.00</b>	<b>\$30.74</b>	<b>\$0.00</b>	<b>\$4.32</b>	<b>\$735.71</b>	<b>\$0.00</b>	<b>\$0.00</b>	<b>\$19,556.94</b>
<b>09 CIRCUIT</b>										
MERCER	\$31,301.89	\$4,898.00	\$32.80	\$974.89	\$0.00	\$121.58	\$5,942.75	\$4,209.85	\$1,245.80	\$48,727.56
<b>CIRCUIT TOTAL</b>	<b>\$31,301.89</b>	<b>\$4,898.00</b>	<b>\$32.80</b>	<b>\$974.89</b>	<b>\$0.00</b>	<b>\$121.58</b>	<b>\$5,942.75</b>	<b>\$4,209.85</b>	<b>\$1,245.80</b>	<b>\$48,727.56</b>
<b>10 CIRCUIT</b>										
RALEIGH	\$1,858.73	\$373.38	\$169.20	\$6,484.69	\$0.00	\$5.97	\$6,093.29	\$1,234.04	\$19.64	\$16,238.94
<b>CIRCUIT TOTAL</b>	<b>\$1,858.73</b>	<b>\$373.38</b>	<b>\$169.20</b>	<b>\$6,484.69</b>	<b>\$0.00</b>	<b>\$5.97</b>	<b>\$6,093.29</b>	<b>\$1,234.04</b>	<b>\$19.64</b>	<b>\$16,238.94</b>
<b>11 CIRCUIT</b>										
GREENBRIER	\$44,234.57	\$4,342.76	\$79.36	\$32.09	\$0.00	\$155.85	\$1,691.32	\$782.16	\$116.84	\$51,434.95
POCAHONTAS	\$384.02	\$66.03	\$0.00	\$0.00	\$0.00	\$0.00	\$390.94	\$546.90	\$22.50	\$1,410.39
<b>CIRCUIT TOTAL</b>	<b>\$44,618.59</b>	<b>\$4,408.79</b>	<b>\$79.36</b>	<b>\$32.09</b>	<b>\$0.00</b>	<b>\$155.85</b>	<b>\$2,082.26</b>	<b>\$1,329.06</b>	<b>\$139.34</b>	<b>\$52,845.34</b>
<b>12 CIRCUIT</b>										
FAYETTE	\$3,941.07	\$309.14	\$0.00	\$228.18	\$0.00	\$0.00	\$573.46	\$707.33	\$153.88	\$5,913.06
<b>CIRCUIT TOTAL</b>	<b>\$3,941.07</b>	<b>\$309.14</b>	<b>\$0.00</b>	<b>\$228.18</b>	<b>\$0.00</b>	<b>\$0.00</b>	<b>\$573.46</b>	<b>\$707.33</b>	<b>\$153.88</b>	<b>\$5,913.06</b>
<b>13 CIRCUIT</b>										
KANAWHA	\$47,892.80	\$4,185.78	\$221.38	\$1,784.48	\$0.00	\$553.81	\$4,913.24	\$10,447.88	\$2,869.18	\$72,868.55
<b>CIRCUIT TOTAL</b>	<b>\$47,892.80</b>	<b>\$4,185.78</b>	<b>\$221.38</b>	<b>\$1,784.48</b>	<b>\$0.00</b>	<b>\$553.81</b>	<b>\$4,913.24</b>	<b>\$10,447.88</b>	<b>\$2,869.18</b>	<b>\$72,868.55</b>
<b>14 CIRCUIT</b>										
BRAXTON	\$4,149.04	\$1,197.61	\$129.24	\$668.40	\$142.30	\$201.90	\$1,529.08	\$81.43	\$370.90	\$8,469.90
CLAY	\$6,688.16	\$3,309.59	\$89.47	\$1,506.42	\$0.00	\$342.15	\$7,298.19	\$259.04	\$816.81	\$20,309.83
GILMER	\$1,858.28	\$1,069.58	\$0.00	\$0.00	\$0.00	\$0.00	\$1,427.46	\$269.85	\$127.20	\$4,752.37
WEBSTER	\$5,112.62	\$1,064.88	\$0.00	\$572.80	\$0.00	\$217.76	\$1,359.97	\$141.90	\$0.00	\$8,469.93
<b>CIRCUIT TOTAL</b>	<b>\$17,808.10</b>	<b>\$6,641.66</b>	<b>\$218.71</b>	<b>\$2,747.62</b>	<b>\$142.30</b>	<b>\$761.81</b>	<b>\$11,614.70</b>	<b>\$752.22</b>	<b>\$1,314.91</b>	<b>\$42,002.03</b>
<b>15 CIRCUIT</b>										
HARRISON	\$18,091.53	\$334.73	\$1.10	\$268.69	\$0.00	\$50.64	\$3,976.39	\$713.67	\$0.00	\$23,436.75
<b>CIRCUIT TOTAL</b>	<b>\$18,091.53</b>	<b>\$334.73</b>	<b>\$1.10</b>	<b>\$268.69</b>	<b>\$0.00</b>	<b>\$50.64</b>	<b>\$3,976.39</b>	<b>\$713.67</b>	<b>\$0.00</b>	<b>\$23,436.75</b>
<b>16 CIRCUIT</b>										
MARION	\$63,389.86	\$2,312.29	\$32.93	\$1,494.08	\$0.00	\$1,461.31	\$1,603.59	\$7,108.74	\$69.85	\$77,472.65
<b>CIRCUIT TOTAL</b>	<b>\$63,389.86</b>	<b>\$2,312.29</b>	<b>\$32.93</b>	<b>\$1,494.08</b>	<b>\$0.00</b>	<b>\$1,461.31</b>	<b>\$1,603.59</b>	<b>\$7,108.74</b>	<b>\$69.85</b>	<b>\$77,472.65</b>

**WEST VIRGINIA PUBLIC DEFENDER SERVICES  
 APPOINTED COUNSEL EXPENSES PAID BY CASE TYPE  
 FISCAL YEAR 2000**

CIRCUIT	FELONY	MISD	MENTAL HYGIENE	JUVENILE	PAT.	PAROLE		TERM ABUSE	HABEAS SUP. CT.	OTHER	TOTAL EXPENSES
						PROBAT REV	PROB				
<b>17 CIRCUIT</b>											
MONONGALIA	\$27,348.29	\$6,519.62	\$194.92	\$992.43	\$0.00	\$56.83	\$5,780.40	\$599.08	\$217.17	\$41,708.74	
<b>CIRCUIT TOTAL</b>	<b>\$27,348.29</b>	<b>\$6,519.62</b>	<b>\$194.92</b>	<b>\$992.43</b>	<b>\$0.00</b>	<b>\$56.83</b>	<b>\$5,780.40</b>	<b>\$599.08</b>	<b>\$217.17</b>	<b>\$41,708.74</b>	
<b>18 CIRCUIT</b>											
PRESTON	\$7,483.30	\$2,252.82	\$0.00	\$2,022.89	\$0.00	\$92.09	\$6,588.56	\$837.96	\$340.26	\$19,617.88	
<b>CIRCUIT TOTAL</b>	<b>\$7,483.30</b>	<b>\$2,252.82</b>	<b>\$0.00</b>	<b>\$2,022.89</b>	<b>\$0.00</b>	<b>\$92.09</b>	<b>\$6,588.56</b>	<b>\$837.96</b>	<b>\$340.26</b>	<b>\$19,617.88</b>	
<b>19 CIRCUIT</b>											
BARBOUR	\$48.84	\$460.72	\$0.00	\$225.00	\$0.00	\$0.00	\$406.07	\$0.00	\$0.00	\$1,140.63	
TAYLOR	\$3,608.13	\$1,110.43	\$0.00	\$250.12	\$0.00	\$0.00	\$316.95	\$15.00	\$0.00	\$5,300.63	
<b>CIRCUIT TOTAL</b>	<b>\$3,656.97</b>	<b>\$1,571.15</b>	<b>\$0.00</b>	<b>\$475.12</b>	<b>\$0.00</b>	<b>\$0.00</b>	<b>\$723.02</b>	<b>\$15.00</b>	<b>\$0.00</b>	<b>\$6,441.26</b>	
<b>20 CIRCUIT</b>											
RANDOLPH	\$6,772.83	\$12,729.28	\$29.24	\$1,548.26	\$0.00	\$55.36	\$2,206.14	\$2,766.22	\$61.77	\$26,169.10	
<b>CIRCUIT TOTAL</b>	<b>\$6,772.83</b>	<b>\$12,729.28</b>	<b>\$29.24</b>	<b>\$1,548.26</b>	<b>\$0.00</b>	<b>\$55.36</b>	<b>\$2,206.14</b>	<b>\$2,766.22</b>	<b>\$61.77</b>	<b>\$26,169.10</b>	
<b>21 CIRCUIT</b>											
GRANT	\$3,767.16	\$341.20	\$0.00	\$424.49	\$0.00	\$151.56	\$1,563.46	\$0.00	\$155.96	\$6,403.83	
MINERAL	\$2,972.27	\$303.62	\$10.80	\$188.44	\$0.00	\$146.02	\$243.80	\$132.20	\$49.89	\$4,047.04	
TUCKER	\$422.73	\$348.86	\$0.00	\$6.00	\$0.00	\$187.22	\$129.27	\$0.00	\$38.90	\$1,132.98	
<b>CIRCUIT TOTAL</b>	<b>\$7,162.16</b>	<b>\$993.68</b>	<b>\$10.80</b>	<b>\$618.93</b>	<b>\$0.00</b>	<b>\$484.80</b>	<b>\$1,936.53</b>	<b>\$132.20</b>	<b>\$244.75</b>	<b>\$11,583.85</b>	
<b>22 CIRCUIT</b>											
HAMPSHIRE	\$8,584.68	\$1,191.50	\$3.10	\$242.95	\$0.00	\$0.00	\$3,799.78	\$0.00	\$43.94	\$13,865.95	
HARDY	\$6,882.20	\$3,207.43	\$17.91	\$1,606.09	\$0.00	\$78.81	\$3,019.24	\$739.87	\$70.77	\$15,622.32	
PENDLETON	\$4,358.46	\$78.74	\$0.00	\$285.00	\$0.00	\$166.75	\$1,742.76	\$376.04	\$1,996.68	\$9,004.43	
<b>CIRCUIT TOTAL</b>	<b>\$19,825.34</b>	<b>\$4,477.67</b>	<b>\$21.01</b>	<b>\$2,134.04</b>	<b>\$0.00</b>	<b>\$245.56</b>	<b>\$8,561.78</b>	<b>\$1,115.91</b>	<b>\$2,111.39</b>	<b>\$38,492.70</b>	
<b>23 CIRCUIT</b>											
BERKELEY	\$45,629.00	\$177.03	\$172.77	\$1,264.45	\$0.00	\$228.58	\$1,449.65	\$3,476.67	\$8.73	\$52,406.88	
JEFFERSON	\$12,127.60	\$193.49	\$79.73	\$276.50	\$0.00	\$0.00	\$1,977.86	\$1,464.10	\$17.05	\$16,136.33	
MORGAN	\$1,418.96	\$100.93	\$0.00	\$52.47	\$0.00	\$85.00	\$103.98	\$36.81	\$0.00	\$1,798.15	
<b>CIRCUIT TOTAL</b>	<b>\$59,175.56</b>	<b>\$471.45</b>	<b>\$252.50</b>	<b>\$1,593.42</b>	<b>\$0.00</b>	<b>\$313.58</b>	<b>\$3,531.49</b>	<b>\$4,977.58</b>	<b>\$25.78</b>	<b>\$70,341.36</b>	
<b>24 CIRCUIT</b>											
WAYNE	\$1,908.10	\$212.19	\$155.96	\$547.12	\$0.00	\$23.60	\$3,568.86	\$1,396.75	\$76.97	\$7,889.55	
<b>CIRCUIT TOTAL</b>	<b>\$1,908.10</b>	<b>\$212.19</b>	<b>\$155.96</b>	<b>\$547.12</b>	<b>\$0.00</b>	<b>\$23.60</b>	<b>\$3,568.86</b>	<b>\$1,396.75</b>	<b>\$76.97</b>	<b>\$7,889.55</b>	

**WEST VIRGINIA PUBLIC DEFENDER SERVICES  
 APPOINTED COUNSEL EXPENSES PAID BY CASE TYPE  
 FISCAL YEAR 2000**

CIRCUIT	FELONY	MISD	MENTAL HYGIENE	JUVENILE	PAT.	PAROLE PROBAT REV	TERM ABUSE	HABEAS SUP. CT.	OTHER	TOTAL EXPENSES
<b>25 CIRCUIT</b>										
BOONE	\$22,158.29	\$1,168.10	\$0.00	\$2.90	\$0.00	\$156.56	\$120.23	\$896.96	\$224.45	\$24,727.49
LINCOLN	\$37,945.15	\$2,163.36	\$213.79	\$1,765.71	\$0.00	\$154.98	\$2,175.85	\$1.64	\$209.98	\$44,630.46
<b>CIRCUIT TOTAL</b>	<b>\$60,103.44</b>	<b>\$3,331.46</b>	<b>\$213.79</b>	<b>\$1,768.61</b>	<b>\$0.00</b>	<b>\$311.54</b>	<b>\$2,296.08</b>	<b>\$898.60</b>	<b>\$434.43</b>	<b>\$69,357.95</b>
<b>26 CIRCUIT</b>										
LEWIS	\$3,004.10	\$2,043.24	\$3,399.08	\$101.63	\$0.00	\$34.61	\$2,655.86	\$94.46	\$83.34	\$11,416.32
UPSHUR	\$8,083.11	\$2,566.81	\$37.25	\$478.38	\$0.00	\$446.06	\$2,735.93	\$4,099.80	\$133.95	\$18,581.29
<b>CIRCUIT TOTAL</b>	<b>\$11,087.21</b>	<b>\$4,610.05</b>	<b>\$3,436.33</b>	<b>\$580.01</b>	<b>\$0.00</b>	<b>\$480.67</b>	<b>\$5,391.79</b>	<b>\$4,194.26</b>	<b>\$217.29</b>	<b>\$29,997.61</b>
<b>27 CIRCUIT</b>										
WYOMING	\$4,193.28	\$1,054.51	\$24.84	\$240.42	\$0.00	\$12.00	\$877.96	\$0.00	\$31.63	\$6,434.64
<b>CIRCUIT TOTAL</b>	<b>\$4,193.28</b>	<b>\$1,054.51</b>	<b>\$24.84</b>	<b>\$240.42</b>	<b>\$0.00</b>	<b>\$12.00</b>	<b>\$877.96</b>	<b>\$0.00</b>	<b>\$31.63</b>	<b>\$6,434.64</b>
<b>28 CIRCUIT</b>										
NICHOLAS	\$4,061.91	\$254.70	\$0.00	\$34.72	\$0.00	\$0.00	\$442.73	\$205.64	\$7.75	\$5,007.45
<b>CIRCUIT TOTAL</b>	<b>\$4,061.91</b>	<b>\$254.70</b>	<b>\$0.00</b>	<b>\$34.72</b>	<b>\$0.00</b>	<b>\$0.00</b>	<b>\$442.73</b>	<b>\$205.64</b>	<b>\$7.75</b>	<b>\$5,007.45</b>
<b>29 CIRCUIT</b>										
MASON	\$7,088.68	\$384.41	\$4.80	\$243.41	\$0.00	\$40.15	\$45.62	\$2,593.05	\$481.00	\$10,881.12
PUTNAM	\$11,751.20	\$1,640.93	\$58.47	\$733.50	\$0.00	\$72.78	\$793.87	\$0.50	\$67.75	\$15,119.00
<b>CIRCUIT TOTAL</b>	<b>\$18,839.88</b>	<b>\$2,025.34</b>	<b>\$63.27</b>	<b>\$976.91</b>	<b>\$0.00</b>	<b>\$112.93</b>	<b>\$839.49</b>	<b>\$2,593.55</b>	<b>\$548.75</b>	<b>\$26,000.12</b>
<b>30 CIRCUIT</b>										
MINGO	\$9,320.53	\$1,203.25	\$6.10	\$118.50	\$0.00	\$66.48	\$649.91	\$921.22	\$464.98	\$12,750.97
<b>CIRCUIT TOTAL</b>	<b>\$9,320.53</b>	<b>\$1,203.25</b>	<b>\$6.10</b>	<b>\$118.50</b>	<b>\$0.00</b>	<b>\$66.48</b>	<b>\$649.91</b>	<b>\$921.22</b>	<b>\$464.98</b>	<b>\$12,750.97</b>
<b>31 CIRCUIT</b>										
MONROE	\$2,760.31	\$4,805.62	\$22.32	\$965.40	\$0.00	\$2.33	\$3,377.68	\$0.00	\$210.23	\$12,143.89
SUMMERS	\$24,709.13	\$3,130.75	\$78.12	\$455.34	\$0.00	\$284.54	\$2,204.84	\$0.00	\$13.00	\$30,875.72
<b>CIRCUIT TOTAL</b>	<b>\$27,469.44</b>	<b>\$7,936.37</b>	<b>\$100.44</b>	<b>\$1,420.74</b>	<b>\$0.00</b>	<b>\$286.87</b>	<b>\$5,582.52</b>	<b>\$0.00</b>	<b>\$223.23</b>	<b>\$43,019.61</b>
<b>STATE TOTAL</b>	<b>\$785,948.61</b>	<b>\$176,455.15</b>	<b>\$8,635.35</b>	<b>\$56,151.71</b>	<b>\$142.30</b>	<b>\$9,915.50</b>	<b>\$181,868.37</b>	<b>\$72,357.10</b>	<b>\$15,717.63</b>	<b>\$1,307,191.72</b>

## APPOINTED COUNSEL DIRECT EXPENSE CLAIMS PAID IN FY 2000

Felony	505
Misdemeanor	249
Supreme Court/Habeas	51
Juvenile	60
Abuse & Neglect/Term.	130
Mental Hygiene	2
Other	18

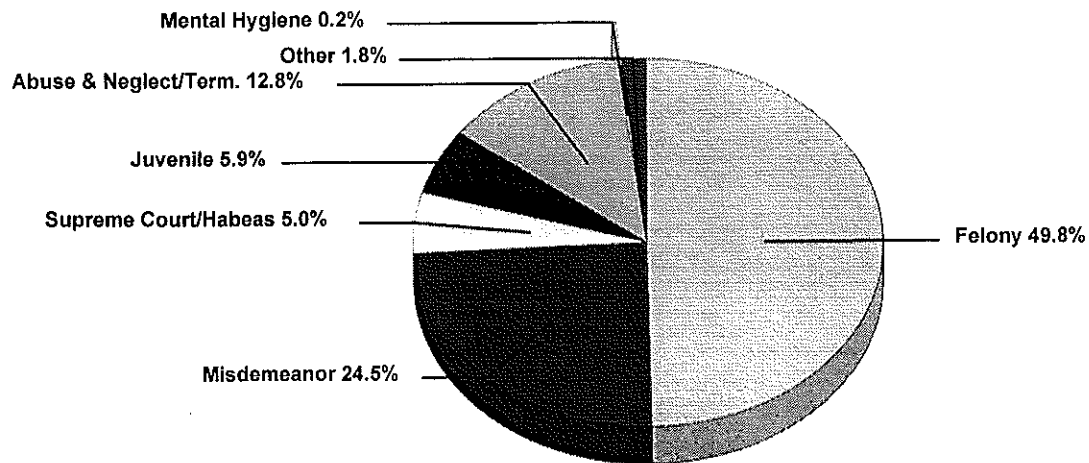
Paternity, Parole/Probation Rev., Mag. Ct.  
Mandamus/Prohibition, Extradition,  
Contempt, Fugitive, Other

---

<b>TOTAL CLAIMS PAID</b>	<b>1,015</b>
--------------------------	--------------

---

## APPOINTED COUNSEL DIRECT EXPENSE CLAIMS PAID FY 2000 BY CASE TYPE



**WEST VIRGINIA PUBLIC DEFENDER SERVICES  
 TOTAL DIRECT EXPENSE CLAIMS PAID FY 2000**

<b>CIRCUIT COUNTY</b>	<b>FELONY</b>	<b>MISD.</b>	<b>MENTAL HYGIENE</b>	<b>JUVENILE</b>	<b>PAROLE PROBAT REV</b>	<b>TERM ABUSE</b>	<b>HABEAS SUP. CT.</b>	<b>OTHER</b>	<b>TOTAL CLAIMS</b>
01 CIRCUIT TOTAL	8	0	0	0	0	5	0	2	15
02 CIRCUIT TOTAL	1	0	0	0	0	0	0	0	1
03 CIRCUIT TOTAL	64	32	0	11	0	18	9	0	134
04 CIRCUIT TOTAL	177	169	2	36	8	65	29	1	487
05 CIRCUIT TOTAL	1	0	0	0	0	2	0	0	3
06 CIRCUIT TOTAL	10	0	0	0	0	3	1	0	14
07 CIRCUIT TOTAL	2	2	0	0	0	1	0	0	5
08 CIRCUIT TOTAL	8	0	0	0	0	1	0	0	9
09 CIRCUIT TOTAL	35	8	0	1	0	3	1	1	49
10 CIRCUIT TOTAL	0	0	0	4	0	2	0	0	6
11 CIRCUIT TOTAL	1	1	0	0	0	0	0	0	2
12 CIRCUIT TOTAL	1	0	0	0	0	0	0	0	1
13 CIRCUIT TOTAL	38	1	0	2	1	7	1	2	52
14 CIRCUIT TOTAL	10	1	0	0	0	2	1	0	14
15 CIRCUIT TOTAL	5	0	0	0	0	1	0	0	6
16 CIRCUIT TOTAL	22	1	0	2	1	1	3	0	30
17 CIRCUIT TOTAL	27	3	0	0	0	1	0	0	31
18 CIRCUIT TOTAL	6	1	0	0	0	0	0	0	7
19 CIRCUIT TOTAL	1	1	0	1	0	0	0	0	3
20 CIRCUIT TOTAL	7	14	0	1	0	3	1	0	26
21 CIRCUIT TOTAL	2	0	0	0	0	0	0	0	2
22 CIRCUIT TOTAL	1	2	0	0	0	1	0	0	4
23 CIRCUIT TOTAL	10	0	0	1	0	0	0	0	11
24 CIRCUIT TOTAL	0	0	0	0	0	1	0	0	1
25 CIRCUIT TOTAL	17	2	0	0	0	1	0	0	20
26 CIRCUIT TOTAL	10	3	0	0	0	5	3	0	21
27 CIRCUIT TOTAL	3	0	0	0	0	0	0	0	3
28 CIRCUIT TOTAL	3	0	0	0	0	0	0	0	3
29 CIRCUIT TOTAL	6	0	0	0	0	0	1	1	8
30 CIRCUIT TOTAL	9	0	0	0	0	0	1	0	10
31 CIRCUIT TOTAL	20	8	0	1	0	7	0	1	37
<b>STATE TOTAL</b>	<b>505</b>	<b>249</b>	<b>2</b>	<b>60</b>	<b>10</b>	<b>130</b>	<b>51</b>	<b>8</b>	<b>1,015</b>

**WEST VIRGINIA PUBLIC DEFENDER SERVICES  
 TOTAL DIRECT EXPENSE CLAIMS PAID FY 2000**

CIRCUIT COUNTY	FELONY	MISD.	MENTAL HYGIENE	JUVENILE	PAROLE PROBATION REV	TERM ABUSE	HABEAS SUP. CT.	OTHER	TOTAL CLAIMS
<b>01 CIRCUIT</b>									
BROOKE	1	0	0	0	0	0	0	2	3
HANCOCK	1	0	0	0	0	1	0	0	2
OHIO	6	0	0	0	0	4	0	0	10
<b>CIRCUIT TOTAL</b>	<b>8</b>	<b>0</b>	<b>0</b>	<b>0</b>	<b>0</b>	<b>5</b>	<b>0</b>	<b>2</b>	<b>15</b>
<b>02 CIRCUIT</b>									
WETZEL	1	0	0	0	0	0	0	0	1
<b>CIRCUIT TOTAL</b>	<b>1</b>	<b>0</b>	<b>0</b>	<b>0</b>	<b>0</b>	<b>0</b>	<b>0</b>	<b>0</b>	<b>1</b>
<b>03 CIRCUIT</b>									
DODDRIDGE	27	11	0	2	0	4	0	0	44
PLEASANTS	6	6	0	3	0	3	9	0	27
RITCHIE	31	15	0	6	0	11	0	0	63
<b>CIRCUIT TOTAL</b>	<b>64</b>	<b>32</b>	<b>0</b>	<b>11</b>	<b>0</b>	<b>18</b>	<b>9</b>	<b>0</b>	<b>134</b>
<b>04 CIRCUIT</b>									
WIRT	9	3	0	0	1	9	7	0	29
WOOD	168	166	2	36	7	56	22	1	458
<b>CIRCUIT TOTAL</b>	<b>177</b>	<b>169</b>	<b>2</b>	<b>36</b>	<b>8</b>	<b>65</b>	<b>29</b>	<b>1</b>	<b>487</b>
<b>05 CIRCUIT</b>									
JACKSON	0	0	0	0	0	2	0	0	2
ROANE	1	0	0	0	0	0	0	0	1
<b>CIRCUIT TOTAL</b>	<b>1</b>	<b>0</b>	<b>0</b>	<b>0</b>	<b>0</b>	<b>2</b>	<b>0</b>	<b>0</b>	<b>3</b>
<b>06 CIRCUIT</b>									
CABELL	10	0	0	0	0	3	1	0	14
<b>CIRCUIT TOTAL</b>	<b>10</b>	<b>0</b>	<b>0</b>	<b>0</b>	<b>0</b>	<b>3</b>	<b>1</b>	<b>0</b>	<b>14</b>
<b>07 CIRCUIT</b>									
LOGAN	2	2	0	0	0	1	0	0	5
<b>CIRCUIT TOTAL</b>	<b>2</b>	<b>2</b>	<b>0</b>	<b>0</b>	<b>0</b>	<b>1</b>	<b>0</b>	<b>0</b>	<b>5</b>
<b>08 CIRCUIT</b>									
MCDOWELL	8	0	0	0	0	1	0	0	9
<b>CIRCUIT TOTAL</b>	<b>8</b>	<b>0</b>	<b>0</b>	<b>0</b>	<b>0</b>	<b>1</b>	<b>0</b>	<b>0</b>	<b>9</b>
<b>09 CIRCUIT</b>									
MERCER	35	8	0	1	0	3	1	1	49
<b>CIRCUIT TOTAL</b>	<b>35</b>	<b>8</b>	<b>0</b>	<b>1</b>	<b>0</b>	<b>3</b>	<b>1</b>	<b>1</b>	<b>49</b>
<b>10 CIRCUIT</b>									
RALEIGH	0	0	0	4	0	2	0	0	6
<b>CIRCUIT TOTAL</b>	<b>0</b>	<b>0</b>	<b>0</b>	<b>4</b>	<b>0</b>	<b>2</b>	<b>0</b>	<b>0</b>	<b>6</b>
<b>11 CIRCUIT</b>									
GREENBRIER	1	1	0	0	0	0	0	0	2
<b>CIRCUIT TOTAL</b>	<b>1</b>	<b>1</b>	<b>0</b>	<b>0</b>	<b>0</b>	<b>0</b>	<b>0</b>	<b>0</b>	<b>2</b>
<b>12 CIRCUIT</b>									
FAYETTE	1	0	0	0	0	0	0	0	1
<b>CIRCUIT TOTAL</b>	<b>1</b>	<b>0</b>	<b>0</b>	<b>0</b>	<b>0</b>	<b>0</b>	<b>0</b>	<b>0</b>	<b>1</b>
<b>13 CIRCUIT</b>									
KANAWHA	38	1	0	2	1	7	1	2	52
<b>CIRCUIT TOTAL</b>	<b>38</b>	<b>1</b>	<b>0</b>	<b>2</b>	<b>1</b>	<b>7</b>	<b>1</b>	<b>2</b>	<b>52</b>

**WEST VIRGINIA PUBLIC DEFENDER SERVICES  
 TOTAL DIRECT EXPENSE CLAIMS PAID FY 2000**

CIRCUIT COUNTY	FELONY	MISD.	MENTAL HYGIENE	JUVENILE	PAROLE PROBATION REV	TERM ABUSE	HABEAS SUP. CT.	OTHER	TOTAL CLAIMS
<b>14 CIRCUIT</b>									
BRAXTON	3	0	0	0	0	0	0	0	3
CLAY	5	1	0	0	0	2	1	0	9
WEBSTER	2	0	0	0	0	0	0	0	2
<b>CIRCUIT TOTAL</b>	<b>10</b>	<b>1</b>	<b>0</b>	<b>0</b>	<b>0</b>	<b>2</b>	<b>1</b>	<b>0</b>	<b>14</b>
<b>15 CIRCUIT</b>									
HARRISON	5	0	0	0	0	1	0	0	6
<b>CIRCUIT TOTAL</b>	<b>5</b>	<b>0</b>	<b>0</b>	<b>0</b>	<b>0</b>	<b>1</b>	<b>0</b>	<b>0</b>	<b>6</b>
<b>16 CIRCUIT</b>									
MARION	22	1	0	2	1	1	3	0	30
<b>CIRCUIT TOTAL</b>	<b>22</b>	<b>1</b>	<b>0</b>	<b>2</b>	<b>1</b>	<b>1</b>	<b>3</b>	<b>0</b>	<b>30</b>
<b>17 CIRCUIT</b>									
MONONGALIA	27	3	0	0	0	1	0	0	31
<b>CIRCUIT TOTAL</b>	<b>27</b>	<b>3</b>	<b>0</b>	<b>0</b>	<b>0</b>	<b>1</b>	<b>0</b>	<b>0</b>	<b>31</b>
<b>18 CIRCUIT</b>									
PRESTON	6	1	0	0	0	0	0	0	7
<b>CIRCUIT TOTAL</b>	<b>6</b>	<b>1</b>	<b>0</b>	<b>0</b>	<b>0</b>	<b>0</b>	<b>0</b>	<b>0</b>	<b>7</b>
<b>19 CIRCUIT</b>									
BARBOUR	0	0	0	1	0	0	0	0	1
TAYLOR	1	1	0	0	0	0	0	0	2
<b>CIRCUIT TOTAL</b>	<b>1</b>	<b>1</b>	<b>0</b>	<b>1</b>	<b>0</b>	<b>0</b>	<b>0</b>	<b>0</b>	<b>3</b>
<b>20 CIRCUIT</b>									
RANDOLPH	7	14	0	1	0	3	1	0	26
<b>CIRCUIT TOTAL</b>	<b>7</b>	<b>14</b>	<b>0</b>	<b>1</b>	<b>0</b>	<b>3</b>	<b>1</b>	<b>0</b>	<b>26</b>
<b>21 CIRCUIT</b>									
MINERAL	2	0	0	0	0	0	0	0	2
<b>CIRCUIT TOTAL</b>	<b>2</b>	<b>0</b>	<b>0</b>	<b>0</b>	<b>0</b>	<b>0</b>	<b>0</b>	<b>0</b>	<b>2</b>
<b>22 CIRCUIT</b>									
HAMPSHIRE	0	2	0	0	0	0	0	0	2
HARDY	1	0	0	0	0	1	0	0	2
<b>CIRCUIT TOTAL</b>	<b>1</b>	<b>2</b>	<b>0</b>	<b>0</b>	<b>0</b>	<b>1</b>	<b>0</b>	<b>0</b>	<b>4</b>
<b>23 CIRCUIT</b>									
BERKELEY	7	0	0	1	0	0	0	0	8
JEFFERSON	3	0	0	0	0	0	0	0	3
<b>CIRCUIT TOTAL</b>	<b>10</b>	<b>0</b>	<b>0</b>	<b>1</b>	<b>0</b>	<b>0</b>	<b>0</b>	<b>0</b>	<b>11</b>
<b>24 CIRCUIT</b>									
WAYNE	0	0	0	0	0	1	0	0	1
<b>CIRCUIT TOTAL</b>	<b>0</b>	<b>0</b>	<b>0</b>	<b>0</b>	<b>0</b>	<b>1</b>	<b>0</b>	<b>0</b>	<b>1</b>
<b>25 CIRCUIT</b>									
BOONE	9	1	0	0	0	0	0	0	10
LINCOLN	8	1	0	0	0	1	0	0	10
<b>CIRCUIT TOTAL</b>	<b>17</b>	<b>2</b>	<b>0</b>	<b>0</b>	<b>0</b>	<b>1</b>	<b>0</b>	<b>0</b>	<b>20</b>
<b>26 CIRCUIT</b>									
LEWIS	3	3	0	0	0	3	0	0	9
UPSHUR	7	0	0	0	0	2	3	0	12
<b>CIRCUIT TOTAL</b>	<b>10</b>	<b>3</b>	<b>0</b>	<b>0</b>	<b>0</b>	<b>5</b>	<b>3</b>	<b>0</b>	<b>21</b>

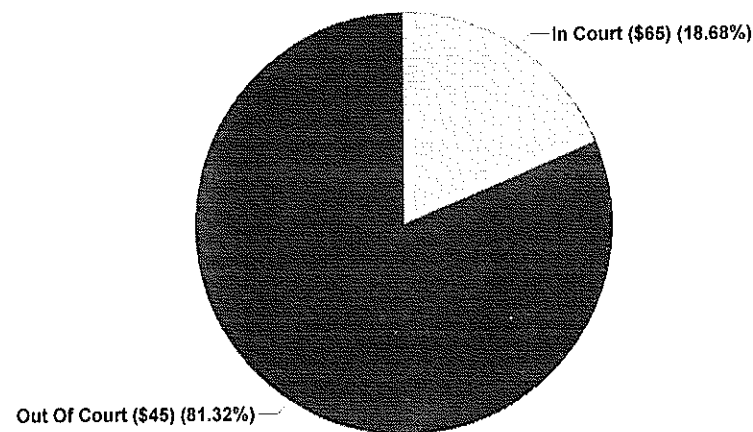
**WEST VIRGINIA PUBLIC DEFENDER SERVICES  
 TOTAL DIRECT EXPENSE CLAIMS PAID FY 2000**

<b>CIRCUIT COUNTY</b>	<b>FELONY</b>	<b>MISD.</b>	<b>MENTAL HYGIENE</b>	<b>JUVENILE</b>	<b>PAROLE PROBAT REV</b>	<b>TERM ABUSE</b>	<b>HABEAS SUP. CT.</b>	<b>OTHER</b>	<b>TOTAL CLAIMS</b>
<b>27 CIRCUIT</b>									
WYOMING	3	0	0	0	0	0	0	0	3
<b>CIRCUIT TOTAL</b>	<b>3</b>	<b>0</b>	<b>0</b>	<b>0</b>	<b>0</b>	<b>0</b>	<b>0</b>	<b>0</b>	<b>3</b>
<b>28 CIRCUIT</b>									
NICHOLAS	3	0	0	0	0	0	0	0	3
<b>CIRCUIT TOTAL</b>	<b>3</b>	<b>0</b>	<b>0</b>	<b>0</b>	<b>0</b>	<b>0</b>	<b>0</b>	<b>0</b>	<b>3</b>
<b>29 CIRCUIT</b>									
MASON	1	0	0	0	0	0	1	1	3
PUTNAM	5	0	0	0	0	0	0	0	5
<b>CIRCUIT TOTAL</b>	<b>6</b>	<b>0</b>	<b>0</b>	<b>0</b>	<b>0</b>	<b>0</b>	<b>1</b>	<b>1</b>	<b>8</b>
<b>30 CIRCUIT</b>									
MINGO	9	0	0	0	0	0	1	0	10
<b>CIRCUIT TOTAL</b>	<b>9</b>	<b>0</b>	<b>0</b>	<b>0</b>	<b>0</b>	<b>0</b>	<b>1</b>	<b>0</b>	<b>10</b>
<b>31 CIRCUIT</b>									
MONROE	4	4	0	1	0	3	0	1	13
SUMMERS	16	4	0	0	0	4	0	0	24
<b>CIRCUIT TOTAL</b>	<b>20</b>	<b>8</b>	<b>0</b>	<b>1</b>	<b>0</b>	<b>7</b>	<b>0</b>	<b>1</b>	<b>37</b>
<b>STATE TOTAL</b>	<b>505</b>	<b>249</b>	<b>2</b>	<b>60</b>	<b>10</b>	<b>130</b>	<b>51</b>	<b>8</b>	<b>1,015</b>

## APPOINTED COUNSEL HOURS PAID IN COURT/OUT OF COURT FOR FY 2000

In Court (\$65)	43,394.60
Out Of Court (\$45)	188,959.48
<b>Total Hours Paid</b>	<b>232,354.08</b>

## APPOINTED COUNSEL HOURS PAID FY 2000 IN COURT/OUT OF COURT



**WEST VIRGINIA PUBLIC DEFENDER SERVICES  
 APPOINTED COUNSEL IN/OUT OF COURT HOURS  
 FISCAL YEAR 2000**

<b>CIRCUIT</b>	<b>IN COURT</b>	<b>OUT OF COURT</b>	<b>TOTAL HOURS</b>
01 CIRCUIT TOTAL	1,223.60	7,140.20	8,363.80
02 CIRCUIT TOTAL	536.30	1,912.90	2,449.20
03 CIRCUIT TOTAL	1,199.70	6,377.30	7,577.00
04 CIRCUIT TOTAL	3,257.60	16,823.71	20,081.31
05 CIRCUIT TOTAL	887.80	1,453.40	2,341.20
06 CIRCUIT TOTAL	2,060.00	4,893.70	6,953.70
07 CIRCUIT TOTAL	1,195.30	4,642.76	5,838.06
08 CIRCUIT TOTAL	579.10	2,919.50	3,498.60
09 CIRCUIT TOTAL	1,646.20	6,159.37	7,805.57
10 CIRCUIT TOTAL	1,025.70	3,581.30	4,607.00
11 CIRCUIT TOTAL	1,141.10	8,120.50	9,261.60
12 CIRCUIT TOTAL	289.90	2,100.20	2,390.10
13 CIRCUIT TOTAL	5,432.00	17,531.82	22,963.82
14 CIRCUIT TOTAL	1,739.20	6,751.40	8,490.60
15 CIRCUIT TOTAL	601.40	4,467.80	5,069.20
16 CIRCUIT TOTAL	2,501.80	14,876.63	17,378.43
17 CIRCUIT TOTAL	2,075.00	10,122.60	12,197.60
18 CIRCUIT TOTAL	848.60	5,923.07	6,771.67
19 CIRCUIT TOTAL	951.40	5,641.69	6,593.09
20 CIRCUIT TOTAL	716.10	5,178.17	5,894.27
21 CIRCUIT TOTAL	667.40	4,044.70	4,712.10
22 CIRCUIT TOTAL	1,452.70	6,329.10	7,781.80
23 CIRCUIT TOTAL	1,642.00	6,109.80	7,751.80
24 CIRCUIT TOTAL	770.10	1,858.20	2,628.30
25 CIRCUIT TOTAL	3,383.70	8,181.32	11,565.02
26 CIRCUIT TOTAL	1,391.20	7,177.90	8,569.10
27 CIRCUIT TOTAL	677.70	4,374.30	5,052.00
28 CIRCUIT TOTAL	345.10	1,270.50	1,615.60
29 CIRCUIT TOTAL	1,704.60	7,900.87	9,605.47
30 CIRCUIT TOTAL	679.80	2,323.38	3,003.18
31 CIRCUIT TOTAL	772.50	2,771.40	3,543.90
<b>STATE TOTAL</b>	<b>43,394.60</b>	<b>188,959.48</b>	<b>232,354.08</b>

**WEST VIRGINIA PUBLIC DEFENDER SERVICES  
 APPOINTED COUNSEL IN/OUT OF COURT HOURS  
 FISCAL YEAR 2000**

<b>CIRCUIT/COUNTY</b>	<b>IN COURT</b>	<b>OUT OF COURT</b>	<b>TOTAL HOURS</b>
<b>01 CIRCUIT</b>			
BROOKE	326.00	2,037.60	2,363.60
HANCOCK	327.70	1,883.00	2,210.70
OHIO	569.90	3,219.60	3,789.50
<b>CIRCUIT TOTAL</b>	<b>1,223.60</b>	<b>7,140.20</b>	<b>8,363.80</b>
<b>02 CIRCUIT</b>			
MARSHALL	250.30	793.30	1,043.60
TYLER	79.30	252.30	331.60
WETZEL	206.70	867.30	1,074.00
<b>CIRCUIT TOTAL</b>	<b>536.30</b>	<b>1,912.90</b>	<b>2,449.20</b>
<b>03 CIRCUIT</b>			
DODDRIDGE	426.30	2,548.40	2,974.70
PLEASANTS	255.90	1,366.10	1,622.00
RITCHIE	517.50	2,462.80	2,980.30
<b>CIRCUIT TOTAL</b>	<b>1,199.70</b>	<b>6,377.30</b>	<b>7,577.00</b>
<b>04 CIRCUIT</b>			
WIRT	195.20	1,229.70	1,424.90
WOOD	3,062.40	15,594.01	18,656.41
<b>CIRCUIT TOTAL</b>	<b>3,257.60</b>	<b>16,823.71</b>	<b>20,081.31</b>
<b>05 CIRCUIT</b>			
CALHOUN	28.60	111.90	140.50
JACKSON	702.00	1,044.30	1,746.30
ROANE	157.20	297.20	454.40
<b>CIRCUIT TOTAL</b>	<b>887.80</b>	<b>1,453.40</b>	<b>2,341.20</b>
<b>06 CIRCUIT</b>			
CABELL	2,060.00	4,893.70	6,953.70
<b>CIRCUIT TOTAL</b>	<b>2,060.00</b>	<b>4,893.70</b>	<b>6,953.70</b>
<b>07 CIRCUIT</b>			
LOGAN	1,195.30	4,642.76	5,838.06
<b>CIRCUIT TOTAL</b>	<b>1,195.30</b>	<b>4,642.76</b>	<b>5,838.06</b>
<b>08 CIRCUIT</b>			
MCDOWELL	579.10	2,919.50	3,498.60
<b>CIRCUIT TOTAL</b>	<b>579.10</b>	<b>2,919.50</b>	<b>3,498.60</b>
<b>09 CIRCUIT</b>			
MERCER	1,646.20	6,159.37	7,805.57
<b>CIRCUIT TOTAL</b>	<b>1,646.20</b>	<b>6,159.37</b>	<b>7,805.57</b>
<b>10 CIRCUIT</b>			
RALEIGH	1,025.70	3,581.30	4,607.00
<b>CIRCUIT TOTAL</b>	<b>1,025.70</b>	<b>3,581.30</b>	<b>4,607.00</b>
<b>11 CIRCUIT</b>			
GREENBRIER	1,006.40	7,439.90	8,446.30
POCAHONTAS	134.70	680.60	815.30
<b>CIRCUIT TOTAL</b>	<b>1,141.10</b>	<b>8,120.50</b>	<b>9,261.60</b>
<b>12 CIRCUIT</b>			
FAYETTE	289.90	2,100.20	2,390.10
<b>CIRCUIT TOTAL</b>	<b>289.90</b>	<b>2,100.20</b>	<b>2,390.10</b>
<b>13 CIRCUIT</b>			
KANAWHA	5,432.00	17,531.82	22,963.82
<b>CIRCUIT TOTAL</b>	<b>5,432.00</b>	<b>17,531.82</b>	<b>22,963.82</b>

**WEST VIRGINIA PUBLIC DEFENDER SERVICES  
 APPOINTED COUNSEL IN/OUT OF COURT HOURS  
 FISCAL YEAR 2000**

<b>CIRCUIT/COUNTY</b>	<b>IN COURT</b>	<b>OUT OF COURT</b>	<b>TOTAL HOURS</b>
<b>14 CIRCUIT</b>			
BRAXTON	367.40	1,457.30	1,824.70
CLAY	902.40	2,816.40	3,718.80
GILMER	164.50	1,004.10	1,168.60
WEBSTER	304.90	1,473.60	1,778.50
<b>CIRCUIT TOTAL</b>	<b>1,739.20</b>	<b>6,751.40</b>	<b>8,490.60</b>
<b>15 CIRCUIT</b>			
HARRISON	601.40	4,467.80	5,069.20
<b>CIRCUIT TOTAL</b>	<b>601.40</b>	<b>4,467.80</b>	<b>5,069.20</b>
<b>16 CIRCUIT</b>			
MARION	2,501.80	14,876.63	17,378.43
<b>CIRCUIT TOTAL</b>	<b>2,501.80</b>	<b>14,876.63</b>	<b>17,378.43</b>
<b>17 CIRCUIT</b>			
MONONGALIA	2,075.00	10,122.60	12,197.60
<b>CIRCUIT TOTAL</b>	<b>2,075.00</b>	<b>10,122.60</b>	<b>12,197.60</b>
<b>18 CIRCUIT</b>			
PRESTON	848.60	5,923.07	6,771.67
<b>CIRCUIT TOTAL</b>	<b>848.60</b>	<b>5,923.07</b>	<b>6,771.67</b>
<b>19 CIRCUIT</b>			
BARBOUR	388.30	2,305.44	2,693.74
TAYLOR	563.10	3,336.24	3,899.34
<b>CIRCUIT TOTAL</b>	<b>951.40</b>	<b>5,641.69</b>	<b>6,593.09</b>
<b>20 CIRCUIT</b>			
RANDOLPH	716.10	5,178.17	5,894.27
<b>CIRCUIT TOTAL</b>	<b>716.10</b>	<b>5,178.17</b>	<b>5,894.27</b>
<b>21 CIRCUIT</b>			
GRANT	271.50	1,663.00	1,934.50
MINERAL	355.50	2,194.90	2,550.40
TUCKER	40.40	186.80	227.20
<b>CIRCUIT TOTAL</b>	<b>667.40</b>	<b>4,044.70</b>	<b>4,712.10</b>
<b>22 CIRCUIT</b>			
HAMPSHIRE	707.70	2,360.90	3,068.60
HARDY	522.70	2,448.10	2,970.80
PENDLETON	222.30	1,520.10	1,742.40
<b>CIRCUIT TOTAL</b>	<b>1,452.70</b>	<b>6,329.10</b>	<b>7,781.80</b>
<b>23 CIRCUIT</b>			
BERKELEY	1,081.20	3,653.30	4,734.50
JEFFERSON	409.90	1,708.50	2,118.40
MORGAN	150.90	748.00	898.90
<b>CIRCUIT TOTAL</b>	<b>1,642.00</b>	<b>6,109.80</b>	<b>7,751.80</b>
<b>24 CIRCUIT</b>			
WAYNE	770.10	1,858.20	2,628.30
<b>CIRCUIT TOTAL</b>	<b>770.10</b>	<b>1,858.20</b>	<b>2,628.30</b>
<b>25 CIRCUIT</b>			
BOONE	1,755.10	3,401.30	5,156.40
LINCOLN	1,628.60	4,780.02	6,408.62
<b>CIRCUIT TOTAL</b>	<b>3,383.70</b>	<b>8,181.32</b>	<b>11,565.02</b>

**WEST VIRGINIA PUBLIC DEFENDER SERVICES  
 APPOINTED COUNSEL IN/OUT OF COURT HOURS  
 FISCAL YEAR 2000**

<b>CIRCUIT/COUNTY</b>	<b>IN COURT</b>	<b>OUT OF COURT</b>	<b>TOTAL HOURS</b>
<b>26 CIRCUIT</b>			
LEWIS	684.70	3,355.70	4,040.40
UPSHUR	706.50	3,822.20	4,528.70
<b>CIRCUIT TOTAL</b>	<b>1,391.20</b>	<b>7,177.90</b>	<b>8,569.10</b>
<b>27 CIRCUIT</b>			
WYOMING	677.70	4,374.30	5,052.00
<b>CIRCUIT TOTAL</b>	<b>677.70</b>	<b>4,374.30</b>	<b>5,052.00</b>
<b>28 CIRCUIT</b>			
NICHOLAS	345.10	1,270.50	1,615.60
<b>CIRCUIT TOTAL</b>	<b>345.10</b>	<b>1,270.50</b>	<b>1,615.60</b>
<b>29 CIRCUIT</b>			
MASON	783.80	3,128.70	3,912.50
PUTNAM	920.80	4,772.17	5,692.97
<b>CIRCUIT TOTAL</b>	<b>1,704.60</b>	<b>7,900.87</b>	<b>9,605.47</b>
<b>30 CIRCUIT</b>			
MINGO	679.80	2,323.38	3,003.18
<b>CIRCUIT TOTAL</b>	<b>679.80</b>	<b>2,323.38</b>	<b>3,003.18</b>
<b>31 CIRCUIT</b>			
MONROE	254.90	810.70	1,065.60
SUMMERS	517.60	1,960.70	2,478.30
<b>CIRCUIT TOTAL</b>	<b>772.50</b>	<b>2,771.40</b>	<b>3,543.90</b>
<b>STATE TOTAL</b>	<b>43,394.60</b>	<b>188,959.48</b>	<b>232,354.08</b>

# **APPENDIX**

**WEST VIRGINIA PUBLIC DEFENDER SERVICES  
 AVERAGE PRIMARY PER CHARGE FOR FY 2000  
 (ALPHABETICAL ORDER)**

CRIMINAL CHARGE	AVERAGE TOTAL	TOTAL \$	CLAIMS COUNT
ABUSE & NEGLECT	\$1,045.44	\$2,840,470.58	2,717
ACCESSORY	\$1,761.53	\$51,084.35	29
ADULT ABUSE	\$629.83	\$1,889.49	3
AGGRAVATED ROBBERY	\$1,330.12	\$215,480.23	162
AIDING & ABETTING	\$580.84	\$12,197.55	21
ANIMAL CONTROL	\$212.20	\$424.40	2
ARSON	\$768.40	\$48,408.99	63
ASSAULT & BATTERY	\$382.20	\$416,601.17	1,090
ATTEMPT	\$981.35	\$71,638.64	73
AUTO TAMPERING	\$419.20	\$5,449.61	13
BIGAMY	\$822.78	\$822.78	1
BOMB THREAT	\$846.69	\$3,386.75	4
BOND REDUCTION	\$287.57	\$2,875.73	10
BRANDISHING WEAPON	\$413.03	\$36,759.42	89
BREAKING & ENTERING	\$818.06	\$266,685.99	326
BURGLARY	\$843.54	\$248,001.61	294
CIVIL RIGHTS VIOLATION	\$1,298.42	\$2,596.83	2
CONCEAL A MINOR	\$442.75	\$3,542.00	8
CONSPIRACY	\$757.22	\$37,860.75	50
CONTEMPT	\$186.64	\$10,265.10	55
CONTRIBUTE DEL MINOR	\$318.21	\$29,911.69	94
CONTROLLED SUBSTANCES	\$706.33	\$591,905.86	838
COUNTERFEITING	\$1,454.50	\$1,454.50	1
CRUELTY TO ANIMALS	\$418.50	\$7,951.44	19
DEADLY WEAPON	\$371.28	\$26,731.91	72
DEL CONTRABAND INMATE	\$583.57	\$5,835.72	10
DESTRUCTION OF PROPERTY	\$321.07	\$100,174.36	312
DISORDERLY CONDUCT	\$412.50	\$10,312.49	25
DISTURB THE PEACE	\$452.68	\$2,716.07	6
DNR CHARGE	\$394.40	\$15,776.13	40
DOMESTIC VIOLENCE	\$323.67	\$554,125.19	1,712
DUI 1ST OFFENSE	\$316.21	\$257,395.01	814
DUI 2ND OFFENSE	\$436.35	\$167,994.06	385
DUI 3RD OFFENSE	\$836.39	\$233,352.64	279
DUI W/ INJURY	\$1,056.97	\$32,766.00	31
EMBEZZLEMENT	\$894.66	\$39,364.91	44
EXTRADITION	\$316.79	\$11,721.15	37
FAIL MAINTAIN CONTROL	\$236.05	\$1,888.42	8
FAIL PAY CHILD SUPPORT	\$849.93	\$62,045.11	73
FAIL STOP/EMERGENCY	\$281.87	\$1,409.37	5
FAIL TO REG SEX OFFENDER	\$741.55	\$6,673.93	9
FAILURE TO APPEAR	\$352.57	\$13,044.92	37
FALSE INFORMATION	\$308.42	\$25,599.10	83
FALSE PRETENSES	\$567.51	\$66,398.61	117
FALSE SWEARING	\$739.50	\$1,479.00	2

**WEST VIRGINIA PUBLIC DEFENDER SERVICES  
 AVERAGE PRIMARY PER CHARGE FOR FY 2000  
 (ALPHABETICAL ORDER)**

<b>CRIMINAL CHARGE</b>	<b>AVERAGE TOTAL</b>	<b>TOTAL \$</b>	<b>CLAIMS COUNT</b>
FLEEING VEHICLE W/DUI	\$713.14	\$37,083.46	52
FORFEITURE	\$693.50	\$1,387.00	2
FORGERY & UTTERING	\$586.75	\$244,674.73	417
FRAUD	\$613.62	\$61,975.69	101
FUGITIVE/JUSTICE	\$246.89	\$17,529.03	71
FURLOUGH REQUEST	\$89.50	\$89.50	1
GRAND LARCENY	\$782.53	\$262,929.65	336
GUARDIAN CHILDREN	\$794.93	\$17,488.51	22
HABEAS CORPUS	\$1,592.66	\$221,379.49	139
HARASSMENT	\$304.82	\$14,326.69	47
HARBOR FUGITIVE	\$249.30	\$249.30	1
HAZING	\$380.00	\$380.00	1
HIT & RUN	\$365.06	\$1,825.30	5
HOME CONFINEMENT	\$403.53	\$27,843.26	69
ILLEGAL SALE ALCOHOL	\$601.41	\$2,405.62	4
INCEST	\$920.38	\$3,681.50	4
INDECENT EXPOSURE	\$306.62	\$7,972.20	26
INTIMIDATE WITNESS	\$627.80	\$13,183.90	21
INVOL MANSLAUGHTER	\$1,446.00	\$1,446.00	1
JAIL ESCAPE	\$850.58	\$15,310.45	18
JOYRIDING	\$342.36	\$9,586.15	28
JUVENILE	\$396.21	\$1,196,552.21	3,020
KIDNAPPING	\$1,585.98	\$85,642.83	54
LEAVE SCENE ACCIDENT	\$347.99	\$13,223.76	38
LITTERING	\$219.02	\$219.02	1
LOITERING	\$360.25	\$1,441.00	4
MAGISTRATE APPEAL	\$770.80	\$48,560.15	63
MAKE/USE EXPLOSIVES	\$1,010.58	\$8,084.62	8
MALICIOUS ASSAULT	\$886.86	\$78,043.87	88
MALICIOUS WOUNDING	\$844.22	\$174,754.38	207
MANDAMUS	\$192.43	\$577.30	3
MENTAL HYGIENE	\$104.29	\$370,646.35	3,554
MURDER	\$4,420.53	\$968,096.69	219
NEGLIGENT HOMICIDE	\$1,065.58	\$19,180.36	18
NO OPERATORS	\$236.90	\$1,658.28	7
NO PROOF OF INS	\$451.82	\$12,199.27	27
OBSTRUCTION JUSTICE	\$314.72	\$82,771.08	263
OPEN CONTAINER	\$226.26	\$1,810.08	8
OTHER	\$480.73	\$15,864.21	33
PAROLE/PROBATION	\$410.16	\$176,370.00	430
PATERNITY	\$1,033.15	\$2,066.30	2
PEACE WARRANT	\$220.07	\$1,100.37	5
PERJURY	\$813.39	\$4,066.93	5
PERMIT UNAUTH/DRIVE	\$188.72	\$377.43	2
PERMITTING DUI	\$310.92	\$11,193.01	36

**WEST VIRGINIA PUBLIC DEFENDER SERVICES  
 AVERAGE PRIMARY PER CHARGE FOR FY 2000  
 (ALPHABETICAL ORDER)**

<b>CRIMINAL CHARGE</b>	<b>AVERAGE TOTAL</b>	<b>TOTAL \$</b>	<b>CLAIMS COUNT</b>
PETIT LARCENY	\$334.97	\$97,142.26	290
PORNOGRAPHY	\$4,272.23	\$25,633.39	6
POSSESS UNTAXED CIGARETTE	\$223.77	\$447.54	2
PUBLIC INTOXICATION	\$259.05	\$24,869.18	96
REC/TRANS STOLEN PRO	\$457.43	\$78,221.33	171
RECIDIVIST	\$1,405.75	\$2,811.50	2
RECKLESS DRIVING	\$305.92	\$27,532.81	90
RESISTING ARREST	\$357.19	\$38,933.85	109
ROBBERY	\$1,031.21	\$28,873.88	28
SENTENCE REDUCTION	\$483.85	\$66,771.66	138
SEXUAL ABUSE	\$1,367.29	\$105,281.53	77
SEXUAL ASSAULT	\$1,570.42	\$384,752.80	245
SHOOT W/N 500 FEET	\$494.32	\$6,426.19	13
SHOPLIFTING	\$366.52	\$37,018.39	101
SOLICIT/PROSTITUTION	\$304.26	\$2,129.81	7
SPEEDING	\$335.98	\$6,047.64	18
STALKING	\$580.13	\$15,083.46	26
SUPREME COURT APPEAL	\$2,224.25	\$313,619.61	141
SUSPEND/REV LICENSE	\$355.01	\$281,875.02	794
TAX EVASION	\$374.20	\$374.20	1
TERM PARENTAL RIGHTS	\$997.50	\$64,837.61	65
THEFT	\$311.85	\$3,742.25	12
TRAFFIC CONT DEVICE	\$439.10	\$3,951.93	9
TRESPASSING	\$278.49	\$18,102.10	65
TRUANCY	\$217.18	\$12,162.33	56
UNDER AGE DRINKING	\$245.83	\$23,600.09	96
UNLAWFUL DUMP	\$353.40	\$6,361.18	18
UNLAWFUL WOUNDING	\$1,093.31	\$20,772.88	19
VEHICLE INSP/REG	\$268.93	\$6,185.35	23
VOL MANSLAUGHTER	\$878.66	\$5,271.98	6
WANTON ENDANGERMENT	\$865.70	\$101,287.04	117
WELFARE FRAUD	\$644.28	\$37,368.34	58
WORK RELEASE	\$244.35	\$3,909.54	16
<b>TOTALS</b>	<b>\$562.95</b>	<b>\$12,633,115.16</b>	<b>22,441</b>

**WEST VIRGINIA PUBLIC DEFENDER SERVICES  
 AVERAGE PER PRIMARY CHARGE FOR FY 2000  
 (IN DESCENDING ORDER BY DOLLAR AMOUNT)**

<b>CRIMINAL CHARGE</b>	<b>AVERAGE TOTAL</b>	<b>TOTAL \$</b>	<b>CLAIMS COUNT</b>
MURDER	\$4,420.53	\$968,096.69	219
PORNOGRAPHY	\$4,272.23	\$25,633.39	6
SUPREME COURT APPEAL	\$2,224.25	\$313,619.61	141
ACCESSORY	\$1,761.53	\$51,084.35	29
HABEAS CORPUS	\$1,592.66	\$221,379.49	139
KIDNAPPING	\$1,585.98	\$85,642.83	54
SEXUAL ASSAULT	\$1,570.42	\$384,752.80	245
COUNTERFEITING	\$1,454.50	\$1,454.50	1
INVOL MANSLAUGHTER	\$1,446.00	\$1,446.00	1
RECIDIVIST	\$1,405.75	\$2,811.50	2
SEXUAL ABUSE	\$1,367.29	\$105,281.53	77
AGGRAVATED ROBBERY	\$1,330.12	\$215,480.23	162
CIVIL RIGHTS VIOLATION	\$1,298.42	\$2,596.83	2
UNLAWFUL WOUNDING	\$1,093.31	\$20,772.88	19
NEGLIGENT HOMICIDE	\$1,065.58	\$19,180.36	18
DUI W/ INJURY	\$1,056.97	\$32,766.00	31
ABUSE & NEGLECT	\$1,045.44	\$2,840,470.58	2,717
PATERNITY	\$1,033.15	\$2,066.30	2
ROBBERY	\$1,031.21	\$28,873.88	28
MAKE/USE EXPLOSIVES	\$1,010.58	\$8,084.62	8
TERM PARENTAL RIGHTS	\$997.50	\$64,837.61	65
ATTEMPT	\$981.35	\$71,638.64	73
INCEST	\$920.38	\$3,681.50	4
EMBEZZLEMENT	\$894.66	\$39,364.91	44
MALICIOUS ASSAULT	\$886.86	\$78,043.87	88
VOL MANSLAUGHTER	\$878.66	\$5,271.98	6
WANTON ENDANGERMENT	\$865.70	\$101,287.04	117
JAIL ESCAPE	\$850.58	\$15,310.45	18
FAIL PAY CHILD SUPPORT	\$849.93	\$62,045.11	73
BOMB THREAT	\$846.69	\$3,386.75	4
MALICIOUS WOUNDING	\$844.22	\$174,754.38	207
BURGLARY	\$843.54	\$248,001.61	294
DUI 3RD OFFENSE	\$836.39	\$233,352.64	279
BIGAMY	\$822.78	\$822.78	1
BREAKING & ENTERING	\$818.06	\$266,685.99	326
PERJURY	\$813.39	\$4,066.93	5
GUARDIAN CHILDREN	\$794.93	\$17,488.51	22
GRAND LARCENY	\$782.53	\$262,929.65	336
MAGISTRATE APPEAL	\$770.80	\$48,560.15	63
ARSON	\$768.40	\$48,408.99	63
CONSPIRACY	\$757.22	\$37,860.75	50
FAIL TO REG SEX OFFENDER	\$741.55	\$6,673.93	9
FALSE SWEARING	\$739.50	\$1,479.00	2
FLEEING VEHICLE W/DUI	\$713.14	\$37,083.46	52
CONTROLLED SUBSTANCES	\$706.33	\$591,905.86	838

**WEST VIRGINIA PUBLIC DEFENDER SERVICES  
 AVERAGE PER PRIMARY CHARGE FOR FY 2000  
 (IN DESCENDING ORDER BY DOLLAR AMOUNT)**

<b>CRIMINAL CHARGE</b>	<b>AVERAGE TOTAL</b>	<b>TOTAL \$</b>	<b>CLAIMS COUNT</b>
FORFEITURE	\$693.50	\$1,387.00	2
WELFARE FRAUD	\$644.28	\$37,368.34	58
ADULT ABUSE	\$629.83	\$1,889.49	3
INTIMIDATE WITNESS	\$627.80	\$13,183.90	21
FRAUD	\$613.62	\$61,975.69	101
ILLEGAL SALE ALCOHOL	\$601.41	\$2,405.62	4
FORGERY & UTTERING	\$586.75	\$244,674.73	417
DEL CONTRABAND INMATE	\$583.57	\$5,835.72	10
AIDING & ABETTING	\$580.84	\$12,197.55	21
STALKING	\$580.13	\$15,083.46	26
FALSE PRETENSES	\$567.51	\$66,398.61	117
OTHER	\$480.73	\$15,864.21	33
SHOOT W/N 500 FEET	\$494.32	\$6,426.19	13
SENTENCE REDUCTION	\$483.85	\$66,771.66	138
REC/TRANS STOLEN PRO	\$457.43	\$78,221.33	171
DISTURB THE PEACE	\$452.68	\$2,716.07	6
NO PROOF OF INS	\$451.82	\$12,199.27	27
CONCEAL A MINOR	\$442.75	\$3,542.00	8
TRAFFIC CONT DEVICE	\$439.10	\$3,951.93	9
DUI 2ND OFFENSE	\$436.35	\$167,994.06	385
AUTO TAMPERING	\$419.20	\$5,449.61	13
CRUELTY TO ANIMALS	\$418.50	\$7,951.44	19
BRANDISHING WEAPON	\$413.03	\$36,759.42	89
DISORDERLY CONDUCT	\$412.50	\$10,312.49	25
PAROLE/PROBATION	\$410.16	\$176,370.00	430
HOME CONFINEMENT	\$403.53	\$27,843.26	69
JUVENILE	\$396.21	\$1,196,552.21	3,020
DNR CHARGE	\$394.40	\$15,776.13	40
ASSAULT & BATTERY	\$382.20	\$416,601.17	1,090
HAZING	\$380.00	\$380.00	1
TAX EVASION	\$374.20	\$374.20	1
DEADLY WEAPON	\$371.28	\$26,731.91	72
SHOPLIFTING	\$366.52	\$37,018.39	101
HIT & RUN	\$365.06	\$1,825.30	5
LOITERING	\$360.25	\$1,441.00	4
RESISTING ARREST	\$357.19	\$38,933.85	109
SUSPEND/REV LICENSE	\$355.01	\$281,875.02	794
UNLAWFUL DUMP	\$353.40	\$6,361.18	18
FAILURE TO APPEAR	\$352.57	\$13,044.92	37
LEAVE SCENE ACCIDENT	\$347.99	\$13,223.76	38
JOYRIDING	\$342.36	\$9,586.15	28
SPEEDING	\$335.98	\$6,047.64	18
PETIT LARCENY	\$334.97	\$97,142.26	290
DOMESTIC VIOLENCE	\$323.67	\$554,125.19	1,712
DESTRUCTION OF PROPERTY	\$321.07	\$100,174.36	312

**WEST VIRGINIA PUBLIC DEFENDER SERVICES  
 AVERAGE PER PRIMARY CHARGE FOR FY 2000  
 (IN DESCENDING ORDER BY DOLLAR AMOUNT)**

<b>CRIMINAL CHARGE</b>	<b>AVERAGE TOTAL</b>	<b>TOTAL \$</b>	<b>CLAIMS COUNT</b>
CONTRIBUTE DEL MINOR	\$318.21	\$29,911.69	94
EXTRADITION	\$316.79	\$11,721.15	37
DUI 1ST OFFENSE	\$316.21	\$257,395.01	814
OBSTRUCTION JUSTICE	\$314.72	\$82,771.08	263
THEFT	\$311.85	\$3,742.25	12
PERMITTING DUI	\$310.92	\$11,193.01	36
FALSE INFORMATION	\$308.42	\$25,599.10	83
INDECENT EXPOSURE	\$306.62	\$7,972.20	26
RECKLESS DRIVING	\$305.92	\$27,532.81	90
HARASSMENT	\$304.82	\$14,326.69	47
SOLICIT/PROSTITUTION	\$304.26	\$2,129.81	7
BOND REDUCTION	\$287.57	\$2,875.73	10
FAIL STOP/EMERGENCY	\$281.87	\$1,409.37	5
TRESPASSING	\$278.49	\$18,102.10	65
VEHICLE INSP/REG	\$268.93	\$6,185.35	23
PUBLIC INTOXICATION	\$259.05	\$24,869.18	96
HARBOR FUGITIVE	\$249.30	\$249.30	1
FUGITIVE/JUSTICE	\$246.89	\$17,529.03	71
UNDER AGE DRINKING	\$245.83	\$23,600.09	96
WORK RELEASE	\$244.35	\$3,909.54	16
NO OPERATORS	\$236.90	\$1,658.28	7
FAIL MAINTAIN CONTROL	\$236.05	\$1,888.42	8
OPEN CONTAINER	\$226.26	\$1,810.08	8
POSSESS UNTAXED CIGARETTE	\$223.77	\$447.54	2
PEACE WARRANT	\$220.07	\$1,100.37	5
LITTERING	\$219.02	\$219.02	1
TRUANCY	\$217.18	\$12,162.33	56
ANIMAL CONTROL	\$212.20	\$424.40	2
MANDAMUS	\$192.43	\$577.30	3
PERMIT UNAUTH/DRIVE	\$188.72	\$377.43	2
CONTEMPT	\$186.64	\$10,265.10	55
MENTAL HYGIENE	\$104.29	\$370,646.35	3,554
FURLOUGH REQUEST	\$89.50	\$89.50	1
<b>STATE TOTALS</b>	<b>\$562.95</b>	<b>\$12,633,115.16</b>	<b>22,441</b>

**WEST VIRGINIA PUBLIC DEFENDER SERVICES  
 APPOINTED COUNSEL FEES & EXPENSES PAID  
 FISCAL YEAR 2000  
 (In Alphabetical Order)**

PAYEE	TOTAL \$	CLAIMS COUNT
<b>(A)</b>		
A+ LAW CLINIC LLC	\$673.00	6
ABRAHAM BRIAN R	\$932.50	6
ABRAMS & BYRON	\$155.00	1
ACKISON CAROL G	\$1,513.05	1
ADAMSKI THOMAS R MD	\$5,070.00	5
ALBERTY MICHAEL C	\$5,020.15	8
ALBRIGHT BRADLEY & ALBRIGHT PLLC	\$18,422.48	73
ALDERMAN JOHN W III	\$2,212.50	1
ALEXANDER MATTHEW W	\$7,364.90	9
ALLEN MICHAEL C	\$3,693.50	1
ALLIANCE BEHAVIORAL SERVICES INC	\$750.00	3
ALT RENAE S	\$5,287.98	23
ANDERSON CHARLES E	\$21,547.00	42
ANDERSON J MICHAEL	\$24,032.85	2
ANDERSON JOHN P	\$1,046.00	1
ANDERSON PARKULO STANSBURY & ASSOCIATES LC	\$12,774.00	31
ANDERSON PATRICK B	\$15,202.23	52
ANDRE ROBERT J III	\$1,459.50	2
ANGOTTI & STRAFACE LC	\$4,737.50	16
ARBUCKLE DOUGLAS H	\$98,064.37	59
ARMISTEAD GINNY L	\$370.50	1
ARNOLD S ANDREW	\$70,390.04	80
ARONSON FINEMAN & DAVIS CO LPA	\$1,267.00	2
ARRINGTON ROY DAVID	\$10,090.97	59
ARTIMEZ JOHN E JR	\$5,154.00	8
ASKINTOWICZ JOHN W III	\$3,814.73	17
ATKINS & ATKINS	\$1,011.36	6
ATKINS PAUL S	\$8,880.00	111
AUCREMANNE JOSEPH	\$38,278.31	120
AVIS WITTEN & WANDLING LC	\$1,461.00	2
<b>(B)</b>		
BACHMANN HESS BACHMANN & GARDEN	\$3,542.35	1
BAGBY STEVE	\$62,754.00	57
BAILEY REGGIE R	\$871.46	6
BAILEY RILEY BUCH & HARMAN LC	\$1,785.66	1
BALL JOHN P	\$3,176.80	9
BALLARD EMMETT JESSEE	\$3,546.76	10
BARRAT ROBERT E	\$27,227.30	110
BARTLETT INVESTIGATIONS & SECURITY INC	\$1,994.17	3
BARTON JEFFREY L	\$2,946.50	5
BAYLESS & MCFADDEN LLP	\$6,390.33	11
BAYLISS A SHAWN D	\$41,540.67	79

**WEST VIRGINIA PUBLIC DEFENDER SERVICES  
 APPOINTED COUNSEL FEES & EXPENSES PAID  
 FISCAL YEAR 2000  
 (In Alphabetical Order)**

PAYEE	TOTAL \$	CLAIMS COUNT
("B" Continued)		
BEAN & BEAN	\$37,811.65	41
BEANE JOHN D	\$26,276.60	75
BECKETT HERMAN H	\$17,651.31	4
BEHAVIORAL SCIENCE ASSOCIATES INC	\$2,067.60	2
BELL & GRIFFITH LC	\$45,909.37	76
BENFORD LEE F II	\$60,291.16	138
BEVERIDGE BRENT E	\$10,531.35	21
BILLHEIMER LAW FIRM PLLC	\$1,968.09	5
BIRD VERONICA L	\$115.50	1
BIRDSSELL CAROL S	\$457.25	1
BISAHA ANTHONY	\$914.00	1
BISCHOFF DONALD K	\$7,253.47	13
BIZANOVICH MARY LEE MOORE	\$988.23	1
BLAIR ROBERT E	\$4,998.55	8
BLAKE GEORGE	\$1,064.74	3
BLAKE KENNETH W	\$325.42	1
BLAND & BLAND	\$3,270.50	4
BLANKENSHIP JAMES C III	\$1,236.50	1
BLEVINS MICHAEL T	\$6,877.74	25
BLUE MOON INVESTIGATIONS INC	\$1,122.29	3
BLYLER HOWARD J	\$14,959.66	53
BOGARAD SHARON N	\$3,263.63	3
BONINSEGNA SANTE JR	\$28,078.65	79
BOOMER JAMES FRANKLIN	\$1,777.19	1
BOONES DETECTIVE AGENCY	\$6,976.32	13
BOOTEN R LEE II	\$1,916.70	2
BOUCHILLON CROSSAN & COLBURN LC	\$12,586.48	23
BOWERS JEFFREY S	\$20,195.83	15
BRAMBLE CHARLES E III	\$9,840.24	4
BRAMS & ARNOLD	\$5,917.50	3
BRANCAZIO HELEN M	\$1,622.96	7
BRDAR-BAHNEY MARY M	\$402.00	1
BRECKINRIDGE DAVIS & SPROLES PLLC	\$3,373.76	13
BREMER JOHN L	\$15,680.98	13
BREWER WILLIAM C	\$28,448.90	38
BRIA LAWRENCE S	\$451.00	1
BROWN & LEVICOFF	\$29,702.44	37
BROWNING ROBERT JR LC	\$19,796.50	73
BRUCE BARRY L	\$55,382.57	41
BRUMBAUGH RICHARD H	\$3,984.00	9
BRUNDAGE DAVID JAMES	\$2,402.02	1
BRYAN CARSON N	\$4,247.00	12
BRYANT CARL P	\$80,152.99	135

**WEST VIRGINIA PUBLIC DEFENDER SERVICES  
 APPOINTED COUNSEL FEES & EXPENSES PAID  
 FISCAL YEAR 2000  
 (In Alphabetical Order)**

PAYEE	TOTAL \$	CLAIMS COUNT
("B" Continued)		
BUCY WINIFRED L	\$1,188.50	6
BULLMAN & BULLMAN	\$63,127.73	114
BURCHAM JEFFREY G	\$726.70	2
BURDETTE KRISTINE ADELE	\$87,485.39	163
BURTON & KILGORE	\$2,305.33	5
BUSCH & TALBOTT LC	\$2,727.31	4
BUSH FRANK P JR & ASSOCIATES	\$5,593.00	11
BUTCH CHRISTOPHER S	\$1,442.50	13
BUTCHER & BUTCHER	\$39,730.80	80
BUTLER JOHN M	\$16,605.50	26
BUZZO BILL J JR	\$3,841.53	7
(C)		
CALLAGHAN & CALLAGHAN	\$25,552.43	35
CALLAGHAN & RUCKMAN	\$2,640.60	4
CALLEN ELDON A	\$23,860.33	26
CAMILLETTI DAVID A	\$21,715.50	25
CAMILLETTI SACCO & PIZZUTI LC	\$242.00	1
CARDOT RICHARD	\$34,486.56	93
CARL H CHARLES III	\$31,362.30	56
CARR BRIAN KEITH	\$31,321.42	68
CARROLL MARCI R	\$268.00	3
CARSKADON JAMES E	\$9,193.68	13
CASEY JAMES M	\$4,700.00	5
CASSIDY MYERS COGAN VOEGELIN & TENNANT LC	\$38,511.72	2
CASTO & CASTO LC	\$10,471.40	15
CATHER TYLER A	\$15,348.41	70
CELLMARK DIAGNOSTICS INC	\$2,390.00	2
CESARE CARMELA M	\$34,576.83	38
CHANDLER MARCIA L	\$331.10	1
CHARLESTON PSYCHIATRIC GROUP INC	\$4,300.00	4
CHARNOCK & CHARNOCK	\$4,244.46	4
CHASE J K IV	\$6,380.50	14
CHESLOCK TERRI R	\$388.85	1
CHILDRENS HOME SOCIETY OF WV	\$500.00	1
CHITTUM KENNETH E	\$2,092.50	3
CILIBERTI LAW OFFICE LC	\$503.50	2
CLAGETT & GOREY	\$282,906.11	886
CLARKE D RANDALL	\$19,258.70	13
CLAY PAUL O JR	\$3,896.06	4
CLAY ROBERT L	\$7,623.32	7
CLEVINGER J D	\$4,662.60	7
CLINE MICHAEL R	\$55,966.00	127

**WEST VIRGINIA PUBLIC DEFENDER SERVICES**  
**APPOINTED COUNSEL FEES & EXPENSES PAID**  
**FISCAL YEAR 2000**  
 (In Alphabetical Order)

PAYEE	TOTAL \$	CLAIMS COUNT
("C" Continued)		
CLINE-GENTILE DELLA	\$971.00	2
COCHRAN AYME A	\$704.55	2
CODDINGTON & ASSOCIATES INC	\$787.50	1
COLLINS & COURTRIGHT	\$40,197.76	70
COLLINS SALLY C	\$16,155.40	25
CONAWAY TIMOTHY R	\$13,192.50	21
COOK & COOK	\$28,132.50	73
COOK INVESTIGATION SERVICE INC	\$5,479.05	7
COOK MARY K	\$682.50	1
COOKMAN DONALD P	\$5,294.47	21
COOPER GARY L	\$2,088.88	3
COREY DANIEL S	\$72,626.44	68
COSENZA UNDERWOOD & MERRIMAN	\$21,202.50	2
COTTRELL JACK	\$5,332.71	14
CRABTREE MATTHEW W	\$11,089.74	3
CRANDALL PYLES HAVILAND & TURNER	\$27,542.65	52
CRANSTON EDWARDS & ROLLO PLLC	\$3,556.50	12
CRAWFORD & JACKSON	\$1,442.14	9
CRUM ROBIN M	\$9,359.32	5
CURRY DENNIS H	\$25,384.50	41
CUTRIGHT ROGER L	\$19,958.00	31
CUTRIGHT STEVEN L	\$2,654.30	4
CYRIL H WECHT & PATHOLOGY ASSOCIATES INC	\$3,500.00	1
CZARNIK R THOMAS	\$7,235.21	10
(D)		
DAILEY & BOLYARD PLLC	\$1,000.80	2
DAISEY RICHARD B	\$712.90	5
DALBY NANCY A	\$572.70	1
DALTON MARSHA	\$11,082.50	17
DAMM JOHN EDWARD ED	\$4,875.00	6
DANNY LANE INC	\$8,314.24	3
DAVIS HARRY THOMAS	\$597.97	1
DAWSON ENTERPRISES INC	\$1,181.95	1
DEAK DAVID S	\$29,104.57	41
DEMPSTER BRIAN C	\$24,362.10	29
DENNISON-RODEBAUGH TERRI A	\$2,323.80	5
DETCHE PAUL S	\$34,913.44	1
DIAMOND BILLY A JR	\$1,449.00	1
DILLON WELLS H	\$74,334.73	86
DILS JAN D	\$23,514.20	135
DONNELLY & CARBONE PLLC	\$5,063.50	35
DOOLEY KATHERINE L	\$7,036.50	22

**WEST VIRGINIA PUBLIC DEFENDER SERVICES  
 APPOINTED COUNSEL FEES & EXPENSES PAID  
 FISCAL YEAR 2000  
 (In Alphabetical Order)**

PAYEE	TOTAL \$	CLAIMS COUNT
("D" Continued)		
DOUGLASS ERNEST M	\$45,211.93	119
DOWNEY MARY M	\$8,547.73	2
DRAKE DONNA LYNN	\$405.00	1
DUES THEODORE R JR LC	\$16,768.50	2
DUFFY KEVIN C	\$48,071.63	41
DUNAWAY MARY L	\$163.80	1
DUNBAR RICHARD D	\$516.90	1
DUNLAP TRACY RAE	\$273.60	1
DYER THOMAS G	\$3,364.22	4
(E)		
EAGLOSKI N EDWARD II	\$7,729.08	9
EASTERN PSYCHOLOGICAL SVC OF WV	\$500.00	1
EDDY SHARLEEN E	\$7,434.40	12
EDWARDS JAMES BRYAN	\$49,949.90	46
EILAND & BENNETT	\$29,119.83	36
EINREINHOFFER JOHN	\$6,070.00	13
ELDER JEFFREY A	\$30,308.00	67
ELING & HARMAN	\$5,693.20	8
ELING SHERRY S	\$14,584.00	46
ELLIOTT ANNE-MARIE Z	\$10,489.02	18
ELLIOTT WILLIAM M	\$125.00	1
EMBREE ERIC S	\$446.38	1
ESPOSITO & ESPOSITO	\$61,819.64	67
EVERHART BROWN & SNYDER	\$8,378.07	19
(F)		
FARBER MICHAEL C	\$49,366.31	80
FAST THOMAS K	\$14,419.63	14
FERREBEE APRIL	\$921.15	4
FERRIS HOWARD M	\$57,532.00	220
FIKS LESLIE A	\$7,273.70	18
FILE PAYNE SCHERER & FILE	\$15,481.53	13
FITZ STEPHEN S	\$13,491.00	33
FLANIGAN JAMES L	\$524.00	2
FLINCHUM R KEITH	\$64,459.52	99
FMRS MENTAL HEALTH CENTER INC	\$275.00	1
FOLICKMAN & SMITH LLC	\$89,240.17	163
FOLIO JOHN SAMUEL	\$57,216.16	40
FORD & RICHARDSON	\$25,120.24	37
FORDHAM GEORGE F JR	\$1,566.24	5
FORESTER WILLIAM T	\$8,461.47	9
FORMAN & CRANE LC	\$639.00	2

**WEST VIRGINIA PUBLIC DEFENDER SERVICES**  
**APPOINTED COUNSEL FEES & EXPENSES PAID**  
**FISCAL YEAR 2000**  
 (In Alphabetical Order)

PAYEE	TOTAL \$	CLAIMS COUNT
("F" Continued)		
FRANCIS ERIC M	\$91,285.23	81
FRANKOVITCH ANETAKIS COLANTONIO & SIMON	\$15,370.27	11
FRASHER GARY WAYNE	\$15,738.42	24
FREMOUW WILLIAM J	\$1,025.00	2
FROBLE MICHAEL E	\$6,653.50	7
FRUM RICHARD D	\$489.20	1
FRYSON DAVID M	\$4,362.62	27
FULLEN FLOYD R	\$2,005.86	5
FURBEE AMOS WEBB & CRITCHFIELD	\$239.50	1
FUTRELL IVAN R	\$475.00	1
(G)		
GALL D CONRAD	\$21,786.88	64
GALLAHER D CLINTON IV	\$1,479.50	3
GARDNER & JACKSON	\$23,782.18	28
GARRETT & GARRETT	\$61,510.28	48
GARRETT & VAUGHAN	\$3,640.50	6
GARRETT WILLIAM C	\$18,772.22	22
GEARY & GEARY LC	\$58,225.90	54
GIANOLA BARNUM & WIGAL LC	\$9,703.25	10
GIATRAS & WEBB	\$21,428.89	61
GIBSON MICHAEL F	\$5,671.29	25
GIGGENBACH MELISSA	\$8,084.95	20
GLANCE DAVID A	\$1,176.00	2
GLENN JOHN R LAW OFFICES LC	\$9,858.48	30
GOFF TRUDY H	\$1,159.00	5
GOLDEN R VANCE III	\$11,755.50	68
GOODWIN & GOODWIN	\$12,281.69	5
GORDON MARGARET A B	\$12,023.50	8
GORMAN SHEATSLEY & COMPANY LC	\$17,793.45	11
GRAFTON JOHN A	\$4,451.06	17
GREENBAUM STEVEN A	\$6,687.76	8
GREINER CATHY L	\$6,740.50	13
GRIFFITH BOYCE	\$4,995.00	41
GROH STEPHEN V	\$1,235.50	3
GUILLS JESSE O JR	\$22,896.83	43
GURRERA TAYLOR & MAKRICOSTAS	\$207.00	1
GUSTKE CYNTHIA S PLLC	\$1,434.38	3
GUTMANN RICHARD M	\$43,704.00	61

**WEST VIRGINIA PUBLIC DEFENDER SERVICES  
 APPOINTED COUNSEL FEES & EXPENSES PAID  
 FISCAL YEAR 2000  
 (in Alphabetical Order)**

PAYEE	TOTAL \$	CLAIMS COUNT
(H)		
H E GENE SIGMAN	\$5,949.24	4
HABERFIELD ROBERT J	\$600.00	1
HACKNEY JOHN G JR	\$6,077.84	13
HAGER & HEILMANN	\$32,490.00	752
HAGER HARRY L	\$3,256.50	66
HAINES RALPH W	\$2,780.00	14
HALL JEANNE S	\$1,640.10	3
HALL KAREN L	\$24,426.52	74
HALLINAN JACQUELINE A	\$13,722.63	53
HAMILTON BURGESS YOUNG & POLLARD	\$13,856.14	18
HAMILTON NEAL J	\$3,835.04	16
HAMNER TAMMY	\$600.00	1
HAMSTEAD & ASSOCIATES LC	\$12,155.83	13
HANCOCK & SEARS	\$36,195.82	35
HANNA AND BONHAM	\$13,223.15	53
HARDING J MICHAEL PHD PSYCH SVS	\$2,665.00	1
HARDING WILLIAM H	\$2,109.00	7
HARDY ROY T III	\$517.20	2
HARMAN MARLA ZELENE	\$46,651.24	36
HARRINGTON TRAVERS R JR	\$9,240.74	5
HARRIS JOSEPH J	\$3,568.50	2
HART DAVID W	\$14,650.78	19
HARVEY & JANUTOLO	\$50,164.70	54
HASH JOSEPH C JR	\$23,663.05	44
HASSAN RONALD D	\$38,768.88	26
HATFIELD HARRY M	\$9,589.50	40
HAUGHT IRA M	\$163,029.47	168
HAUGHT TIMOTHY E	\$11,118.82	15
HAWKINS JAMES E JR	\$64,780.75	562
HAYES SHARON A	\$8,799.43	31
HEALTH DATA COPIERS INC	\$676.81	1
HEAVENS CHRISTOPHER J	\$2,332.23	7
HEDGES JONES WHITTIER & HEDGES	\$1,732.75	8
HEIL LIESELOTTE MARIE	\$1,840.00	4
HELLEMS E KENT	\$5,963.72	1
HENDERSON & FUDA	\$50,914.75	43
HENDERSON HENDERSON & STAPLES LC	\$3,433.64	2
HENDRICKS PETER A	\$14,442.50	41
HERNDON STEPHEN D	\$23,718.75	7
HEROLD CECIL K	\$1,665.80	2
HEWITT CHARLES WILLIAM	\$9,910.84	7
HICKS NATHAN A JR LC	\$81,646.85	114
HIGGINS HOWARD G JR	\$34,340.34	56

**WEST VIRGINIA PUBLIC DEFENDER SERVICES  
 APPOINTED COUNSEL FEES & EXPENSES PAID  
 FISCAL YEAR 2000  
 (In Alphabetical Order)**

PAYEE	TOTAL \$	CLAIMS COUNT
("H" Continued)		
HILL DAVID L	\$10,668.30	21
HILL PATRICIA TOLLE	\$14,292.73	20
HIMMELHOCH JONATHAN M	\$2,000.00	1
HINES FREDERICK OSCAR	\$5,217.85	12
HIVELY HERBERT L II	\$61,857.06	202
HOBBS MARK E	\$1,206.50	3
HOLROYD FRED F III	\$6,035.88	28
HOLUB KAREN S	\$723.80	1
HOOVER RANDY D	\$1,484.00	3
HOPKINS VIRGINIA JACKSON	\$13,444.92	13
HOWLEY & VENEZIA LC	\$10,391.56	19
HUDNALL MARK D	\$11,221.49	15
HUFFMAN WILLIAM O	\$8,867.97	15
HUGHEY JEWELL R	\$1,376.00	3
HUNT & SERRENO	\$15,342.50	39
HUNTER J BURTON III	\$19,327.87	64
HUSSELL & KELLER LC	\$31,275.74	48
HUSSELL LAW OFFICE LC	\$1,349.14	17
HYER & LITTLEPAGE	\$18,735.37	22
HYLTON GARY H	\$804.82	2
(I)		
INSTITUTE FOR PSYCHOLOGICAL THERAPIES INVESTIGATION DIVISION INC	\$11,097.32 \$24,967.61	2 29
(J)		
JACKSON & KELLY	\$71,808.81	28
JACKSON P RODNEY	\$9,831.63	1
JACOBS G PATRICK LC	\$3,988.50	3
JACOVETTY GERALD G JR LC	\$9,003.77	8
JAMES DARIN C	\$472.00	3
JAMES RICHARD L	\$5,041.69	4
JARRELL CYNTHIA J	\$27,737.50	109
JARRELL ROBERT STEPHEN	\$31,848.26	53
JBR TECHNOLOGY INC	\$5,343.83	1
JESSER LAW FIRM PLLC	\$5,731.47	6
JIVIDEN LUANNE W	\$377.30	1
JOEL DAVID J	\$12,405.06	16
JOHN JOSEPH J	\$1,298.00	1
JOHNSON TERESA A	\$540.00	2
JOHNSTON HOLROYD & ASSOCIATES	\$54,478.50	71

**WEST VIRGINIA PUBLIC DEFENDER SERVICES  
 APPOINTED COUNSEL FEES & EXPENSES PAID  
 FISCAL YEAR 2000  
 (In Alphabetical Order)**

PAYEE	TOTAL \$	CLAIMS COUNT
("J" Continued)		
JORY & SMITH	\$14,604.17	41
JUBA-PLUMLEY ROSALEE	\$14,500.80	9
JUDY & JUDY	\$6,637.12	19
JUDY PAMELA K	\$144.00	1
(K)		
KAHLE GAIL W	\$441.98	1
KARR DAVID JR	\$15,812.51	32
KATZ KANTOR & PERKINS	\$22,064.58	25
KATZ WORKING FAMILIES LAW FIRM LC	\$9,467.96	25
KAUFMAN KEVIN S	\$5,007.06	8
KAWASH JANET N	\$12,033.51	9
KAYSER C DALLAS LC	\$49,254.33	141
KEENAN & ASSOCIATES LC	\$2,591.41	8
KEENER RAYMOND III	\$62,584.76	138
KELLEY H GERARD	\$26,166.00	68
KENNETH H FISHER LC	\$625.50	1
KENNETH J BARNETT PC	\$6,497.62	7
KERNS TIMOTHY J	\$38,361.00	79
KEYSER BRADY B	\$7,437.71	10
KING NYE	\$1,786.46	3
KING WAYNE	\$36,023.00	49
KOSTOL KAREN B	\$3,998.26	1
KREEFER JULIE L	\$254.10	1
KRIVONYAK JOHN C	\$48,549.50	150
KURELAC PATRICIA A	\$10,812.74	1
KUYKENDALL WILLIAM R	\$17,915.53	28
(L)		
LA NEVE TODD F	\$8,091.57	8
LABORATORY CORP OF AMERICA HOLDINGS	\$7,025.00	3
LACARIA PHILIP A	\$14,772.50	30
LAFON KATHY PACK	\$419.65	1
LAISHLEY JOHN	\$50,487.64	124
LAMP PAT	\$21,723.89	164
LASH FRANKLIN W	\$1,554.02	6
LAW OFFICE OF BRUCE M WHITE LC	\$138,344.66	211
LAW OFFICES OF DAVID A SIMS	\$252.24	2
LAW ROY D	\$9,397.60	15
LAW-SCIENCE TECHNOLOGIES INC	\$562.50	1
LAZENBY K BRUCE	\$4,145.00	9
LEACH JAMES R	\$755.90	6
LEGG BASIL JR	\$2,218.82	6

**WEST VIRGINIA PUBLIC DEFENDER SERVICES**  
**APPOINTED COUNSEL FEES & EXPENSES PAID**  
**FISCAL YEAR 2000**  
 (In Alphabetical Order)

PAYEE	TOTAL \$	CLAIMS COUNT
("L" Continued)		
LESTER WILLIAM M	\$76,159.38	150
LEVIN MARTIN	\$1,145.00	2
LEVINE RANDALL C	\$12,720.28	10
LEWIS AMANDA L	\$206.47	1
LEWIS AMY L J	\$27,559.84	43
LEWIS LAWRENCE J	\$17,559.46	5
LILLY & ROWE	\$18,920.50	32
LILLY THOMAS	\$25,700.00	14
LINGER JERRY N JR	\$1,635.00	5
LONG J FRANKLIN	\$4,029.37	11
LOPEZ GINA M	\$4,811.44	4
LORENSEN RICHARD H	\$2,376.70	6
LOSCH LARRY E	\$2,602.50	3
LOUDERBACK ROBIN R	\$16,370.00	109
LOUTHIAN ANNIE S	\$345.00	1
LUNSFORD WILLIAM G	\$200.00	1
LUPARDUS TIMOTHY P	\$36,994.89	74
LUSK TRACY B	\$10,771.60	13
LYNCH MANN SMITH & BIBB	\$3,693.50	3
(M)		
MANFORD BYRON CRAIG	\$2,500.00	2
MANYPENNY J PERRY	\$51,930.45	126
MARI SULLIVAN WALKER INC	\$750.00	1
MARSTELLER & HAYES	\$4,678.50	8
MARTIN RICHARD MICHAEL	\$4,655.14	11
MARTIN WILLIAM C	\$16,595.12	50
MARTINO GARY J	\$1,012.00	4
MATHEWS REBECCA ANN	\$14,845.00	89
MAUSER BERNARD R	\$2,674.64	9
MAZZEI ROCCO E	\$50,867.21	49
MCCOY JAMES A JR	\$21,862.00	25
MCCUE LISA V	\$16,859.04	14
MCDERMOTT & BONENBERGER PLLC	\$80,925.36	68
MCDERMOTT DANA P	\$594.58	1
MCFARLAND JOSEPH W JR	\$34,067.81	79
MCGRAW WARREN R II	\$5,211.50	5
MCHALE C A	\$770.50	2
MCINTIRE THOMAS E & ASSOCIATES L C	\$2,491.86	1
MCLAUGHLIN & CURRY	\$19,557.70	93
MCNEER HIGHLAND MCMUNN & VARNER LC	\$62,872.08	39
MCQUEEN HARMON & POTTER LC	\$1,099.94	1
MEDICAL & TOXICOLOGICAL INFORMATION INC	\$16,324.90	6

**WEST VIRGINIA PUBLIC DEFENDER SERVICES  
 APPOINTED COUNSEL FEES & EXPENSES PAID  
 FISCAL YEAR 2000  
 (In Alphabetical Order)**

PAYEE	TOTAL \$	CLAIMS COUNT
("M" Continued)		
MEYERS KAREN R	\$241.20	1
MICHAEL NELSON M LC	\$4,027.62	6
MILES DAVID L	\$150.50	2
MILLER DOUGLAS	\$300.50	1
MILLS GEORGE A III	\$968.50	1
MILLS KEVIN D	\$43,830.12	7
MITCHELL JOHN R	\$3,091.00	14
MITOTYPING TECHNOLOGIES LLC	\$8,633.68	2
MOLER D GROVE	\$139.69	1
MOLESSA HEATHER IRELAND	\$562.35	4
MONK DANNIE J	\$2,700.91	4
MOORE AMANDA BOOKER	\$4,867.18	28
MORAN CATHERINE JANE	\$42,539.33	89
MORGAN EDWARD WARD	\$15,989.53	17
MORGAN RONALD R II	\$650.50	1
MORGAN RYAN J	\$6,562.61	17
MORRIS GARY W II	\$31,720.70	24
MORRIS ROBERT M	\$2,279.00	17
MORTON BELINDA S	\$618.67	2
MORTON PAUL B	\$22,146.18	46
MOSES JOSEPH J	\$64,398.60	66
MOUNTS MICHAEL E	\$3,857.60	4
MOYE DAVID O	\$14,364.67	48
MULLENS R MIKE LC	\$8,272.85	30
MULLENS SHARON M	\$4,592.50	25
MULLINS CHARLES B II	\$77,130.83	75
MUNCEY HOBERT F JR	\$24,704.11	27
MURENSKY RUDOLPH J II	\$25,885.14	41
MURPHY JANET	\$331.10	1
MV ENGINEERING COMPANY	\$3,020.15	1
(N)		
NAVY L VICTOR	\$59,745.09	115
NEESE LETITIA A	\$3,465.50	10
NEISWONGER & WHITE	\$19,988.35	60
NEW HOPE CHRISTIAN COUNSELING CTR INC	\$615.00	1
NEWBOLD WILEY W	\$29,446.68	30
NEWMAN KEITH L	\$17,242.00	45
NIBERT & MORGAN	\$13,545.26	35
NIBERT DAVID W	\$6,726.40	2
NICHOLS & SKINNER LC	\$16,286.25	12
NIGGEMYER MICHAEL F	\$1,839.50	5
NOGAY CATHRYN A	\$46,062.02	20

**WEST VIRGINIA PUBLIC DEFENDER SERVICES**  
**APPOINTED COUNSEL FEES & EXPENSES PAID**  
**FISCAL YEAR 2000**  
 (In Alphabetical Order)

PAYEE	TOTAL \$	CLAIMS COUNT
("N" Continued)		
NOONE ROBERT T	\$39,875.11	36
NORTHWOOD HEALTH SYSTEMS INC	\$200.00	1
NOVOBILSKI JEROME R	\$26,796.70	88
(O)		
OBRIEN ROBERT J	\$6,652.29	9
OFSHE RICHARD J INC	\$7,887.21	1
OHIO VALLEY PULMONARY SERVICES INC	\$3,200.00	1
OOTEN GRAYDON C JR	\$25,604.45	28
ORNDORFF DAVID L	\$5,279.80	12
ORTEZA AILYNN MAE	\$89,864.63	54
OSENTON & ADKINS LLP	\$6,616.78	18
OSENTON O REGINALD	\$5,805.00	8
OSHOWAY F JOHN	\$5,821.40	16
OURS JOHN G	\$8,669.50	16
(P)		
PADEN NELSON	\$500.00	1
PAESANI & PROCTOR PLLC	\$11,687.20	10
PANCAKE F CODY III	\$16,980.58	34
PARKER BARBARA JUNE MA	\$500.00	1
PARMER JASON D	\$6,731.45	10
PARTAIN GEORGE L	\$4,863.50	19
PATHOLOGY ASSOCIATES LTD	\$500.00	1
PATHWAYS PSYCHOLOGICAL CENTER	\$3,755.00	5
PATRICK RICHARD L	\$2,019.06	1
PATTERSON GARY ALAN	\$2,631.37	1
PATTERSON THOMAS K	\$87.50	1
PAUGH SUSAN K	\$2,432.18	5
PAYNE WILBERT A	\$8,512.00	36
PEARSE RONALD D ED D	\$735.00	4
PELLEGRIN MARK P	\$19,798.50	58
PENNINGTON WILLIAM L	\$7,301.08	19
PERFATER & PAULEY PLLC	\$639.20	1
PERLE NORMAN I	\$3,057.63	1
PERPER JOSHUA A MD	\$8,034.99	1
PERRY DAVID D	\$37,970.16	2
PERRY JACK M	\$270.30	1
PEYTON HARVEY D	\$54,968.57	72
PHILLIPS GARDILL KAISER & ALTMAYER	\$9,567.78	4
PIERSON JAMES M	\$7,704.42	29
POOL JAMES M	\$4,694.68	7
POSTLE TERESA C	\$21,958.50	108

**WEST VIRGINIA PUBLIC DEFENDER SERVICES**  
**APPOINTED COUNSEL FEES & EXPENSES PAID**  
**FISCAL YEAR 2000**  
 (In Alphabetical Order)

PAYEE	TOTAL \$	CLAIMS COUNT
("P" Continued)		
POWELL ERIC K	\$20,755.49	20
POWELL J C	\$1,698.50	4
POWELL JAMES M	\$12,042.30	27
POWELL LAW OFFICES	\$340.00	1
PRALL THOMAS J	\$10,886.22	25
PRENTICE TIMOTHY H	\$46,317.00	111
PRESTON & WEESE LC	\$84,286.29	54
PRICE LOUIE T	\$14,240.31	49
PRIMARY PSYCHOLOGICAL CARE PLLC	\$1,400.00	1
PRINCETON COMMUNITY HOSPITAL	\$41.75	1
PRITT JEFFRY A	\$32,787.57	47
PROBE INTERNATIONAL ENTERPRISES LLC	\$6,932.43	6
PROCESS STRATEGIES INSTITUTE	\$16,897.50	10
PSYCHOLOGICAL ASSOC OF LOGAN INC	\$300.00	1
PSYCHOLOGICAL CONSULTING INC	\$1,075.00	4
PULLIN KNOPF FOWLER & FLANAGAN	\$48,173.93	43
(Q)		
QAZI NAEEM A MD PC	\$450.00	1
(R)		
RADCLIFF PATRICK N	\$93,201.70	106
RADMAN SCOTT S	\$93,501.00	180
RAGUS COMPUTERIZED POLYGRAPH INC	\$442.91	1
RALEIGH PSYCHIATRIC SERVICES INC	\$225.00	1
RANSON RUTH LYNETTE	\$7,992.00	28
RAPTIS ANDREW A JR	\$528.09	2
RATLIFF-THOMAS DARLENE	\$640.50	6
RECHT LAW OFFICES	\$4,073.54	2
REDMOND LARRY WAYNE	\$14,752.63	30
REED & REED	\$22,323.48	36
REGAN THOMAS M LC	\$45,179.21	67
REXROAD WILLETT & NANNERS PLLC	\$69,819.18	75
RHODES JAMES RANDALL	\$44,257.00	50
RIAZ RIAZ UDDIN	\$750.00	1
RICHARDSON RICHARDSON & CAMPBELL	\$18,482.26	57
RIFFLE SUSAN L	\$31,876.06	87
RINGER DARRELL	\$15,697.80	4
ROAHRIG RANDAL W	\$8,928.67	7
ROBERT J MACDONALD AGENCY INC	\$7,525.04	18
ROBERTSON JOSEPH E JR	\$200.00	1
ROBINSON & MCELWEE	\$27,622.88	25
ROBINSON RICE & LEVY	\$1,645.00	3

**WEST VIRGINIA PUBLIC DEFENDER SERVICES  
 APPOINTED COUNSEL FEES & EXPENSES PAID  
 FISCAL YEAR 2000  
 (In Alphabetical Order)**

PAYEE	TOTAL \$	CLAIMS COUNT
("R" Continued)		
RODGERS JEFFREY S	\$33,552.63	75
RODIN HAROLD F	\$3,150.00	5
ROKISKY JEFFREY J	\$614.30	1
ROLL W DAN	\$19,004.12	39
ROLLO EDMUND J	\$57,639.07	56
RONCAGLIONE CARL J JR	\$13,645.14	7
RONNING PALMER & TITUS	\$4,625.73	10
ROSE JOAN A	\$3,752.16	3
ROSE PADDEN & PETTY LC	\$3,546.10	29
ROSENLIEB DUANE C JR	\$73,053.91	106
ROSINSKY TIMOTHY P	\$31,063.65	12
ROSS THOMAS R II	\$352.00	5
ROW BARRY	\$225.00	1
RUMORA RONALD J	\$9,764.39	25
RUNDLE & RUNDLE LC	\$7,148.50	27
RUNDLE JULIET WALKER	\$5,030.50	14
RUNNER EDWIN C	\$7,559.44	10
RUSEN & WHITE PLC	\$1,903.14	1
RUSEN MICHELE	\$5,519.06	4
RUSSELL MELINDA L	\$41,617.58	38
RUTTENBERG ROBYN	\$4,505.30	5
RYAN A J	\$9,889.52	31
RYAN KOURTNEY A	\$158,690.00	116
RYAN WILLIAM D	\$8,981.11	32
(S)		
S SEAN MURPHY LC	\$29,957.57	45
SAFFER MARTIN V	\$13,131.50	23
SAL NATALIE J	\$40,818.82	35
SAMMONS OLIVERO & PARASCHOS	\$55,448.11	82
SANDERS AUSTIN SWOPE & FLANIGAN	\$22,150.95	31
SANDOVAL GILBERT	\$1,275.00	2
SANTER & SANTER	\$19,277.39	52
SAVILLE & DAVIS PLLC	\$56,032.38	90
SAXE SUSAN B	\$4,682.72	1
SCHARF WILLIAM H	\$9,654.27	16
SCHRADER BYRD & COMPANION PLLC	\$2,399.42	4
SCHWABE MARIO R MD	\$1,200.00	1
SCOTT CINDY S	\$13,237.00	25
SCOTT JOHN A	\$7,355.50	31
SCOTTI & GERL	\$2,562.50	3
SEE & DOWNING	\$36,824.59	42
SELDON STANLEY I	\$16,294.91	20

**WEST VIRGINIA PUBLIC DEFENDER SERVICES  
 APPOINTED COUNSEL FEES & EXPENSES PAID  
 FISCAL YEAR 2000  
 (In Alphabetical Order)**

PAYEE	TOTAL \$	CLAIMS COUNT
("S" Continued)		
SERGEANT MARK G	\$7,193.88	20
SHAFFER & SHAFFER	\$97,222.97	180
SHAFFER JOSEPH F	\$13,204.96	7
SHAFFER MICHAEL J	\$35,052.97	9
SHARLEY MICHAEL J	\$20,746.80	36
SHARMA SUDHA A	\$232.00	1
SHAW R MICHAEL LC	\$41,763.60	80
SHAY DANA R	\$62,756.29	83
SHERMAN LAWRENCE E JR LC	\$48,802.76	66
SHOUGH SCOTT A	\$23,531.82	67
SIEGRIST & WHITE PLLC	\$11,503.33	6
SILVER PAULA K	\$13,387.00	10
SIMMONS BERKELEY L & SIMMONS SUSAN D	\$5,531.02	6
SIMMONS EUGENE M	\$7,661.50	15
SIMS & HALL	\$350.66	1
SIRK TIMOTHY M	\$21,972.90	54
SKAGGS G ERNEST	\$84,451.09	104
SKAGGS NANCY S	\$3,528.90	5
SKEEN KENNAD L	\$18,447.14	47
SKEENS RODNEY A	\$7,505.12	9
SKINNER BRIAN J	\$878.60	4
SKINNER NANCY L	\$216,292.17	496
SMITH & SCANTLEBURY LC	\$10,057.00	18
SMITH & VAN BIBBER	\$8,811.50	26
SMITH CLINTON W	\$33,112.69	71
SMITH COURTLANDT	\$8,702.51	25
SNYDER & HASSIG	\$19,077.41	19
SPADARO LAURA E	\$9,068.98	5
SPARKS C MICHAEL	\$35,586.34	75
SPILMAN THOMAS & BATTLE	\$4,502.57	1
SPONAUGLE & SPONAUGLE	\$900.00	1
SPONAUGLE KEVIN C	\$47,898.25	36
SPRING LLOYD W III	\$15,796.00	66
SPURLOCK JAMES E	\$51,119.27	39
STACY & GRIFFITH	\$23,147.65	47
STAFFORD REBECCA L	\$1,016.00	1
STANTON & STANTON	\$20,824.50	37
STANTON E SCOTT	\$3,120.00	12
STANTON G PATRICK JR	\$32,383.09	31
STANTON SHIRLEY J	\$460.50	1
STAPLETON LAW OFFICES LC	\$63,445.02	50
STATON W RICHARD LC	\$26,065.10	49
STEPHENS GLORIA M	\$25,690.35	20

**WEST VIRGINIA PUBLIC DEFENDER SERVICES**  
**APPOINTED COUNSEL FEES & EXPENSES PAID**  
**FISCAL YEAR 2000**  
 (In Alphabetical Order)

PAYEE	TOTAL \$	CLAIMS COUNT
("S" Continued)		
STEPTOE & JOHNSON	\$1,098.14	3
STEVE HUNTER ASSOCIATES LC	\$929.30	6
STEVEN A JONES LC	\$80,744.32	113
STOBBS R RUSSELL	\$24,140.23	40
STOLLINGS HARLEY E	\$11,934.99	18
STONE LEROY A	\$4,600.00	2
STONE ROBERT C JR	\$10,079.90	10
STOVER WILLIAM D	\$396.50	1
STROEBEL & JOHNSON PLLC	\$442.00	2
STURDEVANT ALAN D PH D	\$525.00	1
SUMMERS JONATHAN W	\$905.50	3
SUMMERS WILLIAM B	\$103,990.60	195
SUTTON & JANELLE PLLC	\$18,774.43	29
SWEENEY LAVERNE	\$12,609.97	29
(T)		
TABOR LINDSAY & ASSOCIATES	\$493.79	3
TALLMAN CHARLES DARREN	\$20,890.30	67
TATANO TONY	\$2,456.22	9
TATE REBECCA L	\$48,519.40	106
TAYLOR & JAMES PLLC	\$943.30	2
TAYLOR JENNIFER N	\$198.00	1
TAYLOR PAUL G	\$17,696.01	16
TAYLOR SHAWN ANTHONY	\$3,573.50	36
TECHNICAL ADVISORY SERVICE INC	\$525.00	1
THOMAS REBECCA L	\$337.60	1
THOMPSON & WEATHERHOLT	\$20,496.14	40
THOMPSON ROGER L	\$5,653.51	17
THORN & THORN LC	\$27,659.11	21
THORNE STEVEN M	\$55,735.50	169
TICHENOR BONNIE SUE	\$681.29	3
TICHENOR TERRI L	\$14,033.00	21
TISSUE PHILIP J	\$520.44	3
TORRES GEORGE M	\$56,556.20	97
TORSNEY JACK R JR	\$2,317.50	5
TRI STATE BEHAVIORAL HEALTH CARE INC	\$675.00	1
TROISI JOSEPH G	\$33,086.10	40
TRUMP & TRUMP	\$19,097.15	42
TUCKER GREGORY A	\$4,899.52	15

**WEST VIRGINIA PUBLIC DEFENDER SERVICES  
 APPOINTED COUNSEL FEES & EXPENSES PAID  
 FISCAL YEAR 2000  
 (In Alphabetical Order)**

PAYEE	TOTAL \$	CLAIMS COUNT
("T" Continued)		
TUCKER RON L	\$607.29	1
TURNER RYAN S	\$5,654.70	26
TYREE D SCOTT	\$14,281.28	24
TYSON DAVID R	\$22,898.84	52
(U)		
URTSO AMBER C	\$5,706.50	15
(V)		
VALENTINO WILLIAM RIDER	\$54,065.21	86
VAN ZANT SUSAN J	\$23,538.69	67
VANDEVENDER LAW OFFICE LC	\$1,825.07	4
VANMETER LERA K	\$45,213.98	77
VANNOSTRAND & MORTON	\$29,328.33	51
VAUGHAN INVESTIGATIVE SERVICES INC	\$4,906.44	1
VICTOR & VICTOR	\$31,482.60	45
VICTOR MATTHEW A	\$79,939.77	114
VIEWEG GEORGE B	\$19,501.62	23
VIEWEG MARK E	\$2,968.34	5
VITAL ROBERT E LC	\$27,987.99	44
(W)		
WAGNER WALTER L JR	\$3,050.00	1
WALKER JAMES A	\$24,364.50	30
WALKER VIRGIL VERN JR	\$807.70	2
WALL RANDALL D	\$26,565.21	73
WALLACE MICHAEL K	\$72,679.00	186
WALTERS KRAUSKOPF & ROTH	\$17,174.14	16
WARMAN & SIGWART	\$3,378.46	9
WARNER KIMBER RATCLIFFE	\$5,696.98	14
WATERS WARNER & HARRIS	\$44,042.93	23
WATKINS JAMES O JR	\$1,384.00	10
WATKINS WILLIAM M III	\$11,270.50	30
WAUGH BRENDA	\$2,437.10	6
WEBB DAVID HAMILTON	\$20,780.35	37
WEBER & WEBER	\$4,970.96	29
WEBSTER JANICE S	\$1,559.25	4
WEESE ROGER R	\$15,198.00	55
WEESE TRACY	\$5,968.36	1
WEST VIRGINIA UNIVERSITY MEDICAL CORPORATION	\$20,410.00	15
WHEATON KEITH LEWIS	\$9,825.32	14
WHIRLWIND INVESTIGATION & SECURITY INC	\$1,463.40	2
WHITE & STAREK PLLC	\$20,564.44	23

**WEST VIRGINIA PUBLIC DEFENDER SERVICES  
 APPOINTED COUNSEL FEES & EXPENSES PAID  
 FISCAL YEAR 2000  
 (In Alphabetical Order)**

PAYEE	TOTAL \$	CLAIMS COUNT
("W" Continued)		
WHITE GARY W	\$853.90	2
WHITE KEITH	\$67,633.44	88
WHITE LISA F	\$26,230.41	47
WHITE MAX HARRY	\$33,223.30	93
WHITE ROBERT LEE	\$31,419.85	114
WHITE ROBERT S	\$16,200.00	7
WHITE THOMAS E	\$5,283.90	9
WHITEMAN BURDETTE & RADMAN PLLC	\$6,176.00	17
WHITEMAN FRANCES C	\$87,650.78	115
WHITT MICHAEL R	\$22,612.28	30
WIDMER COOMBS & GAYDOS PLLC	\$15,931.43	11
WIEDEL DIANA CARTER	\$5,805.50	18
WILCOX JOHN D	\$3,276.00	19
WILDMAN ERIC KEITH	\$24,866.74	31
WILLIAM BREZINSKI LLC	\$1,000.00	2
WILLIAMS GENE HAL	\$591.00	1
WILLIAMS JACQUES R	\$13,958.57	10
WILLIAMS JAMES E	\$1,402.49	2
WILLIAMS JOHN E JR	\$47,764.25	35
WILLIAMS SHEILA KAE	\$26,920.00	38
WILLIS & CHATTIN	\$7,926.76	15
WILMOTH DAVID H LC	\$692.85	3
WILSON & BAILEY	\$34,406.69	47
WILSON & SHIELDS LC	\$4,231.50	26
WILSON FRAME BENNINGER & MATHENEY PLLC	\$2,005.39	9
WILSON SEAN	\$12,018.50	4
WINDOM RODNEY C	\$32,818.03	27
WITT RICHARD C	\$21,965.32	28
WOLFE DORWIN J	\$76,238.57	75
WOLFE HAROLD B	\$4,316.13	5
WOLFE HAROLD B III	\$351.50	1
WOLFINGBARGER BRENT W	\$3,349.74	1
WOOD & WININSKY PLLC	\$276.00	1
WOODFORD PAUL H II	\$449.50	1
WOOTON LAW FIRM	\$16,315.10	17
WRIGHT LACY W JR	\$11,377.92	18
WV YOUTH ADVOCATE PROGRAM	\$360.00	1
WVU HOSPITALS INC	\$224.50	1

**WEST VIRGINIA PUBLIC DEFENDER SERVICES  
APPOINTED COUNSEL FEES & EXPENSES PAID  
FISCAL YEAR 2000  
(In Alphabetical Order)**

<b>PAYEE</b>	<b>TOTAL \$</b>	<b>CLAIMS COUNT</b>
<b>(Y)</b>		
YACKEL RAYMOND H	\$13,826.50	20
YANNERELLA DON A	\$6,786.04	7
YEAGER HOWARD L JR	\$17,675.00	27
YEAGER JOHN R JR	\$9,522.88	9
YOUNGER C CHRISTOPHER	\$781.00	1
<b>(Z)</b>		
ZAMOW THOMAS	\$15,647.00	32
ZIEGLER & GUNNOE	\$65,651.75	148
ZIMAROWSKI JAMES B	\$36,533.37	40
<b>STATE TOTALS</b>	<b>\$12,633,115.16</b>	<b>22,441</b>

**WEST VIRGINIA PUBLIC DEFENDER SERVICES  
 APPOINTED COUNSEL FEES & EXPENSES PAID  
 FISCAL YEAR 2000  
 (In Descending Order By Total)**

PAYEE	TOTAL \$	CLAIMS COUNT
CLAGETT & GOREY	\$282,906.11	886
SKINNER NANCY L	\$216,292.17	496
HAUGHT IRA M	\$163,029.47	168
RYAN KOURTNEY A	\$158,690.00	116
LAW OFFICE OF BRUCE M WHITE LC	\$138,344.66	211
SUMMERS WILLIAM B	\$103,990.60	195
ARBUCKLE DOUGLAS H	\$98,064.37	59
SHAFFER & SHAFFER	\$97,222.97	180
RADMAN SCOTT S	\$93,501.00	180
RADCLIFF PATRICK N	\$93,201.70	106
FRANCIS ERIC M	\$91,285.23	81
ORTEZA AILYNN MAE	\$89,864.63	54
FOLICKMAN & SMITH LLC	\$89,240.17	163
WHITEMAN FRANCES C	\$87,650.78	115
BURDETTE KRISTINE ADELE	\$87,485.39	163
SKAGGS G ERNEST	\$84,451.09	104
PRESTON & WEESE LC	\$84,286.29	54
HICKS NATHAN A JR LC	\$81,646.85	114
MCDERMOTT & BONENBERGER PLLC	\$80,925.36	68
STEVEN A JONES LC	\$80,744.32	113
BRYANT CARL P	\$80,152.99	135
VICTOR MATTHEW A	\$79,939.77	114
MULLINS CHARLES B II	\$77,130.83	75
WOLFE DORWIN J	\$76,238.57	75
LESTER WILLIAM M	\$76,159.38	150
DILLON WELLS H	\$74,334.73	86
ROSENLIEB DUANE C JR	\$73,053.91	106
WALLACE MICHAEL K	\$72,679.00	186
COREY DANIEL S	\$72,626.44	68
JACKSON & KELLY	\$71,808.81	28
ARNOLD S ANDREW	\$70,390.04	80
REXRoad WILLET & NANNERS PLLC	\$69,819.18	75
WHITE KEITH	\$67,633.44	88
ZIEGLER & GUNNOE	\$65,651.75	148
HAWKINS JAMES E JR	\$64,780.75	562
FLINCHUM R KEITH	\$64,459.52	99
MOSES JOSEPH J	\$64,398.60	66
STAPLETON LAW OFFICES LC	\$63,445.02	50
BULLMAN & BULLMAN	\$63,127.73	114
MCNEER HIGHLAND MCMUNN & VARNER LC	\$62,872.08	39
SHAY DANA R	\$62,756.29	83
BAGBY STEVE	\$62,754.00	57
KEENER RAYMOND III	\$62,584.76	138
HIVELY HERBERT L II	\$61,857.06	202

**WEST VIRGINIA PUBLIC DEFENDER SERVICES  
 APPOINTED COUNSEL FEES & EXPENSES PAID  
 FISCAL YEAR 2000  
 (In Descending Order By Total)**

PAYEE	TOTAL \$	CLAIMS COUNT
ESPOSITO & ESPOSITO	\$61,819.64	67
GARRETT & GARRETT	\$61,510.28	48
BENFORD LEE F II	\$60,291.16	138
NAVY L VICTOR	\$59,745.09	115
GEARY & GEARY LC	\$58,225.90	54
ROLLO EDMUND J	\$57,639.07	56
FERRIS HOWARD M	\$57,532.00	220
FOLIO JOHN SAMUEL	\$57,216.16	40
TORRES GEORGE M	\$56,556.20	97
SAVILLE & DAVIS PLLC	\$56,032.38	90
CLINE MICHAEL R	\$55,966.00	127
THORNE STEVEN M	\$55,735.50	169
SAMMONS OLIVERO & PARASCHOS	\$55,448.11	82
BRUCE BARRY L	\$55,382.57	41
PEYTON HARVEY D	\$54,968.57	72
JOHNSTON HOLROYD & ASSOCIATES	\$54,478.50	71
VALENTINO WILLIAM RIDER	\$54,065.21	86
MANYPENNY J PERRY	\$51,930.45	126
SPURLOCK JAMES E	\$51,119.27	39
HENDERSON & FUDA	\$50,914.75	43
MAZZEI ROCCO E	\$50,867.21	49
LAISHLEY JOHN	\$50,487.64	124
HARVEY & JANUTOLO	\$50,164.70	54
EDWARDS JAMES BRYAN	\$49,949.90	46
FARBER MICHAEL C	\$49,366.31	80
KAYSER C DALLAS LC	\$49,254.33	141
SHERMAN LAWRENCE E JR LC	\$48,802.76	66
KRIVONYAK JOHN C	\$48,549.50	150
TATE REBECCA L	\$48,519.40	106
PULLIN KNOPF FOWLER & FLANAGAN	\$48,173.93	43
DUFFY KEVIN C	\$48,071.63	41
SPONAUGLE KEVIN C	\$47,898.25	36
WILLIAMS JOHN E JR	\$47,764.25	35
HARMAN MARLA ZELENE	\$46,651.24	36
PRENTICE TIMOTHY H	\$46,317.00	111
NOGAY CATHRYN A	\$46,062.02	20
BELL & GRIFFITH LC	\$45,909.37	76
VANMETER LERA K	\$45,213.98	77
DOUGLASS ERNEST M	\$45,211.93	119
REGAN THOMAS M LC	\$45,179.21	67
RHODES JAMES RANDALL	\$44,257.00	50
WATERS WARNER & HARRIS	\$44,042.93	23
MILLS KEVIN D	\$43,830.12	7
GUTMANN RICHARD M	\$43,704.00	61

**WEST VIRGINIA PUBLIC DEFENDER SERVICES  
 APPOINTED COUNSEL FEES & EXPENSES PAID  
 FISCAL YEAR 2000  
 (In Descending Order By Total)**

PAYEE	TOTAL \$	CLAIMS COUNT
MORAN CATHERINE JANE	\$42,539.33	89
SHAW R MICHAEL LC	\$41,763.60	80
RUSSELL MELINDA L	\$41,617.58	38
BAYLISS A SHAWN D	\$41,540.67	79
SAL NATALIE J	\$40,818.82	35
COLLINS & COURTRIGHT	\$40,197.76	70
NOONE ROBERT T	\$39,875.11	36
BUTCHER & BUTCHER	\$39,730.80	80
HASSAN RONALD D	\$38,768.88	26
CASSIDY MYERS COGAN VOEGELIN & TENNANT LC	\$38,511.72	2
KERNS TIMOTHY J	\$38,361.00	79
AUCREMANNE JOSEPH	\$38,278.31	120
PERRY DAVID D	\$37,970.16	2
BEAN & BEAN	\$37,811.65	41
LUPARDUS TIMOTHY P	\$36,994.89	74
SEE & DOWNING	\$36,824.59	42
ZIMAROWSKI JAMES B	\$36,533.37	40
HANCOCK & SEARS	\$36,195.82	35
KING WAYNE	\$36,023.00	49
SPARKS C MICHAEL	\$35,586.34	75
SHAFFER MICHAEL J	\$35,052.97	9
DETCHE PAUL S	\$34,913.44	1
CESARE CARMELA M	\$34,576.83	38
CARDOT RICHARD	\$34,486.56	93
WILSON & BAILEY	\$34,406.69	47
HIGGINS HOWARD G JR	\$34,340.34	56
MCFARLAND JOSEPH W JR	\$34,067.81	79
RODGERS JEFFREY S	\$33,552.63	75
WHITE MAX HARRY	\$33,223.30	93
SMITH CLINTON W	\$33,112.69	71
TROISI JOSEPH G	\$33,086.10	40
WINDOM RODNEY C	\$32,818.03	27
PRITT JEFFRY A	\$32,787.57	47
HAGER & HEILMANN	\$32,490.00	752
STANTON G PATRICK JR	\$32,383.09	31
RIFFLE SUSAN L	\$31,876.06	87
JARRELL ROBERT STEPHEN	\$31,848.26	53
MORRIS GARY W II	\$31,720.70	24
VICTOR & VICTOR	\$31,482.60	45
WHITE ROBERT LEE	\$31,419.85	114
CARL H CHARLES III	\$31,362.30	56
CARR BRIAN KEITH	\$31,321.42	68
HUSSELL & KELLER LC	\$31,275.74	48
ROSINSKY TIMOTHY P	\$31,063.65	12

**WEST VIRGINIA PUBLIC DEFENDER SERVICES**  
**APPOINTED COUNSEL FEES & EXPENSES PAID**  
**FISCAL YEAR 2000**  
 (In Descending Order By Total)

PAYEE	TOTAL \$	CLAIMS COUNT
ELDER JEFFREY A	\$30,308.00	67
S SEAN MURPHY LC	\$29,957.57	45
BROWN & LEVICOFF	\$29,702.44	37
NEWBOLD WILEY W	\$29,446.68	30
VANNOSTRAND & MORTON	\$29,328.33	51
EILAND & BENNETT	\$29,119.83	36
DEAK DAVID S	\$29,104.57	41
BREWER WILLIAM C	\$28,448.90	38
COOK & COOK	\$28,132.50	73
BONINSEGNA SANTE JR	\$28,078.65	79
VITAL ROBERT E LC	\$27,987.99	44
JARRELL CYNTHIA J	\$27,737.50	109
THORN & THORN LC	\$27,659.11	21
ROBINSON & MCELWEE	\$27,622.88	25
LEWIS AMY L J	\$27,559.84	43
CRANDALL PYLES HAVILAND & TURNER	\$27,542.65	52
BARRAT ROBERT E	\$27,227.30	110
WILLIAMS SHEILA KAE	\$26,920.00	38
NOVOBILSKI JEROME R	\$26,796.70	88
WALL RANDALL D	\$26,565.21	73
BEANE JOHN D	\$26,276.60	75
WHITE LISA F	\$26,230.41	47
KELLEY H GERARD	\$26,166.00	68
STATON W RICHARD LC	\$26,065.10	49
MURENSKY RUDOLPH J II	\$25,885.14	41
LILLY THOMAS	\$25,700.00	14
STEPHENS GLORIA M	\$25,690.35	20
OOTEN GRAYDON C JR	\$25,604.45	28
CALLAGHAN & CALLAGHAN	\$25,552.43	35
CURRY DENNIS H	\$25,384.50	41
FORD & RICHARDSON	\$25,120.24	37
INVESTIGATION DIVISION INC	\$24,967.61	29
WILDMAN ERIC KEITH	\$24,866.74	31
MUNCEY HOBERT F JR	\$24,704.11	27
HALL KAREN L	\$24,426.52	74
WALKER JAMES A	\$24,364.50	30
DEMPSTER BRIAN C	\$24,362.10	29
STOBBS R RUSSELL	\$24,140.23	40
ANDERSON J MICHAEL	\$24,032.85	2
CALLEN ELDON A	\$23,860.33	26
GARDNER & JACKSON	\$23,782.18	28
HERNDON STEPHEN D	\$23,718.75	7
HASH JOSEPH C JR	\$23,663.05	44
VAN ZANT SUSAN J	\$23,538.69	67

**WEST VIRGINIA PUBLIC DEFENDER SERVICES  
 APPOINTED COUNSEL FEES & EXPENSES PAID  
 FISCAL YEAR 2000  
 (In Descending Order By Total)**

PAYEE	TOTAL \$	CLAIMS COUNT
SHOUGH SCOTT A	\$23,531.82	67
DILS JAN D	\$23,514.20	135
STACY & GRIFFITH	\$23,147.65	47
TYSON DAVID R	\$22,898.84	52
GUILLS JESSE O JR	\$22,896.83	43
WHITT MICHAEL R	\$22,612.28	30
REED & REED	\$22,323.48	36
SANDERS AUSTIN SWOPE & FLANIGAN	\$22,150.95	31
MORTON PAUL B	\$22,146.18	46
KATZ KANTOR & PERKINS	\$22,064.58	25
SIRK TIMOTHY M	\$21,972.90	54
WITT RICHARD C	\$21,965.32	28
POSTLE TERESA C	\$21,958.50	108
MCCOY JAMES A JR	\$21,862.00	25
GALL D CONRAD	\$21,786.88	64
LAMP PAT	\$21,723.89	164
CAMILLETTI DAVID A	\$21,715.50	25
ANDERSON CHARLES E	\$21,547.00	42
GIATRAS & WEBB	\$21,428.89	61
COSENZA UNDERWOOD & MERRIMAN	\$21,202.50	2
TALLMAN CHARLES DARREN	\$20,890.30	67
STANTON & STANTON	\$20,824.50	37
WEBB DAVID HAMILTON	\$20,780.35	37
POWELL ERIC K	\$20,755.49	20
SHARLEY MICHAEL J	\$20,746.80	36
WHITE & STAREK PLLC	\$20,564.44	23
THOMPSON & WEATHERHOLT	\$20,496.14	40
WEST VIRGINIA UNIVERSITY MEDICAL CORPORATION	\$20,410.00	15
BOWERS JEFFREY S	\$20,195.83	15
NEISWONGER & WHITE	\$19,988.35	60
CUTRIGHT ROGER L	\$19,958.00	31
PELLEGRIN MARK P	\$19,798.50	58
BROWNING ROBERT JR LC	\$19,796.50	73
MCLAUGHLIN & CURRY	\$19,557.70	93
VIEWEG GEORGE B	\$19,501.62	23
HUNTER J BURTON III	\$19,327.87	64
SANTER & SANTER	\$19,277.39	52
CLARKE D RANDALL	\$19,258.70	13
TRUMP & TRUMP	\$19,097.15	42
SNYDER & HASSIG	\$19,077.41	19
ROLL W DAN	\$19,004.12	39
LILLY & ROWE	\$18,920.50	32
SUTTON & JANELLE PLLC	\$18,774.43	29
GARRETT WILLIAM C	\$18,772.22	22

**WEST VIRGINIA PUBLIC DEFENDER SERVICES**  
**APPOINTED COUNSEL FEES & EXPENSES PAID**  
**FISCAL YEAR 2000**  
 (In Descending Order By Total)

PAYEE	TOTAL \$	CLAIMS COUNT
HYER & LITTLEPAGE	\$18,735.37	22
RICHARDSON RICHARDSON & CAMPBELL	\$18,482.26	57
SKEEN KENNAD L	\$18,447.14	47
ALBRIGHT BRADLEY & ALBRIGHT PLLC	\$18,422.48	73
KUYKENDALL WILLIAM R	\$17,915.53	28
GORMAN SHEATSLEY & COMPANY LC	\$17,793.45	11
TAYLOR PAUL G	\$17,696.01	16
YEAGER HOWARD L JR	\$17,675.00	27
BECKETT HERMAN H	\$17,651.31	4
LEWIS LAWRENCE J	\$17,559.46	5
NEWMAN KEITH L	\$17,242.00	45
WALTERS KRAUSKOPF & ROTH	\$17,174.14	16
PANCAKE F CODY III	\$16,980.58	34
PROCESS STRATEGIES INSTITUTE	\$16,897.50	10
MCCUE LISA V	\$16,859.04	14
DUES THEODORE R JR LC	\$16,768.50	2
BUTLER JOHN M	\$16,605.50	26
MARTIN WILLIAM C	\$16,595.12	50
LOUDERBACK ROBIN R	\$16,370.00	109
MEDICAL & TOXICOLOGICAL INFORMATION INC	\$16,324.90	6
WOOTON LAW FIRM	\$16,315.10	17
SELDON STANLEY I	\$16,294.91	20
NICHOLS & SKINNER LC	\$16,286.25	12
WHITE ROBERT S	\$16,200.00	7
COLLINS SALLY C	\$16,155.40	25
MORGAN EDWARD WARD	\$15,989.53	17
WIDMER COOMBS & GAYDOS PLLC	\$15,931.43	11
KARR DAVID JR	\$15,812.51	32
SPRING LLOYD W III	\$15,796.00	66
FRASHER GARY WAYNE	\$15,738.42	24
RINGER DARRELL	\$15,697.80	4
BREMER JOHN L	\$15,680.98	13
ZAMOW THOMAS	\$15,647.00	32
FILE PAYNE SCHERER & FILE	\$15,481.53	13
FRANKOVITCH ANETAKIS COLANTONIO & SIMON	\$15,370.27	11
CATHER TYLER A	\$15,348.41	70
HUNT & SERRENO	\$15,342.50	39
ANDERSON PATRICK B	\$15,202.23	52
WEESE ROGER R	\$15,198.00	55
BLYLER HOWARD J	\$14,959.66	53
MATHEWS REBECCA ANN	\$14,845.00	89
LACARIA PHILIP A	\$14,772.50	30
REDMOND LARRY WAYNE	\$14,752.63	30
HART DAVID W	\$14,650.78	19

**WEST VIRGINIA PUBLIC DEFENDER SERVICES  
 APPOINTED COUNSEL FEES & EXPENSES PAID  
 FISCAL YEAR 2000  
 (In Descending Order By Total)**

PAYEE	TOTAL \$	CLAIMS COUNT
JORY & SMITH	\$14,604.17	41
ELING SHERRY S	\$14,584.00	46
JUBA-PLUMLEY ROSALEE	\$14,500.80	9
HENDRICKS PETER A	\$14,442.50	41
FAST THOMAS K	\$14,419.63	14
MOYE DAVID O	\$14,364.67	48
HILL PATRICIA TOLLE	\$14,292.73	20
TYREE D SCOTT	\$14,281.28	24
PRICE LOUIE T	\$14,240.31	49
TICHENOR TERRI L	\$14,033.00	21
WILLIAMS JACQUES R	\$13,958.57	10
HAMILTON BURGESS YOUNG & POLLARD	\$13,856.14	18
YACKEL RAYMOND H	\$13,826.50	20
HALLINAN JACQUELINE A	\$13,722.63	53
RONCAGLIONE CARL J JR	\$13,645.14	7
NIBERT & MORGAN	\$13,545.26	35
FITZ STEPHEN S	\$13,491.00	33
HOPKINS VIRGINIA JACKSON	\$13,444.92	13
SILVER PAULA K	\$13,387.00	10
SCOTT CINDY S	\$13,237.00	25
HANNA AND BONHAM	\$13,223.15	53
SHAFFER JOSEPH F	\$13,204.96	7
CONAWAY TIMOTHY R	\$13,192.50	21
SAFFER MARTIN V	\$13,131.50	23
ANDERSON PARKULO STANSBURY & ASSOCIATES LC	\$12,774.00	31
LEVINE RANDALL C	\$12,720.28	10
SWEENEY LAVERNE	\$12,609.97	29
BOUCHILLON CROSSAN & COLBURN LC	\$12,586.48	23
JOEL DAVID J	\$12,405.06	16
GOODWIN & GOODWIN	\$12,281.69	5
HAMSTEAD & ASSOCIATES LC	\$12,155.83	13
POWELL JAMES M	\$12,042.30	27
KAWASH JANET N	\$12,033.51	9
GORDON MARGARET A B	\$12,023.50	8
WILSON SEAN	\$12,018.50	4
STOLLINGS HARLEY E	\$11,934.99	18
GOLDEN R VANCE III	\$11,755.50	68
PAESANI & PROCTOR PLLC	\$11,687.20	10
SIEGRIST & WHITE PLLC	\$11,503.33	6
WRIGHT LACY W JR	\$11,377.92	18
WATKINS WILLIAM M III	\$11,270.50	30
HUDNALL MARK D	\$11,221.49	15
HAUGHT TIMOTHY E	\$11,118.82	15
INSTITUTE FOR PSYCHOLOGICAL THERAPIES	\$11,097.32	2

**WEST VIRGINIA PUBLIC DEFENDER SERVICES  
 APPOINTED COUNSEL FEES & EXPENSES PAID  
 FISCAL YEAR 2000  
 (In Descending Order By Total)**

PAYEE	TOTAL \$	CLAIMS COUNT
CRABTREE MATTHEW W	\$11,089.74	3
DALTON MARSHA	\$11,082.50	17
PRALL THOMAS J	\$10,886.22	25
KURELAC PATRICIA A	\$10,812.74	1
LUSK TRACY B	\$10,771.60	13
HILL DAVID L	\$10,668.30	21
BEVERIDGE BRENT E	\$10,531.35	21
ELLIOTT ANNE-MARIE Z	\$10,489.02	18
CASTO & CASTO LC	\$10,471.40	15
HOWLEY & VENEZIA LC	\$10,391.56	19
ARRINGTON ROY DAVID	\$10,090.97	59
STONE ROBERT C JR	\$10,079.90	10
SMITH & SCANTLEBURY LC	\$10,057.00	18
HEWITT CHARLES WILLIAM	\$9,910.84	7
RYAN A J	\$9,889.52	31
GLENN JOHN R LAW OFFICES LC	\$9,858.48	30
BRAMBLE CHARLES E III	\$9,840.24	4
JACKSON P RODNEY	\$9,831.63	1
WHEATON KEITH LEWIS	\$9,825.32	14
RUMORA RONALD J	\$9,764.39	25
GIANOLA BARNUM & WIGAL LC	\$9,703.25	10
SCHARF WILLIAM H	\$9,654.27	16
HATFIELD HARRY M	\$9,589.50	40
PHILLIPS GARDILL KAISER & ALTMAYER	\$9,567.78	4
YEAGER JOHN R JR	\$9,522.88	9
KATZ WORKING FAMILIES LAW FIRM LC	\$9,467.96	25
LAW ROY D	\$9,397.60	15
CRUM ROBIN M	\$9,359.32	5
HARRINGTON TRAVERS R JR	\$9,240.74	5
CARSKADON JAMES E	\$9,193.68	13
SPADARO LAURA E	\$9,068.98	5
JACOVETTY GERALD G JR LC	\$9,003.77	8
RYAN WILLIAM D	\$8,981.11	32
ROAHRIG RANDAL W	\$8,928.67	7
ATKINS PAUL S	\$8,880.00	111
HUFFMAN WILLIAM O	\$8,867.97	15
SMITH & VAN BIBBER	\$8,811.50	26
HAYES SHARON A	\$8,799.43	31
SMITH COURTLANDT	\$8,702.51	25
OURS JOHN G	\$8,669.50	16
MITOTYPING TECHNOLOGIES LLC	\$8,633.68	2
DOWNEY MARY M	\$8,547.73	2
PAYNE WILBERT A	\$8,512.00	36
FORESTER WILLIAM T	\$8,461.47	9

**WEST VIRGINIA PUBLIC DEFENDER SERVICES  
 APPOINTED COUNSEL FEES & EXPENSES PAID  
 FISCAL YEAR 2000  
 (In Descending Order By Total)**

PAYEE	TOTAL \$	CLAIMS COUNT
EVERHART BROWN & SNYDER	\$8,378.07	19
DANNY LANE INC	\$8,314.24	3
MULLENS R MIKE LC	\$8,272.85	30
LA NEVE TODD F	\$8,091.57	8
GIGGENBACH MELISSA	\$8,084.95	20
PERPER JOSHUA A MD	\$8,034.99	1
RANSON RUTH LYNETTE	\$7,992.00	28
WILLIS & CHATTIN	\$7,926.76	15
OFSHE RICHARD J INC	\$7,887.21	1
EAGLOSKI N EDWARD II	\$7,729.08	9
PIERSON JAMES M	\$7,704.42	29
SIMMONS EUGENE M	\$7,661.50	15
CLAY ROBERT L	\$7,623.32	7
RUNNER EDWIN C	\$7,559.44	10
ROBERT J MACDONALD AGENCY INC	\$7,525.04	18
SKEENS RODNEY A	\$7,505.12	9
KEYSER BRADY B	\$7,437.71	10
EDDY SHARLEEN E	\$7,434.40	12
ALEXANDER MATTHEW W	\$7,364.90	9
SCOTT JOHN A	\$7,355.50	31
PENNINGTON WILLIAM L	\$7,301.08	19
FIKS LESLIE A	\$7,273.70	18
BISCHOFF DONALD K	\$7,253.47	13
CZARNIK R THOMAS	\$7,235.21	10
SERGEANT MARK G	\$7,193.88	20
RUNDLE & RUNDLE LC	\$7,148.50	27
DOOLEY KATHERINE L	\$7,036.50	22
LABORATORY CORP OF AMERICA HOLDINGS	\$7,025.00	3
BOONES DETECTIVE AGENCY	\$6,976.32	13
PROBE INTERNATIONAL ENTERPRISES LLC	\$6,932.43	6
BLEVINS MICHAEL T	\$6,877.74	25
YANNERELLA DON A	\$6,786.04	7
GREINER CATHY L	\$6,740.50	13
PARMER JASON D	\$6,731.45	10
NIBERT DAVID W	\$6,726.40	2
GREENBAUM STEVEN A	\$6,687.76	8
FROBLE MICHAEL E	\$6,653.50	7
OBRIEN ROBERT J	\$6,652.29	9
JUDY & JUDY	\$6,637.12	19
OSENTON & ADKINS LLP	\$6,616.78	18
MORGAN RYAN J	\$6,562.61	17
KENNETH J BARNETT PC	\$6,497.62	7
BAYLESS & MCFADDEN LLP	\$6,390.33	11
CHASE J K IV	\$6,380.50	14

**WEST VIRGINIA PUBLIC DEFENDER SERVICES  
 APPOINTED COUNSEL FEES & EXPENSES PAID  
 FISCAL YEAR 2000  
 (In Descending Order By Total)**

PAYEE	TOTAL \$	CLAIMS COUNT
WHITEMAN BURDETTE & RADMAN PLLC	\$6,176.00	17
HACKNEY JOHN G JR	\$6,077.84	13
EINREINHOFFER JOHN	\$6,070.00	13
HOLROYD FRED F III	\$6,035.88	28
WEESE TRACY	\$5,968.36	1
HELLEMS E KENT	\$5,963.72	1
H E GENE SIGMAN	\$5,949.24	4
BRAMS & ARNOLD	\$5,917.50	3
OSHOWAY F JOHN	\$5,821.40	16
WIEDEL DIANA CARTER	\$5,805.50	18
OSENTON O REGINALD	\$5,805.00	8
JESSER LAW FIRM PLLC	\$5,731.47	6
URTSO AMBER C	\$5,706.50	15
WARNER KIMBER RATCLIFFE	\$5,696.98	14
ELING & HARMAN	\$5,693.20	8
GIBSON MICHAEL F	\$5,671.29	25
TURNER RYAN S	\$5,654.70	26
THOMPSON ROGER L	\$5,653.51	17
BUSH FRANK P JR & ASSOCIATES	\$5,593.00	11
SIMMONS BERKELEY L & SIMMONS SUSAN D	\$5,531.02	6
RUSEN MICHELE	\$5,519.06	4
COOK INVESTIGATION SERVICE INC	\$5,479.05	7
JBR TECHNOLOGY INC	\$5,343.83	1
COTTRELL JACK	\$5,332.71	14
COOKMAN DONALD P	\$5,294.47	21
ALT RENAE S	\$5,287.98	23
WHITE THOMAS E	\$5,283.90	9
ORNDORFF DAVID L	\$5,279.80	12
HINES FREDERICK OSCAR	\$5,217.85	12
MCGRAW WARREN R II	\$5,211.50	5
ARTIMEZ JOHN E JR	\$5,154.00	8
ADAMSKI THOMAS R MD	\$5,070.00	5
DONNELLY & CARBONE PLLC	\$5,063.50	35
JAMES RICHARD L	\$5,041.69	4
RUNDLE JULIET WALKER	\$5,030.50	14
ALBERTY MICHAEL C	\$5,020.15	8
KAUFMAN KEVIN S	\$5,007.06	8
BLAIR ROBERT E	\$4,998.55	8
GRIFFITH BOYCE	\$4,995.00	41
WEBER & WEBER	\$4,970.96	29
VAUGHAN INVESTIGATIVE SERVICES INC	\$4,906.44	1
TUCKER GREGORY A	\$4,899.52	15
DAMM JOHN EDWARD ED	\$4,875.00	6
MOORE AMANDA BOOKER .	\$4,867.18	28

**WEST VIRGINIA PUBLIC DEFENDER SERVICES**  
**APPOINTED COUNSEL FEES & EXPENSES PAID**  
**FISCAL YEAR 2000**  
 (In Descending Order By Total)

PAYEE	TOTAL \$	CLAIMS COUNT
PARTAIN GEORGE L	\$4,863.50	19
LOPEZ GINA M	\$4,811.44	4
ANGOTTI & STRAFACE LC	\$4,737.50	16
CASEY JAMES M	\$4,700.00	5
POOL JAMES M	\$4,694.68	7
SAXE SUSAN B	\$4,682.72	1
MARSTELLER & HAYES	\$4,678.50	8
CLEVENGER J D	\$4,662.60	7
MARTIN RICHARD MICHAEL	\$4,655.14	11
RONNING PALMER & TITUS	\$4,625.73	10
STONE LEROY A	\$4,600.00	2
MULLENS SHARON M	\$4,592.50	25
RUTTENBERG ROBYN	\$4,505.30	5
SPILMAN THOMAS & BATTLE	\$4,502.57	1
GRAFTON JOHN A	\$4,451.06	17
FRYSON DAVID M	\$4,362.62	27
WOLFE HAROLD B	\$4,316.13	5
CHARLESTON PSYCHIATRIC GROUP INC	\$4,300.00	4
BRYAN CARSON N	\$4,247.00	12
CHARNOCK & CHARNOCK	\$4,244.46	4
WILSON & SHIELDS LC	\$4,231.50	26
LAZENBY K BRUCE	\$4,145.00	9
RECHT LAW OFFICES	\$4,073.54	2
LONG J FRANKLIN	\$4,029.37	11
MICHAEL NELSON M LC	\$4,027.62	6
KOSTOL KAREN B	\$3,998.26	1
JACOBS G PATRICK LC	\$3,988.50	3
BRUMBAUGH RICHARD H	\$3,984.00	9
CLAY PAUL O JR	\$3,896.06	4
MOUNTS MICHAEL E	\$3,857.60	4
BUZZO BILL J JR	\$3,841.53	7
HAMILTON NEAL J	\$3,835.04	16
ASKINTOWICZ JOHN W III	\$3,814.73	17
PATHWAYS PSYCHOLOGICAL CENTER	\$3,755.00	5
ROSE JOAN A	\$3,752.16	3
ALLEN MICHAEL C	\$3,693.50	1
LYNCH MANN SMITH & BIBB	\$3,693.50	3
GARRETT & VAUGHAN	\$3,640.50	6
TAYLOR SHAWN ANTHONY	\$3,573.50	36
HARRIS JOSEPH J	\$3,568.50	2
CRANSTON EDWARDS & ROLLO PLLC	\$3,556.50	12
BALLARD EMMETT JESSEE	\$3,546.76	10
ROSE PADDEN & PETTY LC	\$3,546.10	29
BACHMANN HESS BACHMANN & GARDEN	\$3,542.35	1

**WEST VIRGINIA PUBLIC DEFENDER SERVICES  
 APPOINTED COUNSEL FEES & EXPENSES PAID  
 FISCAL YEAR 2000  
 (In Descending Order By Total)**

PAYEE	TOTAL \$	CLAIMS COUNT
SKAGGS NANCY S	\$3,528.90	5
CYRIL H WECHT & PATHOLOGY ASSOCIATES INC	\$3,500.00	1
NEESE LETITIA A	\$3,465.50	10
HENDERSON HENDERSON & STAPLES LC	\$3,433.64	2
WARMAN & SIGWART	\$3,378.46	9
BRECKINRIDGE DAVIS & SPROLES PLLC	\$3,373.76	13
DYER THOMAS G	\$3,364.22	4
WOLFINGBARGER BRENT W	\$3,349.74	1
WILCOX JOHN D	\$3,276.00	19
BLAND & BLAND	\$3,270.50	4
BOGARAD SHARON N	\$3,263.63	3
HAGER HARRY L	\$3,256.50	66
OHIO VALLEY PULMONARY SERVICES INC	\$3,200.00	1
BALL JOHN P	\$3,176.80	9
RODIN HAROLD F	\$3,150.00	5
STANTON E SCOTT	\$3,120.00	12
MITCHELL JOHN R	\$3,091.00	14
PERLE NORMAN I	\$3,057.63	1
WAGNER WALTER L JR	\$3,050.00	1
MV ENGINEERING COMPANY	\$3,020.15	1
VIEWEG MARK E	\$2,968.34	5
BARTON JEFFREY L	\$2,946.50	5
HAINES RALPH W	\$2,780.00	14
BUSCH & TALBOTT LC	\$2,727.31	4
MONK DANNIE J	\$2,700.91	4
MAUSER BERNARD R	\$2,674.64	9
HARDING J MICHAEL PHD PSYCH SVS	\$2,665.00	1
CUTRIGHT STEVEN L	\$2,654.30	4
CALLAGHAN & RUCKMAN	\$2,640.60	4
PATTERSON GARY ALAN	\$2,631.37	1
LOSCH LARRY E	\$2,602.50	3
KEENAN & ASSOCIATES LC	\$2,591.41	8
SCOTTI & GERL	\$2,562.50	3
MANFORD BYRON CRAIG	\$2,500.00	2
MCINTIRE THOMAS E & ASSOCIATES L C	\$2,491.86	1
TATANO TONY	\$2,456.22	9
WAUGH BRENDA	\$2,437.10	6
PAUGH SUSAN K	\$2,432.18	5
BRUNDAGE DAVID JAMES	\$2,402.02	1
SCHRADER BYRD & COMPANION PLLC	\$2,399.42	4
CELLMARK DIAGNOSTICS INC	\$2,390.00	2
LORENSEN RICHARD H	\$2,376.70	6
HEAVENS CHRISTOPHER J	\$2,332.23	7
DENNISON-RODEBAUGH TERRI A	\$2,323.80	5

**WEST VIRGINIA PUBLIC DEFENDER SERVICES**  
**APPOINTED COUNSEL FEES & EXPENSES PAID**  
**FISCAL YEAR 2000**  
 (In Descending Order By Total)

PAYEE	TOTAL \$	CLAIMS COUNT
TORSNEY JACK R JR	\$2,317.50	5
BURTON & KILGORE	\$2,305.33	5
MORRIS ROBERT M	\$2,279.00	17
LEGG BASIL JR	\$2,218.82	6
ALDERMAN JOHN W III	\$2,212.50	1
HARDING WILLIAM H	\$2,109.00	7
CHITTUM KENNETH E	\$2,092.50	3
COOPER GARY L	\$2,088.88	3
BEHAVIORAL SCIENCE ASSOCIATES INC	\$2,067.60	2
PATRICK RICHARD L	\$2,019.06	1
FULLEN FLOYD R	\$2,005.86	5
WILSON FRAME BENNINGER & MATHENEY PLLC	\$2,005.39	9
HIMMELHOCH JONATHAN M	\$2,000.00	1
BARTLETT INVESTIGATIONS & SECURITY INC	\$1,994.17	3
BILLHEIMER LAW FIRM PLLC	\$1,968.09	5
BOOTEN R LEE II	\$1,916.70	2
RUSEN & WHITE PLC	\$1,903.14	1
HEIL LIESELOTTE MARIE	\$1,840.00	4
NIGGEMYER MICHAEL F	\$1,839.50	5
VANDEVENDER LAW OFFICE LC	\$1,825.07	4
KING NYE	\$1,786.46	3
BAILEY RILEY BUCH & HARMAN LC	\$1,785.66	1
BOOMER JAMES FRANKLIN	\$1,777.19	1
HEDGES JONES WHITTIER & HEDGES	\$1,732.75	8
POWELL J C	\$1,698.50	4
HEROLD CECIL K	\$1,665.80	2
ROBINSON RICE & LEVY	\$1,645.00	3
HALL JEANNE S	\$1,640.10	3
LINGER JERRY N JR	\$1,635.00	5
BRANCAZIO HELEN M	\$1,622.96	7
FORDHAM GEORGE F JR	\$1,566.24	5
WEBSTER JANICE S	\$1,559.25	4
LASH FRANKLIN W	\$1,554.02	6
ACKISON CAROL G	\$1,513.05	1
HOOVER RANDY D	\$1,484.00	3
GALLAHER D CLINTON IV	\$1,479.50	3
WHIRLWIND INVESTIGATION & SECURITY INC	\$1,463.40	2
AVIS WITTEN & WANDLING LC	\$1,461.00	2
ANDRE ROBERT J III	\$1,459.50	2
DIAMOND BILLY A JR	\$1,449.00	1
BUTCH CHRISTOPHER S	\$1,442.50	13
CRAWFORD & JACKSON	\$1,442.14	9
GUSTKE CYNTHIA S PLLC	\$1,434.38	3
WILLIAMS JAMES E	\$1,402.49	2

**WEST VIRGINIA PUBLIC DEFENDER SERVICES  
 APPOINTED COUNSEL FEES & EXPENSES PAID  
 FISCAL YEAR 2000  
 (In Descending Order By Total)**

PAYEE	TOTAL \$	CLAIMS COUNT
PRIMARY PSYCHOLOGICAL CARE PLLC	\$1,400.00	1
WATKINS JAMES O JR	\$1,384.00	10
HUGHEY JEWELL R	\$1,376.00	3
HUSSELL LAW OFFICE LC	\$1,349.14	17
JOHN JOSEPH J	\$1,298.00	1
SANDOVAL GILBERT	\$1,275.00	2
ARONSON FINEMAN & DAVIS CO LPA	\$1,267.00	2
BLANKENSHIP JAMES C III	\$1,236.50	1
GROH STEPHEN V	\$1,235.50	3
HOBBS MARK E	\$1,206.50	3
SCHWABE MARIO R MD	\$1,200.00	1
BUCY WINIFRED L	\$1,188.50	6
DAWSON ENTERPRISES INC	\$1,181.95	1
GLANCE DAVID A	\$1,176.00	2
GOFF TRUDY H	\$1,159.00	5
LEVIN MARTIN	\$1,145.00	2
BLUE MOON INVESTIGATIONS IN	\$1,122.29	3
MCQUEEN HARMON & POTTER LC	\$1,099.94	1
STEPTOE & JOHNSON	\$1,098.14	3
PSYCHOLOGICAL CONSULTING INC	\$1,075.00	4
BLAKE GEORGE	\$1,064.74	3
ANDERSON JOHN P	\$1,046.00	1
FREMOUW WILLIAM J	\$1,025.00	2
STAFFORD REBECCA L	\$1,016.00	1
MARTINO GARY J	\$1,012.00	4
ATKINS & ATKINS	\$1,011.36	6
DAILEY & BOLYARD PLLC	\$1,000.80	2
WILLIAM BREZINSKI LLC	\$1,000.00	2
BIZANOVICH MARY LEE MOORE	\$988.23	1
CLINE-GENTILE DELLA	\$971.00	2
MILLS GEORGE A III	\$968.50	1
TAYLOR & JAMES PLLC	\$943.30	2
ABRAHAM BRIAN R	\$932.50	6
STEVE HUNTER ASSOCIATES LC	\$929.30	6
FERREBEE APRIL	\$921.15	4
BISAHA ANTHONY	\$914.00	1
SUMMERS JONATHAN W	\$905.50	3
SPONAUGLE & SPONAUGLE	\$900.00	1
SKINNER BRIAN J	\$878.60	4
BAILEY REGGIE R	\$871.46	6
WHITE GARY W	\$853.90	2
WALKER VIRGIL VERN JR	\$807.70	2
HYLTON GARY H	\$804.82	2
CODDINGTON & ASSOCIATES INC	\$787.50	1

**WEST VIRGINIA PUBLIC DEFENDER SERVICES**  
**APPOINTED COUNSEL FEES & EXPENSES PAID**  
**FISCAL YEAR 2000**  
 (In Descending Order By Total)

PAYEE	TOTAL \$	CLAIMS COUNT
YOUNGER C CHRISTOPHER	\$781.00	1
MCHALE C A	\$770.50	2
LEACH JAMES R	\$755.90	6
RIAZ RIAZ UDDIN	\$750.00	1
ALLIANCE BEHAVIORAL SERVICES INC	\$750.00	3
MARI SULLIVAN WALKER INC	\$750.00	1
PEARSE RONALD D ED D	\$735.00	4
BURCHAM JEFFREY G	\$726.70	2
HOLUB KAREN S	\$723.80	1
DAISEY RICHARD B	\$712.90	5
COCHRAN AYME A	\$704.55	2
WILMOTH DAVID H LC	\$692.85	3
COOK MARY K	\$682.50	1
TICHENOR BONNIE SUE	\$681.29	3
HEALTH DATA COPIERS INC	\$676.81	1
TRI STATE BEHAVIORAL HEALTH CARE INC	\$675.00	1
A+ LAW CLINIC LLC	\$673.00	6
MORGAN RONALD R II	\$650.50	1
RATLIFF-THOMAS DARLENE	\$640.50	6
PERFATER & PAULEY PLLC	\$639.20	1
FORMAN & CRANE LC	\$639.00	2
KENNETH H FISHER LC	\$625.50	1
MORTON BELINDA S	\$618.67	2
NEW HOPE CHRISTIAN COUNSELING CTR INC	\$615.00	1
ROKISKY JEFFREY J	\$614.30	1
TUCKER RON L	\$607.29	1
HABERFIELD ROBERT J	\$600.00	1
HAMNER TAMMY	\$600.00	1
DAVIS HARRY THOMAS	\$597.97	1
MCDERMOTT DANA P	\$594.58	1
WILLIAMS GENE HAL	\$591.00	1
DALBY NANCY A	\$572.70	1
LAW-SCIENCE TECHNOLOGIES INC	\$562.50	1
MOLESSA HEATHER IRELAND	\$562.35	4
JOHNSON TERESA A	\$540.00	2
RAPTIS ANDREW A JR	\$528.09	2
STURDEVANT ALAN D PH D	\$525.00	1
TECHNICAL ADVISORY SERVICE INC	\$525.00	1
FLANIGAN JAMES L	\$524.00	2
TISSUE PHILIP J	\$520.44	3
HARDY ROY T III	\$517.20	2
DUNBAR RICHARD D	\$516.90	1
CILIBERTI LAW OFFICE LC	\$503.50	2

**WEST VIRGINIA PUBLIC DEFENDER SERVICES**  
**APPOINTED COUNSEL FEES & EXPENSES PAID**  
**FISCAL YEAR 2000**  
 (In Descending Order By Total)

PAYEE	TOTAL \$	CLAIMS COUNT
PADEN NELSON	\$500.00	1
PARKER BARBARA JUNE MA	\$500.00	1
PATHOLOGY ASSOCIATES LTD	\$500.00	1
EASTERN PSYCHOLOGICAL SVC OF WV	\$500.00	1
CHILDRENS HOME SOCIETY OF WV	\$500.00	1
TABOR LINDSAY & ASSOCIATES	\$493.79	3
FRUM RICHARD D	\$489.20	1
FUTRELL IVAN R	\$475.00	1
JAMES DARIN C	\$472.00	3
STANTON SHIRLEY J	\$460.50	1
BIRDSELL CAROL S	\$457.25	1
BRIA LAWRENCE S	\$451.00	1
QAZI NAEEM A MD PC	\$450.00	1
WOODFORD PAUL H II	\$449.50	1
EMBREE ERIC S	\$446.38	1
RAGUS COMPUTERIZED POLYGRAPH INC	\$442.91	1
STROEBEL & JOHNSON PLLC	\$442.00	2
KAHLE GAIL W	\$441.98	1
LAFON KATHY PACK	\$419.65	1
DRAKE DONNA LYNN	\$405.00	1
BRDAR-BAHNEY MARY M	\$402.00	1
STOVER WILLIAM D	\$396.50	1
CHESLOCK TERRI R	\$388.85	1
JIVIDEN LUANNE W	\$377.30	1
ARMISTEAD GINNY L	\$370.50	1
WV YOUTH ADVOCATE PROGRAM	\$360.00	1
ROSS THOMAS R II	\$352.00	5
WOLFE HAROLD B III	\$351.50	1
SIMS & HALL	\$350.66	1
LOUTHIAN ANNIE S	\$345.00	1
POWELL LAW OFFICES	\$340.00	1
THOMAS REBECCA L	\$337.60	1
MURPHY JANET	\$331.10	1
CHANDLER MARCIA L	\$331.10	1
BLAKE KENNETH W	\$325.42	1
MILLER DOUGLAS	\$300.50	1
PSYCHOLOGICAL ASSOC OF LOGAN INC	\$300.00	1
WOOD & WININSKY PLLC	\$276.00	1
FMRS MENTAL HEALTH CENTER INC	\$275.00	1
DUNLAP TRACY RAE	\$273.60	1
PERRY JACK M	\$270.30	1
CARROLL MARCI R	\$268.00	3
KREEFER JULIE L	\$254.10	1
LAW OFFICES OF DAVID A SIMS	\$252.24	2

**WEST VIRGINIA PUBLIC DEFENDER SERVICES  
 APPOINTED COUNSEL FEES & EXPENSES PAID  
 FISCAL YEAR 2000  
 (In Descending Order By Total)**

PAYEE	TOTAL \$	CLAIMS COUNT
CAMILLETTI SACCO & PIZZUTI LC	\$242.00	1
MEYERS KAREN R	\$241.20	1
FURBEE AMOS WEBB & CRITCHFIELD	\$239.50	1
SHARMA SUDHA A	\$232.00	1
RALEIGH PSYCHIATRIC SERVICES INC	\$225.00	1
ROW BARRY	\$225.00	1
WVU HOSPITALS INC	\$224.50	1
GURRERA TAYLOR & MAKRICOSTAS	\$207.00	1
LEWIS AMANDA L	\$206.47	1
LUNSFORD WILLIAM G	\$200.00	1
ROBERTSON JOSEPH E JR	\$200.00	1
NORTHWOOD HEALTH SYSTEMS INC	\$200.00	1
TAYLOR JENNIFER N	\$198.00	1
DUNAWAY MARY L	\$163.80	1
ABRAMS & BYRON	\$155.00	1
MILES DAVID L	\$150.50	2
JUDY PAMELA K	\$144.00	1
MOLER D GROVE	\$139.69	1
ELLIOTT WILLIAM M	\$125.00	1
BIRD VERONICA L	\$115.50	1
PATTERSON THOMAS K	\$87.50	1
PRINCETON COMMUNITY HOSPITAL	\$41.75	1
<b>STATE TOTALS</b>	<b>\$12,633,115.16</b>	<b>22,441</b>

## INDEX

<b>Appointed Counsel Claims By:</b>	
Case Type: Chart	8
Detail	10
Summary	9
<b>Appointed Counsel Dollars By:</b>	
Case Type: Chart	14
Detail	16
Summary	15
<b>Average Cost By:</b>	
Detail	3
Summary	2
<b>Average Per Primary Charge By:</b>	
Alphabetical Order	48
Average Descending Order	51
<b>Direct Expense Claims By:</b>	
Case Type: Chart	38
Detail	40
Summary	39
<b>Expenses By:</b>	
Case Type: Chart	32
Detail	34
Summary	33
<b>Fees By:</b>	
Case Type: Chart	26
Detail	28
Summary	27
<b>Hours By:</b>	
Case Type: Chart	20
Detail	22
Summary	21
<b>Hours In-Court and Out-of-Court By:</b>	
Case Type: Chart	43
Detail	45
Summary	44
<b>Payees By:</b>	
Alphabetical Order	54
Total Descending Order	73
<b>Statistical Summary</b>	1