

WEST VIRGINIA PUBLIC DEFENDER SERVICES

*PUBLIC DEFENDER CORPORATIONS
STATISTICAL REPORTS
FISCAL YEAR 2000/2001*



JOHN A. ROGERS
EXECUTIVE DIRECTOR

SUBMITTED 01/29/2002

**WV PUBLIC DEFENDER SERVICES
STATISTICAL REPORT
PUBLIC DEFENDER CORPORATIONS FY 2001**

Total Number of Cases Pending July 1, 2000	11688
Total Number of Cases Opened	23204
Total Number of Cases Closed	20762
Total Number of Cases Represented during FY 2001	34892
Total Number of Charges Associated with Cases Pending July 1, 2000	21879
Total Number of Charges Associated with Cases Opened	41141
Total Number of Charges Associated with Cases Closed	37159
Total Number of Charges Associated with Cases Represented	63020
Total Amount Disbursed to Corporations	\$11,752,949
Average Total Cost Per Case	\$336.84

PUBLIC DEFENDER CORPORATIONS
TOTAL OPEN CASES AS OF JUNE 30, 2000 REPORT
CARRYOVER BY CASE TYPE TO FY 2001

CIRCUIT/COUNTY	PAROLE										TOTAL
	FELONY	MISDEMEAN	MENTAL HYGIENE	JUVENILE	REVOCAT.	PROBAT.	TERMIN./ ABUSE	HABEAS SC	OTHER	TOTAL	
1ST CIRCUIT	213	520	26	176	54	14	14	7	35	1045	
2ND CIRCUIT	40	135	14	104	3	14	5	14	14	329	
5TH CIRCUIT	73	119	0	25	0	19	7	13	256		
6TH CIRCUIT	380	859	0	295	11	9	3	3	1560		
7TH CIRCUIT	135	48	0	15	3	3	0	2	206		
8TH CIRCUIT	132	242	1	45	2	6	1	3	432		
9TH CIRCUIT	199	420	5	71	17	41	9	7	769		
10TH CIRCUIT	329	655	0	129	28	16	1	15	1173		
11TH CIRCUIT	51	113	2	50	0	4	0	0	220		
12TH CIRCUIT	60	59	1	6	1	5	3	4	139		
13TH CIRCUIT	969	1354	0	285	30	0	125	67	2830		
15TH CIRCUIT	396	440	20	164	43	21	7	86	1177		
18TH CIRCUIT	0	0	0	0	0	0	0	0	0 ***		
23RD CIRCUIT	232	448	4	101	10	0	1	9	805		
24TH CIRCUIT	61	52	0	38	0	0	0	0	151		
25TH CIRCUIT	5	1	0	0	0	0	0	0	6		
28TH CIRCUIT	53	110	11	20	0	11	0	3	208		
30TH CIRCUIT	62	116	65	95	1	14	2	27	382		
TOTALS	3390	5691	149	1619	203	177	171	288	11688		

***18TH CIRCUIT HAS NO PENDING CASELOAD AS OF JULY 1, 2000 BECAUSE THEY WERE NOT OPEN PRIOR TO FY 2001.

CASELOAD REPORT
 NEW CASES OPENED BY CASE TYPE FOR FY 2001

CIRCUIT	FELONY	MISDEMEAN	MENTAL HYGIENE	JUVENILE	PAROLE			HABEAS/ SC	OTHER	TOTAL CASES
					PROBAT.	REVOCAT	TERMIN/ ABUSE			
1ST CIRCUIT	330	1075	143	125	76	17	11	68	1845	
2ND CIRCUIT	129	453	180	131	15	11	1	17	937	
5TH CIRCUIT	152	466	59	54	6	23	0	16	776	
6TH CIRCUIT	955	1934	0	440	32	18	1	5	3385	
7TH CIRCUIT	286	91	119	53	2	7	8	6	572	
8TH CIRCUIT	207	691	9	42	1	5	0	5	960	
9TH CIRCUIT	391	981	40	84	25	41	5	27	1594	
10TH CIRCUIT	373	1041	26	200	43	19	0	22	1724	
11TH CIRCUIT	154	326	54	79	4	13	3	11	644	
12TH CIRCUIT	181	422	30	21	1	2	7	72	736	
13TH CIRCUIT	916	2673	0	330	1	0	29	25	3974	
15TH CIRCUIT	389	576	58	161	74	6	4	120	1388	
18TH CIRCUIT	102	151	43	23	1	9	2	13	344	
23RD CIRCUIT	566	1178	30	341	30	0	6	20	2171	
24TH CIRCUIT	121	317	0	105	0	0	0	4	547	
25TH CIRCUIT	93	267	26	31	2	6	0	3	428	
28TH CIRCUIT	107	249	65	53	2	17	1	6	500	
30TH CIRCUIT	144	301	99	61	4	10	3	57	679	
TOTAL	5596	13192	981	2334	319	204	81	497	23204	

PUBLIC DEFENDER CORPORATION
 CASELOAD REPORT
 CASES CLOSED BY CASE TYPE FOR FY 2001

CIRCUIT	FELONY	MISDEMEAN	MENTAL HYGIENE	JUVENILE	PAROLE		TERMIN/ ABUSE	HABEAS/ SC	OTHER	TOTAL CASES
					PROBAT. REVOCAT	ABUSE				
1ST CIRCUIT	371	1281	168	171	101	16	9	75	2192	
2ND CIRCUIT	106	465	179	131	13	10	6	25	935	
5TH CIRCUIT	159	429	59	60	5	21	6	23	762	
6TH CIRCUIT	849	1750	0	169	31	13	1	5	2818	
7TH CIRCUIT	235	66	115	49	5	6	4	7	487	
8TH CIRCUIT	119	412	6	29	0	3	0	2	571	
9TH CIRCUIT	438	1115	44	91	21	43	10	29	1791	
10TH CIRCUIT	357	971	13	166	32	10	1	20	1570	
11TH CIRCUIT	120	261	37	54	2	5	1	5	485	
12TH CIRCUIT	176	444	30	25	2	5	6	69	757	
13TH CIRCUIT	580	2348	0	146	14	0	34	44	3166	
15TH CIRCUIT	385	642	49	146	74	10	4	119	1429	
18TH CIRCUIT	17	55	25	1	0	2	0	5	105	
23RD CIRCUIT	454	1094	30	315	20	0	2	22	1937	
24TH CIRCUIT	94	259	0	92	0	0	0	4	449	
25TH CIRCUIT	6	93	0	2	0	0	0	0	101	
28TH CIRCUIT	81	278	57	35	2	11	0	2	466	
30TH CIRCUIT	144	357	110	64	2	10	2	52	741	
TOTAL	4691	12320	922	1746	324	165	86	508	20762	

PUBLIC DEFENDER CORPORATIONS
 TOTAL CHARGES ASSOCIATED WITH TOTAL OPEN CASES AS OF JUNE 30, 2000 REPORT
 CARRYOVER TO FY 2001

CIRCUIT	TOTAL # OF CASES	TOTAL # OF CHARGES
1ST CIRCUIT	1045	1565
2ND CIRCUIT	329	578
5TH CIRCUIT	256	551
6TH CIRCUIT	1560	2362
7TH CIRCUIT	206	508
8TH CIRCUIT	432	903
9TH CIRCUIT	769	1458
10TH CIRCUIT	1173	2186
11TH CIRCUIT	220	457
12TH CIRCUIT	139	451
13TH CIRCUIT	2830	5254
15TH CIRCUIT	1177	2494
18TH CIRCUIT	0	0 ****
23RD CIRCUIT	805	1731
24TH CIRCUIT	151	269
25TH CIRCUIT	6	19
28TH CIRCUIT	208	506
30TH CIRCUIT	382	587
FY TOTALS	11688	21879

***18TH CIRCUIT HAS NO PENDING CASELOAD AS OF JULY 1, 2000 BECAUSE THEY WERE NOT OPEN
 PRIOR TO FY 2001.

**TOTAL CHARGES ASSOCIATED WITH OPEN CASES
 OPENED DURING FY 2001**

CIRCUIT	TOTAL # OF CASES	TOTAL # OF CHARGES
1ST CIRCUIT	1845	2646
2ND CIRCUIT	937	1550
5TH CIRCUIT	776	1605
6TH CIRCUIT	3385	5041
7TH CIRCUIT	572	1202
8TH CIRCUIT	960	1784
9TH CIRCUIT	1594	3177
10TH CIRCUIT	1724	3127
11TH CIRCUIT	644	1113
12TH CIRCUIT	736	1508
13TH CIRCUIT	3974	7417
15TH CIRCUIT	1388	2252
18TH CIRCUIT	344	696
23RD CIRCUIT	2171	4073
24TH CIRCUIT	547	939
25TH CIRCUIT	428	949
28TH CIRCUIT	500	832
30TH CIRCUIT	679	1230
FY TOTALS	23204	41141

**PUBLIC DEFENDER CORPORATIONS
TOTAL CHARGES ASSOCIATED WITH CLOSED CASES
CLOSED DURING FY 2001**

CIRCUIT	TOTAL # OF CASES	TOTAL # OF CHARGES
1ST CIRCUIT	2192	3185
2ND CIRCUIT	935	1497
5TH CIRCUIT	762	1592
6TH CIRCUIT	2818	4276
7TH CIRCUIT	487	1031
8TH CIRCUIT	571	1090
9TH CIRCUIT	1791	3438
10TH CIRCUIT	1570	2805
11TH CIRCUIT	485	909
12TH CIRCUIT	757	1708
13TH CIRCUIT	3166	5878
15TH CIRCUIT	1429	2625
18TH CIRCUIT	105	210
23RD CIRCUIT	1937	3747
24TH CIRCUIT	449	759
25TH CIRCUIT	101	207
28TH CIRCUIT	466	845
30TH CIRCUIT	741	1357
FY TOTALS	20762	37159

TABLE OF CONTENTS

Statistical Summary	1
Summary of Dollars Spent: Chart of Appointed Counsel Fee and Expenses . . .	2
Summary Report of Appointed Counsel Hours/Fees/Expenses, by Case Type:	
Summary	3
Detail	4
Average Cost, by Case Type:	
Summary	7
Detail	8
Average Cost by Primary Charge, In Descending Order by Total Dollar Spent	12
Appointed Counsel Claims, by Case Type:	
Chart	15
Summary	16
Detail	17
Appointed Counsel Hours, by Case Type:	
Chart	20
Summary	21
Detail	22
Appointed Counsel Fees, by Case Type:	
Chart	25
Summary	26
Detail	27
Appointed Counsel Expenses (including Direct Expenses), by Case Type:	
Chart	31
Summary	32
Detail	33
Appointed Counsel Direct Expense Claims, by Case Type:	
Chart	37
Summary	38
Detail	39
Appointed Counsel Hours Paid, In-Court and Out-of-Court, by Case Type:	
Chart	42
Summary	43
Detail	44
APPENDIX	
Average Costs by Primary Charge, Alphabetical Order	47
Average Costs by Primary Charge, Descending Order by Average	50
Appointed Counsel Fees and Expenses Paid, by Payee (Alphabetical Order)	53
Appointed Counsel Fees and Expenses Paid, by Payee (descending order by total paid) . .	72

**WEST VIRGINIA PUBLIC DEFENDER SERVICES
STATISTICAL SUMMARY
APPOINTED COUNSEL FISCAL YEAR 2001**

Total Number of Claims Paid	24,534
Total Number of Direct Expense Claims Paid	939
Total Number of Hours Paid	272,883
Total Amount Paid In Claims	\$14,763,083.93
Total Fees Paid to Counsel	\$13,277,311.94
Total Expenses Paid	\$1,486,634.49
Average Total Cost Per Claim	\$601.74
Average Counsel Fee Per Claim	\$562.72
Average Expenses Per Claim	\$63.01
Percent of Total Claims Attributable To Fees	89.94%
Percent of Total Claims Attributable To Expenses	10.07%
Average Total Cost Per Hour	\$54.10
Total Hours In-Court	49,802
Total Hours Out-Of-Court	223,081
Percent of Total Hours In-Court	18.25%
Percent of Total Hours Out-Of-Court	81.75%

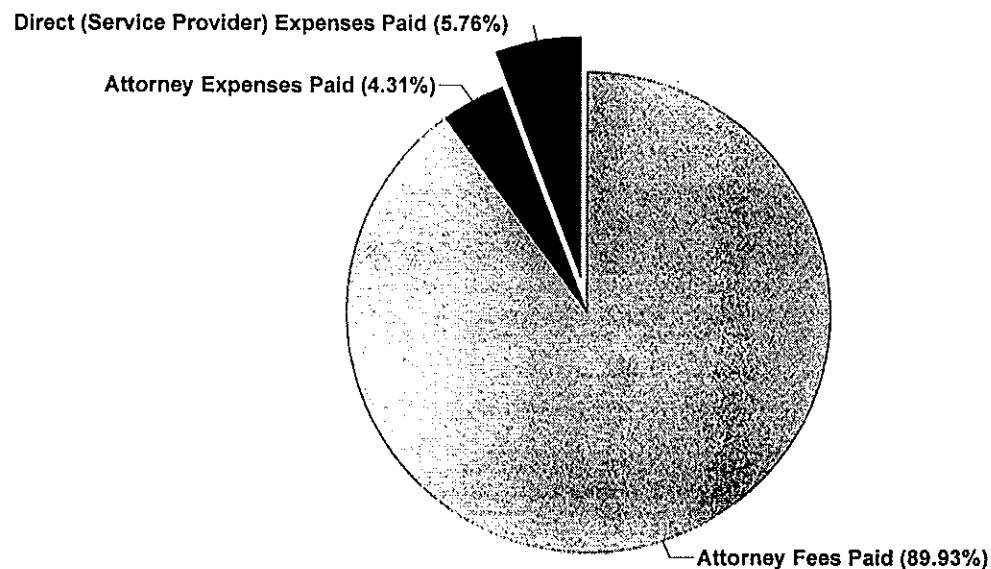
NOTE: Figures represent payments made for eleven months. Invoices received from July 1, 2000 to June 22, 2001.

SUMMARY OF DOLLARS SPENT FOR FY 2001

Attorney Fees Paid	\$13,276,685.44
Attorney Expenses Paid	\$635,817.94
Direct (Service Provider) Expenses Paid	\$850,580.55
Total Dollars Paid	\$14,763,083.93

APPOINTED COUNSEL DOLLARS SPENT

FY 2001



**WEST VIRGINIA PUBLIC DEFENDER SERVICES
 SUMMARY REPORT FOR ATTORNEY HOURS/FEE/EXPENSES
 FISCAL YEAR 2001**

CIRCUIT	ATTORNEY TOTAL HOURS	ATTORNEY FEE AMOUNT IN \$	ATTORNEY EXPENSE AMOUNT IN \$	DIRECT EXPENSE AMOUNT IN \$	EXPENSE AMOUNT IN \$	GRAND TOTAL AMOUNT IN \$
01 CIRCUIT	11,860.70	566,485.50	50,687.42	35,472.96	86,160.38	652,645.88
02 CIRCUIT	2,150.20	104,983.00	13,287.69	0.00	13,287.69	118,270.69
03 CIRCUIT	7,226.60	343,523.00	25,333.38	42,830.69	68,164.07	411,687.07
04 CIRCUIT	24,552.70	1,174,157.50	73,176.83	245,226.67	318,403.50	1,492,561.00
05 CIRCUIT	7,143.80	359,423.00	8,336.18	2,909.25	11,245.43	370,668.43
06 CIRCUIT	11,926.88	593,553.50	34,649.21	32,868.35	67,517.56	661,071.06
07 CIRCUIT	8,929.60	434,640.00	12,245.13	23,260.24	35,505.37	470,145.37
08 CIRCUIT	4,161.00	200,877.00	4,980.17	4,416.97	9,397.14	210,274.14
09 CIRCUIT	10,170.90	507,216.50	43,008.65	9,280.73	52,289.38	559,505.88
10 CIRCUIT	5,079.60	251,832.00	4,776.14	224.00	5,000.14	256,832.14
11 CIRCUIT	6,676.80	321,380.00	45,434.40	4,373.50	49,807.90	371,187.90
12 CIRCUIT	1,729.40	82,741.00	1,730.57	0.00	1,730.57	84,471.57
13 CIRCUIT	23,931.93	1,191,868.75	29,719.03	53,166.18	82,885.21	1,274,753.96
14 CIRCUIT	8,240.70	405,565.50	29,637.00	24,451.31	54,088.31	459,653.81
15 CIRCUIT	9,702.10	460,068.50	12,438.49	28,555.33	40,993.82	501,062.32
16 CIRCUIT	18,631.30	891,146.50	18,484.87	37,193.05	55,677.92	946,824.42
17 CIRCUIT	14,148.16	679,589.00	18,472.90	39,329.73	57,802.63	737,391.63
18 CIRCUIT	7,035.80	333,347.00	22,216.81	18,670.77	40,887.58	374,234.58
19 CIRCUIT	6,064.90	288,444.50	2,671.45	221.99	2,893.44	291,337.94
20 CIRCUIT	9,807.96	480,464.19	13,307.68	4,760.15	18,067.83	498,532.02
21 CIRCUIT	5,668.10	271,538.50	14,752.02	21,453.80	36,205.82	307,744.32
22 CIRCUIT	9,495.30	463,908.50	32,192.01	32,534.80	64,726.81	528,635.31
23 CIRCUIT	8,325.60	412,656.00	17,369.32	42,841.84	60,211.16	472,867.16
24 CIRCUIT	4,033.34	200,806.50	17,342.08	5,887.40	23,229.48	224,035.98
25 CIRCUIT	9,668.09	484,352.00	15,494.34	38,476.05	53,970.39	538,322.39
26 CIRCUIT	11,641.87	559,848.50	17,377.99	17,820.75	35,198.74	595,047.24
27 CIRCUIT	5,723.50	277,881.50	3,115.15	17,162.82	20,277.97	298,159.47
28 CIRCUIT	2,115.80	105,169.00	3,497.14	10,259.53	13,756.67	118,925.67
29 CIRCUIT	10,734.62	518,276.00	29,122.39	25,036.14	54,158.53	572,434.53
30 CIRCUIT	2,898.01	144,324.50	5,160.82	14,145.63	19,306.45	163,630.95
31 CIRCUIT	3,407.30	166,618.50	15,800.68	17,749.92	33,550.60	200,169.10
STATE TOTAL	272,882.55	13,276,685.44	635,817.94	850,580.55	1,486,398.49	14,763,083.93

**WEST VIRGINIA PUBLIC DEFENDER SERVICES
 SUMMARY REPORT FOR ATTORNEY HOURS/FEE/EXPENSES
 FISCAL YEAR 2001**

CIRCUIT COUNTY	ATTORNEY TOTAL HOURS	ATTORNEY FEE AMOUNT IN \$	ATTORNEY EXPENSE AMOUNT IN \$	DIRECT EXPENSE AMOUNT IN \$	EXPENSE AMOUNT IN \$	GRAND TOTAL AMOUNT IN \$
01 CIRCUIT						
BROOKE	2,948.50	140,820.50	24,922.84	8,423.10	33,345.94	174,166.44
HANCOCK	2,149.30	103,786.50	2,556.97	1,165.00	3,721.97	107,508.47
OHIO	6,762.90	321,878.50	23,207.61	25,884.86	49,092.47	370,970.97
CIRCUIT TOTAL	11,860.70	566,485.50	50,687.42	35,472.96	86,160.38	652,645.88
02 CIRCUIT						
MARSHALL	683.80	33,781.00	354.56	0.00	354.56	34,135.56
TYLER	466.00	23,038.00	300.37	0.00	300.37	23,338.37
WETZEL	1,000.40	48,164.00	12,632.76	0.00	12,632.76	60,796.76
CIRCUIT TOTAL	2,150.20	104,983.00	13,287.69	0.00	13,287.69	118,270.69
03 CIRCUIT						
DODDRIDGE	2,413.00	114,817.00	9,199.44	4,672.54	13,871.98	128,688.98
PLEASANTS	1,532.70	73,115.50	5,329.51	7,260.19	12,589.70	85,705.20
RITCHIE	3,280.90	155,590.50	10,804.43	30,897.96	41,702.39	197,292.89
CIRCUIT TOTAL	7,226.60	343,523.00	25,333.38	42,830.69	68,164.07	411,687.07
04 CIRCUIT						
WIRT	1,786.50	86,006.50	6,479.69	9,614.49	16,094.18	102,100.68
WOOD	22,766.20	1,088,151.00	66,697.14	235,612.18	302,309.32	1,390,460.32
CIRCUIT TOTAL	24,552.70	1,174,157.50	73,176.83	245,226.67	318,403.50	1,492,561.00
05 CIRCUIT						
CALHOUN	612.30	32,489.50	620.72	0.00	620.72	33,110.22
JACKSON	2,056.00	105,714.00	3,614.44	2,274.00	5,888.44	111,602.44
MASON	2,975.50	142,899.50	2,011.04	0.00	2,011.04	144,910.54
ROANE	1,500.00	78,320.00	2,089.98	635.25	2,725.23	81,045.23
CIRCUIT TOTAL	7,143.80	359,423.00	8,336.18	2,909.25	11,245.43	370,668.43
06 CIRCUIT						
CABELL	11,926.88	593,553.50	34,649.21	32,868.35	67,517.56	661,071.06
CIRCUIT TOTAL	11,926.88	593,553.50	34,649.21	32,868.35	67,517.56	661,071.06
07 CIRCUIT						
LOGAN	8,929.60	434,640.00	12,245.13	23,260.24	35,505.37	470,145.37
CIRCUIT TOTAL	8,929.60	434,640.00	12,245.13	23,260.24	35,505.37	470,145.37
08 CIRCUIT						
MCDOWELL	4,161.00	200,877.00	4,980.17	4,416.97	9,397.14	210,274.14
CIRCUIT TOTAL	4,161.00	200,877.00	4,980.17	4,416.97	9,397.14	210,274.14
09 CIRCUIT						
MERCER	10,170.90	507,216.50	43,008.65	9,280.73	52,289.38	559,505.88
CIRCUIT TOTAL	10,170.90	507,216.50	43,008.65	9,280.73	52,289.38	559,505.88
10 CIRCUIT						
RALEIGH	5,079.60	251,832.00	4,776.14	224.00	5,000.14	256,832.14
CIRCUIT TOTAL	5,079.60	251,832.00	4,776.14	224.00	5,000.14	256,832.14
11 CIRCUIT						
GREENBRIER	5,540.50	266,136.50	44,395.51	4,373.50	48,769.01	314,905.51
POCAHONTAS	1,136.30	55,243.50	1,038.89	0.00	1,038.89	56,282.39
CIRCUIT TOTAL	6,676.80	321,380.00	45,434.40	4,373.50	49,807.90	371,187.90

**WEST VIRGINIA PUBLIC DEFENDER SERVICES
 SUMMARY REPORT FOR ATTORNEY HOURS/FEES/EXPENSES
 - FISCAL YEAR 2001**

CIRCUIT COUNTY	ATTORNEY TOTAL HOURS	ATTORNEY FEE AMOUNT IN \$	ATTORNEY EXPENSE AMOUNT IN \$	DIRECT EXPENSE AMOUNT IN \$	EXPENSE AMOUNT IN \$	GRAND TOTAL AMOUNT IN \$
12 CIRCUIT						
FAYETTE	1,729.40	82,741.00	1,730.57	0.00	1,730.57	84,471.57
CIRCUIT TOTAL	1,729.40	82,741.00	1,730.57	0.00	1,730.57	84,471.57
13 CIRCUIT						
KANAWHA	23,931.93	1,191,868.75	29,719.03	53,166.18	82,885.21	1,274,753.96
CIRCUIT TOTAL	23,931.93	1,191,868.75	29,719.03	53,166.18	82,885.21	1,274,753.96
14 CIRCUIT						
BRAXTON	2,833.50	140,215.50	10,043.61	15,760.82	25,804.43	166,019.93
CLAY	2,378.80	116,886.00	7,849.29	3,433.94	11,283.23	128,169.23
GILMER	1,190.50	58,580.50	4,964.08	4,529.90	9,493.98	68,074.48
WEBSTER	1,837.90	89,883.50	6,780.02	726.65	7,506.67	97,390.17
CIRCUIT TOTAL	8,240.70	405,565.50	29,637.00	24,451.31	54,088.31	459,653.81
15 CIRCUIT						
HARRISON	9,702.10	460,068.50	12,438.49	28,555.33	40,993.82	501,062.32
CIRCUIT TOTAL	9,702.10	460,068.50	12,438.49	28,555.33	40,993.82	501,062.32
16 CIRCUIT						
MARION	18,631.30	891,146.50	18,484.87	37,193.05	55,677.92	946,824.42
CIRCUIT TOTAL	18,631.30	891,146.50	18,484.87	37,193.05	55,677.92	946,824.42
17 CIRCUIT						
MONONGALIA	14,148.16	679,589.00	18,472.90	39,329.73	57,802.63	737,391.63
CIRCUIT TOTAL	14,148.16	679,589.00	18,472.90	39,329.73	57,802.63	737,391.63
18 CIRCUIT						
PRESTON	7,035.80	333,347.00	22,216.81	18,670.77	40,887.58	374,234.58
CIRCUIT TOTAL	7,035.80	333,347.00	22,216.81	18,670.77	40,887.58	374,234.58
19 CIRCUIT						
BARBOUR	2,179.90	102,893.50	81.34	0.00	81.34	102,974.84
TAYLOR	3,885.00	185,551.00	2,590.11	221.99	2,812.10	188,363.10
CIRCUIT TOTAL	6,064.90	288,444.50	2,671.45	221.99	2,893.44	291,337.94
20 CIRCUIT						
RANDOLPH	9,807.96	480,464.19	13,307.68	4,760.15	18,067.83	498,532.02
CIRCUIT TOTAL	9,807.96	480,464.19	13,307.68	4,760.15	18,067.83	498,532.02
21 CIRCUIT						
GRANT	2,070.40	98,054.00	4,117.58	16,478.80	20,596.38	118,650.38
MINERAL	3,233.30	155,640.50	9,378.92	4,975.00	14,353.92	169,994.42
TUCKER	364.40	17,844.00	1,255.52	0.00	1,255.52	19,099.52
CIRCUIT TOTAL	5,668.10	271,538.50	14,752.02	21,453.80	36,205.82	307,744.32
22 CIRCUIT						
HAMPSHIRE	4,838.60	238,691.00	14,326.43	13,843.02	28,169.45	266,860.45
HARDY	3,241.00	157,983.00	11,500.04	12,296.78	23,796.82	181,779.82
PENDLETON	1,415.70	67,234.50	6,365.54	6,395.00	12,760.54	79,995.04
CIRCUIT TOTAL	9,495.30	463,908.50	32,192.01	32,534.80	64,726.81	528,635.31

**WEST VIRGINIA PUBLIC DEFENDER SERVICES
 SUMMARY REPORT FOR ATTORNEY HOURS/FEE/EXPENSES
 - FISCAL YEAR 2001**

CIRCUIT COUNTY	ATTORNEY TOTAL HOURS	ATTORNEY FEE AMOUNT IN \$	ATTORNEY EXPENSE AMOUNT IN \$	DIRECT EXPENSE AMOUNT IN \$	EXPENSE AMOUNT IN \$	GRAND TOTAL AMOUNT IN \$
23 CIRCUIT						
BERKELEY	4,194.80	208,468.00	8,623.29	24,673.58	33,296.87	241,764.87
JEFFERSON	2,728.00	135,138.00	5,542.21	16,638.30	22,180.51	157,318.51
MORGAN	1,402.80	69,050.00	3,203.82	1,529.96	4,733.78	73,783.78
CIRCUIT TOTAL	8,325.60	412,656.00	17,369.32	42,841.84	60,211.16	472,867.16
24 CIRCUIT						
WAYNE	4,033.34	200,806.50	17,342.08	5,887.40	23,229.48	224,035.98
CIRCUIT TOTAL	4,033.34	200,806.50	17,342.08	5,887.40	23,229.48	224,035.98
25 CIRCUIT						
BOONE	4,538.20	231,827.00	6,165.85	20,402.72	26,568.57	258,395.57
LINCOLN	5,129.89	252,525.00	9,328.49	18,073.33	27,401.82	279,926.82
CIRCUIT TOTAL	9,668.09	484,352.00	15,494.34	38,476.05	53,970.39	538,322.39
26 CIRCUIT						
LEWIS	5,633.47	270,272.00	8,767.01	6,570.32	15,337.33	285,609.33
UPSHUR	6,008.40	289,576.50	8,610.98	11,250.43	19,861.41	309,437.91
CIRCUIT TOTAL	11,641.87	559,848.50	17,377.99	17,820.75	35,198.74	595,047.24
27 CIRCUIT						
WYOMING	5,723.50	277,881.50	3,115.15	17,162.82	20,277.97	298,159.47
CIRCUIT TOTAL	5,723.50	277,881.50	3,115.15	17,162.82	20,277.97	298,159.47
28 CIRCUIT						
NICHOLAS	2,115.80	105,169.00	3,497.14	10,259.53	13,756.67	118,925.67
CIRCUIT TOTAL	2,115.80	105,169.00	3,497.14	10,259.53	13,756.67	118,925.67
29 CIRCUIT						
MASON	2,262.50	111,418.50	2,224.19	927.30	3,151.49	114,569.99
PUTNAM	8,472.12	406,857.50	26,898.20	24,108.84	51,007.04	457,864.54
CIRCUIT TOTAL	10,734.62	518,276.00	29,122.39	25,036.14	54,158.53	572,434.53
30 CIRCUIT						
MINGO	2,898.01	144,324.50	5,160.82	14,145.63	19,306.45	163,630.95
CIRCUIT TOTAL	2,898.01	144,324.50	5,160.82	14,145.63	19,306.45	163,630.95
31 CIRCUIT						
MONROE	1,272.10	62,888.50	5,925.19	8,393.32	14,318.51	77,207.01
SUMMERS	2,135.20	103,730.00	9,875.49	9,356.60	19,232.09	122,962.09
CIRCUIT TOTAL	3,407.30	166,618.50	15,800.68	17,749.92	33,550.60	200,169.10
STATE TOTAL	272,882.55	13,276,685.44	635,817.94	850,580.55	1,486,398.49	14,763,083.93

**WEST VIRGINIA PUBLIC DEFENDER SERVICES
 AVERAGE COST BY CASE TYPE
 FISCAL YEAR 2001**

CIRCUIT	FELONY	MISD	MENTAL HYGIENE	JUVENILE	PAROLE PROBAT REV	TERM ABUSE	HABEAS SUP. CT.	OTHER	CIRCUIT AVERAGE
01	1,902.47	497.72	233.51	769.22	568.74	1,199.40	1,398.39	3,177.14	\$1,037.59
02	1,943.44	229.35	122.25	348.89	605.69	962.85	1,331.76	933.42	\$725.59
03	1,489.30	522.83	217.47	896.44	467.21	1,126.86	2,764.88	1,167.44	\$935.65
04	988.70	477.26	136.89	516.78	346.43	814.16	1,456.12	220.75	\$610.95
05	901.64	325.04	132.40	639.59	459.73	823.68	2,135.37	1,025.41	\$566.77
06	1,652.67	326.76	41.72	234.41	507.62	685.68	1,557.81	392.27	\$363.83
07	965.70	294.16	105.83	452.73	479.58	884.57	1,997.90	504.81	\$524.72
08	1,408.53	487.19	142.50	588.52	0.00	848.46	2,019.03	1,673.68	\$868.90
09	996.84	343.84	134.23	782.39	735.13	893.95	1,341.88	1,166.37	\$758.14
10	601.69	250.73	61.14	445.36	1,004.26	1,065.34	916.14	178.36	\$458.63
11	2,794.75	480.45	115.94	496.90	368.50	1,388.02	2,425.27	1,272.47	\$1,221.01
12	884.50	265.36	0.00	631.17	302.88	823.63	1,387.04	536.30	\$698.11
13	1,090.19	299.27	109.70	350.17	487.29	935.36	1,360.95	499.06	\$461.70
14	1,179.61	327.99	193.67	389.26	345.22	1,333.57	1,859.45	501.66	\$698.56
15	1,868.97	580.79	136.00	650.97	546.85	1,566.33	2,422.06	797.83	\$1,219.13
16	889.49	313.35	113.36	356.91	361.03	811.30	1,382.54	366.01	\$486.80
17	1,303.14	440.27	101.05	617.86	318.66	1,361.99	1,056.30	661.02	\$653.72
18	1,460.24	534.88	110.94	684.91	444.12	1,535.39	2,160.33	1,466.82	\$1,113.79
19	573.18	276.81	146.52	242.48	204.79	579.30	1,401.43	252.00	\$355.29
20	873.13	403.21	135.64	478.13	236.25	1,065.91	2,427.12	333.59	\$555.78
21	865.39	438.62	89.96	360.66	424.63	1,201.20	3,918.32	365.89	\$629.33
22	1,039.43	404.81	145.09	837.51	472.69	1,385.70	3,129.82	727.75	\$799.75
23	1,006.74	388.32	200.80	489.76	711.20	1,043.96	1,531.50	587.00	\$701.58
24	1,024.28	353.66	115.45	274.89	326.29	918.78	2,095.96	881.96	\$564.32
25	1,139.38	287.36	164.53	375.33	392.33	928.38	2,840.49	381.45	\$601.48
26	949.05	418.25	115.43	586.54	614.35	1,030.58	1,351.73	619.82	\$471.14
27	1,182.78	348.12	130.16	356.47	235.40	758.72	1,356.10	0.00	\$607.25
28	1,084.21	406.48	164.00	471.81	379.50	983.04	1,015.39	439.80	\$868.07
29	1,137.34	378.20	147.17	604.98	402.93	1,093.27	2,457.41	459.81	\$634.63
30	765.17	224.92	98.35	390.13	378.93	921.53	942.65	265.81	\$509.75
31	917.09	309.69	166.59	373.08	516.57	1,336.61	3,270.20	190.82	\$587.01
STATE AVERAGE	1,128.04	372.44	104.94	436.12	437.85	983.06	1,731.92	603.30	\$601.74

**WEST VIRGINIA PUBLIC DEFENDER SERVICES
 AVERAGE COST BY CASE TYPE
 FISCAL YEAR 2001**

CIRCUIT	FELONY	MISD	MENTAL HYGIENE	JUVENILE	PAROLE		TERM ABUSE	HABEAS SUP. CT.	OTHER	CIRCUIT AVERAGE
					PROBAT REV	REV				
01 CIRCUIT										
BROOKE	2,211.17	735.98	237.88	812.60	682.44	1,481.53	500.00	5,543.99	\$1,116.45	
HANCOCK	746.39	359.14	225.19	635.61	530.47	2,292.99	3,184.80	430.96	\$820.68	
OHIO	2,317.32	459.04	0.00	816.47	531.03	1,015.94	1,220.79	527.12	\$1,084.71	
CIRCUIT AVERAGE	1,902.47	497.72	233.51	769.22	568.74	1,199.40	1,398.39	3,177.14	\$1,037.59	
02 CIRCUIT										
MARSHALL	954.02	210.57	0.00	385.43	839.91	542.19	324.00	692.53	\$426.69	
TYLER	1,815.50	298.00	184.00	714.38	488.58	970.03	0.00	279.25	\$897.63	
WETZEL	4,173.28	323.36	101.66	230.65	0.00	1,071.67	2,339.52	1,339.62	\$1,066.61	
CIRCUIT AVERAGE	1,943.44	229.35	122.25	348.89	605.69	962.85	1,331.76	933.42	\$725.59	
03 CIRCUIT										
DODDRIDGE	1,380.13	556.65	238.96	1,017.39	522.16	1,786.14	2,176.78	1,227.92	\$974.92	
PLEASANTS	1,262.13	480.96	231.75	358.02	319.28	1,808.16	2,364.33	996.31	\$832.09	
RITCHIE	1,662.97	528.13	178.08	874.33	609.50	800.96	4,742.22	1,214.85	\$962.40	
CIRCUIT AVERAGE	1,489.30	522.83	217.47	896.44	467.21	1,126.86	2,764.88	1,167.44	\$935.65	
04 CIRCUIT										
WIRT	1,117.75	353.59	132.17	538.93	460.62	1,032.36	1,950.57	72.45	\$857.99	
WOOD	976.97	481.88	136.91	516.24	340.42	796.25	1,387.13	224.12	\$598.30	
CIRCUIT AVERAGE	988.70	477.26	136.89	516.78	346.43	814.16	1,456.12	220.75	\$610.95	
05 CIRCUIT										
CALHOUN	769.00	348.58	61.25	629.19	0.00	714.32	2,227.50	0.00	\$649.22	
JACKSON	1,564.41	246.40	97.23	611.33	233.13	861.61	1,033.74	1,408.77	\$808.71	
MASON	536.11	358.08	141.80	608.24	704.02	826.03	5,136.07	436.17	\$411.68	
ROANE	1,409.26	195.25	94.67	695.27	403.80	853.57	1,838.85	4,000.00	\$717.21	
CIRCUIT AVERAGE	901.64	325.04	132.40	639.59	459.73	823.68	2,135.37	1,025.41	\$566.77	
06 CIRCUIT										
CABELL	1,652.67	326.76	41.72	234.41	507.62	685.68	1,557.81	392.27	\$363.83	
CIRCUIT AVERAGE	1,652.67	326.76	41.72	234.41	507.62	685.68	1,557.81	392.27	\$363.83	
07 CIRCUIT										
LOGAN	965.70	294.16	105.83	452.73	479.58	884.57	1,997.90	504.81	\$524.72	
CIRCUIT AVERAGE	965.70	294.16	105.83	452.73	479.58	884.57	1,997.90	504.81	\$524.72	

**WEST VIRGINIA PUBLIC DEFENDER SERVICES
 AVERAGE COST BY CASE TYPE
 FISCAL YEAR 2001**

CIRCUIT	FELONY	MISD	MENTAL HYGIENE	JUVENILE	PAROLE PROBAT REV	TERM ABUSE	HABEAS SUP. CT.	OTHER	CIRCUIT AVERAGE
08 CIRCUIT									
MCDOWELL	1,408.53	487.19	142.50	588.52	0.00	848.46	2,019.03	1,673.68	\$868.90
CIRCUIT AVERAGE	1,408.53	487.19	142.50	588.52	0.00	848.46	2,019.03	1,673.68	\$868.90
09 CIRCUIT									
MERCER	996.84	343.84	134.23	782.39	735.13	893.95	1,341.88	1,166.37	\$758.14
CIRCUIT AVERAGE	996.84	343.84	134.23	782.39	735.13	893.95	1,341.88	1,166.37	\$758.14
10 CIRCUIT									
RALEIGH	601.69	250.73	61.14	445.36	1,004.26	1,065.34	916.14	178.36	\$458.63
CIRCUIT AVERAGE	601.69	250.73	61.14	445.36	1,004.26	1,065.34	916.14	178.36	\$458.63
11 CIRCUIT									
GREENBRIER	3,390.35	494.80	111.30	463.68	362.13	1,250.74	2,425.27	1,159.65	\$1,269.78
POCAHONTAS	1,454.63	399.08	125.83	1,039.42	394.00	3,401.55	0.00	2,175.00	\$1,005.04
CIRCUIT AVERAGE	2,794.75	480.45	115.94	496.90	368.50	1,388.02	2,425.27	1,272.47	\$1,221.01
12 CIRCUIT									
FAYETTE	884.50	265.36	0.00	631.17	302.88	823.63	1,387.04	536.30	\$698.11
CIRCUIT AVERAGE	884.50	265.36	0.00	631.17	302.88	823.63	1,387.04	536.30	\$698.11
13 CIRCUIT									
KANAWHA	1,090.19	299.27	109.70	350.17	487.29	935.36	1,360.95	499.06	\$461.70
CIRCUIT AVERAGE	1,090.19	299.27	109.70	350.17	487.29	935.36	1,360.95	499.06	\$461.70
14 CIRCUIT									
BRAXTON	1,360.17	360.18	171.87	395.30	369.11	970.90	3,166.62	461.47	\$751.22
CLAY	1,008.23	343.01	221.23	449.85	444.04	1,937.91	1,019.38	762.67	\$625.22
GILMER	1,736.87	387.85	187.25	596.42	182.00	1,515.93	2,664.25	342.09	\$840.43
WEBSTER	930.58	190.06	164.67	165.13	252.65	1,361.42	731.50	213.62	\$644.97
CIRCUIT AVERAGE	1,179.61	327.99	193.67	389.26	345.22	1,333.57	1,859.45	501.66	\$698.56
15 CIRCUIT									
HARRISON	1,868.97	580.79	136.00	650.97	546.85	1,566.33	2,422.06	797.83	\$1,219.13
CIRCUIT AVERAGE	1,868.97	580.79	136.00	650.97	546.85	1,566.33	2,422.06	797.83	\$1,219.13
16 CIRCUIT									
MARION	889.49	313.35	113.36	356.91	361.03	811.30	1,382.54	366.01	\$486.80
CIRCUIT AVERAGE	889.49	313.35	113.36	356.91	361.03	811.30	1,382.54	366.01	\$486.80

**WEST VIRGINIA PUBLIC DEFENDER SERVICES
 AVERAGE COST BY CASE TYPE
 FISCAL YEAR 2001**

CIRCUIT	FELONY	MISD	MENTAL HYGIENE	JUVENILE	PAROLE		TERM ABUSE	HABEAS SUP. CT.	OTHER	CIRCUIT AVERAGE
					PROBAT REV.	REV.				
17 CIRCUIT										
MONONGALIA	1,303.14	440.27	101.05	617.86	318.66	318.66	1,361.99	1,056.30	661.02	\$653.72
CIRCUIT AVERAGE	1,303.14	440.27	101.05	617.86	318.66	318.66	1,361.99	1,056.30	661.02	\$653.72
18 CIRCUIT										
PRESTON	1,460.24	534.88	110.94	684.91	444.12	444.12	1,535.39	2,160.33	1,466.82	\$1,113.79
CIRCUIT AVERAGE	1,460.24	534.88	110.94	684.91	444.12	444.12	1,535.39	2,160.33	1,466.82	\$1,113.79
19 CIRCUIT										
BARBOUR	512.26	312.64	165.10	237.26	237.14	237.14	446.10	861.75	219.75	\$334.33
TAYLOR	603.64	263.80	142.30	246.28	172.43	172.43	717.31	1,617.30	284.25	\$367.90
CIRCUIT AVERAGE	573.18	276.81	146.52	242.48	204.79	204.79	579.30	1,401.43	252.00	\$355.29
20 CIRCUIT										
RANDOLPH	873.13	403.21	135.64	478.13	236.25	236.25	1,065.91	2,427.12	333.59	\$555.78
CIRCUIT AVERAGE	873.13	403.21	135.64	478.13	236.25	236.25	1,065.91	2,427.12	333.59	\$555.78
21 CIRCUIT										
GRANT	1,182.68	516.40	109.36	540.00	374.86	374.86	2,084.33	3,124.56	397.57	\$853.60
MINERAL	728.69	385.86	71.16	309.90	445.37	445.37	1,022.38	5,505.84	355.98	\$541.38
TUCKER	671.66	655.44	171.25	162.84	0.00	0.00	585.92	0.00	203.59	\$530.54
CIRCUIT AVERAGE	865.39	438.62	89.96	360.66	424.63	424.63	1,201.20	3,918.32	365.89	\$629.33
22 CIRCUIT										
HAMPSHIRE	849.03	346.63	146.73	906.90	544.82	544.82	1,328.66	1,657.17	618.28	\$753.84
HARDY	1,199.69	447.87	124.08	660.70	419.74	419.74	1,317.78	2,789.64	719.74	\$730.04
PENDLETON	1,714.03	581.95	174.13	1,150.36	501.87	501.87	1,972.71	6,755.51	1,127.34	\$1,379.22
CIRCUIT AVERAGE	1,039.43	404.81	145.09	837.51	472.69	472.69	1,385.70	3,129.82	727.75	\$799.75
23 CIRCUIT										
BERKELEY	887.42	349.88	201.45	429.75	398.06	398.06	909.71	1,329.85	496.61	\$619.91
JEFFERSON	1,265.61	466.74	199.45	569.56	379.29	379.29	1,301.83	2,059.54	1,038.96	\$823.66
MORGAN	1,302.95	418.40	199.78	437.12	1,669.40	1,669.40	1,025.49	1,470.74	0.00	\$793.37
CIRCUIT AVERAGE	1,006.74	388.32	200.80	489.76	711.20	711.20	1,043.96	1,531.50	587.00	\$701.58
24 CIRCUIT										
WAYNE	1,024.28	353.66	115.45	274.89	326.29	326.29	918.78	2,095.96	881.96	\$564.32
CIRCUIT AVERAGE	1,024.28	353.66	115.45	274.89	326.29	326.29	918.78	2,095.96	881.96	\$564.32

**WEST VIRGINIA PUBLIC DEFENDER SERVICES
 AVERAGE COST BY CASE TYPE
 FISCAL YEAR 2001**

CIRCUIT	FELONY	MISD	MENTAL HYGIENE	JUVENILE	PAROLE		TERM ABUSE	HABEAS SUP. CT.	OTHER	CIRCUIT AVERAGE
					PROBAT REV	REV				
25 CIRCUIT										
BOONE	1,103.10	222.98	104.83	335.84	289.00	853.20	5,427.50	475.18		\$569.15
LINCOLN	1,191.83	374.57	212.57	404.42	426.78	990.79	2,323.09	338.85		\$634.75
CIRCUIT AVERAGE	1,139.38	287.36	164.53	375.33	392.33	928.38	2,840.49	381.45		\$601.48
26 CIRCUIT										
LEWIS	913.46	425.02	117.07	630.14	508.79	887.47	1,115.84	772.73		\$341.23
UPSHUR	973.80	413.40	88.00	562.97	664.02	1,195.47	1,666.25	528.07		\$726.38
CIRCUIT AVERAGE	949.05	418.25	115.43	586.54	614.35	1,030.58	1,351.73	619.82		\$471.14
27 CIRCUIT										
WYOMING	1,182.78	348.12	130.16	356.47	235.40	758.72	1,356.10	0.00		\$607.25
CIRCUIT AVERAGE	1,182.78	348.12	130.16	356.47	235.40	758.72	1,356.10	0.00		\$607.25
28 CIRCUIT										
NICHOLAS	1,084.21	406.48	164.00	471.81	379.50	983.04	1,015.39	439.80		\$868.07
CIRCUIT AVERAGE	1,084.21	406.48	164.00	471.81	379.50	983.04	1,015.39	439.80		\$868.07
29 CIRCUIT										
MASON	943.40	381.47	125.25	821.39	440.00	804.01	0.00	422.63		\$523.15
PUTNAM	1,212.54	377.36	168.33	580.18	400.46	1,188.03	2,457.41	468.08		\$670.37
CIRCUIT AVERAGE	1,137.34	378.20	147.17	604.98	402.93	1,093.27	2,457.41	459.81		\$634.63
30 CIRCUIT										
MINGO	765.17	224.92	98.35	390.13	378.93	921.53	942.65	265.81		\$509.75
CIRCUIT AVERAGE	765.17	224.92	98.35	390.13	378.93	921.53	942.65	265.81		\$509.75
31 CIRCUIT										
MONROE	911.81	328.40	157.53	529.06	734.44	1,658.92	3,270.20	202.36		\$571.90
SUMMERS	919.35	290.98	173.39	332.83	189.75	1,218.43	0.00	144.68		\$596.90
CIRCUIT AVERAGE	917.09	309.69	166.59	373.08	516.57	1,336.61	3,270.20	190.82		\$587.01
STATE AVERAGE	1,128.04	372.44	104.94	436.12	437.85	983.06	1,731.92	603.30		\$601.74

WEST VIRGINIA PUBLIC DEFENDER SERVICES
AVERAGE COSTS BY PRIMARY CHARGE FOR FY 2001
DESCENDING ORDER BY TOTAL \$

CRIMINAL CHARGE	AVERAGE	TOTAL \$	CLAIMS COUNT
ABUSE & NEGLECT	\$984.62	\$3,824,246.64	3,884
JUVENILE	\$436.12	\$1,483,254.92	3,401
MURDER	\$4,782.48	\$1,099,969.40	230
DOMESTIC VIOLENCE	\$381.68	\$705,353.28	1,848
CONTROLLED SUBSTANCES	\$691.00	\$592,190.71	857
ASSAULT & BATTERY	\$392.16	\$423,919.76	1,081
MENTAL HYGIENE	\$104.94	\$417,260.92	3,976
SEXUAL ASSAULT	\$1,888.61	\$404,161.97	214
SUPREME COURT APPEAL	\$1,971.21	\$333,134.96	169
BURGLARY	\$796.30	\$291,445.30	366
GRAND LARCENY	\$801.83	\$287,056.81	358
BREAKING & ENTERING	\$751.08	\$270,389.56	360
FORGERY & UTTERING	\$728.88	\$268,955.16	369
DUI 1ST OFFENSE	\$348.28	\$262,954.85	755
DUI 3RD OFFENSE	\$784.03	\$250,889.88	320
SUSPEND/REV LICENSE	\$403.79	\$250,349.87	620
HABEAS CORPUS	\$1,474.34	\$231,472.05	157
PAROLE/PROBATION	\$437.85	\$201,851.05	461
SEXUAL ABUSE	\$1,767.81	\$190,923.83	108
DUI 2ND OFFENSE	\$473.51	\$178,985.44	378
AGGRAVATED ROBBERY	\$1,303.33	\$177,252.30	136
MALICIOUS WOUNDING	\$779.76	\$145,034.43	186
OBSTRUCTION JUSTICE	\$396.56	\$130,468.21	329
DESTRUCTION OF PROPERTY	\$371.32	\$124,022.30	334
FRAUD	\$765.42	\$115,578.83	151
PETIT LARCENY	\$396.47	\$115,372.12	291
WANTON ENDANGERMENT	\$862.60	\$105,237.52	122
REC/TRANS STOLEN PRO	\$541.14	\$103,899.32	192
MAGISTRATE APPEAL	\$1,462.04	\$100,880.49	69
ARSON	\$1,231.79	\$87,457.01	71
ATTEMPT	\$1,145.79	\$83,642.60	73
FALSE PRETENSES	\$598.64	\$82,014.22	137
CONSPIRACY	\$992.93	\$81,419.99	82
KIDNAPPING	\$1,867.25	\$76,557.24	41
MALICIOUS ASSAULT	\$983.66	\$74,758.35	76
FAIL PAY CHILD SUPPORT	\$717.05	\$72,422.42	101
SENTENCE REDUCTION	\$463.59	\$62,584.43	135
FLEEING VEHICLE W/DUI	\$828.45	\$53,849.25	65
BRANDISHING WEAPON	\$432.70	\$51,058.36	118
RESISTING ARREST	\$347.97	\$47,323.98	136
DUI W/ INJURY	\$1,023.78	\$46,070.18	45
EMBEZZLEMENT	\$1,103.11	\$45,227.34	41
WELFARE FRAUD	\$720.90	\$40,370.67	56
TERM PARENTAL RIGHTS	\$852.14	\$39,198.29	46
CONTRIBUTE DEL MINOR	\$354.73	\$36,182.93	102
GUARDIAN CHILDREN	\$1,115.43	\$35,693.73	32

WEST VIRGINIA PUBLIC DEFENDER SERVICES
AVERAGE COSTS BY PRIMARY CHARGE FOR FY 2001
DESCENDING-ORDER BY TOTAL \$

CRIMINAL CHARGE	AVERAGE	TOTAL \$	CLAIMS COUNT
SHOPLIFTING	\$405.26	\$33,636.88	83
ACCESSORY	\$816.69	\$31,851.10	39
FUGITIVE/JUSTICE	\$346.40	\$29,790.14	86
DEADLY WEAPON	\$503.70	\$26,695.94	53
JAIL ESCAPE	\$1,012.27	\$24,294.43	24
RECKLESS DRIVING	\$369.65	\$24,027.56	65
HOME CONFINEMENT	\$325.54	\$23,764.20	73
FALSE INFORMATION	\$291.23	\$22,715.81	78
HARASSMENT	\$325.29	\$22,119.88	68
UNDER AGE DRINKING	\$306.59	\$22,074.68	72
TRESPASSING	\$319.54	\$21,729.04	68
ROBBERY	\$739.18	\$19,218.68	26
NEGLIGENT HOMICIDE	\$1,845.18	\$16,606.64	9
THEFT	\$518.70	\$16,079.70	31
EXTRADITION	\$441.63	\$15,456.89	35
FAILURE TO APPEAR	\$349.89	\$15,395.33	44
AIDING & ABETTING	\$610.43	\$15,260.76	25
PERMITTING DUI	\$404.76	\$12,952.32	32
DEL CONTRABAND INMATE	\$798.64	\$12,778.22	16
INTIMIDATE WITNESS	\$723.22	\$12,294.67	17
LEAVE SCENE ACCIDENT	\$349.66	\$12,237.95	35
PROHIBITION	\$2,305.98	\$11,529.91	5
OTHER	\$463.47	\$10,659.73	23
DISORDERLY CONDUCT	\$343.08	\$10,292.37	30
PORNOGRAPHY	\$2,531.78	\$10,127.13	4
CRUELTY TO ANIMALS	\$420.19	\$9,244.09	22
VOL MANSLAUGHTER	\$9,218.18	\$9,218.18	1
DNR CHARGE	\$356.80	\$8,919.97	25
STALKING	\$438.20	\$8,763.98	20
JOYRIDING	\$356.91	\$8,565.82	24
TRUANCY	\$280.21	\$7,845.97	28
INDECENT EXPOSURE	\$475.48	\$7,607.62	16
WORK RELEASE	\$525.95	\$6,837.39	13
MAKE/USE EXPLOSIVES	\$1,134.52	\$6,807.13	6
AUTO TAMPERING	\$512.62	\$6,664.06	13
UNLAWFUL WOUNDING	\$308.36	\$6,475.66	21
CONTEMPT	\$164.95	\$6,433.03	39
EXTORTION	\$2,984.03	\$5,968.06	2
PEACE WARRANT	\$557.23	\$5,572.25	10
CONCEAL A MINOR	\$905.36	\$5,432.15	6
RECIDIVIST	\$1,324.70	\$5,298.79	4
SOLICIT/PROSTITUTION	\$328.32	\$4,924.87	15
INCEST	\$1,509.98	\$4,529.95	3
FAIL MAINTAIN CONTROL	\$357.13	\$4,285.60	12
UNLAWFUL DUMP	\$529.57	\$4,236.57	8
COUNTERFEITING	\$1,024.66	\$4,098.64	4

**WEST VIRGINIA PUBLIC DEFENDER SERVICES
 AVERAGE COSTS BY PRIMARY CHARGE FOR FY 2001
 DESCENDING-ORDER BY TOTAL \$**

CRIMINAL CHARGE	AVERAGE	TOTAL \$	CLAIMS COUNT
FALSE SWEARING	\$653.17	\$3,919.00	6
SHOOT W/N 500 FEET	\$352.46	\$3,877.02	11
ADULT ABUSE	\$903.50	\$3,614.00	4
HIT & RUN	\$1,652.84	\$3,305.68	2
HAZING	\$1,528.94	\$3,057.87	2
VEHICLE INSP/REG	\$323.91	\$2,915.15	9
NO PROOF OF INS	\$267.56	\$2,675.58	10
BOMB THREAT	\$528.42	\$2,642.08	5
FAIL TO REG SEX OFFENDER	\$464.52	\$2,322.60	5
TRAFFIC CONT DEVICE	\$330.93	\$2,316.51	7
MANDAMUS	\$992.48	\$1,984.95	2
FAIL STOP/EMERGENCY	\$959.86	\$1,919.72	2
ANIMAL CONTROL	\$292.83	\$1,757.00	6
NO OPERATORS	\$235.36	\$1,647.50	7
BOND REDUCTION	\$272.65	\$1,635.91	6
PUBLIC INTOXICATION	\$180.66	\$1,445.24	8
DISTURB THE PEACE	\$263.09	\$1,315.43	5
PERMIT UNAUTH/DRIVE	\$315.49	\$1,261.95	4
SCHOOL BUS VIOLATION	\$228.13	\$1,140.66	5
PATERNITY	\$676.51	\$676.51	1
WITNESS	\$293.10	\$586.20	2
SPEEDING	\$267.70	\$535.40	2
BIGAMY	\$512.32	\$512.32	1
WEAR MASK	\$417.00	\$417.00	1
CIVIL RIGHTS VIOLATION	\$396.80	\$396.80	1
HARBOR FUGITIVE	\$376.00	\$376.00	1
OPEN CONTAINER	\$154.50	\$309.00	2
FURLOUGH REQUEST	\$202.50	\$202.50	1
POSSESS UNTAXED CIGARETTE	\$183.37	\$183.37	1
FORFEITURE	\$183.00	\$183.00	1
LITTERING	\$167.50	\$167.50	1
PERJURY	\$121.87	\$121.87	1
STATE AVERAGE	\$601.74	\$14,763,083.93	24,534

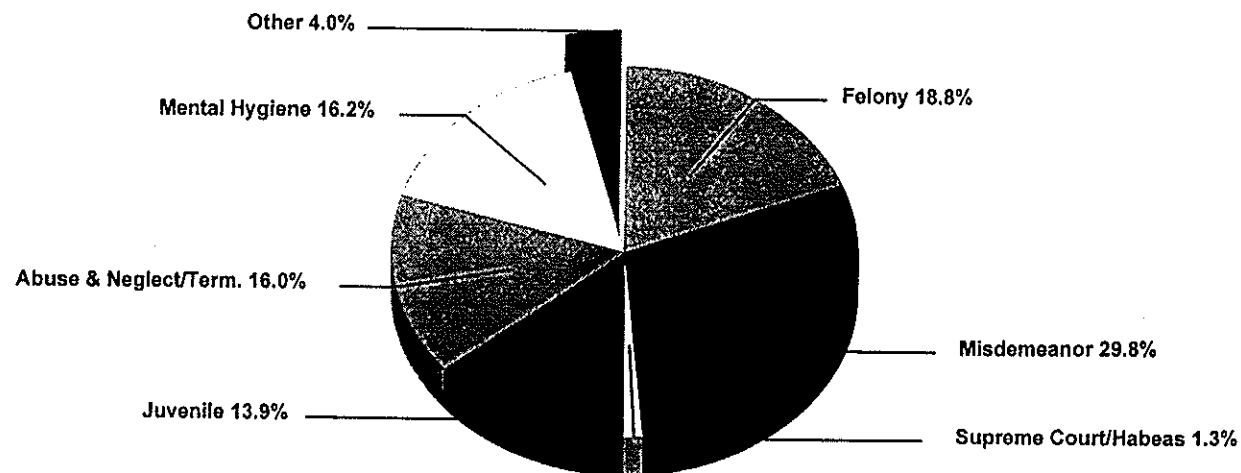
APPOINTED COUNSEL CLAIMS PAID IN FY 2001

Felony	4,604
Misdemeanor	7,313
Supreme Court/Habeas	326
Juvenile	3,401
Abuse & Neglect/Term.	3,930
Mental Hygiene	3,976
Other	984

Paternity, Parole/Probation Rev., Mag. Ct.
 Mandamus/Prohibition, Extradition,
 Contempt, Fugitive, Other

TOTAL CLAIMS PAID	24,534
--------------------------	---------------

APPOINTED COUNSEL CLAIMS PAID FY 2001 BY CASE TYPE



**WEST VIRGINIA PUBLIC DEFENDER SERVICES
 APPOINTED COUNSEL CLAIMS PAID BY CASE TYPE
 FISCAL YEAR 2001**

CIRCUIT	FELONY	MISD	MENTAL HYGIENE	JUVENILE	PAROLE PROBAT REV	TERM ABUSE	HABEAS SUP. CT.	OTHER	TOTAL CLAIMS
01 CIRCUIT TOTAL	96	125	87	43	16	240	7	15	629
02 CIRCUIT TOTAL	28	50	8	36	3	26	2	10	163
03 CIRCUIT TOTAL	120	183	12	36	10	61	5	13	440
04 CIRCUIT TOTAL	552	973	239	210	40	290	49	90	2,443
05 CIRCUIT TOTAL	112	278	52	54	10	130	7	11	654
06 CIRCUIT TOTAL	156	144	879	279	30	283	23	23	1,817
07 CIRCUIT TOTAL	161	469	6	114	11	99	9	27	896
08 CIRCUIT TOTAL	65	77	4	23	0	68	3	2	242
09 CIRCUIT TOTAL	146	123	65	46	9	328	15	6	738
10 CIRCUIT TOTAL	97	87	191	43	2	129	6	5	560
11 CIRCUIT TOTAL	78	60	47	52	5	47	6	9	304
12 CIRCUIT TOTAL	44	31	0	15	2	20	7	2	121
13 CIRCUIT TOTAL	474	872	777	278	27	284	13	36	2,761
14 CIRCUIT TOTAL	159	277	29	56	20	93	8	16	658
15 CIRCUIT TOTAL	85	106	2	70	9	121	16	2	411
16 CIRCUIT TOTAL	310	505	223	445	87	291	30	54	1,945
17 CIRCUIT TOTAL	240	434	194	107	22	74	6	51	1,128
18 CIRCUIT TOTAL	88	68	9	58	10	80	11	12	336
19 CIRCUIT TOTAL	78	214	54	280	14	169	7	4	820
20 CIRCUIT TOTAL	154	376	75	179	2	91	6	14	897
21 CIRCUIT TOTAL	127	125	33	105	17	65	3	14	489
22 CIRCUIT TOTAL	152	255	16	82	22	98	10	26	661
23 CIRCUIT TOTAL	128	104	109	129	16	154	28	6	674
24 CIRCUIT TOTAL	50	57	78	92	4	104	9	3	397
25 CIRCUIT TOTAL	225	259	74	198	20	97	6	16	895
26 CIRCUIT TOTAL	156	182	565	114	25	198	7	16	1,263
27 CIRCUIT TOTAL	119	236	10	54	1	70	1	0	491
28 CIRCUIT TOTAL	49	14	1	18	1	45	5	4	137
29 CIRCUIT TOTAL	204	354	112	107	16	77	10	22	902
30 CIRCUIT TOTAL	71	119	11	39	5	57	10	9	321
31 CIRCUIT TOTAL	80	156	14	39	5	41	1	5	341
STATE TOTAL	4,604	7,313	3,976	3,401	461	3,930	326	523	24,534

**WEST VIRGINIA PUBLIC DEFENDER SERVICES
 APPOINTED COUNSEL CLAIMS PAID BY CASE TYPE
 FISCAL YEAR 2001**

CIRCUIT COUNTY	FELONY	MISD	MENTAL HYGIENE	JUVENILE	PAROLE PROBATION REV	TERM ABUSE	HABEAS SUP. CT.	OTHER	TOTAL CLAIMS
01 CIRCUIT									
BROOKE	20	29	57	11	4	26	1	8	156
HANCOCK	24	32	30	11	4	25	1	4	131
OHIO	52	64	0	21	8	189	5	3	342
CIRCUIT TOTAL	96	125	87	43	16	240	7	15	629
02 CIRCUIT									
MARSHALL	15	41	0	15	1	4	1	3	80
TYLER	6	3	2	4	2	7	0	2	26
WETZEL	7	6	6	17	0	15	1	5	57
CIRCUIT TOTAL	28	50	8	36	3	26	2	10	163
03 CIRCUIT									
DODDRIDGE	34	52	6	20	3	12	2	3	132
PLEASANTS	28	52	2	4	4	8	2	3	103
RITCHIE	58	79	4	12	3	41	1	7	205
CIRCUIT TOTAL	120	183	12	36	10	61	5	13	440
04 CIRCUIT									
WIRT	46	35	1	5	2	22	6	2	119
WOOD	506	938	238	205	38	268	43	88	2,324
CIRCUIT TOTAL	552	973	239	210	40	290	49	90	2,443
05 CIRCUIT									
CALHOUN	1	7	2	12	0	28	1	0	51
JACKSON	26	35	1	16	2	53	2	3	138
MASON	69	204	43	10	3	15	1	7	352
ROANE	16	32	6	16	5	34	3	1	113
CIRCUIT TOTAL	112	278	52	54	10	130	7	11	654
06 CIRCUIT									
CABELL	156	144	879	279	30	283	23	23	1,817
CIRCUIT TOTAL	156	144	879	279	30	283	23	23	1,817
07 CIRCUIT									
LOGAN	161	469	6	114	11	99	9	27	896
CIRCUIT TOTAL	161	469	6	114	11	99	9	27	896
08 CIRCUIT									
MCDOWELL	65	77	4	23	0	68	3	2	242
CIRCUIT TOTAL	65	77	4	23	0	68	3	2	242
09 CIRCUIT									
MERCER	146	123	65	46	9	328	15	6	738
CIRCUIT TOTAL	146	123	65	46	9	328	15	6	738
10 CIRCUIT									
RALEIGH	97	87	191	43	2	129	6	5	560
CIRCUIT TOTAL	97	87	191	43	2	129	6	5	560

**WEST VIRGINIA PUBLIC DEFENDER SERVICES
 APPOINTED COUNSEL CLAIMS PAID BY CASE TYPE
 FISCAL YEAR 2001**

CIRCUIT COUNTY	FELONY	MISD	MENTAL HYGIENE	JUVENILE	PAROLE PROBATION REV	TERM ABUSE	HABEAS SUP. CT.	OTHER	TOTAL CLAIMS
11 CIRCUIT									
GREENBRIER	54	51	32	49	4	44	6	8	248
POCAHONTAS	24	9	15	3	1	3	0	1	56
CIRCUIT TOTAL	78	60	47	52	5	47	6	9	304
12 CIRCUIT									
FAYETTE	44	31	0	15	2	20	7	2	121
CIRCUIT TOTAL	44	31	0	15	2	20	7	2	121
13 CIRCUIT									
KANAWHA	474	872	777	278	27	284	13	36	2,761
CIRCUIT TOTAL	474	872	777	278	27	284	13	36	2,761
14 CIRCUIT									
BRAXTON	60	86	10	16	5	35	2	7	221
CLAY	43	105	12	16	7	16	1	5	205
GILMER	13	38	4	10	1	12	2	1	81
WEBSTER	43	48	3	14	7	30	3	3	151
CIRCUIT TOTAL	159	277	29	56	20	93	8	16	658
15 CIRCUIT									
HARRISON	85	106	2	70	9	121	16	2	411
CIRCUIT TOTAL	85	106	2	70	9	121	16	2	411
16 CIRCUIT									
MARION	310	505	223	445	87	291	30	54	1,945
CIRCUIT TOTAL	310	505	223	445	87	291	30	54	1,945
17 CIRCUIT									
MONONGALIA	240	434	194	107	22	74	6	51	1,128
CIRCUIT TOTAL	240	434	194	107	22	74	6	51	1,128
18 CIRCUIT									
PRESTON	88	68	9	58	10	80	11	12	336
CIRCUIT TOTAL	88	68	9	58	10	80	11	12	336
19 CIRCUIT									
BARBOUR	26	57	10	118	7	86	2	2	308
TAYLOR	52	157	44	162	7	83	5	2	512
CIRCUIT TOTAL	78	214	54	280	14	169	7	4	820
20 CIRCUIT									
RANDOLPH	154	376	75	179	2	91	6	14	897
CIRCUIT TOTAL	154	376	75	179	2	91	6	14	897
21 CIRCUIT									
GRANT	40	34	11	27	5	13	2	7	139
MINERAL	73	83	20	72	12	47	1	6	314
TUCKER	14	8	2	6	0	5	0	1	36
CIRCUIT TOTAL	127	125	33	105	17	65	3	14	489

**WEST VIRGINIA PUBLIC DEFENDER SERVICES
 APPOINTED COUNSEL CLAIMS PAID BY CASE TYPE
 FISCAL YEAR 2001**

CIRCUIT COUNTY	FELONY	MISD	MENTAL HYGIENE	JUVENILE	PAROLE PROBATION REV	TERM ABUSE	HABEAS SUP. CT.	OTHER	TOTAL CLAIMS
22 CIRCUIT									
HAMPSHIRE	90	127	6	39	8	70	4	10	354
HARDY	48	114	6	33	12	19	4	13	249
PENDLETON	14	14	4	10	2	9	2	3	58
CIRCUIT TOTAL	152	255	16	82	22	98	10	26	661
23 CIRCUIT									
BERKELEY	89	64	72	49	8	90	13	5	390
JEFFERSON	25	26	27	54	4	48	6	1	191
MORGAN	14	14	10	26	4	16	9	0	93
CIRCUIT TOTAL	128	104	109	129	16	154	28	6	674
24 CIRCUIT									
WAYNE	50	57	78	92	4	104	9	3	397
CIRCUIT TOTAL	50	57	78	92	4	104	9	3	397
25 CIRCUIT									
BOONE	133	149	33	84	5	44	1	5	454
LINCOLN	92	110	41	114	15	53	5	11	441
CIRCUIT TOTAL	225	259	74	198	20	97	6	16	895
26 CIRCUIT									
LEWIS	64	76	533	40	8	106	4	6	837
UPSHUR	92	106	32	74	17	92	3	10	426
CIRCUIT TOTAL	156	182	565	114	25	198	7	16	1,263
27 CIRCUIT									
WYOMING	119	236	10	54	1	70	1	0	491
CIRCUIT TOTAL	119	236	10	54	1	70	1	0	491
28 CIRCUIT									
NICHOLAS	49	14	1	18	1	45	5	4	137
CIRCUIT TOTAL	49	14	1	18	1	45	5	4	137
29 CIRCUIT									
MASON	57	72	55	11	1	19	0	4	219
PUTNAM	147	282	57	96	15	58	10	18	683
CIRCUIT TOTAL	204	354	112	107	16	77	10	22	902
30 CIRCUIT									
MINGO	71	119	11	39	5	57	10	9	321
CIRCUIT TOTAL	71	119	11	39	5	57	10	9	321
31 CIRCUIT									
MONROE	24	78	6	8	3	11	1	4	135
SUMMERS	56	78	8	31	2	30	0	1	206
CIRCUIT TOTAL	80	156	14	39	5	41	1	5	341
STATE TOTAL	4,604	7,313	3,976	3,401	461	3,930	326	523	24,534

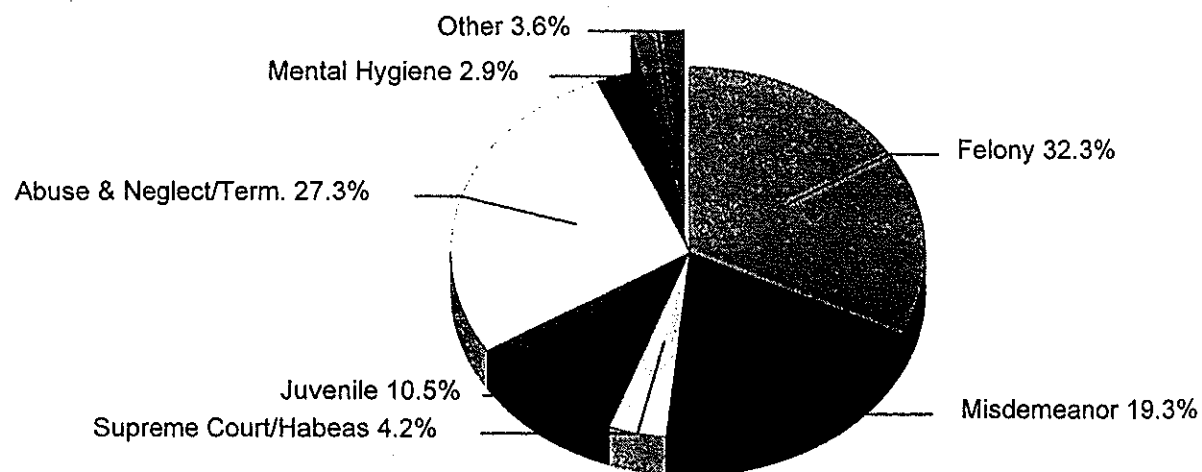
APPOINTED COUNSEL HOURS PAID IN FY 2001

Felony	88,028.76
Misdemeanor	52,591.68
Supreme Court/Habeas	11,325.18
Juvenile	28,771.96
Abuse & Neglect/Term.	74,515.18
Mental Hygiene	7,798.60
Other	9,851.20

Paternity, Parole/Probation Rev., Mag. Ct., Mandamus/Prohibition, Extradition, Contempt, Fugitive, Other
--

TOTAL HOURS PAID	272,882.55
-------------------------	-------------------

APPOINTED COUNSEL HOURS PAID IN FY 2001 BY CASE TYPE



**WEST VIRGINIA PUBLIC DEFENDER SERVICES
 APPOINTED COUNSEL HOURS PAID BY CASE TYPE
 FISCAL YEAR 2001**

CIRCUIT	FELONY	MISD	MENTAL HYGIENE	JUVENILE	PAT.	PAROLE PROBAT REV	TERM ABUSE	HABEAS SUP. CT.	OTHER	TOTAL HOURS
01 CIRCUIT	2,976.00	1,251.00	401.00	657.50	0.00	187.50	5,635.80	184.20	567.70	11,860.70
02 CIRCUIT	863.70	228.30	18.30	251.30	0.00	35.60	502.60	57.00	193.40	2,150.20
03 CIRCUIT	2,994.00	1,562.70	48.40	621.10	0.00	92.10	1,325.00	295.20	288.10	7,226.60
04 CIRCUIT	7,897.30	8,209.00	586.20	2,003.40	0.00	256.80	3,973.70	1,227.30	399.00	24,552.70
05 CIRCUIT	1,952.40	1,830.90	132.90	652.40	0.00	88.80	1,964.20	313.30	208.90	7,143.80
06 CIRCUIT	4,111.80	924.60	690.70	1,208.10	0.00	312.40	3,746.80	754.88	177.60	11,926.88
07 CIRCUIT	2,727.30	2,639.00	12.20	1,063.80	0.00	107.20	1,742.10	364.30	273.70	8,929.60
08 CIRCUIT	1,755.00	771.50	10.00	272.40	0.00	0.00	1,150.80	131.90	69.40	4,161.00
09 CIRCUIT	2,479.60	759.00	146.30	665.30	0.00	120.30	5,477.40	420.50	102.50	10,170.90
10 CIRCUIT	1,172.30	430.20	200.30	389.50	0.00	40.30	2,723.80	105.50	17.70	5,079.60
11 CIRCUIT	3,626.90	556.00	101.80	518.90	0.00	35.30	1,294.00	300.40	243.50	6,676.80
12 CIRCUIT	800.20	164.50	0.00	195.30	0.00	11.90	333.10	202.30	22.10	1,729.40
13 CIRCUIT	9,253.63	5,172.17	1,527.20	1,866.86	0.00	263.20	5,100.50	378.38	370.00	23,931.93
14 CIRCUIT	3,079.00	1,732.20	102.20	391.80	0.00	123.60	2,337.50	314.20	160.20	8,240.70
15 CIRCUIT	2,723.90	1,246.90	4.90	950.60	0.00	103.30	3,832.30	807.40	32.80	9,702.10
16 CIRCUIT	5,015.60	3,285.00	471.10	3,282.50	0.00	635.30	4,727.60	799.20	415.00	18,631.30
17 CIRCUIT	5,679.62	3,899.63	386.50	1,227.20	0.00	141.80	1,988.20	126.60	698.60	14,148.16
18 CIRCUIT	2,205.80	738.10	17.70	790.50	0.00	91.10	2,358.10	498.80	335.70	7,035.80
19 CIRCUIT	926.80	1,216.10	158.80	1,441.60	0.00	59.80	2,023.00	218.00	20.80	6,064.90
20 CIRCUIT	2,603.40	3,025.88	173.30	1,682.70	0.00	10.10	1,917.20	303.08	92.30	9,807.96
21 CIRCUIT	1,686.80	1,081.30	56.70	775.60	0.00	149.00	1,574.30	240.30	104.10	5,668.10
22 CIRCUIT	2,502.40	2,007.50	40.50	1,235.50	0.00	209.50	2,541.40	615.50	343.00	9,495.30
23 CIRCUIT	1,853.60	775.60	408.30	1,067.00	0.00	208.80	3,086.90	863.50	61.90	8,325.60
24 CIRCUIT	773.80	356.50	174.60	479.90	0.00	24.10	1,789.70	385.84	48.90	4,033.34
25 CIRCUIT	4,313.29	1,427.10	224.50	1,406.20	13.00	146.70	1,670.50	367.40	99.40	9,668.09
26 CIRCUIT	2,691.60	1,500.40	1,298.60	1,318.00	0.00	304.30	4,130.97	196.40	201.60	11,641.87
27 CIRCUIT	2,545.20	1,667.80	25.10	385.50	0.00	4.40	1,067.20	28.30	0.00	5,723.50
28 CIRCUIT	820.20	115.40	3.20	169.40	0.00	7.10	862.00	106.90	31.60	2,115.80
29 CIRCUIT	3,982.92	2,719.20	319.20	1,230.50	0.00	128.40	1,663.80	486.50	204.10	10,734.62
30 CIRCUIT	868.30	497.30	18.70	293.20	0.00	37.40	970.51	163.40	49.20	2,898.01
31 CIRCUIT	1,146.40	800.90	39.40	278.40	0.00	49.30	1,004.20	68.70	20.00	3,407.30
STATE TOTAL	88,028.76	52,591.68	7,798.60	28,771.96	13.00	3,985.40	74,515.18	11,325.18	5,852.80	272,882.55

**WEST VIRGINIA PUBLIC DEFENDER SERVICES
 APPOINTED COUNSEL HOURS PAID BY CASE TYPE
 FISCAL YEAR 2001**

CIRCUIT COUNTY	FELONY	MISD	MENTAL HYGIENE	JUVENILE	PAROLE PROBATION REV	TERM ABUSE	HABEAS SUP. CT.	OTHER	TOTAL HOURS
01 CIRCUIT									
BROOKE	715.80	432.10	270.60	180.50	56.70	791.80	0.00	501.00	2,948.50
HANCOCK	352.20	218.90	130.40	136.70	43.90	1,171.00	63.20	33.00	2,149.30
OHIO	1,908.00	600.00	0.00	340.30	86.90	3,673.00	121.00	33.70	6,762.90
CIRCUIT TOTAL	2,976.00	1,251.00	401.00	657.50	187.50	5,635.80	184.20	567.70	11,860.70
02 CIRCUIT									
MARSHALL	284.40	174.20	0.00	117.00	16.90	41.70	6.40	43.20	683.80
TYLER	219.70	17.20	6.80	55.10	18.70	137.20	0.00	11.30	466.00
WETZEL	359.60	36.90	11.50	79.20	0.00	323.70	50.60	138.90	1,000.40
CIRCUIT TOTAL	863.70	228.30	18.30	251.30	35.60	502.60	57.00	193.40	2,150.20
03 CIRCUIT									
DODDRIDGE	883.20	491.60	26.20	386.60	31.50	429.80	94.20	69.90	2,413.00
PLEASANTS	684.70	369.10	8.30	25.10	24.10	263.50	102.60	55.30	1,532.70
RITCHIE	1,426.10	702.00	13.90	209.40	36.50	631.70	98.40	162.90	3,280.90
CIRCUIT TOTAL	2,994.00	1,562.70	48.40	621.10	92.10	1,325.00	295.20	288.10	7,226.60
04 CIRCUIT									
WIRT	833.80	230.10	2.50	53.60	18.20	409.80	235.50	3.00	1,786.50
WOOD	7,063.50	7,978.90	583.70	1,949.80	238.60	3,563.90	991.80	396.00	22,766.20
CIRCUIT TOTAL	7,897.30	8,209.00	586.20	2,003.40	256.80	3,973.70	1,227.30	399.00	24,552.70
05 CIRCUIT									
CALHOUN	13.80	45.50	2.50	138.70	0.00	362.30	49.50	0.00	612.30
JACKSON	749.70	160.80	1.90	184.00	9.30	834.10	36.90	79.30	2,056.00
MASON	763.10	1,503.40	119.30	122.50	41.80	252.80	109.40	63.20	2,975.50
ROANE	425.80	121.20	9.20	207.20	37.70	515.00	117.50	66.40	1,500.00
CIRCUIT TOTAL	1,952.40	1,830.90	132.90	652.40	88.80	1,964.20	313.30	208.90	7,143.80
06 CIRCUIT									
CABELL	4,111.80	924.60	690.70	1,208.10	312.40	3,746.80	754.88	177.60	11,926.88
CIRCUIT TOTAL	4,111.80	924.60	690.70	1,208.10	312.40	3,746.80	754.88	177.60	11,926.88
07 CIRCUIT									
LOGAN	2,727.30	2,639.00	12.20	1,063.80	107.20	1,742.10	364.30	273.70	8,929.60
CIRCUIT TOTAL	2,727.30	2,639.00	12.20	1,063.80	107.20	1,742.10	364.30	273.70	8,929.60
08 CIRCUIT									
MCDOWELL	1,755.00	771.50	10.00	272.40	0.00	1,150.80	131.90	69.40	4,161.00
CIRCUIT TOTAL	1,755.00	771.50	10.00	272.40	0.00	1,150.80	131.90	69.40	4,161.00
09 CIRCUIT									
MERCER	2,479.60	759.00	146.30	665.30	120.30	5,477.40	420.50	102.50	10,170.90
CIRCUIT TOTAL	2,479.60	759.00	146.30	665.30	120.30	5,477.40	420.50	102.50	10,170.90
10 CIRCUIT									
RALEIGH	1,172.30	430.20	200.30	389.50	40.30	2,723.80	105.50	17.70	5,079.60
CIRCUIT TOTAL	1,172.30	430.20	200.30	389.50	40.30	2,723.80	105.50	17.70	5,079.60

**WEST VIRGINIA PUBLIC DEFENDER SERVICES
 APPOINTED COUNSEL HOURS PAID BY CASE TYPE
 - FISCAL YEAR 2001**

CIRCUIT COUNTY	FELONY	MISD	MENTAL HYGIENE	JUVENILE	PAROLE PROBATION REV	TERM ABUSE	HABEAS SUP. CT.	OTHER	TOTAL HOURS
11 CIRCUIT									
GREENBRIER	2,914.10	479.60	64.30	455.10	26.90	1,104.80	300.40	195.30	5,540.50
POCAHONTAS	712.80	76.40	37.50	63.80	8.40	189.20	0.00	48.20	1,136.30
CIRCUIT TOTAL	3,626.90	556.00	101.80	518.90	35.30	1,294.00	300.40	243.50	6,676.80
12 CIRCUIT									
FAYETTE	800.20	164.50	0.00	195.30	11.90	333.10	202.30	22.10	1,729.40
CIRCUIT TOTAL	800.20	164.50	0.00	195.30	11.90	333.10	202.30	22.10	1,729.40
13 CIRCUIT									
KANAWHA	9,253.63	5,172.17	1,527.20	1,866.86	263.20	5,100.50	378.38	370.00	23,931.93
CIRCUIT TOTAL	9,253.63	5,172.17	1,527.20	1,866.86	263.20	5,100.50	378.38	370.00	23,931.93
14 CIRCUIT									
BRAXTON	1,238.00	591.50	30.50	114.20	36.00	626.70	134.30	62.30	2,833.50
CLAY	767.70	679.20	48.30	136.00	59.30	589.50	18.90	79.90	2,378.80
GILMER	334.80	280.40	14.20	97.80	3.60	341.20	112.30	6.20	1,190.50
WEBSTER	738.50	181.10	9.20	43.80	24.70	780.10	48.70	11.80	1,837.90
CIRCUIT TOTAL	3,079.00	1,732.20	102.20	391.80	123.60	2,337.50	314.20	160.20	8,240.70
15 CIRCUIT									
HARRISON	2,723.90	1,246.90	4.90	950.60	103.30	3,832.30	807.40	32.80	9,702.10
CIRCUIT TOTAL	2,723.90	1,246.90	4.90	950.60	103.30	3,832.30	807.40	32.80	9,702.10
16 CIRCUIT									
MARION	5,015.60	3,285.00	471.10	3,282.50	635.30	4,727.60	799.20	415.00	18,631.30
CIRCUIT TOTAL	5,015.60	3,285.00	471.10	3,282.50	635.30	4,727.60	799.20	415.00	18,631.30
17 CIRCUIT									
MONONGALIA	5,679.62	3,899.63	386.50	1,227.20	141.80	1,988.20	126.60	698.60	14,148.16
CIRCUIT TOTAL	5,679.62	3,899.63	386.50	1,227.20	141.80	1,988.20	126.60	698.60	14,148.16
18 CIRCUIT									
PRESTON	2,205.80	738.10	17.70	790.50	91.10	2,358.10	498.80	335.70	7,035.80
CIRCUIT TOTAL	2,205.80	738.10	17.70	790.50	91.10	2,358.10	498.80	335.70	7,035.80
19 CIRCUIT									
BARBOUR	277.00	375.80	33.80	596.10	35.20	814.60	38.30	9.10	2,179.90
TAYLOR	649.80	840.30	125.00	845.50	24.60	1,208.40	179.70	11.70	3,885.00
CIRCUIT TOTAL	926.80	1,216.10	158.80	1,441.60	59.80	2,023.00	218.00	20.80	6,064.90
20 CIRCUIT									
RANDOLPH	2,603.40	3,025.88	173.30	1,682.70	10.10	1,917.20	303.08	92.30	9,807.96
CIRCUIT TOTAL	2,603.40	3,025.88	173.30	1,682.70	10.10	1,917.20	303.08	92.30	9,807.96
21 CIRCUIT									
GRANT	604.60	361.40	23.80	294.70	39.30	560.80	128.60	57.20	2,070.40
MINERAL	908.70	614.70	26.40	462.50	109.70	956.30	111.70	43.30	3,233.30
TUCKER	173.50	105.20	6.50	18.40	0.00	57.20	0.00	3.60	364.40
CIRCUIT TOTAL	1,686.80	1,081.30	56.70	775.60	149.00	1,574.30	240.30	104.10	5,668.10

**WEST VIRGINIA PUBLIC DEFENDER SERVICES
 APPOINTED COUNSEL HOURS PAID BY CASE TYPE
 - FISCAL YEAR 2001**

CIRCUIT COUNTY	FELONY	MISD	MENTAL HYGIENE	JUVENILE	PAROLE PROBATION REV	TERM ABUSE	HABEAS SUP. CT.	OTHER	TOTAL HOURS
22 CIRCUIT									
HAMPSHIRE	1,258.50	839.40	15.10	620.10	87.20	1,782.10	137.40	98.80	4,838.60
HARDY	819.00	1,000.10	13.70	428.00	101.70	470.30	231.90	176.30	3,241.00
PENDLETON	424.90	168.00	11.70	187.40	20.60	289.00	246.20	67.90	1,415.70
CIRCUIT TOTAL	2,502.40	2,007.50	40.50	1,235.50	209.50	2,541.40	615.50	343.00	9,495.30
23 CIRCUIT									
BERKELEY	1,007.10	449.10	271.40	414.00	56.70	1,594.60	360.60	41.30	4,194.80
JEFFERSON	486.50	240.90	101.60	437.60	29.60	1,181.30	229.90	20.60	2,728.00
MORGAN	360.00	85.60	35.30	215.40	122.50	311.00	273.00	0.00	1,402.80
CIRCUIT TOTAL	1,853.60	775.60	408.30	1,067.00	208.80	3,086.90	863.50	61.90	8,325.60
24 CIRCUIT									
WAYNE	773.80	356.50	174.60	479.90	24.10	1,789.70	385.84	48.90	4,033.34
CIRCUIT TOTAL	773.80	356.50	174.60	479.90	24.10	1,789.70	385.84	48.90	4,033.34
25 CIRCUIT									
BOONE	2,427.40	621.60	61.50	539.50	24.60	702.80	116.80	44.00	4,538.20
LINCOLN	1,885.89	805.50	163.00	866.70	122.10	967.70	250.60	68.40	5,129.89
CIRCUIT TOTAL	4,313.29	1,427.10	224.50	1,406.20	146.70	1,670.50	367.40	112.40	9,668.09
26 CIRCUIT									
LEWIS	1,129.50	649.10	1,247.20	486.60	79.80	1,847.07	96.50	97.70	5,633.47
UPSHUR	1,562.10	851.30	51.40	831.40	224.50	2,283.90	99.90	103.90	6,008.40
CIRCUIT TOTAL	2,691.60	1,500.40	1,298.60	1,318.00	304.30	4,130.97	196.40	201.60	11,641.87
27 CIRCUIT									
WYOMING	2,545.20	1,667.80	25.10	385.50	4.40	1,067.20	28.30	0.00	5,723.50
CIRCUIT TOTAL	2,545.20	1,667.80	25.10	385.50	4.40	1,067.20	28.30	0.00	5,723.50
28 CIRCUIT									
NICHOLAS	820.20	115.40	3.20	169.40	7.10	862.00	106.90	31.60	2,115.80
CIRCUIT TOTAL	820.20	115.40	3.20	169.40	7.10	862.00	106.90	31.60	2,115.80
29 CIRCUIT									
MASON	1,016.60	574.70	137.50	181.80	9.20	308.70	0.00	34.00	2,262.50
PUTNAM	2,966.32	2,144.50	181.70	1,048.70	119.20	1,355.10	486.50	170.10	8,472.12
CIRCUIT TOTAL	3,982.92	2,719.20	319.20	1,230.50	128.40	1,663.80	486.50	204.10	10,734.62
30 CIRCUIT									
MINGO	868.30	497.30	18.70	293.20	37.40	970.51	163.40	49.20	2,898.01
CIRCUIT TOTAL	868.30	497.30	18.70	293.20	37.40	970.51	163.40	49.20	2,898.01
31 CIRCUIT									
MONROE	331.30	397.30	15.50	76.10	42.60	323.80	68.70	16.80	1,272.10
SUMMERS	815.10	403.60	23.90	202.30	6.70	680.40	0.00	3.20	2,135.20
CIRCUIT TOTAL	1,146.40	800.90	39.40	278.40	49.30	1,004.20	68.70	20.00	3,407.30
STATE TOTAL	88,028.76	52,591.68	7,798.60	28,771.96	3,985.40	74,515.18	11,325.18	5,865.80	272,882.55

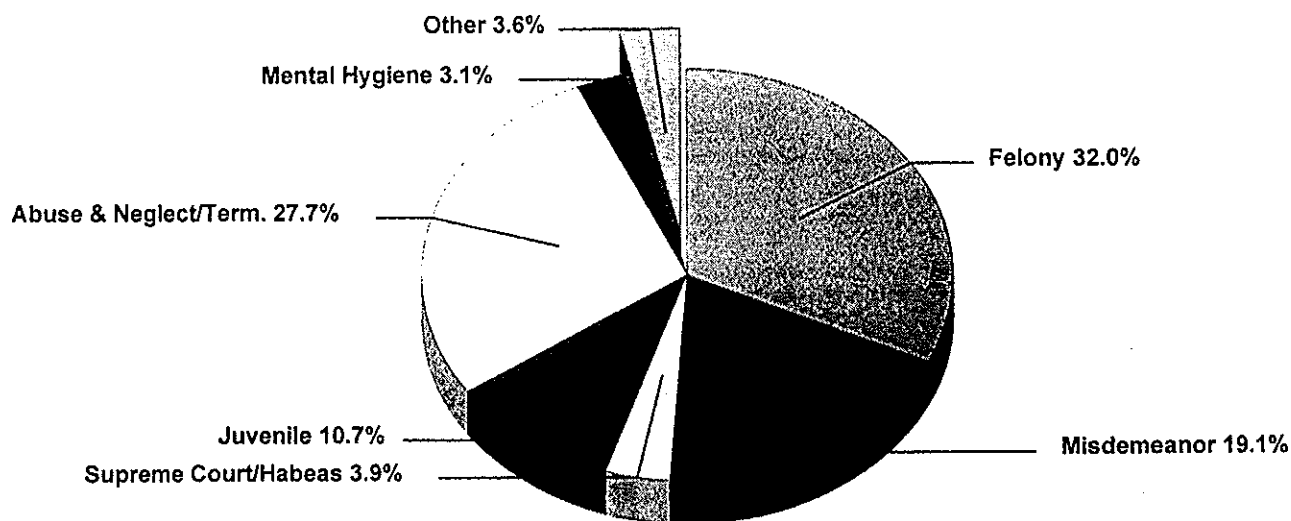
APPOINTED COUNSEL FEES PAID IN FY 2001

Felony	\$4,245,300.25
Misdemeanor	\$2,539,728.00
Supreme Court/Habeas	\$517,653.19
Juvenile	\$1,415,762.00
Abuse & Neglect/Term.	\$3,673,331.00
Mental Hygiene	\$409,497.00
Other	\$475,414.00

Paerity, Parole/Probation Rev., Mag. Ct.,
Mandamus/Prohibition, Extradition,
Contempt, Fugitive, Other

TOTAL FEES PAID	\$13,276,685.44
------------------------	------------------------

APPOINTED COUNSEL FEES PAID IN FY 2001 BY CASE TYPE



**WEST VIRGINIA PUBLIC DEFENDER SERVICES
 APPOINTED COUNSEL FEES PAID BY CASE TYPE
 FISCAL YEAR 2001**

CIRCUIT	FELONY	MISD	MENTAL HYGIENE	JUVENILE	PAROLE PROBATION REV	TERM ABUSE	HABEAS SUP. CT.	OTHER	TOTAL FEE
01	CIRCUIT	\$141,192.00	\$19,085.00	\$31,869.50	\$8,883.50	\$268,901.00	\$8,447.00	\$28,044.50	\$566,485.50
02	CIRCUIT	\$41,568.50	\$975.50	\$12,500.50	\$1,766.00	\$24,951.00	\$2,601.00	\$9,251.00	\$104,983.00
03	CIRCUIT	\$141,596.00	\$2,506.00	\$29,893.50	\$4,498.50	\$63,693.00	\$13,358.00	\$13,866.50	\$343,523.00
04	CIRCUIT	\$375,476.50	\$31,043.00	\$97,247.00	\$12,222.00	\$190,736.50	\$55,766.50	\$18,809.00	\$1,174,157.50
05	CIRCUIT	\$97,544.00	\$6,872.50	\$33,970.00	\$4,500.00	\$103,659.00	\$14,320.50	\$10,052.50	\$359,423.00
06	CIRCUIT	\$199,327.00	\$36,671.50	\$63,204.50	\$15,128.00	\$190,202.00	\$34,609.50	\$8,766.00	\$593,553.50
07	CIRCUIT	\$132,684.50	\$635.00	\$51,097.00	\$5,082.00	\$86,572.50	\$16,651.50	\$13,338.50	\$434,640.00
08	CIRCUIT	\$84,033.00	\$570.00	\$13,252.00	\$0.00	\$57,296.00	\$5,977.50	\$3,309.00	\$200,877.00
09	CIRCUIT	\$121,234.00	\$8,633.50	\$33,168.50	\$5,927.50	\$276,539.00	\$19,312.50	\$4,776.50	\$507,216.50
10	CIRCUIT	\$56,713.50	\$11,499.50	\$18,893.50	\$1,985.50	\$135,661.00	\$4,821.50	\$886.50	\$251,832.00
11	CIRCUIT	\$174,080.50	\$5,413.00	\$25,456.50	\$1,680.50	\$63,748.00	\$13,594.00	\$11,095.50	\$321,380.00
12	CIRCUIT	\$38,227.00	\$0.00	\$9,366.50	\$95.50	\$16,313.50	\$9,225.50	\$1,034.50	\$82,741.00
13	CIRCUIT	\$451,145.25	\$84,926.00	\$95,148.50	\$12,686.00	\$256,572.50	\$17,159.00	\$17,674.00	\$1,191,868.75
14	CIRCUIT	\$150,785.00	\$5,535.00	\$19,669.00	\$6,142.00	\$117,079.50	\$14,331.00	\$7,721.00	\$405,565.50
15	CIRCUIT	\$127,915.50	\$270.50	\$44,905.00	\$4,832.50	\$184,335.50	\$37,861.00	\$1,592.00	\$460,068.50
16	CIRCUIT	\$236,638.00	\$25,275.50	\$156,590.50	\$30,644.50	\$229,704.00	\$36,430.00	\$19,573.00	\$891,146.50
17	CIRCUIT	\$272,087.00	\$19,516.50	\$60,526.00	\$6,753.00	\$97,601.00	\$5,749.00	\$32,675.00	\$679,589.00
18	CIRCUIT	\$103,303.00	\$998.50	\$37,664.50	\$4,337.50	\$113,284.50	\$22,670.00	\$16,430.50	\$333,347.00
19	CIRCUIT	\$44,512.00	\$7,912.00	\$67,846.50	\$2,867.00	\$96,085.00	\$9,810.00	\$1,008.00	\$288,444.50
20	CIRCUIT	\$125,825.00	\$10,006.50	\$84,469.50	\$472.50	\$95,222.00	\$14,040.69	\$4,627.50	\$480,464.19
21	CIRCUIT	\$80,708.00	\$2,951.50	\$37,200.00	\$7,039.00	\$75,903.50	\$10,909.50	\$4,906.50	\$271,538.50
22	CIRCUIT	\$122,498.00	\$2,320.50	\$61,641.50	\$10,221.50	\$125,865.00	\$28,009.50	\$16,815.00	\$463,908.50
23	CIRCUIT	\$91,344.00	\$21,083.50	\$53,671.00	\$10,480.00	\$156,062.50	\$39,213.50	\$2,921.50	\$412,656.00
24	CIRCUIT	\$38,217.00	\$8,839.00	\$24,283.50	\$1,250.50	\$90,342.50	\$17,631.00	\$2,552.50	\$200,806.50
25	CIRCUIT	\$213,648.00	\$11,742.50	\$71,367.00	\$7,539.50	\$85,288.50	\$16,857.00	\$5,682.00	\$484,352.00
26	CIRCUIT	\$129,210.00	\$63,043.00	\$64,978.00	\$14,789.50	\$196,629.50	\$9,102.00	\$9,542.00	\$559,848.50
27	CIRCUIT	\$122,822.00	\$1,299.50	\$19,197.50	\$224.00	\$52,422.00	\$1,293.50	\$0.00	\$277,881.50
28	CIRCUIT	\$40,403.00	\$164.00	\$8,439.50	\$379.50	\$43,636.00	\$4,886.50	\$1,758.00	\$105,169.00
29	CIRCUIT	\$192,503.50	\$16,380.00	\$59,608.50	\$6,330.50	\$80,595.00	\$22,312.50	\$9,880.50	\$518,276.00
30	CIRCUIT	\$42,449.50	\$1,075.50	\$14,804.00	\$1,817.00	\$48,571.00	\$7,547.00	\$2,350.00	\$144,324.50
31	CIRCUIT	\$55,610.00	\$2,253.00	\$13,834.00	\$2,422.50	\$49,859.00	\$3,155.50	\$928.00	\$166,618.50
STATE TOTAL		\$4,245,300.25	\$409,497.00	\$1,415,762.00	\$193,547.00	\$3,673,331.00	\$517,653.19	\$281,867.00	\$13,276,685.44

**WEST VIRGINIA PUBLIC DEFENDER SERVICES
 APPOINTED COUNSEL FEES PAID BY CASE TYPE
 FISCAL YEAR 2001**

CIRCUIT	FELONY	MISD	MENTAL HYGIENE	JUVENILE	PAROLE		TERM ABUSE	HABEAS SUP. CT.	OTHER	TOTAL FEE
					PROBAT REV	REV				
01 CIRCUIT										
BROOKE	\$33,409.00	\$20,560.50	\$12,687.00	\$8,734.50	\$2,663.50	\$37,921.00	\$0.00	\$24,845.00	\$140,820.50	
HANCOCK	\$17,347.00	\$11,208.50	\$6,398.00	\$6,813.50	\$2,113.50	\$55,335.00	\$2,936.00	\$1,635.00	\$103,786.50	
OHIO	\$90,436.00	\$28,294.00	\$0.00	\$16,321.50	\$4,106.50	\$175,645.00	\$5,511.00	\$1,564.50	\$321,878.50	
CIRCUIT TOTAL	\$141,192.00	\$60,063.00	\$19,085.00	\$31,869.50	\$8,883.50	\$268,901.00	\$8,447.00	\$28,044.50	\$566,485.50	
02 CIRCUIT										
MARSHALL	\$14,146.00	\$8,561.00	\$0.00	\$5,767.00	\$814.50	\$2,154.50	\$324.00	\$2,014.00	\$33,781.00	
TYLER	\$10,674.50	\$894.00	\$368.00	\$2,857.50	\$951.50	\$6,734.00	\$0.00	\$558.50	\$23,038.00	
WETZEL	\$16,748.00	\$1,914.50	\$607.50	\$3,876.00	\$0.00	\$16,062.50	\$2,277.00	\$6,678.50	\$48,164.00	
CIRCUIT TOTAL	\$41,568.50	\$11,369.50	\$975.50	\$12,500.50	\$1,766.00	\$24,951.00	\$2,601.00	\$9,251.00	\$104,983.00	
03 CIRCUIT										
DODDRIDGE	\$41,530.00	\$23,520.00	\$1,333.00	\$18,609.00	\$1,519.50	\$20,545.00	\$4,263.00	\$3,497.50	\$114,817.00	
PLEASANTS	\$32,657.50	\$17,665.50	\$463.50	\$1,187.50	\$1,204.50	\$12,657.50	\$4,631.00	\$2,648.50	\$73,115.50	
RITCHIE	\$67,408.50	\$32,926.00	\$709.50	\$10,097.00	\$1,774.50	\$30,490.50	\$4,464.00	\$7,720.50	\$155,590.50	
CIRCUIT TOTAL	\$141,596.00	\$74,111.50	\$2,506.00	\$29,893.50	\$4,498.50	\$63,693.00	\$13,338.00	\$13,866.50	\$343,523.00	
04 CIRCUIT										
WIRT	\$40,627.00	\$10,950.50	\$128.50	\$2,594.00	\$819.00	\$20,111.00	\$10,641.50	\$135.00	\$86,006.50	
WOOD	\$334,849.50	\$381,906.50	\$30,914.50	\$94,633.00	\$11,403.00	\$170,625.50	\$45,125.00	\$18,674.00	\$1,088,151.00	
CIRCUIT TOTAL	\$375,476.50	\$392,857.00	\$31,043.00	\$97,247.00	\$12,222.00	\$190,736.50	\$55,766.50	\$18,809.00	\$1,174,157.50	
05 CIRCUIT										
CALHOUN	\$769.00	\$2,233.50	\$122.50	\$7,533.50	\$0.00	\$19,603.50	\$2,227.50	\$0.00	\$32,489.50	
JACKSON	\$38,408.50	\$8,238.00	\$95.50	\$9,296.00	\$458.50	\$43,550.50	\$1,660.50	\$4,006.50	\$105,714.00	
MASON	\$36,577.50	\$71,859.00	\$6,086.50	\$6,074.50	\$2,087.00	\$12,226.00	\$4,943.00	\$3,046.00	\$142,899.50	
ROANE	\$21,789.00	\$6,174.00	\$568.00	\$11,066.00	\$1,954.50	\$28,279.00	\$5,489.50	\$3,000.00	\$78,320.00	
CIRCUIT TOTAL	\$97,544.00	\$88,504.50	\$6,872.50	\$33,970.00	\$4,500.00	\$103,659.00	\$14,320.50	\$10,052.50	\$359,423.00	
06 CIRCUIT										
CABELL	\$199,327.00	\$45,645.00	\$36,671.50	\$63,204.50	\$15,128.00	\$190,202.00	\$34,609.50	\$8,766.00	\$593,553.50	
CIRCUIT TOTAL	\$199,327.00	\$45,645.00	\$36,671.50	\$63,204.50	\$15,128.00	\$190,202.00	\$34,609.50	\$8,766.00	\$593,553.50	
07 CIRCUIT										
LOGAN	\$132,684.50	\$128,579.00	\$635.00	\$51,097.00	\$5,082.00	\$86,572.50	\$16,651.50	\$13,338.50	\$434,640.00	
CIRCUIT TOTAL	\$132,684.50	\$128,579.00	\$635.00	\$51,097.00	\$5,082.00	\$86,572.50	\$16,651.50	\$13,338.50	\$434,640.00	

**WEST VIRGINIA PUBLIC DEFENDER SERVICES
 APPOINTED COUNSEL FEES PAID BY CASE TYPE
 FISCAL YEAR 2001**

CIRCUIT	FELONY	MISD	MENTAL HYGIENE	JUVENILE	PAROLE PROBAT REV	TERM ABUSE	HABEAS SUP. CT.	OTHER	TOTAL FEE
08 CIRCUIT									
MCDOWELL	\$84,033.00	\$36,439.50	\$570.00	\$13,252.00	\$0.00	\$57,296.00	\$5,977.50	\$3,309.00	\$200,877.00
CIRCUIT TOTAL	\$84,033.00	\$36,439.50	\$570.00	\$13,252.00	\$0.00	\$57,296.00	\$5,977.50	\$3,309.00	\$200,877.00
09 CIRCUIT									
MERCER	\$121,234.00	\$37,625.00	\$8,633.50	\$33,168.50	\$5,927.50	\$276,539.00	\$19,312.50	\$4,776.50	\$507,216.50
CIRCUIT TOTAL	\$121,234.00	\$37,625.00	\$8,633.50	\$33,168.50	\$5,927.50	\$276,539.00	\$19,312.50	\$4,776.50	\$507,216.50
10 CIRCUIT									
RALEIGH	\$56,713.50	\$21,371.00	\$11,499.50	\$18,893.50	\$1,985.50	\$135,661.00	\$4,821.50	\$886.50	\$251,832.00
CIRCUIT TOTAL	\$56,713.50	\$21,371.00	\$11,499.50	\$18,893.50	\$1,985.50	\$135,661.00	\$4,821.50	\$886.50	\$251,832.00
11 CIRCUIT									
GREENBRIER	\$139,822.50	\$22,756.00	\$3,561.50	\$22,455.50	\$1,286.50	\$33,740.00	\$13,594.00	\$8,920.50	\$266,136.50
POCAHONTAS	\$34,258.00	\$3,556.00	\$1,851.50	\$3,001.00	\$394.00	\$10,008.00	\$0.00	\$2,175.00	\$55,243.50
CIRCUIT TOTAL	\$174,080.50	\$26,312.00	\$5,413.00	\$25,456.50	\$1,680.50	\$63,748.00	\$13,594.00	\$11,095.50	\$321,380.00
12 CIRCUIT									
FAYETTE	\$38,227.00	\$7,978.50	\$0.00	\$9,366.50	\$595.50	\$16,313.50	\$9,225.50	\$1,034.50	\$82,741.00
CIRCUIT TOTAL	\$38,227.00	\$7,978.50	\$0.00	\$9,366.50	\$595.50	\$16,313.50	\$9,225.50	\$1,034.50	\$82,741.00
13 CIRCUIT									
KANAWHA	\$451,145.25	\$256,557.50	\$84,926.00	\$95,148.50	\$12,686.00	\$256,572.50	\$17,159.00	\$17,674.00	\$1,191,868.75
CIRCUIT TOTAL	\$451,145.25	\$256,557.50	\$84,926.00	\$95,148.50	\$12,686.00	\$256,572.50	\$17,159.00	\$17,674.00	\$1,191,868.75
14 CIRCUIT									
BRAXTON	\$61,344.00	\$28,665.50	\$1,638.50	\$5,839.00	\$1,822.00	\$31,597.50	\$6,131.50	\$3,177.50	\$140,215.50
CLAY	\$37,276.50	\$33,414.00	\$2,653.50	\$6,750.00	\$2,894.50	\$29,321.50	\$890.50	\$3,685.50	\$116,886.00
GILMER	\$16,786.00	\$13,636.00	\$749.00	\$4,889.00	\$182.00	\$16,922.00	\$5,117.50	\$299.00	\$58,580.50
WEBSTER	\$35,378.50	\$8,587.50	\$494.00	\$2,191.00	\$1,243.50	\$39,238.50	\$2,191.50	\$559.00	\$89,883.50
CIRCUIT TOTAL	\$150,785.00	\$84,303.00	\$5,535.00	\$19,669.00	\$6,142.00	\$117,079.50	\$14,331.00	\$7,721.00	\$405,565.50
15 CIRCUIT									
HARRISON	\$127,915.50	\$58,356.50	\$270.50	\$44,905.00	\$4,832.50	\$184,335.50	\$37,861.00	\$1,592.00	\$460,068.50
CIRCUIT TOTAL	\$127,915.50	\$58,356.50	\$270.50	\$44,905.00	\$4,832.50	\$184,335.50	\$37,861.00	\$1,592.00	\$460,068.50
16 CIRCUIT									
MARION	\$236,638.00	\$156,291.00	\$25,275.50	\$156,590.50	\$30,644.50	\$229,704.00	\$36,430.00	\$19,573.00	\$891,146.50
CIRCUIT TOTAL	\$236,638.00	\$156,291.00	\$25,275.50	\$156,590.50	\$30,644.50	\$229,704.00	\$36,430.00	\$19,573.00	\$891,146.50

**WEST VIRGINIA PUBLIC DEFENDER SERVICES
 APPOINTED COUNSEL FEES PAID BY CASE TYPE
 FISCAL YEAR 2001**

CIRCUIT	FELONY	MISD	MENTAL HYGIENE	JUVENILE	PAROLE		TERM ABUSE	HABEAS SUP. CT.	OTHER	TOTAL FEE
					PROBAT REV	PROBAT REV				
17 CIRCUIT										
MONONGALIA	\$272,087.00	\$184,681.50	\$19,516.50	\$60,526.00	\$6,753.00	\$97,601.00	\$5,749.00	\$32,675.00	\$679,589.00	
CIRCUIT TOTAL	\$272,087.00	\$184,681.50	\$19,516.50	\$60,526.00	\$6,753.00	\$97,601.00	\$5,749.00	\$32,675.00	\$679,589.00	
18 CIRCUIT										
PRESTON	\$103,303.00	\$34,658.50	\$998.50	\$37,664.50	\$4,337.50	\$113,284.50	\$22,670.00	\$16,430.50	\$333,347.00	
CIRCUIT TOTAL	\$103,303.00	\$34,658.50	\$998.50	\$37,664.50	\$4,337.50	\$113,284.50	\$22,670.00	\$16,430.50	\$333,347.00	
19 CIRCUIT										
BARBOUR	\$13,261.00	\$17,797.00	\$1,651.00	\$27,996.50	\$1,660.00	\$38,365.00	\$1,723.50	\$439.50	\$102,893.50	
TAYLOR	\$31,251.00	\$40,607.50	\$6,261.00	\$39,849.50	\$1,207.00	\$57,720.00	\$8,086.50	\$568.50	\$185,551.00	
CIRCUIT TOTAL	\$44,512.00	\$58,404.50	\$7,912.00	\$67,846.00	\$2,867.00	\$96,085.00	\$9,810.00	\$1,008.00	\$288,444.50	
20 CIRCUIT										
RANDOLPH	\$125,825.00	\$145,800.50	\$10,006.50	\$84,469.50	\$472.50	\$95,222.00	\$14,040.69	\$4,627.50	\$480,464.19	
CIRCUIT TOTAL	\$125,825.00	\$145,800.50	\$10,006.50	\$84,469.50	\$472.50	\$95,222.00	\$14,040.69	\$4,627.50	\$480,464.19	
21 CIRCUIT										
GRANT	\$28,853.00	\$17,115.00	\$1,203.00	\$14,189.50	\$1,846.50	\$26,318.00	\$5,827.00	\$2,702.00	\$98,054.00	
MINERAL	\$43,281.50	\$29,777.50	\$1,406.00	\$22,056.50	\$5,192.50	\$46,821.50	\$5,082.50	\$2,022.50	\$155,640.50	
TUCKER	\$8,573.50	\$5,028.00	\$342.50	\$954.00	\$0.00	\$2,764.00	\$0.00	\$182.00	\$17,844.00	
CIRCUIT TOTAL	\$80,708.00	\$51,920.50	\$2,951.50	\$37,200.00	\$7,039.00	\$75,903.50	\$10,909.50	\$4,906.50	\$271,538.50	
22 CIRCUIT										
HAMPSHIRE	\$61,500.50	\$40,799.00	\$879.50	\$31,406.50	\$4,318.00	\$88,572.50	\$6,223.00	\$4,992.00	\$238,691.00	
HARDY	\$40,629.00	\$47,800.50	\$744.50	\$21,210.00	\$4,904.50	\$23,421.50	\$10,677.50	\$8,595.50	\$157,983.00	
PENDLETON	\$20,368.50	\$7,938.00	\$696.50	\$9,025.00	\$999.00	\$13,871.00	\$11,109.00	\$3,227.50	\$67,234.50	
CIRCUIT TOTAL	\$122,498.00	\$96,537.50	\$2,320.50	\$61,641.50	\$10,221.50	\$125,865.00	\$28,009.50	\$16,815.00	\$463,908.50	
23 CIRCUIT										
BERKELEY	\$50,337.50	\$22,005.50	\$13,955.00	\$20,626.00	\$2,677.50	\$80,499.00	\$16,433.00	\$1,934.50	\$208,468.00	
JEFFERSON	\$23,606.50	\$11,744.50	\$5,200.00	\$21,954.00	\$1,448.00	\$59,752.50	\$10,445.50	\$987.00	\$135,138.00	
MORGAN	\$17,400.00	\$4,130.00	\$1,928.50	\$11,091.00	\$6,354.50	\$15,811.00	\$12,335.00	\$0.00	\$69,050.00	
CIRCUIT TOTAL	\$91,344.00	\$37,880.00	\$21,083.50	\$53,671.00	\$10,480.00	\$156,062.50	\$39,213.50	\$2,921.50	\$412,656.00	
24 CIRCUIT										
WAYNE	\$38,217.00	\$17,690.50	\$8,839.00	\$24,283.50	\$1,250.50	\$90,342.50	\$17,631.00	\$2,552.50	\$200,806.50	
CIRCUIT TOTAL	\$38,217.00	\$17,690.50	\$8,839.00	\$24,283.50	\$1,250.50	\$90,342.50	\$17,631.00	\$2,552.50	\$200,806.50	

**WEST VIRGINIA PUBLIC DEFENDER SERVICES
 APPOINTED COUNSEL FEES PAID BY CASE TYPE
 FISCAL YEAR 2001**

CIRCUIT	FELONY	MISD	MENTAL HYGIENE	JUVENILE	PAROLE		TERM ABUSE	HABEAS SUP. CT.	OTHER	TOTAL FEE
					PROBAT REV	REV				
25 CIRCUIT										
BOONE	\$121,955.00	\$33,046.00	\$3,459.50	\$28,005.50	\$1,445.00	\$36,216.00	\$5,330.00	\$2,370.00	\$231,827.00	
LINCOLN	\$91,693.00	\$39,181.50	\$8,283.00	\$43,361.50	\$6,094.50	\$49,072.50	\$11,527.00	\$3,312.00	\$252,525.00	
CIRCUIT TOTAL	\$213,648.00	\$72,227.50	\$11,742.50	\$71,367.00	\$7,539.50	\$85,288.50	\$16,857.00	\$5,682.00	\$484,352.00	
26 CIRCUIT										
LEWIS	\$54,285.50	\$30,929.50	\$60,244.00	\$24,355.00	\$3,965.00	\$87,668.00	\$4,342.50	\$4,482.50	\$270,272.00	
UPSHUR	\$74,924.50	\$41,625.00	\$2,799.00	\$40,623.00	\$10,824.50	\$108,961.50	\$4,759.50	\$5,059.50	\$289,576.50	
CIRCUIT TOTAL	\$129,210.00	\$72,554.50	\$63,043.00	\$64,978.00	\$14,789.50	\$196,629.50	\$9,102.00	\$9,542.00	\$559,848.50	
27 CIRCUIT										
WYOMING	\$122,822.00	\$80,623.00	\$1,299.50	\$19,197.50	\$224.00	\$52,422.00	\$1,293.50	\$0.00	\$277,881.50	
CIRCUIT TOTAL	\$122,822.00	\$80,623.00	\$1,299.50	\$19,197.50	\$224.00	\$52,422.00	\$1,293.50	\$0.00	\$277,881.50	
28 CIRCUIT										
NICHOLAS	\$40,403.00	\$5,503.00	\$164.00	\$8,439.00	\$379.50	\$43,636.00	\$4,886.50	\$1,758.00	\$105,169.00	
CIRCUIT TOTAL	\$40,403.00	\$5,503.00	\$164.00	\$8,439.00	\$379.50	\$43,636.00	\$4,886.50	\$1,758.00	\$105,169.00	
29 CIRCUIT										
MASON	\$51,155.00	\$27,189.50	\$6,887.50	\$9,017.00	\$440.00	\$15,039.50	\$0.00	\$1,690.00	\$111,418.50	
PUTNAM	\$141,348.50	\$103,426.50	\$9,492.50	\$50,591.50	\$5,940.00	\$65,555.50	\$22,312.50	\$8,190.50	\$406,857.50	
CIRCUIT TOTAL	\$192,503.50	\$130,616.00	\$16,380.00	\$59,608.50	\$6,380.00	\$80,595.00	\$22,312.50	\$9,880.50	\$518,276.00	
30 CIRCUIT										
MINGO	\$42,449.50	\$25,710.50	\$1,075.50	\$14,804.00	\$1,817.00	\$48,571.00	\$7,547.00	\$2,350.00	\$144,324.50	
CIRCUIT TOTAL	\$42,449.50	\$25,710.50	\$1,075.50	\$14,804.00	\$1,817.00	\$48,571.00	\$7,547.00	\$2,350.00	\$144,324.50	
31 CIRCUIT										
MONROE	\$16,046.50	\$19,304.50	\$913.50	\$3,880.50	\$2,043.00	\$16,761.00	\$3,155.50	\$784.00	\$62,888.50	
SUMMERS	\$39,563.50	\$19,252.00	\$1,339.50	\$9,953.50	\$379.50	\$33,098.00	\$0.00	\$144.00	\$103,730.00	
CIRCUIT TOTAL	\$55,610.00	\$38,556.50	\$2,253.00	\$13,834.00	\$2,422.50	\$49,859.00	\$3,155.50	\$928.00	\$166,618.50	
STATE TOTAL	\$4,245,300.25	\$2,539,728.00	\$409,497.00	\$1,415,762.00	\$193,547.00	\$3,673,331.00	\$517,653.19	\$281,867.00	\$13,276,685.44	

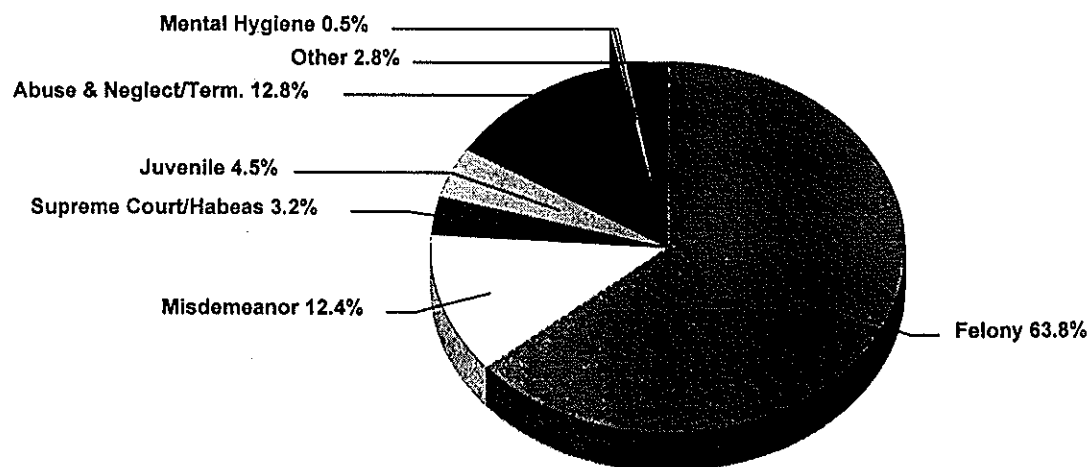
APPOINTED COUNSEL EXPENSES PAID IN FY 2001 INCLUDING DIRECT EXPENSES PAID

Felony	\$948,186.93
Misdemeanor	\$183,922.14
Supreme Court/Habeas	\$46,953.82
Juvenile	\$67,492.92
Abuse & Neglect/Term.	\$190,113.93
Mental Hygiene	\$7,763.92
Other	\$41,964.83

Paternity, Parole/Probation Rev., Mag. Ct.,
Mandamus/Prohibition, Extradition,
Contempt, Fugitive, Other

TOTAL EXPENSES PAID	\$1,486,398.49
----------------------------	-----------------------

APPOINTED COUNSEL EXPENSES PAID FY 2001 BY CASE TYPE



**WEST VIRGINIA PUBLIC DEFENDER SERVICES
 APPOINTED COUNSEL EXPENSES PAID BY CASE TYPE
 FISCAL YEAR 2001**

CIRCUIT	FELONY	MISD	MENTAL HYGIENE	JUVENILE	PAROLE PROBAT REV	TERM ABUSE	HABEAS SUP. CT.	OTHER	TOTAL EXPENSES
01	\$41,445.19	\$2,151.52	\$1,230.14	\$1,206.79	\$216.34	\$18,956.11	\$1,341.73	\$19,612.56	\$86,160.38
02	\$12,847.81	\$98.11	\$2.48	\$59.49	\$51.06	\$83.03	\$62.52	\$83.19	\$13,287.69
03	\$37,119.91	\$21,566.68	\$103.60	\$2,378.47	\$173.62	\$5,045.21	\$466.42	\$1,310.16	\$68,164.07
04	\$170,284.89	\$71,521.31	\$1,674.15	\$11,276.23	\$1,635.30	\$45,369.61	\$15,583.40	\$1,058.61	\$318,403.50
05	\$3,439.39	\$1,855.25	\$12.53	\$568.08	\$97.31	\$3,418.75	\$627.10	\$1,227.02	\$11,245.43
06	\$58,489.88	\$1,408.92	\$0.00	\$2,195.45	\$100.59	\$3,846.23	\$1,220.22	\$256.27	\$67,517.56
07	\$22,793.93	\$9,382.49	\$0.00	\$514.49	\$193.35	\$1,000.28	\$1,329.59	\$291.24	\$35,505.37
08	\$7,521.73	\$1,074.40	\$0.00	\$284.05	\$0.00	\$399.00	\$79.60	\$38.36	\$9,397.14
09	\$24,304.92	\$4,667.74	\$91.49	\$2,821.47	\$688.68	\$16,677.71	\$815.63	\$2,221.74	\$52,289.38
10	\$1,650.85	\$442.34	\$178.56	\$256.84	\$23.01	\$1,767.87	\$675.36	\$5.31	\$5,000.14
11	\$43,909.69	\$2,514.70	\$36.00	\$382.22	\$162.00	\$1,488.98	\$957.61	\$356.70	\$49,807.90
12	\$690.80	\$247.58	\$0.00	\$101.06	\$10.26	\$159.00	\$483.77	\$38.10	\$1,730.57
13	\$65,605.30	\$4,403.40	\$309.80	\$2,200.09	\$470.94	\$9,070.20	\$533.34	\$292.14	\$82,885.21
14	\$36,772.99	\$6,549.70	\$81.44	\$2,129.34	\$762.42	\$6,942.23	\$544.62	\$305.57	\$54,088.31
15	\$30,947.09	\$3,207.06	\$1.50	\$663.12	\$89.18	\$5,190.22	\$891.99	\$3.66	\$40,993.82
16	\$39,103.50	\$1,948.24	\$4.42	\$2,236.05	\$764.95	\$6,382.98	\$5,046.26	\$191.52	\$55,677.92
17	\$40,665.44	\$6,395.31	\$87.12	\$5,585.26	\$257.42	\$3,186.24	\$588.81	\$1,037.03	\$57,802.63
18	\$25,198.12	\$1,713.63	\$0.00	\$2,060.39	\$103.72	\$9,546.80	\$1,093.61	\$1,171.31	\$40,887.58
19	\$196.05	\$832.49	\$0.00	\$47.92	\$0.00	\$1,816.98	\$0.00	\$0.00	\$2,893.44
20	\$8,636.77	\$5,808.07	\$166.51	\$1,115.52	\$0.00	\$1,776.19	\$522.03	\$42.74	\$18,067.83
21	\$29,196.90	\$2,906.78	\$17.20	\$669.55	\$179.75	\$2,174.22	\$845.46	\$215.96	\$36,205.82
22	\$35,496.00	\$6,689.35	\$0.90	\$7,034.15	\$177.60	\$9,933.68	\$3,288.74	\$2,106.39	\$64,726.81
23	\$37,518.48	\$2,505.32	\$803.94	\$9,508.17	\$899.24	\$4,707.12	\$3,668.39	\$600.50	\$60,211.16
24	\$12,996.90	\$2,468.25	\$166.18	\$1,006.52	\$54.67	\$5,210.92	\$1,232.67	\$93.37	\$23,229.48
25	\$42,712.82	\$2,198.38	\$432.36	\$2,948.13	\$307.17	\$4,764.35	\$185.96	\$421.22	\$53,970.39
26	\$18,841.67	\$3,567.71	\$2,172.40	\$1,887.07	\$569.15	\$7,425.54	\$360.11	\$375.09	\$35,198.74
27	\$17,929.01	\$1,532.57	\$2.10	\$51.96	\$11.40	\$688.33	\$62.60	\$0.00	\$20,277.97
28	\$12,723.06	\$187.75	\$0.00	\$53.52	\$0.00	\$600.72	\$190.43	\$1.19	\$13,756.67
29	\$39,513.23	\$3,266.57	\$103.46	\$5,124.33	\$66.95	\$3,586.98	\$2,261.62	\$235.39	\$54,158.53
30	\$11,877.55	\$1,055.57	\$6.40	\$411.10	\$77.64	\$3,956.33	\$1,879.53	\$42.33	\$19,306.45
31	\$17,757.06	\$9,754.95	\$79.24	\$716.09	\$160.33	\$4,942.12	\$114.70	\$26.11	\$33,550.60
STATE TOTAL	\$948,186.93	\$183,922.14	\$7,763.92	\$67,492.92	\$8,304.05	\$190,113.93	\$46,953.82	\$33,660.78	\$1,486,398.49

**WEST VIRGINIA PUBLIC DEFENDER SERVICES
 APPOINTED COUNSEL EXPENSES PAID BY CASE TYPE
 FISCAL YEAR 2001**

CIRCUIT	FELONY	MISD	MENTAL HYGIENE	JUVENILE	PAROLE PROBAT REV	TERM ABUSE	HABEAS SUP. CT.	OTHER	TOTAL EXPENSES
01 CIRCUIT									
BROOKE	\$10,814.44	\$782.97	\$872.42	\$204.15	\$66.27	\$598.81	\$500.00	\$19,506.88	\$33,345.94
HANCOCK	\$566.25	\$283.89	\$357.72	\$178.26	\$8.37	\$1,989.86	\$248.80	\$88.82	\$3,721.97
OHIO	\$30,064.50	\$1,084.66	\$0.00	\$824.38	\$141.70	\$16,367.44	\$592.93	\$16.86	\$49,092.47
CIRCUIT TOTAL	\$41,445.19	\$2,151.52	\$1,230.14	\$1,206.79	\$216.34	\$18,956.11	\$1,341.73	\$19,612.56	\$86,160.38
02 CIRCUIT									
MARSHALL	\$164.36	\$72.46	\$0.00	\$14.48	\$25.41	\$14.26	\$0.00	\$63.59	\$354.56
TYLER	\$218.50	\$0.00	\$0.00	\$0.00	\$25.65	\$56.22	\$0.00	\$0.00	\$300.37
WEITZEL	\$12,464.95	\$25.65	\$2.48	\$45.01	\$0.00	\$12.55	\$62.52	\$19.60	\$12,632.76
CIRCUIT TOTAL	\$12,847.81	\$98.11	\$2.48	\$59.49	\$51.06	\$83.03	\$62.52	\$83.19	\$13,287.69
03 CIRCUIT									
DODDRIDGE	\$5,394.26	\$5,425.63	\$100.78	\$1,738.89	\$46.99	\$888.63	\$90.55	\$186.25	\$13,871.98
PLEASANTS	\$2,682.08	\$7,344.53	\$0.00	\$244.59	\$72.63	\$1,807.78	\$97.65	\$340.44	\$12,589.70
RITCHIE	\$29,043.57	\$8,796.52	\$2.82	\$394.99	\$54.00	\$2,348.80	\$278.22	\$783.47	\$41,702.39
CIRCUIT TOTAL	\$37,119.91	\$21,566.68	\$103.60	\$2,378.47	\$173.62	\$5,045.21	\$466.42	\$1,310.16	\$68,164.07
04 CIRCUIT									
WIRT	\$10,789.70	\$1,425.19	\$3.67	\$100.63	\$102.24	\$2,600.96	\$1,061.89	\$9.90	\$16,094.18
WOOD	\$159,495.19	\$70,096.12	\$1,670.48	\$11,175.60	\$1,533.06	\$42,768.65	\$14,521.51	\$1,048.71	\$302,309.32
CIRCUIT TOTAL	\$170,284.89	\$71,521.31	\$1,674.15	\$11,276.23	\$1,635.30	\$45,369.61	\$15,583.40	\$1,058.61	\$318,403.50
05 CIRCUIT									
CALHOUN	\$0.00	\$206.56	\$0.00	\$16.74	\$0.00	\$397.42	\$0.00	\$0.00	\$620.72
JACKSON	\$2,266.24	\$386.09	\$1.73	\$485.20	\$7.75	\$2,114.64	\$406.97	\$219.82	\$5,888.44
MASON	\$413.99	\$1,188.66	\$10.80	\$7.86	\$25.06	\$164.40	\$193.07	\$7.20	\$2,011.04
ROANE	\$759.16	\$73.94	\$0.00	\$8.28	\$64.50	\$742.29	\$27.06	\$1,000.00	\$2,725.23
CIRCUIT TOTAL	\$3,439.39	\$1,855.25	\$12.53	\$568.08	\$97.31	\$3,418.75	\$627.10	\$1,227.02	\$11,245.43
06 CIRCUIT									
CABELL	\$58,489.88	\$1,408.92	\$0.00	\$2,195.45	\$100.59	\$3,846.23	\$1,220.22	\$256.27	\$67,517.56
CIRCUIT TOTAL	\$58,489.88	\$1,408.92	\$0.00	\$2,195.45	\$100.59	\$3,846.23	\$1,220.22	\$256.27	\$67,517.56
07 CIRCUIT									
LOGAN	\$22,793.93	\$9,382.49	\$0.00	\$514.49	\$193.35	\$1,000.28	\$1,329.59	\$291.24	\$35,505.37
CIRCUIT TOTAL	\$22,793.93	\$9,382.49	\$0.00	\$514.49	\$193.35	\$1,000.28	\$1,329.59	\$291.24	\$35,505.37

**WEST VIRGINIA PUBLIC DEFENDER SERVICES
 APPOINTED COUNSEL EXPENSES PAID BY CASE TYPE
 FISCAL YEAR 2001**

CIRCUIT	FELONY	MISD	MENTAL HYGIENE	JUVENILE	PAROLE		TERM ABUSE	HABEAS SUP. CT.	OTHER	TOTAL EXPENSES
					PROBAT REV	PROBAT REV				
08 CIRCUIT										
MCDOWELL	\$7,521.73	\$1,074.40	\$0.00	\$284.05	\$0.00	\$0.00	\$399.00	\$79.60	\$38.36	\$9,397.14
CIRCUIT TOTAL	\$7,521.73	\$1,074.40	\$0.00	\$284.05	\$0.00	\$0.00	\$399.00	\$79.60	\$38.36	\$9,397.14
09 CIRCUIT										
MERCER	\$24,304.92	\$4,667.74	\$91.49	\$2,821.47	\$688.68	\$16,677.71	\$815.63	\$2,221.74	\$52,289.38	
CIRCUIT TOTAL	\$24,304.92	\$4,667.74	\$91.49	\$2,821.47	\$688.68	\$16,677.71	\$815.63	\$2,221.74	\$52,289.38	
10 CIRCUIT										
RALEIGH	\$1,650.85	\$442.34	\$178.56	\$256.84	\$23.01	\$1,767.87	\$5.31	\$5,000.14		
CIRCUIT TOTAL	\$1,650.85	\$442.34	\$178.56	\$256.84	\$23.01	\$1,767.87	\$5.31	\$5,000.14		
11 CIRCUIT										
GREENBRIER	\$43,256.46	\$2,478.95	\$0.00	\$264.95	\$162.00	\$1,292.34	\$957.61	\$356.70	\$48,769.01	
POCAHONTAS	\$653.23	\$35.75	\$36.00	\$117.27	\$0.00	\$196.64	\$0.00	\$0.00	\$1,038.89	
CIRCUIT TOTAL	\$43,909.69	\$2,514.70	\$36.00	\$382.22	\$162.00	\$1,488.98	\$957.61	\$356.70	\$49,807.90	
12 CIRCUIT										
FAYETTE	\$690.80	\$247.58	\$0.00	\$101.06	\$10.26	\$159.00	\$483.77	\$38.10	\$1,730.57	
CIRCUIT TOTAL	\$690.80	\$247.58	\$0.00	\$101.06	\$10.26	\$159.00	\$483.77	\$38.10	\$1,730.57	
13 CIRCUIT										
KANAWHA	\$65,605.30	\$4,403.40	\$309.80	\$2,200.09	\$470.94	\$9,070.20	\$533.34	\$292.14	\$82,885.21	
CIRCUIT TOTAL	\$65,605.30	\$4,403.40	\$309.80	\$2,200.09	\$470.94	\$9,070.20	\$533.34	\$292.14	\$82,885.21	
14 CIRCUIT										
BRAXTON	\$20,266.09	\$2,310.23	\$80.24	\$485.79	\$23.56	\$2,384.02	\$201.74	\$52.76	\$25,804.43	
CLAY	\$6,077.24	\$2,601.73	\$1.20	\$447.53	\$213.79	\$1,685.00	\$128.88	\$127.86	\$11,283.23	
GILMER	\$5,793.37	\$1,102.25	\$0.00	\$1,075.17	\$0.00	\$1,269.10	\$211.00	\$43.09	\$9,493.98	
WEBSTER	\$4,636.29	\$535.49	\$0.00	\$120.85	\$525.07	\$1,604.11	\$3.00	\$81.86	\$7,506.67	
CIRCUIT TOTAL	\$36,772.99	\$6,549.70	\$81.44	\$2,129.34	\$762.42	\$6,942.23	\$544.62	\$305.57	\$54,088.31	
15 CIRCUIT										
HARRISON	\$30,947.09	\$3,207.06	\$1.50	\$663.12	\$89.18	\$5,190.22	\$891.99	\$3.66	\$40,993.82	
CIRCUIT TOTAL	\$30,947.09	\$3,207.06	\$1.50	\$663.12	\$89.18	\$5,190.22	\$891.99	\$3.66	\$40,993.82	
16 CIRCUIT										
MARION	\$39,103.50	\$1,948.24	\$4.42	\$2,236.05	\$764.95	\$6,382.98	\$5,046.26	\$191.52	\$55,677.92	
CIRCUIT TOTAL	\$39,103.50	\$1,948.24	\$4.42	\$2,236.05	\$764.95	\$6,382.98	\$5,046.26	\$191.52	\$55,677.92	

**WEST VIRGINIA PUBLIC DEFENDER SERVICES
 APPOINTED COUNSEL EXPENSES PAID BY CASE TYPE
 FISCAL YEAR 2001**

CIRCUIT	FELONY	MISD	MENTAL HYGIENE	JUVENILE	FAROLE PROBAT REV	TERM ABUSE	HABEAS SUP. CT.	OTHER	TOTAL EXPENSES
17 CIRCUIT									
MONONGALIA	\$40,665.44	\$6,395.31	\$87.12	\$5,585.26	\$257.42	\$3,186.24	\$588.81	\$1,037.03	\$57,802.63
CIRCUIT TOTAL	\$40,665.44	\$6,395.31	\$87.12	\$5,585.26	\$257.42	\$3,186.24	\$588.81	\$1,037.03	\$57,802.63
18 CIRCUIT									
PRESTON	\$25,198.12	\$1,713.63	\$0.00	\$2,060.39	\$103.72	\$9,546.80	\$1,093.61	\$1,171.31	\$40,887.58
CIRCUIT TOTAL	\$25,198.12	\$1,713.63	\$0.00	\$2,060.39	\$103.72	\$9,546.80	\$1,093.61	\$1,171.31	\$40,887.58
19 CIRCUIT									
BARBOUR	\$57.71	\$23.63	\$0.00	\$0.00	\$0.00	\$0.00	\$0.00	\$0.00	\$81.34
TAYLOR	\$138.34	\$808.86	\$0.00	\$47.92	\$0.00	\$1,816.98	\$0.00	\$0.00	\$2,812.10
CIRCUIT TOTAL	\$196.05	\$832.49	\$0.00	\$47.92	\$0.00	\$1,816.98	\$0.00	\$0.00	\$2,893.44
20 CIRCUIT									
RANDOLPH	\$8,636.77	\$5,808.07	\$166.51	\$1,115.52	\$0.00	\$1,776.19	\$522.03	\$42.74	\$18,067.83
CIRCUIT TOTAL	\$8,636.77	\$5,808.07	\$166.51	\$1,115.52	\$0.00	\$1,776.19	\$522.03	\$42.74	\$18,067.83
21 CIRCUIT									
GRANT	\$18,454.22	\$442.46	\$0.00	\$390.51	\$27.82	\$778.27	\$422.12	\$80.98	\$20,596.38
MINERAL	\$9,912.94	\$2,248.79	\$17.20	\$255.98	\$151.93	\$1,230.35	\$423.34	\$113.39	\$14,353.92
TUCKER	\$829.74	\$215.53	\$0.00	\$23.06	\$0.00	\$165.60	\$0.00	\$21.59	\$1,255.52
CIRCUIT TOTAL	\$29,196.90	\$2,906.78	\$17.20	\$669.55	\$179.75	\$2,174.22	\$845.46	\$215.96	\$36,205.82
22 CIRCUIT									
HAMPSHIRE	\$14,911.95	\$3,223.19	\$0.90	\$3,962.51	\$40.52	\$4,433.94	\$405.67	\$1,190.77	\$28,169.45
HARDY	\$16,956.11	\$3,256.84	\$0.00	\$593.05	\$132.35	\$1,616.32	\$481.06	\$761.09	\$23,796.82
PENDLETON	\$3,627.94	\$209.32	\$0.00	\$2,478.59	\$4.73	\$3,883.42	\$2,402.01	\$154.53	\$12,760.54
CIRCUIT TOTAL	\$35,496.00	\$6,689.35	\$0.90	\$7,034.15	\$177.60	\$9,933.68	\$3,288.74	\$2,106.39	\$64,726.81
23 CIRCUIT									
BERKELEY	\$28,643.27	\$386.90	\$549.48	\$431.78	\$507.01	\$1,374.83	\$855.06	\$548.54	\$33,296.87
JEFFERSON	\$8,033.85	\$390.78	\$185.17	\$8,802.40	\$69.14	\$2,735.50	\$1,911.71	\$51.96	\$22,180.51
MORGAN	\$841.36	\$1,727.64	\$69.29	\$273.99	\$323.09	\$596.79	\$901.62	\$0.00	\$4,733.78
CIRCUIT TOTAL	\$37,518.48	\$2,505.32	\$803.94	\$9,508.17	\$899.24	\$4,707.12	\$3,668.39	\$600.50	\$60,211.16
24 CIRCUIT									
WAYNE	\$12,996.90	\$2,468.25	\$166.18	\$1,006.52	\$54.67	\$5,210.92	\$1,232.67	\$93.37	\$23,229.48
CIRCUIT TOTAL	\$12,996.90	\$2,468.25	\$166.18	\$1,006.52	\$54.67	\$5,210.92	\$1,232.67	\$93.37	\$23,229.48

**WEST VIRGINIA PUBLIC DEFENDER SERVICES
 APPOINTED COUNSEL EXPENSES PAID BY CASE TYPE
 FISCAL YEAR 2001**

CIRCUIT	FELONY	MISD	MENTAL HYGIENE	JUVENILE	PAROLE PROBAT REV	TERM ABUSE	HABEAS SUP. CT.	OTHER	TOTAL EXPENSES
25 CIRCUIT									
BOONE	\$24,757.63	\$177.53	\$0.00	\$205.25	\$0.00	\$1,324.75	\$97.50	\$5.91	\$26,568.57
LINCOLN	\$17,955.19	\$2,020.85	\$432.36	\$2,742.88	\$307.17	\$3,439.60	\$88.46	\$415.31	\$27,401.82
CIRCUIT TOTAL	\$42,712.82	\$2,198.38	\$432.36	\$2,948.13	\$307.17	\$4,764.35	\$185.96	\$421.22	\$53,970.39
26 CIRCUIT									
LEWIS	\$4,176.22	\$1,371.85	\$2,155.30	\$850.49	\$105.35	\$6,403.37	\$120.86	\$153.89	\$15,337.33
UPSHUR	\$14,665.45	\$2,195.86	\$17.10	\$1,036.58	\$463.80	\$1,022.17	\$239.25	\$221.20	\$19,861.41
CIRCUIT TOTAL	\$18,841.67	\$3,567.71	\$2,172.40	\$1,887.07	\$569.15	\$7,425.54	\$360.11	\$375.09	\$35,198.74
27 CIRCUIT									
WYOMING	\$17,929.01	\$1,532.57	\$2.10	\$51.96	\$11.40	\$688.33	\$62.60	\$0.00	\$20,277.97
CIRCUIT TOTAL	\$17,929.01	\$1,532.57	\$2.10	\$51.96	\$11.40	\$688.33	\$62.60	\$0.00	\$20,277.97
28 CIRCUIT									
NICHOLAS	\$12,723.06	\$187.75	\$0.00	\$53.52	\$0.00	\$600.72	\$190.43	\$1.19	\$13,756.67
CIRCUIT TOTAL	\$12,723.06	\$187.75	\$0.00	\$53.52	\$0.00	\$600.72	\$190.43	\$1.19	\$13,756.67
29 CIRCUIT									
MASON	\$2,618.54	\$276.28	\$1.20	\$18.30	\$0.00	\$236.67	\$0.00	\$0.50	\$3,151.49
PUTNAM	\$36,894.69	\$2,990.29	\$102.26	\$5,106.03	\$66.95	\$3,350.31	\$2,261.62	\$234.89	\$51,007.04
CIRCUIT TOTAL	\$39,513.23	\$3,266.57	\$103.46	\$5,124.33	\$66.95	\$3,586.98	\$2,261.62	\$235.39	\$54,158.53
30 CIRCUIT									
MINGO	\$11,877.55	\$1,055.57	\$6.40	\$411.10	\$77.64	\$3,956.33	\$1,879.53	\$42.33	\$19,306.45
CIRCUIT TOTAL	\$11,877.55	\$1,055.57	\$6.40	\$411.10	\$77.64	\$3,956.33	\$1,879.53	\$42.33	\$19,306.45
31 CIRCUIT									
MONROE	\$5,836.86	\$6,310.52	\$31.65	\$351.94	\$160.33	\$1,487.08	\$114.70	\$25.43	\$14,318.51
SUMMERS	\$11,920.20	\$3,444.43	\$47.59	\$364.15	\$0.00	\$3,455.04	\$0.00	\$0.68	\$19,232.09
CIRCUIT TOTAL	\$17,757.06	\$9,754.95	\$79.24	\$716.09	\$160.33	\$4,942.12	\$114.70	\$26.11	\$33,550.60
STATE TOTAL	\$948,186.93	\$183,922.14	\$7,763.92	\$67,492.92	\$8,304.05	\$190,113.93	\$46,953.82	\$33,660.78	\$1,486,398.49

APPOINTED COUNSEL DIRECT EXPENSE CLAIMS PAID IN FY 20001

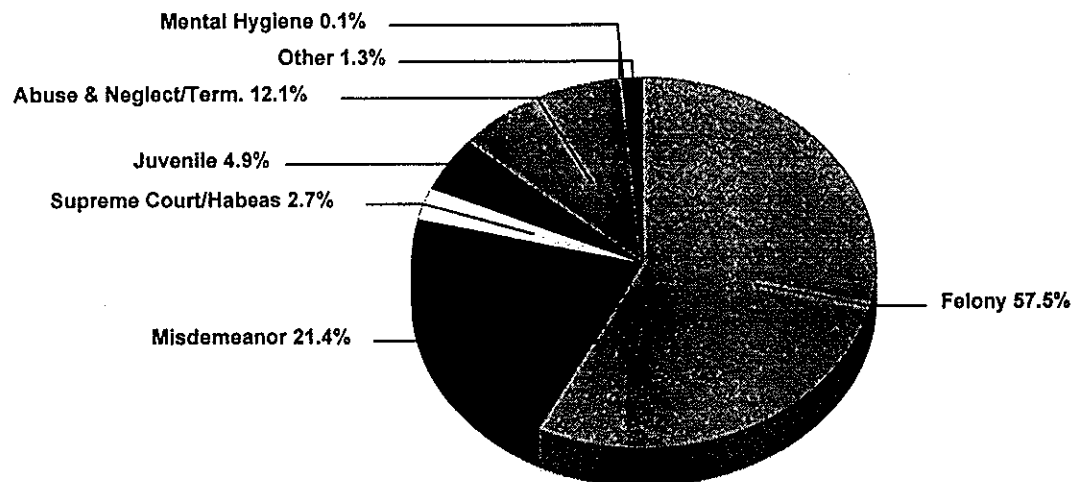
Felony	540
Misdemeanor	201
Supreme Court/Habeas	25
Juvenile	46
Abuse & Neglect/Term.	114
Mental Hygiene	1
Other	12

Paternity, Parole/Probation Rev., Mag. Ct.
Mandamus/Prohibition, Extradition,
Contempt, Fugitive, Other

TOTAL CLAIMS PAID	939
--------------------------	------------

APPOINTED COUNSEL DIRECT EXPENSE CLAIMS

PAID FY 2001 BY CASE TYPE



**WEST VIRGINIA PUBLIC DEFENDER SERVICES
 TOTAL DIRECT EXPENSE CLAIMS PAID FY 2001**

CIRCUIT COUNTY	FELONY	MISD.	MENTAL HYGIENE	JUVENILE	PAROLE PROBATION REV	TERM ABUSE	HABEAS SUP. CT.	OTHER	TOTAL CLAIMS
01 CIRCUIT TOTAL	11	0	0	1	0	3	0	1	16
03 CIRCUIT TOTAL	23	34	0	1	0	5	0	1	64
04 CIRCUIT TOTAL	196	112	1	16	2	57	13	1	398
05 CIRCUIT TOTAL	1	0	0	0	0	2	1	0	4
06 CIRCUIT TOTAL	16	2	0	1	0	1	0	0	20
07 CIRCUIT TOTAL	14	17	0	0	0	0	1	0	32
08 CIRCUIT TOTAL	6	0	0	1	0	1	0	0	8
09 CIRCUIT TOTAL	9	0	0	2	0	6	0	0	17
10 CIRCUIT TOTAL	0	0	0	0	0	1	0	0	1
11 CIRCUIT TOTAL	2	0	0	0	0	1	0	0	3
13 CIRCUIT TOTAL	50	1	0	4	1	10	1	0	67
14 CIRCUIT TOTAL	14	0	0	0	2	1	1	0	18
15 CIRCUIT TOTAL	15	4	0	1	0	1	1	0	22
16 CIRCUIT TOTAL	20	1	0	2	1	5	3	0	32
17 CIRCUIT TOTAL	21	2	0	2	0	1	0	0	26
18 CIRCUIT TOTAL	12	0	0	0	0	4	0	0	16
19 CIRCUIT TOTAL	0	1	0	0	0	0	0	0	1
20 CIRCUIT TOTAL	3	1	0	0	0	0	0	0	4
21 CIRCUIT TOTAL	8	2	0	0	0	0	0	0	10
22 CIRCUIT TOTAL	13	2	0	6	0	3	0	0	24
23 CIRCUIT TOTAL	13	3	0	6	1	2	1	1	27
24 CIRCUIT TOTAL	6	1	0	0	0	2	0	0	9
25 CIRCUIT TOTAL	29	2	0	2	0	2	0	1	36
26 CIRCUIT TOTAL	13	2	0	0	0	2	0	0	17
27 CIRCUIT TOTAL	8	2	0	0	0	0	0	0	10
28 CIRCUIT TOTAL	4	0	0	0	0	0	0	0	4
29 CIRCUIT TOTAL	8	0	0	1	0	0	1	0	10
30 CIRCUIT TOTAL	12	0	0	0	0	1	2	0	15
31 CIRCUIT TOTAL	13	12	0	0	0	3	0	0	28
STATE TOTAL	540	201	1	46	7	114	25	5	939

**WEST VIRGINIA PUBLIC DEFENDER SERVICES
 TOTAL DIRECT EXPENSE CLAIMS PAID FY 2001**

CIRCUIT COUNTY	FELONY	MISD.	MENTAL HYGIENE	JUVENILE	PAROLE PROBATION REV	TERM ABUSE	HABEAS SUP. CT.	OTHER	TOTAL CLAIMS
01 CIRCUIT									
BROOKE	1	0	0	0	0	0	0	1	2
HANCOCK	0	0	0	0	0	2	0	0	2
OHIO	10	0	0	1	0	1	0	0	12
CIRCUIT TOTAL	11	0	0	1	0	3	0	1	16
03 CIRCUIT									
DODDRIDGE	2	8	0	0	0	0	0	0	10
PLEASANTS	2	14	0	1	0	0	0	0	17
RITCHIE	19	12	0	0	0	5	0	1	37
CIRCUIT TOTAL	23	34	0	1	0	5	0	1	64
04 CIRCUIT									
WIRT	13	2	0	0	0	4	1	0	20
WOOD	183	110	1	16	2	53	12	1	378
CIRCUIT TOTAL	196	112	1	16	2	57	13	1	398
05 CIRCUIT									
JACKSON	1	0	0	0	0	1	1	0	3
ROANE	0	0	0	0	0	1	0	0	1
CIRCUIT TOTAL	1	0	0	0	0	2	1	0	4
06 CIRCUIT									
CABELL	16	2	0	1	0	1	0	0	20
CIRCUIT TOTAL	16	2	0	1	0	1	0	0	20
07 CIRCUIT									
LOGAN	14	17	0	0	0	0	1	0	32
CIRCUIT TOTAL	14	17	0	0	0	0	1	0	32
08 CIRCUIT									
MCDOWELL	6	0	0	1	0	1	0	0	8
CIRCUIT TOTAL	6	0	0	1	0	1	0	0	8
09 CIRCUIT									
MERCER	9	0	0	2	0	6	0	0	17
CIRCUIT TOTAL	9	0	0	2	0	6	0	0	17
10 CIRCUIT									
RALEIGH	0	0	0	0	0	1	0	0	1
CIRCUIT TOTAL	0	0	0	0	0	1	0	0	1
11 CIRCUIT									
GREENBRIER	2	0	0	0	0	1	0	0	3
CIRCUIT TOTAL	2	0	0	0	0	1	0	0	3
13 CIRCUIT									
KANAWHA	50	1	0	4	1	10	1	0	67
CIRCUIT TOTAL	50	1	0	4	1	10	1	0	67
14 CIRCUIT									
BRAXTON	9	0	0	0	0	0	1	0	10
CLAY	1	0	0	0	0	1	0	0	2
GILMER	3	0	0	0	0	0	0	0	3
WEBSTER	1	0	0	0	2	0	0	0	3
CIRCUIT TOTAL	14	0	0	0	2	1	1	0	18
15 CIRCUIT									
HARRISON	15	4	0	1	0	1	1	0	22
CIRCUIT TOTAL	15	4	0	1	0	1	1	0	22

**WEST VIRGINIA PUBLIC DEFENDER SERVICES
 TOTAL DIRECT EXPENSE CLAIMS PAID FY 2001**

CIRCUIT COUNTY	FELONY	MISD.	MENTAL HYGIENE	JUVENILE	PAROLE PROBAT REV	TERM ABUSE	HABEAS SUP. CT.	OTHER	TOTAL CLAIMS
16 CIRCUIT									
MARION	20	1	0	2	1	5	3	0	32
CIRCUIT TOTAL	20	1	0	2	1	5	3	0	32
17 CIRCUIT									
MONONGALIA	21	2	0	2	0	1	0	0	26
CIRCUIT TOTAL	21	2	0	2	0	1	0	0	26
18 CIRCUIT									
PRESTON	12	0	0	0	0	4	0	0	16
CIRCUIT TOTAL	12	0	0	0	0	4	0	0	16
19 CIRCUIT									
TAYLOR	0	1	0	0	0	0	0	0	1
CIRCUIT TOTAL	0	1	0	0	0	0	0	0	1
20 CIRCUIT									
RANDOLPH	3	1	0	0	0	0	0	0	4
CIRCUIT TOTAL	3	1	0	0	0	0	0	0	4
21 CIRCUIT									
GRANT	5	0	0	0	0	0	0	0	5
MINERAL	3	2	0	0	0	0	0	0	5
CIRCUIT TOTAL	8	2	0	0	0	0	0	0	5
22 CIRCUIT									
HAMPSHIRE	9	1	0	4	0	2	0	0	16
HARDY	3	1	0	0	0	0	0	0	4
PENDLETON	1	0	0	2	0	1	0	0	4
CIRCUIT TOTAL	13	2	0	6	0	3	0	0	24
23 CIRCUIT									
BERKELEY	10	0	0	0	1	1	0	1	13
JEFFERSON	3	0	0	6	0	1	1	0	11
MORGAN	0	3	0	0	0	0	0	0	3
CIRCUIT TOTAL	13	3	0	6	1	2	1	1	27
24 CIRCUIT									
WAYNE	6	1	0	0	0	2	0	0	9
CIRCUIT TOTAL	6	1	0	0	0	2	0	0	9
25 CIRCUIT									
BOONE	14	0	0	0	0	0	0	0	14
LINCOLN	15	2	0	2	0	2	0	1	22
CIRCUIT TOTAL	29	2	0	2	0	2	0	1	36
26 CIRCUIT									
LEWIS	4	0	0	0	0	2	0	0	6
UPSHUR	9	2	0	0	0	0	0	0	11
CIRCUIT TOTAL	13	2	0	0	0	2	0	0	17
27 CIRCUIT									
WYOMING	8	2	0	0	0	0	0	0	10
CIRCUIT TOTAL	8	2	0	0	0	0	0	0	10
28 CIRCUIT									
NICHOLAS	4	0	0	0	0	0	0	0	4
CIRCUIT TOTAL	4	0	0	0	0	0	0	0	4

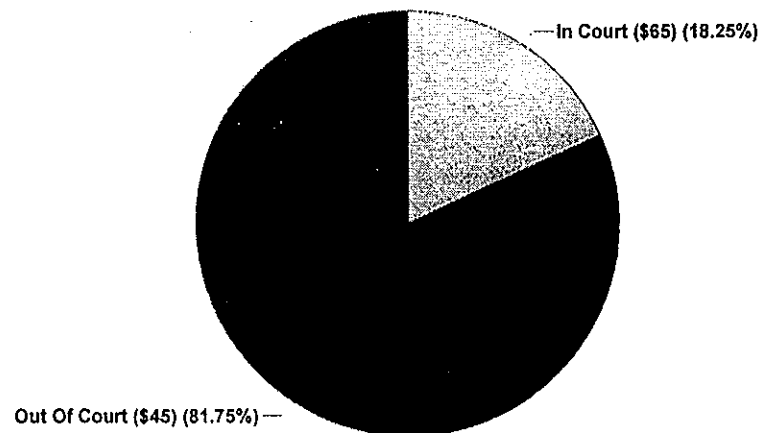
**WEST VIRGINIA PUBLIC DEFENDER SERVICES
 TOTAL DIRECT EXPENSE CLAIMS PAID FY 2001**

CIRCUIT COUNTY	FELONY	MISD.	MENTAL HYGIENE	JUVENILE	PAROLE PROBAT REV	TERM ABUSE	HABEAS SUP. CT.	OTHER	TOTAL CLAIMS
29 CIRCUIT									
MASON	1	0	0	0	0	0	0	0	1
PUTNAM	7	0	0	1	0	0	1	0	9
CIRCUIT TOTAL	8	0	0	1	0	0	1	0	10
30 CIRCUIT									
MINGO	12	0	0	0	0	1	2	0	15
CIRCUIT TOTAL	12	0	0	0	0	1	2	0	15
31 CIRCUIT									
MONROE	6	9	0	0	0	0	0	0	15
SUMMERS	7	3	0	0	0	3	0	0	13
CIRCUIT TOTAL	13	12	0	0	0	3	0	0	28
STATE TOTAL	540	201	1	46	7	114	25	5	939

APPOINTED COUNSEL HOURS PAID IN COURT/OUT OF COURT FOR FY 2001

In Court (\$65)	49,801.50
Out Of Court (\$45)	223,081.05
Total Hours Paid	272,882.55

APPOINTED COUNSEL HOURS PAID FY 2001 IN COURT/OUT OF COURT



**WEST VIRGINIA PUBLIC DEFENDER SERVICES
 APPOINTED COUNSEL IN/OUT OF COURT HOURS
 FISCAL YEAR 2001**

CIRCUIT	IN COURT	OUT OF COURT	TOTAL HOURS
01 CIRCUIT TOTAL	1,637.70	10,223.00	11,860.70
02 CIRCUIT TOTAL	411.20	1,739.00	2,150.20
03 CIRCUIT TOTAL	916.30	6,310.30	7,226.60
04 CIRCUIT TOTAL	3,464.30	21,088.40	24,552.70
05 CIRCUIT TOTAL	1,897.60	5,246.20	7,143.80
06 CIRCUIT TOTAL	2,842.20	9,084.68	11,926.88
07 CIRCUIT TOTAL	1,640.40	7,289.20	8,929.60
08 CIRCUIT TOTAL	681.60	3,479.40	4,161.00
09 CIRCUIT TOTAL	2,476.30	7,694.60	10,170.90
10 CIRCUIT TOTAL	1,162.50	3,917.10	5,079.60
11 CIRCUIT TOTAL	1,046.20	5,630.60	6,676.80
12 CIRCUIT TOTAL	245.90	1,483.50	1,729.40
13 CIRCUIT TOTAL	5,746.60	18,185.33	23,931.93
14 CIRCUIT TOTAL	1,736.70	6,504.00	8,240.70
15 CIRCUIT TOTAL	1,173.70	8,528.40	9,702.10
16 CIRCUIT TOTAL	2,636.90	15,994.40	18,631.30
17 CIRCUIT TOTAL	2,146.10	12,002.06	14,148.16
18 CIRCUIT TOTAL	836.80	6,199.00	7,035.80
19 CIRCUIT TOTAL	776.20	5,288.70	6,064.90
20 CIRCUIT TOTAL	1,955.30	7,852.66	9,807.96
21 CIRCUIT TOTAL	823.70	4,844.40	5,668.10
22 CIRCUIT TOTAL	1,831.00	7,664.30	9,495.30
23 CIRCUIT TOTAL	1,900.20	6,425.40	8,325.60
24 CIRCUIT TOTAL	965.30	3,068.04	4,033.34
25 CIRCUIT TOTAL	2,464.40	7,203.69	9,668.09
26 CIRCUIT TOTAL	1,751.20	9,890.67	11,641.87
27 CIRCUIT TOTAL	1,016.20	4,707.30	5,723.50
28 CIRCUIT TOTAL	497.90	1,617.90	2,115.80
29 CIRCUIT TOTAL	1,760.90	8,973.72	10,734.62
30 CIRCUIT TOTAL	695.70	2,202.31	2,898.01
31 CIRCUIT TOTAL	664.50	2,742.80	3,407.30
STATE TOTAL	49,801.50	223,081.05	272,882.55

**WEST VIRGINIA PUBLIC DEFENDER SERVICES
 APPOINTED COUNSEL IN/OUT OF COURT HOURS
 FISCAL YEAR 2001**

CIRCUIT/COUNTY	IN COURT	OUT OF COURT	TOTAL HOURS
01 CIRCUIT			
BROOKE	406.90	2,541.60	2,948.50
HANCOCK	353.40	1,795.90	2,149.30
OHIO	877.40	5,885.50	6,762.90
CIRCUIT TOTAL	1,637.70	10,223.00	11,860.70
02 CIRCUIT			
MARSHALL	150.50	533.30	683.80
TYLER	103.40	362.60	466.00
WETZEL	157.30	843.10	1,000.40
CIRCUIT TOTAL	411.20	1,739.00	2,150.20
03 CIRCUIT			
DODDRIDGE	311.60	2,101.40	2,413.00
PLEASANTS	207.20	1,325.50	1,532.70
RITCHIE	397.50	2,883.40	3,280.90
CIRCUIT TOTAL	916.30	6,310.30	7,226.60
04 CIRCUIT			
WIRT	280.70	1,505.80	1,786.50
WOOD	3,183.60	19,582.60	22,766.20
CIRCUIT TOTAL	3,464.30	21,088.40	24,552.70
05 CIRCUIT			
CALHOUN	246.80	365.50	612.30
JACKSON	659.70	1,396.30	2,056.00
MASON	450.10	2,525.40	2,975.50
ROANE	541.00	959.00	1,500.00
CIRCUIT TOTAL	1,897.60	5,246.20	7,143.80
06 CIRCUIT			
CABELL	2,842.20	9,084.68	11,926.88
CIRCUIT TOTAL	2,842.20	9,084.68	11,926.88
07 CIRCUIT			
LOGAN	1,640.40	7,289.20	8,929.60
CIRCUIT TOTAL	1,640.40	7,289.20	8,929.60
08 CIRCUIT			
MCDOWELL	681.60	3,479.40	4,161.00
CIRCUIT TOTAL	681.60	3,479.40	4,161.00
09 CIRCUIT			
MERCER	2,476.30	7,694.60	10,170.90
CIRCUIT TOTAL	2,476.30	7,694.60	10,170.90
10 CIRCUIT			
RALEIGH	1,162.50	3,917.10	5,079.60
CIRCUIT TOTAL	1,162.50	3,917.10	5,079.60
11 CIRCUIT			
GREENBRIER	840.70	4,699.80	5,540.50
POCAHONTAS	205.50	930.80	1,136.30
CIRCUIT TOTAL	1,046.20	5,630.60	6,676.80
12 CIRCUIT			
FAYETTE	245.90	1,483.50	1,729.40
CIRCUIT TOTAL	245.90	1,483.50	1,729.40

**WEST VIRGINIA PUBLIC DEFENDER SERVICES
 APPOINTED COUNSEL IN/OUT OF COURT HOURS
 FISCAL YEAR 2001**

CIRCUIT/COUNTY	IN COURT	OUT OF COURT	TOTAL HOURS
13 CIRCUIT			
KANAWHA	5,746.60	18,185.33	23,931.93
CIRCUIT TOTAL	5,746.60	18,185.33	23,931.93
14 CIRCUIT			
BRAXTON	635.40	2,198.10	2,833.50
CLAY	492.00	1,886.80	2,378.80
GILMER	250.40	940.10	1,190.50
WEBSTER	358.90	1,479.00	1,837.90
CIRCUIT TOTAL	1,736.70	6,504.00	8,240.70
15 CIRCUIT			
HARRISON	1,173.70	8,528.40	9,702.10
CIRCUIT TOTAL	1,173.70	8,528.40	9,702.10
16 CIRCUIT			
MARION	2,636.90	15,994.40	18,631.30
CIRCUIT TOTAL	2,636.90	15,994.40	18,631.30
17 CIRCUIT			
MONONGALIA	2,146.10	12,002.06	14,148.16
CIRCUIT TOTAL	2,146.10	12,002.06	14,148.16
18 CIRCUIT			
PRESTON	836.80	6,199.00	7,035.80
CIRCUIT TOTAL	836.80	6,199.00	7,035.80
19 CIRCUIT			
BARBOUR	239.90	1,940.00	2,179.90
TAYLOR	536.30	3,348.70	3,885.00
CIRCUIT TOTAL	776.20	5,288.70	6,064.90
20 CIRCUIT			
RANDOLPH	1,955.30	7,852.66	9,807.96
CIRCUIT TOTAL	1,955.30	7,852.66	9,807.96
21 CIRCUIT			
GRANT	244.30	1,826.10	2,070.40
MINERAL	507.10	2,726.20	3,233.30
TUCKER	72.30	292.10	364.40
CIRCUIT TOTAL	823.70	4,844.40	5,668.10
22 CIRCUIT			
HAMPSHIRE	1,047.70	3,790.90	4,838.60
HARDY	606.90	2,634.10	3,241.00
PENDLETON	176.40	1,239.30	1,415.70
CIRCUIT TOTAL	1,831.00	7,664.30	9,495.30
23 CIRCUIT			
BERKELEY	985.10	3,209.70	4,194.80
JEFFERSON	618.90	2,109.10	2,728.00
MORGAN	296.20	1,106.60	1,402.80
CIRCUIT TOTAL	1,900.20	6,425.40	8,325.60
24 CIRCUIT			
WAYNE	965.30	3,068.04	4,033.34
CIRCUIT TOTAL	965.30	3,068.04	4,033.34
25 CIRCUIT			
BOONE	1,380.40	3,157.80	4,538.20
LINCOLN	1,084.00	4,045.89	5,129.89
CIRCUIT TOTAL	2,464.40	7,203.69	9,668.09

**WEST VIRGINIA PUBLIC DEFENDER SERVICES
 APPOINTED COUNSEL IN/OUT OF COURT HOURS
 FISCAL YEAR 2001**

CIRCUIT/COUNTY	IN COURT	OUT OF COURT	TOTAL HOURS
26 CIRCUIT			
LEWIS	838.30	4,795.17	5,633.47
UPSHUR	912.90	5,095.50	6,008.40
CIRCUIT TOTAL	1,751.20	9,890.67	11,641.87
27 CIRCUIT			
WYOMING	1,016.20	4,707.30	5,723.50
CIRCUIT TOTAL	1,016.20	4,707.30	5,723.50
28 CIRCUIT			
NICHOLAS	497.90	1,617.90	2,115.80
CIRCUIT TOTAL	497.90	1,617.90	2,115.80
29 CIRCUIT			
MASON	480.30	1,782.20	2,262.50
PUTNAM	1,280.60	7,191.52	8,472.12
CIRCUIT TOTAL	1,760.90	8,973.72	10,734.62
30 CIRCUIT			
MINGO	695.70	2,202.31	2,898.01
CIRCUIT TOTAL	695.70	2,202.31	2,898.01
31 CIRCUIT			
MONROE	282.20	989.90	1,272.10
SUMMERS	382.30	1,752.90	2,135.20
CIRCUIT TOTAL	664.50	2,742.80	3,407.30
STATE TOTAL	49,801.50	223,081.05	272,882.55

APPENDIX

**WEST VIRGINIA PUBLIC DEFENDER SERVICES
 AVERAGE COSTS BY PRIMARY CHARGE FOR FY 2001
 ALPHABETICAL ORDER**

CRIMINAL CHARGE	AVERAGE	TOTAL \$	CLAIMS COUNT
ABUSE & NEGLECT	\$984.62	\$3,824,246.64	3,884
ACCESSORY	\$816.69	\$31,851.10	39
ADULT ABUSE	\$903.50	\$3,614.00	4
AGGRAVATED ROBBERY	\$1,303.33	\$177,252.30	136
AIDING & ABETTING	\$610.43	\$15,260.76	25
ANIMAL CONTROL	\$292.83	\$1,757.00	6
ARSON	\$1,231.79	\$87,457.01	71
ASSAULT & BATTERY	\$392.16	\$423,919.76	1,081
ATTEMPT	\$1,145.79	\$83,642.60	73
AUTO TAMPERING	\$512.62	\$6,664.06	13
BIGAMY	\$512.32	\$512.32	1
BOMB THREAT	\$528.42	\$2,642.08	5
BOND REDUCTION	\$272.65	\$1,635.91	6
BRANDISHING WEAPON	\$432.70	\$51,058.36	118
BREAKING & ENTERING	\$751.08	\$270,389.56	360
BURGLARY	\$796.30	\$291,445.30	366
CIVIL RIGHTS VIOLATION	\$396.80	\$396.80	1
CONCEAL A MINOR	\$905.36	\$5,432.15	6
CONSPIRACY	\$992.93	\$81,419.99	82
CONTEMPT	\$164.95	\$6,433.03	39
CONTRIBUTE DEL MINOR	\$354.73	\$36,182.93	102
CONTROLLED SUBSTANCES	\$691.00	\$592,190.71	857
COUNTERFEITING	\$1,024.66	\$4,098.64	4
CRUELTY TO ANIMALS	\$420.19	\$9,244.09	22
DEADLY WEAPON	\$503.70	\$26,695.94	53
DEL CONTRABAND INMATE	\$798.64	\$12,778.22	16
DESTRUCTION OF PROPERTY	\$371.32	\$124,022.30	334
DISORDERLY CONDUCT	\$343.08	\$10,292.37	30
DISTURB THE PEACE	\$263.09	\$1,315.43	5
DNR CHARGE	\$356.80	\$8,919.97	25
DOMESTIC VIOLENCE	\$381.68	\$705,353.28	1,848
DUI 1ST OFFENSE	\$348.28	\$262,954.85	755
DUI 2ND OFFENSE	\$473.51	\$178,985.44	378
DUI 3RD OFFENSE	\$784.03	\$250,889.88	320
DUI W/ INJURY	\$1,023.78	\$46,070.18	45
EMBEZZLEMENT	\$1,103.11	\$45,227.34	41
EXTORTION	\$2,984.03	\$5,968.06	2
EXTRADITION	\$441.63	\$15,456.89	35
FAIL MAINTAIN CONTROL	\$357.13	\$4,285.60	12
FAIL PAY CHILD SUPPORT	\$717.05	\$72,422.42	101
FAIL STOP/EMERGENCY	\$959.86	\$1,919.72	2
FAIL TO REG SEX OFFENDER	\$464.52	\$2,322.60	5
FAILURE TO APPEAR	\$349.89	\$15,395.33	44
FALSE INFORMATION	\$291.23	\$22,715.81	78
FALSE PRETENSES	\$598.64	\$82,014.22	137
FALSE SWEARING	\$653.17	\$3,919.00	6

WEST VIRGINIA PUBLIC DEFENDER SERVICES
AVERAGE COSTS BY PRIMARY CHARGE FOR FY 2001
ALPHABETICAL ORDER

CRIMINAL CHARGE	AVERAGE	TOTAL \$	CLAIMS COUNT
FLEEING VEHICLE W/DUI	\$828.45	\$53,849.25	65
FORFEITURE	\$183.00	\$183.00	1
FORGERY & UTTERING	\$728.88	\$268,955.16	369
FRAUD	\$765.42	\$115,578.83	151
FUGITIVE/JUSTICE	\$346.40	\$29,790.14	86
FURLOUGH REQUEST	\$202.50	\$202.50	1
GRAND LARCENY	\$801.83	\$287,056.81	358
GUARDIAN CHILDREN	\$1,115.43	\$35,693.73	32
HABEAS CORPUS	\$1,474.34	\$231,472.05	157
HARASSMENT	\$325.29	\$22,119.88	68
HARBOR FUGITIVE	\$376.00	\$376.00	1
HAZING	\$1,528.94	\$3,057.87	2
HIT & RUN	\$1,652.84	\$3,305.68	2
HOME CONFINEMENT	\$325.54	\$23,764.20	73
INCEST	\$1,509.98	\$4,529.95	3
INDECENT EXPOSURE	\$475.48	\$7,607.62	16
INTIMIDATE WITNESS	\$723.22	\$12,294.67	17
JAIL ESCAPE	\$1,012.27	\$24,294.43	24
JOYRIDING	\$356.91	\$8,565.82	24
JUVENILE	\$436.12	\$1,483,254.92	3,401
KIDNAPPING	\$1,867.25	\$76,557.24	41
LEAVE SCENE ACCIDENT	\$349.66	\$12,237.95	35
LITTERING	\$167.50	\$167.50	1
MAGISTRATE APPEAL	\$1,462.04	\$100,880.49	69
MAKE/USE EXPLOSIVES	\$1,134.52	\$6,807.13	6
MALICIOUS ASSAULT	\$983.66	\$74,758.35	76
MALICIOUS WOUNDING	\$779.76	\$145,034.43	186
MANDAMUS	\$992.48	\$1,984.95	2
MENTAL HYGIENE	\$104.94	\$417,260.92	3,976
MURDER	\$4,782.48	\$1,099,969.40	230
NEGLIGENT HOMICIDE	\$1,845.18	\$16,606.64	9
NO OPERATORS	\$235.36	\$1,647.50	7
NO PROOF OF INS	\$267.56	\$2,675.58	10
OBSTRUCTION JUSTICE	\$396.56	\$130,468.21	329
OPEN CONTAINER	\$154.50	\$309.00	2
OTHER	\$463.47	\$10,659.73	23
PAROLE/PROBATION	\$437.85	\$201,851.05	461
PATERNITY	\$676.51	\$676.51	1
PEACE WARRANT	\$557.23	\$5,572.25	10
PERJURY	\$121.87	\$121.87	1
PERMIT UNAUTH/DRIVE	\$315.49	\$1,261.95	4
PERMITTING DUI	\$404.76	\$12,952.32	32
PETIT LARCENY	\$396.47	\$115,372.12	291
PORNOGRAPHY	\$2,531.78	\$10,127.13	4
POSSESS UNTAXED CIGARETTE	\$183.37	\$183.37	1
PROHIBITION	\$2,305.98	\$11,529.91	5

WEST VIRGINIA PUBLIC DEFENDER SERVICES
AVERAGE COSTS BY PRIMARY CHARGE FOR FY 2001
ALPHABETICAL ORDER

CRIMINAL CHARGE	AVERAGE	TOTAL \$	CLAIMS COUNT
PUBLIC INTOXICATION	\$180.66	\$1,445.24	8
REC/TRANS STOLEN PRO	\$541.14	\$103,899.32	192
RECIDIVIST	\$1,324.70	\$5,298.79	4
RECKLESS DRIVING	\$369.65	\$24,027.56	65
RESISTING ARREST	\$347.97	\$47,323.98	136
ROBBERY	\$739.18	\$19,218.68	26
SCHOOL BUS VIOLATION	\$228.13	\$1,140.66	5
SENTENCE REDUCTION	\$463.59	\$62,584.43	135
SEXUAL ABUSE	\$1,767.81	\$190,923.83	108
SEXUAL ASSAULT	\$1,888.61	\$404,161.97	214
SHOOT W/N 500 FEET	\$352.46	\$3,877.02	11
SHOPLIFTING	\$405.26	\$33,636.88	83
SOLICIT/PROSTITUTION	\$328.32	\$4,924.87	15
SPEEDING	\$267.70	\$535.40	2
STALKING	\$438.20	\$8,763.98	20
SUPREME COURT APPEAL	\$1,971.21	\$333,134.96	169
SUSPEND/REV LICENSE	\$403.79	\$250,349.87	620
TERM PARENTAL RIGHTS	\$852.14	\$39,198.29	46
THEFT	\$518.70	\$16,079.70	31
TRAFFIC CONT DEVICE	\$330.93	\$2,316.51	7
TRESPASSING	\$319.54	\$21,729.04	68
TRUANCY	\$280.21	\$7,845.97	28
UNDER AGE DRINKING	\$306.59	\$22,074.68	72
UNLAWFUL DUMP	\$529.57	\$4,236.57	8
UNLAWFUL WOUNDING	\$308.36	\$6,475.66	21
VEHICLE INSP/REG	\$323.91	\$2,915.15	9
VOL MANSLAUGHTER	\$9,218.18	\$9,218.18	1
WANTON ENDANGERMENT	\$862.60	\$105,237.52	122
WEAR MASK	\$417.00	\$417.00	1
WELFARE FRAUD	\$720.90	\$40,370.67	56
WITNESS	\$293.10	\$586.20	2
WORK RELEASE	\$525.95	\$6,837.39	13
STATE AVERAGE	\$601.74	\$14,763,083.93	24,534

WEST VIRGINIA PUBLIC DEFENDER SERVICES
AVERAGE COSTS BY PRIMARY CHARGE FOR FY 2001
DESCENDING ORDER BY AVERAGE

CRIMINAL CHARGE	AVERAGE	TOTAL \$	CLAIMS COUNT
VOL MANSLAUGHTER	\$9,218.18	\$9,218.18	1
MURDER	\$4,782.48	\$1,099,969.40	230
EXTORTION	\$2,984.03	\$5,968.06	2
PORNOGRAPHY	\$2,531.78	\$10,127.13	4
PROHIBITION	\$2,305.98	\$11,529.91	5
SUPREME COURT APPEAL	\$1,971.21	\$333,134.96	169
SEXUAL ASSAULT	\$1,888.61	\$404,161.97	214
KIDNAPPING	\$1,867.25	\$76,557.24	41
NEGLIGENT HOMICIDE	\$1,845.18	\$16,606.64	9
SEXUAL ABUSE	\$1,767.81	\$190,923.83	108
HIT & RUN	\$1,652.84	\$3,305.68	2
HAZING	\$1,528.94	\$3,057.87	2
INCEST	\$1,509.98	\$4,529.95	3
HABEAS CORPUS	\$1,474.34	\$231,472.05	157
MAGISTRATE APPEAL	\$1,462.04	\$100,880.49	69
RECIDIVIST	\$1,324.70	\$5,298.79	4
AGGRAVATED ROBBERY	\$1,303.33	\$177,252.30	136
ARSON	\$1,231.79	\$87,457.01	71
ATTEMPT	\$1,145.79	\$83,642.60	73
MAKE/USE EXPLOSIVES	\$1,134.52	\$6,807.13	6
GUARDIAN CHILDREN	\$1,115.43	\$35,693.73	32
EMBEZZLEMENT	\$1,103.11	\$45,227.34	41
COUNTERFEITING	\$1,024.66	\$4,098.64	4
DUI W/ INJURY	\$1,023.78	\$46,070.18	45
JAIL ESCAPE	\$1,012.27	\$24,294.43	24
CONSPIRACY	\$992.93	\$81,419.99	82
MANDAMUS	\$992.48	\$1,984.95	2
ABUSE & NEGLECT	\$984.62	\$3,824,246.64	3,884
MALICIOUS ASSAULT	\$983.66	\$74,758.35	76
FAIL STOP/EMERGENCY	\$959.86	\$1,919.72	2
CONCEAL A MINOR	\$905.36	\$5,432.15	6
ADULT ABUSE	\$903.50	\$3,614.00	4
WANTON ENDANGERMENT	\$862.60	\$105,237.52	122
TERM PARENTAL RIGHTS	\$852.14	\$39,198.29	46
FLEEING VEHICLE W/DUI	\$828.45	\$53,849.25	65
ACCESSORY	\$816.69	\$31,851.10	39
GRAND LARCENY	\$801.83	\$287,056.81	358
DEL CONTRABAND INMATE	\$798.64	\$12,778.22	16
BURGLARY	\$796.30	\$291,445.30	366
DUI 3RD OFFENSE	\$784.03	\$250,889.88	320
MALICIOUS WOUNDING	\$779.76	\$145,034.43	186
FRAUD	\$765.42	\$115,578.83	151
BREAKING & ENTERING	\$751.08	\$270,389.56	360
ROBBERY	\$739.18	\$19,218.68	26
FORGERY & UTTERING	\$728.88	\$268,955.16	369
INTIMIDATE WITNESS	\$723.22	\$12,294.67	17

WEST VIRGINIA PUBLIC DEFENDER SERVICES
AVERAGE COSTS BY PRIMARY CHARGE FOR FY 2001
DESCENDING ORDER BY AVERAGE

CRIMINAL CHARGE	AVERAGE	TOTAL \$	CLAIMS COUNT
WELFARE FRAUD	\$720.90	\$40,370.67	56
FAIL PAY CHILD SUPPORT	\$717.05	\$72,422.42	101
CONTROLLED SUBSTANCES	\$691.00	\$592,190.71	857
PATERNITY	\$676.51	\$676.51	1
FALSE SWEARING	\$653.17	\$3,919.00	6
AIDING & ABETTING	\$610.43	\$15,260.76	25
FALSE PRETENSES	\$598.64	\$82,014.22	137
PEACE WARRANT	\$557.23	\$5,572.25	10
REC/TRANS STOLEN PRO	\$541.14	\$103,899.32	192
UNLAWFUL DUMP	\$529.57	\$4,236.57	8
BOMB THREAT	\$528.42	\$2,642.08	5
WORK RELEASE	\$525.95	\$6,837.39	13
THEFT	\$518.70	\$16,079.70	31
AUTO TAMPERING	\$512.62	\$6,664.06	13
BIGAMY	\$512.32	\$512.32	1
DEADLY WEAPON	\$503.70	\$26,695.94	53
INDECENT EXPOSURE	\$475.48	\$7,607.62	16
DUI 2ND OFFENSE	\$473.51	\$178,985.44	378
FAIL TO REG SEX OFFENDER	\$464.52	\$2,322.60	5
SENTENCE REDUCTION	\$463.59	\$62,584.43	135
OTHER	\$463.47	\$10,659.73	23
EXTRADITION	\$441.63	\$15,456.89	35
STALKING	\$438.20	\$8,763.98	20
PAROLE/PROBATION	\$437.85	\$201,851.05	461
JUVENILE	\$436.12	\$1,483,254.92	3,401
BRANDISHING WEAPON	\$432.70	\$51,058.36	118
CRUELTY TO ANIMALS	\$420.19	\$9,244.09	22
WEAR MASK	\$417.00	\$417.00	1
SHOPLIFTING	\$405.26	\$33,636.88	83
PERMITTING DUI	\$404.76	\$12,952.32	32
SUSPEND/REV LICENSE	\$403.79	\$250,349.87	620
CIVIL RIGHTS VIOLATION	\$396.80	\$396.80	1
OBSTRUCTION JUSTICE	\$396.56	\$130,468.21	329
PETIT LARCENY	\$396.47	\$115,372.12	291
ASSAULT & BATTERY	\$392.16	\$423,919.76	1,081
DOMESTIC VIOLENCE	\$381.68	\$705,353.28	1,848
HARBOR FUGITIVE	\$376.00	\$376.00	1
DESTRUCTION OF PROPERTY	\$371.32	\$124,022.30	334
RECKLESS DRIVING	\$369.65	\$24,027.56	65
FAIL MAINTAIN CONTROL	\$357.13	\$4,285.60	12
JOYRIDING	\$356.91	\$8,565.82	24
DNR CHARGE	\$356.80	\$8,919.97	25
CONTRIBUTE DEL MINOR	\$354.73	\$36,182.93	102
SHOOT W/N 500 FEET	\$352.46	\$3,877.02	11
FAILURE TO APPEAR	\$349.89	\$15,395.33	44
LEAVE SCENE ACCIDENT	\$349.66	\$12,237.95	35

**WEST VIRGINIA PUBLIC DEFENDER SERVICES
 AVERAGE COSTS BY PRIMARY CHARGE FOR FY 2001
 DESCENDING ORDER BY AVERAGE**

CRIMINAL CHARGE	AVERAGE	TOTAL \$	CLAIMS COUNT
DUI 1ST OFFENSE	\$348.28	\$262,954.85	755
RESISTING ARREST	\$347.97	\$47,323.98	136
FUGITIVE/JUSTICE	\$346.40	\$29,790.14	86
DISORDERLY CONDUCT	\$343.08	\$10,292.37	30
TRAFFIC CONT DEVICE	\$330.93	\$2,316.51	7
SOLICIT/PROSTITUTION	\$328.32	\$4,924.87	15
HOME CONFINEMENT	\$325.54	\$23,764.20	73
HARASSMENT	\$325.29	\$22,119.88	68
VEHICLE INSP/REG	\$323.91	\$2,915.15	9
TRESPASSING	\$319.54	\$21,729.04	68
PERMIT UNAUTH/DRIVE	\$315.49	\$1,261.95	4
UNLAWFUL WOUNDING	\$308.36	\$6,475.66	21
UNDER AGE DRINKING	\$306.59	\$22,074.68	72
WITNESS	\$293.10	\$586.20	2
ANIMAL CONTROL	\$292.83	\$1,757.00	6
FALSE INFORMATION	\$291.23	\$22,715.81	78
TRUANCY	\$280.21	\$7,845.97	28
BOND REDUCTION	\$272.65	\$1,635.91	6
SPEEDING	\$267.70	\$535.40	2
NO PROOF OF INS	\$267.56	\$2,675.58	10
DISTURB THE PEACE	\$263.09	\$1,315.43	5
NO OPERATORS	\$235.36	\$1,647.50	7
SCHOOL BUS VIOLATION	\$228.13	\$1,140.66	5
FURLOUGH REQUEST	\$202.50	\$202.50	1
POSSESS UNTAXED CIGARETTE	\$183.37	\$183.37	1
FORFEITURE	\$183.00	\$183.00	1
PUBLIC INTOXICATION	\$180.66	\$1,445.24	8
LITTERING	\$167.50	\$167.50	1
CONTEMPT	\$164.95	\$6,433.03	39
OPEN CONTAINER	\$154.50	\$309.00	2
PERJURY	\$121.87	\$121.87	1
MENTAL HYGIENE	\$104.94	\$417,260.92	3,976
STATE AVERAGE	\$601.74	\$14,763,083.93	24,534

**WEST VIRGINIA PUBLIC DEFENDER SERVICES
 APPOINTED COUNSEL FEES & EXPENSES PAID
 FISCAL YEAR 2001
 ALPHABETICAL ORDER**

PAYEE	TOTAL \$	CLAIMS COUNT
(A)		
A+ LAW CLINIC LLC	\$1,972.50	5
ABRAMS & BYRON	\$3,091.90	9
ACCURATE REPORTING SERVICE INC	\$542.75	1
ACTION INVESTIGATIONS INC	\$6,743.46	1
ADAMS & FISHER	\$270.00	1
ADAMSKI THOMAS R MD	\$7,450.00	5
AFFILIATES IN PSYCHOLOGY & THERAPY INC	\$3,392.50	2
AHAVA GLENN WOLFNER	\$2,600.00	2
ALBERTY MICHAEL C	\$22,178.94	18
ALEXANDER MATTHEW W	\$7,336.71	7
ALLDRIDGE SUSAN E	\$267.50	1
ALLIANCE BEHAVIORAL SERVICES INC	\$2,750.00	4
ALT RENAE S	\$9,832.14	29
ANDERSON CHARLES E	\$11,467.00	30
ANDERSON PARKULO STANSBURY & ASSOCIATES LC	\$20,545.92	38
ANDERSON PATRICK B	\$17,125.48	60
ANDRE ROBERT J III	\$342.50	2
ANGOTTI & STRAFACE LC	\$354.00	2
ARBUCKLE DOUGLAS H	\$47,954.75	54
ARNOLD S ANDREW	\$52,317.07	58
ARONSON FINEMAN & DAVIS CO LPA	\$324.00	1
ARRINGTON ROY DAVID	\$19,625.94	19
ASKINTOWICZ JOHN W III	\$15,791.00	62
ATKINS & ATKINS	\$3,682.50	21
ATKINS PAUL S	\$14,430.00	186
AUCREMANNE JOSEPH	\$29,937.01	53
AVIS WITTEN & WANDLING LC	\$260.00	1
(B)		
BACHMANN HESS BACHMANN & GARDEN	\$6,002.31	1
BAGBY STEVE	\$40,797.00	53
BAILEY REGGIE R	\$14,670.95	53
BAKER LYNDE G	\$820.05	2
BAKER REBECCA L	\$134.00	2
BALL & HIGGINS PLLC	\$6,897.52	11
BALL JOHN P	\$5,530.78	9
BALLARD EMMETT JESSEE	\$18,320.95	40
BALLO JOSEPH M MD	\$2,250.00	1
BARR JACK C	\$4,569.50	11
BARRAT ROBERT E	\$39,898.15	141
BARRETT LEANNE M	\$11,639.31	27
BARRY CHAD DOUGLAS	\$15,914.69	22
BARTON JEFFREY L	\$2,813.00	1
BASTIEN & MARTIN LC	\$17,059.92	1

**WEST VIRGINIA PUBLIC DEFENDER SERVICES
 APPOINTED COUNSEL FEES & EXPENSES PAID
 FISCAL YEAR 2001
 ALPHABETICAL ORDER**

PAYEE	TOTAL \$	CLAIMS COUNT
("B" Continued)		
BAYLESS & MCFADDEN LLP	\$14,953.14	26
BAYLISS A SHAWN D	\$75,119.45	117
BEAN & BEAN	\$47,086.75	59
BEANE JOHN D	\$18,233.45	40
BECKETT HERMAN H	\$29,825.58	19
BECKNER RICHARD A	\$1,747.90	6
BEHAVIORAL SCIENCE ASSOCIATES INC	\$750.00	1
BELL & GRIFFITH LC	\$45,856.47	64
BELLOMY D SCOTT	\$30,029.73	83
BENFORD LEE F II	\$70,086.42	84
BERRY KESSLER CRUTCHFIELD & TAYLOR	\$661.72	7
BERRY RAY ANDREW	\$528.55	1
BETER GEORGE D	\$26,246.06	1
BEVERIDGE BRENT E	\$2,562.50	20
BIBB EDGAR E III	\$13,470.50	12
BILLINGS JAMES B	\$241.48	2
BISCHOFF DONALD K	\$18,618.16	24
BLAKE GEORGE	\$533.04	1
BLAKE KENNETH W	\$708.00	2
BLAKE MICHAEL	\$39,208.48	60
BLANKENSHIP JAMES C III	\$1,950.50	4
BLEVINS MICHAEL T	\$12,231.00	30
BLIZZARD GEORGE DANIEL II	\$573.50	1
BLOOM CAROLE A	\$936.50	1
BLUE MOON INVESTIGATIONS INC	\$6,425.35	8
BLYLER HOWARD J	\$23,376.66	55
BOGARAD SHARON N	\$286.82	1
BONHAM LARRY	\$877.50	4
BONINSEGNA SANTE JR	\$12,697.81	52
BOOMER JAMES FRANKLIN	\$3,457.74	6
BOONES DETECTIVE AGENCY	\$2,116.80	5
BOOTH & MCCARTHY	\$712.50	1
BOUCHILLON CROSSAN & COLBURN LC	\$8,607.75	8
BOWERS JEFFREY S	\$13,861.72	11
BOWLES RICE MCDAVID GRAFF & LOVE	\$4,647.29	1
BRADLEY & ALBRIGHT PLLC	\$29,380.94	48
BRAMBLE CHARLES E III	\$27,595.45	15
BRAMBLE REPORTING	\$212.50	1
BRAMS & ARNOLD	\$1,687.50	1
BRANCAZIO HELEN M	\$9,422.58	29
BRECKINRIDGE DAVIS & SPROLES PLLC	\$7,404.04	16
BREMER JOHN L	\$19,309.60	4
BREWER WILLIAM C	\$47,676.55	49
BRIA LAWRENCE S	\$1,492.00	3

**WEST VIRGINIA PUBLIC DEFENDER SERVICES
 APPOINTED COUNSEL FEES & EXPENSES PAID
 FISCAL YEAR 2001
 ALPHABETICAL ORDER**

PAYEE	TOTAL \$	CLAIMS COUNT
("B" Continued)		
BRISCOE L SCOTT	\$32,861.53	66
BROWN & LEVICOFF	\$26,793.87	44
BROWN CAROLYN S	\$108.50	1
BROWN RONALD R	\$97.50	1
BROWNING ROBERT JR LC	\$25,604.00	83
BRUCE BARRY L	\$28,464.92	29
BRYANT CARL P	\$68,758.66	126
BUCY WINIFRED L	\$8,072.00	4
BULLMAN & BULLMAN	\$61,291.89	102
BURCHAM JEFFREY G	\$2,363.50	2
BURDETTE KRISTINE ADELE	\$50,262.44	149
BURNS WHITE & HICKTON	\$19,087.87	3
BURTON & KILGORE	\$3,521.98	14
BUSCH & TALBOTT LC	\$6,222.44	6
BUTCHER & BUTCHER	\$29,222.45	59
BUTLER JOHN M	\$6,682.00	4
BUZZO BILL J JR	\$1,687.78	3
(C)		
CALLAGHAN & CALLAGHAN PLLC	\$32,674.73	28
CAMILLETTI DAVID A	\$48,970.00	40
CAMPBELL & TURKALY	\$1,839.88	1
CAMPBELL TERENCE W	\$6,823.10	1
CANTONE CHARLES A	\$5,879.80	2
CAPITOL CITY INVESTIGATION INC	\$16,899.61	8
CARDOT RICHARD	\$57,563.98	104
CARL & KEATON PLLC	\$56,491.20	81
CARR BRIAN KEITH	\$22,203.62	59
CARSKADON JAMES E	\$1,144.64	3
CARTE GENE JR	\$1,020.00	1
CASSIDY MYERS COGAN VOEGELIN & TENNANT LC	\$46,355.66	5
CASTO & CASTO LC	\$18,501.89	16
CASTO INVESTIGATIONS INC	\$754.75	1
CATHER TYLER A	\$3,522.72	24
CESARE CARMELA M	\$7,176.65	12
CHARLESTON PSYCHIATRIC GROUP INC	\$4,150.00	4
CHARLESTON REPORTING SERVICES INC	\$514.00	1
CHARNOCK & CHARNOCK	\$1,213.00	4
CHASE J K IV	\$5,044.00	18
CHESLOCK TERRI R	\$870.10	1
CHILDLAW SERVICES INC	\$6,132.25	10
CICCARELLO ARTHUR T	\$5,788.26	1
CICCARELLO DEL GUIDICE & LAFON	\$20,807.91	23
CILIBERTI LAW OFFICE LC	\$11,348.50	15

**WEST VIRGINIA PUBLIC DEFENDER SERVICES
 APPOINTED COUNSEL FEES & EXPENSES PAID
 FISCAL YEAR 2001
 ALPHABETICAL ORDER**

PAYEE	TOTAL \$	CLAIMS COUNT
("C" Continued)		
CLAGETT & GOREY	\$304,703.73	839
CLARKE D RANDALL	\$14,912.35	11
CLAY PAUL O JR	\$1,198.74	1
CLAY ROBERT L	\$4,011.48	2
CLEVINGER J D	\$6,709.80	9
CLINE MICHAEL R	\$48,128.00	110
COCHRAN AYME A	\$1,647.80	2
CODDINGTON & ASSOCIATES INC	\$1,165.00	2
COLLINS & COURTRIGHT	\$63,995.13	98
COLLINS SALLY C	\$15,733.95	25
CONAWAY TIMOTHY R	\$7,004.50	4
CONNOLLY JAMES G LC	\$12,872.70	8
CONRAD ERWIN L	\$514.00	1
CONRAD LARRY J	\$1,109.35	9
COOK & COOK	\$33,216.00	69
COOK INVESTIGATION SERVICE INC	\$8,364.85	12
COOKE CONNIE L	\$750.75	1
COOKMAN DONALD P	\$7,477.57	24
COOPER & PRESTON	\$4,469.38	16
COOPER GARY L	\$16,804.88	9
COREY DANIEL S	\$86,298.50	76
COTTRELL JACK	\$2,964.42	8
COTTRELL PATRICK L	\$609.15	3
COWDER CHERIE	\$1,075.00	2
CRAIG A COURTENAY	\$11,623.91	9
CRANDALL PYLES HAVILAND & TURNER LLP	\$47,913.04	107
CRANSTON EDWARDS & ROLLO PLLC	\$305.50	1
CRANSTON PAUL R	\$4,091.50	1
CRAYCRAFT P JOSEPH	\$6,980.00	14
CRUM ROBIN M	\$3,076.22	1
CURNUTTE SCOTT A	\$44.50	1
CURRY DENNIS H	\$74,849.50	47
CUTRIGHT ROGER L	\$23,616.50	30
CZARNIK R THOMAS	\$1,900.36	1
(D)		
DAISEY RICHARD B	\$184.80	1
DALBY NANCY A	\$22,472.09	16
DALTON MARSHA	\$41,107.50	46
DAMM JOHN EDWARD ED	\$1,025.00	1
DANNY LANE INC	\$18,477.81	27
DEAK DAVID S	\$34,498.16	47
DEAN CHRISTOPHER D	\$31,935.96	106
DEMOSS DAVID B	\$8,083.00	26

**WEST VIRGINIA PUBLIC DEFENDER SERVICES
 APPOINTED COUNSEL FEES & EXPENSES PAID
 FISCAL YEAR 2001
 ALPHABETICAL ORDER**

PAYEE	TOTAL \$	CLAIMS COUNT
("D" Continued)		
DEMPSTER BRIAN C	\$35,029.24	55
DENNIS A MARIKIS PHD INC	\$2,647.55	1
DENNISON-RODEBAUGH TERRI A	\$5,943.25	8
DETCHE PAUL S INC	\$9,650.63	2
DIAMOND BILLY A JR	\$370.75	1
DILLON WELLS H	\$87,576.07	96
DILS JAN D	\$9,286.00	28
DITRAPANO BARRETT & DIPIERO	\$2,548.82	1
DOOLEY KATHERINE L	\$19,190.42	30
DOUGLASS ERNEST M	\$27,186.15	100
DRAKE DONNA LYNN	\$433.94	1
DUES THEODORE R JR LC	\$786.00	2
DUFFY KEVIN C	\$31,985.83	14
DUNAWAY MARY L	\$3,865.00	8
DUNN RALPH	\$447.03	1
DUTY WILLIAM H	\$3,754.97	13
DYER THOMAS G	\$19,186.63	6
(E)		
EADES EVONNE RENEE	\$188.00	1
EAGLOSKI N EDWARD II	\$8,294.39	11
EANONE ROSALIE B	\$16,805.25	2
EASTERN PSYCHOLOGICAL SVC OF WV	\$3,425.00	5
EDWARDS JAMES BRYAN	\$40,425.00	44
EHRlich APRIL J	\$1,043.35	1
EHRlich RICHARD D	\$3,834.60	1
EILAND & BENNETT	\$14,523.31	20
EINREINHOFFER JOHN	\$92.50	1
ELDER JEFFREY A LC	\$37,815.56	69
ELING SHERRY S	\$2,805.00	3
ELLEM JOHN N	\$15,563.03	50
ESPOSITO & ESPOSITO	\$84,871.12	130
ESTEP C PAUL	\$615.00	5
EVERHART BROWN & SNYDER	\$5,656.55	13
(F)		
FACEMIRE RICHARD A	\$5,951.82	19
FAIRMONT CLINIC	\$2,400.00	1
FAMILY SERVICE OF KANAWHA VALLEY	\$2,282.56	5
FARBER MICHAEL C	\$38,135.79	52
FARMER CLINE & ARNOLD	\$98,257.12	1
FAST THOMAS K	\$6,554.89	11
FERREBEE APRIL	\$3,524.94	5
FERRIS HOWARD M	\$43,572.00	176

**WEST VIRGINIA PUBLIC DEFENDER SERVICES
 APPOINTED COUNSEL FEES & EXPENSES PAID
 FISCAL YEAR 2001
 ALPHABETICAL ORDER**

PAYEE	TOTAL \$	CLAIMS COUNT
("F" Continued)		
FIKS LESLIE A	\$5,175.00	18
FILE PAYNE SCHERER & FILE	\$20,435.50	20
FITTRO JONATHAN	\$7,963.57	5
FITZ STEPHEN S	\$66,363.50	116
FLANIGAN JAMES L	\$24,882.51	33
FLINCHUM R KEITH	\$70,684.76	101
FOLICKMAN & SMITH LLC	\$9,128.87	10
FOLIO JOHN SAMUEL	\$38,717.70	53
FORD LAW FIRM	\$6,813.52	4
FORDHAM GEORGE F JR	\$733.20	1
FORESTER WILLIAM T	\$47,975.51	61
FOX DEBRA M	\$2,845.15	1
FRAME DAVID W	\$4,926.00	5
FRANCIS ERIC M	\$28,018.55	37
FRANKOVITCH ANETAKIS COLANTONIO & SIMON	\$1,300.38	3
FRASHER GARY WAYNE	\$14,860.37	10
FREEMAN & NIEZGODA PLLC	\$5,210.00	13
FREMOUW WILLIAM J	\$2,600.00	3
FROBLE MICHAEL E	\$6,673.58	6
FRUM RICHARD D	\$14,434.98	12
FRYSON DAVID M	\$5,537.50	9
FULLEN FLOYD R	\$7,386.72	10
FUNARI RALPH	\$226.00	1
FURBEE AMOS WEBB & CRITCHFIELD	\$25,703.10	10
(G)		
GALFORD RANDALL W	\$5,150.89	2
GALL D CONRAD	\$12,400.16	48
GARDNER & JACKSON	\$17,910.76	36
GARRETT & GARRETT	\$77,039.83	73
GARRETT REPORTING SERVICE	\$3,729.65	9
GARRETT WILLIAM C	\$15,622.07	30
GEARY & GEARY LC	\$46,059.88	77
GIATRAS & WEBB	\$13,651.92	44
GIBSON MICHAEL F	\$5,603.55	15
GIGGENBACH MELISSA J	\$9,983.79	22
GLENN JOHN R LAW OFFICES LC	\$35,637.05	51
GODBY FRANKLIN DONALD	\$292.80	1
GODFREY ROBIN L	\$581.50	2
GODWIN JAYMIE S	\$19,191.33	74
GOLDEN R VANCE III	\$4,444.00	26
GORDON MARGARET A B	\$36,048.00	38
GORMAN SHEATSLEY & COMPANY LC	\$9,150.51	15
GRAFTON JOHN A	\$2,105.84	3

**WEST VIRGINIA PUBLIC DEFENDER SERVICES
 APPOINTED COUNSEL FEES & EXPENSES PAID
 FISCAL YEAR 2001
 ALPHABETICAL ORDER**

PAYEE	TOTAL \$	CLAIMS COUNT
("G" Continued)		
GRAFTON LAW OFFICE PLLC	\$7,018.20	29
GREINER & CYRUS	\$9,202.79	12
GREINER CATHY L	\$2,688.63	4
GRIFFITH & KIRKPATRICK	\$1,953.23	9
GRIFFITH BOYCE	\$940.00	10
GRIFFITH CLAUDE MICHAEL	\$8,845.55	21
GRIFFITH MARY ELLEN	\$4,229.80	9
GUILLS JESSE O JR	\$9,205.60	35
GUSTKE CYNTHIA S PLLC	\$2,880.53	5
GUTHRIE PAMELA S	\$7,090.00	4
GUTMANN RICHARD M	\$47,053.27	79
(H)		
H P WHITE LABORATORY INC	\$455.00	1
HACKNEY JOHN G JR	\$16,530.58	16
HAGER HARRY L	\$37,277.74	801
HAINES RALPH W	\$1,422.50	7
HALL DWIGHT R	\$176,282.26	379
HALL JEANNE S	\$897.05	2
HALL JEFFREY L	\$12,773.51	52
HALL KAREN L	\$27,902.89	114
HALL TERESA D	\$350.00	3
HALLINAN JACQUELINE A	\$8,125.52	23
HAMILTON BURGESS YOUNG & POLLARD	\$12,244.58	21
HAMILTON NEAL J	\$7,365.12	20
HAMLET MURRAY P	\$500.00	1
HANCOCK & SEARS	\$25,909.53	27
HANNA & BONHAM	\$7,273.00	22
HARDING WILLIAM H	\$15,750.00	9
HARLESS & MOFFATT PLLC	\$1,474.50	7
HARMAN MARLA ZELENE	\$30,988.26	28
HARRIS ENTERPRISES LLC	\$2,137.50	2
HARRIS JOSEPH J	\$2,965.59	1
HART DAVID W	\$4,446.27	14
HARTMAN & HARTMAN	\$22,471.62	44
HARVEY & JANUTOLO	\$77,629.26	111
HASH JOSEPH C JR	\$28,412.64	32
HASSAN RONALD D	\$34,873.05	42
HATCHER CHARLES M JR	\$36,436.49	1
HATFIELD HARRY M	\$4,389.50	18
HATFIELD MCGINNIS E JR	\$3,757.60	1
HAUGHT IRA M	\$145,386.38	101
HAUGHT TIMOTHY E	\$2,799.00	7
HAWKINS JAMES E JR	\$80,015.12	536

**WEST VIRGINIA PUBLIC DEFENDER SERVICES
 APPOINTED COUNSEL FEES & EXPENSES PAID
 FISCAL YEAR 2001
 ALPHABETICAL ORDER**

PAYEE	TOTAL \$	CLAIMS COUNT
("H" Continued)		
HAYES SHARON A	\$14,494.41	15
HEAVENS CHRISTOPHER J	\$211.98	2
HEDGES JONES WHITTIER & HEDGES	\$15,656.00	29
HENDERSON & FUDA	\$44,114.97	60
HENDRICKS PETER A	\$17,700.10	34
HENTHORN R BRUCE MD	\$4,925.00	3
HERNDON MORTON HERNDON & YAEGER	\$3,771.00	1
HERNDON STEPHEN D	\$10,708.00	11
HEWITT CHARLES WILLIAM	\$5,521.25	1
HICKS NATHAN A JR LC	\$14,395.56	18
HIGGINS HOWARD G JR	\$19,201.66	34
HILL DAVID L	\$13,068.94	30
HILL PATRICIA TOLLE	\$4,033.66	5
HINES FREDERICK OSCAR	\$7,344.13	16
HITE HELEN	\$475.95	1
HIVELY HERBERT L II	\$47,449.60	139
HOBBS MARK E	\$23,493.50	62
HOLROYD FRED F III	\$10,150.65	42
HOLUB KAREN S	\$2,389.30	2
HOOPER MICHAEL E	\$13,575.13	1
HOOVER RANDY D	\$135.50	1
HOPKINS VIRGINIA JACKSON	\$19,907.66	11
HOWLEY LOREN B	\$7,496.00	11
HUDNALL MARK D	\$5,706.02	13
HUESKE EDWARD E	\$3,000.00	1
HUFFMAN J EDWARD	\$240.00	1
HUFFMAN WILLIAM O	\$51,790.33	28
HUGHART KEVIN W	\$1,615.74	6
HUMBERSON DON A	\$1,510.04	5
HUNT & SERRENO	\$53,327.64	87
HUNTER J BURTON III	\$77,382.18	156
HUSSELL LAW OFFICE LC	\$1,103.58	11
HYER & LITTLEPAGE	\$16,787.34	38
(I)		
IAQUINTA KATHLEEN A	\$709.50	3
INTEGRITY INVESTIGATIONS LLC	\$8,462.02	23
INVESTIGATION DIVISION INC	\$6,425.95	7
ISNER JUDITH A	\$19,509.05	21
(J)		
JACKSON & KELLY	\$64,731.81	8
JACKSON LORI BETLER	\$3,064.10	1
JACOBS G PATRICK LC	\$207.00	1

**WEST VIRGINIA PUBLIC DEFENDER SERVICES
 APPOINTED COUNSEL FEES & EXPENSES PAID
 FISCAL YEAR 2001
 ALPHABETICAL ORDER**

PAYEE	TOTAL \$	CLAIMS COUNT
("J" Continued)		
JACOVETTY GERALD G JR LC	\$2,277.31	4
JAMES DARIN C	\$5,790.70	22
JAMES RICHARD L	\$2,335.89	3
JARRELL ROBERT STEPHEN	\$30,058.70	52
JESSER LAW FIRM PLLC	\$1,903.00	2
JOEL DAVID J	\$9,769.50	14
JOHNNY JACKSON & ASSOCIATES	\$217.05	1
JOHNSON DIANA L	\$1,423.50	8
JOHNSON ROY L	\$300.30	1
JOHNSON TERESA A	\$500.00	2
JOHNSTON HOLROYD & ASSOCIATES	\$69,876.35	105
JORY & SMITH	\$17,928.97	31
JUBA-PLUMLEY ROSALEE	\$5,629.29	4
JUDY & JUDY	\$10,542.19	18
(K)		
KAHLE GAIL W	\$469.50	1
KARICKHOFF DAVID	\$8,453.00	14
KARR DAVID JR	\$4,589.50	5
KARR JO ELLEN	\$635.25	1
KATZ KANTOR & PERKINS	\$5,096.85	5
KATZ WORKING FAMILIES LAW FIRM LC	\$14,198.92	22
KAUFMAN KEVIN S	\$2,891.66	3
KAWASH JANET N	\$615.86	1
KAYSER C DALLAS LC	\$22,229.50	85
KAYSER LAYNE & CLARK PLLC	\$16,134.84	30
KEENAN & ASSOCIATES LC	\$7,831.21	6
KEENER RAYMOND III	\$46,611.48	155
KELLEY H GERARD	\$23,561.00	68
KENNETH J BARNETT PC	\$5,965.48	7
KERNS TIMOTHY J	\$22,297.50	49
KESNER KESNER & BRAMBLE	\$421.00	1
KESSIS THEODORE D	\$5,700.00	1
KEYSER BRADY B	\$10,401.42	12
KHAN TASNEEM Q	\$257.50	3
KING NYE	\$7,698.62	7
KING WAYNE	\$12,532.50	27
KIRK THOMAS L	\$19,626.26	54
KIRKPATRICK DAVID A	\$10,609.51	14
KRAMERS PHOTO SUPPLY INC	\$453.68	1
KRATOVIL JAMES T	\$9,653.50	17
KRETZMER STEVEN E	\$1,603.84	1
KRIEG FRED JAY PHD & ASSOCIATES PLLC	\$1,650.00	3
KRIVONYAK JOHN C	\$73,233.00	310

**WEST VIRGINIA PUBLIC DEFENDER SERVICES
 APPOINTED COUNSEL FEES & EXPENSES PAID
 FISCAL YEAR 2001
 ALPHABETICAL ORDER**

PAYEE	TOTAL \$	CLAIMS COUNT
("K" Continued)		
KRPAN JOHN WILLIAM	\$1,810.56	1
KURELAC PATRICIA A	\$25,037.24	21
KUYKENDALL WILLIAM R	\$31,156.29	45
(L)		
LA NEVE TODD F	\$21,033.87	16
LABORATORY CORP OF AMERICA HOLDINGS	\$900.00	1
LACARIA PHILIP A	\$18,772.50	31
LAISHLEY JOHN	\$68,623.97	242
LAMP PAT	\$23,063.23	177
LANE PAUL E	\$25,221.65	30
LARRY A PETERS INC	\$6,121.86	9
LASH FRANKLIN W	\$15,232.26	14
LAURITA TERRY	\$2,012.50	1
LAW OFFICE OF BRUCE M WHITE LC	\$2,082.22	1
LAW ROY D	\$2,086.70	5
LAZENBY K BRUCE	\$11,300.13	18
LEACH JAMES R	\$5,207.40	36
LEGAL EAGLE DELIVERY	\$224.00	1
LEGAL TEMPORARY SERVICES CORPORATION	\$1,370.00	1
LEGG BASIL JR	\$16,908.95	36
LESTER WILLIAM M	\$81,985.80	74
LEVIN MARTIN	\$312.50	1
LEWIS AMY L J	\$43,700.19	55
LEWIS GLASSER CASEY & ROLLINS LLP	\$373.00	1
LEWIS LAWRENCE J	\$16,382.25	9
LILLY & ROWE	\$25,611.50	40
LINDA NELSON GARRETT PLLC	\$1,934.19	4
LINGER JERRY N JR	\$165.00	1
LINKOUS GERALD R	\$8,791.65	16
LOCKWOOD DAVID JAY	\$1,387.50	3
LONG J FRANKLIN	\$2,511.08	8
LONGMORE-GABLE MARY	\$825.00	1
LOPEZ GINA M	\$2,877.55	5
LOSCH LARRY E	\$900.00	1
LOUDERBACK ROBIN R	\$40,989.78	199
LUNSFORD WILLIAM G	\$996.25	4
LUPARDUS TIMOTHY P	\$28,643.12	45
LUSK KYLE G	\$3,855.93	10
LUSK TRACY B	\$5,165.13	13
(M)		
MACCORKLE LAVENDER & CASEY PLLC	\$7,607.25	1
MANYPENNY J PERRY	\$70,478.60	154

**WEST VIRGINIA PUBLIC DEFENDER SERVICES
 APPOINTED COUNSEL FEES & EXPENSES PAID
 FISCAL YEAR 2001
 ALPHABETICAL ORDER**

PAYEE	TOTAL \$	CLAIMS COUNT
("M" Continued)		
MARSTELLER & HAYES	\$10,246.51	11
MARTINO GARY J	\$18,980.00	73
MASON EILEEN	\$1,038.62	2
MATHEWS REBECCA ANN	\$6,785.00	34
MAUSER BERNARD R	\$8,741.95	17
MAZZEI ROCCO E	\$93,480.82	88
MCCOY JAMES A JR	\$27,520.50	27
MCCUE LISA V	\$49,888.48	44
MCCULLOCH COLLEEN C	\$8,225.85	15
MCDERMOTT & BONENBERGER PLLC	\$109,215.01	161
MCFARLAND JOSEPH W JR	\$29,085.84	28
MCKINNEY SHERMAN P	\$1,914.83	2
MCLAUGHLIN & CURRY	\$30,803.00	87
MCNEER HIGHLAND MCMUNN & VARNER LC	\$43,074.96	48
MEDAGLIO ELLEN L	\$1,083.76	4
MEDICAL & TOXICOLOGICAL INFORMATION INC	\$3,840.00	2
MELLEN PAUL F MD	\$1,200.00	1
MERRIFIELD RODNEY B	\$2,941.10	3
MICHAEL GREGORY C	\$883.80	3
MICHAEL NELSON M LC	\$5,653.72	8
MIELKE WAYNE ROBERT	\$19,252.50	9
MILLER JACK L	\$952.88	1
MILLER RANDY K	\$1,338.00	1
MILLS KEVIN D	\$34,695.07	12
MOLESSA HEATHER IRELAND	\$10,272.67	15
MORAN CATHERINE JANE	\$20,989.00	46
MORGAN E LAVOYD JR	\$3,021.96	12
MORGAN EDWARD WARD	\$12,210.64	18
MORGAN RONALD R II	\$1,946.50	1
MORGANTOWN PASTORAL COUNSELING CENTER	\$3,950.00	1
MORRIS GARY W II	\$19,441.00	18
MORRIS ROBERT M	\$426.50	2
MORTON PAUL B	\$13,340.77	30
MOSES JOSEPH J	\$78,595.02	86
MOUNTAIN STATE PSYCHOLOGICAL SERVICES PLLC	\$1,400.00	2
MOUNTS MICHAEL E	\$21,723.83	18
MOYE DAVID O	\$44,716.01	62
MULLENS R MIKE & ASSOCIATES LC	\$29,998.50	58
MULLINS CHARLES B II	\$62,324.50	97
MUNCEY HOBERT F JR	\$32,148.64	33
MURENSKY RUDOLPH J II	\$58,478.48	32
MUSGRAVE RAYMOND G	\$7,982.00	16
MUSSER & MCARDLE LC	\$930.70	1

**WEST VIRGINIA PUBLIC DEFENDER SERVICES
 APPOINTED COUNSEL FEES & EXPENSES PAID
 FISCAL YEAR 2001
 ALPHABETICAL ORDER**

PAYEE	TOTAL \$	CLAIMS COUNT
(N)		
NAVY L VICTOR	\$77,216.68	103
NEESE LETITIA A	\$2,413.30	4
NEISWONGER & WHITE	\$7,308.79	14
NESSER KERRY A	\$356.90	1
NEWBOLD WILEY W	\$21,885.01	30
NEWMAN KEITH L	\$13,333.70	51
NEWTON CARRIE L	\$4,520.32	5
NIBERT & MORGAN	\$49,924.12	94
NIBERT DAVID W	\$745.50	2
NICHOLS & SKINNER LC	\$10,578.51	16
NOGAY CATHRYN A	\$55,306.29	22
NOONE ROBERT T	\$53,226.99	53
NOVOBILSKI JEROME R	\$13,402.76	35
NULL GREGORY B	\$470.42	1
(O)		
O'BRIEN ROBERT J	\$494.96	5
OHIO VALLEY PSYCHOLOGY GROUP	\$720.00	1
OOTEN GRAYDON C JR	\$21,635.01	31
ORNDORFF DAVID L	\$10,763.00	21
ORTEZA AILYNN MAE	\$67,306.31	37
OSENTON & ADKINS LLP	\$31,644.46	67
OSHOWAY F JOHN	\$25,969.70	26
OURS JOHN G	\$7,527.82	6
(P)		
PADEN NELSON	\$355.00	1
PAESANI & PROCTOR PLLC	\$15,672.89	10
PALMER JAMES J III	\$21,952.29	27
PANCAKE F CODY III	\$19,898.37	37
PARKER BARBARA JUNE MA	\$500.00	1
PARMER JASON D	\$24,547.30	26
PARSONS THOMPSON & HILL	\$4,484.80	5
PARTAIN GEORGE L	\$10,591.84	38
PATHOLOGY ASSOCIATES LTD	\$300.00	1
PATHWAYS PSYCHOLOGICAL CENTER	\$950.00	2
PATTERSON GARY ALAN	\$1,398.40	1
PATTERSON THOMAS K	\$1,913.00	4
PAUGH SUSAN K	\$6,106.58	4
PAYNE WILBERT A	\$8,471.00	30
PEARSE RONALD D ED D	\$915.00	4
PELLEGRIN MARK P	\$16,330.00	64
PENNINGTON WILLIAM L	\$27,303.74	41
PERRY DAVID D	\$33,893.68	7

**WEST VIRGINIA PUBLIC DEFENDER SERVICES
 APPOINTED COUNSEL FEES & EXPENSES PAID
 FISCAL YEAR 2001
 ALPHABETICAL ORDER**

PAYEE	TOTAL \$	CLAIMS COUNT
("P" Continued)		
PEYTON HARVEY D	\$61,313.56	81
PLUM C ED	\$3,313.11	11
PLUM STEVEN M	\$3,082.48	11
POLING LECKTA L	\$493.72	1
POOL JAMES M	\$65,031.88	29
POWELL ERIC K	\$1,171.50	1
POWELL J C	\$2,924.00	2
POWELL JAMES M	\$63,589.63	84
PRALL THOMAS J	\$31,285.45	93
PRENTICE TIMOTHY H	\$82,727.00	116
PRESTERA CENTER FOR MENTAL HEALTH SERVICES	\$1,041.50	2
PRESTON & WEESE LC	\$29,360.70	32
PRICE DONNA MS	\$345.48	1
PRICE LOUIE T	\$13,729.19	24
PRIMARY PSYCHOLOGICAL CARE PLLC	\$8,868.75	7
PRITT JEFFRY A	\$11,665.49	22
PROBE INTERNATIONAL ENTERPRISES LLC	\$1,311.02	2
PROCESS STRATEGIES INSTITUTE	\$5,740.00	4
PSYCARE INC	\$15,290.00	4
PSYCHOLOGICAL ASSOC OF LOGAN INC	\$375.00	1
PSYCHOLOGICAL CONSULTING INC	\$2,125.00	5
PULLIAM WILLIAM CASSEL	\$536.00	3
PULLIN KNOPF FOWLER & FLANAGAN	\$127.50	1
(Q)		
QUIN CURTIS CENTER	\$782.24	1
(R)		
R H INVESTIGATORS & SECURITY INC	\$2,158.61	1
RADCLIFF PATRICK N	\$105,312.95	102
RADMAN SCOTT S	\$67,816.50	180
RAGUS COMPUTERIZED POLYGRAPH INC	\$1,000.00	2
RAY WINTON & KELLEY PLLC	\$6,555.00	60
RECHT LAW OFFICES	\$3,074.84	2
REDMOND LARRY WAYNE	\$17,274.14	27
REED & REED	\$19,400.58	32
REGAN THOMAS M LC	\$25,524.39	39
REXROAD WILLETT & NANNERS PLLC	\$68,001.89	85
RHODES JAMES RANDALL	\$40,026.35	40
RICCARDI & LUTZ PLLC	\$229.00	1
RICE DAYA MASADA	\$6,414.69	15
RICHARDSON DON R ASSOCIATES INC	\$10,000.00	2
RICHARDSON RICHARDSON & CAMPBELL	\$24,438.48	63
RICHARDSON ROBERT E	\$11,151.08	9

**WEST VIRGINIA PUBLIC DEFENDER SERVICES
 APPOINTED COUNSEL FEES & EXPENSES PAID
 FISCAL YEAR 2001
 ALPHABETICAL ORDER**

PAYEE	TOTAL \$	CLAIMS COUNT
("R" Continued)		
RIEGLER SHIENVOLD & ASSOCIATES	\$6,200.00	2
RIFFLE SUSAN L	\$39,595.57	67
RILEY & COOKMAN PLLC	\$203.77	1
ROAHRIG RANDAL W	\$75,908.69	55
ROBERT J MACDONALD AGENCY INC	\$6,820.18	15
ROBERTS RONALD G	\$1,667.35	2
ROBINSON & MCELWEE	\$34,284.94	7
RODGERS JEFFREY S	\$57,112.02	82
RODIN HAROLD F	\$835.00	2
ROLL W DAN	\$22,447.97	61
ROLLO EDMUND J	\$54,087.80	94
RONCAGLIONE CARL J JR	\$2,739.92	8
RONNING PALMER & TITUS	\$1,811.42	3
ROOP LAW OFFICE PLLC	\$3,204.00	12
ROSE JOAN A	\$1,428.70	3
ROSE PADDEN & PETTY LC	\$1,250.00	13
ROSENLIB DUANE C JR	\$6,759.35	3
ROSINSKY TIMOTHY P	\$12,840.96	16
ROSS THOMAS R II	\$4,050.50	7
RUMORA RONALD J	\$639.50	1
RUNDLE & RUNDLE LC	\$56,757.00	114
RUNDLE JULIET WALKER	\$15,160.00	39
RUNNER EDWIN C	\$3,611.70	6
RUSEN & WHITE PLC	\$144,673.13	195
RUSSELL MELINDA L	\$62,582.82	46
RUTTENBERG ROBYN	\$3,665.90	5
RYAN A J	\$20,686.19	62
RYAN KOURTNEY A	\$165,918.50	103
RYAN WILLIAM D	\$19,294.22	47
RYMER GARY L	\$21,131.24	9
(S)		
S SEAN MURPHY LC	\$21,691.93	22
SAFFER MARTIN V	\$18,817.00	14
SAL NATALIE J	\$56,565.08	90
SAMMONS OLIVERO & PARASCHOS	\$38,406.31	54
SANDERS AUSTIN PRUDICH & FLANIGAN	\$31,318.15	54
SANDOVAL GILBERT	\$2,659.40	2
SANTER & SANTER	\$27,023.59	52
SAVILLE & DAVIS PLLC	\$90,867.34	128
SAXE SUSAN B	\$2,064.46	1
SCHARF WILLIAM H	\$14,278.41	19
SCHARMAN ELIZABETH J	\$150.00	1
SCHOEN PATTI ANN	\$8,911.85	15

**WEST VIRGINIA PUBLIC DEFENDER SERVICES
 APPOINTED COUNSEL FEES & EXPENSES PAID
 FISCAL YEAR 2001
 ALPHABETICAL ORDER**

PAYEE	TOTAL \$	CLAIMS COUNT
("S" Continued)		
SCHRADER BYRD & COMPANION PLLC	\$18,181.88	9
SCOTT CINDY S	\$26,454.45	36
SCOTT JOHN A	\$2,014.00	7
SEE & DOWNING	\$31,888.73	54
SELDON STANLEY I	\$5,754.42	1
SELLARO AMBER URTSO	\$14,832.54	11
SENECA HEALTH SERVICES	\$200.00	1
SENS MARY ANN	\$850.00	1
SERGEANT MARK G	\$16,716.78	41
SHAFFER & SHAFFER	\$21,345.35	72
SHAFFER JOSEPH F	\$21,177.42	20
SHAFFER MICHAEL J	\$15,437.65	5
SHARLEY MICHAEL J	\$26,129.80	36
SHAW R MICHAEL LC	\$75,249.32	196
SHAY DANA R	\$80,670.66	97
SHERMAN LAWRENCE E JR LC	\$52,128.41	37
SHOUGH SCOTT A	\$56,632.83	127
SHUMATE JOHN H JR	\$1,029.35	1
SIEGRIST & WHITE PLLC	\$18,561.63	12
SILVER PAULA K	\$29,136.98	20
SIMMONS & SIMMONS	\$6,467.15	7
SIMMONS EUGENE M	\$30,766.30	19
SIMS DAVID A	\$9,871.61	12
SIMS JOHN G	\$43,211.50	71
SIRK TIMOTHY M	\$19,074.50	46
SKAGGS G ERNEST	\$110,031.99	125
SKAGGS NANCY S	\$857.14	2
SKEEN H KEITH	\$5,158.50	2
SKEEN KENNAD L	\$16,684.18	38
SKINNER BRIAN J	\$4,788.96	7
SMITH & SCANTLEBURY LC	\$13,859.39	19
SMITH & VAN BIBBER	\$378.11	1
SMITH CLAUDE S III	\$1,296.00	3
SMITH CLINTON W	\$39,025.38	63
SMITH COURTLANDT	\$4,568.43	13
SMITH JAMES E II	\$3,448.50	3
SMITH MICHAEL CLAY	\$517.38	4
SMITH THOMAS W	\$13,379.24	2
SNYDER & HASSIG	\$27,113.19	20
SNYDER DONALD MARK	\$999.50	2
SOS SERVICES INC	\$1,917.76	1
SPADARO LAURA E	\$10,603.00	7
SPARACINO ANTHONY J JR	\$217.00	1
SPARKS C MICHAEL	\$36,150.50	82

**WEST VIRGINIA-PUBLIC DEFENDER SERVICES
 APPOINTED COUNSEL FEES & EXPENSES PAID
 FISCAL YEAR 2001
 ALPHABETICAL ORDER**

PAYEE	TOTAL \$	CLAIMS COUNT
("S" Continued)		
SPAULDING BERNARD L	\$31,133.00	113
SPECIAL SERVICES BUREAU INC	\$1,529.96	3
SPONAUGLE & SPONAUGLE	\$6,567.16	10
SPONAUGLE KEVIN C	\$46,140.92	37
SPRIGGS LISA F	\$39,340.82	59
SPURLOCK JAMES E	\$32,766.86	80
STACY JAMES D	\$3,675.88	6
STAFFORD REBECCA L	\$2,137.00	1
STANTON & STANTON	\$28,867.60	20
STANTON E SCOTT	\$7,956.00	8
STANTON G PATRICK JR	\$55,041.17	49
STANTON SHIRLEY J	\$7,265.01	8
STAPLETON LAW OFFICES LC	\$48,099.03	41
STARCHER HEATHER LEA	\$1,113.00	3
STEPHENS GLORIA M	\$42,778.15	25
STEPTOE & JOHNSON	\$21,003.89	4
STEVEN A JONES LC	\$123,544.29	146
STOBBS R RUSSELL	\$31,664.84	54
STOLLINGS HARLEY E	\$16,542.58	21
STOLZE GEORGE A	\$8,939.00	2
STONE LEROY A	\$4,600.00	2
STOVER WILLIAM D	\$1,320.00	7
SUMMERS WILLIAM B	\$110,012.35	304
SUTTON & JANELLE PLLC	\$26,949.62	50
SWEENEY LAVERNE	\$16,119.27	57
(T)		
TALLMAN CHARLES DARREN	\$15,413.75	39
TATE REBECCA L	\$57,900.23	105
TAYLOR & JAMES PLLC	\$2,296.93	3
TAYLOR JENNIFER P	\$535.50	4
TAYLOR PAUL G	\$27,691.22	36
TAYLOR SHAWN ANTHONY	\$4,846.50	44
TECHNICAL ADVISORY SERVICE INC	\$1,775.00	2
TENNEY CHARLES W	\$5,315.33	2
THE LAW OFFICE OF THOMAS G STEELE	\$911.25	1
THOMAS JOHN ROBERT JR	\$138.16	1
THOMPSON & WEATHERHOLT	\$69,877.89	93
THORN & THORN LC	\$28,693.34	16
THORNE STEVEN M	\$58,703.20	140
TINDER REBECCA M	\$852.87	2
TOMAN LESLIE L MAZE	\$1,598.50	4
TORISEVA TERESA C	\$42,358.50	96
TORRES GEORGE M	\$50,709.73	84

**WEST VIRGINIA PUBLIC DEFENDER SERVICES
 APPOINTED COUNSEL FEES & EXPENSES PAID
 FISCAL YEAR 2001
 ALPHABETICAL ORDER**

PAYEE	TOTAL \$	CLAIMS COUNT
("T" Continued)		
TORSNEY JACK R JR	\$2,410.00	4
TRAINOR GREGORY E	\$6,277.50	4
TRI-S INVESTIGATIONS INC	\$190,992.59	297
TROISI JOSEPH G	\$69,629.35	82
TRUMP & TRUMP	\$22,696.65	49
TSIKALAS JAMES M	\$1,250.30	1
TUCKER GREGORY A	\$7,806.18	10
TUCKER RON L	\$2,053.20	2
TURNER & WALTERS	\$38,206.33	85
TURNER RYAN S	\$32,304.87	71
TYREE D SCOTT	\$18,276.64	13
TYREE EMBREE & ASSOCIATES PLLC	\$7,494.30	11
TYSON DAVID R	\$22,594.88	49
(U)		
UNDERWOOD LAW OFFICES INC	\$27,835.01	30
UNITED SUMMIT CENTER INC	\$225.00	1
(V)		
VALENTINE JAMES N	\$1,629.70	1
VALENTINO WILLIAM RIDER	\$81,279.27	161
VAN BIBBER GARY WAYNE	\$160.42	2
VAN ZANT SUSAN J	\$10,374.67	24
VANDEVENDER LAW OFFICE LC	\$10,984.56	10
VANHORN & VANHORN INC	\$552.73	1
VANMETER LERA K	\$25,827.00	61
VANNOSTRAND & MORTON	\$21,481.64	18
VAUGHAN F MALCOLM PLLC	\$1,529.00	2
VAUGHAN INVESTIGATIVE SERVICES INC	\$5,171.12	6
VENEZIA LAW OFFICES LC	\$3,820.43	4
VERONEN LOIS J	\$2,187.32	1
VICTOR VICTOR & HELGOE LLP	\$198,376.42	273
VIEWEG GEORGE B	\$18,431.92	29
VIEWEG MARK E	\$4,190.24	9
VITAL RICHARD L	\$8,969.50	26
VITAL ROBERT E LC	\$36,228.79	43
(W)		
WALKER JAMES A	\$17,012.00	25
WALKER VIRGIL VERN JR	\$2,326.24	5
WALL RANDALL D	\$54,906.57	207
WALLACE MICHAEL K	\$55,439.00	145
WALTERS KRAUSKOPF & ROTH	\$14,832.48	25
WARMAN & SIGWART	\$5,919.62	10

**WEST VIRGINIA PUBLIC DEFENDER SERVICES
 APPOINTED COUNSEL FEES & EXPENSES PAID
 FISCAL YEAR 2001
 ALPHABETICAL ORDER**

PAYEE	TOTAL \$	CLAIMS COUNT
("W" Continued)		
WARNER KIMBER RATCLIFFE	\$10,292.06	18
WARNER LAW OFFICES PLLC	\$1,340.50	4
WATERS WARNER & HARRIS	\$18,406.97	28
WATKINS JAMES O JR	\$1,095.00	9
WATKINS WILLIAM M III	\$20,699.70	33
WAUGH BRENDA	\$8,615.63	10
WEBB DAVID HAMILTON	\$25,269.97	46
WEBER & WEBER	\$4,714.08	23
WEBSTER JANICE S	\$138.60	1
WEDGEWOOD FAMILY PRACTICE & PSYCHIATRY	\$5,050.00	2
WEESE ROGER R	\$9,264.50	29
WEHNER LAW OFFICES	\$114.50	1
WEST & JONES	\$2,848.80	1
WEST VIRGINIA UNIVERSITY MEDICAL CORPORATIO	\$18,841.56	18
WETTSTEIN ROBERT M MD	\$8,399.50	1
WEXLER BRIAN	\$525.00	1
WHEATON KEITH LEWIS	\$2,408.58	4
WHIRLWIND INVESTIGATION & SECURITY INC	\$4,988.10	5
WHITE & STAREK PLLC	\$36,002.68	45
WHITE DANIELLE	\$3,060.75	5
WHITE KEITH	\$88,869.00	99
WHITE MAX HARRY	\$34,991.70	85
WHITE ROBERT LEE	\$27,295.75	75
WHITE ROBERT S	\$7,200.00	2
WHITEMAN BURDETTE & RADMAN PLLC	\$58,598.71	70
WHITEMAN FRANCES C	\$131,296.14	151
WHITT MICHAEL R	\$27,982.00	29
WIDMER COOMBS & GAYDOS PLLC	\$30,994.38	32
WIEDEL DIANA CARTER	\$12,548.00	46
WILDMAN ERIC KEITH	\$42,690.43	67
WILLIAM BREZINSKI LLC	\$250.00	1
WILLIAMS JAMES E	\$310.00	1
WILLIAMS JOHN E JR	\$50,242.52	38
WILLIAMS SHEILA KAE	\$1,735.00	2
WILLIS & CHATTIN	\$6,629.45	16
WILMOTH DAVID H LC	\$12,249.68	10
WILSON & BAILEY	\$51,664.90	45
WILSON & SHIELDS LC	\$2,451.50	22
WILSON DENZIL	\$407.92	1
WILSON FRAME BENNINGER & MATHENEY PLLC	\$5,647.29	16
WILSON SEAN	\$12,523.28	16
WINDOM RODNEY C	\$73,996.71	32
WITT RICHARD C	\$23,259.86	33
WOLFE DORWIN J	\$45,908.78	61

**WEST VIRGINIA PUBLIC DEFENDER SERVICES
 APPOINTED COUNSEL FEES & EXPENSES PAID
 FISCAL YEAR 2001
 ALPHABETICAL ORDER**

PAYEE	TOTAL \$	CLAIMS COUNT
("W" Continued)		
WOLFE HAROLD B	\$6,154.35	1
WOLFE HAROLD B III	\$1,249.00	1
WOOD & ASSOCIATES LC	\$10,892.00	3
WOOD & WININSKY PLLC	\$5,325.94	2
WOOTON LAW FIRM	\$10,486.35	22
WORTHINGTON CENTER INC	\$887.50	2
WRIGHT LACY W JR	\$8,835.47	16
WV YOUTH ADVOCATE PROGRAM	\$495.00	1
WYATT W JOSEPH	\$2,600.00	1
(Y)		
YANAK DOUGLAS A	\$3,425.24	3
YANNERELLA DON A	\$14,011.25	21
YEAGER HOWARD L JR	\$14,866.00	16
YEAGER JOHN R JR	\$19,039.28	7
YOUNG MORGAN & CANN	\$1,140.72	2
YOUNGER C CHRISTOPHER	\$3,264.50	1
(Z)		
ZIEGLER & GUNNOE	\$70,660.31	123
ZIMAROWSKI JAMES B	\$55,413.63	65
TOTALS	\$14,763,083.93	24,534

**WEST VIRGINIA PUBLIC DEFENDER SERVICES
 APPOINTED COUNSEL FEES & EXPENSES PAID
 FISCAL YEAR 2001
 DESCENDING ORDER BY TOTAL \$**

PAYEE	TOTAL \$	CLAIMS COUNT
CLAGETT & GOREY	\$304,703.73	839
VICTOR VICTOR & HELGOE LLP	\$198,376.42	273
TRI-S INVESTIGATIONS INC	\$190,992.59	297
HALL DWIGHT R	\$176,282.26	379
RYAN KOURTNEY A	\$165,918.50	103
HAUGHT IRA M	\$145,386.38	101
RUSEN & WHITE PLC	\$144,673.13	195
WHITEMAN FRANCES C	\$131,296.14	151
STEVEN A JONES LC	\$123,544.29	146
SKAGGS G ERNEST	\$110,031.99	125
SUMMERS WILLIAM B	\$110,012.35	304
MCDERMOTT & BONENBERGER PLLC	\$109,215.01	161
RADCLIFF PATRICK N	\$105,312.95	102
FARMER CLINE & ARNOLD	\$98,257.12	1
MAZZEI ROCCO E	\$93,480.82	88
SAVILLE & DAVIS PLLC	\$90,867.34	128
WHITE KEITH	\$88,869.00	99
DILLON WELLS H	\$87,576.07	96
COREY DANIEL S	\$86,298.50	76
ESPOSITO & ESPOSITO	\$84,871.12	130
PRENTICE TIMOTHY H	\$82,727.00	116
LESTER WILLIAM M	\$81,985.80	74
VALENTINO WILLIAM RIDER	\$81,279.27	161
SHAY DANA R	\$80,670.66	97
HAWKINS JAMES E JR	\$80,015.12	536
MOSES JOSEPH J	\$78,595.02	86
HARVEY & JANUTOLO	\$77,629.26	111
HUNTER J BURTON III	\$77,382.18	156
NAVY L VICTOR	\$77,216.68	103
GARRETT & GARRETT	\$77,039.83	73
ROHRIG RANDAL W	\$75,908.69	55
SHAW R MICHAEL LC	\$75,249.32	196
BAYLISS A SHAWN D	\$75,119.45	117
CURRY DENNIS H	\$74,849.50	47
WINDOM RODNEY C	\$73,996.71	32
KRIVONYAK JOHN C	\$73,233.00	310
FLINCHUM R KEITH	\$70,684.76	101
ZIEGLER & GUNNOE	\$70,660.31	123
MANYPENNY J PERRY	\$70,478.60	154
BENFORD LEE F II	\$70,086.42	84
THOMPSON & WEATHERHOLT	\$69,877.89	93
JOHNSTON HOLROYD & ASSOCIATES	\$69,876.35	105
TROISI JOSEPH G	\$69,629.35	82
BRYANT CARL P	\$68,758.66	126
LAISHLEY JOHN	\$68,623.97	242
REXROAD WILLETT & NANNERS PLLC	\$68,001.89	85

**WEST VIRGINIA PUBLIC DEFENDER SERVICES
 APPOINTED COUNSEL FEES & EXPENSES PAID
 FISCAL YEAR 2001
 DESCENDING ORDER BY TOTAL \$**

PAYEE	TOTAL \$	CLAIMS COUNT
RADMAN SCOTT S	\$67,816.50	180
ORTEZA AILYNN MAE	\$67,306.31	37
FITZ STEPHEN S	\$66,363.50	116
POOL JAMES M	\$65,031.88	29
JACKSON & KELLY	\$64,731.81	8
COLLINS & COURTRIGHT	\$63,995.13	98
POWELL JAMES M	\$63,589.63	84
RUSSELL MELINDA L	\$62,582.82	46
MULLINS CHARLES B II	\$62,324.50	97
PEYTON HARVEY D	\$61,313.56	81
BULLMAN & BULLMAN	\$61,291.89	102
THORNE STEVEN M	\$58,703.20	140
WHITEMAN BURDETTE & RADMAN PLLC	\$58,598.71	70
MURENSKY RUDOLPH J II	\$58,478.48	32
TATE REBECCA L	\$57,900.23	105
CARDOT RICHARD	\$57,563.98	104
RODGERS JEFFREY S	\$57,112.02	82
RUNDLE & RUNDLE LC	\$56,757.00	114
SHOUGH SCOTT A	\$56,632.83	127
SAL NATALIE J	\$56,565.08	90
CARL & KEATON PLLC	\$56,491.20	81
WALLACE MICHAEL K	\$55,439.00	145
ZIMAROWSKI JAMES B	\$55,413.63	65
NOGAY CATHRYN A	\$55,306.29	22
STANTON G PATRICK JR	\$55,041.17	49
WALL RANDALL D	\$54,906.57	207
ROLLO EDMUND J	\$54,087.80	94
HUNT & SERRENO	\$53,327.64	87
NOONE ROBERT T	\$53,226.99	53
ARNOLD S ANDREW	\$52,317.07	58
SHERMAN LAWRENCE E JR LC	\$52,128.41	37
HUFFMAN WILLIAM O	\$51,790.33	28
WILSON & BAILEY	\$51,664.90	45
TORRES GEORGE M	\$50,709.73	84
BURDETTE KRISTINE ADELE	\$50,262.44	149
WILLIAMS JOHN E JR	\$50,242.52	38
NIBERT & MORGAN	\$49,924.12	94
MCCUE LISA V	\$49,888.48	44
CAMILLETTI DAVID A	\$48,970.00	40
CLINE MICHAEL R	\$48,128.00	110
STAPLETON LAW OFFICES LC	\$48,099.03	41
FORESTER WILLIAM T	\$47,975.51	61
ARBUCKLE DOUGLAS H	\$47,954.75	54
CRANDALL PYLES HAVILAND & TURNER LLP	\$47,913.04	107
BREWER WILLIAM C	\$47,676.55	49
HIVELY HERBERT L II	\$47,449.60	139

**WEST VIRGINIA PUBLIC DEFENDER SERVICES
 APPOINTED COUNSEL FEES & EXPENSES PAID
 FISCAL YEAR 2001
 DESCENDING ORDER BY TOTAL \$**

PAYEE	TOTAL \$	CLAIMS COUNT
BEAN & BEAN	\$47,086.75	59
GUTMANN RICHARD M	\$47,053.27	79
KEENER RAYMOND III	\$46,611.48	155
CASSIDY MYERS COGAN VOEGELIN & TENNANT LC	\$46,355.66	5
SPONAUGLE KEVIN C	\$46,140.92	37
GEARY & GEARY LC	\$46,059.88	77
WOLFE DORWIN J	\$45,908.78	61
BELL & GRIFFITH LC	\$45,856.47	64
MOYE DAVID O	\$44,716.01	62
HENDERSON & FUDA	\$44,114.97	60
LEWIS AMY L J	\$43,700.19	55
FERRIS HOWARD M	\$43,572.00	176
SIMS JOHN G	\$43,211.50	71
MCNEER HIGHLAND MCMUNN & VARNER LC	\$43,074.96	48
STEPHENS GLORIA M	\$42,778.15	25
WILDMAN ERIC KEITH	\$42,690.43	67
TORISEVA TERESA C	\$42,358.50	96
DALTON MARSHA	\$41,107.50	46
LOUDERBACK ROBIN R	\$40,989.78	199
BAGBY STEVE	\$40,797.00	53
EDWARDS JAMES BRYAN	\$40,425.00	44
RHODES JAMES RANDALL	\$40,026.35	40
BARRAT ROBERT E	\$39,898.15	141
RIFFLE SUSAN L	\$39,595.57	67
SPRIGGS LISA F	\$39,340.82	59
BLAKE MICHAEL	\$39,208.48	60
SMITH CLINTON W	\$39,025.38	63
FOLIO JOHN SAMUEL	\$38,717.70	53
SAMMONS OLIVERO & PARASCHOS	\$38,406.31	54
TURNER & WALTERS	\$38,206.33	85
FARBER MICHAEL C	\$38,135.79	52
ELDER JEFFREY A LC	\$37,815.56	69
HAGER HARRY L	\$37,277.74	801
HATCHER CHARLES M JR	\$36,436.49	1
VITAL ROBERT E LC	\$36,228.79	43
SPARKS C MICHAEL	\$36,150.50	82
GORDON MARGARET A B	\$36,048.00	38
WHITE & STAREK PLLC	\$36,002.68	45
GLENN JOHN R LAW OFFICES LC	\$35,637.05	51
DEMPSTER BRIAN C	\$35,029.24	55
WHITE MAX HARRY	\$34,991.70	85
HASSAN RONALD D	\$34,873.05	42
MILLS KEVIN D	\$34,695.07	12
DEAK DAVID S	\$34,498.16	47
ROBINSON & MCELWEE	\$34,284.94	7
PERRY DAVID D	\$33,893.68	7

**WEST VIRGINIA PUBLIC DEFENDER SERVICES
 APPOINTED COUNSEL FEES & EXPENSES PAID
 FISCAL YEAR 2001
 DESCENDING ORDER BY TOTAL \$**

PAYEE	TOTAL \$	CLAIMS COUNT
COOK & COOK	\$33,216.00	69
BRISCOE L SCOTT	\$32,861.53	66
SPURLOCK JAMES E	\$32,766.86	80
CALLAGHAN & CALLAGHAN PLLC	\$32,674.73	28
TURNER RYAN S	\$32,304.87	71
MUNCEY HOBERT F JR	\$32,148.64	33
DUFFY KEVIN C	\$31,985.83	14
DEAN CHRISTOPHER D	\$31,935.96	106
SEE & DOWNING	\$31,888.73	54
STOBBS R RUSSELL	\$31,664.84	54
OSENTON & ADKINS LLP	\$31,644.46	67
SANDERS AUSTIN PRUDICH & FLANIGAN	\$31,318.15	54
PRALL THOMAS J	\$31,285.45	93
KUYKENDALL WILLIAM R	\$31,156.29	45
SPAULDING BERNARD L	\$31,133.00	113
WIDMER COOMBS & GAYDOS PLLC	\$30,994.38	32
HARMAN MARLA ZELENE	\$30,988.26	28
MCLAUGHLIN & CURRY	\$30,803.00	87
SIMMONS EUGENE M	\$30,766.30	19
JARRELL ROBERT STEPHEN	\$30,058.70	52
BELLOMY D SCOTT	\$30,029.73	83
MULLENS R MIKE & ASSOCIATES LC	\$29,998.50	58
AUCREMANNE JOSEPH	\$29,937.01	53
BECKETT HERMAN H	\$29,825.58	19
BRADLEY & ALBRIGHT PLLC	\$29,380.94	48
PRESTON & WEESE LC	\$29,360.70	32
BUTCHER & BUTCHER	\$29,222.45	59
SILVER PAULA K	\$29,136.98	20
MCFARLAND JOSEPH W JR	\$29,085.84	28
STANTON & STANTON	\$28,867.60	20
THORN & THORN LC	\$28,693.34	16
LUPARDUS TIMOTHY P	\$28,643.12	45
BRUCE BARRY L	\$28,464.92	29
HASH JOSEPH C JR	\$28,412.64	32
FRANCIS ERIC M	\$28,018.55	37
WHITT MICHAEL R	\$27,982.00	29
HALL KAREN L	\$27,902.89	114
UNDERWOOD LAW OFFICES INC	\$27,835.01	30
TAYLOR PAUL G	\$27,691.22	36
BRAMBLE CHARLES E III	\$27,595.45	15
MCCOY JAMES A JR	\$27,520.50	27
PENNINGTON WILLIAM L	\$27,303.74	41
WHITE ROBERT LEE	\$27,295.75	75
DOUGLASS ERNEST M	\$27,186.15	100
SNYDER & HASSIG	\$27,113.19	20
SANTER & SANTER	\$27,023.59	52

**WEST VIRGINIA PUBLIC DEFENDER SERVICES
 APPOINTED COUNSEL FEES & EXPENSES PAID
 FISCAL YEAR 2001
 DESCENDING ORDER BY TOTAL \$**

PAYEE	TOTAL \$	CLAIMS COUNT
SUTTON & JANELLE PLLC	\$26,949.62	50
BROWN & LEVICOFF	\$26,793.87	44
SCOTT CINDY S	\$26,454.45	36
BETER GEORGE D	\$26,246.06	1
SHARLEY MICHAEL J	\$26,129.80	36
OSHOWAY F JOHN	\$25,969.70	26
HANCOCK & SEARS	\$25,909.53	27
VANMETER LERA K	\$25,827.00	61
FURBEE AMOS WEBB & CRITCHFIELD	\$25,703.10	10
LILLY & ROWE	\$25,611.50	40
BROWNING ROBERT JR LC	\$25,604.00	83
REGAN THOMAS M LC	\$25,524.39	39
WEBB DAVID HAMILTON	\$25,269.97	46
LANE PAUL E	\$25,221.65	30
KURELAC PATRICIA A	\$25,037.24	21
FLANIGAN JAMES L	\$24,882.51	33
PARMER JASON D	\$24,547.30	26
RICHARDSON RICHARDSON & CAMPBELL	\$24,438.48	63
CUTRIGHT ROGER L	\$23,616.50	30
KELLEY H GERARD	\$23,561.00	68
HOBBS MARK E	\$23,493.50	62
BLYLER HOWARD J	\$23,376.66	55
WITT RICHARD C	\$23,259.86	33
LAMP PAT	\$23,063.23	177
TRUMP & TRUMP	\$22,696.65	49
TYSON DAVID R	\$22,594.88	49
DALBY NANCY A	\$22,472.09	16
HARTMAN & HARTMAN	\$22,471.62	44
ROLL W DAN	\$22,447.97	61
KERNS TIMOTHY J	\$22,297.50	49
KAYSER C DALLAS LC	\$22,229.50	85
CARR BRIAN KEITH	\$22,203.62	59
ALBERTY MICHAEL C	\$22,178.94	18
PALMER JAMES J III	\$21,952.29	27
NEWBOLD WILEY W	\$21,885.01	30
MOUNTS MICHAEL E	\$21,723.83	18
S SEAN MURPHY LC	\$21,691.93	22
OOTEN GRAYDON C JR	\$21,635.01	31
VANNOSTRAND & MORTON	\$21,481.64	18
SHAFFER & SHAFFER	\$21,345.35	72
SHAFFER JOSEPH F	\$21,177.42	20
RYMER GARY L	\$21,131.24	9
LA NEVE TODD F	\$21,033.87	16
STEPTOE & JOHNSON	\$21,003.89	4
MORAN CATHERINE JANE	\$20,989.00	46
CICCARELLO DEL GUIDICE & LAFON	\$20,807.91	23

**WEST VIRGINIA PUBLIC DEFENDER SERVICES
 APPOINTED COUNSEL FEES & EXPENSES PAID
 FISCAL YEAR 2001
 DESCENDING ORDER BY TOTAL \$**

PAYEE	TOTAL \$	CLAIMS COUNT
WATKINS WILLIAM M III	\$20,699.70	33
RYAN A J	\$20,686.19	62
ANDERSON PARKULO STANSBURY & ASSOCIATES LC	\$20,545.92	38
FILE PAYNE SCHERER & FILE	\$20,435.50	20
HOPKINS VIRGINIA JACKSON	\$19,907.66	11
PANCAKE F CODY III	\$19,898.37	37
KIRK THOMAS L	\$19,626.26	54
ARRINGTON ROY DAVID	\$19,625.94	19
ISNER JUDITH A	\$19,509.05	21
MORRIS GARY W II	\$19,441.00	18
REED & REED	\$19,400.58	32
BREMER JOHN L	\$19,309.60	4
RYAN WILLIAM D	\$19,294.22	47
MIELKE WAYNE ROBERT	\$19,252.50	9
HIGGINS HOWARD G JR	\$19,201.66	34
GODWIN JAYMIE S	\$19,191.33	74
DOOLEY KATHERINE L	\$19,190.42	30
DYER THOMAS G	\$19,186.63	6
BURNS WHITE & HICKTON	\$19,087.87	3
SIRK TIMOTHY M	\$19,074.50	46
YEAGER JOHN R JR	\$19,039.28	7
MARTINO GARY J	\$18,980.00	73
WEST VIRGINIA UNIVERSITY MEDICAL CORPORATIO	\$18,841.56	18
SAFFER MARTIN V	\$18,817.00	14
LACARIA PHILIP A	\$18,772.50	31
BISCHOFF DONALD K	\$18,618.16	24
SIEGRIST & WHITE PLLC	\$18,561.63	12
CASTO & CASTO LC	\$18,501.89	16
DANNY LANE INC	\$18,477.81	27
VIEWEG GEORGE B	\$18,431.92	29
WATERS WARNER & HARRIS	\$18,406.97	28
BALLARD EMMETT JESSEE	\$18,320.95	40
TYREE D SCOTT	\$18,276.64	13
BEANE JOHN D	\$18,233.45	40
SCHRADER BYRD & COMPANION PLLC	\$18,181.88	9
JORY & SMITH	\$17,928.97	31
GARDNER & JACKSON	\$17,910.76	36
HENDRICKS PETER A	\$17,700.10	34
REDMOND LARRY WAYNE	\$17,274.14	27
ANDERSON PATRICK B	\$17,125.48	60
BASTIEN & MARTIN LC	\$17,059.92	1
WALKER JAMES A	\$17,012.00	25
LEGG BASIL JR	\$16,908.95	36
CAPITOL CITY INVESTIGATION INC	\$16,899.61	8
EANONE ROSALIE B	\$16,805.25	2
COOPER GARY L	\$16,804.88	9

**WEST VIRGINIA PUBLIC DEFENDER SERVICES
 APPOINTED COUNSEL FEES & EXPENSES PAID
 FISCAL YEAR 2001
 DESCENDING ORDER BY TOTAL \$**

PAYEE	TOTAL \$	CLAIMS COUNT
HYER & LITTLEPAGE	\$16,787.34	38
SERGEANT MARK G	\$16,716.78	41
SKEEN KENNAD L	\$16,684.18	38
STOLLINGS HARLEY E	\$16,542.58	21
HACKNEY JOHN G JR	\$16,530.58	16
LEWIS LAWRENCE J	\$16,382.25	9
PELLEGRIN MARK P	\$16,330.00	64
KAYSER LAYNE & CLARK PLLC	\$16,134.84	30
SWEENEY LAVERNE	\$16,119.27	57
BARRY CHAD DOUGLAS	\$15,914.69	22
ASKINTOWICZ JOHN W III	\$15,791.00	62
HARDING WILLIAM H	\$15,750.00	9
COLLINS SALLY C	\$15,733.95	25
PAESANI & PROCTOR PLLC	\$15,672.89	10
HEDGES JONES WHITTIER & HEDGES	\$15,656.00	29
GARRETT WILLIAM C	\$15,622.07	30
ELLEM JOHN N	\$15,563.03	50
SHAFFER MICHAEL J	\$15,437.65	5
TALLMAN CHARLES DARREN	\$15,413.75	39
PSYCARE INC	\$15,290.00	4
LASH FRANKLIN W	\$15,232.26	14
RUNDLE JULIET WALKER	\$15,160.00	39
BAYLESS & MCFADDEN LLP	\$14,953.14	26
CLARKE D RANDALL	\$14,912.35	11
YEAGER HOWARD L JR	\$14,866.00	16
FRASHER GARY WAYNE	\$14,860.37	10
SELLARO AMBER URTSO	\$14,832.54	11
WALTERS KRAUSKOPF & ROTH	\$14,832.48	25
BAILEY REGGIE R	\$14,670.95	53
EILAND & BENNETT	\$14,523.31	20
HAYES SHARON A	\$14,494.41	15
FRUM RICHARD D	\$14,434.98	12
ATKINS PAUL S	\$14,430.00	186
HICKS NATHAN A JR LC	\$14,395.56	18
SCHARF WILLIAM H	\$14,278.41	19
KATZ WORKING FAMILIES LAW FIRM LC	\$14,198.92	22
YANNERELLA DON A	\$14,011.25	21
BOWERS JEFFREY S	\$13,861.72	11
SMITH & SCANTLEBURY LC	\$13,859.39	19
PRICE LOUIE T	\$13,729.19	24
GIATRAS & WEBB	\$13,651.92	44
HOOPER MICHAEL E	\$13,575.13	1
BIBB EDGAR E III	\$13,470.50	12
NOVOBILSKI JEROME R	\$13,402.76	35
SMITH THOMAS W	\$13,379.24	2
MORTON PAUL B	\$13,340.77	30

**WEST VIRGINIA PUBLIC DEFENDER SERVICES
 APPOINTED COUNSEL FEES & EXPENSES PAID
 FISCAL YEAR 2001
 DESCENDING ORDER BY TOTAL \$**

PAYEE	TOTAL \$	CLAIMS COUNT
NEWMAN KEITH L	\$13,333.70	51
HILL DAVID L	\$13,068.94	30
CONNOLLY JAMES G LC	\$12,872.70	8
ROSINSKY TIMOTHY P	\$12,840.96	16
HALL JEFFREY L	\$12,773.51	52
BONINSEGNA SANTE JR	\$12,697.81	52
WIEDEL DIANA CARTER	\$12,548.00	46
KING WAYNE	\$12,532.50	27
WILSON SEAN	\$12,523.28	16
GALL D CONRAD	\$12,400.16	48
WILMOTH DAVID H LC	\$12,249.68	10
HAMILTON BURGESS YOUNG & POLLARD	\$12,244.58	21
BLEVINS MICHAEL T	\$12,231.00	30
MORGAN EDWARD WARD	\$12,210.64	18
PRITT JEFFRY A	\$11,665.49	22
BARRETT LEANNE M	\$11,639.31	27
CRAIG A COURTENAY	\$11,623.91	9
ANDERSON CHARLES E	\$11,467.00	30
CILIBERTI LAW OFFICE LC	\$11,348.50	15
LAZENBY K BRUCE	\$11,300.13	18
RICHARDSON ROBERT E	\$11,151.08	9
VANDEVENDER LAW OFFICE LC	\$10,984.56	10
WOOD & ASSOCIATES LC	\$10,892.00	3
ORNDORFF DAVID L	\$10,763.00	21
HERNDON STEPHEN D	\$10,708.00	11
KIRKPATRICK DAVID A	\$10,609.51	14
SPADARO LAURA E	\$10,603.00	7
PARTAIN GEORGE L	\$10,591.84	38
NICHOLS & SKINNER LC	\$10,578.51	16
JUDY & JUDY	\$10,542.19	18
WOOTON LAW FIRM	\$10,486.35	22
KEYSER BRADY B	\$10,401.42	12
VAN ZANT SUSAN J	\$10,374.67	24
WARNER KIMBER RATCLIFFE	\$10,292.06	18
MOLESSA HEATHER IRELAND	\$10,272.67	15
MARSTELLER & HAYES	\$10,246.51	11
HOLROYD FRED F III	\$10,150.65	42
RICHARDSON DON R ASSOCIATES INC	\$10,000.00	2
GIGGENBACH MELISSA J	\$9,983.79	22
SIMS DAVID A	\$9,871.61	12
ALT RENAE S	\$9,832.14	29
JOEL DAVID J	\$9,769.50	14
KRATOVIL JAMES T	\$9,653.50	17
DETCHE PAUL S INC	\$9,650.63	2
BRANCAZIO HELEN M	\$9,422.58	29
DILS JAN D	\$9,286.00	28

**WEST VIRGINIA PUBLIC DEFENDER SERVICES
 APPOINTED COUNSEL FEES & EXPENSES PAID
 FISCAL YEAR 2001
 DESCENDING ORDER BY TOTAL \$**

PAYEE	TOTAL \$	CLAIMS COUNT
WEESE ROGER R	\$9,264.50	29
GUILLS JESSE O JR	\$9,205.60	35
GREINER & CYRUS	\$9,202.79	12
GORMAN SHEATSLEY & COMPANY LC	\$9,150.51	15
FOLICKMAN & SMITH LLC	\$9,128.87	10
VITAL RICHARD L	\$8,969.50	26
STOLZE GEORGE A	\$8,939.00	2
SCHOEN PATTI ANN	\$8,911.85	15
PRIMARY PSYCHOLOGICAL CARE PLLC	\$8,868.75	7
GRIFFITH CLAUDE MICHAEL	\$8,845.55	21
WRIGHT LACY W JR	\$8,835.47	16
LINKOUS GERALD R	\$8,791.65	16
MAUSER BERNARD R	\$8,741.95	17
WAUGH BRENDA	\$8,615.63	10
BOUCHILLON CROSSAN & COLBURN LC	\$8,607.75	8
PAYNE WILBERT A	\$8,471.00	30
INTEGRITY INVESTIGATIONS LLC	\$8,462.02	23
KARICKHOFF DAVID	\$8,453.00	14
WETTSTEIN ROBERT M MD	\$8,399.50	1
COOK INVESTIGATION SERVICE INC	\$8,364.85	12
EAGLOSKI N EDWARD II	\$8,294.39	11
MCCULLOCH COLLEEN C	\$8,225.85	15
HALLINAN JACQUELINE A	\$8,125.52	23
DEMOSS DAVID B	\$8,083.00	26
BUCY WINIFRED L	\$8,072.00	4
MUSGRAVE RAYMOND G	\$7,982.00	16
FITTRO JONATHAN	\$7,963.57	5
STANTON E SCOTT	\$7,956.00	8
KEENAN & ASSOCIATES LC	\$7,831.21	6
TUCKER GREGORY A	\$7,806.18	10
KING NYE	\$7,698.62	7
MACCORKLE LAVENDER & CASEY PLLC	\$7,607.25	1
OURS JOHN G	\$7,527.82	6
HOWLEY LOREN B	\$7,496.00	11
TYREE EMBREE & ASSOCIATES PLLC	\$7,494.30	11
COOKMAN DONALD P	\$7,477.57	24
ADAMSKI THOMAS R MD	\$7,450.00	5
BRECKINRIDGE DAVIS & SPROLES PLLC	\$7,404.04	16
FULLEN FLOYD R	\$7,386.72	10
HAMILTON NEAL J	\$7,365.12	20
HINES FREDERICK OSCAR	\$7,344.13	16
ALEXANDER MATTHEW W	\$7,336.71	7
NEISWONGER & WHITE	\$7,308.79	14
HANNA & BONHAM	\$7,273.00	22
STANTON SHIRLEY J	\$7,265.01	8
WHITE ROBERT S	\$7,200.00	2

**WEST VIRGINIA PUBLIC DEFENDER SERVICES
 APPOINTED COUNSEL FEES & EXPENSES PAID
 FISCAL YEAR 2001
 DESCENDING ORDER BY TOTAL \$**

PAYEE	TOTAL \$	CLAIMS COUNT
CESARE CARMELA M	\$7,176.65	12
GUTHRIE PAMELA S	\$7,090.00	4
GRAFTON LAW OFFICE PLLC	\$7,018.20	29
CONAWAY TIMOTHY R	\$7,004.50	4
CRAYCRAFT P JOSEPH	\$6,980.00	14
BALL & HIGGINS PLLC	\$6,897.52	11
CAMPBELL TERENCE W	\$6,823.10	1
ROBERT J MACDONALD AGENCY INC	\$6,820.18	15
FORD LAW FIRM	\$6,813.52	4
MATHEWS REBECCA ANN	\$6,785.00	34
ROSENLIEB DUANE C JR	\$6,759.35	3
ACTION INVESTIGATIONS INC	\$6,743.46	1
CLEVENGER J D	\$6,709.80	9
BUTLER JOHN M	\$6,682.00	4
FROBLE MICHAEL E	\$6,673.58	6
WILLIS & CHATTIN	\$6,629.45	16
SPONAUGLE & SPONAUGLE	\$6,567.16	10
RAY WINTON & KELLEY PLLC	\$6,555.00	60
FAST THOMAS K	\$6,554.89	11
SIMMONS & SIMMONS	\$6,467.15	7
INVESTIGATION DIVISION INC	\$6,425.95	7
BLUE MOON INVESTIGATIONS INC	\$6,425.35	8
RICE DAYA MASADA	\$6,414.69	15
TRAINOR GREGORY E	\$6,277.50	4
BUSCH & TALBOTT LC	\$6,222.44	6
RIEGLER SHIENVOLD & ASSOCIATES	\$6,200.00	2
WOLFE HAROLD B	\$6,154.35	1
CHILDLAW SERVICES INC	\$6,132.25	10
LARRY A PETERS INC	\$6,121.86	9
PAUGH SUSAN K	\$6,106.58	4
BACHMANN HESS BACHMANN & GARDEN	\$6,002.31	1
KENNETH J BARNETT PC	\$5,965.48	7
FACEMIRE RICHARD A	\$5,951.82	19
DENNISON-RODEBAUGH TERRI A	\$5,943.25	8
WARMAN & SIGWART	\$5,919.62	10
CANTONE CHARLES A	\$5,879.80	2
JAMES DARIN C	\$5,790.70	22
CICCARELLO ARTHUR T	\$5,788.26	1
SELDON STANLEY I	\$5,754.42	1
PROCESS STRATEGIES INSTITUTE	\$5,740.00	4
HUDNALL MARK D	\$5,706.02	13
KESSIS THEODORE D	\$5,700.00	1
EVERHART BROWN & SNYDER	\$5,656.55	13
MICHAEL NELSON M LC	\$5,653.72	8
WILSON FRAME BENNINGER & MATHENEY PLLC	\$5,647.29	16
JUBA-PLUMLEY ROSALEE	\$5,629.29	4

**WEST VIRGINIA PUBLIC DEFENDER SERVICES
 APPOINTED COUNSEL FEES & EXPENSES PAID
 FISCAL YEAR 2001
 DESCENDING ORDER BY TOTAL \$**

PAYEE	TOTAL \$	CLAIMS COUNT
GIBSON MICHAEL F	\$5,603.55	15
FRYSON DAVID M	\$5,537.50	9
BALL JOHN P	\$5,530.78	9
HEWITT CHARLES WILLIAM	\$5,521.25	1
WOOD & WININSKY PLLC	\$5,325.94	2
TENNEY CHARLES W	\$5,315.33	2
FREEMAN & NIEZGODA PLLC	\$5,210.00	13
LEACH JAMES R	\$5,207.40	36
FIKS LESLIE A	\$5,175.00	18
VAUGHAN INVESTIGATIVE SERVICES INC	\$5,171.12	6
LUSK TRACY B	\$5,165.13	13
SKEEN H KEITH	\$5,158.50	2
GALFORD RANDALL W	\$5,150.89	2
KATZ KANTOR & PERKINS	\$5,096.85	5
WEDGEWOOD FAMILY PRACTICE & PSYCHIATRY	\$5,050.00	2
CHASE J K IV	\$5,044.00	18
WHIRLWIND INVESTIGATION & SECURITY INC	\$4,988.10	5
FRAME DAVID W	\$4,926.00	5
HENTHORN R BRUCE MD	\$4,925.00	3
TAYLOR SHAWN ANTHONY	\$4,846.50	44
SKINNER BRIAN J	\$4,788.96	7
WEBER & WEBER	\$4,714.08	23
BOWLES RICE MCDAVID GRAFF & LOVE	\$4,647.29	1
STONE LEROY A	\$4,600.00	2
KARR DAVID JR	\$4,589.50	5
BARR JACK C	\$4,569.50	11
SMITH COURTLANDT	\$4,568.43	13
NEWTON CARRIE L	\$4,520.32	5
PARSONS THOMPSON & HILL	\$4,484.80	5
COOPER & PRESTON	\$4,469.38	16
HART DAVID W	\$4,446.27	14
GOLDEN R VANCE III	\$4,444.00	26
HATFIELD HARRY M	\$4,389.50	18
GRIFFITH MARY ELLEN	\$4,229.80	9
VIEWEG MARK E	\$4,190.24	9
CHARLESTON PSYCHIATRIC GROUP INC	\$4,150.00	4
CRANSTON PAUL R	\$4,091.50	1
ROSS THOMAS R II	\$4,050.50	7
HILL PATRICIA TOLLE	\$4,033.66	5
CLAY ROBERT L	\$4,011.48	2
MORGANTOWN PASTORAL COUNSELING CENTER	\$3,950.00	1
DUNAWAY MARY L	\$3,865.00	8
LUSK KYLE G	\$3,855.93	10
MEDICAL & TOXICOLOGICAL INFORMATION INC	\$3,840.00	2
EHRlich RICHARD D	\$3,834.60	1
VENEZIA LAW OFFICES LC	\$3,820.43	4

**WEST VIRGINIA PUBLIC DEFENDER SERVICES
 APPOINTED COUNSEL FEES & EXPENSES PAID
 FISCAL YEAR 2001
 DESCENDING ORDER BY TOTAL \$**

PAYEE	TOTAL \$	CLAIMS COUNT
HERNDON MORTON HERNDON & YAEGER	\$3,771.00	1
HATFIELD MCGINNIS E JR	\$3,757.60	1
DUTY WILLIAM H	\$3,754.97	13
GARRETT REPORTING SERVICE	\$3,729.65	9
ATKINS & ATKINS	\$3,682.50	21
STACY JAMES D	\$3,675.88	6
RUTTENBERG ROBYN	\$3,665.90	5
RUNNER EDWIN C	\$3,611.70	6
FERREBEE APRIL	\$3,524.94	5
CATHER TYLER A	\$3,522.72	24
BURTON & KILGORE	\$3,521.98	14
BOOMER JAMES FRANKLIN	\$3,457.74	6
SMITH JAMES E II	\$3,448.50	3
YANAK DOUGLAS A	\$3,425.24	3
EASTERN PSYCHOLOGICAL SVC OF WV	\$3,425.00	5
AFFILIATES IN PSYCHOLOGY & THERAPY INC	\$3,392.50	2
PLUM C ED	\$3,313.11	11
YOUNGER C CHRISTOPHER	\$3,264.50	1
ROOP LAW OFFICE PLLC	\$3,204.00	12
ABRAMS & BYRON	\$3,091.90	9
PLUM STEVEN M	\$3,082.48	11
CRUM ROBIN M	\$3,076.22	1
RECHT LAW OFFICES	\$3,074.84	2
JACKSON LORI BETLER	\$3,064.10	1
WHITE DANIELLE	\$3,060.75	5
MORGAN E LAVOYD JR	\$3,021.96	12
HUESKE EDWARD E	\$3,000.00	1
HARRIS JOSEPH J	\$2,965.59	1
COTTRELL JACK	\$2,964.42	8
MERRIFIELD RODNEY B	\$2,941.10	3
POWELL J C	\$2,924.00	2
KAUFMAN KEVIN S	\$2,891.66	3
GUSTKE CYNTHIA S PLLC	\$2,880.53	5
LOPEZ GINA M	\$2,877.55	5
WEST & JONES	\$2,848.80	1
FOX DEBRA M	\$2,845.15	1
BARTON JEFFREY L	\$2,813.00	1
ELING SHERRY S	\$2,805.00	3
HAUGHT TIMOTHY E	\$2,799.00	7
ALLIANCE BEHAVIORAL SERVICES INC	\$2,750.00	4
RONCAGLIONE CARL J JR	\$2,739.92	8
GREINER CATHY L	\$2,688.63	4
SANDOVAL GILBERT	\$2,659.40	2
DENNIS A MARIKIS PHD INC	\$2,647.55	1
WYATT W JOSEPH	\$2,600.00	1
AHAVA GLENN WOLFNER	\$2,600.00	2

**WEST VIRGINIA PUBLIC DEFENDER SERVICES
 APPOINTED COUNSEL FEES & EXPENSES PAID
 FISCAL YEAR 2001
 DESCENDING ORDER BY TOTAL \$**

PAYEE	TOTAL \$	CLAIMS COUNT
FREMOUW WILLIAM J	\$2,600.00	3
BEVERIDGE BRENT E	\$2,562.50	20
DITRAPANO BARRETT & DIPIERO	\$2,548.82	1
LONG J FRANKLIN	\$2,511.08	8
WILSON & SHIELDS LC	\$2,451.50	22
NEESE LETITIA A	\$2,413.30	4
TORSNEY JACK R JR	\$2,410.00	4
WHEATON KEITH LEWIS	\$2,408.58	4
FAIRMONT CLINIC	\$2,400.00	1
HOLUB KAREN S	\$2,389.30	2
BURCHAM JEFFREY G	\$2,363.50	2
JAMES RICHARD L	\$2,335.89	3
WALKER VIRGIL VERN JR	\$2,326.24	5
TAYLOR & JAMES PLLC	\$2,296.93	3
FAMILY SERVICE OF KANAWHA VALLEY	\$2,282.56	5
JACOVETTY GERALD G JR LC	\$2,277.31	4
BALLO JOSEPH M MD	\$2,250.00	1
VERONEN LOIS J	\$2,187.32	1
R H INVESTIGATORS & SECURITY INC	\$2,158.61	1
HARRIS ENTERPRISES LLC	\$2,137.50	2
STAFFORD REBECCA L	\$2,137.00	1
PSYCHOLOGICAL CONSULTING INC	\$2,125.00	5
BOONES DETECTIVE AGENCY	\$2,116.80	5
GRAFTON JOHN A	\$2,105.84	3
LAW ROY D	\$2,086.70	5
LAW OFFICE OF BRUCE M WHITE LC	\$2,082.22	1
SAXE SUSAN B	\$2,064.46	1
TUCKER RON L	\$2,053.20	2
SCOTT JOHN A	\$2,014.00	7
LAURITA TERRY	\$2,012.50	1
A+ LAW CLINIC LLC	\$1,972.50	5
GRIFFITH & KIRKPATRICK	\$1,953.23	9
BLANKENSHIP JAMES C III	\$1,950.50	4
MORGAN RONALD R II	\$1,946.50	1
LINDA NELSON GARRETT PLLC	\$1,934.19	4
SOS SERVICES INC	\$1,917.76	1
MCKINNEY SHERMAN P	\$1,914.83	2
PATTERSON THOMAS K	\$1,913.00	4
JESSER LAW FIRM PLLC	\$1,903.00	2
CZARNIK R THOMAS	\$1,900.36	1
CAMPBELL & TURKALY	\$1,839.88	1
RONNING PALMER & TITUS	\$1,811.42	3
KRPAN JOHN WILLIAM	\$1,810.56	1
TECHNICAL ADVISORY SERVICE INC	\$1,775.00	2
BECKNER RICHARD A	\$1,747.90	6
WILLIAMS SHEILA KAE	\$1,735.00	2

**WEST VIRGINIA PUBLIC DEFENDER SERVICES
 APPOINTED COUNSEL FEES & EXPENSES PAID
 FISCAL YEAR 2001
 DESCENDING ORDER BY TOTAL \$**

PAYEE	TOTAL \$	CLAIMS COUNT
BUZZO BILL J JR	\$1,687.78	3
BRAMS & ARNOLD	\$1,687.50	1
ROBERTS RONALD G	\$1,667.35	2
KRIEG FRED JAY PHD & ASSOCIATES PLLC	\$1,650.00	3
COCHRAN A YME A	\$1,647.80	2
VALENTINE JAMES N	\$1,629.70	1
HUGHART KEVIN W	\$1,615.74	6
KRETZMER STEVEN E	\$1,603.84	1
TOMAN LESLIE L MAZE	\$1,598.50	4
SPECIAL SERVICES BUREAU INC	\$1,529.96	3
VAUGHAN F MALCOLM PLLC	\$1,529.00	2
HUMBERSON DON A	\$1,510.04	5
BRIA LAWRENCE S	\$1,492.00	3
HARLESS & MOFFATT PLLC	\$1,474.50	7
ROSE JOAN A	\$1,428.70	3
JOHNSON DIANA L	\$1,423.50	8
HAINES RALPH W	\$1,422.50	7
MOUNTAIN STATE PSYCHOLOGICAL SERVICES PLLC	\$1,400.00	2
PATTERSON GARY ALAN	\$1,398.40	1
LOCKWOOD DAVID JAY	\$1,387.50	3
LEGAL TEMPORARY SERVICES CORPORATION	\$1,370.00	1
WARNER LAW OFFICES PLLC	\$1,340.50	4
MILLER RANDY K	\$1,338.00	1
STOVER WILLIAM D	\$1,320.00	7
PROBE INTERNATIONAL ENTERPRISES LLC	\$1,311.02	2
FRANKOVITCH ANETAKIS COLANTONIO & SIMON	\$1,300.38	3
SMITH CLAUDE S III	\$1,296.00	3
TSIKALAS JAMES M	\$1,250.30	1
ROSE PADDEN & PETTY LC	\$1,250.00	13
WOLFE HAROLD B III	\$1,249.00	1
CHARNOCK & CHARNOCK	\$1,213.00	4
MELLEN PAUL F MD	\$1,200.00	1
CLAY PAUL O JR	\$1,198.74	1
POWELL ERIC K	\$1,171.50	1
CODDINGTON & ASSOCIATES INC	\$1,165.00	2
CARSKADON JAMES E	\$1,144.64	3
YOUNG MORGAN & CANN	\$1,140.72	2
STARCHER HEATHER LEA	\$1,113.00	3
CONRAD LARRY J	\$1,109.35	9
HUSSELL LAW OFFICE LC	\$1,103.58	11
WATKINS JAMES O JR	\$1,095.00	9
MEDAGLIO ELLEN L	\$1,083.76	4
COWDER CHERIE	\$1,075.00	2
EHRlich APRIL J	\$1,043.35	1
PRESTERA CENTER FOR MENTAL HEALTH SERVICES	\$1,041.50	2
MASON EILEEN	\$1,038.62	2

**WEST VIRGINIA PUBLIC DEFENDER SERVICES
 APPOINTED COUNSEL FEES & EXPENSES PAID
 FISCAL YEAR 2001
 DESCENDING ORDER BY TOTAL \$**

PAYEE	TOTAL \$	CLAIMS COUNT
SHUMATE JOHN H JR	\$1,029.35	1
DAMM JOHN EDWARD ED	\$1,025.00	1
CARTE GENE JR	\$1,020.00	1
RAGUS COMPUTERIZED POLYGRAPH INC	\$1,000.00	2
SNYDER DONALD MARK	\$999.50	2
LUNSFORD WILLIAM G	\$996.25	4
MILLER JACK L	\$952.88	1
PATHWAYS PSYCHOLOGICAL CENTER	\$950.00	2
GRIFFITH BOYCE	\$940.00	10
BLOOM CAROLE A	\$936.50	1
MUSSER & MCARDLE LC	\$930.70	1
PEARSE RONALD D ED D	\$915.00	4
THE LAW OFFICE OF THOMAS G STEELE	\$911.25	1
LOSCH LARRY E	\$900.00	1
LABORATORY CORP OF AMERICA HOLDINGS	\$900.00	1
HALL JEANNE S	\$897.05	2
WORTHINGTON CENTER INC	\$887.50	2
MICHAEL GREGORY C	\$883.80	3
BONHAM LARRY	\$877.50	4
CHESLOCK TERRI R	\$870.10	1
SKAGGS NANCY S	\$857.14	2
TINDER REBECCA M	\$852.87	2
SENS MARY ANN	\$850.00	1
RODIN HAROLD F	\$835.00	2
LONGMORE-GABLE MARY	\$825.00	1
BAKER LYNDE G	\$820.05	2
DUES THEODORE R JR LC	\$786.00	2
QUIN CURTIS CENTER	\$782.24	1
CASTO INVESTIGATIONS INC	\$754.75	1
COOKE CONNIE L	\$750.75	1
BEHAVIORAL SCIENCE ASSOCIATES INC	\$750.00	1
NIBERT DAVID W	\$745.50	2
FORDHAM GEORGE F JR	\$733.20	1
OHIO VALLEY PSYCHOLOGY GROUP	\$720.00	1
BOOTH & MCCARTHY	\$712.50	1
IAQUINTA KATHLEEN A	\$709.50	3
BLAKE KENNETH W	\$708.00	2
BERRY KESSLER CRUTCHFIELD & TAYLOR	\$661.72	7
RUMORA RONALD J	\$639.50	1
KARR JO ELLEN	\$635.25	1
KAWASH JANET N	\$615.86	1
ESTEP C PAUL	\$615.00	5
COTTRELL PATRICK L	\$609.15	3
GODFREY ROBIN L	\$581.50	2
BLIZZARD GEORGE DANIEL II	\$573.50	1
VANHORN & VANHORN INC	\$552.73	1

**WEST VIRGINIA PUBLIC DEFENDER SERVICES
 APPOINTED COUNSEL FEES & EXPENSES PAID
 FISCAL YEAR 2001
 DESCENDING ORDER BY TOTAL \$**

PAYEE	TOTAL \$	CLAIMS COUNT
ACCURATE REPORTING SERVICE INC	\$542.75	1
PULLIAM WILLIAM CASSEL	\$536.00	3
TAYLOR JENNIFER P	\$535.50	4
BLAKE GEORGE	\$533.04	1
BERRY RAY ANDREW	\$528.55	1
WEXLER BRIAN	\$525.00	1
SMITH MICHAEL CLAY	\$517.38	4
CHARLESTON REPORTING SERVICES INC	\$514.00	1
CONRAD ERWIN L	\$514.00	1
JOHNSON TERESA A	\$500.00	2
HAMLET MURRAY P	\$500.00	1
PARKER BARBARA JUNE MA	\$500.00	1
WV YOUTH ADVOCATE PROGRAM	\$495.00	1
O'BRIEN ROBERT J	\$494.96	5
POLING LECKTA L	\$493.72	1
HITE HELEN	\$475.95	1
NULL GREGORY B	\$470.42	1
KAHLE GAIL W	\$469.50	1
H P WHITE LABORATORY INC	\$455.00	1
KRAMERS PHOTO SUPPLY INC	\$453.68	1
DUNN RALPH	\$447.03	1
DRAKE DONNA LYNN	\$433.94	1
MORRIS ROBERT M	\$426.50	2
KESNER KESNER & BRAMBLE	\$421.00	1
WILSON DENZIL	\$407.92	1
SMITH & VAN BIBBER	\$378.11	1
PSYCHOLOGICAL ASSOC OF LOGAN INC	\$375.00	1
LEWIS GLASSER CASEY & ROLLINS LLP	\$373.00	1
DIAMOND BILLY A JR	\$370.75	1
NESSSEL KERRY A	\$356.90	1
PADEN NELSON	\$355.00	1
ANGOTTI & STRAFACE LC	\$354.00	2
HALL TERESA D	\$350.00	3
PRICE DONNA MS	\$345.48	1
ANDRE ROBERT J III	\$342.50	2
ARONSON FINEMAN & DAVIS CO LPA	\$324.00	1
LEVIN MARTIN	\$312.50	1
WILLIAMS JAMES E	\$310.00	1
CRANSTON EDWARDS & ROLLO PLLC	\$305.50	1
JOHNSON ROY L	\$300.30	1
PATHOLOGY ASSOCIATES LTD	\$300.00	1
GODBY FRANKLIN DONALD	\$292.80	1
BOGARAD SHARON N	\$286.82	1
ADAMS & FISHER	\$270.00	1
ALLDRIDGE SUSAN E	\$267.50	1
AVIS WITTEN & WANDLING LC	\$260.00	1

**WEST VIRGINIA PUBLIC DEFENDER SERVICES
 APPOINTED COUNSEL FEES & EXPENSES PAID
 FISCAL YEAR 2001
 DESCENDING ORDER BY TOTAL \$**

PAYEE	TOTAL \$	CLAIMS COUNT
KHAN TASNEEM Q	\$257.50	3
WILLIAM BREZINSKI LLC	\$250.00	1
BILLINGS JAMES B	\$241.48	2
HUFFMAN J EDWARD	\$240.00	1
RICCARDI & LUTZ PLLC	\$229.00	1
FUNARI RALPH	\$226.00	1
UNITED SUMMIT CENTER INC	\$225.00	1
LEGAL EAGLE DELIVERY	\$224.00	1
JOHNNY JACKSON & ASSOCIATES	\$217.05	1
SPARACINO ANTHONY J JR	\$217.00	1
BRAMBLE REPORTING	\$212.50	1
HEAVENS CHRISTOPHER J	\$211.98	2
JACOBS G PATRICK LC	\$207.00	1
RILEY & COOKMAN PLLC	\$203.77	1
SENECA HEALTH SERVICES	\$200.00	1
EADES EVONNE RENEE	\$188.00	1
DAISEY RICHARD B	\$184.80	1
LINGER JERRY N JR	\$165.00	1
VAN BIBBER GARY WAYNE	\$160.42	2
SCHARMAN ELIZABETH J	\$150.00	1
WEBSTER JANICE S	\$138.60	1
THOMAS JOHN ROBERT JR	\$138.16	1
HOOVER RANDY D	\$135.50	1
BAKER REBECCA L	\$134.00	2
PULLIN KNOFF FOWLER & FLANAGAN	\$127.50	1
WEHNER LAW OFFICES	\$114.50	1
BROWN CAROLYN S	\$108.50	1
BROWN RONALD R	\$97.50	1
EINREINHOFFER JOHN	\$92.50	1
CURNUTTE SCOTT A	\$44.50	1
TOTALS	\$14,763,083.93	24,534

INDEX

APPENDIX

Average Costs by Primary Charge, Alphabetical Order	47
Average Costs by Primary Charge, Descending Order by Average	50
Appointed Counsel Fees and Expenses Paid, by Payee (Alphabetical Order)	53
Appointed Counsel Fees and Expenses Paid, by Payee (descending order by total paid)	72
Appointed Counsel Claims, by Case Type:	
Chart	15
Summary	16
Detail	17
Appointed Counsel Direct Expense Claims, by Case Type:	
Chart	37
Summary	38
Detail	39
Appointed Counsel Expenses (including Direct Expenses), by Case Type:	
Chart	31
Summary	32
Detail	33
Appointed Counsel Fees, by Case Type:	
Chart	25
Summary	26
Detail	27
Appointed Counsel Hours, by Case Type:	
Chart	20
Summary	21
Detail	22
Appointed Counsel Hours Paid, In-Court and Out-of-Court, by Case Type:	
Chart	42
Summary	43
Detail	44
Average Cost, by Case Type:	
Summary	7
Detail	8
Average Cost by Primary Charge, In Descending Order by Total Dollar Spent	12
Statistical Summary	1
Summary of Dollars Spent: Chart of Appointed Counsel Fee and Expenses	2
Summary Report of Appointed Counsel Hours/Fees/Expenses, by Case Type:	
Summary	3
Detail	4