

Public Defender Services

Annual Report

2
0
1
8



Table of Contents

Annual Report - FY18 - Cover	1
Table of Contents	
EXECUTIVE DIRECTOR'S PAGE	3
Executive Summary - Cover	5
FY18 - Infographic	6
AC PDC Summary Reports	7
Agency Information - Cover	11
Agency Directory	12
ORGANIZATIONAL CHART	13
Employee Activities	14
FY18 - Historical Organization Overview	17
Summary of Accounts FY 2018	25
Division Reports - Cover	29
Division Reports	30
Appendix A - Cover	41
FY18 - Consolidated AC Reports	42
Appendix B - Cover	101
PDCs, Map, Board of Directors	102
FY18 - PDC Funding	105
FY18 - PDC Reports	106
PDC Narratives	110
Appendix C - Cover	161
PDC/AC Comparisons	162
Appendix D - Cover	183
FY18 - Fees & Expenses (In Descending \$\$ Order)	184
FY18 - Fees & Expenses (In Alphabetical Order)	198
FY18 - Travel Time & Amount Paid	211
FY18 - Highest Compensated Report	228
Appendix E - Historical Overview - Cover	231
AC 3 Year Reports	232
FY2018 - PD/AC Historical Overview (to FY2012)	243

The Executive Director's Page



Public Defender Services submits its annual report for the State of West Virginia's fiscal year 2017 – 2018.

In this fiscal year, Public Defender Services processed the payments for the services of court-appointed counsel; distributed, managed, and audited the funding for the operation of the State's eighteen public defender corporations; represented clients in appeals to the State's highest court; and evaluated, continually, the system for the delivery of legal services to indigent clients. In other words, the agency fully engaged in the ordinary course of its business.

However, I am proud to highlight the accomplishments of the agency's personnel that were above and beyond the ordinary course of business. The agency's Criminal Law Research Center, through an elaborate network of attorneys from various public defender corporations, published on the agency's website a "Motions Bank" that contains material available for use by all criminal defense lawyers during the pretrial, trial, and post-conviction phases of a criminal proceeding. The extensive "bank" of documents, spanning from the reduction of bail to an omnibus discovery motion to a motion for stay of execution of sentence, provides a platform from which any attorney appointed to a criminal matter can launch or maintain a defense. The agency's Criminal Law Research Center, together with its Appellate Advocacy Division, published on the agency's website a seventh edition of jury instructions for the trial of a criminal matter, replacing model instructions from a decade ago. An attorney's burden in preparing for a criminal trial should be substantially lessened with the thoroughly researched model instructions. The agency's Public Defender Corporation Resource Center worked with the various public defender corporations to obtain external grants for the employment of recovery coaches, enabling public defenders to not only resolve the client's legal issues, but the client's treatment needs as well. The agency hopes to expand this holistic representation of clients with substance abuse disorders statewide and, in this manner, to do its part in resolving the opioid crisis.

Despite these efforts to assist counsel in the representation of their clients, the agency continues to be mired in the investigation of counsel for over-billing. The Office of Disciplinary Counsel initiated almost a hundred complaints requiring the agency's cooperation. Criminal investigations of several attorneys continue. And the frustration mounts that the sins of a few attorneys adversely affect the public's perceptions of the greater percentage of attorneys honestly providing zealous and effective representation on a daily basis at an inadequate rate of compensation. And, of course, the agency remains unable to remove the many barriers to an increase in the rates of compensation for court-appointed counsel.

So, in the forthcoming year, the agency will continue to conduct its ordinary course of business while always striving to achieve the extraordinary.

Respectfully,

Dana F. Eddy
Executive Director
Public Defender Services

[Page Intentionally Left Blank]

Executive Summary



Dana Eddy participates in a moot court session held at the WV Supreme Court

Indigent Defense in West Virginia – FY 2018 Infographic
Appointed Counsel Summary
Public Defender Corporation Summary
Total Indigent Defense Expenditures
Appointed Counsel Summary (3 Year Summary)

Indigent Defense in West Virginia FY 2018

Appointed Counsel

Public Defender Corporations

28,370

Claims Paid



Cases Closed

34,958

\$22,596,275.98

Total Amount
Paid in Claims



Total
Disbursements

\$18,938,978.43

\$53.03

Average Cost

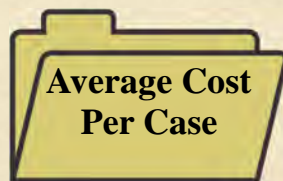


Per Hour

\$92.53[◇]

\$796.48

Average Cost
Per Case



\$541.76

◇ Average cost per hour for Public Defender Corporations is calculated by removing Administrative Time (i.e., all non-client related work, such as office administration and paid leave) and Drug Court Time. This provides a better indicator of the amount it costs for direct legal services to compare to Appointed Counsel. **If you include Administrative Time (65,155.00) and Drug Court Time (1,443.10), the average cost per hour for Public Defender Corporations is \$69.81**

**PUBLIC DEFENDER SERVICES
 STATISTICAL SUMMARY
 APPOINTED COUNSEL
 FISCAL YEAR 2018**

Total Amount Paid In Claims	\$22,596,275.98
Total Fees Paid to Counsel	\$20,505,995.08
Total Expenses Paid	\$2,090,280.90
Total Hours In-Court	66,555.65
Total Hours Out-Of-Court	359,539.21
Total Number of Hours Paid	426,094.86
Percent of Total Hours In-Court	15.62%
Percent of Total Hours Out-Of-Court	84.38%
Percent of Total Funds Paid Attributable To Fees	90.75%
Percent of Total Funds Paid Attributable To Expenses	9.25%
Average Total Cost Per Hour	\$53.03

Total Claims Paid	34,301	
Less: Supplemental Claims Paid ¹		(5,329)
Less: Direct Claims Paid		(602)
Total Claims Paid without Supplemental & Direct	28,370	

Comparative Analysis between All Claims and Claims Without Supplemental and Direct

	All Claims	W/O Supp & Dir.
Average Total Cost Per Claim	\$658.76	\$796.48
Average Counsel Fee Per Claim	\$597.82	\$722.81
Average Expenses Per Claim	\$60.94	\$73.68

1. In past years, "Supplemental Claims Paid" did not take into account the multiple vouchers paid in one child abuse and neglect proceeding. By taking such proceedings into consideration, the number for "Supplemental Claims Paid" will increase and the number for "Total Claims Paid without Supplemental & Direct" will necessarily decrease.

**PUBLIC DEFENDER SERVICES
 STATISTICAL SUMMARY
 PUBLIC DEFENDER CORPORATIONS
 FISCAL YEAR 2018**

Total Number of Cases Closed	34,958
Total Amount Disbursed to Corporations*	\$18,938,978.43
Average Total Cost Per Cases Closed	\$541.76

SUMMARY OF HOURS**	With Admin	Without Admin
Total In Court Hours Worked	56,962.30	56,962.30
Total Out of Court Hours Worked	147,725.50	147,725.50
Total Drug Court Hours Worked	1,443.10	1,443.10
Total Administrative Hours Worked	66,155.00	Not Considered

Total Number of Hours Worked during FY 2018	272,285.9	206,130.9
Average Total Cost Per Hour	69.56	91.88
Percent of Total In Court Hours	20.92%	27.63%
Percent of Total Out of Court Hours	54.25%	71.67%
Percent of Drug Court Hours Worked	0.53%	0.70%
Percent of Total Administrative Hours	24.30%	Not Considered

**Note: Total amount disbursed includes payments made on behalf of Corporations to audit providers, Office of Technology, State Auditor's Office, Legal Research Services, and other expenditures*

***Note: The Summary of Hours illustrates the difference in considering the total administration time reported by Public Defenders. These Administrative Hours include Holiday, Sick and Annual Leave hours paid to Corporation Attorneys. Moreover, it includes performance reviews as well as management of the facilities and personnel. It also includes time that cannot readily be allocated to a single case such as representing numerous clients on the same day in municipal court and peer reviewing files to ensure adequate legal representation by counsel.*

**PUBLIC DEFENDER SERVICES
 TOTAL INDIGENT DEFENSE EXPENDITURES -- FY 2018**

Circuit	APPOINTED COUNSEL	PUBLIC DEFENDER CORPS	TOTAL EXPENDITURES
1	1,349,907.84	1,107,812.07	2,457,719.91
2	283,305.75	471,288.80	754,594.55
3	461,330.60		461,330.60
4	824,776.52	1,357,636.92	2,182,413.44
5	1,009,605.38	928,479.79	1,938,085.17
6 & 24	1,614,726.15	1,777,445.04	3,392,171.19
7	441,847.42	654,190.09	1,096,037.51
8	314,748.70	405,371.95	720,120.65
9	1,449,075.44	939,755.93	2,388,831.37
10	1,118,573.62	1,311,912.07	2,430,485.69
11	453,604.06	603,460.66	1,057,064.72
12	270,509.40	548,897.52	819,406.92
13	1,966,740.71	3,116,818.14	5,083,558.85
14	1,211,452.27		1,211,452.27
15	595,619.71	1,023,582.07	1,619,201.78
16	870,482.79		870,482.79
17	1,135,549.08		1,135,549.08
18	327,005.73	394,983.95	721,989.68
19	636,381.55		636,381.55
20	598,955.21		598,955.21
21	505,342.02		505,342.02
22	672,517.60		672,517.60
23	1,090,202.85	2,669,684.16	3,759,887.01
25	657,756.75	763,903.23	1,421,659.98
26	473,663.97		473,663.97
27	579,034.65		579,034.65
28	218,556.75	320,270.38	538,827.13
29	793,269.29		793,269.29
30	461,059.38	543,485.66	1,004,545.04
31	210,674.79		210,674.79
Grand Total	22,596,275.98	18,938,978.43	41,535,254.41

**PUBLIC DEFENDER SERVICES
 THREE YEAR COMPARISON STATISTICAL SUMMARY
 APPOINTED COUNSEL**

	Fiscal Year 2018	Fiscal Year 2017	Fiscal Year 2016
Total Amount Paid In Claims	\$22,596,275.98	\$26,055,050.97	\$25,787,233.03
Total Fees Paid to Counsel	\$20,505,995.08	\$23,589,384.89	\$23,259,575.65
Total Expenses Paid	\$2,090,280.90	\$2,465,666.08	\$2,527,657.38
Total Hours In-Court	66,555.65	74,744.2	74,711.3
Total Hours Out-Of-Court	359,539.21	416,006.80	408,883.81
Total Number of Hours Paid	426,094.86	490,751.00	483,595.07
Percent of Total Hours In-Court	15.62%	15.23%	15.45%
Percent of Total Hours Out-Of-Court	84.38%	84.77%	84.55%
Percent of Total Funds Paid Attributable To Fees	90.75%	90.54%	90.20%
Percent of Total Funds Paid Attributable To Expenses	9.25%	9.46%	9.80%
Average Total Cost Per Hour	\$53.03	\$53.09	\$53.32
Total Claims Paid	34,301	37,504	36,728
Less: Supplemental Claims Paid	(5,329)	(6,374) ¹	(5,041)
Less: Direct Claims Paid	(602)	(686)	(933)
Total Claims Paid without Supplemental & Direct	28,370	30,444	30,754
Comparative Analysis between All Claims and Claims Without Supplemental and Direct			
Average Total Cost Per Claim	All Claims \$658.76 W/O Supp & Dir. \$796.48	All Claims \$694.73 W/O Supp & Dir. \$855.84	All Claims \$702.11 W/O Supp & Dir. \$838.50
Average Counsel Fee Per Claim	\$597.82	\$628.98	\$633.29
Average Expenses Per Claim	\$60.94	\$65.74	\$68.82

¹ In past years, "Supplemental Claims Paid" did not take into account the multiple vouchers paid in one child abuse and neglect proceeding. By taking such proceedings into consideration, the number for "Supplemental Claims Paid" will increase and the number for "Total Claims Paid without Supplemental & Direct" will necessarily decrease.

Agency Information



Santa & Tinsel VanSprinkles are ready to hear holiday wishes at the 1st Annual "Sit with Claus for the Cause" Fundraiser as part of the West Virginia State Employees Combined Campaign in support of the United Way

Agency Contact Information

Organizational Chart

Team Engagement & Agency Activities

Community Service

Special Events

Historical Overview

Financial Data

- **Summary of Appropriations, Expenditures, and Fund Balances**
- **Statement of Revenues, Expenditures, and Changes in Fund Balances**

Agency Contact Information

Dana F. Eddy

Donald L. Stennett

Betsy Chapman

Mark A. Doyle

Brenda K. Thompson

Jonathan Friley

One Players Club Drive, Suite 301
Charleston, WV 25311

Phone: (304) 558-3905

Fax: (304) 558-1098

Executive Director

Deputy Director, General Counsel

Assistant to General Counsel

Chief Financial Officer

Special Counsel

Chief Process Officer

Criminal Law Research Center

Pam Clark

Coordinator

Appellate Division

Crystal Walden

Matthew Brummond

Andrew Shumate

Vacant

Sarah Saul

Rhonda Ashworth

Director

Appellate Counsel

Appellate Counsel

Appellate Counsel

Paralegal

Secretary

**Public Defender Corporation
Resource Center**

Dana F. Eddy

Jonathan Friley

Stephanne Thornton

Lori Waller

Hannah Barton

Director

Administrator

Criminal Justice Specialist

Juvenile Resource Specialist

Assistant

Appointed Counsel Services

Dana F. Eddy

Heather Atkins

Kimberly Bennett

John Carney

Katya Ross

Jessica Hudnall

Director

Accounting Technician

Accounting Technician

Accounting Technician

Accounting Technician

Receptionist

Accounting & Auditing Division

Mark A. Doyle

Teresa Asbury

Lee Carper

Chief Financial Officer

OVS Auditor

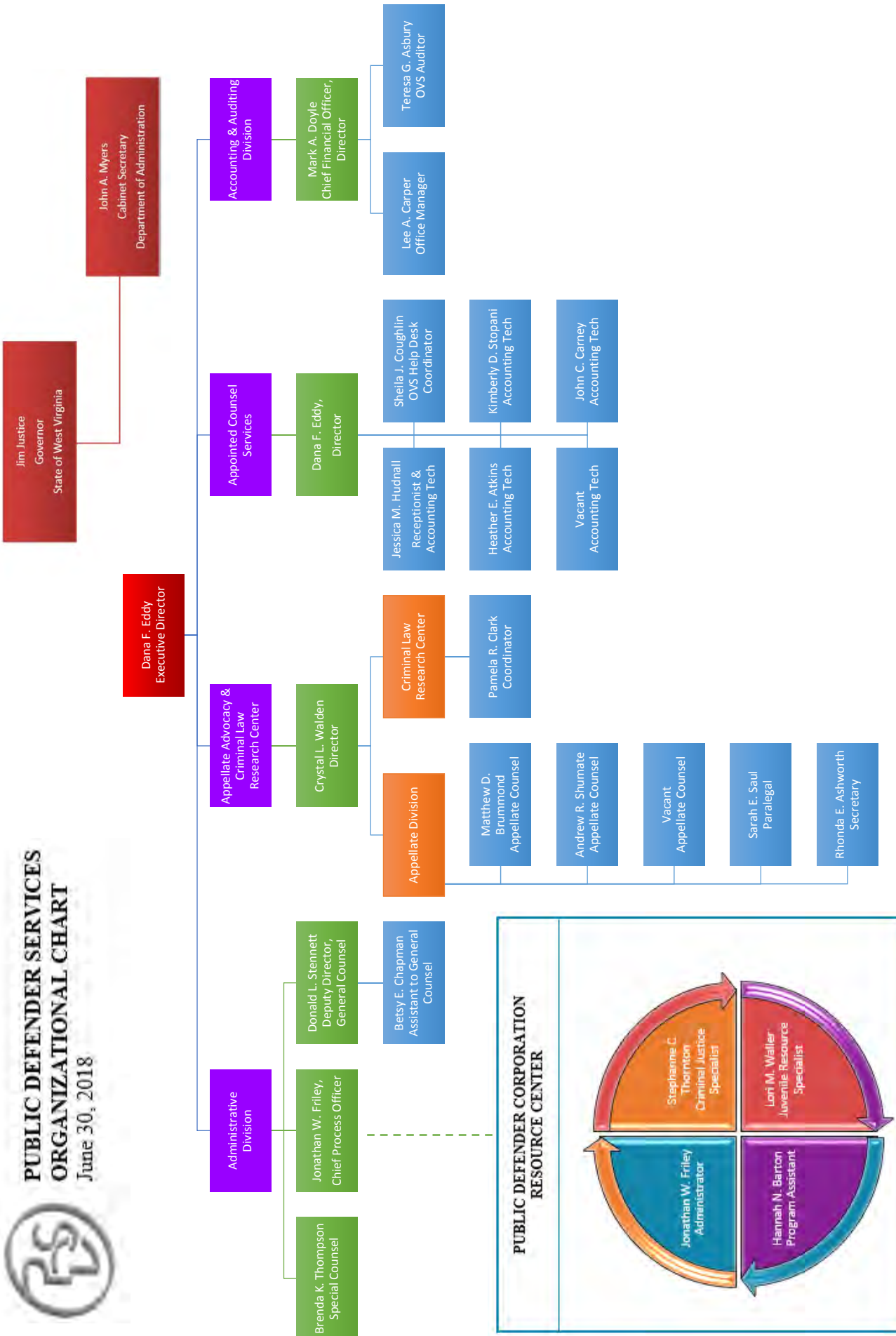
Office Manager

OVS Help Desk

Sheila Coughlin

Coordinator

PUBLIC DEFENDER SERVICES ORGANIZATIONAL CHART
June 30, 2018



Team Engagement & Agency Activities

Agencies, businesses, other organizations, and employees benefit from a workplace culture that encourages appreciation, recognition, and thinking outside the box. We hold various events through the year to celebrate achievements and build a more cohesive and engaged team. This year we tried something different: competition. As part of Public Employee Recognition Week, the “Cereal Killers” took on the “Cornflakes” in our first intra-office basketball game!



Lori Waller and Rhonda Ashworth encourage both teams at our basketball game



The Cereal Killers (Blue) & the Cornflakes (Orange) pose with the employee cheer section after a well-played (and exhausting) game.

Community Service & Special Events

We also value service to our community. Each year we collect donations for selected charities. This year, we chose Lakin Correctional Center & Mattie V. Lee as our holiday charities. For approximately two weeks, members of the office gathered basic and essential items such as underwear, laundry detergent, and toothbrushes, as well as coffee, healthy snacks, coloring books, activities, and other various pet supplies.

We also held the 1st Annual “Sit with Claus for the Cause” Fundraiser as part of the West Virginia State Employees Combined Campaign in support of the United Way.

Each year, state employees across West Virginia join together to help support others in their local communities through the state-sponsored West Virginia State Employees Combined Campaign (WVSECC). This campaign allows state employees the opportunity to contribute to the non-profit organizations of their choice or to contribute to the Community Impact Fund, which allows the United Way to use its discretion in the distribution of funds, based on need, to the many non-profit organizations in West Virginia which it supports.

United Way is a national network of locally governed organizations that work to create lasting positive changes in communities and people's lives. While local United Ways tackle issues based on local needs, common focus areas include helping children and youth; improving access to health care; promoting self-sufficiency and strengthening families.

United Way directly impacts our mission because they have provided funding to some of the public defender corporations (PDCs), allowing those PDCs to secure an in-house recovery coach. Recovery coaches serve as a supportive peer to adult criminal defendants charged with felonies, misdemeanors, and child abuse/neglect offenses. The peer recovery coach operates in a unique position of having lived through many of the similar experiences of our clients, but also has been able to attain sobriety and live in recovery as a restored citizen. The recovery coach makes referrals to treatment and counseling services to ensure that clients have treatment opportunities immediately upon release from incarceration, minimizing the risk of relapse and overdose death. The recovery coach also follows up with clients after they have completed treatment to offer additional support, so clients do not risk relapse and recidivism. The benefit of this project has been to address the treatment needs underlying legal charges so the recovery coach can offer substance use referrals to treatment and the public defenders can zealously provide legal representation



Sammi (daughter of PDS employee Kim Stopani) poses with Santa at the 1st Annual “Sit with Claus for the Cause” Fundraiser as part of the West Virginia State Employees Combined Campaign in support of the United Way.

PUBLIC DEFENDER SERVICES **Historical Overview**

1. The State of West Virginia’s Constitutional Obligation.

Over fifty years ago, the Supreme Court of the United States recognized that:

[R]eason and reflection require us to recognize that in our adversary system of criminal justice, any person haled into court, who is too poor to hire a lawyer, cannot be assured a fair trial unless counsel is provided for him. This seems to us to be an obvious truth. Governments, both state and federal, quite properly spend vast sums of money to establish machinery to try defendants accused of crime. Lawyers to prosecute are everywhere deemed essential to protect the public’s interest in an orderly society. ... The right of one charged with crime to counsel may not be deemed fundamental and essential to fair trials in some countries, but it is in ours. From the very beginning, our state and national constitutions and laws have laid great emphasis on procedural and substantive safeguards designed to assure fair trials before impartial tribunals in which every defendant stands equal before the law. This noble idea cannot be realized if the poor man charged with crime has to face his accusers without a lawyer to assist him.

Gideon v. Wainwright, 372 U.S. 335, 344, 83 S.Ct. 792 (1963). With this decision, the Supreme Court of the United States, through the Fourteenth Amendment, extended the Sixth Amendment guarantee of the assistance of counsel in criminal prosecutions to the states. Essentially, states had to provide counsel for persons who were too poor to pay for legal services when these persons were confronted with criminal charges or the loss of other important rights by reason of state action.

The Supreme Court of Appeals of West Virginia reaffirmed this constitutional mandate as follows:

“There can be no equal justice where the kind of trial a man gets depends on the amount of money he has. ...” *Griffin v. Illinois*, 351 U.S. 12, 76 S.Ct. 585, 100 L.Ed. 891 (1956). ... The state must, as a matter of equal protection, provide indigents with the basic tools for an adequate defense or appeal, when those tools are available for a price to others.

State v. England, 363 S.E.2d 725, 727 (W. Va. 1987). Accordingly, a defense must be provided to indigent defendants and the defense must include not only the services of the attorney, but the provision of other services and material, including the transcripts of proceedings. *Id.*

2. The Legislative Findings.

In 1981, the following was codified at W. Va. Code §29-21-1:

The Legislature finds and declares that in certain proceedings the state is required to provide high quality legal assistance to indigent persons who would be otherwise unable to afford adequate legal counsel; that providing legal representation to those who face an economic barrier to adequate legal counsel will serve the ends of justice in accordance with rights and privileges guaranteed to all citizens by the Constitution of the United States of America and the constitution of the state of West Virginia; that the availability of quality legal assistance reaffirms the faith of our citizens in our government of laws; that the present system which utilizes appointed counsel is not operating satisfactorily in some areas of this state and the Legislature is presently unable to determine what system or systems will provide the most efficient means for providing legal representation; that there is a need to explore alternative methods of delivering legal assistance, including the use of salaried public defenders complemented by private panel attorneys; that innovative programs and pilot projects as well as a continuation of the present appointed counsel system are necessary in separate areas of the state to provide information and experience upon which to base future legislative action.

The West Virginia Public Legal Services Council was then created “for the purpose of facilitating required legal representation of indigent persons”. W. Va. Code §29-21-3 (1981; superseded in 1989).

In 1989, the agency was renamed as Public Defender Services and was charged as follows:

The agency shall have as its principal purpose the development and improvement of programs by which the state provides legal representation to indigent persons.

W. Va. Code §29-21-4. This remains the agency’s charge.

PUBLIC DEFENDER SERVICES

An Organizational Overview

VISION: *“There can be no equal justice where the kind of trial a man gets depends on the amount of money he has.” Griffin v. Illinois, 351 U.S. 12 (1956)*

MISSION STATEMENT: To fulfill the State of West Virginia’s constitutional obligation to provide quality legal assistance to persons who otherwise could not afford legal counsel in proceedings in which the person’s liberty interests are at stake.

ORGANIZATIONAL STRUCTURE:

Public Defender Services is within the Department of Administration for the State of West Virginia. The chief administrative officer is the Executive Director, who is appointed by the governor.

In addition to its administrative staff, the agency has five divisions.

The Accounting and Auditing Division is charged with the following responsibilities:

The agency shall establish and the executive director or his or her designee shall operate an accounting and auditing division to require and monitor the compliance with this article by public defender corporations and other persons or entities receiving funding or compensation from the agency. The accounting and auditing division shall review all plans and proposals for grants and contracts and shall make a recommendation of approval or disapproval to the executive director. The accounting and auditing division shall prepare, or cause to be prepared, reports concerning the evaluation, inspection or monitoring of public defender corporations and other grantees, contractors, persons or entities receiving financial assistance under this article and shall further carry out the agency's responsibilities for records and reports as set forth in section eighteen of this article. The accounting and auditing division shall require each public defender corporation to submit financial statements monthly and to report monthly on the billable and nonbillable time of its professional employees, including time used in administration of the respective offices, so as to compare the time to similar time expended in nonpublic law offices for similar activities. The accounting and auditing division shall provide to the executive director assistance in the fiscal administration of all of the agency's divisions. This assistance shall include, but not be limited to, budget preparation and statistical analysis.

W. Va. Code §29-21-6(d).

The Criminal Law Research Center is another division of the agency and has the following statutory charge:

- (1) Undertake research, studies and analyses and act as a central repository, clearinghouse and disseminator of research materials;
- (2) Prepare and distribute a criminal law manual and other materials and establish and implement standard and specialized training programs for attorneys practicing criminal law;
- (3) Provide and coordinate continuing legal education programs and services for attorneys practicing criminal law; and
- (4) Prepare, supplement and disseminate indices and digests of decisions of the West Virginia supreme court of appeals and other courts, statutes and other legal authorities relating to criminal law.

W. Va. Code §29-21-7.

The agency's third division, the Appellate Advocacy Division is established as follows:

The agency shall establish and the executive director or his or her designee shall operate an appellate advocacy division for the purpose of prosecuting litigation on behalf of eligible clients in the Supreme Court of Appeals. The executive director or his or her designee shall be the director of the appellate advocacy division. The appellate advocacy division shall represent eligible clients upon appointment by the circuit courts or by the Supreme Court of Appeals. The division may, however, refuse the appointments due to a conflict of interest or if the executive director has determined the existing caseload cannot be increased without jeopardizing the appellate division's ability to provide effective representation. In order to effectively and efficiently use the resources of the appellate division, the executive director may restrict the provision of appellate representation to certain types of cases. The executive director may select and employ staff attorneys to perform the duties prescribed by this subsection. The appellate division shall maintain records of representation of eligible clients for record purposes only.

W. Va. Code §29-21-6(e).

The agency's fourth division, the Appointed Counsel Services Division, contains the voucher processing staff that processes for payment the vouchers which are submitted by private attorneys who accept appointments in eligible proceedings, which are defined as follows:

Criminal charges which may result in incarceration; juvenile proceedings; proceedings to revoke parole or probation if the revocation may result in incarceration; contempt of court; child abuse and neglect proceedings which may result in a termination of

parental rights; mental hygiene commitment proceedings; extradition proceedings; proceedings which are ancillary to an eligible proceeding, including, but not limited to, proceedings to enhance sentences brought pursuant to sections eighteen and nineteen, article eleven, chapter sixty-one of this code, forfeiture proceedings brought pursuant to article seven, chapter sixty-a of this code, and proceedings brought to obtain extraordinary remedies; and appeals from or post-conviction challenges to the final judgment in an eligible proceeding. Legal representation provided pursuant to the provisions of this article is limited to the court system of the state of West Virginia, but does not include representation in municipal courts unless the accused is at risk of incarceration

W. Va. Code §29-21-2(2). A “help desk” is also part of the division and is designed to assist attorneys with the preparation of vouchers.

The agency’s fifth division is the Public Defender Corporation Resource Center, which is dedicated to providing services to the administrators of, and attorneys within, the eighteen public defender corporations operating throughout the state. The Center is a recognition that not every public defender corporation can support or fund certain positions critical to the representation of a client. Also, the Center is a recognition that the corporations, while separate entities, must maintain uniform systems centralized within the agency in order to maximize the funding made available through legislative appropriation. Accordingly, the Center houses a criminal justice specialist, a juvenile resource specialist, an administrator, and a program assistant.

In addition to the agency’s divisions, the statutory framework for the agency includes two additional entities.

Indigent Defense Commission.

The first is the Indigent Defense Commission. Specifically,

- (a) There is hereby established the Indigent Defense Commission to provide assistance to Public Defender Services with regard to the general policies and procedures of the agency, including, but not limited to, the opening, closing or merging of public defender offices throughout the state and the establishment of performance measures for the qualitative review of indigent defense.
- (b) In order to demonstrate a collaborative approach to solving criminal justice problems, the commission shall consist of the Executive Director of Public Defender Services, who shall serve as chair, and the following members appointed by the Governor:

- (1) One former or retired circuit judge;
 - (2) Three lawyers, one from each congressional district, who have significant experience in the defense of criminal cases or have demonstrated a strong commitment to quality representation of indigent defendants;
 - (3) One current chief public defender; [...],
 - (4) One nonlawyer with a demonstrated commitment to providing legal services to the indigent;
 - (5) One person who is a member of an organization that advocates on behalf of people with mental illness and developmental disabilities; and
 - (6) One attorney with significant experience in the defense of juvenile delinquency and abuse and neglect cases.
- (c) The commission shall meet at the times and places specified by the call of the chair: Provided, That the commission shall meet no less than four times each year. Members shall serve without compensation but may receive reimbursement of actual and necessary expenses for each day or portion thereof engaged in this discharge of official duties in a manner consistent with the guidelines of the Travel Management Office of the Department of Administration.
- ...
- (f) The commission has the following powers and duties:
- (1) To develop standards regarding the qualifications and training for public defenders, assistant public defenders and staff;
 - (2) To explore opportunities related to the training of appointed panel attorneys;
 - (3) To evaluate, on an annual basis, the compensation and caseloads of public defenders and appointed panel attorneys;
 - (4) To develop standards for providing and compensating expert witnesses, investigators and other persons who provide services related to legal representation under this article;

- (5) To study, monitor and evaluate existing standards for determining eligibility for legal representation under section sixteen of this article;
- (6) To study the feasibility and need of creating additional public defender corporations, the activation of public defender corporations and the formation of multicircuit or regional public defender corporations in accordance with the provisions of section eight of this article;
- (7) To study the potential for the dissolution of public defender corporations;
- (8) To study, monitor, evaluate and make recommendations regarding the training, experience and background necessary for a public defender or panel attorney to competently represent indigent defendants in capital cases; and
- (9) To monitor and make recommendations regarding the following activities of the board of directors of each public defender corporation receiving funding pursuant to this article:
 - (A) The appointment of the public defender and any assistant public defenders pursuant to subdivision (1), subsection (c), section fifteen of this article;
 - (B) The fixing of professional and clerical salaries pursuant to subdivision (2), subsection (c), section fifteen of this article; and
 - (C) The removal of any public defender, assistant public defender or other employee for misfeasance, malfeasance or nonfeasance pursuant to subdivision (3), subsection (c), section fifteen of this article.

W. Va. Code §29-21-3b.

Public Defender Corporations.

The second entity is the public defender corporation, which, if active within a judicial circuit, is “to provide legal representation ... in accordance with the provisions” of the governing statute. W. Va. Code §29-21-8(a)(2).

For each public defender corporation, a board of directors is appointed. The chairperson of the board is appointed by the governor. One to two members for each county in the judicial circuit are appointed by the county commission. One to two additional members are appointed by each county bar association within the judicial circuit. The board selects a “chief” public defender who is then responsible for the delivery of legal services by the corporation. Unless inconsistent with the governing statute, the provisions of the state’s nonprofit corporate laws govern the public defender corporations.



Construction begins on The Justice Center, our in-house learning studio to be completed in FY 2019.

WEST VIRGINIA PUBLIC DEFENDER SERVICES
SUMMARY OF APPROPRIATIONS, EXPENDITURES, AND FUND BALANCES BY ACTIVITY FOR THE FUND 0226-2016-0221
FOR THE PERIOD JULY 1, 2017 - JUNE 30, 2018 (as of July 31, 2018)

	00100	09900	13000	35200	78800	91300	TOTAL
TOTAL APPROPRIATIONS							
2018 APPROPRIATIONS	\$ 1,322,946.00	\$ 314,700.00	\$ 11,165.00	\$ 19,198,028.00	\$ 10,723,115.00	\$ 9,594.00	\$ 31,579,548.00
Transfer from 35200 to 78800				(190,000.00)			\$ 190,000.00
SUPP APPROP (rec 3/01/2018)					\$ 15,300,000.00		\$ 15,300,000.00
REAPPROPRIATIONS					\$ 56,817.86		\$ 56,817.86
TOTAL FUND APPROPRIATIONS	\$ 1,322,946.00	\$ 314,700.00	\$ 11,165.00	\$ 19,008,028.00	\$ 26,269,932.86	\$ 9,594.00	\$ 46,936,365.86
TOTAL EXPENDITURES							
PERSONAL SERVICES & BENEFITS							
1200 Personal Services	\$ 911,043.30	\$ -	\$ -	\$ 136,150.86	\$ -	\$ -	\$ 1,047,194.16
1201 Temporary	\$ 17,835.20	\$ -	\$ -	\$ -	\$ -	\$ -	\$ 17,835.20
1203 Overtime	\$ -	\$ -	\$ -	\$ -	\$ -	\$ -	\$ -
1206 Annual Increment	\$ 12,757.06	\$ -	\$ -	\$ 180.00	\$ -	\$ -	\$ 12,937.06
2200 PEIA Fees	\$ 1,050.00	\$ -	\$ -	\$ -	\$ -	\$ -	\$ 1,050.00
2201 Personnel Fees	\$ 3,420.00	\$ 180.00	\$ -	\$ -	\$ -	\$ -	\$ 3,600.00
2202 FICA	\$ 68,468.85	\$ -	\$ -	\$ 9,719.15	\$ -	\$ -	\$ 78,188.00
2203 Public Empl Insurance	\$ 105,328.10	\$ -	\$ -	\$ 13,316.65	\$ -	\$ -	\$ 118,644.75
2205 Workers Comp	\$ 2,018.40	\$ -	\$ -	\$ 388.34	\$ -	\$ -	\$ 2,406.74
2206 Unemployment Compensation	\$ -	\$ -	\$ -	\$ -	\$ -	\$ -	\$ -
2207 Pension & Retirement	\$ 102,449.58	\$ -	\$ -	\$ 14,972.60	\$ -	\$ -	\$ 117,422.18
2208 PEIA-OPEB Contribution	\$ 41,595.00	\$ -	\$ -	\$ 3,495.75	\$ -	\$ -	\$ 45,090.75
TOTAL PERSONAL SERV & BENEFITS	\$ 1,265,965.49	\$ 180.00	\$ -	\$ 178,223.35	\$ -	\$ -	\$ 1,444,368.84
UNCLASSIFIED EXPENSES							
3200 Office Expense	\$ -	\$ 17,582.69	\$ -	\$ 416.77	\$ -	\$ -	\$ 17,999.46
3201 Printing & Binding	\$ -	\$ -	\$ -	\$ -	\$ -	\$ -	\$ -
3202 Rental Expense	\$ -	\$ 79,642.44	\$ 11,165.00	\$ 9,154.20	\$ -	\$ -	\$ 99,961.64
3204 Telecommunications	\$ -	\$ 1,502.79	\$ -	\$ 1,479.60	\$ -	\$ -	\$ 2,982.39
3205 Internet Service	\$ -	\$ -	\$ -	\$ 184.95	\$ -	\$ -	\$ 184.95
3206 Contractual & Professional	\$ -	\$ 6,853.33	\$ -	\$ 18,606,727.87	\$ 460,313.17	\$ -	\$ 19,073,894.37
3207 Professional Services	\$ -	\$ 4,530.50	\$ -	\$ 71,145.00	\$ -	\$ -	\$ 75,675.50
3208 Consultants and Consulting Fees	\$ -	\$ 320.69	\$ -	\$ -	\$ -	\$ -	\$ 320.69
3211 Travel Employee	\$ -	\$ 3,559.99	\$ -	\$ 3,579.00	\$ -	\$ -	\$ 7,138.99
3213 Computer Services Internal	\$ -	\$ 86,695.30	\$ -	\$ 50,085.66	\$ -	\$ -	\$ 136,780.96
3214 Computer Services External	\$ -	\$ 1,860.50	\$ -	\$ -	\$ -	\$ -	\$ 1,860.50

3216	Vehicle Rental	\$	-	\$	1,775.00	\$	-	\$	520.00	\$	-	\$	-	\$	-	\$	2,295.00
3217	Rental(Machine & Misc)	\$	-	\$	4,673.14	\$	-	\$	-	\$	-	\$	-	\$	-	\$	4,673.14
3218	Assoc Dues & Prof Memberships	\$	-	\$	2,250.00	\$	-	\$	889.00	\$	-	\$	-	\$	-	\$	3,139.00
3219	Fire, Auto, Bond & Other Insurance	\$	-	\$	2,770.00	\$	-	\$	-	\$	9,594.00	\$	-	\$	-	\$	12,364.00
3222	Supplies Household	\$	-	\$	-	\$	-	\$	-	\$	-	\$	-	\$	-	\$	-
3224	Advertising & Promotion	\$	-	\$	-	\$	-	\$	-	\$	-	\$	-	\$	-	\$	-
3229	Routine Mice Contracts/Warranties	\$	-	\$	1,909.50	\$	-	\$	-	\$	-	\$	-	\$	-	\$	1,909.50
3232	Cellular Charges	\$	-	\$	-	\$	-	\$	-	\$	-	\$	-	\$	-	\$	-
3233	Hospitality	\$	-	\$	34.91	\$	-	\$	1,020.17	\$	-	\$	-	\$	-	\$	1,055.08
3235	Energy Expense - Vehicle/Aircraft	\$	-	\$	-	\$	-	\$	-	\$	-	\$	-	\$	-	\$	-
3241	Miscellaneous	\$	-	\$	628.65	\$	-	\$	-	\$	-	\$	-	\$	-	\$	628.65
3242	Training & Development-In	\$	-	\$	275.00	\$	-	\$	52.98	\$	-	\$	-	\$	-	\$	327.98
3243	Training & Development-Out	\$	-	\$	1,590.00	\$	-	\$	200.00	\$	-	\$	-	\$	-	\$	1,790.00
3244	Postal	\$	-	\$	8,565.91	\$	-	\$	-	\$	-	\$	-	\$	-	\$	8,565.91
3245	Freight	\$	-	\$	288.71	\$	-	\$	-	\$	-	\$	-	\$	-	\$	288.71
3246	Supplies-Computer	\$	-	\$	-	\$	-	\$	-	\$	-	\$	-	\$	-	\$	-
3247	Software Licenses	\$	-	\$	809.25	\$	-	\$	13,874.92	\$	-	\$	-	\$	-	\$	14,684.17
3248	Computer Equipment	\$	-	\$	7,720.80	\$	-	\$	-	\$	-	\$	-	\$	-	\$	7,720.80
3249	Office EquipmentCurrent Exp	\$	-	\$	-	\$	-	\$	139.98	\$	-	\$	-	\$	-	\$	139.98
3250	Attorney Legal Service Payments	\$	-	\$	-	\$	-	\$	-	\$	23,750,240.12	\$	-	\$	-	\$	23,750,240.12
3251	Attorney Reimbursable Expense	\$	-	\$	-	\$	-	\$	-	\$	1,658,477.11	\$	-	\$	-	\$	1,658,477.11
3252	Miscellaneous Equipment Purchases	\$	-	\$	3,357.87	\$	-	\$	253.46	\$	-	\$	-	\$	-	\$	3,611.33
3267	Other Interest & Penalties	\$	-	\$	-	\$	-	\$	-	\$	712.11	\$	-	\$	-	\$	712.11
3272	PEIA Reserve Transfer	\$	-	\$	10,419.00	\$	-	\$	-	\$	-	\$	-	\$	-	\$	10,419.00
3293	Medical Service Payments	\$	-	\$	-	\$	-	\$	-	\$	342,782.34	\$	-	\$	-	\$	342,782.34
3324	State Treasurer's Office Fees	\$	-	\$	15.00	\$	-	\$	-	\$	-	\$	-	\$	-	\$	15.00
5208	Books & Periodicals	\$	-	\$	2,375.10	\$	-	\$	-	\$	-	\$	-	\$	-	\$	2,375.10
6100	Books & Periodicals	\$	-	\$	-	\$	-	\$	44.34	\$	-	\$	-	\$	-	\$	44.34
6106	Routine Maint of Grounds	\$	-	\$	184.95	\$	-	\$	-	\$	-	\$	-	\$	-	\$	184.95
7401	Building Improvement	\$	-	\$	-	\$	-	\$	138.18	\$	-	\$	-	\$	-	\$	138.18
7403	Leasehold Improvements	\$	-	\$	400.00	\$	-	\$	850.00	\$	-	\$	-	\$	-	\$	1,250.00
8203	Computer Software	\$	-	\$	-	\$	-	\$	-	\$	-	\$	-	\$	-	\$	-
TOTAL UNCLASSIFIED EXPENSES		\$	-	\$	252,591.02	\$	11,165.00	\$	18,760,756.08	\$	26,212,524.85	\$	9,594.00	\$	45,246,630.95		
TOTAL FUND EXPENDITURES		\$	1,265,965.49	\$	252,771.02	\$	11,165.00	\$	18,938,979.43	\$	26,212,524.85	\$	9,594.00	\$	46,690,999.79		
2018 ENDING FUND BALANCE		\$	56,980.51	\$	61,928.98	\$	-	\$	69,048.57	\$	590.15	\$	-	\$	188,548.21		

Public Defender Services
**Statement of Revenues, Expenditures,
 and Changes in Fund Balance**
 For the Period July 1, 2017 to June 30, 2018

2420-2018-0221

Fund Balance Beginning of Period July 1, 2017 **\$ 59,082.64**

REVENUES

Sales of Publications	\$	-
Continuing Legal Education	\$	56,350.29
DVD/VIDEO Sales (with CLE)	\$	-

TOTAL REVENUES **\$ 56,350.29**

EXPENDITURES

3200 Office Expense	\$	110.84
3206 Contractual Services	\$	520.26
3212 Travel Non Employee	\$	2,162.71
3216 Vehicle Rental	\$	400.00
3218 Assoc Dues & Prof Memberships	\$	500.00
3233 Hospitality	\$	26,798.45
3242 Training & Developemnet - In State	\$	877.85
3257 Awards	\$	743.75
3263 Bank Costs	\$	546.81
3324 State Treasurer's Office Fees	\$	71.43

TOTAL EXPENDITURES **\$ 32,732.10**

Revenues Over (Under) Expenditures **\$ 23,618.19**

Fund Balance, End of Period June 30, 2018 **\$ 82,700.83**

2421-2018-0221

Fund Balance Beginning of Period July 1, 2017 **\$ 24.00**

Add: Consumer Sales Tax Collections	\$0.00
Less: Remittance of Taxes	\$0.00

Fund Balance, End of Period June 30, 2018 **\$ 24.00**

[Page Intentionally Left Blank]

Division Reports



Alexis Agathocleous presents "Eyewitness Misidentification: Science-Based Litigation Strategies and Policy" at the 2018 Indigent Defense Conference

Voucher Processing

Public Defender Corporations

Public Defender Corporation Research Center (PDCRC)

Criminal Law Research Center

Appellate Advocacy Division

Indigent Defense Commission

DIVISION REPORTS

**AUDITING AND ACCOUNTING DIVISION:
 VOUCHER PROCESSING**

**FY 2018: Public Defender Services Vouchers Paid
 July 1, 2017 through June 30, 2018**

	Dollar Amount Paid	Number of Vouchers
July 2017	\$1,679,531.48	2,430
August 2017	\$2,693,386.98	4,150
September 2017	\$1,798,665.18	2,627
October 2017	\$1,787,144.82	2,778
November 2017	\$1,818,988.21	2,668
December 2017	\$1,784,046.60	2,760
January 2018	\$0.00	0
February 2018	\$0.00	0
March 2018	\$5,638,981.46	8,395
April 2018	\$1,226,501.66	1,701
May 2018	\$2,071,205.30	3,512
June 2018	\$2,100,487.92	3,349
TOTAL¹	\$22,598,939.61	34,370



Jessica Hudnall and Kim Stopani pose during an office event.

¹ This total reflects expenditures only and differs from other reports because it does not exclude reissued payments or deposits.

**AUDITING AND ACCOUNTING DIVISION:
 PUBLIC DEFENDER CORPORATIONS**

For FY 2018, there were eighteen public defender corporations serving nineteen judicial circuits (see subsequent table below). Although Public Defender Services establishes strategic objectives for the delivery of legal services to indigents in eligible proceedings, public defender corporations are not subordinate divisions of this agency. In essence, employees of the public defender corporations are neither employees of Public Defender Services nor employees of the State of West Virginia, but are employees of a specific non-profit organization governed by a board of directors appointed by the Governor, local bar associations, and county commissions.

**Summary of Activated Public Defender Corporations
 See W.Va. Code § 29-21-8**

Circuit	Fiscal Year	Office Locations
1 st	1990	Wheeling & Weirton
2 nd	Before 1991	Moundsville
4 th	2015	Parkersburg
5 th	1996	Ripley & Spencer
6 th & 24 th	1995	Huntington & Wayne
7 th	1991	Logan
8 th	1990	Welch
9 th	1991	Princeton
10 th	Before 1991	Beckley
11 th	2000	Lewisburg & Marlinton
12 th	1990	Fayetteville
13 th	1990	Charleston
15 th	1994	Clarksburg
18 th	2001	Kingwood
23 rd	Before 1991	Martinsburg & Charles Town
25 th	2000	Madison & Hamlin
28 th	Before 1991	Summersville
30 th	1990	Williamson

For FY 2018, Public Defender Services provided \$18,938,978.43 in funding to and on behalf of the Public Defender Corporations. In return, the Public Defender Corporations reported 272,285.9 attorney hours and 34,958 closed cases. This represents approximately \$69.56 per hour and \$541.76 per closed case. However, reducing the attorney time by the 66,155.00 hours reported as administrative time, the cost per hour increases to \$91.88² with no effect to the overall cost per case.

² This includes hours reported as drug court time (1,443.10), the cost per hour increases to \$92.53 when drug court time is removed.

PUBLIC DEFENDER CORPORATION RESEARCH CENTER

Public Defender Services (PDS) developed the Public Defender Corporation Resource Center (PDCRC) to serve public defender corporations across the state by utilizing specialists to assist attorneys in criminal defense advocacy. In addition to the resources and services available from the Appellate Advocacy Division, the following resources are available to attorneys and staff members of the Public Defender Corporations (PDCs): Mitigation and Alternative Sentencing Resources, Juvenile Resources, and Administrative, Personnel, & Technology Assistance and/or Consultation.

WHO WE ARE

Stephanne Thornton, our Criminal Justice specialist, is a licensed and clinically trained social worker and addictions counselor, as well as a Certified Clinical Trauma Professional and a Certified Sexual Offender Treatment Provider. She works with public defenders to help identify client issues, determine treatment options, create mitigation themes, recommend alternatives to incarceration, seek experts for assessment and testimony, interpret client treatment records, analyze relevant scientific research, and serve as a liaison to community programs serving the criminal offender population.

In addition to mitigation and sentencing advocacy, Stephanne explores external grant and private funding opportunities on behalf of public defender offices to fulfill their mission of zealous advocacy, particularly through sentencing advocacy.

Our Juvenile Resource Specialist, **Lori Waller**, is an attorney who has extensive education in clinical and forensic psychology. Lori provides assistance with legal research, legal motions and appeals, and specific research and resources related to the criminal defense of the juvenile, specifically focusing on juvenile justice and child abuse and neglect cases.

Lori has the honor of being one of the few practitioners in the country selected to participate in the Mid-Atlantic Juvenile Defender's Rural Ambassador Program, which provides intensive training in juvenile justice law.

Jonathan Friley, the PDC Administrator, is responsible for the overall health of the PDC system by ensuring compliance with funding contract conditions. In addition to his fiscal duties, Jonathan utilizes his leadership background, strong technology skills, and law degree to assist the PDCs with policy/procedure development and review, board engagement, employee and management training/coaching, leadership development, creation of best practices, and other administrative and personnel related matters.

ACTIVITIES

Fiscal Year 2018 was an eventful year for the PDCRC. We continued our PDC tour, visiting twelve offices. We met with the attorneys and support staff to learn about the local nuances unique to that specific office, including any challenges they face, and whether those stem from external practice issues or internal factors such as resources and location. The visit to Welch was particularly significant as it led to the eventual relocation of that office, making it the eighth office to relocate to proper office space in the last several years.

We also attended several local and national conferences. Stephanie attended the National Association for Public Defense (NAPD) “*We The Defender!* Investigator, Social Worker, and Sentencing Advocate Conference” in Denver and presented at the National Association of Social Workers’ (WV Chapter) Spring Continuing Education Conference in Charleston. She also attended the American Bar Association’s Interdisciplinary Parent Representation training and conference. In October, Stephanie hosted “What is Addiction? How Does Knowing Help Me Help My Clients?”, a webinar in the Practice Tools for Attorneys training series we began last year.

As reported in our Annual Report last year, Lori Waller had been selected to participate in National Juvenile Defender Center’s Rural Ambassadors Program. This year, she traveled to Georgetown Law School where she joined other leaders in juvenile law from across the country to begin the year-long training program. The Rural Ambassadors Program hopes to inspire enthusiastic, dedicated juvenile defenders in isolated areas to take a leadership role in improving the quality of juvenile defense in their respective counties and courthouses. In May, Lori also co-presented on the Role of Counsel at the Regional Rural Juvenile Training Immersion Program in Shepherdstown, WV, presented by the Kanawha County Public Defender and the Mid-Atlantic Juvenile Defender Center.

Jonathan Friley spent a week in Frankfurt, KY participating in the National Association for Public Defense’s Executive Leadership Institute (ELI) where he joined approximately 150 other defense leaders from around the country to tackle various issues we face. He remained after ELI concluded to participate in an intensive Train-the-Trainer workshop.

AVAILABLE RESOURCES & DIRECT ASSISTANCE

Indigent defense is an often-thankless profession that’s full of long hours and very limited resources. Although our funding structure limits the PDCRC’s direct assistance³ to Public Defender Corporations, we recognize the limitations practitioners face and make resources available to the greater-legal community whenever possible. **Many of the resources the agency creates, including the materials discussed in this section, are available on our website or on our blog⁴.**

This year, both Lori and Stephanie published blog posts discussing critical issues relevant to defense practice. Stephanie also issued two newsletters⁵ on mass incarceration and bail reform. Lori worked closely with several PDCs on critical issues to juvenile representation, including a minor’s right to refuse treatment, when the court may appoint a guardian for a minor, and juvenile competency.

Stephanie worked with an attorney in the 13th Judicial Circuit to develop a sentencing memorandum using a chaos map, one of the techniques she learned from the inaugural National Association for Public Defense (NAPD) Social Worker/Sentencing Advocate and Investigator Conference. Following her return from the NAPD conference, Stephanie compiled an

³ For a more comprehensive list of resources, see our brochure at <https://pds.wv.gov/Documents/PDCRC%20Outreach%20Brochure.pdf>

⁴ <https://pds.wv.gov/blog/>

⁵ <http://pds.wv.gov/Public-Defender-Corporations/Pages/Mitigation.aspx>

investigator resource guide notebook for use by the investigators in the 13th Circuit PDC based on materials made available on NAPD's website and at the conference.

Stephanne was able to meet with the grant-funded recovery coach in the 5th Circuit PDC to provide training and assistance on data collection. She also worked with the Chiefs in the 5th and 13th Circuit PDCs to apply for separate grants to continue the existing recovery coach position in the 5th and implement a resource coordinator position in the 13th, with both individuals working with public defender clients with substance use disorder and mental health conditions requiring treatment and support pre-adjudication.



Stephanne Thornton organizes the check-in station at the 2018 Indigent Defense Conference

CRIMINAL LAW RESEARCH CENTER

➤ *Defending the Rights of Your Intellectually Disabled Client*

Fairmont State University, Fairmont, WV

February 9, 2018

- Dr. Timothy Saar, Saar Psychological Group, PLLC;
- Ronni Sheets, Managing Deputy Public Defender, Public Defender Corporation for the 13th Judicial Circuit (Kanawha County);
- Stephanie Thornton, Criminal Justice Specialist, Public Defender Services;
- Crystal Walden, Director of Appellate Advocacy Division and CLRC, Public Defender Services

Twelve (12) attorneys attended this seminar, earning 6.6 credits of continuing legal education.

➤ *Defending Parents Charged with Abuse and Neglect*

Cabell County Courthouse, Huntington, WV

May 4, 2018

- Robert (Bob) Wilkinson, Chief Public Defender, Public Defender Corporation for the 6th & 24th Judicial Circuit (Cabell & Wayne Counties)
- Individuals from Home Base Inc. and NECCO

Forty-three (43) attorneys attended this seminar, earning 7.2 credits of continuing legal education.

➤ *Defending the Rights of Your Intellectually Disabled Client*

Voter's Registration Office, Charleston, WV

May 18, 2018

- Dr. Timothy Saar, Saar Psychological Group, PLLC;
- Ronni Sheets, Managing Deputy Public Defender, Public Defender Corporation for the 13th Judicial Circuit (Kanawha County);
- Stephanie Thornton, Criminal Justice Specialist, Public Defender Services;
- Jeremiah Underhill, Legal Director, Disability Rights of West Virginia

Forty-four (44) attorneys attended this seminar, earning 6.6 credits of continuing legal education.

➤ *Public Defender Services—2018 Annual Conference*

Stonewall Resort

June 14 & 15, 2018

The Criminal Law Research Center organized the agency's annual conference, to which public defenders and private counsel engaged in criminal defense were invited.

The topics included:

- *Opening Remarks*, Dana Eddy, Executive Director, Public Defender Services
- *“Close Encounters of the Worst Kind”*, Bridget Krause, Milwaukee Public Defender's Office
- *How to use Facebook & Twitter*, Jennifer Sellitti, Director of Training and Communications, New Jersey Office of the Public Defender
- *Representing Clients Charged Simultaneously in State and federal Court*, Brian Kornbrath, Federal Public Defender for the Northern District of West Virginia
- *Tales of a Retired Jurist*, Honorable John Cummings, Keynote Speaker
- *Crossing the (imaginary) Line: An In Depth Look at Field Sobriety Tests and Crossing your Officer*, Katherine Kessell, Deputy Public Defender, Public Defender Corporation for the 13th Judicial Circuit (Kanawha County) & Todd Brining, Koffel law Firm, Columbus, OH
- *Defending Parents Charged with Child Abuse*, Robert (Bob) Wilkinson, Chief Public Defender, Public Defender Corporation for the 6th & 24th Judicial Circuit (Cabell & Wayne Counties)
- *Addressing Implicit Bias*, Joseph Cohen, Executive Director of the American Civil Liberties Union Of West Virginia & Eli Baumwell, Policy Director of the American Civil Liberties Union of West Virginia
- *Eyewitness Misidentification: Science-based Litigation Strategies and Policy*, Alexis Agathocleous, Staff Attorney for the Innocence Project's Strategic Litigation Unit & Rebecca Brown, Director of Federal and State Policy Agenda for the Innocence Project

Award Recipients

- *Fourth Annual John A. “Jack” Rogers Award for Outstanding Leadership in Public Service, Co-recipients*
 - Robert (Bob) Wilkinson, Chief Public Defender, Public Defender Corporation for the 6th & 24th Judicial Circuit (Cabell & Wayne Counties)
 - Joe Noggy, Chief Public Defender, Public Defender Corporation for the 10th Judicial Circuit (Raleigh County)
- *Fourth Annual Award for Outstanding Scholarship in Criminal Law*
 - Lonnie C. Simmons, DiPiero, Simmons, McGinley, & Bastress, PLLC *and* Chair, Board of Directors, Public Defender Corporation for the 13th Judicial Circuit (Kanawha County)

One hundred ninety-eight (198) attorneys attended these conferences. Attendees earned 13.8 credits of continuing legal education, including 4.2 hours of ethics/office management. Additional credits were available by ordering DVDs of concurrent seminars not attended.

The Criminal Law Research Center continues to maintain a library of material that is available to practitioners throughout the state. The material is listed on the agency’s website at www.pds.wv.org.



Bridget Krause presents at the 2018 Indigent Defense Conference

APPELLATE ADVOCACY DIVISION

“The right of an accused in a criminal trial to due process is in essence, the right to a fair opportunity to defend against the State’s accusations.” *Chambers v. Mississippi*, 410 U.S. 284, 294, 93 S. Ct. 1038, 1045 (1973). The Appellate Advocacy Division strives to protect this right and to ensure that West Virginia conducts its criminal trials in accordance with the rule of law rather than compromising justice in light of the citizen-defendants’ perceived opprobrium.

The Appellate Advocacy Division’s primary task is to pursue appeals on behalf of indigent criminal defendants throughout the state who stand convicted of serious crimes resulting in lengthy prison sentences. The Appellate Division prefers complex cases or cases presenting issues of first impression so that in addition to protecting each individual client’s rights, the law in general can advance in a positive direction.

A noteworthy affirmation of a citizen’s right against unreasonable search and seizure in West Virginia resulted from a case Matthew Brummond presented before the Supreme Court of Appeals of West Virginia. **The question the Court decided was whether a warrant issued to search a residence authorized officers to search “all persons” present, including, the petitioner who was a mere guest.** Matthew argued the search of petitioner was an illegal warrantless search. He further asserted that the circuit court erred by denying trial counsels motion to suppress the evidence recovered from petitioner’s person.

The Supreme Court agreed with Matthew, reversing petitioner’s conviction. The Supreme Court held that mere presence in a home where drugs were discovered did not result in probable cause to search petitioner. The Court further held that a warrant to search a residence did not grant authority to search the petitioner who happened to be present at the time the warrant was served. *State v. Barefield*, 240 W.Va. 587, 814 S.E.2d 250 (2018).

The Appellate Advocacy Division believes that trial and appellate lawyers can develop a united front in the defense of the indigent citizens of our state. In an effort to implement this team approach, the division assists attorneys throughout the State by answering attorney assistance calls and participating in continuing legal education programs offered by the Criminal Law Research Center. Our lawyers participated in every CLE program the Criminal Law Research Center held this year, including the 2018 Indigent Defense Conference.

The Appellate Division welcomes any practicing criminal defense lawyer within the state to call with legal questions they may have, regarding a court appointed case. The assigned appellate attorney will research any issue and provide prompt feedback. The Appellate Division offers other services, as well. The attorneys will brainstorm issues in a case, review discovery and offer suggestions or host a moot court in person or via phone conference.

The Appellate Advocacy Division is dedicated to vigorous representation of every client during both the trial and the appellate phase. Our ultimate goal is to help ensure that every indigent citizen charged with a crime enjoys all the constitutional rights and protections guaranteed under the constitutions of both the United States and West Virginia.

INDIGENT DEFENSE COMMISSION

In calendar year 2018, the Indigent Defense Commission was comprised of the following members:

Dana F. Eddy, serving as the chair by virtue of his position as the Executive Director of Public Defender Services; **Valena Beety**, serving as a lawyer from the First Congressional District with experience in the defense of criminal cases or having demonstrated a strong commitment to quality representation of indigent defendants; **Lonnie Simmons**, serving as a lawyer from the Second Congressional District with experience in the defense of criminal cases or having demonstrated a strong commitment to quality representation of indigent defendants; **Teresa McCune**, serving as a lawyer from the Third Congressional District with experience in the defense of criminal cases or having demonstrated a strong commitment to quality representation of indigent defendants; **The Honorable John L. Cummings**, serving as a retired circuit judge; **Joshua Edwards**, serving as a current chief public defender; **Jane Moran**, serving as an attorney with significant experience in the defense of juvenile delinquency and abuse and neglect cases; **Lawrence P. Shao**, serving as a nonlawyer with a demonstrated commitment to providing legal services to the indigent; and **Karen B. Yost**, serving as a member of an organization that advocates on behalf of people with mental illness and developmental disabilities.

During the year, the Indigent Defense Commission completed its work on a *Performance Review Guide for Public Defenders* and, in a resolution, approved the distribution of the guide by Public Defender Services to the boards of directors for, and the chief public defenders of, the state's eighteen public defender corporations. Public Defender Services incorporated the guide into the funding contracts for each of the public defender corporations for the Fiscal Year 2018-2019. Public Defender Services is further charged with the training of the boards of directors in the use of the performance evaluation included with the guide. The Commission's intent is that public defenders will be effectively and uniformly evaluated by their chiefs and that chiefs will have measurable and uniform accountability to their boards.

Throughout the year, the Commission, in addition to the reports from Public Defender Services on its efforts, heard presentations from Jeremiah Underhill, Legal Director of Disability Rights of West Virginia, on the issues of treatment of individuals with disabilities in the state's correctional facilities, from Robert Albury, Executive Director of the West Virginia Judicial & Lawyer Assistance Program, on resources available to public defender corporations in managing employees, and Crystal Walden, Director of the Public Defender Services' Criminal Law Research Center on the agency's annual conference and on the agency's efforts to partner with the West Virginia University Law School on the certification of attorneys to do court-appointed work. The Commission will continue to monitor the progress of these various programs and the development or resolution of the identified issues.



Brian Kornbrath leads “Representing Clients Charged Simultaneously in State and Federal Courts” at the 2018 Indigent Defense Conference

Appendix A

Appointed Counsel Statistics



Attendees are focused on the current presentation at the 2018 Indigent Defense Conference

Summary of Claims Paid

Claims Paid by Case Type

- **Total (Including Supplemental or Direct Expenses)**
- **Without Supplemental or Direct Expenses**

Fees Paid by Case Type

Expenses Paid by Case Type (including Direct Expenses)

Direct Expense Claims Paid by Case Type

Expenses Paid by Category

Hours Paid by Case Type

Time Paid In Court / Out of Court

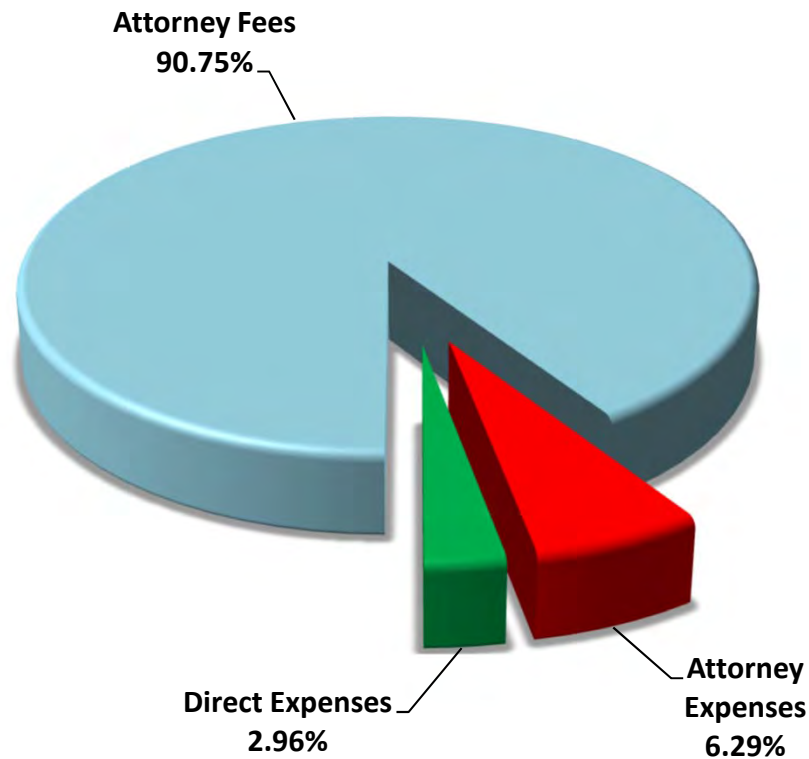
Average Costs by Case Type

- **Total (Including Supplemental or Direct Expenses)**
- **Without Supplemental or Direct Expenses**

Average Per Charge

PUBLIC DEFENDER SERVICES SUMMARY OF APPOINTED COUNSEL CLAIMS PAID

Attorney Fees	\$20,505,995.08
Attorney Expenses	\$1,421,444.78
Direct Expenses	\$668,836.12
Total Claims Paid	\$22,596,275.98



**PUBLIC DEFENDER SERVICES
 SUMMARY REPORT FOR APPOINTED COUNSEL
 ATTORNEY HOURS, FEES, AND EXPENSES**

Circuit County	Attorney Hours	Attorney Fees (\$)	Attorney Expenses (\$)	Direct Expenses (\$)	Total Expenses (\$)	Total Fees & Expenses (\$)
01 Circuit						
BROOKE	7,293.40	346,475.02	21,308.52	1,500.00	22,808.52	369,283.54
HANCOCK	6,675.20	314,862.65	23,802.13	6,113.20	29,915.33	344,777.98
OHIO	12,856.70	600,213.79	34,407.53	1,225.00	35,632.53	635,846.32
Total	26,825.30	1,261,551.46	79,518.18	8,838.20	88,356.38	1,349,907.84
02 Circuit						
MARSHALL	2,988.80	141,350.00	4,981.18	-	4,981.18	146,331.18
TYLER	1,202.00	56,862.00	6,731.61	2,525.00	9,256.61	66,118.61
WETZEL	1,358.50	64,198.50	5,249.95	1,407.51	6,657.46	70,855.96
Total	5,549.30	262,410.50	16,962.74	3,932.51	20,895.25	283,305.75
03 Circuit						
DODDRIDGE	2,493.60	118,248.54	16,737.40	10,046.73	26,784.13	145,032.67
PLEASANTS	2,136.50	102,668.15	8,841.82	6,874.95	15,716.77	118,384.92
RITCHIE	3,530.40	167,826.34	15,743.70	14,342.97	30,086.67	197,913.01
Total	8,160.50	388,743.03	41,322.92	31,264.65	72,587.57	461,330.60
04 Circuit						
WIRT	780.70	36,697.50	3,314.66	-	3,314.66	40,012.16
WOOD	14,772.70	704,687.50	49,841.00	30,235.86	80,076.86	784,764.36
Total	15,553.40	741,385.00	53,155.66	30,235.86	83,391.52	824,776.52
05 Circuit						
CALHOUN	2,575.60	123,149.43	17,220.05	8,530.25	25,750.30	148,899.73
JACKSON	5,654.90	280,089.69	31,259.66	1,774.00	33,033.66	313,123.35
MASON	6,281.20	304,566.66	21,782.35	3,603.05	25,385.40	329,952.06
ROANE	3,917.70	190,713.42	26,811.82	105.00	26,916.82	217,630.24
Total	18,429.40	898,519.20	97,073.88	14,012.30	111,086.18	1,009,605.38
06 Circuit						
CABELL	22,193.30	1,113,048.54	42,870.43	38,059.14	80,929.57	1,193,978.11
Total	22,193.30	1,113,048.54	42,870.43	38,059.14	80,929.57	1,193,978.11
07 Circuit						
LOGAN	8,693.71	415,274.20	23,221.77	3,351.45	26,573.22	441,847.42
Total	8,693.71	415,274.20	23,221.77	3,351.45	26,573.22	441,847.42
08 Circuit						
MCDOWELL	5,475.10	260,384.84	20,842.17	33,521.69	54,363.86	314,748.70
Total	5,475.10	260,384.84	20,842.17	33,521.69	54,363.86	314,748.70
09 Circuit						
MERCER	27,215.20	1,305,072.64	106,502.27	37,500.53	144,002.80	1,449,075.44
Total	27,215.20	1,305,072.64	106,502.27	37,500.53	144,002.80	1,449,075.44
10 Circuit						
RALEIGH	21,699.90	1,038,893.12	71,147.78	8,532.72	79,680.50	1,118,573.62
Total	21,699.90	1,038,893.12	71,147.78	8,532.72	79,680.50	1,118,573.62
11 Circuit						
GREENBRIER	6,685.80	317,811.16	13,370.63	4,691.03	18,061.66	335,872.82
POCAHONTAS	2,247.40	107,406.91	10,324.33	-	10,324.33	117,731.24
Total	8,933.20	425,218.07	23,694.96	4,691.03	28,385.99	453,604.06
12 Circuit						
FAYETTE	5,418.80	256,941.83	13,567.57	-	13,567.57	270,509.40
Total	5,418.80	256,941.83	13,567.57	-	13,567.57	270,509.40

**PUBLIC DEFENDER SERVICES
 SUMMARY REPORT FOR APPOINTED COUNSEL
 ATTORNEY HOURS, FEES, AND EXPENSES**

Circuit County	Attorney Hours	Attorney Fees (\$)	Attorney Expenses (\$)	Direct Expenses (\$)	Total Expenses (\$)	Total Fees & Expenses (\$)
13 Circuit						
KANAWHA	37,740.79	1,835,159.38	65,269.88	66,311.45	131,581.33	1,966,740.71
Total	37,740.79	1,835,159.38	65,269.88	66,311.45	131,581.33	1,966,740.71
14 Circuit						
BRAXTON	6,758.20	328,969.18	44,967.21	-	44,967.21	373,936.39
CLAY	4,247.90	200,927.95	18,344.97	2,367.00	20,711.97	221,639.92
GILMER	3,544.00	168,449.75	30,341.46	723.80	31,065.26	199,515.01
WEBSTER	7,510.40	364,350.36	48,610.59	3,400.00	52,010.59	416,360.95
Total	22,060.50	1,062,697.24	142,264.23	6,490.80	148,755.03	1,211,452.27
15 Circuit						
HARRISON	11,136.00	530,789.31	34,951.42	29,878.98	64,830.40	595,619.71
Total	11,136.00	530,789.31	34,951.42	29,878.98	64,830.40	595,619.71
16 Circuit						
MARION	17,818.80	831,427.35	29,104.47	9,950.97	39,055.44	870,482.79
Total	17,818.80	831,427.35	29,104.47	9,950.97	39,055.44	870,482.79
17 Circuit						
MONONGALIA	22,056.27	1,041,175.77	50,316.81	44,056.50	94,373.31	1,135,549.08
Total	22,056.27	1,041,175.77	50,316.81	44,056.50	94,373.31	1,135,549.08
18 Circuit						
PRESTON	6,142.40	290,037.80	29,416.58	7,551.35	36,967.93	327,005.73
Total	6,142.40	290,037.80	29,416.58	7,551.35	36,967.93	327,005.73
19 Circuit						
BARBOUR	6,720.10	318,395.24	25,962.76	3,371.03	29,333.79	347,729.03
TAYLOR	5,435.60	258,641.13	21,761.39	8,250.00	30,011.39	288,652.52
Total	12,155.70	577,036.37	47,724.15	11,621.03	59,345.18	636,381.55
20 Circuit						
RANDOLPH	11,481.20	563,054.35	32,796.56	3,104.30	35,900.86	598,955.21
Total	11,481.20	563,054.35	32,796.56	3,104.30	35,900.86	598,955.21
21 Circuit						
GRANT	2,852.50	136,411.68	18,158.29	18,450.66	36,608.95	173,020.63
MINERAL	4,725.20	223,677.58	11,663.92	25,785.66	37,449.58	261,127.16
TUCKER	1,317.50	62,399.22	8,092.50	702.51	8,795.01	71,194.23
Total	8,895.20	422,488.48	37,914.71	44,938.83	82,853.54	505,342.02
22 Circuit						
HAMPSHIRE	6,804.40	328,670.38	21,413.23	21,484.35	42,897.58	371,567.96
HARDY	4,323.60	211,146.45	16,756.55	19,279.77	36,036.32	247,182.77
PENDLETON	978.30	47,501.69	4,765.18	1,500.00	6,265.18	53,766.87
Total	12,106.30	587,318.52	42,934.96	42,264.12	85,199.08	672,517.60
23 Circuit						
BERKELEY	9,267.40	449,230.28	31,654.15	49,110.33	80,764.48	529,994.76
JEFFERSON	6,336.80	301,952.18	33,465.69	51,679.81	85,145.50	387,097.68
MORGAN	3,258.60	156,190.43	12,458.58	4,461.40	16,919.98	173,110.41
Total	18,862.80	907,372.89	77,578.42	105,251.54	182,829.96	1,090,202.85
24 Circuit						
WAYNE	7,563.10	391,690.45	23,488.59	5,569.00	29,057.59	420,748.04
Total	7,563.10	391,690.45	23,488.59	5,569.00	29,057.59	420,748.04

**PUBLIC DEFENDER SERVICES
 SUMMARY REPORT FOR APPOINTED COUNSEL
 ATTORNEY HOURS, FEES, AND EXPENSES**

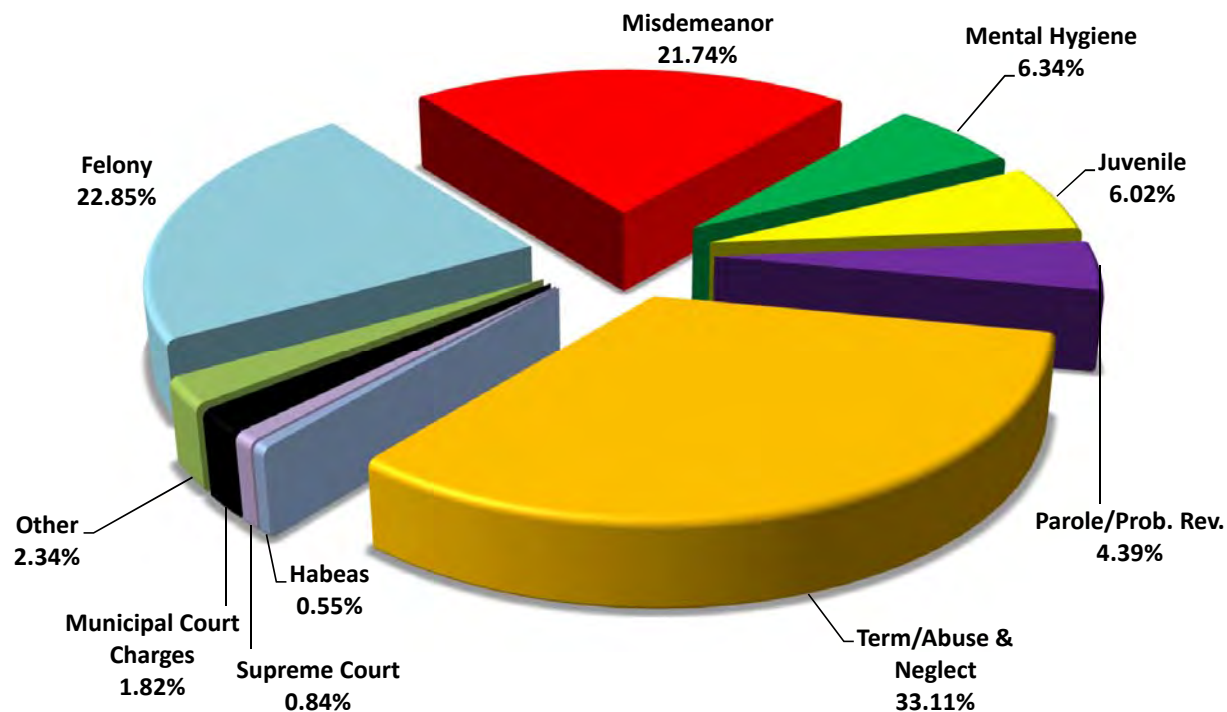
Circuit County	Attorney Hours	Attorney Fees (\$)	Attorney Expenses (\$)	Direct Expenses (\$)	Total Expenses (\$)	Total Fees & Expenses (\$)
25 Circuit						
BOONE	3,629.50	189,220.91	6,710.80	386.34	7,097.14	196,318.05
LINCOLN	8,938.40	436,940.23	23,286.96	1,211.51	24,498.47	461,438.70
Total	12,567.90	626,161.14	29,997.76	1,597.85	31,595.61	657,756.75
26 Circuit						
LEWIS	5,235.00	254,489.69	23,631.27	-	23,631.27	278,120.96
UPSHUR	3,714.30	182,205.02	10,603.86	2,734.13	13,337.99	195,543.01
Total	8,949.30	436,694.71	34,235.13	2,734.13	36,969.26	473,663.97
27 Circuit						
WYOMING	10,513.89	501,534.81	43,024.01	34,475.83	77,499.84	579,034.65
Total	10,513.89	501,534.81	43,024.01	34,475.83	77,499.84	579,034.65
28 Circuit						
NICHOLAS	4,187.60	198,368.30	19,873.20	315.25	20,188.45	218,556.75
Total	4,187.60	198,368.30	19,873.20	315.25	20,188.45	218,556.75
29 Circuit						
PUTNAM	15,067.30	725,721.70	51,686.73	15,860.86	67,547.59	793,269.29
Total	15,067.30	725,721.70	51,686.73	15,860.86	67,547.59	793,269.29
30 Circuit						
MINGO	8,903.60	429,141.38	11,599.17	20,318.83	31,918.00	461,059.38
Total	8,903.60	429,141.38	11,599.17	20,318.83	31,918.00	461,059.38
31 Circuit						
MONROE	1,712.80	82,165.20	11,451.40	-	11,451.40	93,616.60
SUMMERS	2,026.30	98,517.50	15,936.27	2,604.42	18,540.69	117,058.19
Total	3,739.10	180,682.70	27,387.67	2,604.42	29,992.09	210,674.79
State Total	426,094.86	20,505,995.08	1,421,444.78	668,836.12	2,090,280.90	22,596,275.98

**PUBLIC DEFENDER SERVICES
 APPOINTED COUNSEL CLAIMS PAID BY CASE TYPE
 INCLUDING SUPPLEMENTALS AND DIRECT EXPENSES**

Felony	7,839
Misdemeanor	7,456
Mental Hygiene	2,173
Juvenile	2,065
Parole/Prob. Rev.	1,505
Term/Abuse & Neglect	11,358
Habeas	190
Supreme Court	289
Municipal Court Charges	624
Other	802

Mag. Ct. Appeal, Mandamus/Prohibition,
 Extradition, Contempt, Fugitive, Misc.

Total Claims Paid	34,301
--------------------------	---------------



**PUBLIC DEFENDER SERVICES
 APPOINTED COUNSEL CLAIMS PAID BY CASE TYPE
 INCLUDING SUPPLEMENTALS AND DIRECT EXPENSES**

Circuit County	Felony	Misd.	Mental Hygiene	Juvenile	Parole Prob. Rev.	Term/ Abuse & Neglect		Habeas	Sup. Ct.	Municipal Court	Other	Total Claims
01 Circuit												
BROOKE	85	60	32	11	8	157	-	-	-	1	3	357
HANCOCK	83	48	19	26	29	158	3	3	3	1	2	372
OHIO	95	54	202	4	2	249	8	10	10	-	3	627
Total	263	162	253	41	39	564	11	13	13	2	8	1,356
02 Circuit												
MARSHALL	66	42	61	13	9	39	3	3	1	-	3	237
TYLER	14	28	-	6	3	19	2	1	1	-	-	73
WETZEL	28	18	25	7	4	18	1	1	2	-	1	104
Total	108	88	86	26	16	76	6	4	4	-	4	414
03 Circuit												
DODDRIDGE	41	52	35	20	33	62	-	-	-	-	18	261
PLEASANTS	37	64	5	21	7	89	-	-	-	-	2	225
RITCHIE	54	89	14	8	4	67	1	1	1	-	2	240
Total	132	205	54	49	44	218	1	1	1	-	22	726
04 Circuit												
WIRT	19	9	4	5	1	20	-	-	-	-	1	59
WOOD	210	212	252	41	19	592	7	19	19	-	21	1,373
Total	229	221	256	46	20	612	7	19	19	-	22	1,432
05 Circuit												
CALHOUN	27	16	2	2	2	89	-	5	5	-	3	146
JACKSON	78	35	1	12	16	539	1	5	5	-	9	696
MASON	205	317	53	69	39	70	3	-	-	-	38	794
ROANE	64	32	7	20	9	180	1	1	1	-	11	325
Total	374	400	63	103	66	878	5	11	11	-	61	1,961
06 Circuit												
CABELL	479	89	666	110	104	660	10	16	16	-	12	2,146
Total	479	89	666	110	104	660	10	16	16	-	12	2,146
07 Circuit												
LOGAN	165	449	-	26	25	153	3	3	3	-	11	835
Total	165	449	-	26	25	153	3	3	3	-	11	835

**PUBLIC DEFENDER SERVICES
 APPOINTED COUNSEL CLAIMS PAID BY CASE TYPE
 INCLUDING SUPPLEMENTALS AND DIRECT EXPENSES**

Circuit County	Felony	Misd.	Mental Hygiene	Juvenile	Parole Prob. Rev.	Term/ Abuse & Neglect		Habeas	Sup. Ct.	Municipal Court	Other	Total Claims
08 Circuit												
MCDOWELL	108	43	9	10	-	109	2	3	3	-	7	291
Total	108	43	9	10	-	109	2	3	3	-	7	291
09 Circuit												
MERCER	561	288	42	350	74	829	19	19	19	11	80	2,273
Total	561	288	42	350	74	829	19	19	19	11	80	2,273
10 Circuit												
RALEIGH	289	159	30	28	36	837	12	8	8	-	7	1,406
Total	289	159	30	28	36	837	12	8	8	-	7	1,406
11 Circuit												
GREENBRIER	81	35	2	10	4	104	4	3	3	3	5	251
POCAHONTAS	19	22	8	1	1	24	-	2	2	-	1	78
Total	100	57	10	11	5	128	4	5	5	3	6	329
12 Circuit												
FAYETTE	103	167	1	4	14	104	2	6	6	4	8	413
Total	103	167	1	4	14	104	2	6	6	4	8	413
13 Circuit												
KANAWHA	902	523	-	125	95	1,448	24	34	34	412	54	3,617
Total	902	523	-	125	95	1,448	24	34	34	412	54	3,617
14 Circuit												
BRAXTON	114	220	15	17	40	162	1	4	4	-	17	590
CLAY	95	101	2	6	11	65	3	3	3	-	4	290
GILMER	38	75	5	9	8	72	2	1	1	-	29	239
WEBSTER	62	92	3	18	13	326	4	4	4	-	4	534
Total	309	488	25	50	72	625	10	20	20	-	54	1,653
15 Circuit												
HARRISON	138	93	51	24	33	238	11	11	11	-	4	603
Total	138	93	51	24	33	238	11	11	11	-	4	603
16 Circuit												
MARION	307	290	86	144	88	405	9	11	11	35	54	1,429
Total	307	290	86	144	88	405	9	11	11	35	54	1,429

**PUBLIC DEFENDER SERVICES
 APPOINTED COUNSEL CLAIMS PAID BY CASE TYPE
 INCLUDING SUPPLEMENTALS AND DIRECT EXPENSES**

Circuit County	Felony	Misd.	Mental Hygiene	Juvenile	Parole Prob. Rev.	Term/ Abuse & Neglect		Habeas	Sup. Ct.	Municipal Court	Other	Total Claims
17 Circuit												
MONONGALIA	440	506	139	128	104	310	7	4	4	59	42	1,739
Total	440	506	139	128	104	310	7	4	4	59	42	1,739
18 Circuit												
PRESTON	64	44	-	12	16	244	10	2	2	-	15	407
Total	64	44	-	12	16	244	10	2	2	-	15	407
19 Circuit												
BARBOUR	138	159	4	9	12	315	-	13	-	-	9	659
TAYLOR	138	116	12	27	5	249	1	7	-	-	20	575
Total	276	275	16	36	17	564	1	20	20	-	29	1,234
20 Circuit												
RANDOLPH	251	291	15	54	66	176	1	20	20	87	26	987
Total	251	291	15	54	66	176	1	20	20	87	26	987
21 Circuit												
GRANT	61	59	3	18	26	57	-	2	-	-	12	238
MINERAL	133	194	-	56	39	68	1	8	-	-	4	503
TUCKER	24	36	-	14	2	16	-	-	-	-	3	95
Total	218	289	3	88	67	141	1	10	10	-	19	836
22 Circuit												
HAMPSHIRE	91	181	11	27	22	111	1	9	-	-	38	491
HARDY	61	189	3	21	35	56	-	-	-	-	13	378
PENDLETON	22	44	-	11	5	5	-	-	-	-	3	90
Total	174	414	14	59	62	172	1	9	9	-	54	959
23 Circuit												
BERKELEY	227	149	-	31	29	163	11	17	9	9	3	639
JEFFERSON	140	72	-	9	21	62	1	-	-	-	2	307
MORGAN	41	33	-	4	14	49	1	1	-	-	-	143
Total	408	254	-	44	64	274	13	18	18	9	5	1,089
24 Circuit												
WAYNE	137	42	15	18	38	369	3	6	2	2	1	631
Total	137	42	15	18	38	369	3	6	6	2	1	631

**PUBLIC DEFENDER SERVICES
 APPOINTED COUNSEL CLAIMS PAID BY CASE TYPE
 INCLUDING SUPPLEMENTALS AND DIRECT EXPENSES**

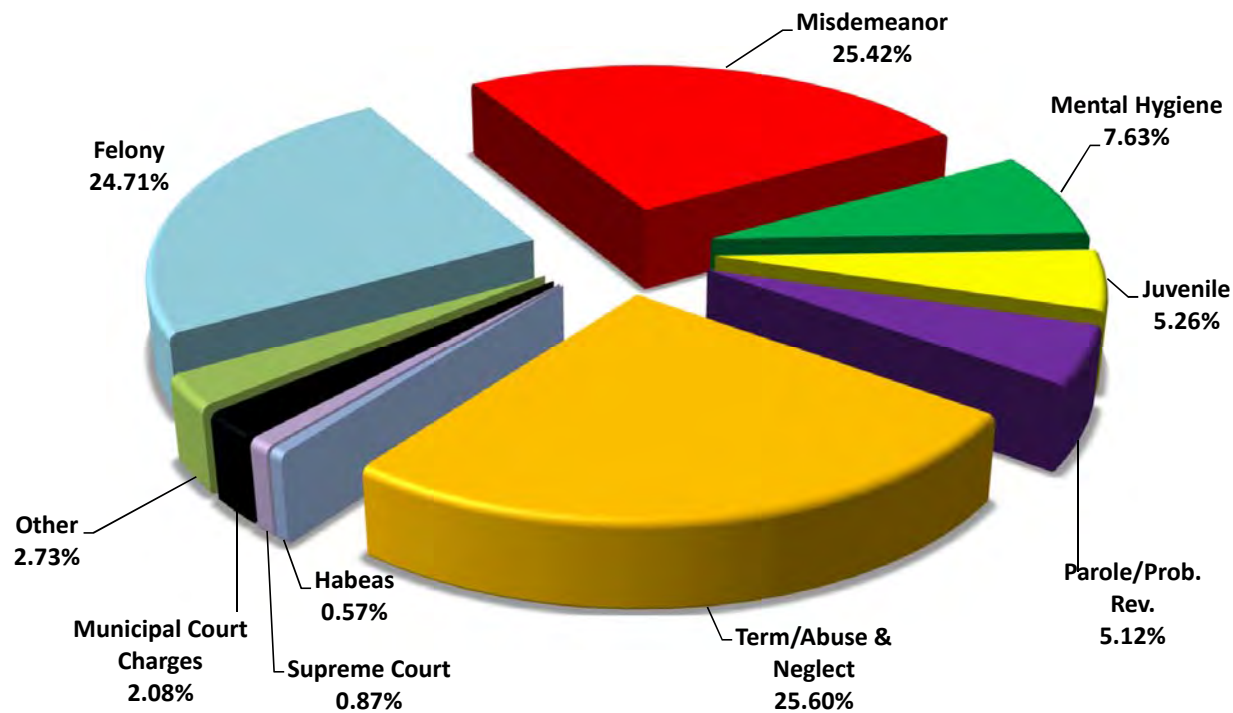
Circuit County	Felony	Misd.	Mental Hygiene	Juvenile	Parole Prob. Rev.	Term/ Abuse & Neglect		Habeas	Sup. Ct.	Municipal Court	Other	Total Claims
25 Circuit												
BOONE	80	84	3	193	16	129	-	-	-	-	5	510
LINCOLN	166	104	52	12	72	180	4	2	-	-	88	680
Total	246	188	55	205	88	309	4	2	2	-	93	1,190
26 Circuit												
LEWIS	136	215	186	4	58	27	1	2	-	-	11	640
UPSHUR	127	166	7	20	59	25	2	-	-	-	16	422
Total	263	381	193	24	117	52	3	2	-	-	27	1,062
27 Circuit												
WYOMING	240	312	15	53	15	301	3	-	-	-	6	945
Total	240	312	15	53	15	301	3	-	-	-	6	945
28 Circuit												
NICHOLAS	54	50	-	3	2	133	1	2	-	-	2	247
Total	54	50	-	3	2	133	1	2	-	-	2	247
29 Circuit												
PUTNAM	302	508	73	160	86	165	4	-	-	-	57	1,355
Total	302	508	73	160	86	165	4	-	-	-	57	1,355
30 Circuit												
MINGO	106	73	2	16	23	209	2	7	-	-	10	448
Total	106	73	2	16	23	209	2	7	-	-	10	448
31 Circuit												
MONROE	35	57	-	7	4	19	-	2	-	-	1	125
SUMMERS	58	50	1	11	5	36	-	1	-	-	1	163
Total	93	107	1	18	9	55	-	3	-	-	2	288
WV TOTAL	7,839	7,456	2,173	2,065	1,505	11,358	190	289	624	802	34,301	

**PUBLIC DEFENDER SERVICES
 APPOINTED COUNSEL CLAIMS PAID BY CASE TYPE
 WITHOUT DIRECT EXPENSES OR SUPPLEMENTALS**

Felony	7010
Misdemeanor	7213
Mental Hygiene	2166
Juvenile	1493
Parole/Prob. Rev.	1452
Term/Abuse & Neglect	7262
Habeas	162
Supreme Court	248
Municipal Court Charges	590
Other	774

Mag. Ct. Appeal, Mandamus/Prohibition,
 Extradition, Contempt, Fugitive, Misc.

Total Claims Paid **28,370**



**PUBLIC DEFENDER SERVICES
 APPOINTED COUNSEL CLAIMS PAID BY CASE TYPE
 WITHOUT DIRECT EXPENSES OR SUPPLEMENTALS**

Circuit County	Felony	Misd.	Mental Hygiene	Juvenile	Parole Prob. Rev.	Term/ Abuse & Neglect	Habeas	Sup. Ct.	Municipal Court	Other	Total Claims
01 Circuit											
BROOKE	83	57	32	10	8	90	-	-	1	3	284
HANCOCK	76	46	19	15	28	77	3	3	1	2	270
OHIO	92	53	202	4	2	208	7	10	-	3	581
Total	251	156	253	29	38	375	10	13	2	8	1,135
02 Circuit											
MARSHALL	64	42	61	13	7	35	3	1	-	3	229
TYLER	12	28	-	5	3	18	-	1	-	-	67
WETZEL	25	18	25	6	4	15	1	1	-	1	96
Total	101	88	86	24	14	68	4	3	-	4	392
03 Circuit											
DODDRIDGE	29	43	34	13	31	27	-	-	-	18	195
PLEASANTS	30	56	5	16	6	39	-	-	-	2	154
RITCHIE	41	72	14	6	2	31	1	-	-	1	168
Total	100	171	53	35	39	97	1	-	-	21	517
04 Circuit											
WIRT	18	9	4	3	-	15	-	-	-	1	50
WOOD	184	208	252	28	17	330	5	18	-	20	1,062
Total	202	217	256	31	17	345	5	18	-	21	1,112
05 Circuit											
CALHOUN	25	16	2	2	2	50	-	3	-	3	103
JACKSON	74	35	1	4	16	187	1	2	-	9	329
MASON	192	307	53	54	37	65	3	-	-	38	749
ROANE	59	29	7	8	9	109	1	-	-	10	232
Total	350	387	63	68	64	411	5	5	-	60	1,413
06 Circuit											
CABELL	419	86	661	65	104	469	7	14	-	12	1,837
Total	419	86	661	65	104	469	7	14	-	12	1,837
07 Circuit											
LOGAN	152	449	-	23	25	133	3	3	-	11	799
Total	152	449	-	23	25	133	3	3	-	11	799

**PUBLIC DEFENDER SERVICES
 APPOINTED COUNSEL CLAIMS PAID BY CASE TYPE
 WITHOUT DIRECT EXPENSES OR SUPPLEMENTALS**

Circuit County	Felony	Misd.	Mental Hygiene	Juvenile	Parole Prob. Rev.	Term/ Abuse & Neglect	Habeas	Sup. Ct.	Municipal Court	Other	Total Claims
08 Circuit											
MCDOWELL	81	43	9	10	-	91	2	2	-	7	245
Total	81	43	9	10	-	91	2	2	-	7	245
09 Circuit											
MERCER	464	260	42	241	72	420	18	16	10	71	1,614
Total	464	260	42	241	72	420	18	16	10	71	1,614
10 Circuit											
RALEIGH	258	157	30	22	35	530	11	7	-	7	1,057
Total	258	157	30	22	35	530	11	7	-	7	1,057
11 Circuit											
GREENBRIER	72	34	2	7	4	93	3	3	3	5	226
POCAHONTAS	16	21	8	1	1	17	-	2	-	1	67
Total	88	55	10	8	5	110	3	5	3	6	293
12 Circuit											
FAYETTE	99	164	1	4	13	93	2	3	4	7	390
Total	99	164	1	4	13	93	2	3	4	7	390
13 Circuit											
KANAWHA	773	488	-	91	91	843	15	32	381	54	2,768
Total	773	488	-	91	91	843	15	32	381	54	2,768
14 Circuit											
BRAXTON	109	214	15	16	37	121	1	4	-	17	534
CLAY	86	98	2	4	11	56	2	3	-	4	266
GILMER	36	74	5	4	8	41	2	1	-	29	200
WEBSTER	58	89	3	13	11	171	4	12	-	4	365
Total	289	475	25	37	67	389	9	20	-	54	1,365
15 Circuit											
HARRISON	118	89	51	22	29	184	11	10	-	4	518
Total	118	89	51	22	29	184	11	10	-	4	518
16 Circuit											
MARION	284	286	86	94	86	226	8	8	34	53	1,165
Total	284	286	86	94	86	226	8	8	34	53	1,165

**PUBLIC DEFENDER SERVICES
 APPOINTED COUNSEL CLAIMS PAID BY CASE TYPE
 WITHOUT DIRECT EXPENSES OR SUPPLEMENTALS**

Circuit County	Felony	Misd.	Mental Hygiene	Juvenile	Parole Prob. Rev.	Term/ Abuse & Neglect	Habeas	Sup. Ct.	Municipal Court	Other	Total Claims
17 Circuit											
MONONGALIA	396	486	139	68	101	167	7	4	59	41	1,468
Total	396	486	139	68	101	167	7	4	59	41	1,468
18 Circuit											
PRESTON	59	44	-	8	16	123	9	2	-	15	276
Total	59	44	-	8	16	123	9	2	-	15	276
19 Circuit											
BARBOUR	135	158	4	8	12	180	-	10	-	9	516
TAYLOR	137	113	12	11	5	157	1	5	-	20	461
Total	272	271	16	19	17	337	1	15	-	29	977
20 Circuit											
RANDOLPH	245	289	15	50	62	166	1	18	86	26	958
Total	245	289	15	50	62	166	1	18	86	26	958
21 Circuit											
GRANT	56	59	3	17	24	54	-	2	-	11	226
MINERAL	120	192	-	49	37	62	1	6	-	3	470
TUCKER	23	36	-	14	2	13	-	-	-	3	91
Total	199	287	3	80	63	129	1	8	-	17	787
22 Circuit											
HAMPSHIRE	76	171	11	24	22	104	1	9	-	38	456
HARDY	55	186	3	16	33	49	-	-	-	10	352
PENDLETON	16	44	-	9	5	5	-	-	-	3	82
Total	147	401	14	49	60	158	1	9	-	51	890
23 Circuit											
BERKELEY	215	148	-	28	29	140	9	16	9	3	597
JEFFERSON	124	71	-	7	18	50	1	-	-	2	273
MORGAN	40	32	-	4	13	43	1	1	-	-	134
Total	379	251	-	39	60	233	11	17	9	5	1,004
24 Circuit											
WAYNE	127	40	15	14	38	269	3	2	2	1	511
Total	127	40	15	14	38	269	3	2	2	1	511

**PUBLIC DEFENDER SERVICES
 APPOINTED COUNSEL CLAIMS PAID BY CASE TYPE
 WITHOUT DIRECT EXPENSES OR SUPPLEMENTALS**

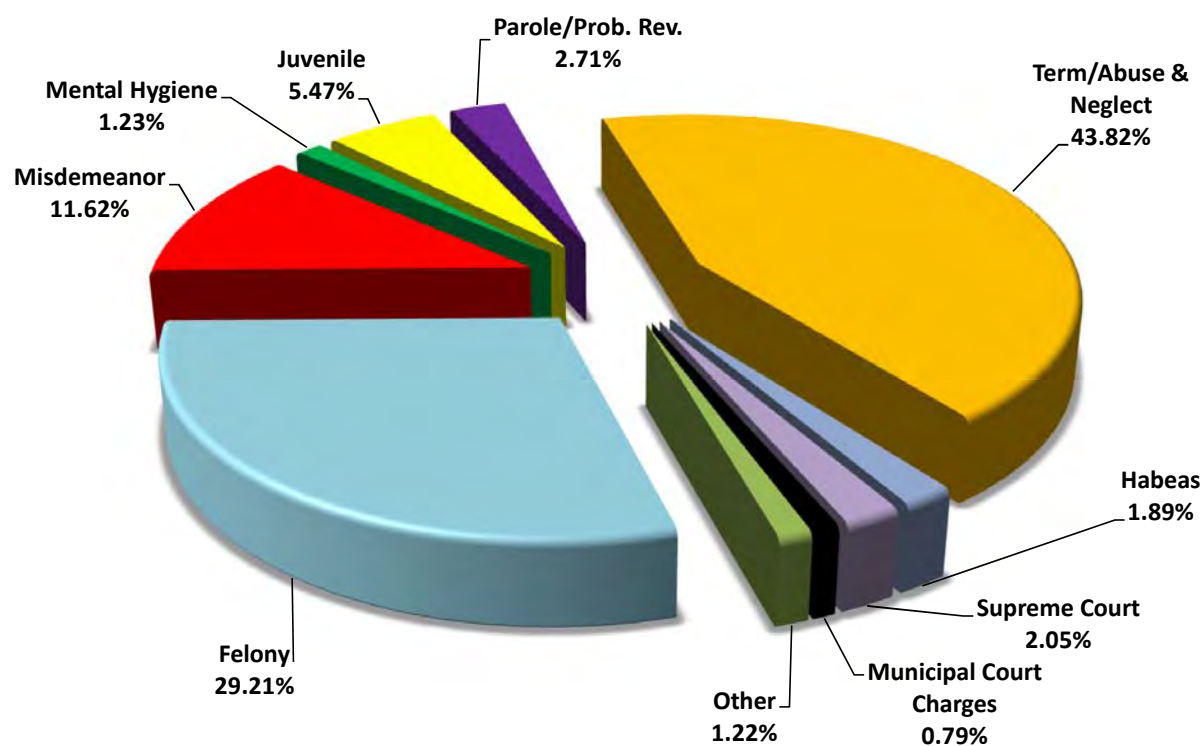
Circuit County	Felony	Misd.	Mental Hygiene	Juvenile	Parole Prob. Rev.	Term/ Abuse & Neglect	Habeas	Sup. Ct.	Municipal Court	Other	Total Claims
25 Circuit											
BOONE	74	83	3	137	16	96	-	-	-	5	414
LINCOLN	154	101	52	7	71	115	4	2	-	81	587
Total	228	184	55	144	87	211	4	2	-	86	1,001
26 Circuit											
LEWIS	134	214	185	4	57	27	1	2	-	11	635
UPSHUR	118	166	7	18	59	25	2	-	-	16	411
Total	252	380	192	22	116	52	3	2	-	27	1,046
27 Circuit											
WYOMING	184	299	15	40	15	161	2	-	-	5	721
Total	184	299	15	40	15	161	2	-	-	5	721
28 Circuit											
NICHOLAS	52	50	-	2	2	118	1	2	-	2	229
Total	52	50	-	2	2	118	1	2	-	2	229
29 Circuit											
PUTNAM	268	481	73	125	84	135	2	-	-	57	1,225
Total	268	481	73	125	84	135	2	-	-	57	1,225
30 Circuit											
MINGO	89	73	2	13	23	167	2	5	-	10	384
Total	89	73	2	13	23	167	2	5	-	10	384
31 Circuit											
MONROE	34	56	-	7	4	17	-	2	-	1	121
SUMMERS	50	50	1	9	5	35	-	1	-	1	152
Total	84	106	1	16	9	52	-	3	-	2	273
WV TOTAL	7,010	7,213	2,166	1,493	1,452	7,262	162	248	590	774	28,370

**PUBLIC DEFENDER SERVICES
 APPOINTED COUNSEL FEES PAID BY CASE TYPE**

Felony	\$5,989,433.27
Misdemeanor	\$2,382,983.58
Mental Hygiene	\$251,739.54
Juvenile	\$1,121,925.25
Parole/Prob. Rev.	\$556,048.72
Term/Abuse & Neglect	\$8,984,707.16
Habeas	\$386,714.77
Supreme Court	\$420,168.32
Municipal Court Charges	\$162,643.38
Other	\$249,631.09

Mag. Ct. Appeal, Mandamus/Prohibition,
 Extradition, Contempt, Fugitive, Misc.

Total Fees Paid **\$20,505,995.08**



**PUBLIC DEFENDER SERVICES
 APPOINTED COUNSEL FEES BY CASE TYPE (\$)**

Circuit County	Felony	Misd.	Mental Hygiene	Juvenile	Parole Prob. Rev.	Term/ Abuse & Neglect	Habeas	Sup. Ct.	Municipal Court	Other	Total Claims
01 Circuit											
BROOKE	84,352.41	29,454.38	8,671.50	10,672.00	6,660.23	204,361.50	-	-	377.00	1,926.00	346,475.02
HANCOCK	97,030.90	30,003.00	4,976.00	12,880.50	12,697.80	139,269.95	9,706.50	6,787.50	117.00	1,393.50	314,862.65
OHIO	97,474.28	22,964.60	14,167.92	2,577.00	1,012.00	394,595.99	38,836.50	26,003.00	-	2,582.50	600,213.79
Total	278,857.59	82,421.98	27,815.42	26,129.50	20,370.03	738,227.44	48,543.00	32,790.50	494.00	5,902.00	1,261,551.46
02 Circuit											
MARSHALL	52,053.00	18,983.00	5,895.50	4,565.50	3,661.50	43,627.50	5,529.50	2,988.50	-	4,046.00	141,350.00
TYLER	11,422.50	17,241.50	-	2,857.00	804.50	23,816.50	-	720.00	-	-	56,862.00
WETZEL	22,433.00	5,636.50	3,113.00	7,610.00	2,639.50	19,815.00	616.50	2,155.50	-	179.50	64,198.50
Total	85,908.50	41,861.00	9,008.50	15,032.50	7,105.50	87,259.00	6,146.00	5,864.00	-	4,225.50	262,410.50
03 Circuit											
DODDRIDGE	33,383.00	19,944.00	5,153.97	7,464.50	11,593.50	37,866.57	-	-	-	2,843.00	118,248.54
PLEASANTS	23,185.84	23,246.67	1,204.50	7,447.93	3,803.00	43,044.21	-	-	-	736.00	102,668.15
RITCHIE	44,050.50	32,554.09	2,379.25	4,274.00	1,626.00	63,059.50	7,139.00	9,581.50	-	3,162.50	167,826.34
Total	100,619.34	75,744.76	8,737.72	19,186.43	17,022.50	143,970.28	7,139.00	9,581.50	-	6,741.50	388,743.03
04 Circuit											
WIRT	13,172.50	3,345.50	309.50	1,997.50	301.00	17,422.50	-	-	-	149.00	36,697.50
WOOD	169,542.00	66,264.00	19,013.00	15,044.00	6,247.00	391,002.00	14,030.00	18,391.50	-	5,154.00	704,687.50
Total	182,714.50	69,609.50	19,322.50	17,041.50	6,548.00	408,424.50	14,030.00	18,391.50	-	5,303.00	741,385.00
05 Circuit											
CALHOUN	49,899.37	8,817.18	283.50	846.00	575.50	59,018.38	-	3,208.50	-	501.00	123,149.43
JACKSON	67,015.15	7,180.50	124.00	2,665.00	4,058.50	193,239.54	103.00	3,744.00	-	1,960.00	280,089.69
MASON	101,725.81	77,199.41	6,393.56	38,332.79	10,479.75	58,681.94	3,725.76	-	-	8,027.64	304,566.66
ROANE	54,360.92	6,360.33	830.00	4,055.01	2,984.19	113,881.76	2,308.50	661.50	-	5,271.21	190,713.42
Total	273,001.25	99,557.42	7,631.06	45,898.80	18,097.94	424,821.62	6,137.26	7,614.00	-	15,759.85	898,519.20
06 Circuit											
CABELL	428,279.16	25,583.62	64,852.79	23,301.09	34,631.26	462,997.16	26,171.72	43,065.00	-	4,166.74	1,113,048.54
Total	428,279.16	25,583.62	64,852.79	23,301.09	34,631.26	462,997.16	26,171.72	43,065.00	-	4,166.74	1,113,048.54
07 Circuit											
LOGAN	108,027.10	121,357.67	-	23,013.00	8,210.00	144,670.03	3,975.90	1,606.50	-	4,414.00	415,274.20
Total	108,027.10	121,357.67	-	23,013.00	8,210.00	144,670.03	3,975.90	1,606.50	-	4,414.00	415,274.20

**PUBLIC DEFENDER SERVICES
 APPOINTED COUNSEL FEES BY CASE TYPE (\$)**

Circuit County	Felony	Misd.	Mental Hygiene	Juvenile	Parole Prob. Rev.	Term/ Abuse & Neglect	Habeas	Sup. Ct.	Municipal Court	Other	Total Claims
08 Circuit											
MCDOWELL	103,573.31	25,519.89	1,999.00	5,931.72	-	98,049.92	4,287.50	7,281.00	-	13,742.50	260,384.84
Total	103,573.31	25,519.89	1,999.00	5,931.72	-	98,049.92	4,287.50	7,281.00	-	13,742.50	260,384.84
09 Circuit											
MERCER	422,535.49	91,101.45	5,520.50	205,977.23	30,450.02	468,414.10	32,638.63	24,296.50	4,503.08	19,635.64	1,305,072.64
Total	422,535.49	91,101.45	5,520.50	205,977.23	30,450.02	468,414.10	32,638.63	24,296.50	4,503.08	19,635.64	1,305,072.64
10 Circuit											
RALEIGH	277,083.95	61,142.08	1,931.11	11,873.65	23,429.93	589,985.90	51,588.00	17,414.50	-	4,444.00	1,038,893.12
Total	277,083.95	61,142.08	1,931.11	11,873.65	23,429.93	589,985.90	51,588.00	17,414.50	-	4,444.00	1,038,893.12
11 Circuit											
GREENBRIER	102,004.59	13,310.10	276.00	10,806.00	1,400.83	161,852.14	15,524.50	8,659.00	455.00	3,523.00	317,811.16
POCAHONTAS	41,647.64	10,904.86	928.50	2,126.50	453.00	49,404.91	-	1,692.00	-	249.50	107,406.91
Total	143,652.23	24,214.96	1,204.50	12,932.50	1,853.83	211,257.05	15,524.50	10,351.00	455.00	3,772.50	425,218.07
12 Circuit											
FAYETTE	74,620.44	27,970.72	142.50	5,715.50	5,485.59	121,180.58	9,466.00	9,604.50	465.00	2,291.00	256,941.83
Total	74,620.44	27,970.72	142.50	5,715.50	5,485.59	121,180.58	9,466.00	9,604.50	465.00	2,291.00	256,941.83
13 Circuit											
KANAWHA	459,697.34	165,476.43	-	64,764.20	30,248.05	905,690.35	41,943.72	48,647.80	101,843.86	16,847.63	1,835,159.38
Total	459,697.34	165,476.43	-	64,764.20	30,248.05	905,690.35	41,943.72	48,647.80	101,843.86	16,847.63	1,835,159.38
14 Circuit											
BRAXTON	78,242.64	64,007.11	1,318.09	16,495.99	11,203.52	150,185.33	112.50	3,299.50	-	4,104.50	328,969.18
CLAY	72,979.00	33,406.94	345.00	5,914.01	2,125.00	78,597.50	1,415.50	4,144.50	-	2,000.50	200,927.95
GILMER	44,954.16	29,396.00	750.50	8,275.50	3,111.50	75,438.59	922.50	2,751.50	-	2,849.50	168,449.75
WEBSTER	61,796.32	30,903.50	442.00	16,372.50	7,396.00	231,309.04	2,243.00	12,680.50	-	1,207.50	364,350.36
Total	257,972.12	157,713.55	2,855.59	47,058.00	23,836.02	535,530.46	4,693.50	22,876.00	-	10,162.00	1,062,697.24
15 Circuit											
HARRISON	121,355.56	36,343.84	5,889.50	11,888.50	25,713.50	294,488.75	15,603.00	17,516.66	-	1,990.00	530,789.31
Total	121,355.56	36,343.84	5,889.50	11,888.50	25,713.50	294,488.75	15,603.00	17,516.66	-	1,990.00	530,789.31
16 Circuit											
MARION	279,055.26	97,060.04	11,650.67	73,261.00	27,218.26	284,944.67	18,850.54	16,535.59	11,629.97	11,221.35	831,427.35
Total	279,055.26	97,060.04	11,650.67	73,261.00	27,218.26	284,944.67	18,850.54	16,535.59	11,629.97	11,221.35	831,427.35

**PUBLIC DEFENDER SERVICES
 APPOINTED COUNSEL FEES BY CASE TYPE (\$)**

Circuit County	Felony	Misd.	Mental Hygiene	Juvenile	Parole Prob. Rev.	Term/ Abuse & Neglect	Habeas	Sup. Ct.	Municipal Court	Other	Total Claims
17 Circuit											
MONONGALIA	354,082.17	198,996.54	17,646.50	93,722.95	31,107.11	285,970.32	14,071.50	7,432.00	21,794.08	16,352.60	1,041,175.77
Total	354,082.17	198,996.54	17,646.50	93,722.95	31,107.11	285,970.32	14,071.50	7,432.00	21,794.08	16,352.60	1,041,175.77
18 Circuit											
PRESTON	64,269.66	17,180.32	-	8,141.36	6,287.00	171,191.46	8,821.50	3,492.00	-	10,654.50	290,037.80
Total	64,269.66	17,180.32	-	8,141.36	6,287.00	171,191.46	8,821.50	3,492.00	-	10,654.50	290,037.80
19 Circuit											
BARBOUR	69,686.60	31,813.28	720.18	2,507.50	2,584.50	196,900.67	-	13,340.00	-	842.51	318,395.24
TAYLOR	73,453.74	26,311.12	2,329.00	5,815.00	1,300.50	140,395.42	675.00	6,399.29	-	1,962.06	258,641.13
Total	143,140.34	58,124.40	3,049.18	8,322.50	3,885.00	337,296.09	675.00	19,739.29	-	2,804.57	577,036.37
20 Circuit											
RANDOLPH	178,440.51	104,616.56	1,661.50	41,759.70	19,489.18	170,674.14	171.00	18,690.09	18,805.39	8,746.28	563,054.35
Total	178,440.51	104,616.56	1,661.50	41,759.70	19,489.18	170,674.14	171.00	18,690.09	18,805.39	8,746.28	563,054.35
21 Circuit											
GRANT	40,979.34	18,512.63	330.00	6,862.00	6,719.06	57,575.00	-	2,740.50	-	2,693.15	136,411.68
MINERAL	75,736.20	54,914.71	-	10,693.17	13,661.50	56,926.00	1,791.00	9,153.00	-	802.00	223,677.58
TUCKER	16,052.50	16,130.50	-	4,025.93	531.50	25,143.29	-	-	-	515.50	62,399.22
Total	132,768.04	89,557.84	330.00	21,581.10	20,912.06	139,644.29	1,791.00	11,893.50	-	4,010.65	422,488.48
22 Circuit											
HAMPSHIRE	83,788.19	44,544.69	1,444.50	25,207.33	6,418.00	153,964.67	612.00	9,391.50	-	3,299.50	328,670.38
HARDY	50,369.17	60,610.51	281.00	16,692.00	16,953.50	64,503.77	-	-	-	1,736.50	211,146.45
PENDLETON	16,401.50	12,410.94	-	12,528.75	1,188.00	4,394.50	-	-	-	578.00	47,501.69
Total	150,558.86	117,566.14	1,725.50	54,428.08	24,559.50	222,862.94	612.00	9,391.50	-	5,614.00	587,318.52
23 Circuit											
BERKELEY	149,363.54	31,949.67	-	18,733.53	15,333.00	185,984.34	11,704.50	32,904.20	2,297.00	960.50	449,230.28
JEFFERSON	127,533.64	26,361.54	-	13,399.50	9,581.50	122,869.50	1,170.00	-	-	1,036.50	301,952.18
MORGAN	38,136.50	11,634.77	-	3,063.00	6,881.11	94,607.55	1,269.00	598.50	-	-	156,190.43
Total	315,033.68	69,945.98	-	35,196.03	31,795.61	403,461.39	14,143.50	33,502.70	2,297.00	1,997.00	907,372.89
24 Circuit											
WAYNE	97,193.80	14,251.50	1,608.50	5,370.55	12,615.25	244,759.66	8,450.00	6,799.19	356.00	286.00	391,690.45
Total	97,193.80	14,251.50	1,608.50	5,370.55	12,615.25	244,759.66	8,450.00	6,799.19	356.00	286.00	391,690.45

**PUBLIC DEFENDER SERVICES
 APPOINTED COUNSEL FEES BY CASE TYPE (\$)**

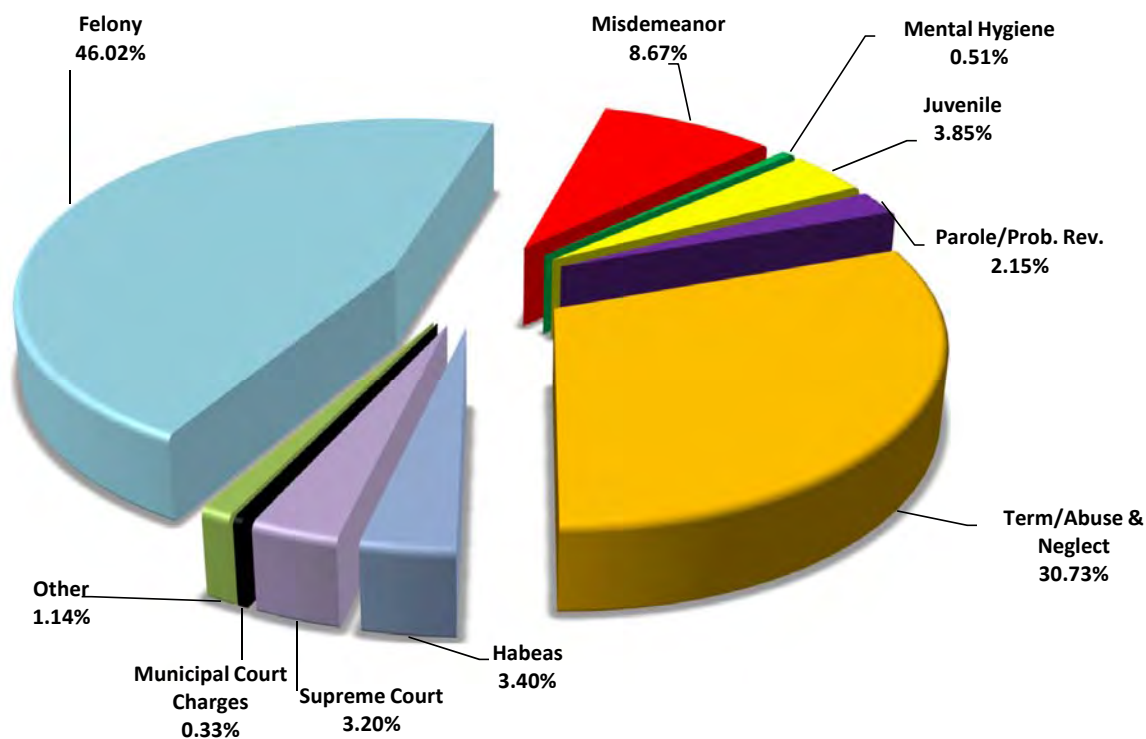
Circuit County	Felony	Misd.	Mental Hygiene	Juvenile	Parole Prob. Rev.	Term/ Abuse & Neglect	Habeas	Sup. Ct.	Municipal Court	Other	Total Claims
25 Circuit											
BOONE	51,648.29	15,309.50	838.00	47,774.88	3,413.09	68,365.15	-	-	-	1,872.00	189,220.91
LINCOLN	124,698.50	37,957.71	7,614.12	8,199.77	31,391.70	187,809.54	10,221.50	2,005.50	-	27,041.89	436,940.23
Total	176,346.79	53,267.21	8,452.12	55,974.65	34,804.79	256,174.69	10,221.50	2,005.50	-	28,913.89	626,161.14
26 Circuit											
LEWIS	104,056.97	57,805.44	26,115.50	5,232.00	19,946.17	35,420.00	252.00	2,407.50	-	3,254.11	254,489.69
UPSHUR	85,821.35	39,526.78	919.50	9,462.35	18,745.92	22,156.20	2,015.00	-	-	3,557.92	182,205.02
Total	189,878.32	97,332.22	27,035.00	14,694.35	38,692.09	57,576.20	2,267.00	2,407.50	-	6,812.03	436,694.71
27 Circuit											
WYOMING	165,931.86	100,769.65	3,820.89	24,745.06	7,233.36	191,081.13	5,571.50	-	-	2,381.36	501,534.81
Total	165,931.86	100,769.65	3,820.89	24,745.06	7,233.36	191,081.13	5,571.50	-	-	2,381.36	501,534.81
28 Circuit											
NICHOLAS	25,572.30	11,354.00	-	6,105.50	791.50	148,869.00	1,779.00	3,366.00	-	531.00	198,368.30
Total	25,572.30	11,354.00	-	6,105.50	791.50	148,869.00	1,779.00	3,366.00	-	531.00	198,368.30
29 Circuit											
PUTNAM	180,808.49	199,250.06	17,265.49	120,037.80	28,395.84	148,271.52	6,287.00	-	-	25,405.50	725,721.70
Total	180,808.49	199,250.06	17,265.49	120,037.80	28,395.84	148,271.52	6,287.00	-	-	25,405.50	725,721.70
30 Circuit											
MINGO	125,722.01	20,664.76	278.50	11,890.00	12,816.00	242,935.61	5,115.00	5,515.00	-	4,204.50	429,141.38
Total	125,722.01	20,664.76	278.50	11,890.00	12,816.00	242,935.61	5,115.00	5,515.00	-	4,204.50	429,141.38
31 Circuit											
MONROE	42,070.80	17,072.99	-	5,159.50	1,283.50	14,119.91	-	2,398.50	-	60.00	82,165.20
SUMMERS	50,662.50	10,354.50	305.00	5,791.00	1,160.50	29,907.00	-	99.00	-	238.00	98,517.50
Total	92,733.30	27,427.49	305.00	10,950.50	2,444.00	44,026.91	-	2,497.50	-	298.00	180,682.70
WV TOTAL	5,989,433.27	2,382,983.58	251,739.54	1,121,925.25	556,048.72	8,984,707.16	386,714.77	420,168.32	162,643.38	249,631.09	20,505,995.08

**APPOINTED COUNSEL EXPENSES PAID
 INCLUDING DIRECT EXPENSES BY CASE TYPE**

Felony	\$961,866.05
Misdemeanor	\$181,241.88
Mental Hygiene	\$10,748.30
Juvenile	\$80,463.47
Parole/Prob. Rev.	\$44,969.62
Term/Abuse & Neglect	\$642,446.40
Habeas	\$71,038.66
Supreme Court	\$66,908.65
Municipal Court Charges	\$6,864.12
Other	\$23,733.75

Mag. Ct. Appeal, Mandamus/Prohibition,
 Extradition, Contempt, Fugitive, Misc.

Total Expenses Paid	\$2,090,280.90
----------------------------	-----------------------



**PUBLIC DEFENDER SERVICES
 APPOINTED COUNSEL EXPENSES BY CASE TYPE (INCLUDING DIRECT EXPENSES)**

Circuit County	Felony	Misd.	Mental Hygiene	Juvenile	Parole Prob. Rev.	Term/ Abuse & Neglect	Habeas	Sup. Ct.	Municipal Court	Other	Total Claims
01 Circuit											
BROOKE	7,866.78	3,000.91	333.48	508.41	329.11	10,425.55	-	-	10.12	334.16	22,808.52
HANCOCK	11,373.79	2,617.36	188.68	584.91	1,017.88	11,173.20	1,065.96	1,703.20	-	190.35	29,915.33
OHIO	5,097.57	1,085.96	35.38	87.51	31.88	19,517.53	6,257.58	2,932.78	-	586.34	35,632.53
Total	24,338.14	6,704.23	557.54	1,180.83	1,378.87	41,116.28	7,323.54	4,635.98	10.12	1,110.85	88,356.38
02 Circuit											
MARSHALL	1,104.71	268.59	307.78	94.43	120.54	1,058.24	1,716.27	191.13	-	119.49	4,981.18
TYLER	1,121.78	1,964.58	-	533.36	105.84	2,938.30	2,525.00	67.75	-	-	9,256.61
WETZEL	2,758.94	434.23	503.89	350.79	151.35	2,127.43	49.36	280.97	-	0.50	6,657.46
Total	4,985.43	2,667.40	811.67	978.58	377.73	6,123.97	4,290.63	539.85	-	119.99	20,895.25
03 Circuit											
DODDRIDGE	11,401.73	4,669.46	1,256.09	1,373.01	2,190.61	5,459.30	-	-	-	433.93	26,784.13
PLEASANTS	5,043.70	4,196.38	237.54	1,021.49	271.33	4,826.08	-	-	-	120.25	15,716.77
RITCHIE	11,246.57	7,619.21	567.90	473.13	382.48	8,689.73	454.37	345.08	-	308.20	30,086.67
Total	27,692.00	16,485.05	2,061.53	2,867.63	2,844.42	18,975.11	454.37	345.08	-	862.38	72,587.57
04 Circuit											
WIRT	397.44	281.24	12.69	276.72	4.17	2,338.23	-	-	-	4.17	3,314.66
WOOD	13,606.34	2,970.14	1,191.65	650.04	1,206.09	48,434.22	3,225.55	7,991.06	-	801.77	80,076.86
Total	14,003.78	3,251.38	1,204.34	926.76	1,210.26	50,772.45	3,225.55	7,991.06	-	805.94	83,391.52
05 Circuit											
CALHOUN	16,576.48	1,258.12	29.43	176.02	162.42	6,994.61	-	497.59	-	55.63	25,750.30
JACKSON	8,350.76	474.12	6.00	156.51	669.11	22,237.46	-	945.96	-	193.74	33,033.66
MASON	9,578.17	6,344.70	-	1,069.82	925.08	5,475.15	1,588.87	-	-	403.61	25,385.40
ROANE	8,805.03	1,110.55	42.29	11.24	747.83	15,632.94	-	193.29	-	373.65	26,916.82
Total	43,310.44	9,187.49	77.72	1,413.59	2,504.44	50,340.16	1,588.87	1,636.84	-	1,026.63	111,086.18
06 Circuit											
CABELL	58,093.17	550.48	971.36	347.71	1,369.38	10,790.93	4,028.30	4,542.05	-	236.19	80,929.57
Total	58,093.17	550.48	971.36	347.71	1,369.38	10,790.93	4,028.30	4,542.05	-	236.19	80,929.57
07 Circuit											
LOGAN	12,482.36	4,845.42	-	522.89	445.95	6,986.20	818.50	70.75	-	401.15	26,573.22
Total	12,482.36	4,845.42	-	522.89	445.95	6,986.20	818.50	70.75	-	401.15	26,573.22

**PUBLIC DEFENDER SERVICES
 APPOINTED COUNSEL EXPENSES BY CASE TYPE (INCLUDING DIRECT EXPENSES)**

Circuit County	Felony	Misd.	Mental Hygiene	Juvenile	Parole Prob. Rev.	Term/ Abuse & Neglect		Habeas	Sup. Ct.	Municipal Court	Other	Total Claims
08 Circuit												
MCDOWELL	39,345.79	1,502.40	339.55	330.38	-	8,242.02	404.25	2,973.41	-	-	1,226.06	54,363.86
Total	39,345.79	1,502.40	339.55	330.38	-	8,242.02	404.25	2,973.41	-	-	1,226.06	54,363.86
09 Circuit												
MERCER	65,969.36	7,418.26	562.75	17,612.68	2,471.31	37,817.06	5,497.17	4,370.43	277.67	2,006.11		144,002.80
Total	65,969.36	7,418.26	562.75	17,612.68	2,471.31	37,817.06	5,497.17	4,370.43	277.67	2,006.11		144,002.80
10 Circuit												
RALEIGH	19,870.60	5,590.22	8.90	630.26	964.68	50,735.52	1,380.39	292.52	-	-	207.41	79,680.50
Total	19,870.60	5,590.22	8.90	630.26	964.68	50,735.52	1,380.39	292.52	-	-	207.41	79,680.50
11 Circuit												
GREENBRIER	9,926.18	869.38	-	208.40	48.15	2,874.20	2,847.20	931.92	289.15	67.08		18,061.66
POCAHONTAS	3,120.05	2,187.39	41.80	104.56	45.78	4,720.98	-	33.15	-	70.62		10,324.33
Total	13,046.23	3,056.77	41.80	312.96	93.93	7,595.18	2,847.20	965.07	289.15	137.70		28,385.99
12 Circuit												
FAYETTE	5,936.96	725.93	14.98	80.74	353.38	5,561.89	1.80	827.67	14.98	49.24		13,567.57
Total	5,936.96	725.93	14.98	80.74	353.38	5,561.89	1.80	827.67	14.98	49.24		13,567.57
13 Circuit												
KANAWHA	68,208.87	10,425.01	-	1,920.03	999.24	27,375.19	11,558.14	6,467.00	4,351.54	276.31		131,581.33
Total	68,208.87	10,425.01	-	1,920.03	999.24	27,375.19	11,558.14	6,467.00	4,351.54	276.31		131,581.33
14 Circuit												
BRAXTON	13,161.19	9,753.23	37.45	1,503.22	2,330.93	17,280.82	-	686.98	-	213.39		44,967.21
CLAY	8,429.59	2,776.01	-	985.65	428.40	7,242.82	476.79	266.95	-	105.76		20,711.97
GILMER	8,013.21	4,309.48	191.32	2,244.55	485.27	14,532.95	98.84	363.81	-	825.83		31,065.26
WEBSTER	10,719.28	3,903.75	-	2,500.19	1,324.76	31,451.72	448.51	1,385.45	-	276.93		52,010.59
Total	40,323.27	20,742.47	228.77	7,233.61	4,569.36	70,508.31	1,024.14	2,703.19	-	1,421.91		148,755.03
15 Circuit												
HARRISON	35,709.87	2,001.01	551.26	575.84	953.58	19,733.33	2,667.49	2,441.92	-	196.10		64,830.40
Total	35,709.87	2,001.01	551.26	575.84	953.58	19,733.33	2,667.49	2,441.92	-	196.10		64,830.40
16 Circuit												
MARION	20,205.52	1,989.58	34.36	3,552.67	838.41	7,909.24	1,505.41	2,365.21	190.01	465.03		39,055.44
Total	20,205.52	1,989.58	34.36	3,552.67	838.41	7,909.24	1,505.41	2,365.21	190.01	465.03		39,055.44

**PUBLIC DEFENDER SERVICES
 APPOINTED COUNSEL EXPENSES BY CASE TYPE (INCLUDING DIRECT EXPENSES)**

Circuit County	Felony	Misd.	Mental Hygiene	Juvenile	Parole		Habeas	Sup. Ct.	Municipal Court	Other	Total Claims
					Prob. Rev.	Term/ Abuse & Neglect					
17 Circuit											
MONONGALIA	62,377.69	8,898.89	82.69	4,767.02	1,793.24	11,426.55	1,426.42	1,770.53	1,024.21	806.07	94,373.31
Total	62,377.69	8,898.89	82.69	4,767.02	1,793.24	11,426.55	1,426.42	1,770.53	1,024.21	806.07	94,373.31
18 Circuit											
PRESTON	10,113.92	1,824.86	-	615.23	447.52	17,038.42	5,418.81	662.47	-	846.70	36,967.93
Total	10,113.92	1,824.86	-	615.23	447.52	17,038.42	5,418.81	662.47	-	846.70	36,967.93
19 Circuit											
BARBOUR	7,898.57	2,727.42	72.93	1,363.10	263.55	15,351.94	-	1,557.72	-	98.56	29,333.79
TAYLOR	16,854.75	2,372.69	165.69	258.08	68.47	8,903.40	142.31	1,096.34	-	149.66	30,011.39
Total	24,753.32	5,100.11	238.62	1,621.18	332.02	24,255.34	142.31	2,654.06	-	248.22	59,345.18
20 Circuit											
RANDOLPH	15,471.75	3,664.73	9.63	747.69	1,496.83	10,881.78	3.47	2,532.61	586.34	506.03	35,900.86
Total	15,471.75	3,664.73	9.63	747.69	1,496.83	10,881.78	3.47	2,532.61	586.34	506.03	35,900.86
21 Circuit											
GRANT	20,316.61	1,691.76	-	715.61	470.22	12,327.30	-	568.87	-	518.58	36,608.95
MINERAL	27,456.28	2,039.83	-	198.84	288.91	3,621.66	137.16	2,479.98	-	1,226.92	37,449.58
TUCKER	2,540.76	2,674.55	-	592.15	90.10	2,813.64	-	-	-	83.81	8,795.01
Total	50,313.65	6,406.14	-	1,506.60	849.23	18,762.60	137.16	3,048.85	-	1,829.31	82,853.54
22 Circuit											
HAMPSHIRE	27,502.76	2,687.81	-	1,130.30	696.61	9,210.88	-	1,604.46	-	64.76	42,897.58
HARDY	17,256.23	3,280.08	5.35	6,154.48	1,213.93	4,364.78	-	-	-	3,761.47	36,036.32
PENDLETON	4,626.45	1,016.74	-	193.63	60.27	252.93	-	-	-	115.16	6,265.18
Total	49,385.44	6,984.63	5.35	7,478.41	1,970.81	13,828.59	-	1,604.46	-	3,941.39	85,199.08
23 Circuit											
BERKELEY	35,648.97	1,694.45	-	695.05	1,047.73	24,904.91	10,179.89	6,460.06	94.14	39.28	80,764.48
JEFFERSON	55,533.85	6,108.67	-	7,412.91	3,857.47	12,090.31	0.30	-	-	141.99	85,145.50
MORGAN	3,988.68	2,689.27	-	318.47	2,661.38	7,115.35	140.83	6.00	-	-	16,919.98
Total	95,171.50	10,492.39	-	8,426.43	7,566.58	44,110.57	10,321.02	6,466.06	94.14	181.27	182,829.96
24 Circuit											
WAYNE	10,815.57	1,094.18	54.12	260.59	467.16	14,356.44	1,046.31	933.32	25.96	3.94	29,057.59
Total	10,815.57	1,094.18	54.12	260.59	467.16	14,356.44	1,046.31	933.32	25.96	3.94	29,057.59

**PUBLIC DEFENDER SERVICES
 APPOINTED COUNSEL EXPENSES BY CASE TYPE (INCLUDING DIRECT EXPENSES)**

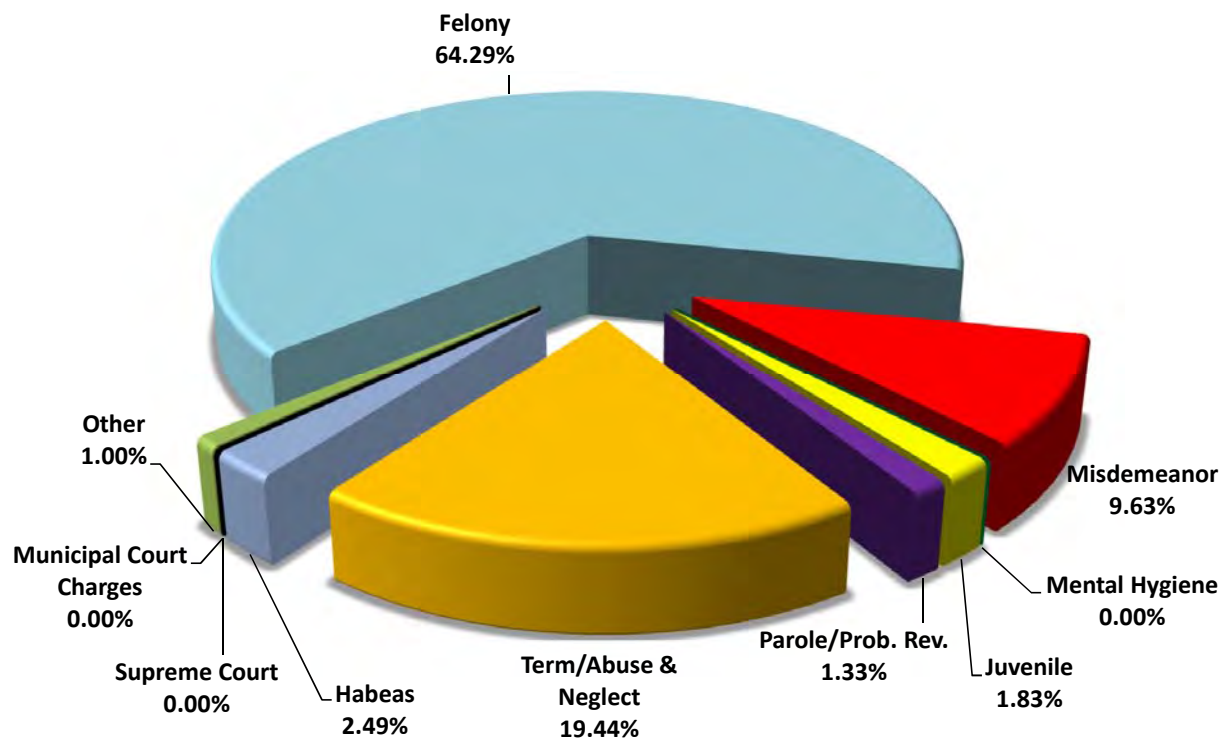
Circuit County	Felony	Misd.	Mental Hygiene	Juvenile	Parole Prob. Rev.	Term/ Abuse & Neglect	Habeas	Sup. Ct.	Municipal Court	Other	Total Claims
25 Circuit											
BOONE	2,954.72	1,212.76	-	1,135.31	213.54	1,520.34	-	-	-	60.47	7,097.14
LINCOLN	6,203.39	1,994.74	217.24	400.86	1,488.64	11,022.72	780.02	919.98	-	1,470.88	24,498.47
Total	9,158.11	3,207.50	217.24	1,536.17	1,702.18	12,543.06	780.02	919.98	-	1,531.35	31,595.61
26 Circuit											
LEWIS	11,271.47	4,848.15	1,740.93	253.17	1,984.67	2,982.98	21.70	387.15	-	141.05	23,631.27
UPSHUR	7,839.37	1,973.47	54.60	527.00	916.01	1,644.88	215.30	-	-	167.36	13,337.99
Total	19,110.84	6,821.62	1,795.53	780.17	2,900.68	4,627.86	237.00	387.15	-	308.41	36,969.26
27 Circuit											
WYOMING	45,603.19	12,202.12	311.97	2,001.18	676.21	14,556.50	1,112.75	-	-	1,035.92	77,499.84
Total	45,603.19	12,202.12	311.97	2,001.18	676.21	14,556.50	1,112.75	-	-	1,035.92	77,499.84
28 Circuit											
NICHOLAS	4,659.07	1,201.87	-	487.86	55.61	13,361.16	-	330.36	-	92.52	20,188.45
Total	4,659.07	1,201.87	-	487.86	55.61	13,361.16	-	330.36	-	92.52	20,188.45
29 Circuit											
PUTNAM	28,999.67	11,914.53	516.67	8,063.65	2,838.72	12,484.30	981.76	-	-	1,748.29	67,547.59
Total	28,999.67	11,914.53	516.67	8,063.65	2,838.72	12,484.30	981.76	-	-	1,748.29	67,547.59
30 Circuit											
MINGO	23,637.48	61.17	1.80	548.24	179.76	4,732.71	815.88	1,885.06	-	55.90	31,918.00
Total	23,637.48	61.17	1.80	548.24	179.76	4,732.71	815.88	1,885.06	-	55.90	31,918.00
31 Circuit											
MONROE	5,651.93	3,031.87	-	726.20	168.43	1,427.33	-	444.36	-	1.28	11,451.40
SUMMERS	13,121.13	1,192.17	48.15	409.69	149.70	3,470.35	-	101.35	-	48.15	18,540.69
Total	18,773.06	4,224.04	48.15	1,135.89	318.13	4,897.68	-	545.71	-	49.43	29,992.09
WV TOTAL	961,866.05	181,241.88	10,748.30	80,463.47	44,969.62	642,446.40	71,038.66	66,908.65	6,864.12	23,733.75	2,090,280.90

**PUBLIC DEFENDER SERVICES
 APPOINTED COUNSEL DIRECT EXPENSE CLAIMS PAID BY CASE TYPE**

Felony	387
Misdemeanor	58
Mental Hygiene	0
Juvenile	11
Parole/Prob. Rev.	8
Term/Abuse & Neglect	117
Habeas	15
Supreme Court	0
Municipal Court Charges	0
Other	6

Mag. Ct. Appeal, Mandamus/Prohibition,
 Extradition, Contempt, Fugitive, Misc.

Total Claims Paid	602
--------------------------	------------



**PUBLIC DEFENDER SERVICES
 TOTAL DIRECT EXPENSE CLAIMS PAID BY CASE TYPE**

Circuit County	Felony	Misd.	Mental Hygiene	Juvenile	Parole Prob. Rev.	Term/ Abuse & Neglect	Habeas	Sup. Ct.	Municipal Court	Other	Total Claims
01 Circuit											
BROOKE	-	-	-	-	-	1	-	-	-	-	1
HANCOCK	2	-	-	-	-	2	-	-	-	-	4
OHIO	1	-	-	-	-	-	-	-	-	-	1
Total	3	-	-	-	-	3	-	-	-	-	6
02 Circuit											
MARSHALL	-	-	-	-	-	-	-	-	-	-	-
TYLER	-	-	-	-	-	-	2	-	-	-	2
WETZEL	1	-	-	-	-	1	-	-	-	-	2
Total	1	-	-	-	-	1	2	-	-	-	4
03 Circuit											
DODDRIDGE	10	7	-	1	2	1	-	-	-	-	21
PLEASANTS	5	7	-	1	-	3	-	-	-	-	16
RITCHIE	6	15	-	-	1	8	-	-	-	-	30
Total	21	29	-	2	3	12	-	-	-	-	67
04 Circuit											
WIRT	-	-	-	-	-	-	-	-	-	-	-
WOOD	15	-	-	-	1	57	1	-	-	1	75
Total	15	-	-	-	1	57	1	-	-	1	75
05 Circuit											
CALHOUN	1	-	-	-	-	2	-	-	-	-	3
JACKSON	-	-	-	-	-	3	-	-	-	-	3
MASON	1	-	-	-	-	2	-	-	-	-	3
ROANE	-	-	-	-	-	1	-	-	-	-	1
Total	2	-	-	-	-	8	-	-	-	-	10
06 Circuit											
CABELL	24	-	-	-	-	-	-	-	-	-	24
Total	24	-	-	-	-	-	-	-	-	-	24
07 Circuit											
LOGAN	3	-	-	-	-	-	-	-	-	-	3
Total	3	-	-	-	-	-	-	-	-	-	3

**PUBLIC DEFENDER SERVICES
 TOTAL DIRECT EXPENSE CLAIMS PAID BY CASE TYPE**

Circuit County	Felony	Misd.	Mental Hygiene	Juvenile	Parole Prob. Rev.	Term/ Abuse & Neglect	Habeas	Sup. Ct.	Municipal Court	Other	Total Claims
08 Circuit											
MCDOWELL	17	-	-	-	-	-	-	-	-	-	17
Total	17	-	-	-	-	-	-	-	-	-	17
09 Circuit											
MERCER	25	3	-	1	-	5	-	-	-	-	34
Total	25	3	-	1	-	5	-	-	-	-	34
10 Circuit											
RALEIGH	7	-	-	-	-	6	-	-	-	-	13
Total	7	-	-	-	-	6	-	-	-	-	13
11 Circuit											
GREENBRIER	2	-	-	-	-	-	1	-	-	-	3
POCAHONTAS	-	-	-	-	-	-	-	-	-	-	-
Total	2	-	-	-	-	-	1	-	-	-	3
12 Circuit											
FAYETTE	-	-	-	-	-	-	-	-	-	-	-
Total	-	-	-	-	-	-	-	-	-	-	-
13 Circuit											
KANAWHA	82	15	-	1	1	2	6	-	-	-	107
Total	82	15	-	1	1	2	6	-	-	-	107
14 Circuit											
BRAXTON	-	-	-	-	-	-	-	-	-	-	-
CLAY	5	-	-	-	-	-	1	-	-	-	6
GILMER	-	-	-	-	-	1	-	-	-	-	1
WEBSTER	1	-	-	-	-	1	-	-	-	-	2
Total	6	-	-	-	-	2	1	-	-	-	9
15 Circuit											
HARRISON	15	1	-	-	-	1	-	-	-	-	17
Total	15	1	-	-	-	1	-	-	-	-	17
16 Circuit											
MARION	4	-	-	1	-	1	-	-	-	-	6
Total	4	-	-	1	-	1	-	-	-	-	6

**PUBLIC DEFENDER SERVICES
 TOTAL DIRECT EXPENSE CLAIMS PAID BY CASE TYPE**

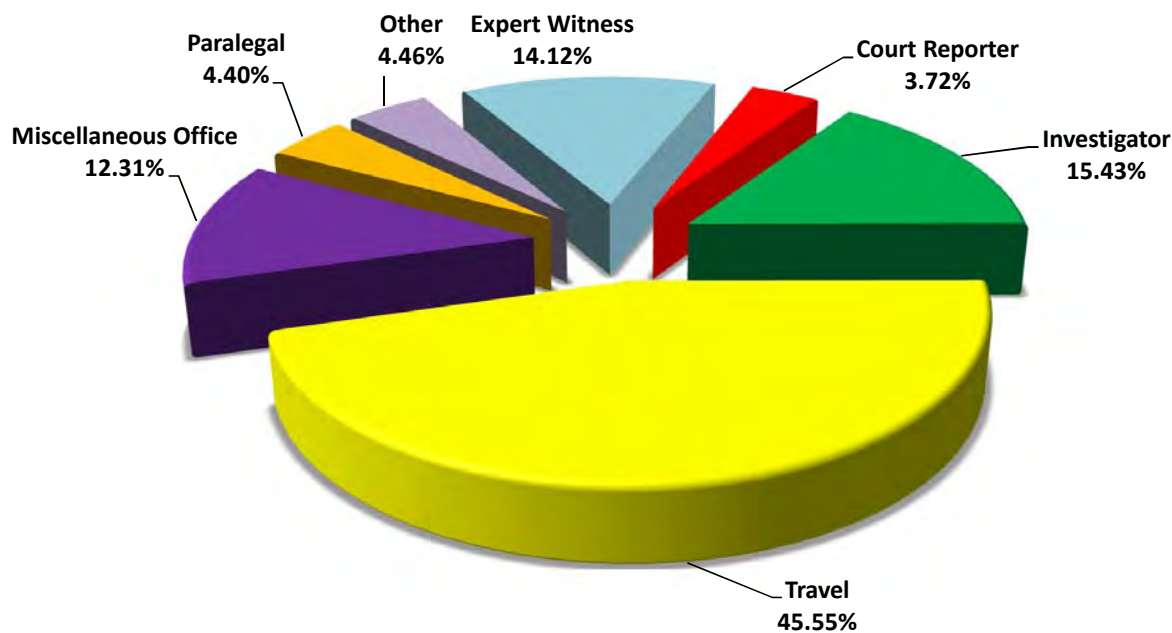
Circuit County	Felony	Misd.	Mental Hygiene	Juvenile	Parole Prob. Rev.	Term/ Abuse & Neglect	Habeas	Sup. Ct.	Municipal Court	Other	Total Claims
17 Circuit											
MONONGALIA	24	1	-	-	-	2	-	-	-	-	27
Total	24	1	-	-	-	2	-	-	-	-	27
18 Circuit											
PRESTON	1	-	-	-	-	2	1	-	-	-	4
Total	1	-	-	-	-	2	1	-	-	-	4
19 Circuit											
BARBOUR	2	-	-	1	-	-	-	-	-	-	3
TAYLOR	1	-	-	-	-	-	-	-	-	-	1
Total	3	-	-	1	-	-	-	-	-	-	4
20 Circuit											
RANDOLPH	2	-	-	-	-	2	-	-	-	-	4
Total	2	-	-	-	-	2	-	-	-	-	4
21 Circuit											
GRANT	5	-	-	-	-	2	-	-	-	1	8
MINERAL	10	1	-	-	-	1	-	-	-	1	13
TUCKER	1	-	-	-	-	-	-	-	-	-	1
Total	16	1	-	-	-	3	-	-	-	2	22
22 Circuit											
HAMPSHIRE	8	-	-	-	-	-	-	-	-	-	8
HARDY	5	-	-	4	-	1	-	-	-	2	12
PENDLETON	1	-	-	-	-	-	-	-	-	-	1
Total	14	-	-	4	-	1	-	-	-	2	21
23 Circuit											
BERKELEY	9	-	-	-	-	6	1	-	-	-	16
JEFFERSON	14	1	-	1	2	2	-	-	-	-	20
MORGAN	1	1	-	-	1	-	-	-	-	-	3
Total	24	2	-	1	3	8	1	-	-	-	39
24 Circuit											
WAYNE	1	-	-	-	-	1	-	-	-	-	2
Total	1	-	-	-	-	1	-	-	-	-	2

**PUBLIC DEFENDER SERVICES
 TOTAL DIRECT EXPENSE CLAIMS PAID BY CASE TYPE**

Circuit County	Felony	Misd.	Mental Hygiene	Juvenile	Parole Prob. Rev.	Term/ Abuse & Neglect	Habeas	Sup. Ct.	Municipal Court	Other	Total Claims
25 Circuit											
BOONE	1	-	-	-	-	-	-	-	-	-	1
LINCOLN	3	-	-	-	-	-	-	-	-	-	3
Total	4	-	-	-	-	-	-	-	-	-	4
26 Circuit											
LEWIS	-	-	-	-	-	-	-	-	-	-	-
UPSHUR	3	-	-	-	-	-	-	-	-	-	3
Total	3	-	-	-	-	-	-	-	-	-	3
27 Circuit											
WYOMING	30	6	-	-	-	-	-	-	-	1	37
Total	30	6	-	-	-	-	-	-	-	1	37
28 Circuit											
NICHOLAS	1	-	-	-	-	-	-	-	-	-	1
Total	1	-	-	-	-	-	-	-	-	-	1
29 Circuit											
PUTNAM	17	-	-	-	-	-	2	-	-	-	19
Total	17	-	-	-	-	-	2	-	-	-	19
30 Circuit											
MINGO	14	-	-	-	-	-	-	-	-	-	14
Total	14	-	-	-	-	-	-	-	-	-	14
31 Circuit											
MONROE	-	-	-	-	-	-	-	-	-	-	-
SUMMERS	6	-	-	-	-	-	-	-	-	-	6
Total	6	-	-	-	-	-	-	-	-	-	6
WV TOTAL	387	58	-	11	8	117	15	-	-	6	602

**PUBLIC DEFENDER SERVICES
APPOINTED COUNSEL EXPENSES PAID BY CATEGORY**

Expert Witness	\$295,236.43
Court Reporter	\$77,758.79
Investigator	\$322,489.29
Travel	\$952,111.89
Miscellaneous Office	\$257,355.21
Paralegal	\$92,046.97
Other	\$93,282.32
Total Expenses	\$2,090,280.90



**PUBLIC DEFENDER SERVICES
 APPOINTED COUNSEL TOTAL EXPENSES PAID BY CATEGORY**

Circuit County	Expert Witness	Court Reporter	Investigator	Travel	Misc. Office	Paralegal	Other	Total Expenses
01 Circuit								
BROOKE	1,500.00	303.70	-	16,262.45	2,676.98	753.00	1,312.39	22,808.52
HANCOCK	3,400.00	330.45	-	17,000.37	4,476.80	1,317.00	3,390.71	29,915.33
OHIO	250.00	3,192.95	1,225.00	15,371.79	11,986.86	1,510.00	2,095.93	35,632.53
Total	5,150.00	3,827.10	1,225.00	48,634.61	19,140.64	3,580.00	6,799.03	88,356.38
02 Circuit								
MARSHALL	-	10.00	-	3,962.63	1,008.55	-	-	4,981.18
TYLER	1,750.00	-	-	6,486.24	245.37	-	775.00	9,256.61
WETZEL	-	173.25	1,234.26	4,872.03	377.92	-	-	6,657.46
Total	1,750.00	183.25	1,234.26	15,320.90	1,631.84	-	775.00	20,895.25
03 Circuit								
DODDRIDGE	360.00	211.75	11,676.00	12,584.99	990.89	960.50	-	26,784.13
PLEASANTS	-	-	7,021.75	6,839.82	767.30	1,033.90	54.00	15,716.77
RITCHIE	4,100.00	1,114.75	9,857.75	10,564.51	3,783.86	665.80	-	30,086.67
Total	4,460.00	1,326.50	28,555.50	29,989.32	5,542.05	2,660.20	54.00	72,587.57
04 Circuit								
WIRT	-	-	-	2,413.91	423.55	371.20	106.00	3,314.66
WOOD	11,606.00	7,983.65	10,863.70	22,519.37	15,801.12	7,253.84	4,049.18	80,076.86
Total	11,606.00	7,983.65	10,863.70	24,933.28	16,224.67	7,625.04	4,155.18	83,391.52
05 Circuit								
CALHOUN	8,363.20	1,580.60	-	13,246.84	1,857.31	44.00	658.35	25,750.30
JACKSON	1,375.00	6,766.85	-	20,702.07	3,022.74	342.00	825.00	33,033.66
MASON	2,511.00	142.50	1,103.05	14,906.15	2,515.97	4,182.00	24.73	25,385.40
ROANE	-	1,337.35	-	23,744.65	1,634.82	-	200.00	26,916.82
Total	12,249.20	9,827.30	1,103.05	72,599.71	9,030.84	4,568.00	1,708.08	111,086.18
06 Circuit								
CABELL	16,162.50	6,887.74	18,996.19	20,071.58	6,639.58	9,261.00	2,910.98	80,929.57
Total	16,162.50	6,887.74	18,996.19	20,071.58	6,639.58	9,261.00	2,910.98	80,929.57
07 Circuit								
LOGAN	1,800.00	5,299.05	1,551.45	14,659.25	2,843.84	120.55	299.08	26,573.22
Total	1,800.00	5,299.05	1,551.45	14,659.25	2,843.84	120.55	299.08	26,573.22

**PUBLIC DEFENDER SERVICES
 APPOINTED COUNSEL TOTAL EXPENSES PAID BY CATEGORY**

Circuit County	Expert Witness	Court Reporter	Investigator	Travel	Misc. Office	Paralegal	Other	Total Expenses
08 Circuit								
MCDOWELL	2,400.00	176.02	26,022.87	12,409.91	4,001.78	2,003.11	7,350.17	54,363.86
Total	2,400.00	176.02	26,022.87	12,409.91	4,001.78	2,003.11	7,350.17	54,363.86
09 Circuit								
MERCER	18,006.88	4,595.19	21,173.10	68,939.14	16,198.47	5,206.70	9,883.32	144,002.80
Total	18,006.88	4,595.19	21,173.10	68,939.14	16,198.47	5,206.70	9,883.32	144,002.80
10 Circuit								
RALEIGH	1,050.00	2,325.20	7,272.78	49,211.31	8,537.25	681.60	10,602.36	79,680.50
Total	1,050.00	2,325.20	7,272.78	49,211.31	8,537.25	681.60	10,602.36	79,680.50
11 Circuit								
GREENBRIER	1,800.00	2,064.30	2,891.03	2,390.03	1,928.91	6,948.89	38.50	18,061.66
POCAHONTAS	-	-	-	8,714.95	179.32	1,405.06	25.00	10,324.33
Total	1,800.00	2,064.30	2,891.03	11,104.98	2,108.23	8,353.95	63.50	28,385.99
12 Circuit								
FAYETTE	195.00	-	1,488.56	8,923.54	1,836.97	407.48	716.02	13,567.57
Total	195.00	-	1,488.56	8,923.54	1,836.97	407.48	716.02	13,567.57
13 Circuit								
KANAWHA	3,788.58	5,707.15	55,957.68	36,229.07	21,237.75	1,056.81	7,604.29	131,581.33
Total	3,788.58	5,707.15	55,957.68	36,229.07	21,237.75	1,056.81	7,604.29	131,581.33
14 Circuit								
BRAXTON	-	-	-	39,045.01	4,467.90	1,454.30	-	44,967.21
CLAY	-	390.10	1,978.90	15,629.94	2,548.89	153.22	10.92	20,711.97
GILMER	-	795.05	-	26,524.21	3,310.24	136.51	299.25	31,065.26
WEBSTER	3,400.00	238.00	9.00	38,365.94	6,326.16	3,621.49	50.00	52,010.59
Total	3,400.00	1,423.15	1,987.90	119,565.10	16,653.19	5,365.52	360.17	148,755.03
15 Circuit								
HARRISON	2,400.00	442.55	26,328.14	19,863.13	11,594.75	2,221.50	1,980.33	64,830.40
Total	2,400.00	442.55	26,328.14	19,863.13	11,594.75	2,221.50	1,980.33	64,830.40
16 Circuit								
MARION	350.00	573.70	7,197.72	16,144.50	11,206.56	557.14	3,025.82	39,055.44
Total	350.00	573.70	7,197.72	16,144.50	11,206.56	557.14	3,025.82	39,055.44

**PUBLIC DEFENDER SERVICES
 APPOINTED COUNSEL TOTAL EXPENSES PAID BY CATEGORY**

Circuit County	Expert Witness	Court Reporter	Investigator	Travel	Misc. Office	Paralegal	Other	Total Expenses
17 Circuit								
MONONGALIA	34,238.20	5,450.65	6,542.50	27,231.90	14,350.29	2,822.50	3,737.27	94,373.31
Total	34,238.20	5,450.65	6,542.50	27,231.90	14,350.29	2,822.50	3,737.27	94,373.31
18 Circuit								
PRESTON	7,360.00	410.75	-	23,145.95	4,653.03	1,017.96	380.24	36,967.93
Total	7,360.00	410.75	-	23,145.95	4,653.03	1,017.96	380.24	36,967.93
19 Circuit								
BARBOUR	2,250.68	1,120.35	-	20,103.20	5,759.46	-	100.10	29,333.79
TAYLOR	8,250.00	112.20	90.00	15,226.21	5,444.03	322.00	566.95	30,011.39
Total	10,500.68	1,232.55	90.00	35,329.41	11,203.49	322.00	667.05	59,345.18
20 Circuit								
RANDOLPH	2,650.00	484.30	-	25,181.05	7,577.26	-	8.25	35,900.86
Total	2,650.00	484.30	-	25,181.05	7,577.26	-	8.25	35,900.86
21 Circuit								
GRANT	10,137.50	7,506.08	2,550.83	10,919.25	1,970.94	-	3,524.35	36,608.95
MINERAL	17,159.66	549.25	799.74	5,521.56	5,777.11	-	7,642.26	37,449.58
TUCKER	-	-	-	7,398.57	693.93	-	702.51	8,795.01
Total	27,297.16	8,055.33	3,350.57	23,839.38	8,441.98	-	11,869.12	82,853.54
22 Circuit								
HAMPSHIRE	12,366.50	29.00	9,192.85	14,102.95	6,898.50	-	307.78	42,897.58
HARDY	18,600.50	-	4,472.40	8,837.38	1,898.03	-	2,228.01	36,036.32
PENDLETON	1,500.00	-	-	4,483.81	281.37	-	-	6,265.18
Total	32,467.00	29.00	13,665.25	27,424.14	9,077.90	-	2,535.79	85,199.08
23 Circuit								
BERKELEY	46,499.17	1,737.38	1,980.18	12,116.24	10,444.34	6,319.07	1,668.10	80,764.48
JEFFERSON	33,685.81	1,675.05	19,453.62	14,589.99	4,344.98	10,580.46	815.59	85,145.50
MORGAN	3,375.00	29.68	1,086.40	9,706.66	868.24	1,854.00	-	16,919.98
Total	83,559.98	3,442.11	22,520.20	36,412.89	15,657.56	18,753.53	2,483.69	182,829.96
24 Circuit								
WAYNE	2,400.00	576.75	3,169.00	16,642.46	2,444.98	3,188.80	635.60	29,057.59
Total	2,400.00	576.75	3,169.00	16,642.46	2,444.98	3,188.80	635.60	29,057.59

**PUBLIC DEFENDER SERVICES
 APPOINTED COUNSEL TOTAL EXPENSES PAID BY CATEGORY**

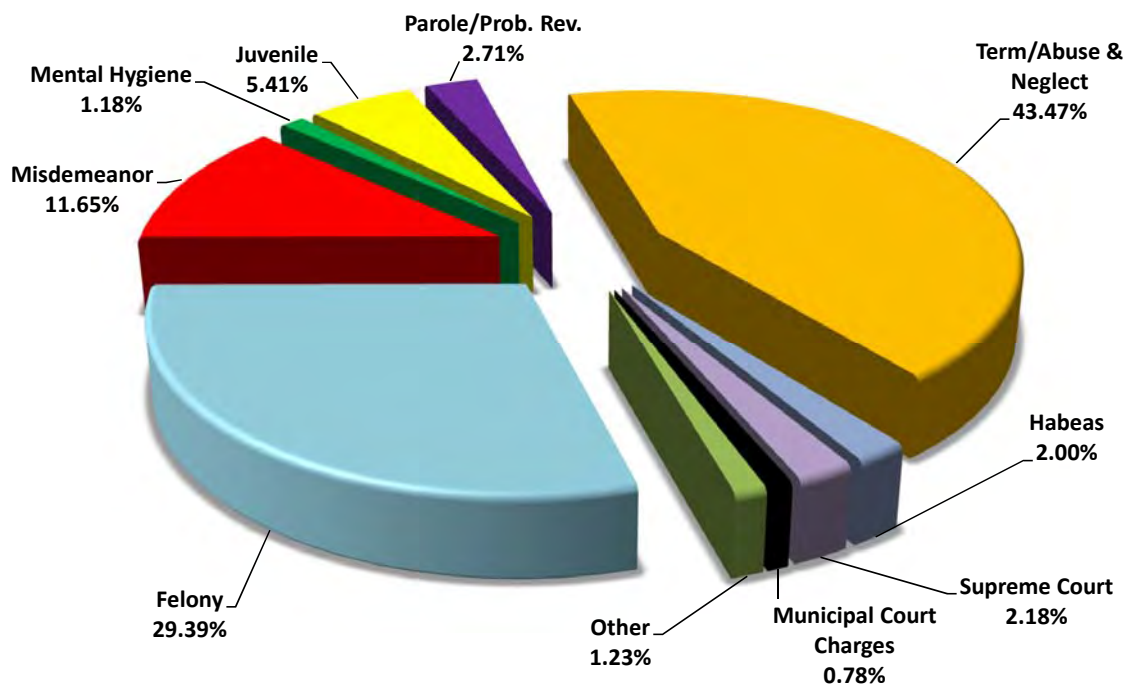
Circuit County	Expert Witness	Court Reporter	Investigator	Travel	Misc. Office	Paralegal	Other	Total Expenses
25 Circuit								
BOONE	-	-	386.34	6,012.58	300.72	-	397.50	7,097.14
LINCOLN	-	600.53	1,211.51	20,267.42	2,307.36	-	111.65	24,498.47
Total	-	600.53	1,597.85	26,280.00	2,608.08	-	509.15	31,595.61
26 Circuit								
LEWIS	-	-	552.99	19,926.16	3,125.12	-	27.00	23,631.27
UPSHUR	-	-	2,734.13	8,689.71	1,914.15	-	-	13,337.99
Total	-	-	3,287.12	28,615.87	5,039.27	-	27.00	36,969.26
27 Circuit								
WYOMING	-	-	34,475.83	27,942.79	6,629.96	4,515.26	3,936.00	77,499.84
Total	-	-	34,475.83	27,942.79	6,629.96	4,515.26	3,936.00	77,499.84
28 Circuit								
NICHOLAS	-	315.25	-	16,194.34	1,462.03	2,176.83	40.00	20,188.45
Total	-	315.25	-	16,194.34	1,462.03	2,176.83	40.00	20,188.45
29 Circuit								
PUTNAM	1,164.00	301.87	10,192.88	44,581.37	6,169.93	309.06	4,828.48	67,547.59
Total	1,164.00	301.87	10,192.88	44,581.37	6,169.93	309.06	4,828.48	67,547.59
30 Circuit								
MINGO	7,031.25	2,873.25	7,590.23	5,821.11	5,471.51	20.00	3,110.65	31,918.00
Total	7,031.25	2,873.25	7,590.23	5,821.11	5,471.51	20.00	3,110.65	31,918.00
31 Circuit								
MONROE	-	128.00	-	8,104.83	1,481.04	1,735.53	2.00	11,451.40
SUMMERS	-	1,216.60	2,158.93	10,765.07	658.49	3,516.90	224.70	18,540.69
Total	-	1,344.60	2,158.93	18,869.90	2,139.53	5,252.43	226.70	29,992.09
WV TOTAL	295,236.43	77,758.79	322,489.29	952,111.89	257,355.21	92,046.97	93,282.32	2,090,280.90

**PUBLIC DEFENDER SERVICES
 APPOINTED COUNSEL HOURS PAID BY CASE TYPE**

Felony	125,228.22
Misdemeanor	49,657.79
Mental Hygiene	5,025.90
Juvenile	23,054.60
Parole/Prob. Rev.	11,551.80
Term/Abuse & Neglect	185,238.34
Habeas	8,518.43
Supreme Court	9,270.70
Municipal Court Charges	3,315.58
Other	5,233.50

Mag. Ct. Appeal, Mandamus/Prohibition,
 Extradition, Contempt, Fugitive, Misc.

Total Hours Paid **426,094.86**



**PUBLIC DEFENDER SERVICES
 APPOINTED COUNSEL HOURS PAID BY CASE TYPE**

Circuit County	Felony	Misd.	Mental Hygiene	Juvenile	Parole Prob. Rev.	Term/ Abuse & Neglect	Habeas	Sup. Ct.	Municipal Court	Other	Total Claims
01 Circuit											
BROOKE	1,772.00	614.60	181.10	226.40	136.80	4,313.90	-	-	7.80	40.80	7,293.40
HANCOCK	2,051.30	622.20	103.60	274.10	265.10	2,961.20	215.70	149.10	2.60	30.30	6,675.20
OHIO	2,107.70	491.60	271.00	53.40	22.00	8,425.80	859.70	568.60	-	56.90	12,856.70
Total	5,931.00	1,728.40	555.70	553.90	423.90	15,700.90	1,075.40	717.70	10.40	128.00	26,825.30
02 Circuit											
MARSHALL	1,111.80	397.80	118.70	96.70	77.10	917.10	122.70	66.10	-	80.80	2,988.80
TYLER	243.30	365.50	-	60.20	16.10	500.90	-	16.00	-	-	1,202.00
WETZEL	479.40	119.70	65.00	158.40	56.70	413.80	13.70	47.90	-	3.90	1,358.50
Total	1,834.50	883.00	183.70	315.30	149.90	1,831.80	136.40	130.00	-	84.70	5,549.30
03 Circuit											
DODDRIDGE	711.80	426.80	100.70	160.50	247.10	788.10	-	-	-	58.60	2,493.60
PLEASANTS	492.30	495.10	23.70	150.90	80.60	878.30	-	-	-	15.60	2,136.50
RITCHIE	937.70	694.80	47.80	89.60	34.80	1,304.70	155.80	200.30	-	64.90	3,530.40
Total	2,141.80	1,616.70	172.20	401.00	362.50	2,971.10	155.80	200.30	-	139.10	8,160.50
04 Circuit											
WIRT	282.50	71.90	6.30	42.30	6.20	368.50	-	-	-	3.00	780.70
WOOD	3,596.00	1,397.20	391.40	317.20	129.40	8,123.20	310.00	398.30	-	110.00	14,772.70
Total	3,878.50	1,469.10	397.70	359.50	135.60	8,491.70	310.00	398.30	-	113.00	15,553.40
05 Circuit											
CALHOUN	1,058.50	187.40	5.90	17.20	11.90	1,212.40	-	71.30	-	11.00	2,575.60
JACKSON	1,362.30	144.50	2.40	52.60	84.10	3,881.20	2.20	83.20	-	42.40	5,654.90
MASON	2,105.30	1,607.10	131.40	787.80	213.50	1,190.80	79.80	-	-	165.50	6,281.20
ROANE	1,128.00	131.50	15.20	82.60	62.00	2,320.20	51.30	14.70	-	112.20	3,917.70
Total	5,654.10	2,070.50	154.90	940.20	371.50	8,604.60	133.30	169.20	-	331.10	18,429.40
06 Circuit											
CABELL	8,738.40	496.10	1,269.80	460.10	721.00	8,897.10	571.10	954.60	-	85.10	22,193.30
Total	8,738.40	496.10	1,269.80	460.10	721.00	8,897.10	571.10	954.60	-	85.10	22,193.30
07 Circuit											
LOGAN	2,285.94	2,558.60	-	477.80	170.00	2,985.13	86.93	35.70	-	93.60	8,693.71
Total	2,285.94	2,558.60	-	477.80	170.00	2,985.13	86.93	35.70	-	93.60	8,693.71

**PUBLIC DEFENDER SERVICES
 APPOINTED COUNSEL HOURS PAID BY CASE TYPE**

Circuit County	Felony	Misd.	Mental Hygiene	Juvenile	Parole Prob. Rev.	Term/ Abuse & Neglect		Habeas	Sup. Ct.	Municipal Court	Other	Total Claims
08 Circuit												
MCDOWELL	2,197.30	534.50	38.20	121.70	-	2,022.40	94.70	161.40	-	304.90	5,475.10	
Total	2,197.30	534.50	38.20	121.70	-	2,022.40	94.70	161.40	-	304.90	5,475.10	
09 Circuit												
MERCER	8,891.00	1,874.20	113.70	4,188.50	622.00	9,774.60	714.30	534.50	94.60	407.80	27,215.20	
Total	8,891.00	1,874.20	113.70	4,188.50	622.00	9,774.60	714.30	534.50	94.60	407.80	27,215.20	
10 Circuit												
RALEIGH	5,825.90	1,270.30	37.00	249.10	497.90	12,196.00	1,143.20	384.50	-	96.00	21,699.90	
Total	5,825.90	1,270.30	37.00	249.10	497.90	12,196.00	1,143.20	384.50	-	96.00	21,699.90	
11 Circuit												
GREENBRIER	2,147.00	274.80	5.60	232.40	27.70	3,385.60	342.10	192.20	8.20	70.20	6,685.80	
POCAHONTAS	889.30	221.20	15.70	45.30	9.80	1,023.40	-	37.60	-	5.10	2,247.40	
Total	3,036.30	496.00	21.30	277.70	37.50	4,409.00	342.10	229.80	8.20	75.30	8,933.20	
12 Circuit												
FAYETTE	1,567.50	566.90	2.50	121.50	114.30	2,565.60	209.20	212.90	9.80	48.60	5,418.80	
Total	1,567.50	566.90	2.50	121.50	114.30	2,565.60	209.20	212.90	9.80	48.60	5,418.80	
13 Circuit												
KANAWHA	9,542.68	3,434.19	-	1,317.50	623.90	18,428.14	925.70	1,079.80	2,037.38	351.50	37,740.79	
Total	9,542.68	3,434.19	-	1,317.50	623.90	18,428.14	925.70	1,079.80	2,037.38	351.50	37,740.79	
14 Circuit												
BRAXTON	1,622.00	1,343.50	22.80	317.40	235.10	3,056.90	2.50	73.10	-	84.90	6,758.20	
CLAY	1,549.80	708.60	7.00	125.90	45.40	1,644.70	30.70	92.10	-	43.70	4,247.90	
GILMER	955.80	618.80	15.70	174.30	66.30	1,572.80	20.50	60.70	-	59.10	3,544.00	
WEBSTER	1,291.60	639.10	8.40	333.30	153.20	4,730.20	48.60	280.50	-	25.50	7,510.40	
Total	5,419.20	3,310.00	53.90	950.90	500.00	11,004.60	102.30	506.40	-	213.20	22,060.50	
15 Circuit												
HARRISON	2,577.60	758.90	123.10	249.70	532.70	6,121.40	343.00	388.00	-	41.60	11,136.00	
Total	2,577.60	758.90	123.10	249.70	532.70	6,121.40	343.00	388.00	-	41.60	11,136.00	
16 Circuit												
MARION	6,036.60	2,066.10	233.10	1,551.80	582.30	6,076.40	417.70	365.60	248.30	240.90	17,818.80	
Total	6,036.60	2,066.10	233.10	1,551.80	582.30	6,076.40	417.70	365.60	248.30	240.90	17,818.80	

**PUBLIC DEFENDER SERVICES
 APPOINTED COUNSEL HOURS PAID BY CASE TYPE**

Circuit County	Felony	Misd.	Mental Hygiene	Juvenile	Parole		Term/ Abuse & Neglect		Habeas	Sup. Ct.	Municipal Court	Other	Total Claims
					Prob. Rev.	Rev.	Abuse & Neglect	Neglect					
17 Circuit													
MONONGALIA	7,480.10	4,217.00	338.50	1,969.00	654.00	6,114.57	311.90	164.40	454.80	352.00	22,056.27		
Total	7,480.10	4,217.00	338.50	1,969.00	654.00	6,114.57	311.90	164.40	454.80	352.00	22,056.27		
18 Circuit													
PRESTON	1,371.80	367.90	-	167.40	133.80	3,602.70	193.10	77.60	-	228.10	6,142.40		
Total	1,371.80	367.90	-	167.40	133.80	3,602.70	193.10	77.60	-	228.10	6,142.40		
19 Circuit													
BARBOUR	1,458.10	659.40	13.20	52.30	52.90	4,171.70	-	295.60	-	16.90	6,720.10		
TAYLOR	1,529.90	536.10	43.80	126.20	26.10	2,975.50	15.00	142.20	-	40.80	5,435.60		
Total	2,988.00	1,195.50	57.00	178.50	79.00	7,147.20	15.00	437.80	-	57.70	12,155.70		
20 Circuit													
RANDOLPH	3,651.70	2,174.40	32.30	847.50	399.80	3,380.60	3.80	414.80	398.30	178.00	11,481.20		
Total	3,651.70	2,174.40	32.30	847.50	399.80	3,380.60	3.80	414.80	398.30	178.00	11,481.20		
21 Circuit													
GRANT	857.70	384.50	6.00	145.60	142.00	1,201.20	-	60.90	-	54.60	2,852.50		
MINERAL	1,603.50	1,160.10	-	223.30	291.90	1,186.40	39.80	203.40	-	16.80	4,725.20		
TUCKER	338.90	348.10	-	86.50	11.50	521.80	-	-	-	10.70	1,317.50		
Total	2,800.10	1,892.70	6.00	455.40	445.40	2,909.40	39.80	264.30	-	82.10	8,895.20		
22 Circuit													
HAMPSHIRE	1,737.30	925.40	27.30	512.10	131.60	3,182.50	13.60	208.70	-	65.90	6,804.40		
HARDY	1,040.20	1,260.30	5.00	328.00	349.50	1,306.10	-	-	-	34.50	4,323.60		
PENDLETON	340.70	256.80	-	259.50	23.60	85.70	-	-	-	12.00	978.30		
Total	3,118.20	2,442.50	32.30	1,099.60	504.70	4,574.30	13.60	208.70	-	112.40	12,106.30		
23 Circuit													
BERKELEY	3,054.20	641.00	-	381.90	313.80	3,825.50	260.10	723.40	46.60	20.90	9,267.40		
JEFFERSON	2,651.20	544.60	-	282.70	197.50	2,613.50	26.00	-	-	21.30	6,336.80		
MORGAN	785.70	240.80	-	63.00	141.80	1,985.80	28.20	13.30	-	-	3,258.60		
Total	6,491.10	1,426.40	-	727.60	653.10	8,424.80	314.30	736.70	46.60	42.20	18,862.80		
24 Circuit													
WAYNE	1,913.90	271.90	32.10	108.90	252.20	4,636.70	184.40	150.20	7.20	5.60	7,563.10		
Total	1,913.90	271.90	32.10	108.90	252.20	4,636.70	184.40	150.20	7.20	5.60	7,563.10		

**PUBLIC DEFENDER SERVICES
 APPOINTED COUNSEL HOURS PAID BY CASE TYPE**

Circuit County	Felony	Misd.	Mental Hygiene	Juvenile	Parole Prob. Rev.	Term/ Abuse & Neglect	Habeas	Sup. Ct.	Municipal Court	Other	Total Claims
25 Circuit											
BOONE	999.80	296.30	17.20	938.00	67.40	1,274.00	-	-	-	36.80	3,629.50
LINCOLN	2,610.60	780.80	159.40	158.20	654.20	3,745.90	221.90	43.90	-	563.50	8,938.40
Total	3,610.40	1,077.10	176.60	1,096.20	721.60	5,019.90	221.90	43.90	-	600.30	12,567.90
26 Circuit											
LEWIS	2,157.80	1,195.40	530.70	108.40	401.60	714.40	5.60	53.50	-	67.60	5,235.00
UPSHUR	1,749.00	812.40	17.50	193.80	378.70	448.40	43.00	-	-	71.50	3,714.30
Total	3,906.80	2,007.80	548.20	302.20	780.30	1,162.80	48.60	53.50	-	139.10	8,949.30
27 Circuit											
WYOMING	3,501.30	2,107.00	66.50	510.40	150.10	4,006.49	121.10	-	-	51.00	10,513.89
Total	3,501.30	2,107.00	66.50	510.40	150.10	4,006.49	121.10	-	-	51.00	10,513.89
28 Circuit											
NICHOLAS	537.60	235.20	-	130.70	17.10	3,141.40	39.40	74.80	-	11.40	4,187.60
Total	537.60	235.20	-	130.70	17.10	3,141.40	39.40	74.80	-	11.40	4,187.60
29 Circuit											
PUTNAM	3,769.00	4,134.20	368.10	2,459.30	595.70	3,079.70	137.00	-	-	524.30	15,067.30
Total	3,769.00	4,134.20	368.10	2,459.30	595.70	3,079.70	137.00	-	-	524.30	15,067.30
30 Circuit											
MINGO	2,597.10	410.10	5.30	246.40	270.40	5,052.20	113.40	119.80	-	88.90	8,903.60
Total	2,597.10	410.10	5.30	246.40	270.40	5,052.20	113.40	119.80	-	88.90	8,903.60
31 Circuit											
MONROE	885.90	349.30	-	104.70	26.30	292.10	-	53.30	-	1.20	1,712.80
SUMMERS	1,046.90	215.30	6.20	114.60	23.30	613.00	-	2.20	-	4.80	2,026.30
Total	1,932.80	564.60	6.20	219.30	49.60	905.10	-	55.50	-	6.00	3,739.10
WV TOTAL	125,228.22	49,657.79	5,025.90	23,054.60	11,551.80	185,238.34	8,518.43	9,270.70	3,315.58	5,233.50	426,094.86

**PUBLIC DEFENDER SERVICES
APPOINTED COUNSEL TIME PAID IN/OUT-OF-COURT**

In-Court at \$65 per hour	66,555.65
Out-Of-Court at \$45 per hour	359,539.21
Total Hours Paid	426,094.86



**PUBLIC DEFENDER SERVICES
 APPOINTED COUNSEL IN/OUT OF COURT HOURS**

Circuit County	In-Court	Out-Of-Court	Total Hours
01 Circuit			
BROOKE	913.30	6,380.10	7,293.40
HANCOCK	723.80	5,951.40	6,675.20
OHIO	1,082.50	11,774.20	12,856.70
Total	2,719.60	24,105.70	26,825.30
02 Circuit			
MARSHALL	342.70	2,646.10	2,988.80
TYLER	138.60	1,063.40	1,202.00
WETZEL	153.30	1,205.20	1,358.50
Total	634.60	4,914.70	5,549.30
03 Circuit			
DODDRIDGE	301.80	2,191.80	2,493.60
PLEASANTS	325.90	1,810.60	2,136.50
RITCHIE	447.80	3,082.60	3,530.40
Total	1,075.50	7,085.00	8,160.50
04 Circuit			
WIRT	78.30	702.40	780.70
WOOD	1,995.80	12,776.90	14,772.70
Total	2,074.10	13,479.30	15,553.40
05 Circuit			
CALHOUN	362.30	2,213.30	2,575.60
JACKSON	1,280.50	4,374.40	5,654.90
MASON	1,094.70	5,186.50	6,281.20
ROANE	720.20	3,197.50	3,917.70
Total	3,457.70	14,971.70	18,429.40
06 Circuit			
CABELL	5,715.30	16,478.00	22,193.30
Total	5,715.30	16,478.00	22,193.30
07 Circuit			
LOGAN	1,202.55	7,491.15	8,693.71
Total	1,202.55	7,491.15	8,693.71
08 Circuit			
MCDOWELL	699.50	4,775.60	5,475.10
Total	699.50	4,775.60	5,475.10
09 Circuit			
MERCER	4,016.90	23,198.30	27,215.20
Total	4,016.90	23,198.30	27,215.20
10 Circuit			
RALEIGH	3,117.10	18,582.80	21,699.90
Total	3,117.10	18,582.80	21,699.90

**PUBLIC DEFENDER SERVICES
 APPOINTED COUNSEL IN/OUT OF COURT HOURS**

Circuit County	In-Court	Out-Of-Court	Total Hours
11 Circuit			
GREENBRIER	846.80	5,839.00	6,685.80
POCAHONTAS	313.50	1,933.90	2,247.40
Total	1,160.30	7,772.90	8,933.20
12 Circuit			
FAYETTE	654.50	4,764.30	5,418.80
Total	654.50	4,764.30	5,418.80
13 Circuit			
KANAWHA	6,839.20	30,901.59	37,740.79
Total	6,839.20	30,901.59	37,740.79
14 Circuit			
BRAXTON	1,242.30	5,515.90	6,758.20
CLAY	488.50	3,759.40	4,247.90
GILMER	448.20	3,095.80	3,544.00
WEBSTER	1,318.90	6,191.50	7,510.40
Total	3,497.90	18,562.60	22,060.50
15 Circuit			
HARRISON	1,481.30	9,654.70	11,136.00
Total	1,481.30	9,654.70	11,136.00
16 Circuit			
MARION	1,475.30	16,343.50	17,818.80
Total	1,475.30	16,343.50	17,818.80
17 Circuit			
MONONGALIA	2,431.40	19,624.87	22,056.27
Total	2,431.40	19,624.87	22,056.27
18 Circuit			
PRESTON	681.00	5,461.40	6,142.40
Total	681.00	5,461.40	6,142.40
19 Circuit			
BARBOUR	799.40	5,920.70	6,720.10
TAYLOR	701.70	4,733.90	5,435.60
Total	1,501.10	10,654.60	12,155.70
20 Circuit			
RANDOLPH	2,319.50	9,161.70	11,481.20
Total	2,319.50	9,161.70	11,481.20
21 Circuit			
GRANT	402.20	2,450.30	2,852.50
MINERAL	552.10	4,173.10	4,725.20
TUCKER	155.20	1,162.30	1,317.50
Total	1,109.50	7,785.70	8,895.20

**PUBLIC DEFENDER SERVICES
 APPOINTED COUNSEL IN/OUT OF COURT HOURS**

Circuit County	In-Court	Out-Of-Court	Total Hours
22 Circuit			
HAMPSHIRE	1,123.10	5,681.30	6,804.40
HARDY	828.90	3,494.70	4,323.60
PENDLETON	173.80	804.50	978.30
Total	2,125.80	9,980.50	12,106.30
23 Circuit			
BERKELEY	1,609.40	7,658.00	9,267.40
JEFFERSON	839.70	5,497.10	6,336.80
MORGAN	477.50	2,781.10	3,258.60
Total	2,926.60	15,936.20	18,862.80
24 Circuit			
WAYNE	2,567.40	4,995.70	7,563.10
Total	2,567.40	4,995.70	7,563.10
25 Circuit			
BOONE	1,294.50	2,335.00	3,629.50
LINCOLN	1,735.10	7,203.30	8,938.40
Total	3,029.60	9,538.30	12,567.90
26 Circuit			
LEWIS	945.40	4,289.60	5,235.00
UPSHUR	752.50	2,961.80	3,714.30
Total	1,697.90	7,251.40	8,949.30
27 Circuit			
WYOMING	1,419.89	9,094.00	10,513.89
Total	1,419.89	9,094.00	10,513.89
28 Circuit			
NICHOLAS	496.30	3,691.30	4,187.60
Total	496.30	3,691.30	4,187.60
29 Circuit			
PUTNAM	2,383.40	12,683.90	15,067.30
Total	2,383.40	12,683.90	15,067.30
30 Circuit			
MINGO	1,423.90	7,479.70	8,903.60
Total	1,423.90	7,479.70	8,903.60
31 Circuit			
MONROE	254.30	1,458.50	1,712.80
SUMMERS	366.70	1,659.60	2,026.30
Total	621.00	3,118.10	3,739.10
WV TOTAL	66,555.65	359,539.21	426,094.86

PUBLIC DEFENDER SERVICES
APPOINTED COUNSEL STATEWIDE AVERAGE COSTS BY CASE TYPE
INCLUDING DIRECT EXPENSES AND SUPPLEMENTALS

Felony	\$886.76
Misdemeanor	\$343.91
Mental Hygiene	\$120.80
Juvenile	\$582.27
Parole/Prob. Rev.	\$399.35
Term/ Abuse & Neglect	\$847.61
Habeas	\$2,409.23
Supreme Court	\$1,685.39
Municipal Court Charges	\$271.65
Other	\$340.85
Mag. Ct. Appeal, Mandamus/Prohibition, Extradition, Contempt, Fugitive, Misc.	
<hr/>	
Statewide Average	\$658.76

**PUBLIC DEFENDER SERVICES
 APPOINTED COUNSEL AVERAGE COST BY CASE TYPE (\$)
 INCLUDING DIRECT EXPENSES AND SUPPLEMENTALS**

Circuit County	Felony	Misd.	Mental Hygiene	Juvenile	Parole		Habeas	Sup. Ct.	Municipal Court			Average Cost Per Claim
					Prob. Rev.	Abuse & Neglect			Other	Other	Other	
01 Circuit												
BROOKE	1,084.93	540.92	281.41	1,016.40	873.67	1,368.07	-	-	387.12	753.39	1,034.41	
HANCOCK	1,306.08	679.59	271.83	517.90	472.95	952.17	3,590.82	2,830.23	117.00	791.93	926.82	
OHIO	1,079.70	445.38	70.31	666.13	521.94	1,663.11	5,636.76	2,893.58	-	1,056.28	1,014.11	
Average	1,152.84	550.16	112.15	666.11	557.66	1,381.82	5,078.78	2,878.96	252.06	876.61	995.51	
02 Circuit												
MARSHALL	805.42	458.37	101.69	358.46	420.23	1,145.79	2,415.26	3,179.63	-	1,388.50	617.43	
TYLER	896.02	685.93	-	565.06	303.45	1,408.15	1,262.50	787.75	-	-	905.73	
WETZEL	899.71	337.26	144.68	1,137.26	697.71	1,219.02	665.86	1,218.24	-	180.00	681.31	
Average	841.61	506.00	114.19	615.81	467.70	1,228.72	1,739.44	1,600.96	-	1,086.37	684.31	
03 Circuit												
DODDRIDGE	1,092.31	473.34	183.14	441.88	417.70	698.80	-	-	-	182.05	555.68	
PLEASANTS	762.96	428.80	288.41	403.31	582.05	537.87	-	-	-	428.13	526.16	
RITCHIE	1,024.02	451.39	210.51	593.39	502.12	1,070.88	7,593.37	9,926.58	-	1,735.35	824.64	
Average	972.06	449.90	199.99	450.08	451.52	747.46	7,593.37	9,926.58	-	345.63	635.44	
04 Circuit												
WIRT	714.21	402.97	80.55	454.84	305.17	988.04	-	-	-	153.17	678.17	
WOOD	872.13	326.58	80.18	382.78	392.27	742.29	2,465.08	1,388.56	-	283.61	571.57	
Average	859.03	329.69	80.18	390.61	387.91	750.32	2,465.08	1,388.56	-	277.68	575.96	
05 Circuit												
CALHOUN	2,462.07	629.71	156.47	511.01	368.96	741.72	-	741.22	-	185.54	1,012.92	
JACKSON	966.23	218.70	130.00	235.13	295.48	399.77	103.00	937.99	-	239.30	447.32	
MASON	542.95	263.55	120.63	571.05	292.43	916.53	1,771.54	-	-	221.88	415.56	
ROANE	986.97	233.47	124.61	203.31	414.67	719.53	2,308.50	854.79	-	513.17	665.54	
Average	845.75	271.86	122.36	459.34	312.16	541.19	1,545.23	840.99	-	275.19	513.01	
06 Circuit												
CABELL	1,015.39	293.64	98.84	214.99	346.16	717.86	3,020.00	2,975.44	-	366.91	555.34	
Average	1,015.39	293.64	98.84	214.99	346.16	717.86	3,020.00	2,975.44	-	366.91	555.34	
07 Circuit												
LOGAN	730.36	281.08	-	905.23	346.24	991.22	1,598.13	559.08	-	437.74	527.89	
Average	730.36	281.08	-	905.23	346.24	991.22	1,598.13	559.08	-	437.74	527.89	

**PUBLIC DEFENDER SERVICES
 APPOINTED COUNSEL AVERAGE COST BY CASE TYPE (\$)
 INCLUDING DIRECT EXPENSES AND SUPPLEMENTS**

Circuit County	Felony	Misd.	Mental Hygiene	Juvenile	Parole Prob. Rev.	Term/ Abuse & Neglect		Habeas	Sup. Ct.	Municipal Court	Other	Average Cost Per Claim
08 Circuit												
MCDOWELL	1,323.33	628.43	259.84	626.21	-	975.16	2,345.88	3,418.14	-	-	2,138.37	1,081.61
Average	1,323.33	628.43	259.84	626.21	-	975.16	2,345.88	3,418.14	-	-	2,138.37	1,081.61
09 Circuit												
MERCER	870.78	342.08	144.84	638.83	444.88	610.65	2,007.15	1,508.79	434.61	270.52	637.52	637.52
Average	870.78	342.08	144.84	638.83	444.88	610.65	2,007.15	1,508.79	434.61	270.52	637.52	637.52
10 Circuit												
RALEIGH	1,027.52	419.70	64.67	446.57	677.63	765.50	4,414.03	2,213.38	-	664.49	790.51	790.51
Average	1,027.52	419.70	64.67	446.57	677.63	765.50	4,414.03	2,213.38	-	664.49	790.51	790.51
11 Circuit												
GREENBRIER	1,381.86	405.13	138.00	1,101.44	362.25	1,583.91	4,592.93	3,196.97	248.05	718.02	1,338.14	1,338.14
POCAHONTAS	2,356.19	595.10	121.29	2,231.06	498.78	2,255.25	-	862.58	-	320.12	1,509.37	1,509.37
Average	1,566.98	478.45	124.63	1,204.13	389.55	1,709.78	4,592.93	2,263.21	248.05	651.70	1,378.74	1,378.74
12 Circuit												
FAYETTE	782.11	171.84	157.48	1,449.06	417.07	1,218.68	4,733.90	1,738.70	120.00	292.53	630.56	630.56
Average	782.11	171.84	157.48	1,449.06	417.07	1,218.68	4,733.90	1,738.70	120.00	292.53	630.56	630.56
13 Circuit												
KANAWHA	585.26	336.33	-	533.47	328.92	644.38	2,229.24	1,621.02	257.76	317.11	543.75	543.75
Average	585.26	336.33	-	533.47	328.92	644.38	2,229.24	1,621.02	257.76	317.11	543.75	543.75
14 Circuit												
BRAXTON	801.79	335.27	90.37	1,058.78	338.36	1,033.74	112.50	996.62	-	253.99	633.79	633.79
CLAY	856.93	358.25	172.50	1,149.94	232.13	1,320.62	630.76	1,470.48	-	526.57	764.28	764.28
GILMER	1,393.88	449.41	188.36	1,168.89	449.60	1,249.60	510.67	3,115.31	-	126.74	834.79	834.79
WEBSTER	1,169.61	378.34	147.33	1,048.48	670.83	806.01	672.88	1,172.16	-	371.11	779.70	779.70
Average	965.36	365.69	123.37	1,085.83	394.52	969.66	571.76	1,278.96	-	214.52	732.88	732.88
15 Circuit												
HARRISON	1,138.16	412.31	126.29	519.35	808.09	1,320.26	1,660.95	1,814.42	-	546.53	987.76	987.76
Average	1,138.16	412.31	126.29	519.35	808.09	1,320.26	1,660.95	1,814.42	-	546.53	987.76	987.76
16 Circuit												
MARION	974.79	341.55	135.87	533.43	318.83	723.10	2,261.77	1,718.25	337.71	216.41	609.16	609.16
Average	974.79	341.55	135.87	533.43	318.83	723.10	2,261.77	1,718.25	337.71	216.41	609.16	609.16

**PUBLIC DEFENDER SERVICES
 APPOINTED COUNSEL AVERAGE COST BY CASE TYPE (\$)
 INCLUDING DIRECT EXPENSES AND SUPPLEMENTALS**

Circuit County	Felony	Misd.	Mental Hygiene	Juvenile	Parole		Habeas	Sup. Ct.	Municipal Court	Other	Average Cost Per Claim
					Prob. Rev.	Abuse & Neglect					
17 Circuit											
MONONGALIA	946.50	410.86	127.55	769.45	316.35	959.34	2,213.99	2,300.63	386.75	408.54	652.99
Average	946.50	410.86	127.55	769.45	316.35	959.34	2,213.99	2,300.63	386.75	408.54	652.99
18 Circuit											
PRESTON	1,162.24	431.94	-	729.72	420.91	771.43	1,424.03	2,077.24	-	766.75	803.45
Average	1,162.24	431.94	-	729.72	420.91	771.43	1,424.03	2,077.24	-	766.75	803.45
19 Circuit											
BARBOUR	562.21	217.24	198.28	430.07	237.34	673.82	-	1,145.98	-	104.56	527.66
TAYLOR	654.41	247.27	207.89	224.93	273.79	599.59	817.31	1,070.80	-	105.59	502.00
Average	608.31	229.91	205.49	276.21	248.06	641.05	817.31	1,119.67	-	105.27	515.71
20 Circuit											
RANDOLPH	772.56	372.10	111.41	787.17	317.97	1,031.57	174.47	1,061.14	222.89	355.86	606.84
Average	772.56	372.10	111.41	787.17	317.97	1,031.57	174.47	1,061.14	222.89	355.86	606.84
21 Circuit											
GRANT	1,004.85	342.45	110.00	420.98	276.51	1,226.36	-	1,654.69	-	267.64	726.98
MINERAL	775.88	293.58	-	194.50	357.70	890.41	1,928.16	1,454.12	-	507.23	519.14
TUCKER	774.72	522.36	-	329.86	310.80	1,747.31	-	-	-	199.77	749.41
Average	839.82	332.06	110.00	262.36	324.80	1,123.45	1,928.16	1,494.24	-	307.37	604.48
22 Circuit											
HAMPSHIRE	1,222.98	260.95	131.32	975.47	323.39	1,470.05	612.00	1,221.77	-	88.53	756.76
HARDY	1,108.61	338.05	95.45	1,087.93	519.07	1,229.80	-	-	-	422.92	653.92
PENDLETON	955.82	305.17	-	1,156.58	249.65	929.49	-	-	-	231.05	597.41
Average	1,149.11	300.85	123.63	1,049.26	427.91	1,376.11	612.00	1,221.77	-	176.95	701.27
23 Circuit											
BERKELEY	815.03	225.80	-	626.73	564.85	1,293.80	1,989.49	2,315.54	265.68	333.26	828.12
JEFFERSON	1,307.62	450.98	-	2,312.49	639.95	2,176.77	1,170.30	-	-	589.25	1,260.90
MORGAN	1,027.44	434.06	-	845.37	681.61	2,075.98	1,409.83	604.50	-	-	1,210.56
Average	1,005.40	316.69	-	991.42	615.03	1,633.47	1,881.89	2,220.49	265.68	435.65	1,000.19
24 Circuit											
WAYNE	788.39	365.37	110.84	312.84	344.27	702.21	3,165.44	1,288.75	190.98	289.94	666.80
Average	788.39	365.37	110.84	312.84	344.27	702.21	3,165.44	1,288.75	190.98	289.94	666.80

**PUBLIC DEFENDER SERVICES
 APPOINTED COUNSEL AVERAGE COST BY CASE TYPE (\$)
 INCLUDING DIRECT EXPENSES AND SUPPLEMENTALS**

Circuit County	Felony	Misd.	Mental Hygiene	Juvenile	Parole Prob. Rev.	Term/ Abuse & Neglect	Habeas	Sup. Ct.	Municipal Court	Other	Average Cost Per Claim
25 Circuit											
BOONE	682.54	196.69	279.33	253.42	226.66	541.75	-	-	-	386.49	384.94
LINCOLN	788.57	384.16	150.60	716.72	456.67	1,104.62	2,750.38	1,462.74	-	324.01	678.59
Average	754.08	300.40	157.62	280.54	414.85	869.64	2,750.38	1,462.74	-	327.37	552.74
26 Circuit											
LEWIS	848.00	291.41	149.77	1,371.29	378.12	1,422.33	273.70	1,397.33	-	308.65	434.56
UPSHUR	737.49	250.00	139.16	499.47	333.25	952.04	1,115.15	-	-	232.83	463.37
Average	794.64	273.37	149.38	644.77	355.49	1,196.23	834.67	1,397.33	-	263.72	446.01
27 Circuit											
WYOMING	881.40	362.09	275.52	504.65	527.30	683.18	2,228.08	-	-	569.55	612.74
Average	881.40	362.09	275.52	504.65	527.30	683.18	2,228.08	-	-	569.55	612.74
28 Circuit											
NICHOLAS	559.84	251.12	-	2,197.79	423.56	1,219.78	1,779.00	1,848.18	-	311.76	884.85
Average	559.84	251.12	-	2,197.79	423.56	1,219.78	1,779.00	1,848.18	-	311.76	884.85
29 Circuit											
PUTNAM	694.73	415.68	243.59	800.63	363.19	974.28	1,817.19	-	-	476.38	585.44
Average	694.73	415.68	243.59	800.63	363.19	974.28	1,817.19	-	-	476.38	585.44
30 Circuit											
MINGO	1,409.05	283.92	140.15	777.39	565.03	1,185.02	2,965.44	1,057.15	-	426.04	1,029.15
Average	1,409.05	283.92	140.15	777.39	565.03	1,185.02	2,965.44	1,057.15	-	426.04	1,029.15
31 Circuit											
MONROE	1,363.51	352.72	-	840.81	362.98	818.28	-	1,421.43	-	61.28	748.93
SUMMERS	1,099.72	230.93	353.15	563.70	262.04	927.15	-	200.35	-	286.15	718.15
Average	1,198.99	295.81	353.15	671.47	306.90	889.54	-	1,014.40	-	173.72	731.51
State Average	886.76	343.91	120.80	582.27	399.35	847.61	2,409.23	1,685.39	271.65	340.85	658.76

PUBLIC DEFENDER SERVICES
APPOINTED COUNSEL STATEWIDE AVERAGE COSTS BY CASE TYPE
WITHOUT DIRECT EXPENSES OR SUPPLEMENTALS

Felony	\$991.63
Misdemeanor	\$355.50
Mental Hygiene	\$121.19
Juvenile	\$805.35
Parole/Prob. Rev.	\$413.92
Term/ Abuse & Neglect	\$1,325.69
Habeas	\$2,825.64
Supreme Court	\$1,964.02
Municipal Court Charges	\$287.30
Other	\$353.18
Mag. Ct. Appeal, Mandamus/Prohibition, Extradition, Contempt, Fugitive, Misc.	
<hr/>	
Statewide Average	\$796.48

**PUBLIC DEFENDER SERVICES
 APPOINTED COUNSEL AVERAGE COST BY CASE TYPE
 WITHOUT DIRECT EXPENSES OR SUPPLEMENTALS**

Circuit County	Felony	Misd.	Mental Hygiene	Juvenile	Parole Prob. Rev.	Term/ Abuse & Neglect	Habeas	Sup. Ct.	Municipal Court	Other	Average Cost Per Claim
01 Circuit											
BROOKE	1,111.07	569.39	281.41	1,118.04	873.67	2,386.52	-	-	387.12	753.39	1,300.29
HANCOCK	1,426.38	709.14	271.83	897.69	489.85	1,953.81	3,590.82	2,830.23	117.00	791.93	1,276.96
OHIO	1,114.91	453.78	70.31	666.13	521.94	1,990.93	6,442.01	2,893.58	-	1,056.28	1,094.40
Average	1,207.95	571.32	112.15	941.74	572.34	2,078.25	5,586.65	2,878.96	252.06	876.61	1,189.35
02 Circuit											
MARSHALL	830.59	458.37	101.69	358.46	540.29	1,276.74	2,415.26	3,179.63	-	1,388.50	639.00
TYLER	1,045.36	685.93	-	678.07	303.45	1,486.38	-	787.75	-	-	986.84
WETZEL	1,007.68	337.26	144.68	1,326.80	697.71	1,462.83	665.86	2,436.47	-	180.00	738.08
Average	899.94	506.00	114.19	667.13	534.52	1,373.28	2,609.16	2,134.62	-	1,086.37	722.72
03 Circuit											
DODDRIDGE	1,544.30	572.41	188.53	679.81	444.65	1,604.66	-	-	-	182.05	743.76
PLEASANTS	940.98	490.05	288.41	529.34	679.06	1,227.44	-	-	-	428.13	768.73
RITCHIE	1,348.71	557.96	210.51	791.19	1,004.24	2,314.49	7,593.37	-	-	3,470.70	1,178.05
Average	1,283.11	539.36	203.76	630.12	509.41	1,679.85	7,593.37	-	-	362.09	892.32
04 Circuit											
WIRT	753.89	402.97	80.55	758.07	-	1,317.38	-	-	-	153.17	800.24
WOOD	995.37	332.86	80.18	560.50	438.42	1,331.62	3,451.11	1,465.70	-	297.79	738.95
Average	973.85	335.76	80.18	579.62	456.37	1,331.01	3,451.11	1,465.70	-	290.90	741.71
05 Circuit											
CALHOUN	2,659.03	629.71	156.47	511.01	368.96	1,320.26	-	1,235.36	-	185.54	1,445.63
JACKSON	1,018.46	218.70	130.00	705.38	295.48	1,152.28	103.00	2,344.98	-	239.30	951.74
MASON	579.71	272.13	120.63	729.68	308.24	987.03	1,771.54	-	-	221.88	440.52
ROANE	1,070.61	257.62	124.61	508.28	414.67	1,188.21	2,308.50	-	-	564.49	938.06
Average	903.75	280.99	122.36	695.77	321.91	1,156.11	1,545.23	1,850.17	-	279.77	714.51
06 Circuit											
CABELL	1,160.79	303.88	99.58	363.83	346.16	1,010.21	4,314.29	3,400.50	-	366.91	649.96
Average	1,160.79	303.88	99.58	363.83	346.16	1,010.21	4,314.29	3,400.50	-	366.91	649.96
07 Circuit											
LOGAN	792.83	281.08	-	1,023.30	346.24	1,140.27	1,598.13	559.08	-	437.74	553.00
Average	792.83	281.08	-	1,023.30	346.24	1,140.27	1,598.13	559.08	-	437.74	553.00

**PUBLIC DEFENDER SERVICES
 APPOINTED COUNSEL AVERAGE COST BY CASE TYPE
 WITHOUT DIRECT EXPENSES OR SUPPLEMENTALS**

Circuit County	Felony	Misd.	Mental Hygiene	Juvenile	Parole Prob. Rev.	Term/ Abuse & Neglect	Habeas	Sup. Ct.	Municipal Court	Other	Average Cost Per Claim
08 Circuit											
MCDOWELL	1,764.43	628.43	259.84	626.21	-	1,168.04	2,345.88	5,127.21	-	2,138.37	1,284.69
Average	1,764.43	628.43	259.84	626.21	-	1,168.04	2,345.88	5,127.21	-	2,138.37	1,284.69
09 Circuit											
MERCER	1,052.81	378.92	144.84	927.76	457.24	1,205.31	2,118.66	1,791.68	478.08	304.81	897.82
Average	1,052.81	378.92	144.84	927.76	457.24	1,205.31	2,118.66	1,791.68	478.08	304.81	897.82
10 Circuit											
RALEIGH	1,150.99	425.05	64.67	568.36	696.99	1,208.91	4,815.31	2,529.57	-	664.49	1,058.25
Average	1,150.99	425.05	64.67	568.36	696.99	1,208.91	4,815.31	2,529.57	-	664.49	1,058.25
11 Circuit											
GREENBRIER	1,554.59	417.04	138.00	1,573.49	362.25	1,771.25	6,123.90	3,196.97	248.05	718.02	1,486.16
POCAHONTAS	2,797.98	623.44	121.29	2,231.06	498.78	3,183.88	-	862.58	-	320.12	1,757.18
Average	1,780.66	495.85	124.63	1,655.68	389.55	1,989.57	-	2,263.21	248.05	651.70	1,548.14
12 Circuit											
FAYETTE	813.71	174.98	157.48	1,449.06	449.15	1,362.82	4,733.90	3,477.39	120.00	334.32	693.61
Average	813.71	174.98	157.48	1,449.06	449.15	1,362.82	4,733.90	3,477.39	120.00	334.32	693.61
13 Circuit											
KANAWHA	682.93	360.45	-	732.79	343.38	1,106.84	3,566.79	1,722.34	278.73	317.11	710.53
Average	682.93	360.45	-	732.79	343.38	1,106.84	3,566.79	1,722.34	278.73	317.11	710.53
14 Circuit											
BRAXTON	838.57	344.67	90.37	1,124.95	365.80	1,384.02	112.50	996.62	-	253.99	700.26
CLAY	946.61	369.21	172.50	1,724.92	232.13	1,532.86	946.15	1,470.48	-	526.57	833.23
GILMER	1,471.32	455.48	188.36	2,630.01	449.60	2,194.43	510.67	3,115.31	-	126.74	997.58
WEBSTER	1,250.27	391.09	147.33	1,451.75	792.80	1,536.61	672.88	1,172.16	-	371.11	1,140.71
Average	1,032.16	375.70	123.37	1,467.34	423.96	1,557.94	635.29	1,278.96	-	214.52	887.51
15 Circuit											
HARRISON	1,331.06	430.84	126.29	566.56	919.55	1,707.73	1,660.95	1,995.86	-	546.53	1,149.85
Average	1,331.06	430.84	126.29	566.56	919.55	1,707.73	1,660.95	1,995.86	-	546.53	1,149.85
16 Circuit											
MARION	1,053.74	346.33	135.87	817.17	326.24	1,295.81	2,544.49	2,362.60	347.65	220.50	747.20
Average	1,053.74	346.33	135.87	817.17	326.24	1,295.81	2,544.49	2,362.60	347.65	220.50	747.20

**PUBLIC DEFENDER SERVICES
 APPOINTED COUNSEL AVERAGE COST BY CASE TYPE
 WITHOUT DIRECT EXPENSES OR SUPPLEMENTALS**

Circuit County	Felony	Misd.	Mental Hygiene	Juvenile	Parole Prob. Rev.	Term/ Abuse & Neglect	Habeas	Sup. Ct.	Municipal Court	Other	Average Cost Per Claim
17 Circuit											
MONONGALIA	1,051.67	427.77	127.55	1,448.38	325.75	1,780.82	2,213.99	2,300.63	386.75	418.50	773.53
Average	1,051.67	427.77	127.55	1,448.38	325.75	1,780.82	2,213.99	2,300.63	386.75	418.50	773.53
18 Circuit											
PRESTON	1,260.74	431.94	-	1,094.57	420.91	1,530.32	1,582.26	2,077.24	-	766.75	1,184.80
Average	1,260.74	431.94	-	1,094.57	420.91	1,530.32	1,582.26	2,077.24	-	766.75	1,184.80
19 Circuit											
BARBOUR	574.70	218.61	198.28	483.83	237.34	1,179.18	-	1,489.77	-	104.56	673.89
TAYLOR	659.19	253.84	207.89	552.10	273.79	950.95	817.31	1,499.13	-	105.59	626.14
Average	617.26	233.30	205.49	523.35	248.06	1,072.85	817.31	1,492.89	-	105.27	651.36
20 Circuit											
RANDOLPH	791.48	374.68	111.41	850.15	338.48	1,093.71	174.47	1,179.04	225.49	355.86	625.21
Average	791.48	374.68	111.41	850.15	338.48	1,093.71	174.47	1,179.04	225.49	355.86	625.21
21 Circuit											
GRANT	1,094.57	342.45	110.00	445.74	299.55	1,294.49	-	1,654.69	-	291.98	765.58
MINERAL	859.94	296.64	-	222.29	377.04	976.58	1,928.16	1,938.83	-	676.31	555.59
TUCKER	808.40	522.36	-	329.86	310.80	2,150.53	-	-	-	199.77	782.35
Average	920.01	334.37	110.00	288.60	345.42	1,227.96	-	1,867.79	-	343.53	642.11
22 Circuit											
HAMPSHIRE	1,464.35	276.21	131.32	1,097.40	323.39	1,569.00	612.00	1,221.77	-	88.53	814.84
HARDY	1,229.55	343.50	95.45	1,427.91	550.53	1,405.48	-	-	-	549.80	702.22
PENDLETON	1,314.25	305.17	-	1,413.60	249.65	929.49	-	-	-	231.05	655.69
Average	1,360.17	310.60	123.63	1,263.40	442.17	1,498.05	-	1,221.77	-	187.36	755.64
23 Circuit											
BERKELEY	860.52	227.33	-	693.88	564.85	1,506.35	2,431.60	2,460.27	265.68	333.26	887.76
JEFFERSON	1,476.35	457.33	-	2,973.20	746.61	2,699.20	1,170.30	-	-	589.25	1,417.94
MORGAN	1,053.13	447.63	-	845.37	734.04	2,365.65	1,409.83	604.50	-	-	1,291.87
Average	1,082.34	320.47	-	1,118.52	656.04	1,920.91	2,224.05	2,351.10	265.68	435.65	1,085.86
24 Circuit											
WAYNE	850.47	383.64	110.84	402.22	344.27	963.26	3,165.44	3,866.26	190.98	289.94	823.38
Average	850.47	383.64	110.84	402.22	344.27	963.26	3,165.44	3,866.26	190.98	289.94	823.38

**PUBLIC DEFENDER SERVICES
 APPOINTED COUNSEL AVERAGE COST BY CASE TYPE
 WITHOUT DIRECT EXPENSES OR SUPPLEMENTALS**

Circuit County	Felony	Misd.	Mental Hygiene	Juvenile	Parole Prob. Rev.	Term/ Abuse & Neglect	Habeas	Sup. Ct.	Municipal Court	Other	Average Cost Per Claim
25 Circuit											
BOONE	737.88	199.06	279.33	357.01	226.66	727.97	-	-	-	386.49	474.20
LINCOLN	850.01	395.57	150.60	1,228.66	463.10	1,728.98	2,750.38	1,462.74	-	352.01	786.10
Average	813.62	306.93	157.62	399.38	419.62	1,273.54	2,750.38	1,462.74	-	354.01	657.10
26 Circuit											
LEWIS	860.66	292.77	150.58	1,371.29	384.75	1,422.33	273.70	1,397.33	-	308.65	437.99
UPSHUR	793.73	250.00	139.16	554.96	333.25	952.04	1,115.15	-	-	232.83	475.77
Average	829.32	274.09	150.16	703.39	358.56	1,196.23	834.67	1,397.33	-	263.72	452.83
27 Circuit											
WYOMING	1,149.65	377.83	275.52	668.66	527.30	1,277.25	3,342.13	-	-	683.46	803.10
Average	1,149.65	377.83	275.52	668.66	527.30	1,277.25	3,342.13	-	-	683.46	803.10
28 Circuit											
NICHOLAS	581.37	251.12	-	3,296.68	423.56	1,374.83	1,779.00	1,848.18	-	311.76	954.40
Average	581.37	251.12	-	3,296.68	423.56	1,374.83	1,779.00	1,848.18	-	311.76	954.40
29 Circuit											
PUTNAM	782.87	439.01	243.59	1,024.81	371.84	1,190.78	3,634.38	-	-	476.38	647.57
Average	782.87	439.01	243.59	1,024.81	371.84	1,190.78	3,634.38	-	-	476.38	647.57
30 Circuit											
MINGO	1,678.20	283.92	140.15	956.79	565.03	1,483.04	2,965.44	1,480.01	-	426.04	1,200.68
Average	1,678.20	283.92	140.15	956.79	565.03	1,483.04	2,965.44	1,480.01	-	426.04	1,200.68
31 Circuit											
MONROE	1,403.61	359.02	-	840.81	362.98	914.54	-	1,421.43	-	61.28	773.69
SUMMERS	1,275.67	230.93	353.15	688.97	262.04	953.64	-	200.35	-	286.15	770.12
Average	1,327.46	298.60	353.15	755.40	306.90	940.86	-	1,014.40	-	173.72	771.70
WV Average	991.63	355.50	121.19	805.35	413.92	1,325.69	2,825.64	1,964.02	287.30	353.18	796.48

PUBLIC DEFENDER SERVICES
CRIMINAL CHARGE AVERAGE (In Alphabetical Order)

CRIMINAL CHARGE	AVERAGE \$	TOTAL \$	COUNT
ABUSE & NEGLECT	847.37	9,610,011.18	11,336
ABUSE & NEGLECT APPEAL	1,284.62	228,662.78	178
ACCESSORY	578.79	12,154.59	21
ADULT ABUSE	750.61	12,760.29	17
AGGRAVATED ROBBERY	1,183.31	257,961.41	216
AIDING & ABETTING	484.53	7,752.48	16
ANIMAL CONTROL	540.43	12,970.27	24
ARSON	908.52	45,425.93	50
ASSAULT & BATTERY	409.18	320,389.59	782
ATTEMPT	1,168.79	136,747.97	117
AUTO TAMPERING	325.29	4,879.33	15
BOND REDUCTION	352.40	18,324.96	52
BRANDISHING WEAPON	425.82	39,600.82	93
BREAKING & ENTERING	780.90	267,067.93	342
BRIBERY	474.76	474.76	1
BURGLARY	798.54	561,375.24	701
CHILD ABUSE	745.84	277,450.67	371
COMPUTER RELATED FRAUD	653.91	43,811.96	66
CONCEAL A MINOR	435.94	6,103.15	14
CONCEAL DEAD BODY	2,764.69	5,529.37	2
CONSPIRACY	640.92	346,739.07	539
CONTEMPT	226.46	3,623.35	16
CONTRIBUTE DEL MINOR	392.07	14,506.46	37
CONTROLLED SUBSTANCES	577.06	1,553,445.68	2,688
COUNTERFEITING	462.30	12,019.71	26
CRUELTY TO ANIMALS	451.89	32,084.27	71
DEADLY WEAPON	423.48	64,368.84	152
DEL CONTRABAND INMATE	512.89	6,667.60	13
DESTRUCTION OF PROPERTY	474.96	128,238.07	270
DISORDERLY CONDUCT	252.54	14,647.22	58
DISTURB THE PEACE	513.73	5,137.26	10
DNR CHARGE	235.23	6,116.06	26
DOMESTIC VIOLENCE	375.88	590,125.62	1,569
DUI 1ST OFFENSE	326.62	258,684.88	790
DUI 2ND OFFENSE	334.36	46,475.53	139
DUI 3RD OFFENSE	732.62	63,737.92	87
DUI W/ INJURY	614.36	18,430.92	30
DUI/W DEATH	1,451.13	10,157.93	7
EMBEZZLEMENT	777.00	55,166.86	71
EXPUNGEMENT	215.00	2,364.97	11
EXTORTION	479.68	1,918.70	4
EXTRADITION	129.65	18,540.56	143
FAIL MAINTAIN CONTROL	339.58	1,018.74	3
FAIL PAY ALIMONY	919.76	919.76	1
FAIL PAY CHILD SUPPORT	324.59	45,442.14	140

PUBLIC DEFENDER SERVICES
CRIMINAL CHARGE AVERAGE (In Alphabetical Order)

CRIMINAL CHARGE	AVERAGE \$	TOTAL \$	COUNT
FAIL TO REG SEX OFFENDER	640.87	89,722.33	140
FAILURE TO APPEAR	346.16	30,462.18	88
FALSE PRETENSES	483.59	68,186.88	141
FALSE SWEARING	359.83	21,949.92	61
FLEEING VEHICLE W/DUI	639.70	56,933.22	89
FORFEITURE	848.06	848.06	1
FORGERY & UTTERING	695.66	193,393.33	277
FRAUD	676.69	192,855.50	285
FUGITIVE/JUSTICE	180.76	13,737.38	76
GAL INCARCERATED	462.87	462.87	1
GRAND LARCENY	731.52	395,021.67	538
GUARDIAN CHILDREN	904.96	17,194.28	19
HABEAS APPEAL	2,308.55	110,810.57	47
HABEAS CORPUS	2,409.23	457,753.43	190
HARASSMENT	410.03	25,011.57	61
HOME CONFINEMENT	359.77	37,776.07	105
INCAPACITATED ADULT	153.17	153.17	1
INCEST	2,925.29	11,701.16	4
INDECENT EXPOSURE	510.29	13,267.45	26
INTERRUPT PHONE SERVICES	325.04	325.04	1
INTIMIDATE WITNESS	698.93	5,591.44	8
JAIL ESCAPE	520.96	19,796.60	38
JOYRIDING	306.38	11,948.88	39
JUVENILE	581.99	1,202,388.72	2,065
JUVENILE STATUS MISC	532.65	25,034.74	47
KIDNAPPING	1,400.96	75,651.57	52
LEAVE SCENE ACCIDENT	291.43	9,325.75	31
LITTERING	476.03	4,760.28	10
MAGISTRATE APPEAL	524.48	9,965.16	19
MAKE/USE EXPLOSIVES	389.31	389.31	1
MAL WOUNDING/ASSAULT	884.22	239,622.68	269
MANDAMUS	3,637.79	14,551.17	4
MENTAL HYGIENE	120.80	262,487.84	2,173
MFG/POSS OR DIST OF METH	690.57	124,302.91	180
MISCELLANEOUS	775.28	2,325.85	3
MOTOR VEHICLE SAFETY	296.10	24,280.12	82
MURDER	3,673.27	753,019.95	205
NEGLIGENT HOMICIDE	1,313.93	2,627.85	2
NO CHILD RESTRAINT	593.04	593.04	1
NO OPERATORS	347.76	30,603.29	88
NO PROOF OF INS	275.18	14,309.16	52
OBS EMERGENCY PERSONNEL	457.67	8,238.00	18
OBSTRUCT CITY PERSONNEL	264.22	5,812.85	22
OBSTRUCTION JUSTICE	330.21	191,850.10	579
OFFENSES BY INMATES	635.73	9,536.00	15

PUBLIC DEFENDER SERVICES
CRIMINAL CHARGE AVERAGE (In Alphabetical Order)

CRIMINAL CHARGE	AVERAGE \$	TOTAL \$	COUNT
OPEN CONTAINER	214.32	857.27	4
ORGANIZED CRIME	606.13	1,212.25	2
PAROLE VIOLATION	371.67	93,660.86	251
PEACE WARRANT	200.02	400.04	2
PERJURY	283.00	283.00	1
PERMIT UNAUTH/DRIVE	304.74	6,399.58	21
PERMITTING DUI	224.56	3,817.50	17
PETIT LARCENY	322.05	139,771.63	434
PORNOGRAPHY	1,480.20	54,767.47	37
PRE GRAND JURY	211.67	2,963.40	14
PROBATION VIOLATION	403.63	507,357.48	1,254
PROHIBITION	3,294.02	6,588.04	2
PROTECTED PERSON	395.95	395.95	1
PUBLIC INTOXICATION	252.39	14,638.48	58
REC/TRANS STOLEN PRO	420.67	157,330.44	373
RECIDIVIST	1,605.22	1,605.22	1
RECKLESS DRIVING	441.78	23,856.21	54
RESISTING ARREST	285.41	4,281.20	15
RESTITUTION	255.70	1,789.90	7
RETALIATE PUBLIC OFFICIAL	2,077.88	10,389.39	5
ROBBERY	1,156.93	106,437.24	92
SENTENCE REDUCTION	367.97	54,827.73	149
SEXUAL ABUSE	1,663.84	226,282.29	136
SEXUAL ASSAULT	1,582.71	321,289.56	203
SHOOT W/N 500 FEET	263.37	1,843.56	7
SHOPLIFTING	404.58	148,479.95	366
SOLICIT/PROSTITUTION	1,265.90	30,381.69	24
SPEEDING	416.22	3,745.97	9
STALKING	608.83	21,917.80	36
SUPREME COURT APPEAL	2,306.31	147,603.62	64
SUSPEND/REV LICENSE	385.82	304,028.91	788
TERM PARENTAL RIGHTS	779.20	17,142.38	22
TERRORIST ACTS	1,063.93	21,278.67	20
TRESPASSING	291.76	24,799.26	85
TRUANCY	398.32	28,280.46	71
UNDER AGE DRINKING	443.93	6,658.95	15
UNLAWFUL RESTRAINT	414.44	2,486.61	6
UNLAWFUL WOUNDING	933.08	25,193.20	27
VOL MANSLAUGHTER	416.40	416.40	1
WANTON ENDANGERMENT	713.56	104,179.34	146
WELFARE FRAUD	835.41	10,024.94	12
STATE AVERAGE	658.76	22,596,275.98	34,301

PUBLIC DEFENDER SERVICES

CRIMINAL CHARGE AVERAGE (In Total Descending Cost Order)

CRIMINAL CHARGE	AVERAGE \$	TOTAL \$	COUNT
ABUSE & NEGLECT	847.37	9,610,011.18	11,336
CONTROLLED SUBSTANCES	577.06	1,553,445.68	2,688
JUVENILE	581.99	1,202,388.72	2,065
MURDER	3,673.27	753,019.95	205
DOMESTIC VIOLENCE	375.88	590,125.62	1,569
BURGLARY	798.54	561,375.24	701
PROBATION VIOLATION	403.63	507,357.48	1,254
HABEAS CORPUS	2,409.23	457,753.43	190
GRAND LARCENY	731.52	395,021.67	538
CONSPIRACY	640.92	346,739.07	539
SEXUAL ASSAULT	1,582.71	321,289.56	203
ASSAULT & BATTERY	409.18	320,389.59	782
SUSPEND/REV LICENSE	385.82	304,028.91	788
CHILD ABUSE	745.84	277,450.67	371
BREAKING & ENTERING	780.90	267,067.93	342
MENTAL HYGIENE	120.80	262,487.84	2,173
DUI 1ST OFFENSE	326.62	258,684.88	790
AGGRAVATED ROBBERY	1,183.31	257,961.41	216
MAL WOUNDING/ASSAULT	884.22	239,622.68	269
ABUSE & NEGLECT APPEAL	1,284.62	228,662.78	178
SEXUAL ABUSE	1,663.84	226,282.29	136
FORGERY & UTTERING	695.66	193,393.33	277
FRAUD	676.69	192,855.50	285
OBSTRUCTION JUSTICE	330.21	191,850.10	579
REC/TRANS STOLEN PRO	420.67	157,330.44	373
SHOPLIFTING	404.58	148,479.95	366
SUPREME COURT APPEAL	2,306.31	147,603.62	64
PETIT LARCENY	322.05	139,771.63	434
ATTEMPT	1,168.79	136,747.97	117
DESTRUCTION OF PROPERTY	474.96	128,238.07	270
MFG/POSS OR DIST OF METH	690.57	124,302.91	180
HABEAS APPEAL	2,308.55	110,810.57	47
ROBBERY	1,156.93	106,437.24	92
WANTON ENDANGERMENT	713.56	104,179.34	146
PAROLE VIOLATION	371.67	93,660.86	251
FAIL TO REG SEX OFFENDER	640.87	89,722.33	140
KIDNAPPING	1,400.96	75,651.57	52
FALSE PRETENSES	483.59	68,186.88	141
DEADLY WEAPON	423.48	64,368.84	152
DUI 3RD OFFENSE	732.62	63,737.92	87
FLEEING VEHICLE W/DUI	639.70	56,933.22	89
EMBEZZLEMENT	777.00	55,166.86	71
SENTENCE REDUCTION	367.97	54,827.73	149
PORNOGRAPHY	1,480.20	54,767.47	37
DUI 2ND OFFENSE	334.36	46,475.53	139

PUBLIC DEFENDER SERVICES

CRIMINAL CHARGE AVERAGE (In Total Descending Cost Order)

CRIMINAL CHARGE	AVERAGE \$	TOTAL \$	COUNT
FAIL PAY CHILD SUPPORT	324.59	45,442.14	140
ARSON	908.52	45,425.93	50
COMPUTER RELATED FRAUD	653.91	43,811.96	66
BRANDISHING WEAPON	425.82	39,600.82	93
HOME CONFINEMENT	359.77	37,776.07	105
CRUELTY TO ANIMALS	451.89	32,084.27	71
NO OPERATORS	347.76	30,603.29	88
FAILURE TO APPEAR	346.16	30,462.18	88
SOLICIT/PROSTITUTION	1,265.90	30,381.69	24
TRUANCY	398.32	28,280.46	71
UNLAWFUL WOUNDING	933.08	25,193.20	27
JUVENILE STATUS MISC	532.65	25,034.74	47
HARASSMENT	410.03	25,011.57	61
TRESPASSING	291.76	24,799.26	85
MOTOR VEHICLE SAFETY	296.10	24,280.12	82
RECKLESS DRIVING	441.78	23,856.21	54
FALSE SWEARING	359.83	21,949.92	61
STALKING	608.83	21,917.80	36
TERRORIST ACTS	1,063.93	21,278.67	20
JAIL ESCAPE	520.96	19,796.60	38
EXTRADITION	129.65	18,540.56	143
DUI W/ INJURY	614.36	18,430.92	30
BOND REDUCTION	352.40	18,324.96	52
GUARDIAN CHILDREN	904.96	17,194.28	19
TERM PARENTAL RIGHTS	779.20	17,142.38	22
DISORDERLY CONDUCT	252.54	14,647.22	58
PUBLIC INTOXICATION	252.39	14,638.48	58
MANDAMUS	3,637.79	14,551.17	4
CONTRIBUTE DEL MINOR	392.07	14,506.46	37
NO PROOF OF INS	275.18	14,309.16	52
FUGITIVE/JUSTICE	180.76	13,737.38	76
INDECENT EXPOSURE	510.29	13,267.45	26
ANIMAL CONTROL	540.43	12,970.27	24
ADULT ABUSE	750.61	12,760.29	17
ACCESSORY	578.79	12,154.59	21
COUNTERFEITING	462.30	12,019.71	26
JOYRIDING	306.38	11,948.88	39
INCEST	2,925.29	11,701.16	4
RETALIATE PUBLIC OFFICIAL	2,077.88	10,389.39	5
DUI/W DEATH	1,451.13	10,157.93	7
WELFARE FRAUD	835.41	10,024.94	12
MAGISTRATE APPEAL	524.48	9,965.16	19
OFFENSES BY INMATES	635.73	9,536.00	15
LEAVE SCENE ACCIDENT	291.43	9,325.75	31
OBS EMERGENCY PERSONNEL	457.67	8,238.00	18

PUBLIC DEFENDER SERVICES

CRIMINAL CHARGE AVERAGE (In Total Descending Cost Order)

CRIMINAL CHARGE	AVERAGE \$	TOTAL \$	COUNT
AIDING & ABETTING	484.53	7,752.48	16
DEL CONTRABAND INMATE	512.89	6,667.60	13
UNDER AGE DRINKING	443.93	6,658.95	15
PROHIBITION	3,294.02	6,588.04	2
PERMIT UNAUTH/DRIVE	304.74	6,399.58	21
DNR CHARGE	235.23	6,116.06	26
CONCEAL A MINOR	435.94	6,103.15	14
OBSTRUCT CITY PERSONNEL	264.22	5,812.85	22
INTIMIDATE WITNESS	698.93	5,591.44	8
CONCEAL DEAD BODY	2,764.69	5,529.37	2
DISTURB THE PEACE	513.73	5,137.26	10
AUTO TAMPERING	325.29	4,879.33	15
LITTERING	476.03	4,760.28	10
RESISTING ARREST	285.41	4,281.20	15
PERMITTING DUI	224.56	3,817.50	17
SPEEDING	416.22	3,745.97	9
CONTEMPT	226.46	3,623.35	16
PRE GRAND JURY	211.67	2,963.40	14
NEGLIGENT HOMICIDE	1,313.93	2,627.85	2
UNLAWFUL RESTRAINT	414.44	2,486.61	6
EXPUNGEMENT	215.00	2,364.97	11
MISCELLANEOUS	775.28	2,325.85	3
EXTORTION	479.68	1,918.70	4
SHOOT W/N 500 FEET	263.37	1,843.56	7
RESTITUTION	255.70	1,789.90	7
RECIDIVIST	1,605.22	1,605.22	1
ORGANIZED CRIME	606.13	1,212.25	2
FAIL MAINTAIN CONTROL	339.58	1,018.74	3
FAIL PAY ALIMONY	919.76	919.76	1
OPEN CONTAINER	214.32	857.27	4
FORFEITURE	848.06	848.06	1
NO CHILD RESTRAINT	593.04	593.04	1
BRIBERY	474.76	474.76	1
GAL INCARCERATED	462.87	462.87	1
VOL MANSLAUGHTER	416.40	416.40	1
PEACE WARRANT	200.02	400.04	2
PROTECTED PERSON	395.95	395.95	1
MAKE/USE EXPLOSIVES	389.31	389.31	1
INTERRUPT PHONE SERVICES	325.04	325.04	1
PERJURY	283.00	283.00	1
INCAPACITATED ADULT	153.17	153.17	1
STATE AVERAGE	658.76	22,596,275.98	34,301

Appendix B

Public Defender Corporation Statistics



Seeing Double? Marsha Hebb proves that imitation is the highest form of flattery as she honors retiring Chief Joe Noggy at the 2018 Indigent Defense Conference.

Map

Chairpersons of PDC Boards of Directors

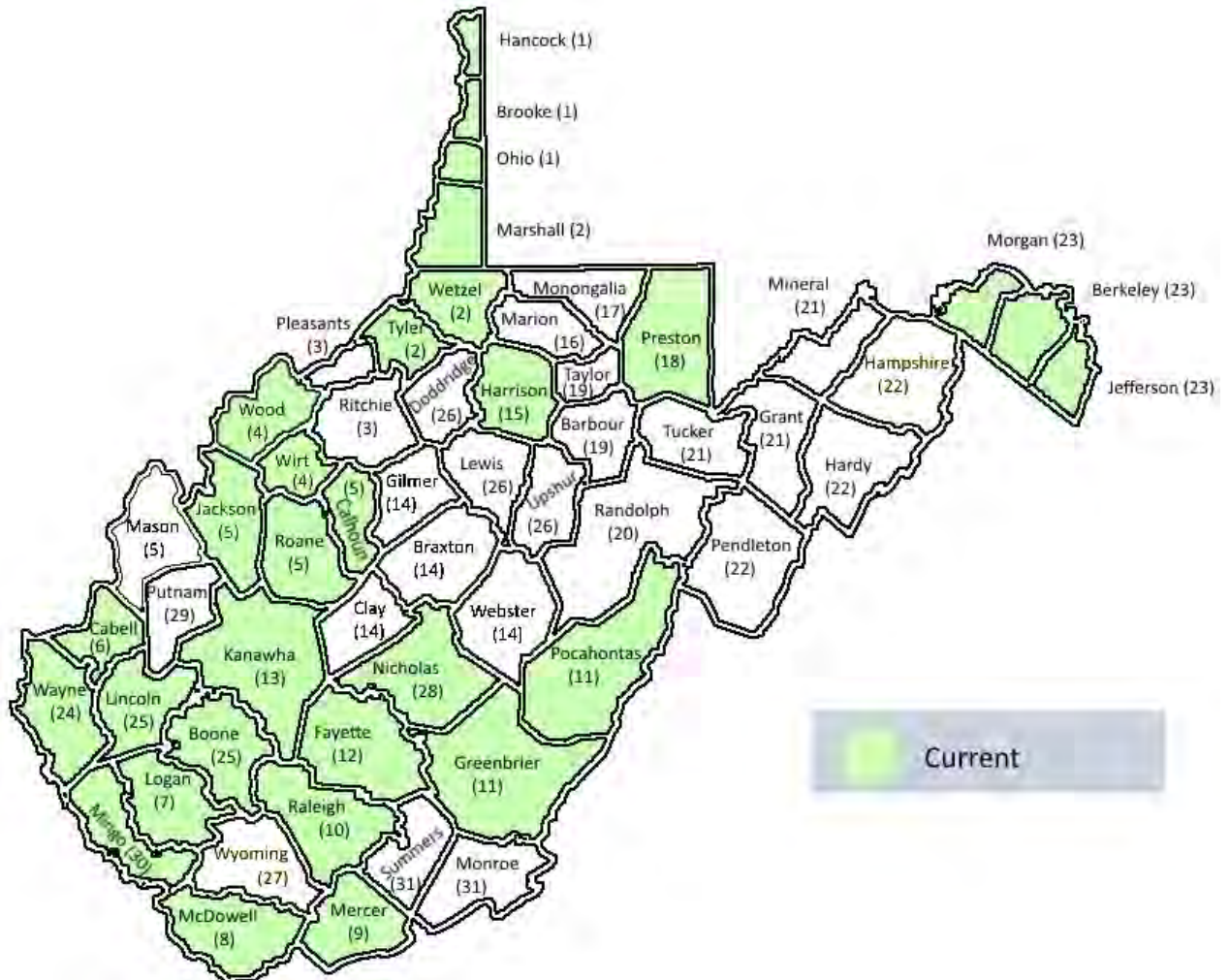
Funding

Attorney Time

Total Cases Closed

PDC Office Narratives

PUBLIC DEFENDER CORPORATION CIRCUITS



PD CORPORATIONS' BOARD OF DIRECTORS' CHAIRPERSONS

CIRCUIT	COUNTIES	CHAIRS
1 ST	BROOKE HANCOCK OHIO	KAREN E. KAHLE, ESQ. CHAIR WHEELING, WV
2 ND	MARSHALL TYLER WETZEL	VICKI VOORHIS, CHAIR NEW MARTINSVILLE, WV
4 TH	WOOD WIRT	BLAINE MYERS, PARKERSBURG, WV
5 TH	CALHOUN JACKSON ROANE	JEANETTE ATKINSON, CHAIR SPENCER, WV
6 TH /24 TH	CABELL WAYNE	JOHN F. CYRUS, ESQ., CHAIR HUNTINGTON, WV
7 TH	LOGAN	MARK HOBBS, ESQ., CHAIR CHAPMANVILLE, WV
8 TH	MCDOWELL	JOHN "MIKE" CALLAWAY, CHAIR WELCH, WV
9 TH	MERCER	WILLIAM O. HUFFMAN, ESQ., CHAIR PRINCETON, WV
10 TH	RALEIGH	JANE CALVERT, CHAIR CRAB ORCHARD, WV
11 TH	GREENBRIER POCAHONTAS	A. DAVID SMITH, CHAIR RONCEVERTE, WV
12 TH	FAYETTE	CHRIS MOOREHEAD, ESQ., CHAIR FAYETTEVILLE, WV
13 TH	KANAWHA	LONNIE SIMMONS, ESQ., CHAIR CHARLESTON, WV
15 TH	HARRISON	GEORGE F. FORDHAM, ESQ., CHAIR CLARKSBURG, WV
18 TH	PRESTON	DEBORAH DELAUDER, CHAIR TERRA ALTA, WV

CIRCUIT	COUNTIES	CHAIRS
23 RD	BERKELEY JEFFERSON MORGAN	JAMES CRAWFORD III, ESQ., CHAIR CHARLES TOWN, WV
25 TH	BOONE LINCOLN	JAMES HENSLEY, CHAIR DANVILLE, WV
28 TH	NICHOLAS	GREGORY SPROLES, ESQ., CHAIR SUMMERSVILLE, WV
30 TH	MINGO	JUSTIN MARCUM, ESQ., CHAIR WILLIAMSON, WV

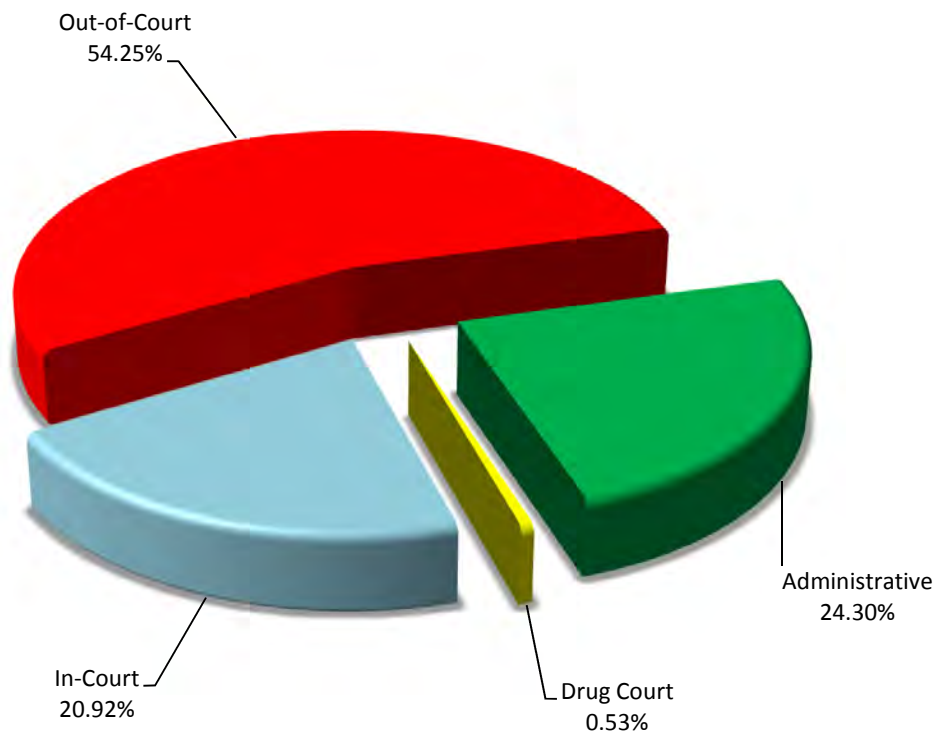
**PUBLIC DEFENDER SERVICES
 PUBLIC DEFENDER CORPORATION FUNDING
 July 1, 2017 to June 30, 2018**

Circuit	Distributed Contractual Amounts	Total Funds Allocated to Each Circuit	Total PDC Funding
1ST	1,084,161	23,651.07	1,107,812.07
2ND	460,302	10,986.80	471,288.80
4TH	1,331,453	26,183.92	1,357,636.92
5TH	911,583	16,896.79	928,479.79
6TH/24TH	1,741,974	35,471.04	1,777,445.04
7TH	642,359	11,831.09	654,190.09
8TH	396,918	8,453.95	405,371.95
9TH	919,482	20,273.93	939,755.93
10TH	1,288,261	23,651.07	1,311,912.07
11TH	589,941	13,519.66	603,460.66
12TH	538,755	10,142.52	548,897.52
13TH	3,054,330	62,488.14	3,116,818.14
15TH	999,931	23,651.07	1,023,582.07
18TH	386,530	8,453.95	394,983.95
23RD	2,619,016	50,668.16	2,669,684.16
25TH	748,695	15,208.23	763,903.23
28TH	313,505	6,765.38	320,270.38
30TH	529,966	13,519.66	543,485.66
TOTALS	18,557,162	381,816.43	18,938,978.43

NOTES: Total funds Allocated to Each Circuit represents funds disbursed by the WVPDS on behalf of the Public Defender Corporations for Legal Research, Auditing Services, Information Technology Services, and Auditor Transaction Fees.

PUBLIC DEFENDER CORPORATION ATTORNEY TIME BY IN-COURT/OUT-OF-COURT/ADMINISTRATIVE/DRUG COURT

In-Court	56,962.3
Out-of-Court	147,725.5
Administrative	66,155.0
Drug Court	1,443.1
TOTAL TIME	272,285.9

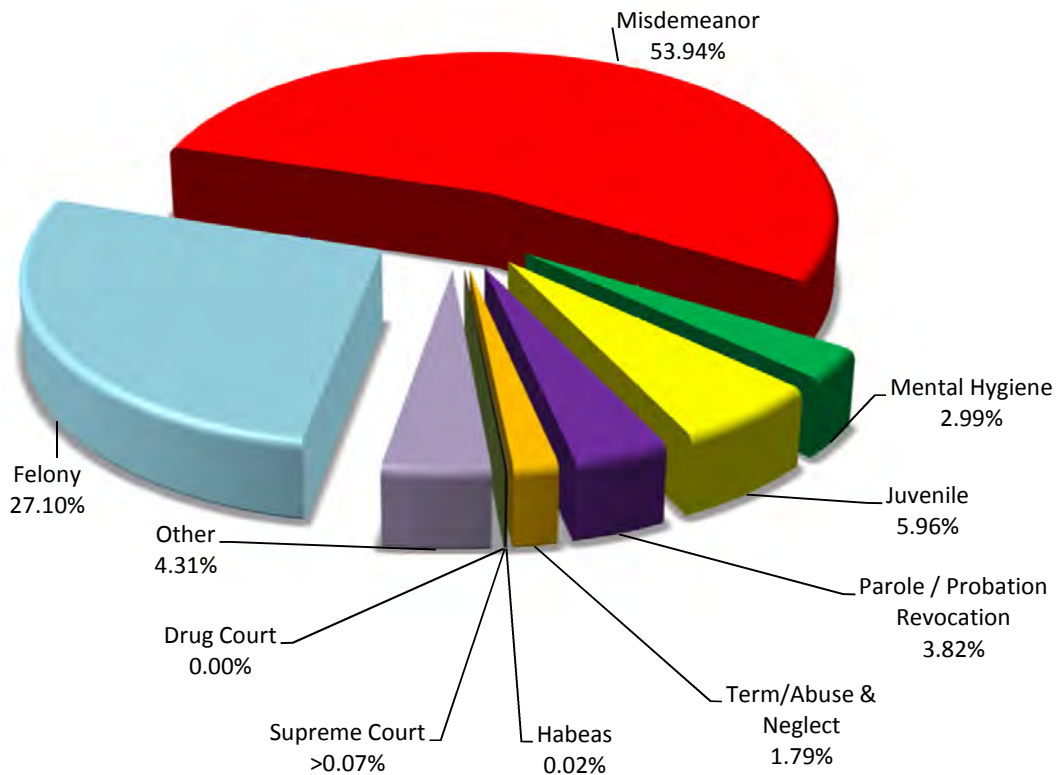


**PUBLIC DEFENDER CORPORATIONS ATTORNEY TIME
 BY IN-COURT/OUT-OF-COURT/ADMINISTRATION/DRUG COURT**

PDC	IN COURT	OUT OF COURT	ADMIN.	DRUG COURT	TOTAL
1st Circuit	1,764.0	11,658.9	3,450.8	-	16,873.7
2nd Circuit	892.5	4,593.3	1,620.0	0.1	7,105.9
4th Circuit	2,489.1	9,803.9	4,509.7	-	16,802.7
5th Circuit	3,514.8	7,429.5	2,938.6	2.0	13,884.9
6th & 24th Circuits	8,176.4	12,873.6	6,090.2	341.3	27,481.5
7th Circuit	1,210.5	4,085.0	1,765.7	28.8	7,090.0
8th Circuit	850.8	2,916.4	580.0	-	4,347.2
9th Circuit	1,879.9	6,606.8	3,200.8	38.3	11,725.8
10th Circuit	7,902.3	9,813.6	4,590.8	160.8	22,467.5
11th Circuit	1,653.8	6,173.4	1,981.3	170.2	9,978.7
12th Circuit	1,666.2	4,893.6	1,927.2	29.8	8,516.8
13th Circuit	9,385.1	24,484.4	13,218.7	290.6	47,378.8
15th Circuit	2,490.9	6,505.5	3,930.1	70.6	12,997.1
18th Circuit	620.5	3,898.5	1,270.5	62.9	5,852.4
23rd Circuit	7,418.0	19,478.4	8,527.2	-	35,423.6
25th Circuit	2,747.3	5,902.3	2,809.3	160.1	11,619.0
28th Circuit	1,458.4	1,602.8	880.2	87.6	4,029.0
30th Circuit	841.8	5,005.6	2,863.9	-	8,711.3
PD TOTAL	56,962.3	147,725.5	66,155.0	1,443.1	272,285.9

PUBLIC DEFENDER CORPORATIONS TOTAL CASES CLOSED

Felony	9,475
Misdemeanor	18,856
Mental Hygiene	1,044
Juvenile	2,082
Parole / Probation Revocation	1,336
Term/Abuse & Neglect	625
Habeas	6
Supreme Court	26
Drug Court	-
Other	1,508
Total Cases	34,958



**PUBLIC DEFENDER CORPORATIONS
 CASES CLOSED BY CASE TYPE**

PD Circuit	Felony	Misd.	Mental Hygiene	Juv.	Parole & Prob. Rev	Term/ Abuse & Neglect	Habeas	Supreme Court	Drug Court	Other	TOTAL
1ST	384	1,079	-	69	44	5	-	-	-	81	1,662
2ND	321	579	1	37	86	26	-	2	-	32	1,084
4TH	747	1,438	-	51	46	-	5	1	-	79	2,367
5TH	364	573	44	36	21	85	-	-	-	28	1,151
6TH, 24TH	1,827	2,617	-	372	200	9	-	-	-	69	5,094
7TH	266	215	24	44	21	11	-	-	-	31	612
8TH	130	361	21	37	-	38	-	-	-	79	666
9TH	350	870	47	55	67	105	-	12	-	152	1,658
10TH	594	1,339	150	213	252	11	-	-	-	117	2,676
11TH	260	681	37	65	43	47	-	5	-	48	1,186
12TH	293	536	31	23	17	27	1	-	-	22	950
13TH	1,660	4,038	347	574	251	-	-	6	-	154	7,030
15TH	329	758	18	169	98	14	-	-	-	72	1,458
18TH	157	273	17	13	48	13	-	-	-	146	667
23RD	1,249	2,493	191	227	36	148	-	-	-	379	4,723
25TH	237	523	61	80	104	51	-	-	-	7	1,063
28TH	152	254	22	6	1	35	-	-	-	6	476
30TH	155	229	33	11	1	-	-	-	-	6	435
Total	9,475	18,856	1,044	2,082	1,336	625	6	26	-	1,508	34,958

Public Defender Corporation for the First Judicial Circuit

Under the direction of our 9-member Board of Directors, the First Judicial Circuit Public Defender Corporation is a client focused non-profit organization operating in the Northern Panhandle of West Virginia. In order to meet the demands of the four judges and ten magistrates located in our tri-county circuit, we employ nine full time attorneys representing over 170 years of combined legal experience. Our attorneys are supported by five non-lawyer staff associates. Our attorneys and staff are split among two offices located in Wheeling and Weirton.

Our primary mission is the direct representation of indigent citizens accused by the government of crimes against the state. We do this well—*everyone knows what we bring!* Our secondary mission focuses on preserving the Rule of Law. *Gideon* correctly states that attorneys are not luxuries but necessities. Our profession of law dictates that we are the social trustees for the rule of law. To that end, we aim to use our collective expertise only in the best interests of our clients and society.

In FY 17, our Corporation handled nearly 68% of felony offenses involving indigent persons in the First Judicial Circuit—a 6% increase from the previous year. In addition to other actions such as parole revocations and miscellaneous matters, we represented nearly 89% of misdemeanors and 83% of juvenile cases requiring appointed counsel. Our cost per case remains \$668.33 lower than panel attorneys. These raw numbers provide the best evidence of our cost effectiveness.*

To be clear, cost-saving measures are not the true measure of our impact in the community. That honor belongs to the performance of our employees. Our Corporation takes pride in the competent delivery of legal services to our clients. Collectively, our board, attorneys and support staff are the Corporation. Together, we are imperfect servants of our profession. We defend the indefensible. When family, friends, and community have abandoned the accused—we humbly stand beside them. We never forget that individual liberty begins with indigent defense.

Equally important, we are vested in the community. Our employees are military veterans; board members, former elected officials, mentors, youth sport coaches, and community volunteers. Our exclusive focus on criminal defense contributes to the efficient delivery of legal services. Efficiency yields time for our employees to: serve on local boards such as Youth Services Systems (YSS), Community Corrections Program, Wheeling Regatta, and Legal Aid; community activism; Coaching youth basketball and softball programs; participation in community theatre, and service in the West Virginia Army National Guard.

Our dedication to the rule of law shapes our end state—that being our hard-earned reputation as an obstacle on the road to tyranny. We remain your quiet guardians of liberty.

Shayne M. Welling
Chief Public Defender

* Source: <http://www.pds.wv.gov/Reports/Pages/FY-Annual-Reports.aspx>

Public Defender Corporation for the Second Judicial Circuit

The Public Defender Corporation for the Second Judicial Circuit has accomplished much during the Fiscal Year 2018. First, we experienced an increase caseload, which was handled due to the efforts of all staff and attorneys, despite personnel changes and covering three counties from the office in the northernmost County.

Assistant Public Defender Zachary Zilai began work on July 5, 2017, and in August won a bench trial in Wetzel Magistrate Court. He was deployed with the Army Reserves JAG Corps for 3 months, and during his absence current Assistant Public Defender for the First Judicial Circuit Robert Catlett filled in very capably. Assistant Public Defender John Gainer won a jury trial in Tyler County Circuit Court. Long-time Assistant Public Defender Jeremiah Gardner left in April 2018 to become the law clerk for the Honorable David W. Hummel, Jr., Judge of the Second Judicial Circuit. He has been replaced by Assistant Public Defender Christopher Hood, who has been working diligently. Mr. Gardner was the second office employee hired by the Court system this fiscal year, as clerical employee Jennifer Cook was hired by the local Day Report Center in November.

Chief Public Defender Brett Ferro stayed busy during the fiscal year, as he served on the editing committee for the Public Defender Services Motions Manual and on the Fatality Review team of the West Virginia Supreme Court, in addition to his regular caseload and duties. Among his many felony cases, he won a felony sex jury trial in Wetzel County in August and was co-counsel on a murder case where an inmate allegedly killed his cellmate. An alibi defense was not presented, but a criminal responsibility defense was. Mr. Ferro is grateful to his co-counsel, Wheeling attorney Marty Sheehan, and for help in securing an expert psychologist from both Thirteenth Judicial Circuit Chief Public Defender Diana Panucci and Twenty-Eighth Judicial Circuit Chief Public Defender Cindy Stanton (who he greatly enjoyed working with when she was head of the Motions Manual Editing Committee and who gave him valuable pointers from her own recent



Pictured (Left to Right): Attorneys Jeremiah Gardner, Brett Ferro, and C. Christopher Hood

*Photo courtesy of Jenn Galloway,
Office Manager, 2nd PDC*



Pictured (Left to Right): New employees, Tanya Yoho (Secretary) & C. Christopher Hood (Assistant Public Defender)

*Photo courtesy of Jenn Galloway,
Office Manager, 2nd PDC*

murder case that was resolved favorably). The cellmate case was resolved favorably shortly after the end of Fiscal Year 2018.

Office Manager (and Office Photographer) Jenny Galloway has been the glue that has held the office together throughout the fiscal year. We would not have accomplished what we did without her efforts.

Brett M. Ferro, Esq.
Chief Public Defender



Pictured (Left to Right): Zachary T. Zilai, Assistant Public Defender, being sworn into JAG by Shayne Welling, Chief Public Defender for the 1st Judicial Circuit


*Photo courtesy of Jenn Galloway,
Office Manager, 2nd PDC*

Public Defender Corporation for the Fourth Judicial Circuit

“The days are long but the years are short.” I am not sure who said this, but it certainly seems applicable to the work here at the Public Defender’s Office.

After opening our doors in January 2016, the Fourth Circuit Public Defender’s Office is now entering its third full, fiscal year of operations. While we are still the new kids on the block, we have settled into a rhythm within the office. At times, it seems overwhelming: the grand jury returns six to eight times per year, then the new indictments, the arraignments, the trials, the pleas, not to mention the preliminary hearings, juvenile hearings, and the constant barrage of misdemeanor charges and hearings. Then there are the other tasks that mark the passage of each year – Chief’s meetings, budget preparations, interns coming and going, annual training, seminars, the audit, the tax returns, and the ever-present Time Matters reports.

Despite the landslide of legal work and the persistent cacophony of upsetting news in West Virginia and elsewhere, we press on. Despite setbacks, disappointing rulings, clients overdosing, convictions, and other worrisome issues, we also have victories to celebrate. Like **Joseph McFarland’s** ten minute not guilty verdict in a malicious wounding case. Like **Andrew Hilber’s** string of successful magistrate court verdicts (five not guilty verdicts in a row, but who’s counting?) And dismissals at preliminary hearings (way to go **Nancy McGhee** and **Brad Frum**) and at juvenile hearings (**Reggie Bailey!!!!**). And **Shane McCullough’s** daily legal maneuverings. And **Dominique Dye’s** important work in getting clients treatment. So, we savor those moments and continue to march forward, because we know that the fight is as important as the outcome.



Miss Trial

Photo provided by 4th PDC

Every person at the Fourth Circuit Public Defender Office is proud to be a part of the West Virginia Public Defender system. We feel fortunate to have the support of and kinship with other Public Defender Corporations. The important work that each and every Public Defender office does cannot be overstated. We are part of the checks and balances that our legal system needs and relies upon.

For the first time since we opened, we are experiencing turnover in our attorney staff: **Heather Nicholson** and **Matt DeVore** are departing for other opportunities. Heather has taken a position in the Wood County Prosecutor’s Office and Matt is going to open his own law office. We wish both of them well, and as of this writing, are anxiously awaiting bar results so that we can resume full staffing.



Dockat waiting to greet clients
Photo provided by 4th PDC

Also, we haven't reported on Dockat our office cat, who was rescued and adopted in April 2016. We have added a companion, Miss Trial. It's truly amazing how much our clients relate to our kitties. Both rule this roost and are welcome additions to our daily office routine.

Michele Rusen,
Chief Public Defender

Public Defender Corporation for the Fifth Judicial Circuit

Organization's History:

The Public Defender Corporation held its first board meeting on the 31st day of July 1996 and includes the 5th Judicial Circuit of Calhoun, Roane, Jackson, and Mason counties in West Virginia. However, during the process the Mason County Bar brought a lawsuit against the corporation and was granted an injunction for operation in Mason County. At the time, the injunction was not challenged and the corporation along with Public Defender Services made the mutual decision not to litigate the injunction as Public Defender Services and the corporation being in their infancies and it was agreed it was more important to firmly establish the corporation and Public Defender Services generally. To this day, the injunction has not been challenged. The corporation has revisited the topic in meetings and with communication with the local Mason County Bar and Judge Nibert of Mason County, West Virginia through its Chief Public Defender and has decided not to challenge the injunction as of this date.

Organizational Goals and Objectives:

Our goal is to provide high quality legal assistance to indigent persons who would be otherwise unable to afford adequate legal counsel; to provide legal representation to those who face an economic barrier to adequate legal counsel that will serve the ends of justice in accordance with rights and privileges guaranteed to all citizens by the constitution of the United States of America and the constitution of the state of West Virginia; to make available quality legal assistance that reaffirms the faith of our citizens in our government of laws.

The objective is to protect the ordinary citizen from wrongful conviction and to protect the basic and fundamental rights of all citizens by navigating those individuals charged with crimes through an evolving and complex legal system. A conviction based on sound law and tested facts with competent counsel is rarely overturned by the courts whereby society as a whole is protected by protecting individual rights.

Programs and Services:

Pursuant to W. Va. Code §29-21-8(a)(2) the purpose of a public defender corporation is to provide legal representation in the respective circuits in accordance with the provisions of that article. To that end, we provide appointed counsel in felony, misdemeanor, abuse and neglect, juvenile delinquency, juvenile status offenses, family court contempt when jail is contemplated, and mental hygiene proceedings.

Current Employees:

Susan Slaven—Office Manager

Office Manager Susan Slaven has been employed for 22 years with the Public Defender Corporation 5th Judicial Circuit, originally hired by well-known attorney and founding Chairman of our Board, Bert Goodwin. She has 34 years of experience in the legal system as a former

employee of the Jackson County Sheriff's Department Law Enforcement Division, Jackson County Prosecuting Attorney's office, and Goodwin & Goodwin Law Firm.

Susan is a dedicated employee and public servant. Under her direction, the office has expanded from five total employees to twelve employees, along with two office expansions.

Ryanne Ball—Assistant Public Defender

Ryanne Ball is a 2014 graduate of the West Virginia University College of Law. Prior to attending law school, Ryanne received a bachelor's degree in political science from WVU, where she was also a four-year member of The Pride of West Virginia Mountaineer Marching band.

Upon graduating from law school and successfully passing the July 2014 bar examination, Ryanne began a one-year clerkship for the Honorable John W. Hatcher in Fayette County, and joined our office in December of 2015. During her time with the PDC, Ryanne has worked on cases ranging from child abuse and neglect proceedings to serious felony offenses.

Ryanne currently resides in Charleston, West Virginia. In her spare time, Ryanne likes to travel, attend Mountaineer Football games, and volunteer with the Charleston Junior League helping women and children in need in the Kanawha Valley.

Lauren Estep—Assistant Public Defender

Lauren has worked at our office for three years and mainly handles the juvenile and abuse & neglect cases. She graduated from West Virginia University in 2009 with a B.A. in Psychology and a minor in Philosophy. She obtained her law degree in 2012 from the West Virginia University College of Law. She works with the nonprofit Daymark Inc. to raise money to provide programs for West Virginia's at-risk youth and volunteers at her local Humane Society.

Elizabeth Shaver—Assistant Public Defender

Beth Shaver has been employed as a public defender for most of her career in West Virginia. She worked at the Ripley office from 2000-2007 and then returned to the office in 2014. Since her return in 2014, she has been responsible for the magistrate court cases in Jackson County. She also worked as an assistant prosecutor in Jackson County for four years. Ms. Shaver genuinely enjoys helping the indigent population in her hometown.

Ms. Shaver received her undergraduate degree in liberal arts from West Virginia University and her law degree from the University of Kentucky. She has two active teenagers who consume most of her time outside the office.

Recovery Coach

This fiscal year we were excited and grateful to have received funding from the Sisters Health Foundation to realize the hiring of a grant-funded recovery coach to serve as a supportive peer to our adult criminal defendants charged with felonies, misdemeanors, and child abuse/neglect

offenses. The peer recovery coach operates in a unique position of having lived through many of the similar experiences of our clients, but also has been able to attain sobriety and live in recovery as a restored citizen. The recovery coach makes referrals to treatment and counseling services to ensure that clients have treatment opportunities immediately upon release from incarceration, minimizing the risk of relapse and overdose death. The recovery coach also follows up with clients after they have completed treatment to offer additional support, so clients do not risk relapse and recidivism. The benefit of this project has been to address the treatment needs underlying legal charges so the recovery coach can offer substance use referrals to treatment and the public defenders can zealously provide legal representation.

Kevin Postalwait—Chief Public Defender

Kevin graduated from Calhoun County High School in Calhoun County, West Virginia in 1994. He received his Bachelor of Arts Degree in English from Marietta College in 1998 where he minored in management and was part of the McDonough Leadership Program. He then attended law school at West Virginia University, graduating in 2001.

Kevin began his legal career with the Public Defender Corporation for the 5th Circuit upon graduation from law school. He then worked later in private practice for Curnutte Law Offices in Elkins, West Virginia. He later would return to criminal work as appointed Prosecuting Attorney for Ritchie County, where he also had a part-time law office. After fulfilling his obligation for Ritchie County, he continued in private practice until he was hired as Chief Public Defender in January 2009. In January 2019, he will have 10 years in the role and is looking forward to many more years of service to the corporation.

When not in the office, Kevin can be found bass fishing around West Virginia and competing in various bass tournaments.

Sandra S. Fisher—Administrative Assistant

Sandy is a graduate of Ravenswood High School with additional Office & Business Education classes taken at Roane-Jackson Technical Center & West Virginia University – Parkersburg. She worked with a local law firm from 1983 until 1995 when she began working for the State of West Virginia from 1995 – 1996 at the Bureau for Child Support Enforcement. Sandy was hired in October 1996 by the 5th Judicial Public Defender Office and has been employed with us for 21 years.

Outside of the office, she has a long association with pageants on the local, state and national levels, having been involved with pageants for the past 39 years and for 11 years was the Director of the Parkersburg Homecoming Festival Queen & Teen Pageant. Each January Sandy serves on the staff of the West Virginia Association of Fairs & Festivals Pageant and for 2 years she traveled with Pageant Associates, producers of the Miss USA & Teen USA Pageants in Indiana, Pennsylvania, and West Virginia.

Debra Boggs—Administrative Assistant

Debra has worked as the receptionist/secretary for the Public Defenders in the Spencer office for two years. She has a bachelor's degree in business from Southwest Texas State University. Debra has 35+ years of professional experience managing office responsibilities including, file organization, client liaison, bookkeeping/scheduling, and other managerial tasks.

Besides dedicating herself to her professional employment, she is also an active member of the community of Spencer. Debra attends the First Baptist Church, where she is involved in several groups, as well as a seasoned choir member. Debra is a past member of Roane Arts and Humanities, and an avid supporter of Roane County Schools and its students. She is an active member of Roane General Hospital's fitness complex and past WV State Symphony Orchestra Choir member.

Debra has a wonderful husband, four grown daughters and she is "Mimi" to eleven grandchildren.

Darren R. Queen—Assistant Public Defender

Darren is the newest addition to the office but comes with an array of experience. He has over fifteen years of service as a Public Defender in Cabell and Wayne Counties. He then served two years as an Interim Magistrate in Cabell County. Most recently, Darren served four years as an Assistant Prosecuting Attorney in Webster County. Darren has experience handling cases at all levels of Circuit and Magistrate Court, including felony trials, juvenile and abuse and neglect Cases in Multiple Circuits. He works out of the Roane County office.

Darren is a native of Huntington WV, (Wayne County). He completed his undergraduate work and received a Political Science degree from Marshall University with a minor in History. He graduated in 1993 with his bachelor's degree and one year of graduate school to attend the West Virginia University College of Law and graduated in 1996.

He is the proud father of two children: Jackson 12 and Jordan 10.

Daniel Minardi—Assistant Public Defender

Daniel joined our Spencer office in August 2017 to be the office's primary attorney for Calhoun County. He is originally from Ritchie County, and attended WVU where he obtained bachelor's and master's degrees in mathematics. Daniel spent two years teaching mathematics at Ritchie County High School before returning to WVU to attend law school.

He received his Juris Doctorate from the West Virginia University College of Law in May of 2014. Daniel was admitted to the West Virginia Bar in October 2014. Afterward, he primarily prepared title opinions for oil and gas production companies. Since joining the Public Defender's office, he has gained substantial magistrate court and circuit court experience, with numerous plea agreements and parents reunited with their children. Daniel has obtained one acquittal out of three trials in magistrate court, and one hung jury (with a motion for judgment of acquittal

granted on 15 counts of the 24-count indictment) in three felony trials in Circuit Court.

When not in the office, Daniel enjoys shooting sports and spending time with his family.

Andrew Vodden—Deputy Chief Public Defender

Andrew Vodden is the Deputy Chief Public Defender for the 5th Judicial Circuit of West Virginia, where he has worked for over three years. He is a 2004 graduate of the University of California, Santa Barbara with a Bachelors in English and graduated law school from West Virginia University in 2014, where he simultaneously received a master's degree in public administration. A native Californian, Andrew moved to his adopted home state in 2011.



Spencer Office

Left to Right: Debra Boggs, Darren Queen, Daniel Minardi, Andrew Vodden

Andrew works out of the Spencer, West Virginia office where he handles felony cases, including serving as lead counsel for more than 10 felony jury trials during his short tenure, winning a number of acquittals on felony charges. He has begun to develop an expertise in DNA and its use in criminal proceedings. He attended the 2018 Wisconsin Trial Academy, where he learned the latest in trial techniques from experts around the country. A resident of Charleston, Andrew is recently married, and has a thirteen year old daughter.

New & Noteworthy for 2018:

The corporation has had a few departures and additions. We had one lawyer leave our Roane County office and have now replaced that attorney. We currently have an attorney vacancy in our Jackson County office.

We continue to work diligently to protect each client's rights as they navigate the criminal justice system, often steering them toward sobriety. The Chief Public Defender argued a case in the

West Virginia Supreme Court clarifying credit for time served for pre-conviction home confinement. We have had several clients participate in the Drug Court Program. These folks have made and continue to make remarkable strides from addiction to sobriety. We have had graduates who have seemed to truly change from a life of addiction to a life of sobriety and now hold full time jobs and maintain close family relationships that had been previously abandoned. We received funding for a Peer Recovery Coach position through the Sisters Health Foundation. The peer recovery coach helps find available drug rehabilitation facilities and keeps up with them on a regular basis. We have reapplied for continued funding for the next year and have also received a grant from United Way to support the position. We believe this position is a valuable resource and are working to gather statistics to reflect the number of clients who have been aided in their recovery through the help of the Recovery Coach.

Kevin Postalwait,
Chief Public Defender

Public Defender Corporation for the Sixth & Twenty-fourth Judicial Circuits

The Public Defender Corporation for the 6th and 24th Judicial Circuits was founded on July 1, 1994 and serves Cabell and Wayne Counties. The one thing that stands out in our case load is the large number of felonies, an amount driven by an ever-growing number of drug and murder cases. To underscore this problem, Huntington was prominently featured in an Oscar-nominated documentary entitled Heroin(e), which followed the daily lives of three women who are on the front line of the drug epidemic crisis. Additionally, the National Guard was called in last year to help with the overwhelming number of drug overdoses.

In FY 2017, the Huntington office closed 4,167 cases and the Wayne office closed 1,002 cases which total 5,169 cases. There are eleven attorneys in Huntington and three in Wayne. There is one support staff position in Wayne and six in Huntington which includes a full-time investigator. Our office has been active in helping establish and maintain Adult Drug Courts and Day Report Centers in both counties. We also participate in the Juvenile Drug Court in Wayne and Cabell counties.

FY 2017 saw the retirement of Robert “Bob” Wilkinson as Chief Public Defender, a position held by Bob for 24 years. Brent Walters, who has been with the Public Defender’s office since 2008, was tapped to replace Bob as the new Chief Public Defender.

The Public Defender Corporation for the 6th and 24th Circuits continues to strive to provide quality representation for our clients in our region regardless of our large caseload. Historically, our office has been one of the leading Public Defender offices in cost effective representation.

Community Involvement

Several members of our staff also serve our community beyond our office. Mike Clark, our investigator, serves on the Board of Directors of the Hite Saunders Little League, as well as the Board of Directors for the West Virginia Deputy Sheriff’s Association. Brent Walters serves on the Board of Directors for the Western Regional Day Report Center. Vickii Hughes is a member of the Women’s Philanthropic Society for Cabell-Huntington Hospital. Bridget Lucas is a volunteer nursery coordinator for Christ Temple Church.

Brent Walters
Chief Public Defender

Public Defender Corporation for the Seventh Judicial Circuit*

The challenges for the Logan County Public Defenders continued to grow this past fiscal year along with the ongoing drug addiction epidemic. Drug addiction is now a part of almost every case in our office, regardless of the underlying allegations. Our skills as lawyers and support staff are put to the extreme test daily. The clients and family members no longer simply look to us to make quality legal arguments in Court for them; they also look to us to get help that may literally save lives. As members of the Logan County community, we try to help people as much as we can both in and out of the office. Each member of our team plays a significant role in representing the poor people who find themselves in an overwhelming situation due to false or exaggerated charges which are all exacerbated by the drug addiction issues. Each member of our team also plays a separate role as an active and positive member of this Logan County community.

THE LOGAN COUNTY TEAM



The Chief, Dwayne J. Adkins and the cane carved by an inmate at Moundsville for the Chief's Great Grandfather, Evangelist, Paris Brumfield Adkins. Keeping a heart for the cause of the downtrodden is a family tradition.

The Chief, Dwayne Adkins comes from the heart of Wayne County, but has been a Logan County resident since 1995 when he was hired as an assistant public defender. Dwayne left the Public Defender fold for several years and was a plaintiff's lawyer, insurance defense lawyer, and assistant prosecutor. Dwayne became Chief Public Defender in 2005 and has increased his community activities and involvement every year since taking over as Chief because he has come to realize the role of the Chief should expand out of the office and into the community.

Assistant Public Defender, Gerald Merceruio has been with the Office since soon after its creation in 1991. Year in and year out he makes certain police officers and prosecutors cannot simply overcharge clients and not have their actions scrutinized and challenged whether in Magistrate Court or Circuit Court. His unapologetic persistence for fairness and justice not only benefits our clients, but also illustrates what it means to protect the Constitution.



Gerald Merceruio has been with the Office since 1991. If we start giving out Iron Horse awards he should be considered. He enjoys giving prosecutors and police officers a very hard way to go and that is good for the clients.

*Pictures provided by 7th PDC



Don McDaniel having a standard day helping our poor and downtrodden clients.

Assistant Public Defender, Don McDaniel, is our very own Ivy League Graduate with an undergraduate degree from Yale and law degree from Vanderbilt. Don has over forty years of criminal law experience with experience in Texas and West Virginia spanning decades. Don continues to push hard for his clients and is best known in the county for finding positive and promising things to say about some individuals with long histories of failure in the criminal justice system. Don understands better than most that past behavior does not mean you are guilty of current allegations nor does it mean that you are beyond redemption even if you are a repeat offender.



Ashley Cochrane, is our successful intern recruit story but she is no longer a rookie with over ten years of experience in carving out a niche in juvenile and abuse and neglect cases.

Assistant Public Defender, Ashley Cochrane, is our very own successful intern recruit story. Many years ago, she was an intern and got the experience of assisting the Chief in a very difficult murder case. She was not deterred from the experience and returned to us after working with Jane Moran and clerking for Judge O'Briant. She has proven a formidable attorney in abuse and neglect and juvenile matters and has become the go to person in the office for questions in such matters.



Carol Booth, points out furniture she recently put together on her own, saving the office the additional cost of furniture assembly. Furniture builder, social worker substitute and copier/printer repair person.

Carol Booth, our office manager has been with the office since 2005. Along with keeping the Chief organized, she assists the new accountant and plays the role of liaison with drug rehabilitation centers. Frankly, she has been personally responsible for getting many public defender clients accepted into inpatient rehabs. It is a skill acquired by time and making contacts that has become invaluable to the office and clients.



Pam Esposito having a standard day answering the never-ending phones. She is a good gate keeper for the lawyers of the office and always looking out for lost dogs with the Paw Squad.

Pamela Esposito, legal secretary is known for her sunny personality and friendly nature. She works diligently to get cases opened and moving to the attorneys daily. She has years of experience both in our office and prior to coming to work for us that benefits clients greatly.



Brandi Bias having a standard day deciphering Don McDaniel's notes which can be hard. She is patient and kind, essential skills for her role.

Brandi Bias, legal secretary is an experienced secretary coming to us from the Wandling Law Office. She has great people skills and quickly adapts to dealing with difficult family members who often call the office. Secretaries must be gate keepers and Brandi is very good at the gate keeper skills.



Intern Anna Butcher. When she isn't busting out legal research she may be singing as an opening act for people like Kelly Pickler

Anna Butcher is an intern from Appalachian School of Law in Grundy, Va. Prior to this internship, Anna interned with Public Defender Services in Charleston. She played significant roles in legal research this summer and was trained in the day to day work that is necessary to protect the rights of criminal defendants. She is well known in Logan County with a history of working with the city on projects.

ACHIEVEMENTS DURING THE FISCAL YEAR

This fiscal year saw some significant achievements that included routine achievements that we believe invaluable to the clients and community as well as extraordinary achievements resulting from skill, hard work, and dedication. The routine achievements are important because these are tied to the grinding daily work of seeing that clients get quick hearings and consideration for reasonable bonds and dismissal of frivolous charges so that they do not sit in jails racking up costs for the community and suffering when they should not be incarcerated. Our office is well known for getting clients brought down for consideration of bond reduction and dismissal of frivolous

charges. Our relationship with the jail liaison, the prosecutors, the magistrates, the circuit court judges, the court staff, and other county officials, has resulted in a partnership that recognizes the importance of prompt hearings and fair determinations of bonds and charges. We play a crucial role in being available 24/7 so that cases can move quickly when appropriate.

The extraordinary achievements for the year include winning substantive arguments related to alleged *dying declarations* and *res gestae*. Both are issues which the State expected to easily win. It is important to note that the **Case Maker** program made available by the West Virginia State Bar was the central research tool used in winning these arguments against prosecutors who were using other research tools which they incorrectly believed to be up to date. Additionally, arguments were won limiting the State's ability to wrongfully stack charges in a case involving complicated computer downloading issues and a case involving stacking a *Mirandized statement on top of an un-Mirandized statement*.

COMMUNITY INVOLVEMENT

Members of our team are not just people who show up and do office work, go home and never contribute to our community. The following is certainly not all-inclusive examples, but merely meant to give a few examples about the Chief and some of the other members of the team.

Dwayne is on the Day Report Board and the Drug Court Team which have obvious relationships to the office and clients, as well as significant positive impact to the community. The Southwestern Regional Day Report is one of the most successful programs and money savers in the State and Drug Court continues to give people who have been crushed by the disease of addiction another chance at saving their lives. Having a Public Defender voice on these boards has proven invaluable. Dwayne is also a member of the Logan County Library Board because he realizes literacy is one of the keys to keeping a community from sinking further into poverty. Community Service by Day Report Clients at the Library is a new project for this fiscal year and has proven very successful thus far.

Dwayne was also a Buddy League Basketball Coach this past fiscal year with the 4 to 7 age group. His team went out with a win and he got to know and interact with the athletic and school community in a positive way doing everything from coaching, to selling tickets, and doing janitorial work.

Pam Esposito continues to be part of the Paw Squad animal rescue team and maintains her reputation as a voice for unwanted and abused animals in Logan County. She helps care for the animals and participates in many fund-raising endeavors.

Intern Anna Butcher opened for Kelly Pickler at Freedom Festival and played a big role in organizing the entire fourth of July event for the City of Logan.

Other members of the Office like Don and Carol are active members in their Church and in their neighborhoods. They interact with members of the community, have lunches and meetings, and fellowship.

A CRUCIAL TEAM TO THE LOCAL CRIMINAL JUSTICE SYSTEM

We would like to end this year's narrative by stating that we believe we are crucial to the fair and equal administration of justice here in our county. Quick and timely hearings by skilled attorneys is central to the criminal justice system. Being quickly available for complicated legal arguments as well as simple bond reductions defines who we are, and we have worked hard to get a reputation where clients (and their family members), Judges, Magistrates, and Prosecutors can call us, and we act to immediately help the poor who need their Constitutional rights protected. People need someone standing in their corner in what seems like overwhelming circumstances—that's what we do.

Dwayne Adkins,
Chief Public Defender

Public Defender Corporation for the Eighth Judicial Circuit

The 8th Judicial Public Defender Corporation opened in 1990, now in the 28th year with three attorneys and two office staff. McDowell County has a great need for legal representation for those who are indigent due to our devastating economy.

Our office handles the following types of cases: felony, misdemeanor, abuse and neglect, juvenile delinquency, truancy, appeals of felonies and misdemeanors, mental hygiene, guardian ad litem, extraditions, and servers on drug court and the community corrections board (day report).

Chief Defender, Floyd A. Anderson, is a native of McDowell County. He earned his degree in Psychology from West Virginia University in 1988, and his law degree from Southern University Law Center in 1992 and became a member of the WV State Bar in 1994. Mr. Anderson joined the office in 1995 and became Chief Defender in 1998. Mr. Anderson handles a variety of complex felony cases including first degree murder, armed robbery, and sexual assault cases.

Robert E. Blair is a native of McDowell County and joined our office in 2003. He had a private practice for many years and served as the Family Law Master. He has been a member of the WV bar since 1956, 62 years and counting! Mr. Blair reached his 90th birthday in January and retirement is nowhere in sight!

Brittany R. Puckett is a native of McDowell County. She earned her law degree from Appalachian Law School and was admitted to the WV bar in October 2013. Prior to joining our office, Miss Puckett was employed by the McDowell County Board of Education for three years as a teacher for the 3rd and 5th grades and a volleyball coach. This is her third year with our office. She handles felony, misdemeanor, juvenile delinquency, abuse and neglect, truancy, mental hygiene hearings, extraditions, and drug court. She is also a member of the Drug Court Treatment Team and serves the WV Bar Association as a member of the Fee Dispute Committee. She is an active member in the community as well.

Kimberly Cox is currently in her 24th year with the office, joining the office as secretary in 1994 and moving to the office manager position in 1997. Kim manages the attendance and leave records for the employees, verifies funding, processes invoices and payroll, as well as many other administrative duties.

Robin Oakley, Secretary, is in her 10th year with the office. Prior to joining us, she worked as a magistrate assistant, a deputy circuit clerk, and a legal secretary. She handles all phases of the secretarial duties, such as contacting the client, opening files, scheduling appointments, managing the calendar, and ensuring that the attorneys know where he or she needs to be and when.

Floyd Anderson,
Chief Public Defender

Public Defender Corporation for the Ninth Judicial Circuit

The Public Defender Corporation for the Ninth Judicial Circuit recently completed its 27th year of operation. Our office currently has six attorneys and six support staff positions with one vacancy for an attorney position. Mercer County has three Circuit Judges, five magistrates, and two Municipal Courts; in which we appear on behalf of defendants. We represent defendants charged with felonies, and misdemeanors; and we represent juveniles, in various proceedings, and usually parents, in abuse and neglect cases. Mercer County continues to have one of the highest abuse and neglect caseloads in the state

We have recently welcomed Rebecca Powers and Sheila Beggs to our support staff. Our office obtained hundreds of dismissals this past year. One well publicized case that was dismissed involved a defendant charged with fleeing from an officer while operating a vehicle, causing death and driving while impaired, causing death. The attorneys also secured acquittals in various jury and bench trials. Our attorneys continue to utilize deferred adjudications and drug treatment for our clients. Jaime Arnold oversees placement for our clients in Drug Treatment Facilities.

We serve on the Southern Regional Community Criminal Justice Board which monitors the operations at the Day Report Center. The office also serves on the Adult Drug Court and Juvenile Drug Court, which involves intensive treatment and extensive court monitoring. Substantial drug abuse problems permeate a large percentage of our cases. The Courts in Mercer County have tried to be proactive in dealing with the drug epidemic by utilizing these alternatives. Recently a new drug facility for women just opened for our county.

Attorney, Taylor D. Potts, continues to serve the community as a foster parent and actively working with youth at his church



Pictured (Left to Right):

Back row: Tracy Burks, Robbie Dumapit, Taylor Potts, Gerald Linkous
2nd row: Rebecca Powers, Nancy Doyle, John Byrd, Cynthia Dunn
3rd row: Denise Campbell and Sheila Beggs
Front row: Natalie Akers and Jaime Arnold

Photo provided by 9th PDC

Tracy Burkes,
Chief Public Defender

Public Defender Corporation for the Tenth Judicial Circuit

It was the best of times, it was the worst of times, it was the age of wisdom, it was the age of foolishness, it was the epoch of belief, it was the epoch of incredulity, it was the season of Light, it was the season of Darkness, it was the spring of hope, it was the winter of despair, we had everything before us, we had nothing before us, we were all going direct to Heaven, we were all going direct the other way - in short, the period was so far like the present period, that some of its noisiest authorities insisted on its being received, for good or for evil, in the superlative degree of comparison only.—A Tale of Two Cities

The State has gone through several years of financial difficulty (the worst of times). Obviously, West Virginia has suffered from a stagnate economy and reduced revenues over the past years but the optimism of our legislature and governor in the future led to a general increase of salaries of all state employees of five (5%) percent this year. Public defenders and their staff are not considered State employees so such compensation to the State was not passed on to these employees that also receive no longevity pay to which State employees are entitled. Crime continues to increase, the responsibility and demands in representing criminal defendants increases, and little recognition is made of the contribution that Public Defender Corporations and their employees make by decreasing the cost to the State, Counties, and Municipalities where they are located.

The 10th Circuit Public Defender Corporation Office is located at 220 N. Kanawha Street Suite 2 Beckley WV, 25801, where it has been for the past two and a half years. The office has one of the most experienced collection of attorneys in the State, with an average of 23 years of legal experience, consisting of a chief defender, Joseph A Noggy, and eight other Staff Attorneys namely: Gary W. Frasher, Marcia L. Hebb, Kris N. Kostenko, Robert D. Goldberg, Wilbert A. Payne, Thomas Moore, Sarah F. Smith and Patrick W. Brooks. Last year the office closed a total of 2,626 cases in Raleigh County, consisting of 614 Felonies, and 1,250 misdemeanors. Each lawyer handled, on average, a little more than 290 cases last year. This is in excess of the Standards as recommended by the American Bar Association but no Counsel in the office can shirk their duty to provide the best possible defense for each of their clients.

The average cost per case in Fiscal Year 2017 was \$498.41 compared to appointed counsel's charges for this circuit, of \$1,091.52 per case. The office handles about 73.5% of all cases in the circuit while receiving about 56% of the funds distributed by the Public Defender Services for the 10th Circuit.

Office Staff

If not for our staff of six full time and one-part time assistant, it would be impossible to keep our records and clients served effectively and efficiently. They are the backbone of the office.

Susan Delp has been with us for more than 20 years and is the staff manager for the office. She not only supervises staff but also acts as the secretary for the chief public defender and performs all the administrative secretarial duties.

Susan is aided by Melanie Ellison, Sharon Owens, Donnita Marks, and Allison Hamm. Angela Adkins is our Receptionist/Time Matters data entry person. Nichola Campbell acts as our part-time receptionist and, in addition to her receptionist duties, she assists Angela in inputting data and scanning documents.

Louis Briguglio might be our greatest asset and the best bargain to ever serve the Public Defender Services. He acts as the Bookkeeper, computer networking guru, and office manager. He has done such a superb job at our office that he now does accounting services and reports for four other Public Defender Corporations. He has worked at this office since 1996 and is indispensable to the office operation.

Lawyers

Clients have the advantage of being represented by a team of experienced lawyers who meet regularly to discuss various cases. The Office maintains a form bank of motions and pleadings that was recently supplemented by a state-wide form bank established with cooperation of other Public Defender Corporations throughout the state. The office is capable of running paperless since all documents received or produced are scanned digitally. This should help in the near future since the Supreme Court and Circuit Courts are moving towards a digital system.

In addition to the misdemeanor and felony cases, the lawyers handle juvenile, abuse and neglect, mental hygiene, probation, parole, habeas corpus, and appeals. Lawyers also work in related county programs that impact defendants by providing alternatives to incarceration. These programs provide valuable resources to defendants but when created did not provide funding for defense attorney's compensation. These programs and specialized courts aimed at providing services to defendants while decreasing the cost of incarceration to the State and county but, just as in the case of every other Public Defender Corporation, such savings are not reflective of any increase to the corporation despite the increased burden on lawyers. These duties are also not reflected in the evaluation of cost effectiveness of public defender corporations compared to other court appointed counsel which only looks at case numbers and not uncompensated services. A partial list of these extracurricular obligations includes such matters as Patrick Brooks who serves as the representative for defense attorneys on the Veterans Court. Joseph Noggy participates as board member on Adult Drug Court. With the exception of Joseph Noggy, each lawyer represents clients before Truancy Court. Joseph Noggy and Marcia Hebb also are on Board members Raleigh County Community Corrections Board which assists in operating the county Day Report Center, Drug Court and Home Confinement Programs. Joseph Noggy and Tom Moore also meet weekly with members of the day report center, Prosecuting Attorney's office and the other agencies to reduce jail cost by granting reduced bond or personal recognizance bonds to appropriate defendants.

Office Operations


Lawyer schedules are kept electronically on Time Matters as well as on desk calendars as it has been done for the past few years. All lawyers have access to Time Matters to keep their time and to check their calendar. Attorneys can access their files through the E-File Program as well as through the hard copy maintained in their office. Closed files can also be accessed through the E-

File program. Cases over the past 16 years have been scanned, reducing the need for storage of those documents. Backups of all records are maintained on and off premises insuring their survival. Periodic reviews are made of files and inquiries made of staff and lawyers to ensure that the services we provide to our clients is effective and qualitative. Lawyers continually meet to discuss issues and procedures with an eye towards improving the quality of their representation.

The Office opened in 1989, making it one of the oldest Public Defender Corporations in the State.

A new Chief Public Defender will be hired by the end of the calendar year as Joseph Noggy will be retiring at the end of the calendar year. Obviously, this will cause some time to adjust to new management philosophy but with the current staff and experience held by the staff attorneys there should be no loss in the dedication and quality of representation provided to our clients.

Jane Calvert currently acts a Chairperson for the 10th Circuit Public Defender Corporation Board of Directors. In addition to Ms. Calvert, Board members include John Wooton, Leigh Lefler, and Harriet Jones. Each of those Board members have served in their capacity for a minimum of five years and have recently been joined by our newest appointee the Bishop Fred Simms. Bishop Simms has been active for years in our community and received The Spirit of Beckley Award for his work.



Susan Delp
Photo provided by 10th PDC



Melanie Ellison
Photo provided by 10th PDC



Sharon Owens
Photo provided by 10th PDC




Donnita Marks
Photo provided by 10th PDC



Allison Hamm
Photo provided by 10th PDC



Angela Adkins
Photo provided by 10th PDC



Nicola Campbell
Photo provided by 10th PDC




Lou Briguglio
Photo provided by 10th PDC



Gary Frasher

Photo provided by 10th PDC



Marcia Hebb

Photo provided by 10th PDC




Robert Goldberg

Photo provided by 10th PDC



Wilbert Payne

Photo provided by 10th PDC



Sarah Smith
Photo provided by 10th PDC



Patrick Brooks
Photo provided by 10th PDC



Kris Kostenko
Photo provided by 10th PDC



Tom Moore
Photo provided by 10th PDC



Joe Noggy
Photo provided by 10th PDC

Joe Noggy,
Chief Public Defender

Public Defender Corporation for the Eleventh Judicial Circuit

Our office opened in 1999 with the goal of providing high quality and cost-effective criminal defense to the citizens of Greenbrier and Pocahontas Counties. While the basics, caring about your clients, investigating your cases, and being prepared for court have not changed since 1999, the rest of the criminal defense practice has changed dramatically.

West Virginia's place at the center of the opioid crisis has left everyone in the criminal justice system struggling for solutions and the 11th Judicial Circuit has been a leader in innovating and adopting new solutions. Chief Defender Joshua Edwards and Deputy Chief Defender Dewitt Daniell both serve on the advisory committee for Greenbrier County's Day Report Program. Joshua Edwards and Laura Spadaro both serve as members of the drug court treatment team in Pocahontas County and Dewitt Daniell serves as a member of the treatment team in Greenbrier County. In addition to their formal role, Public Defenders serve as informal advisers on policy matters and legal questions as they arise.

The attorneys and staff are:

Joshua L. Edwards, Chief Defender

Joshua Edwards is the Chief Defender for Greenbrier and Pocahontas Counties that together make up the 11th Judicial Circuit. Mr. Edwards was appointed to the Indigent Defense Commission by Governor Justice in April of 2017. This year the IDC approved criminal defense standards that should reinforce West Virginia's already robust indigent defense system. Mr. Edwards was also appointed to the Fire Service Fee Appeals Board by the city of Lewisburg.

He, and the assistant defenders in the 11th Judicial Circuit, continue to implement treatment-based programs as alternatives to the warehousing that occurs with incarceration. Mr. Edwards states "I'm proud of the efforts we've made with the Public Defender Corporation, Drug Court, and Day Report Programs to combat the addiction epidemic and restore individuals to their community".

In addition to his duties as Chief Public Defender, Mr. Edwards serves on the Community Corrections Advisory Board in both Greenbrier and Pocahontas Counties. He also serves on the Pocahontas County Drug Court treatment team and is a frequent contributor to both formal and informal efforts to improve the criminal justice system. Mr. Edwards enjoys the challenges of the courtroom and getting to know his clients as human beings so that he can tell their story and help them write a better conclusion. He indicates "As my children have gotten older and more involved in community



Josh (and son, Noah) at a recent soccer tournament

Photo provided by 11th PDC

events, I realize the impact my work has on children and the community as a whole. Every time I go to a parent night at the school, I see parents with their children who would not be able to be there without the Public Defender Corporation. It is particularly rewarding when you know that you were able to arrange for the parent to complete drug court or rehab and you know that they're not only with their child, but able to be a great parent to that child."

Outside of work, Joshua is married to Lara. They have three sons who keep them running non-stop. Joshua serves as a coach and board member for the Greenbrier United Soccer, previously served as assistant commissioner and coach for the Greenbrier Valley Athletic Association of the first and second grade basketball league, and was a coach for the GROW basketball league. Joshua is active in the Lewisburg United Methodist Church, having served as a Youth Group leader and on various committees from the Communications Team to the Trustees.

Dewitt W. Daniell, Deputy Chief Defender

Dewitt W. Daniell, Deputy Chief, has served as a public defender in West Virginia for 22 years, since 1996. He worked in Raleigh County for five years, and then relocated to Greenbrier County in 2001. Prior to his experience in West Virginia, he was licensed in North Carolina after graduating from Campbell University School of Law in 1987, and engaged in private practice for nine years in Asheville, NC. His experience includes defending criminal cases, both felonies and misdemeanors, representing juveniles, and advocating for parents accused of abuse or neglect. In addition to his primary responsibilities of representing clients, Dewitt has been active in bringing community corrections to the 11th Judicial Circuit. He has served on the Community Corrections Advisory Board from its inception, and he is currently a member of the Drug Court treatment team. He continues to serve on the PDS committee charged with producing and maintaining a motions manual.



*Dewitt playing the banjo in
Pocahontas County
Photo provided by 11th PDC*

As a former school teacher, he has maintained an interest in working with high school aged kids; he has presented programs on a number of occasions having to do with the juvenile justice system, and the criminal law at Greenbrier East High School. In his time away from work, Dewitt enjoys playing bluegrass banjo with friends in and around Pocahontas and Greenbrier counties. He has played at the Lewisburg United Methodist Church on numerous occasions, Pocahontas County Community Centers, WellSpring of Greenbrier County, and a number of fundraising events throughout southeastern West Virginia. Mr. Daniell is the recipient of the 2012 Dambro Award as the Outstanding West Virginia Public Defender.

He has been married for 25 years and has a son who is 24 years old.

Steve K. Paragamian, Assistant Public Defender

Steve serves primarily as the Assistant Public Defender assigned to Greenbrier County Magistrate Court. He relates that:

As a lawyer I used to say: “There’s a legal side and a human side to cases. The legal side concerns my work, almost solely in Magistrate Court. Our caseload has increased somewhat since last year, and I am kept busy interviewing clients and trying to help craft solutions to get their lives back on track. Each person is different, with a different problem to solve, and with a different background. Sadly, our area is plagued by massive unemployment, leading to problems with DUI, domestic abuse, and rampant abuse of opioids and methamphetamine. It is often heart-rending to come to work and view some of the ravages my clients have undergone.



Steve Paragamian
Photo provided by 11th PDC

On the human side, I’ve scaled back some of my community involvement. I no longer volunteer at the animal shelter, though I recently adopted ‘Dusty’, a handsome grey cat who has been there, apparently, longer than any other feline in their history. He proudly wrestles with his two other fur babies when he walks in the door at five o’clock. Our cases often read like tragic novels, and I am working, in my spare time, on a book of stories. A friend of Mom’s family, back in Richland Center, wrote a series of stories titled ‘Sauk Prairie People’ and I hope to emulate him.

We don’t always say it down here, but we do appreciate the support we have gotten from Charleston in the past. Sometimes, it makes the difference between hope and despair for our clients.”

Lia Billings, Assistant Public Defender

Lia Billings is the newest addition to the Lewisburg PD office, having previously worked for Legal Aid in Huntington, West Virginia. She is a proud graduate of the West Virginia University College of Law, having also obtained her bachelor’s degree from WVU. During her time at the WVU COL, she worked diligently as a student-attorney on the Innocence Project. Her team was able to prevail at an omnibus hearing for a man who had been convicted on a theory of “Shaken Baby Syndrome.” After serving over eleven years of a forty-year sentence, his conviction was vacated and he was able to go back home with his family. Lia handles the abuse and neglect and juvenile cases in the office, and truly believes she has found her life’s calling.

When she isn’t working, she enjoys swimming in the river with her dog, playing Nintendo with her husband, and relaxing.

Laura Spadaro, Assistant Public Defender

The last twelve months has been a blur. However, the 2018 Public Defender Conference was the best that I have attended. From my perspective, the speakers were more informative and the organization of the conference was smoother than in previous years. As for noteworthy events here in Pocahontas County, things do seem to be looking up for community corrections/drug court in that the community seems to continue to become more supportive. There are more community-based programs for addiction recovery sprouting up in the county. I guess it just takes time since society has been focused on punishment for so long in the criminal justice system. A leaf slowly turning perhaps. I still volunteer with Pocahontas Artisans. Otherwise, I do a lot of bike riding when I am not spending time in Court while at work. It's been a lovely summer up here.

Yvette Shafer, Office Manager

Yvette started with the Public Defender Corporation as a secretary in 2009 and assumed her duties as Office Manager in 2011. Outside of the office she is active in her church and community. Yvette serves as a church representative on many levels, including state and national. Her desire is to retire in a few years and continue her work in the mission field at home and abroad. She graduated from The School of Christian Studies in October 2016 with her degree in Pastoral Ministry. Yvette occasionally speaks at Sunday afternoon services at a nursing home and at evening services at a low-income apartment complex.

In July of this year, Yvette attended the World Mission Conference where she re-connected with several missionaries serving internationally. Future mission trips are being considered with open invitations to South Africa and Thailand. One of the things that rings true in our communities, state, nation and world is "The harvest is plentiful, but the laborers are few".



Yvette on a mission trip.

Photo provided by 11th PDC

Yvette is currently working with a group at Shuck Memorial Baptist Church to finalize the plans and implement The Life Recovery program this fall. It will focus on addressing the struggles with addictions, struggles in life, depression, and anxieties. The group has met with The Greenbrier County Drug Court-Day Report representatives to gain information on how to best serve the needs of people dealing with addictions. She will serve as one of eight mentors in the group.

Madora Smith, Secretary

Madora joined the Public Defender Corporation in 2014 but became familiar with the Court system prior to that as a CASA (Court Appointed Special Advocate) volunteer. CASA volunteers serve as a voice to children in the abuse and neglect system. As such, they investigate cases and attend court hearings. She relates that "During my off time I am a wife, mother, and grandma. My family actively participates in the First Baptist Church of Huntersville, WV. I am blessed to be in a family that has a diverse range of interests from Track & Field to Classical Piano."

Lois Airgood, Secretary

Lois has been with the Public Defender Corporation since 2015, having previously worked as a legal assistant for a private practitioner working with social security and black lung cases. Lois had a variety of careers prior to joining the Public Defender Corporation. She worked as a computer consultant for MCI telecommunications, the United States Supreme Court and the Georgia Supreme Court. Lois also ran a small computer support firm, Evergreen Apps and was the owner/operator of Yew Mountain Lodge in Hillsboro, West Virginia. She has also served as a volunteer music instructor for the Hillsboro Elementary School.



Lois hard at work.

Photo provided by 11th PDC

Joshua Edwards,
Chief Public Defender

Public Defender Corporation for the Twelfth Judicial Circuit

“Man Down”

As the fiscal year drew to a close the primary thought that remained was “Thank God we are part of a solid Public Defender Office”. This year has been one that has reinforced our need to rely on each other to keep the representation of our clients and our obligations to the Courts consistent every day.

So many times this year one or more of our office has had to be away for personal and/or family reasons. This year our office has had: two Mothers who need almost daily assistance to live independently; aging Fathers living alone and in need of time with their sons; two kids in braces; one playing football; a cheerleader on a competition team; two playing soccer; one playing volleyball; a number of math team members; science and social studies projects that advanced past regionals; gallbladder surgery with complications that demanded significant hospitalization; the final illness of a Mother; a grandson mauled by a dog; a case of shingles; pneumonia; three theatric productions; a band competition; an eye infection; everyone had the flu at least once; all over and above the more common illnesses, dentist and doctor appointments and blood work.



*Fayette County Courthouse.
Photo provided by 12th PDC*

We are an office that on any given day can have hearings scheduled before two of our four Magistrates and both of our Circuit Judges. So even when all of us (and ours) are healthy, we often must cover hearings and office appointments for each other. This is done without sacrificing the quality of our client’s representation only because we work closely together every day and are aware of everyone’s cases. We know, because we have discussed them, the primary issues in the cases. We know because we have discussed them, and the personal quirks of some clients which require a certain style in working with them.

I am left to wonder how any of us would have managed any year, but this one especially, if sole practitioners. At a Chief’s meeting earlier in the year we had a presentation by the impaired lawyers’ director. An alarming number of attorneys suffer from addiction, depression and other mental illnesses brought on, at least in part, by the stress of practicing law.

I don’t suggest that we are immune to such stress. I do know, however, that the possibility of such stress leading to career ending complications is minimized because of where we work. We are able to be lawyers or staff members for the Fayette County Public Defender Office and are able to be mothers, fathers, wives, husbands, daughters, sons, and friends year after year. Thank God we are part of a solid, supportive Public Defender Office.

Nancy Fraley
Chief Public Defender

Public Defender Corporation for the Thirteenth Judicial Circuit

The Public Defender Corporation for the Thirteenth Judicial Circuit (Kanawha County Public Defender Office) prides itself in providing client-centered representation to indigent individuals. Opened as a full-scale office in 1989 with the mission of providing legal services to individuals facing criminal charges in Kanawha County, the Office has created a positive presence in our court system by employing a staff that vigorously represents our clients and strives to protect their rights.

Located in West Virginia's capital city and having always served many clients, during the 17/18 fiscal year the Office was appointed to represent clients in 6,870 new cases. The Office currently employs 23 full-time lawyers, 1 part-time senior counsel, and 15 support staff to represent people in the following types of cases: felony, misdemeanor, municipal court, juvenile, appellate, revocation (parole, probation, and home confinement), extradition, mental hygiene, child support contempt, and drug court. Our lawyers appear before seven circuit court judges, ten magistrates, municipal court judges, family law judges, mental hygiene commissioners, and Supreme Court of Appeals justices.

Our dedicated legal staff has had many victories over the years, successfully lodging challenges to the court system, securing acquittals and dismissals, helping clients overcome addiction problems, and securing favorable sentences. Our helpful and knowledgeable support staff, comprised of equally dedicated individuals, helps us provide effective representation to our clients.

Our dedicated legal staff also participates in a variety of legal and community services. Some of the activities our lawyers are involved in include:

- Serving as a member and participating in the National Legal Aid and Defender Association (NLADA)
- Serving as a member and participating in the National and West Virginia DUIDLAs (DUI defense lawyer associations)
- Serving on the West Virginia State Bar Criminal Law Committee and other State Bar Committees
- Serving as a member on the Kanawha County Community Corrections Advisory Board
- Serving as a member of the CARE (Call to Action for Racial Equality) Coalition
- Serving on the MCLE Commission
- Serving on the Bail Reform Committee organized by the WV-ACLU
- Serving on the West Virginia Supreme Court of Appeals Community Supervision Committee
- Serving on the West Virginia Supreme Court of Appeals Prison Overcrowding Compliance Commission
- Participating in training for Kanawha County Drug and Veteran Courts
- Giving legal presentations in various settings on several law topics
- Publishing articles on a variety of legal topics
- Participating in legislative task forces

- Participating in national Gideon's Promise training
- Serving as a board member for the Mid-Atlantic Juvenile Defender Center
- Serving as a volunteer for Lawyers Without Borders
- Participating in the West Virginia Women Attorney's Association
- Offering various levels of support for local schools
- Serving as a judge for We The People
- Participating in local theater productions
- Serving as a board member and chorister with the West Virginia Symphony Orchestra
- Participating in the Race to End Racism
- Volunteering for ARTBAR (A Reason To Believe Animal Rescue) and other animal rescue organizations and animal shelters.

We also pride ourselves on our summer internship program, which has enabled law students to gain invaluable legal experience.

Diana Panucci
Chief Public Defender

Public Defender Corporation for the Fifteenth Judicial Circuit

The Public Defender Corporation for the Fifteenth Judicial Circuit has continued to strive to make a positive impact in the lives of our clients and in the community we serve. The staff currently consists of five attorneys and seven support staff.

In the fall of 2017, attorney Lorena Litten left our office to further pursue her public service with a Federal Public Defenders Office. Lorena's resignation letter noted how blessed our office was to employ some of the best attorneys she had ever had the pleasure of working with, and she would miss us. She further noted she had been presented with an opportunity she could not pass up. Her new position offered more pay, better benefits, and more opportunities to advance her career goals. She noted the compensation for federal public defenders as opposed to those employed at the state level is completely incomparable. She was of the opinion that until the disparity between how hard state public defenders work and how much compensation is received is corrected, offices will continue to lose attorneys who would be otherwise happy to stay. We have missed her.

In the late spring of 2018, we welcomed paralegal Nicole Warner to our staff. Nicole's former employment included work with a nonprofit who provided low income West Virginians access to the civil justice system, and work within the State and Federal criminal justice systems. Her experience has been most beneficial to our mission.

The office saw a breath of fresh ideas and enthusiasm by way of intern Rob "Jared" Lowe in the summer of 2017. Jared had the pleasure of practicing under Rule 10 prior to returning to the West Virginia College of Law for this third year.

During the past year, the attorneys and support staff have not and cannot overlook the drug crisis that impacts the civil and criminal practice of law. We continue to focus our efforts on building, maintaining, and enhancing relationships with local mental health providers, drug treatment facilities, the local PITAR group (Prevention, Intervention, Treatment and Recovery), and the outreach program of the Louis A. Johnson Veterans Hospital located in Clarksburg, WV, as the majority of our clients are in crisis.

In addition to the "legal work", the office began improving our information technology by upgrading and updating some software and hardware to better increase office efficiency and to better insure the confidentiality of client records. We began to deal with file storage issues and record retention issues. Our appreciation and thanks go out to the Harrison County Community Corrections Program for the community service volunteers who moved box, after box, after box.

In the coming year we will continue to provide those charged with a crime in Harrison County who are unable to afford counsel their Sixth Amendment right to competent counsel.

Susan P. Morris
Chief Public Defender

Public Defender Corporation for the Eighteenth Judicial Circuit

The Public Defender Corporation for the Eighteenth (18th) Judicial Circuit of Preston County, West Virginia has its office located at 202 Tunnelton Street, Suite 303, Kingwood, West Virginia. Our office was established in the year 2000, and it serves the population of Preston County.

Our office consists of a Chief Public Defender, two associate staff attorneys, and two support personnel. We consider our staff our greatest asset in serving to meet the needs of our indigent population through our representation in their cases and consequently our brief involvement in their lives and the lives of their families. As a single judge circuit, our appointments are made by Judge Steven L. Shaffer for felonies and misdemeanors in Magistrate and Circuit Courts. We are also involved in most juvenile matters in our Circuit, as well as some abuse and neglect cases. We also represent clients involved in mental hygiene proceedings. All three attorneys share equally in every category of cases we are assigned.



*Back (Left to Right): Lisa Hyre, Wanda Miller, Claire Niehaus, and Judy Starcher
Front: Sally Collins*

Photo provided by 18th PDC

Our current office staff:

- Sally C. Collins, Chief Public Defender since January 2015. She has served as a staff attorney in our office since 2005. Prior to this she was an Assistant Prosecutor, conducted a private law practice, and was a secondary mathematics teacher.
- Claire L. Niehaus, Assistant Public Defender since 2002. Her prior experience includes clerking for the Logan County Circuit Court and serving as a staff attorney for the Logan County Public Defender Office.
- Lisa R. Hyre, Assistant Public Defender as of January 2015. She served as an attorney for Morgantown Legal Aide and conducted a private legal practice here in Preston County. She is also a licensed social worker.
- Wanda L. Miller, Secretary since November 2015. She has previous experience as a bank teller/customer service representative for 21 years. Wanda has also held secretarial duties with her church and band boosters over the years. She is very active in raising funds for two local scholarships, the Preston County Humane Society, and in her church.
- Judy L. Starcher, Office Manager since June 2015. Judy has had previous experience in the County Clerk's Office as well as several years as Office Manager for private

industries. Judy is also an Honorably Discharged Veteran having served in the U.S. Navy.

The Public Defender attorneys have served on the Board of Directors for the Community Corrections since its beginning. Lisa Hyre currently serves on its Board. The attorneys are also active with our Adult Drug Court. Claire L. Niehaus participated in the establishment of the Drug Court and currently serves on its local Advisory Board. Sally Collins currently serves on the Drug Court Team. The attorneys and staff are members of various organizations and participate in community events in Preston and Monongalia Counties.

Sally Collins,
Chief Public Defender

Public Defender Corporation for the Twenty-third Judicial Circuit

The Mission of the Eastern Panhandle Public Defender Office (EPPDO) is to provide competent, thoroughly professional legal representation to the indigent criminally accused in all Courts in the Twenty-third (23rd) Judicial Circuit of West Virginia in an efficient, cost-effective manner when appointed to do so by competent judicial authority.

Our clientele primarily consists of defendants in criminal matters at the felony and misdemeanor levels in Circuit and Magistrate Court, but the obligation to provide professional, competent legal representation extends to and includes appointments to represent offending respondents in parental rights termination matters ("abuse and neglect" cases), Family Law Court contempt proceedings, juvenile offender matters and mental hygiene involuntary commitment proceedings, as well as appellate matters at various levels when assigned to do so by a Court, to include prosecuting appeals in the WV Supreme Court of Appeals.

The EPPDO office responsibilities include all the courts in all three county jurisdictions in the Eastern Panhandle (Berkeley, Jefferson and Morgan), as well as seven individual municipal courts in various towns throughout the Panhandle, particularly Martinsburg's Municipal Court. Our two separate offices are located in Martinsburg, which covers all matters in Berkeley and Morgan counties, and a satellite office in Charles Town, which handles all matters in Jefferson County. In Fiscal Year 2016, the office handled 4,448 individual, discrete cases and we are currently on pace to exceed that total in 2017, due to a combination of population growth, as well as the easing of financial eligibility guidelines that dictate and control the availability of court-appointed counsel.

Established nearly thirty years ago and operating continuously since, we are the second largest Public Defender Corporation in West Virginia, with a staff of 33 individuals: 20 licensed attorneys and 13 clerical support staff members and investigators. The team at the EPPDO is a committed, dedicated crew, truly devoted to ensuring that our clients of all types are treated justly: we fiercely protect the rights of poor, often powerless and are somehow enmeshed in other legal difficulties touching upon fundamental rights, thus ensuring that the criminal justice system is administered fairly, remains open, accessible and even-handed -- and is perceived as such by the general public and citizenry that we serve. We ensure that the everyday-person accused of wrongdoing by a powerful government and police apparatus is not overwhelmed and unduly intimidated and that his or her voice and "side of the story" is told by a tenacious, professional advocate committed to his or her cause. As Chief Public Defender, and a veteran of nearly twenty years in the trenches at the EPPDO, I am supremely confident that we are well-regarded and respected by all the judges and opposing counsel in our bailiwick. We are the proverbial "overworked and underpaid" public servants: despite staggering caseloads —well above and greatly surpassing ABA guideline levels - and extremely low compensation relative to our peers in the local prosecutors' offices, we enjoy very low turnover among the staff and have accrued a level of experience and expertise unrivaled in the State: a devoted team of career Public Defenders serving the State and her people and Courts.

Tom Delaney,
Chief Public Defender

Public Defender Corporation for the Twenty-fifth Judicial Circuit

The Public Defender Corporation for the Twenty-Fifth Judicial Circuit serves both Boone and Lincoln counties. The combined effort of six attorneys and four office support staff is credited with overseeing approximately 1200 cases annually. Each client presents a unique set of circumstances and our offices work diligently to provide individualized and effective legal representation to all. Enough cannot be said for the tremendous effort and determination our folks put forth every day.

Our attorneys, not unlike most other indigent defenders, have observed an increased proportion of clients with behavioral health issues underlying the criminal offense for which we are appointed. Statistics support this trend in Boone County and other West Virginia counties alike. Based on 2014 data collected by the West Virginia Department of Health and Human Resources, Boone County residents rank:

- 4th in the state for drug overdose deaths;
- 5th in the state for drug related diagnosis;
- 19th in the state for alcohol related diagnosis; and
- 21st in the state for suicide mortality rate

These figures underscore a growing necessity in Boone County to interweave mental health treatment into individualized criminal representation. Our clients' struggles with behavioral health issues, predominantly drug abuse disorder, and the resultant cyclical run-ins with law enforcement further evidence an imperativeness to reduce recidivism through rehabilitation.

That being said, in 2016 the United Way of Central West Virginia (UWCWV) conducted a rigorous community needs assessment and analysis. As a result, the UWCWV identified substance abuse as an impact area for which grant funding would be made available to programs operating to reduce the area's substance abuse epidemic. Upon completion of a competitive application process, our Boone County office was selected as a recipient of funding.

Made possible entirely as a result of UWCWV's grant funding, the Boone County Public Defender's Office now employs a part-time Recovery Coach. With a reference point of shared experience, our Recovery Coach, Mallory Sutphin, works directly with clients to identify drug abuse disorders, link individuals with treatment, and bridge the gap between referral and admission where client interest in drug treatment is often lost.



Mallory Sutphin, Recovery Coach
Photo provided by 25th PDC

Mallory's story, as it pertains to the Public Defender's office, is a fascinating one. Our Boone County office, in April of 2016, received court appointment to represent Mallory in a felony matter. Following an unsuccessful stint on probation – the result of failed drug screens, Mallory entered the Drug Court program. Mallory emerged as a leader among her Drug Court peers. Prior to graduation and of her own accord, Mallory obtained training and certification as a Recovery Coach.

Mallory's graduation from Drug Court with Recovery Coach certification and one year of sobriety could not have been timelier. Having just received UWCWV Recovery Coach funding, Mallory seemed a natural fit for our program. From client to employee – Mallory truly has come full circle within our office. She is an example of what can be achieved when a person is not given up on – not by herself, the courts, or the attorneys representing her. Recently, Kate Snow of NBC Nightly News traveled to Boone County for a sit-down interview with Mallory about her personal story of recovery. It is our hope that positive portrayals of recovery like this will reframe the often-times negative public perception common place to drug addiction and rehabilitation.

Mallory's personal experiences in the criminal justice system have brought a unique perspective and understanding to the representation we provide, and client response has been positive. In just the first three months of our program's infancy, Mallory has engaged over 40 clients and has successfully implemented treatment plans of varying types in greater than 30 misdemeanor, felony, and abuse/neglect cases. Undoubtedly, Mallory's assistance has achieved an increased rate of client entry into substance abuse treatment programs. The perceived result of which has been the achievement of alternative sentences, reunification of families, and almost certainly in the long-term shall include reduced recidivism.

Troy Adams,
Chief Public Defender

Public Defender Corporation for the Twenty-eighth Judicial Circuit

The 28th Judicial Circuit Public Defender Corporation in Summersville was first established in 1983, making it the first public defender corporation in the state.

D. Mark Snyder, who passed away this year, was the first public defender employee in West Virginia. When he moved to Charleston, Cynthia Stanton was hired in October 1987. For the first seven years, Ms. Stanton was the only public defender in Nicholas County. In 1994, a decision in Charleston was made to hire an assistant public defender to work with Ms. Stanton and in the last twenty-four years, six attorneys have held this position. Sarah Campbell was hired and began working in October 2013, and practices with a focus in abuse and neglect proceedings and juvenile matters. The 28th Judicial Circuit Public Defender has two attorneys and two administrative assistants. Kathy O'Dell has worked in the office for twenty-one years and now serves as the office manager. Theresa Cartwright began working for our corporation in 2015, after working many years in other law offices. Ms. Stanton is the longest serving public defender in the state, and is responsible for all misdemeanor and felony cases served by this office, unless an abuse and neglect client is charged criminally.

The 28th Judicial Circuit Public Defender Corporation has maintained an annual caseload of approximately 500-600 cases per year since Ms. Stanton has taken over. This office has been responsible for indigent representation in all areas of criminal defense eligible proceedings. Our office handles approximately 70% of all criminal applicants that are appointed in the county. We handle all mental hygiene hearings during work hours and at night unless we have a conflict. The attorneys handle all court appointments unless there is a co-defendant or similar conflict. Ms. Stanton appears in Family Court when appointed by the Family Court Judge. Drug Court was established in July 2016 and is currently active with over twenty (20) participants. We had a ceremony for our first 3 drug court graduates in May and we are in the process of trying to locate and setup a sober living house in Nicholas County. Ms. Stanton serves on the advisory committee and treatment team who meets weekly with the participants. Ms. Stanton is a member of the Board of Directors for the Community Corrections Board that oversees the Day Report Center and recently served as President until October 2017.

Our office has always had each attorney prepared and ready to conduct any kind of criminal work. Every attorney that has left the office is typically prepared to handle all types of criminal proceedings. The ability to accomplish this is based upon necessity as our Circuit only elects one judge and our attorneys must be available for all proceedings during the weekdays, weeknights, and weekends. In fact, several of our attorneys have subsequently served as assistant prosecutors, and of the five former assistant public defenders, one currently serves as the Chief Prosecuting Attorney in their circuit. This past year Ms. Stanton had a bench trial on a first-degree murder case in which the victim was placed in a freezer for several weeks. We believe it may be the first murder bench trial held in West Virginia. The Circuit Court, after reviewing the evidence at trial and subsequently came back with a second-degree verdict. Ms. Stanton also appeared at WVU College of Law on a panel about Justice in Appalachia with other defense attorneys this year and served as Chairman of the Motion's Manual Committee charged with updating the criminal motions manual last revised in 2003.

We purchased and renovated our building at 723 Main Street in 1996 for \$50,000 and paid it off in 2003. Because we have not had to pay for rent, we have been able to use that money to better represent indigent clients.

At this point we believe that we have a sound system in place to address indigent clients in our circuit.

Cynthia Stanton,
Chief Public Defender

Public Defender Corporation for the Thirtieth Judicial Circuit

PROMOTING PUBLIC DEFENDER CIVIC ENGAGEMENT

The Public Defender Corporation for the 30th Judicial Circuit is the largest, busiest, and most experienced law firm in Mingo County. We are proud to be leaders in our legal community.

Having lived through the Mingo County justice system scandal of 2013 (during which our former circuit judge, county prosecutor, chief magistrate, a county commissioner and Williamson’s mayor were all convicted of federal crimes) the summer of 2018 could at times feel like déjà vu all over again. In 2013 we made a commitment to be even more civically engaged. We decided to establish a presence at as many and varied governmental meetings as possible. As former Kanawha County Chief Public Defender George Castelle once said, “It’s not what you can accomplish by being present, it’s about what won’t happen because you are there.” We have tried to have an office presence at the Mingo County Commission, Williamson City Council meetings, and Tug Valley Chamber of Commerce meetings, among others. As you can see from an attached newspaper article, this presence resulted in our county commission celebrating the 55th anniversary of *Gideon v. Wainwright* by recognizing National Public Defender Day. Our office’s presence has also assisted the governmental entities in abiding by the sunshine laws and other procedures protecting the citizenry of Mingo County. For the most part, the government officials have appreciated our input so that future problems could be avoided. We have learned that increased civic involvement leads to better outcomes for our clients in many cases.

Our Office

Our office opened for business on January 15, 1990. Since that time, we’ve grown from a one attorney, one secretary office to a four-attorney office with a clerical staff of three. Our office handles approximately 500



Office staff posing for the Williamson Daily News on Public Defender Day

Photo provided by 30th PDC



Teresa McCune receiving Young Lawyers Section of the State Bar Mentor of the Year Award with Will Duty

Photo provided by 30th PDC

cases a year, including felony, misdemeanor, juvenile and mental hygiene matters. Over the years our attorney staff has supervised 40+ law student interns from 10 different law schools, many of whom have chosen to practice law in West Virginia.



Our chief defender, **Teresa McCune**, attended Marshall University and Antioch School of Law. She handles most of our juvenile matters and murder cases. Teresa is active in the state and local bar, and in community service. She was appointed by governor Tomblin to serve on the state Indigent Defense Commission, as well as being chosen as a Rural Juvenile Ambassador by the mid-Atlantic Juvenile Defender Center. She chairs the State Bar Committee on Access to Justice, serves on the WV Supreme Court of Appeals Fatality Review Task force, and is a former MCLE Commissioner. Teresa is a member of the WV State Bar Criminal Law Committee. She is a founding member of West Virginia Women Attorneys, has been named a WV Bar Foundation Fellow, and has received the Governor's Service Award. Teresa founded and directs "On Track for College," an award-winning college bound coaching program that helps students preparing for higher education. She is also a member of Williamson Woman's Club (chosen Clubwoman of the Year 2015) and the Mingo/Pike branch of AAUW. Locally, Teresa is also the Chair of Christian Help of Mingo County, a charitable organization which provides direct aid to the needy. At the 2015 King Coal Festival Teresa was awarded the Humanitarian Award for her community service.



David Foley, our Deputy Chief Defender and former WV Public Defender of the Year, is a graduate of the WVU College of Law, and attended James Madison University where he was on the varsity debate team. David handles misdemeanors and felonies and is our "go to guy" for extradition cases. David is an Executive Board Member and Trustee for the Coalfield Association of Southern Baptists, sings in his church choir, teaches Sunday school, and bowls competitively. He is happily married to Debbie.



Paul Montgomery, staff attorney and Navy veteran, attended the University of Oklahoma and Appalachian School of Law. He handles misdemeanor and felony cases, is our point man for mental hygiene cases, handles some delinquency matters, and recently argued an appeal before the West Virginia Supreme Court of Appeals. Paul is married to Megan, and is the father of two young sons, Syrus Jonah and Royce Asher (aka Bobby Cars). Paul is a member of Delta Theta Phi Law fraternity. His hobby is stargazing, of which all members of the office benefitted during this year's total eclipse.



Tiera Asbury, our office manager, is a graduate of Mingo County Vocational School. Tiera is the former chair of the board of directors and a current volunteer for Beech Creek Park. She is married to Chad and is the mother of 11-year-old Callie.



Will Duty, our newest attorney, is a graduate of Williamson High School, the University of Kentucky, and Appalachian School of Law. Will is the oldest of five children and is actively involved in his siblings' lives and the lives of their children. He and Heather welcomed their first child in March 2017. He is a licensed pilot and stays in shape by running.



Brandy Sheppard, our paralegal/secretary, is a graduate of Tug Valley High School and Southern Community and Technical College. She is happily married to Jerry and is the proud mother of 6-year-old Brayson and 4-year-old Brantley.



Kathy Collins, our secretary, is a graduate of Williamson High School. She is the mother of two girls, and the grandmother of five grandchildren. Kathy volunteers with the women's ministry at the Regional Church of God.



Candace Marcum, a 3L at Appalachian School of Law, has interned for us the last two years and will continue with us on a limited basis throughout her last year of law school. Candace is a graduate of Tolsia High School and Marshall University.



Justin J. Marcum was recently appointed chair of board of directors. See attached article for more information about his appointment.

Former members of our staff can be found in various positions across our state, including Mark Snyder - Kanawha County Family Court Judge (deceased), Nancy Fraley - Chief Public Defender in Fayette County, Richard Holicker - Kanawha County Public Defender and former Kanawha County Magistrate, and Jonathan Friley, who is now at PDS as the Public Defender Corporation Administrator.

Former staff attorney Jonathan "Duke" Jewell now serves as Mingo County's elected Prosecuting Attorney.



Teresa with Stephanie Coleman at Inaugural West Virginia Woman Lawyers Conference

Photo provided by 30th PDC

We've attached the following news articles in which our office was featured throughout the year:

http://www.williamsondailynews.com/news/mingo-staff-celebrate-national-public-defender-day/article_073befe4-d340-5a4e-b9e1-5da96ba8c4dd.html

http://www.williamsondailynews.com/news/mingo-commission-name-chairwoman-to-county-s-abandoned-housing-board/article_bd56a8f7-529f-5c6b-9753-10b32f038958.html

http://www.williamsondailynews.com/news/child-abuse-victims-honored-with-march-through-williamson/article_15c622ac-248a-5d70-9dd0-a015066d3043.html

Teresa McCune,
Chief Public Defender



***Teresa with Her Champion for
Children trophy***
Photo provided by 30th PDC

https://www.williamsondailynews.com/news/child-abuse-victims-honored-with-march-through-williamson/article_15c622ac-248a-5d70-9dd0-a015066d3043.html

Child abuse victims honored with march through Williamson

By TRAVIS CRUM Apr 13, 2018



Amy Dearfield, executive director of the Mingo County Family Resource Network, presents child advocacy awards to Pa: David Jewell, of Little Dove United Baptist Church; State Police Trooper Dustin Contos; Tug Valley High School teacher ar coach LeeAnn Blankenship; and Mingo Chief Public Defender Teresa McCune. Travis Crum/Williamson Daily News

WILLIAMSON - A crowd of more than 100 people, made up of adults and children wearing blue, marched through Williamson on Wednesday in support of child abuse victims.

April is Child Abuse Prevention Month, and the goal was to show victims that the community stands behind them, said Amy Dearfield, executive director of the Mingo County Family Resource Network. The network has been holding similar events at each of the county's municipalities this month.

Wednesday was the first time since the marches began several years ago that Dearfield specifically invited survivors of child abuse, she said.

Two women who attended the march are both survivors of sexual abuse in their teens. They went through extreme adversity in their early lives, but preserved to become strong women, she said.

"I'm proud of how far they've come," Dearfield said. "One hugged me after the march and just cried."

A crowd gathered on West Third Avenue and marched around the block to the Mingo County Courthouse, where children planted blue pinwheels in the garden. Dearfield said the pinwheels represent one of the month's themes: "It's your turn to make a difference."

"The pinwheel signifies the wheel spinning, changing and turning," she said.

On the courthouse steps, Dearfield recognized four community members who took turns to make a difference with "Champion for Children" awards. The four were nominated by members of the community and approved by a committee.

West Virginia State Police Trooper Dustin Contos of the Mingo County detachment was recognized for his efforts to make children comfortable with police. Dearfield said parents are quick to "threaten to call the police" when their child acts up, which makes kids afraid of officers.

Contos takes time off the clock to help children not be afraid.

Mingo County Chief Public Defender Teresa McCune was given an award for her efforts to help students get accepted into college. McCune will spend time on the weekends making sure teens have gathered everything they need, including scholarship applications and essays.

McCune said one of the students she helped recently got accepted into Columbia University in New York City, which has less than a 4.6 percent acceptance rate.

Seeking Timber Resources

Cotiga Development Company is seeking property with timber resources. If you have property for sale or have timber you want harvested call us at 304-235-7070 Ext. 14.

"Just because you are from southern Appalachia, it doesn't mean you couldn't do that, too," McCune said.

Tug Valley High School teacher and baseball coach LeeAnn Blankenship received an award for her devotion to her students, Dearfield said. She uses her own money to ensure they have everything they need. Dearfield said Blankenship is good at choosing disadvantaged students to raise up with new life experiences.

Pastor David Jewell of Little Dove United Baptist Church in Belo, West Virginia, received an award for his leadership of a group of teens striving to make a difference.

Jewell has led a group of teens to get involved in the community, to clean up and give back, she said. He also hosts homework tutoring at the church for all grade levels. Jewell said he was blessed to lead the teens and spread God's love.

Travis Crum is a reporter for the Williamson Daily News. He may be reached by phone at 304-236-6497.

https://www.williamsdailynews.com/news/mino-commission-name-chairwoman-to-county-s-abandoned-housing-board/article_bd56a8f7-529f-5c6b-9753-10b32f038958.html

Mingo commission name chairwoman to county's abandoned housing board

By TRAVIS CRUM Dec 10, 2017



Mingo Commission President Diann Hannah swears in Teresa McCune as chairwoman of the county's abandoned housing board on Thursday. Submitted photo

WILLIAMSON - Commissioners appointed a Williamson attorney to head the county's abandoned housing board, hoping new leadership would give the board a boost it needs to go after owners of dilapidated buildings.

Mingo County Commission President Diann Hannah on Thursday swore in Teresa McCune, the county's chief public defender, as the new chairwoman of the Abandoned Buildings and Dilapidated Structures Board.

"I appreciate the commission's faith in me and I hope I can do a good job," McCune said.

Hannah said having an attorney lead the board would help resolve any legal questions that arise in enforcing the county's abandoned buildings ordinance. She recommended McCune for the position during a meeting earlier this month.

Robert Preece, the board's former chairman, resigned during a meeting in October because of frustrations with enforcement of the county's ordinance and what he said was a lack of action by the commission.

Under three years of Preece's leadership, the board identified several abandoned buildings and then performed exhaustive title searches for the owners.

That's when Preece said he became frustrated because the requirements of the county's ordinance kept changing. Commissioners said there was some miscommunication and that Preece just needed to complete one final step: filing complaints against the owners in Mingo County Circuit Court.

Commissioner Greg "Hootie" Smith said once a complaint is filed, owners are notified that they have to clean up their properties or be brought before the commission. Commissioners, serving as judges, would then hear the owner's case and then make a decision on what to do with the property.

Seeking Timber Resources

Cotiga Development Company is seeking property with timber resources. If you have property for sale or have timber you want harvested call us at 304-235-7070 Ext. 14.

Also Thursday, commissioners voted to move the board's meeting date to the second Thursday of each month at 3 p.m.

Other members of the board include: Brett Vance, county health officer; Joe Venturino, city council member; Amanda Starr, the county's flood plain coordinator; Sgt. John Hall, of the Williamson Police Department; and Mingo County Sheriff, James Smith.

Travis Crum is a reporter for the Williamson Daily News. He may be reached by phone at 304-236-6497.

https://www.williamsdailynews.com/news/mingo-staff-celebrate-national-public-defender-day/article_073befe4-d340-5a4e-b9e1-5da96ba8c4dd.html

Mingo staff celebrate 'National Public Defender Day'

By TRAVIS CRUM Mar 18, 2018



The staff of the Mingo County Public Defender's office celebrates National Public Defender Day Sunday. Pictured are paralegal Brandy Shepperd, secretary Kathy Collins, attorney William C. Duty, attorney Paul Montgomery, manager Tiera Asbury, attorney David Foley and Chief Public Defender Teresa McCune, seated. Travis Crum/Williamson Daily News

WILLIAMSON - Chief Public Defender Teresa McCune said her office is celebrating a national day that applauds the importance of her office's work in Mingo County.

McCune helped recognize Sunday as National Public Defender Day, celebrating a landmark U.S. Supreme Court decision that required states provide attorneys to criminal defendants who can't afford it.

Public defenders are among the most dedicated and skilled criminal defense lawyers inside of a courthouse, McCune said.

"In Mingo County, the Public Defender of the 30th Judicial Circuit, is also the largest law firm, with combined experience in criminal defense of 65 plus years," she said.

McCune asked the Mingo County Commission and Williamson City Council to pass resolutions recognizing the national day during regular meetings this month. Both the County Commission and City Council read and approved proclamations in favor of the day.

She said states were required to provide legal representation to people who can't afford it due to a 1963 Supreme Court decision, unanimously ruling poor people have a constitutional right to an attorney when faced with prison.

Seeking Timber Resources

Cotiga Development Company is seeking property with timber resources. If you have property for sale or have timber you want harvested call us at 304-235-7070 Ext. 14.

The case, *Gideon vs. Wainwright*, surrounded Clarence Earl Gideon, a poor drifter accused of felony theft in Florida. Gideon represented himself at his first trial and was later convicted. After his trial was determined unconstitutional, Gideon was given an attorney and during his second trial, was acquitted.

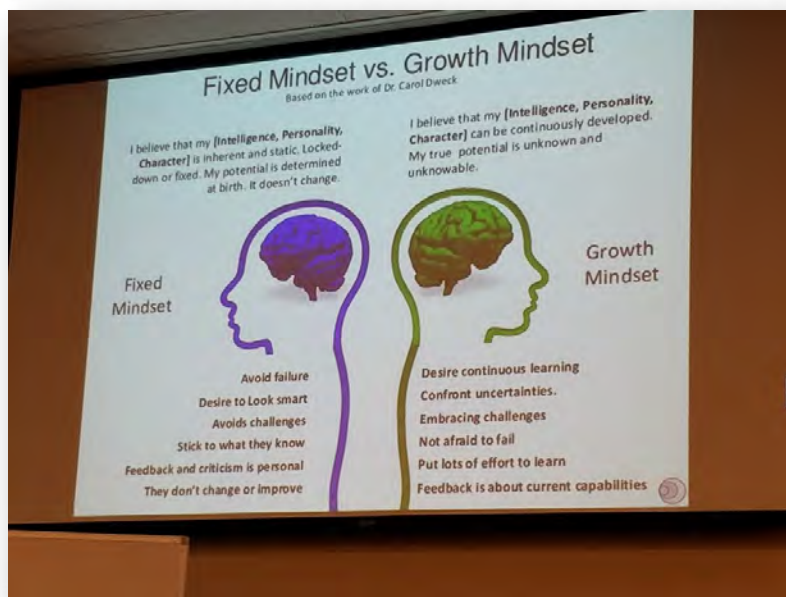
McCune noted West Virginia has recognized the constitutional right of criminal defendants since 1863, a century before the U.S. Supreme Court decision.

Travis Crum is a reporter for the Williamson Daily News. He may be reached by phone at 304-236-6497.

[Page Intentionally Left Blank]

Appendix C

Appointed Counsel/PDC Comparisons



Leaders from across the country come together at the National Association of Public Defense's Executive Leadership Institute & Train-the-Trainer conference.

Circuits 1, 2, 4, 5, 6, 7, 8, 9, 10, 11, 12, 13, 15, 18, 23, 25, 28, 30

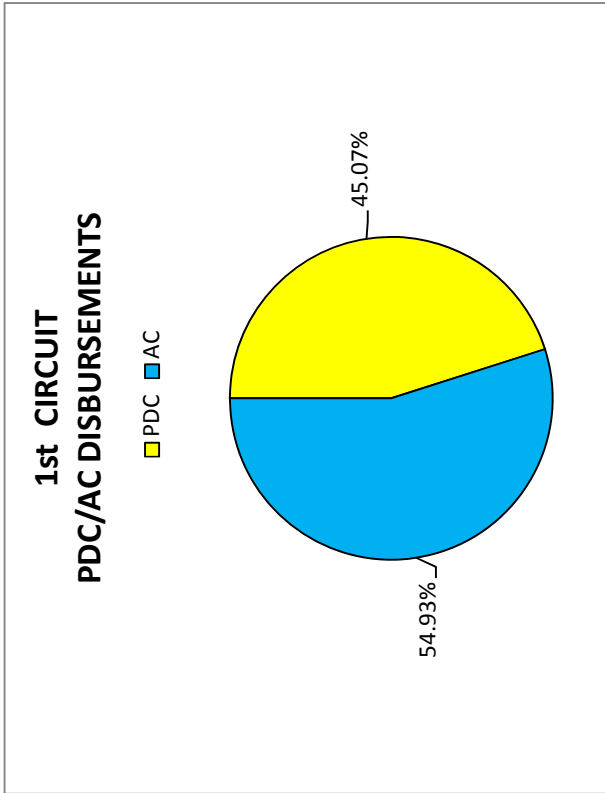
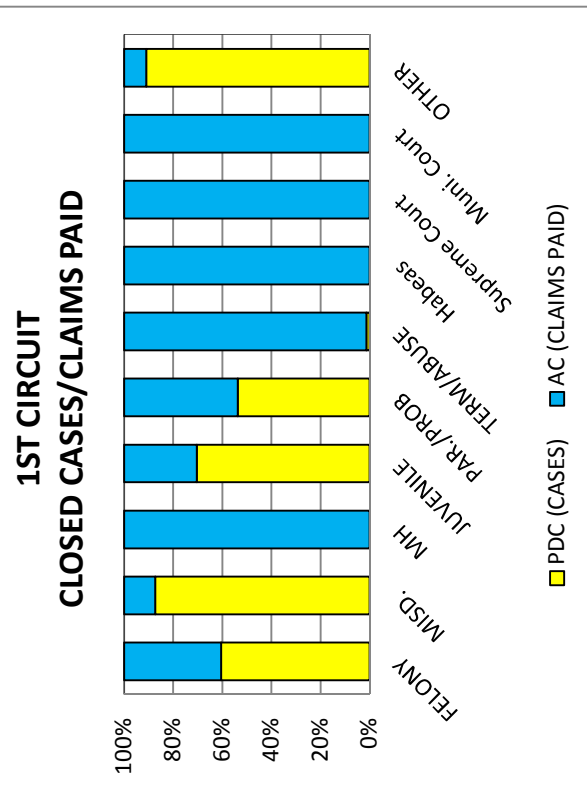
Statistics for Both PDC and Appointed Counsel Statewide

**All PDC Circuits – PDC Cases Closed Compared to AC Claims
(Within PDC Circuits)**

**Statistics for Both PDC and Appointed Counsel Statewide
(Less AC Claims in PDC Circuits) – PDC Cases Closed
Compared to AC Claims Paid**

**1ST CIRCUIT (BROOKE, HANCOCK & OHIO COUNTIES)
 PDC CASES CLOSED COMPARED TO AC CLAIMS PAID FY 2018**

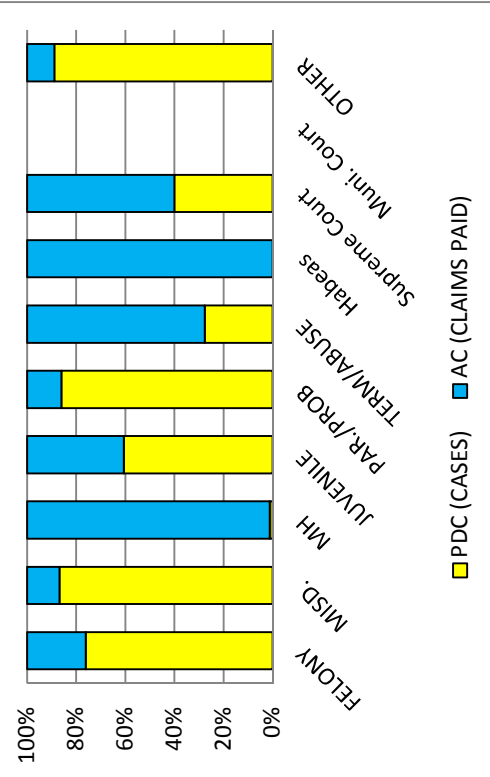
CASE TYPES	PDC		AC		TOTAL	%PDC	%AC	PDC		AC		TOTAL	%PDC	%AC
	DISBURSEMENTS	PER CASE	DISBURSEMENTS	PER CASE				DISBURSEMENTS	PER CASE	DISBURSEMENTS	PER CASE			
FELONY	384	635	251	635	635	60.47%	39.53%	\$1,107,812.07	\$666.55	\$1,349,907.84	\$1,189.35	\$2,457,719.91	45.07%	54.93%
MISD.	1,079	1,235	156	1,235	1,235	87.37%	12.63%							
MH	-	253	253	253	253	0.00%	100.00%							
JUVENILE	69	98	29	98	98	70.41%	29.59%							
PAR./PROB	44	82	38	82	82	53.66%	46.34%							
TERM/ABUSE	5	380	375	380	380	1.32%	98.68%							
Habeas	-	10	10	10	10	0.00%	100.00%							
Supreme Court	-	13	13	13	13	0.00%	100.00%							
Muni. Court	-	2	2	2	2	0.00%	100.00%							
OTHER	81	89	8	89	89	91.01%	8.99%							
TOTAL	1,662	2,797	1,135	2,797	2,797	59.42%	40.58%							



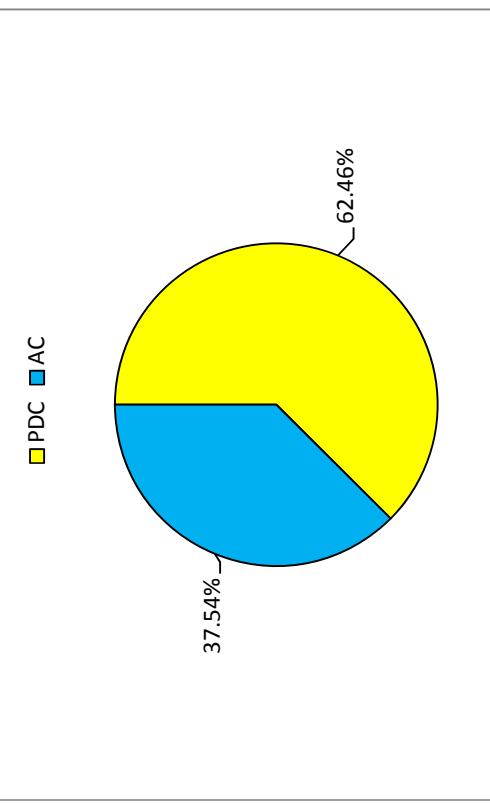
**2ND CIRCUIT (MARSHALL, TYLER & WETZEL COUNTIES)
 PDC CASES CLOSED COMPARED TO AC CLAIMS PAID FY 2018**

CASE TYPES	PDC		AC		TOTAL		PDC		AC		TOTAL	%PDC	%AC
	DISBURSEMENTS	PER CASE	DISBURSEMENTS	PER CASE	DISBURSEMENTS	PER CASE	DISBURSEMENTS	PER CASE	DISBURSEMENTS	PER CASE			
FELONY	321	76.07%	101	23.93%	422		\$471,288.80		\$283,305.75		\$754,594.55	62.46%	37.54%
MISD.	579	86.81%	88	13.19%	667								
MH	1	1.15%	86	98.85%	87								
JUVENILE	37	60.66%	24	39.34%	61								
PAR./PROB	86	86.00%	14	14.00%	100								
TERM/ABUSE	26	27.66%	68	72.34%	94								
Habeas	-	0.00%	4	100.00%	4								
Supreme Court	2	40.00%	3	60.00%	5								
Muni. Court	-		-		-								
OTHER	32	88.89%	4	11.11%	36								
TOTAL	1,084	73.44%	392	26.56%	1,476								

**2ND CIRCUIT
 CLOSED CASES/CLAIMS PAID**



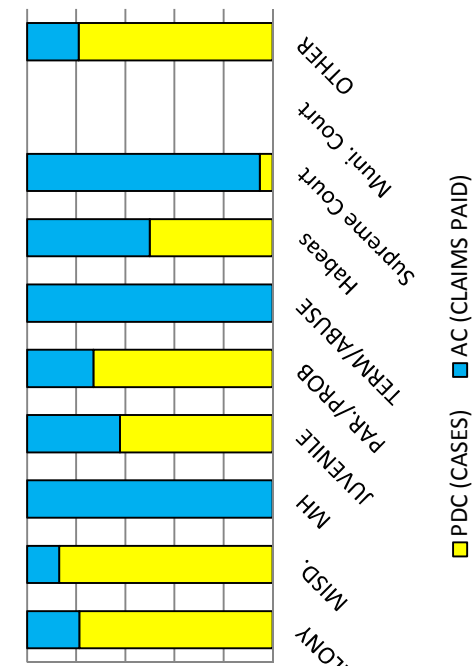
**2ND CIRCUIT
 PDC/AC DISBURSEMENTS**



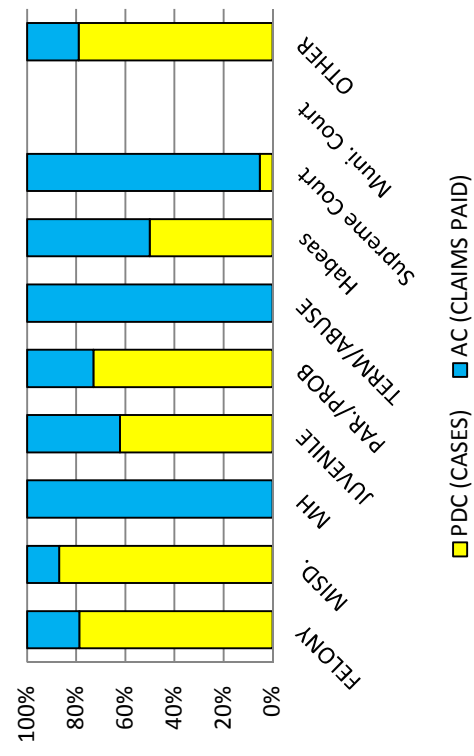
**4TH CIRCUIT (WOOD & WIRT COUNTIES)
 PDC CASES CLOSED COMPARED TO AC CLAIMS PAID FY 2018**

CASE TYPES	PDC		AC		TOTAL	%PDC		%AC	
	DISBURSEMENTS	PER CASE	DISBURSEMENTS	PER CASE		DISBURSEMENTS	PER CASE	DISBURSEMENTS	PER CASE
FELONY	747	202	949	78.71%	21.29%	\$1,357,636.92	\$824,776.52	62.21%	37.79%
MISD.	1,438	217	1,655	86.89%	13.11%				
MH	-	256	256	0.00%	100.00%				
JUVENILE	51	31	82	62.20%	37.80%				
PAR./PROB	46	17	63	73.02%	26.98%				
TERM/ABUSE	-	345	345	0.00%	100.00%				
Habeas	5	5	10	50.00%	50.00%				
Supreme Court	1	18	19	5.26%	94.74%				
Muni. Court	-	-	-	-	-				
OTHER	79	21	100	79.00%	21.00%				
TOTAL	2,367	1,112	3,479	68.04%	31.96%				

**4TH CIRCUIT
 PDC/AC DISBURSEMENTS**



**4TH CIRCUIT
 CLOSED CASES/CLAIMS PAID**



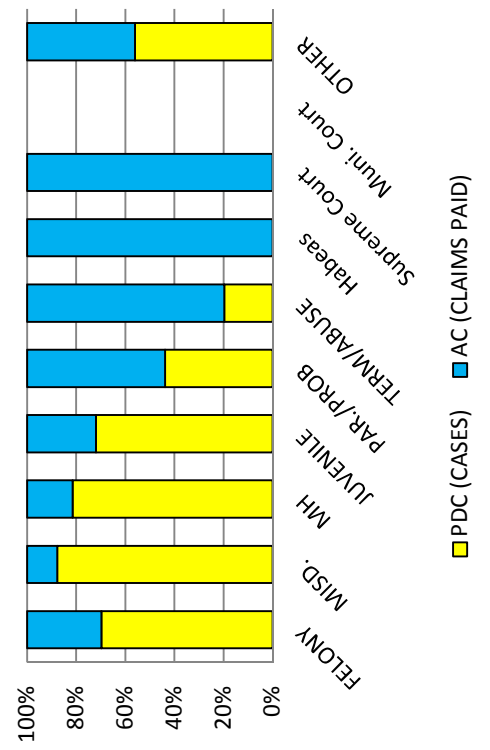
5TH CIRCUIT (CALHOUN, JACKSON, MASON & ROANE COUNTIES) (WITHOUT MASON COUNTY)

PDC CASES CLOSED COMPARED TO AC CLAIMS PAID FY 2018

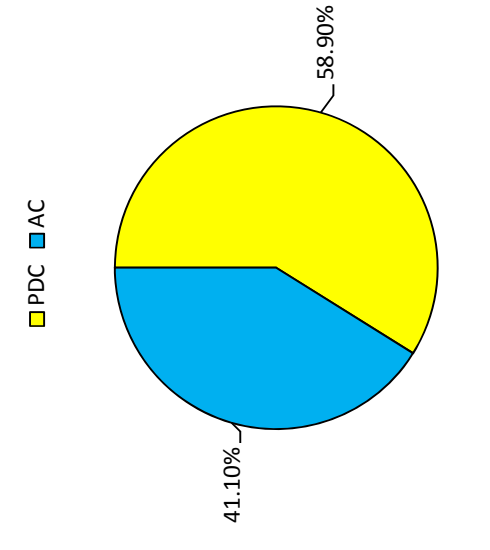
* A Circuit Court order prohibits PDC work in Mason County, so all indigent work is performed by Appointed Counsel.

CASE TYPES	PDC		AC		TOTAL		DISBURSEMENTS		AVG AC COST PER CASE	
	PDC	AC	%PDC	%AC	TOTAL	PDC	AC	PDC	AC	
FELONY	364	158	69.73%	30.27%	522	\$928,479.79	\$647,986.72	\$1,576,466.51	58.90%	41.10%
MISD.	573	80	87.75%	12.25%	653					
MH	44	10	81.48%	18.52%	54					
JUVENILE	36	14	72.00%	28.00%	50					
PAR./PROB	21	27	43.75%	56.25%	48					
TERM/ABUSE	85	346	19.72%	80.28%	431					
Habeas	-	2	0.00%	100.00%	2					
Supreme Court	-	5	0.00%	100.00%	5					
Muni. Court	-	-	-	-	-					
OTHER	28	22	56.00%	44.00%	50					
TOTAL	1,151	664	63.42%	36.58%	1,815					

**5TH CIRCUIT
CLOSED CASES/CLAIMS PAID**



**5TH CIRCUIT
PDC/AC DISBURSEMENTS**



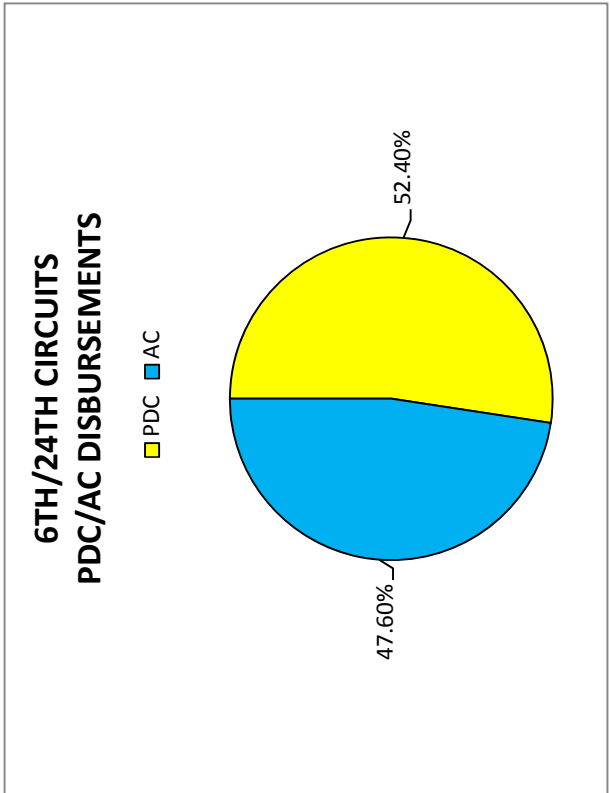
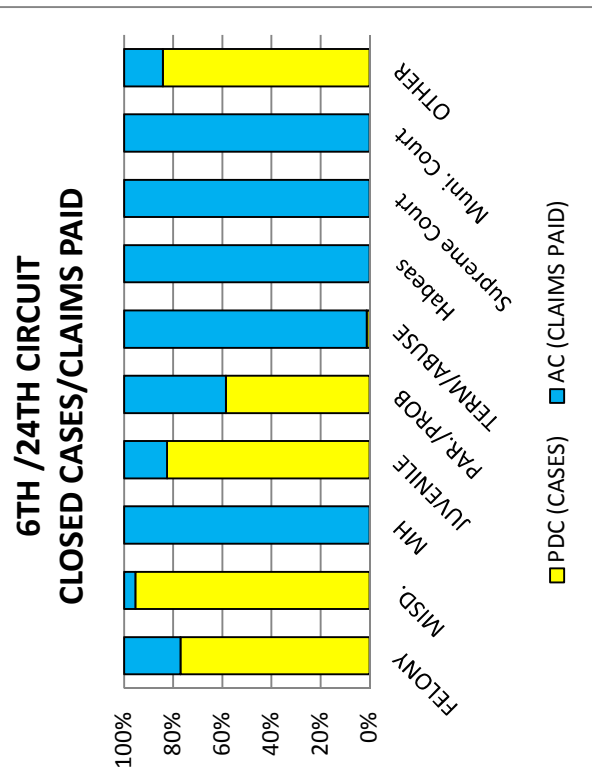
6TH CIRCUIT and 24TH CIRCUIT (CABELL & WAYNE COUNTIES)

PDC CASES CLOSED COMPARED TO AC CLAIMS PAID FY 2018

*The 6th/24th Circuits operate under one Public Defender Corporation, therefore AC figures include both Cabell and Wayne Counties

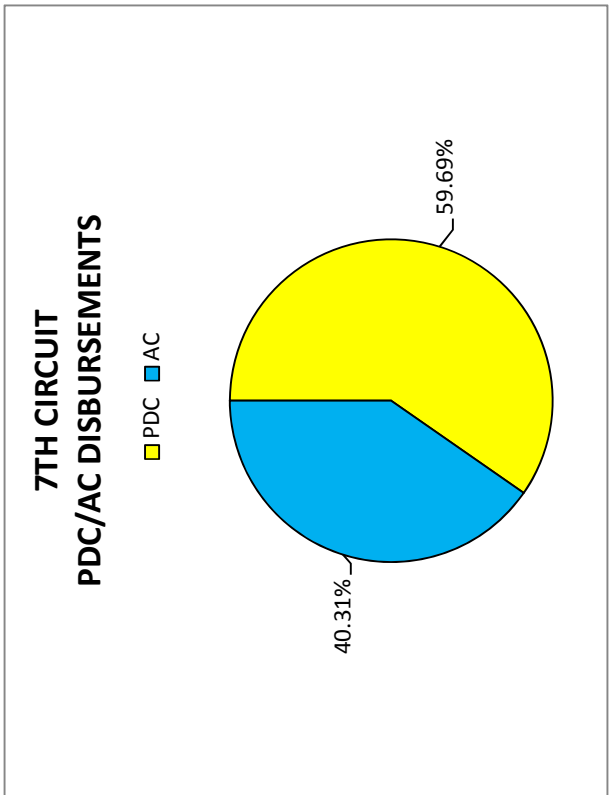
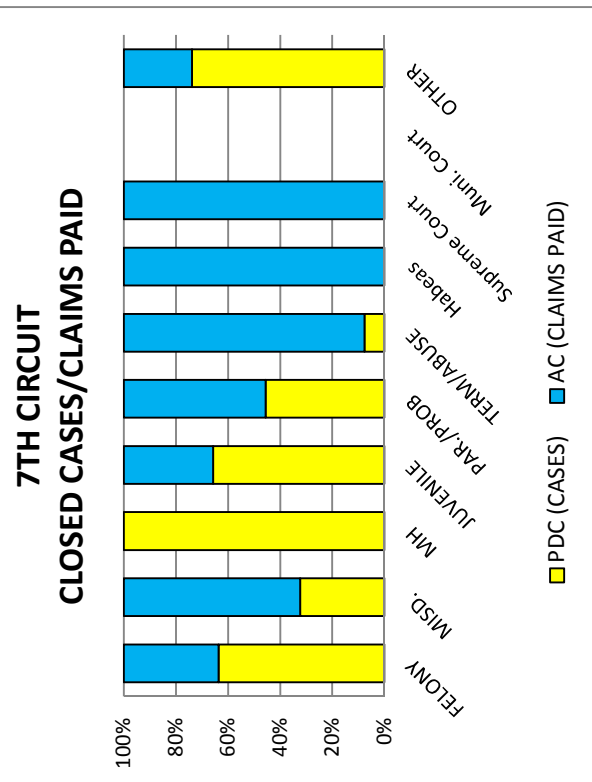
CASE TYPES	PDC		AC		TOTAL		DISBURSEMENTS		TOTAL	
	PDC	AC	%PDC	%AC	PDC	AC	PDC	AC	%PDC	%AC
FELONY	1,827	546	76.99%	23.01%	\$1,777,445.04	\$1,614,726.15	\$3,392,171.19		52.40%	47.60%
MISD.	2,617	126	95.41%	4.59%						
MH	-	676	0.00%	100.00%						
JUVENILE	372	79	82.48%	17.52%						
PAR./PROB	200	142	58.48%	41.52%						
TERM/ABUSE	9	738	1.20%	98.80%						
Habeas	-	10	0.00%	100.00%						
Supreme Court	-	16	0.00%	100.00%						
Muni. Court	-	2	0.00%	100.00%						
OTHER	69	13	84.15%	15.85%						
TOTAL	5,094	2,348	68.45%	31.55%						

	PDC	AC	AVG PDC COST PER CASE	AVG AC COST PER CASE
	\$348.93	\$687.70		



**7TH CIRCUIT (LOGAN COUNTY)
 PDC CASES CLOSED COMPARED TO AC CLAIMS PAID FY 2018**

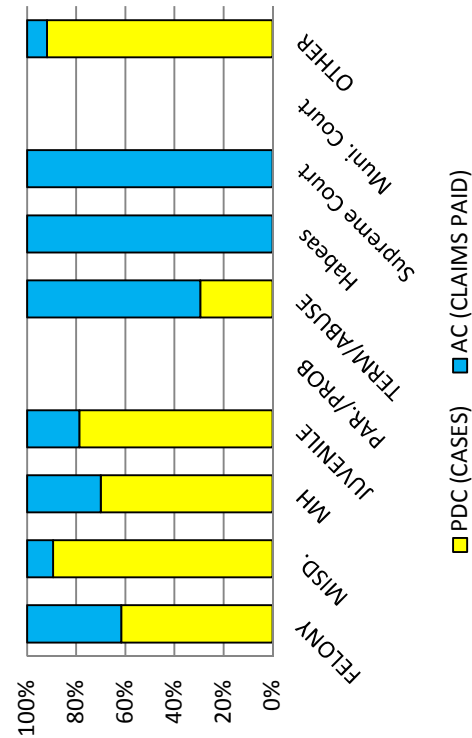
CASE TYPES	PDC		AC		TOTAL	%PDC	%AC	PDC		AC		TOTAL	%PDC	%AC
	DISBURSEMENTS	PER CASE	DISBURSEMENTS	PER CASE				DISBURSEMENTS	PER CASE	DISBURSEMENTS	PER CASE			
FELONY	266	266	152	418	418	63.64%	36.36%	\$654,190.09	\$553.00	\$441,847.42	\$553.00	\$1,096,037.51	59.69%	40.31%
MISD.	215	215	449	664	664	32.38%	67.62%							
MH	24	24	-	24	24	100.00%	0.00%							
JUVENILE	44	44	23	67	67	65.67%	34.33%							
PAR./PROB	21	21	25	46	46	45.65%	54.35%							
TERM/ABUSE	11	11	133	144	144	7.64%	92.36%							
Habeas	-	-	3	3	3	0.00%	100.00%							
Supreme Court	-	-	3	3	3	0.00%	100.00%							
Muni. Court	-	-	-	-	-									
OTHER	31	31	11	42	42	73.81%	26.19%							
TOTAL	612	612	799	1,411	1,411	43.37%	56.63%							



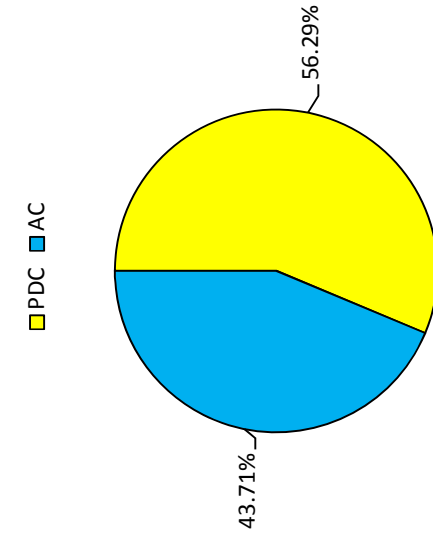
**8TH CIRCUIT (MCDOWELL COUNTY)
 PDC CASES CLOSED COMPARED TO AC CLAIMS PAID FY 2018**

CASE TYPES	PDC		AC		TOTAL	%PDC	%AC	PDC		AC		TOTAL	%PDC	%AC
	DISBURSEMENTS	PER CASE	DISBURSEMENTS	PER CASE				DISBURSEMENTS	PER CASE	DISBURSEMENTS	PER CASE			
FELONY	130	81	211	38.39%	211	61.61%	38.39%	\$405,371.95	\$314,748.70	\$720,120.65	56.29%	43.71%		
MISD.	361	43	404	10.64%	404	89.36%	10.64%							
MH	21	9	30	30.00%	30	70.00%	30.00%							
JUVENILE	37	10	47	21.28%	47	78.72%	21.28%							
PAR./PROB	-	-	-		-									
TERM/ABUSE	38	91	129	70.54%	129	29.46%	70.54%	\$608.67	\$1,284.69					
Habeas	-	2	2	100.00%	2	0.00%	100.00%							
Supreme Court	-	2	2	100.00%	2	0.00%	100.00%							
Muni. Court	-	-	-		-									
OTHER	79	7	86	8.14%	86	91.86%	8.14%							
TOTAL	666	245	911	26.89%	911	73.11%	26.89%							

**8TH CIRCUIT
 CLOSED CASES/CLAIMS PAID**

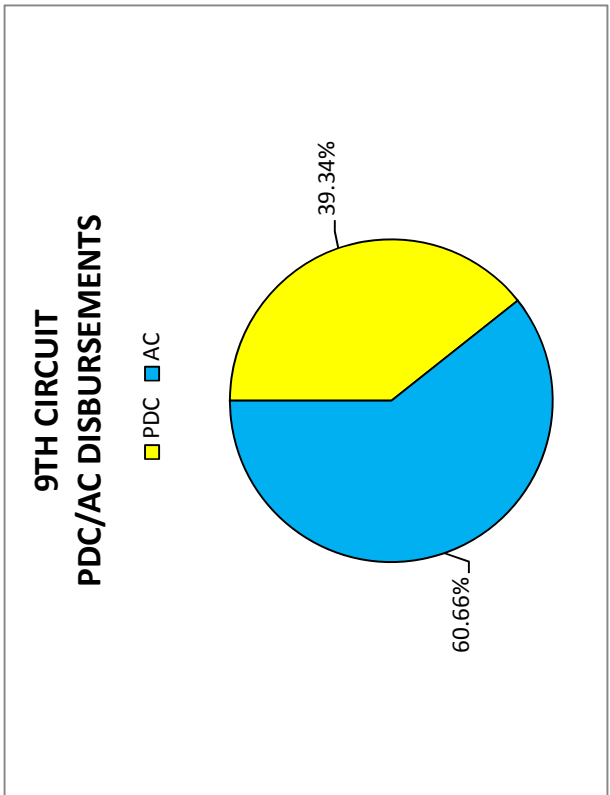
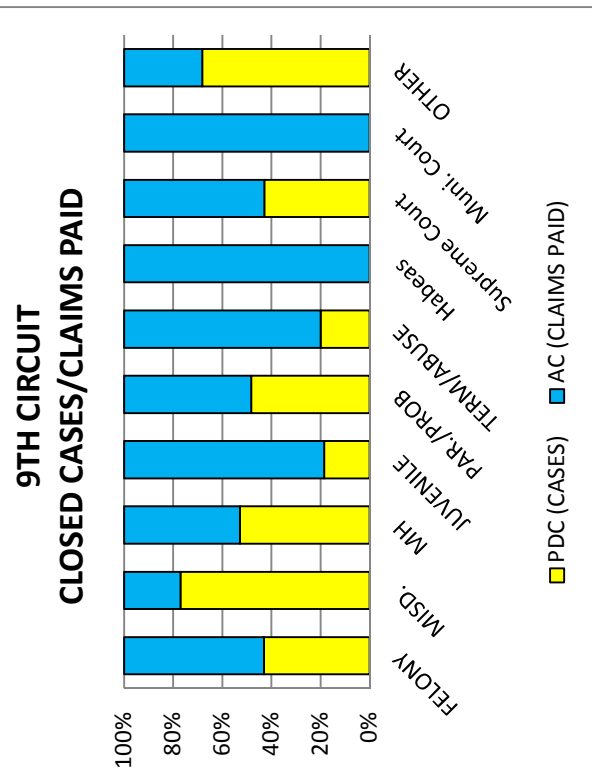


**8TH CIRCUIT
 PDC/AC DISBURSEMENTS**



**9TH CIRCUIT (MERCER COUNTY)
 PDC CASES CLOSED COMPARED TO AC CLAIMS PAID FY 2018**

CASE TYPES	PDC		AC		TOTAL	%PDC	%AC	PDC		AC		TOTAL	%PDC	%AC
	CASES	CLAIMS PAID	CASES	CLAIMS PAID				DISBURSEMENTS	AVG PDC COST PER CASE	DISBURSEMENTS	AVG AC COST PER CASE			
FELONY	350	464	814	43.00%	57.00%	\$939,755.93	\$1,449,075.44	\$2,388,831.37	39.34%	60.66%				
MISD.	870	260	1,130	76.99%	23.01%									
MH	47	42	89	52.81%	47.19%									
JUVENILE	55	241	296	18.58%	81.42%									
PAR./PROB	67	72	139	48.20%	51.80%									
TERM/ABUSE	105	420	525	20.00%	80.00%									
Habeas	-	18	18	0.00%	100.00%									
Supreme Court	12	16	28	42.86%	57.14%									
Muni. Court	-	10	10	0.00%	100.00%									
OTHER	152	71	223	68.16%	31.84%									
TOTAL	1,658	1,614	3,272	50.67%	49.33%									

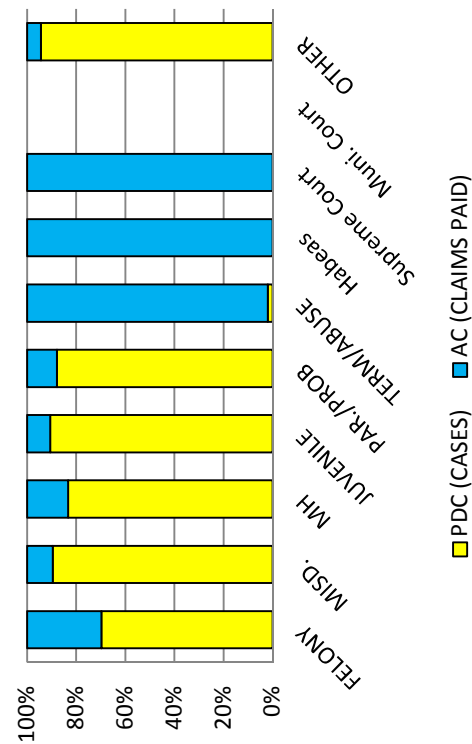


**10TH CIRCUIT (RALEIGH COUNTY)
 PDC CASES CLOSED COMPARED TO AC CLAIMS PAID FY 2018**

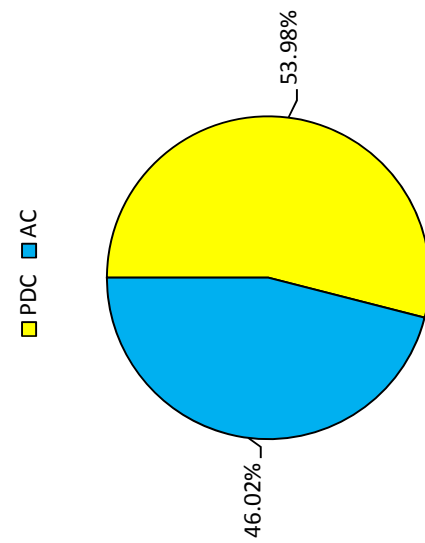
CASE TYPES	PDC		AC		TOTAL	%PDC		%AC	
	DISBURSEMENTS	PER CASE	DISBURSEMENTS	PER CASE		DISBURSEMENTS	PER CASE	DISBURSEMENTS	PER CASE
FELONY	594	258	852	30.28%	69.72%	852	30.28%	69.72%	30.28%
MISD.	1,339	157	1,496	10.49%	89.51%	1,496	10.49%	89.51%	10.49%
MH	150	30	180	16.67%	83.33%	180	16.67%	83.33%	16.67%
JUVENILE	213	22	235	9.36%	90.64%	235	9.36%	90.64%	9.36%
PAR./PROB	252	35	287	12.20%	87.80%	287	12.20%	87.80%	12.20%
TERM/ABUSE	11	530	541	97.97%	2.03%	541	97.97%	2.03%	97.97%
Habeas	-	11	11	100.00%	0.00%	11	100.00%	0.00%	100.00%
Supreme Court	-	7	7	100.00%	0.00%	7	100.00%	0.00%	100.00%
Muni. Court	-	-	-	-	-	-	-	-	-
OTHER	117	7	124	5.65%	94.35%	124	5.65%	94.35%	5.65%
TOTAL	2,676	1,057	3,733	28.32%	71.68%	3,733	28.32%	71.68%	28.32%

PDC	AC	TOTAL	%PDC	%AC
DISBURSEMENTS	\$1,311,912.07	\$2,430,485.69	53.98%	46.02%
AVG PDC COST PER CASE	\$490.25	\$1,058.25		
AVG AC COST PER CASE				

**10TH CIRCUIT
 CLOSED CASES/CLAIMS PAID**

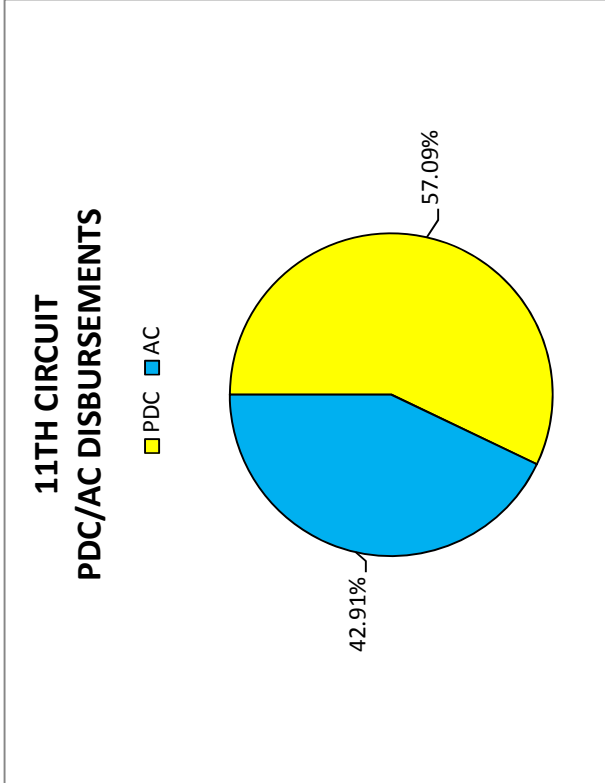
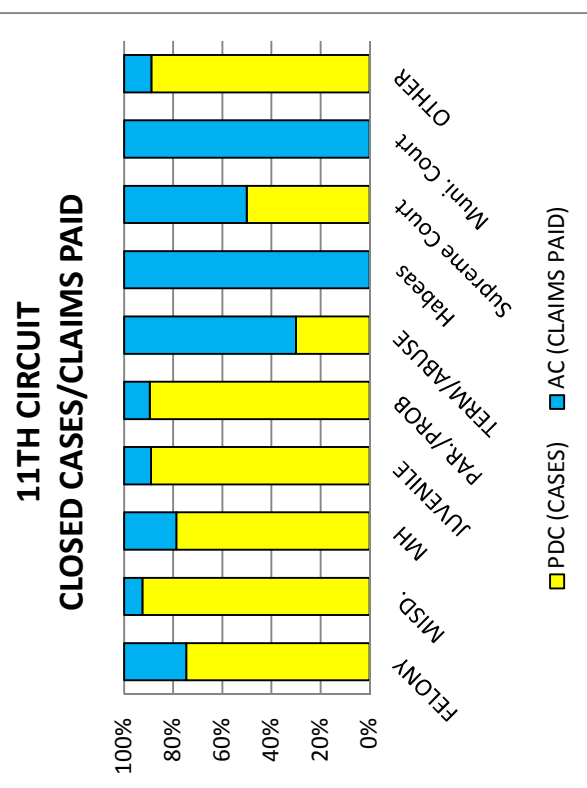


**10TH CIRCUIT
 PDC/AC DISBURSEMENTS**



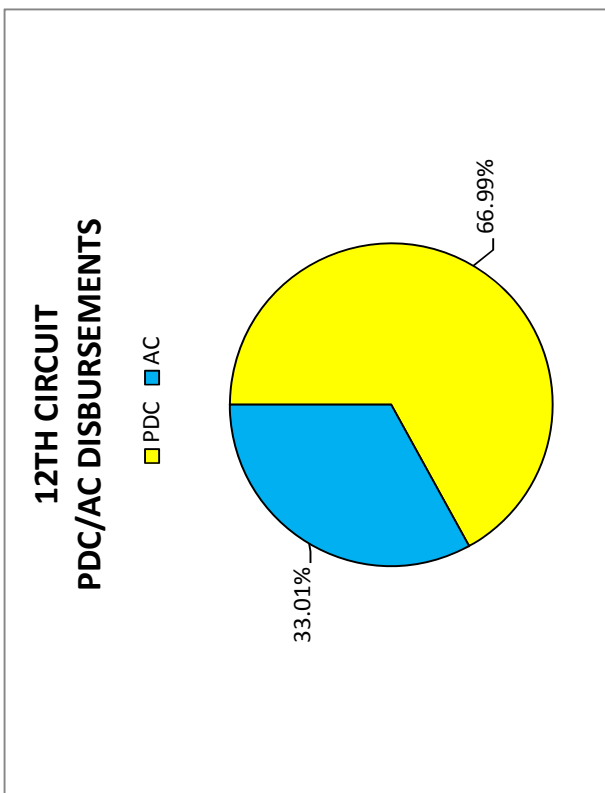
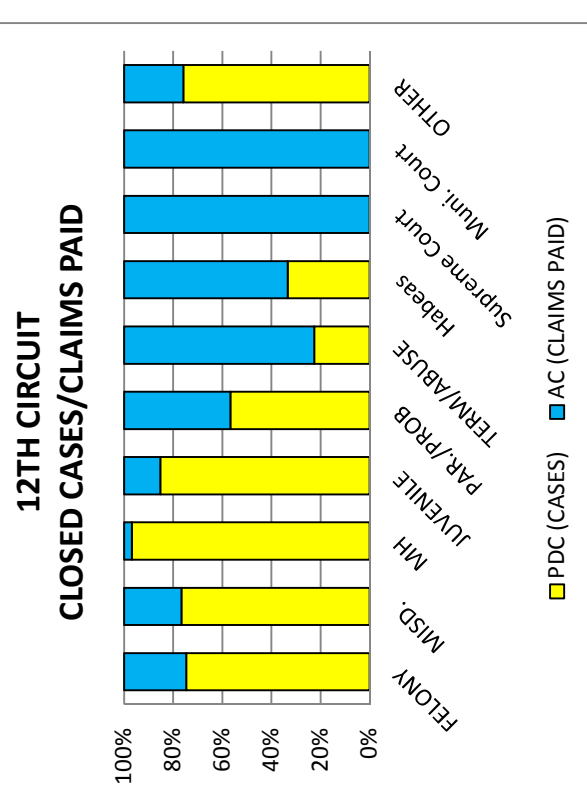
**11TH CIRCUIT (GREENBRIER & POCAHONTAS COUNTIES)
 PDC CASES CLOSED COMPARED TO AC CLAIMS PAID FY 2018**

CASE TYPES	PDC		AC		TOTAL	%PDC	%AC	PDC		AC		TOTAL	%PDC	%AC
	DISBURSEMENTS	PER CASE	DISBURSEMENTS	PER CASE				DISBURSEMENTS	PER CASE	DISBURSEMENTS	PER CASE			
FELONY	260	88	348	74.71%	25.29%			\$603,460.66	\$453,604.06	\$1,057,064.72	57.09%	42.91%		
MISD.	681	55	736	92.53%	7.47%									
MH	37	10	47	78.72%	21.28%									
JUVENILE	65	8	73	89.04%	10.96%									
PAR./PROB	43	5	48	89.58%	10.42%									
TERM/ABUSE	47	110	157	29.94%	70.06%			\$508.82	\$1,548.14					
Habeas	-	3	3	0.00%	100.00%									
Supreme Court	5	5	10	50.00%	50.00%									
Muni. Court	-	3	3	0.00%	100.00%									
OTHER	48	6	54	88.89%	11.11%									
TOTAL	1,186	293	1,479	80.19%	19.81%									



12TH CIRCUIT (FAYETTE COUNTY)
PDC CASES CLOSED COMPARED TO AC CLAIMS PAID FY 2018

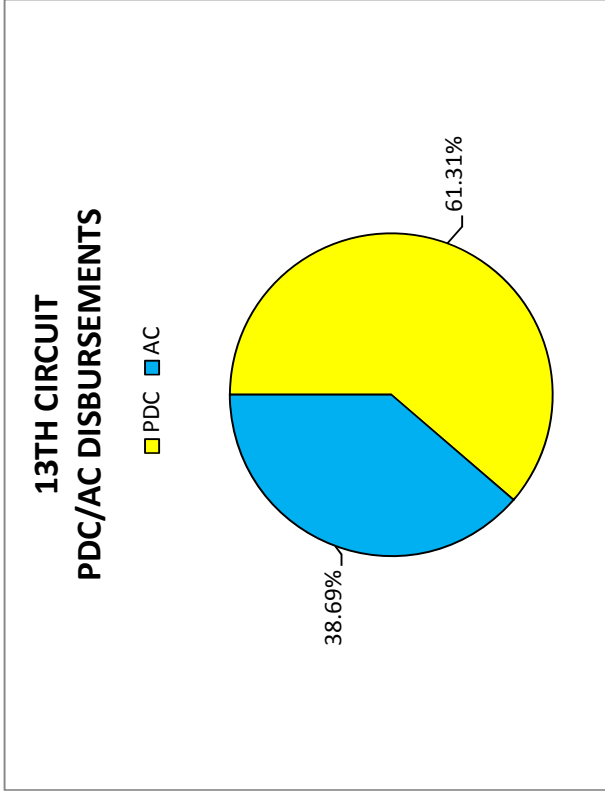
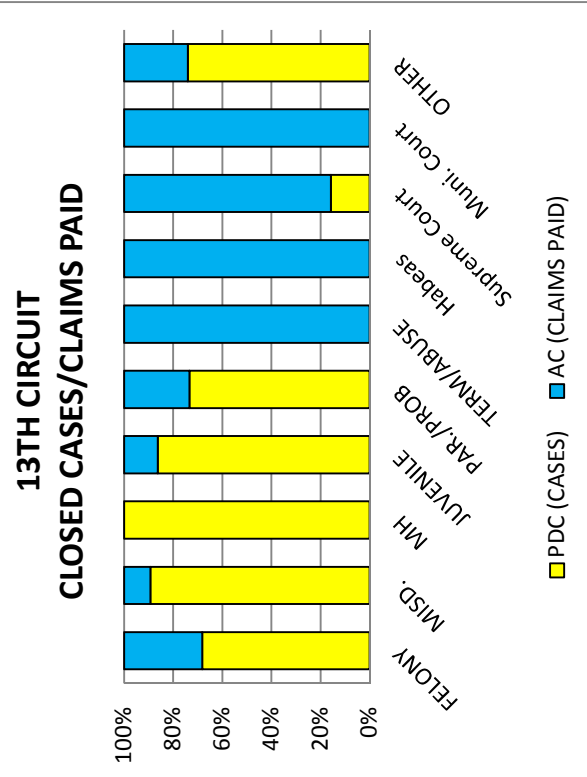
CASE TYPES	PDC		AC		TOTAL	%PDC	%AC	PDC		AC		TOTAL	%PDC	%AC
	DISBURSEMENTS	PER CASE	DISBURSEMENTS	PER CASE				DISBURSEMENTS	PER CASE	DISBURSEMENTS	PER CASE			
FELONY	293	74.74%	99	25.26%	392	74.74%	25.26%	\$548,897.52	\$270,509.40	\$819,406.92	66.99%	33.01%		
MISD.	536	76.57%	164	23.43%	700	76.57%	23.43%							
MH	31	96.88%	1	3.13%	32	96.88%	3.13%							
JUVENILE	23	85.19%	4	14.81%	27	85.19%	14.81%							
PAR./PROB	17	56.67%	13	43.33%	30	56.67%	43.33%							
TERM/ABUSE	27	22.50%	93	77.50%	120	22.50%	77.50%							
Habeas	1	33.33%	2	66.67%	3	33.33%	66.67%							
Supreme Court	-	0.00%	3	100.00%	3	0.00%	100.00%							
Muni. Court	22	75.86%	7	24.14%	29	75.86%	24.14%							
TOTAL	950	70.90%	390	29.10%	1,340	70.90%	29.10%	\$577.79	\$693.61	\$819,406.92	66.99%	33.01%		



**13TH CIRCUIT (KANAWHA COUNTY)
 PDC CASES CLOSED COMPARED TO AC CLAIMS PAID FY 2018**

CASE TYPES	PDC		AC		TOTAL	%PDC		%AC	
	DISBURSEMENTS	PER CASE	DISBURSEMENTS	PER CASE		DISBURSEMENTS	PER CASE	DISBURSEMENTS	PER CASE
FELONY	1,660	2,433	773	2,433	2,433	68.23%	773	31.77%	
MISD.	4,038	4,526	488	4,526	4,526	89.22%	488	10.78%	
MH	347	347	-	347	347	100.00%	0.00%	0.00%	
JUVENILE	574	665	91	665	665	86.32%	91	13.68%	
PAR./PROB	251	342	91	342	342	73.39%	91	26.61%	
TERM/ABUSE	-	843	843	843	843	0.00%	843	100.00%	
Habeas	-	15	15	15	15	0.00%	15	100.00%	
Supreme Court	6	38	32	38	38	15.79%	32	84.21%	
Muni. Court	-	381	381	381	381	0.00%	381	100.00%	
OTHER	154	208	54	208	208	74.04%	54	25.96%	
TOTAL	7,030	9,798	2,768	9,798	9,798	71.75%	2,768	28.25%	

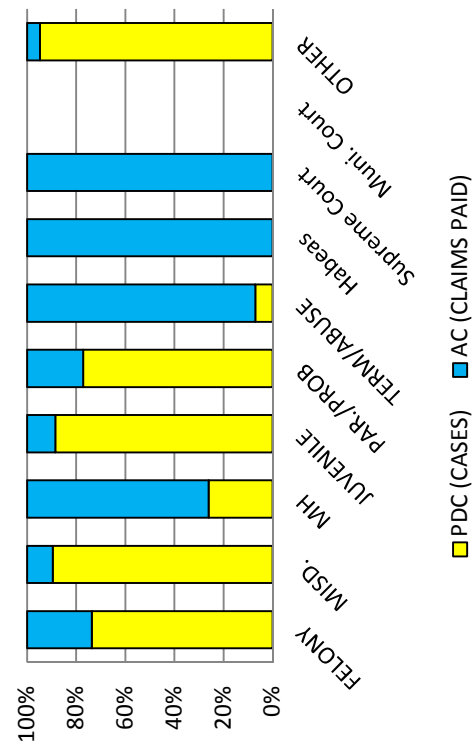
PDC		AC		TOTAL	%PDC	%AC
DISBURSEMENTS	PER CASE	DISBURSEMENTS	PER CASE			
\$3,116,818.14	\$443.36	\$1,966,740.71	\$710.53	\$5,083,558.85	61.31%	38.69%



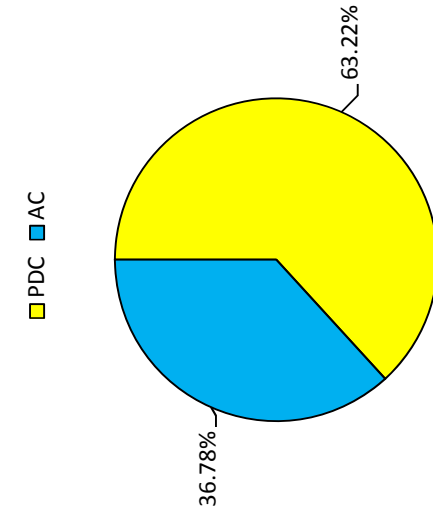
**15TH CIRCUIT (HARRISON COUNTY)
 PDC CASES CLOSED COMPARED TO AC CLAIMS PAID FY 2018**

CASE TYPES	PDC		AC		TOTAL	%PDC	%AC	PDC		AC		TOTAL	%PDC	%AC
	CASES	CLAIMS PAID	CASES	CLAIMS PAID				DISBURSEMENTS	PER CASE	DISBURSEMENTS	PER CASE			
FELONY	329	118	447	73.60%	447	73.60%	26.40%	\$1,023,582.07	\$702.05	\$595,619.71	\$1,149.85	\$1,619,201.78	63.22%	36.78%
MISD.	758	89	847	89.49%	847	89.49%	10.51%							
MH	18	51	69	26.09%	69	26.09%	73.91%							
JUVENILE	169	22	191	88.48%	191	88.48%	11.52%							
PAR./PROB	98	29	127	77.17%	127	77.17%	22.83%							
TERM/ABUSE	14	184	198	7.07%	198	7.07%	92.93%							
Habeas	-	11	11	0.00%	11	0.00%	100.00%							
Supreme Court	-	10	10	0.00%	10	0.00%	100.00%							
Muni. Court	-	-	-	-	-	-	-							
OTHER	72	4	76	94.74%	76	94.74%	5.26%							
TOTAL	1,458	518	1,976	73.79%	1,976	73.79%	26.21%							

**15TH CIRCUIT
 CLOSED CASES/CLAIMS PAID**



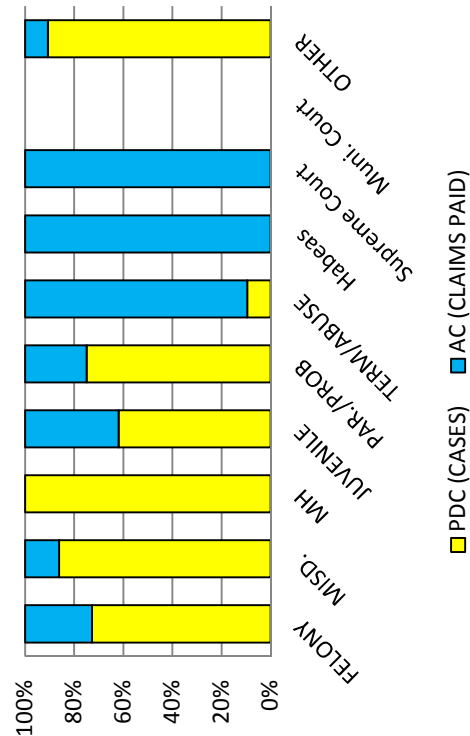
**15TH CIRCUIT
 PDC/AC DISBURSEMENTS**



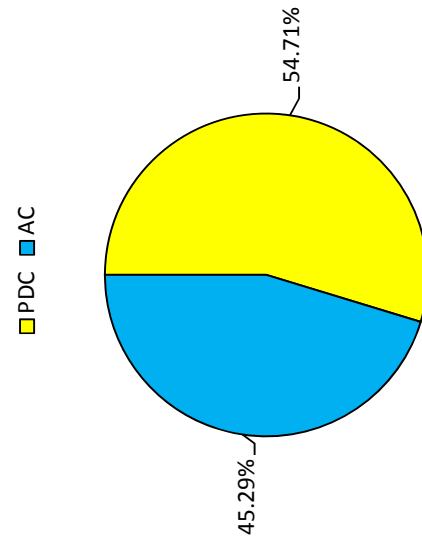
**18TH CIRCUIT (PRESTON COUNTY)
 PDC CASES CLOSED COMPARED TO AC CLAIMS PAID FY 2018**

CASE TYPES	PDC			AC			TOTAL			PDC			AC		
	DISBURSEMENTS	PER CASE	%PDC	DISBURSEMENTS	PER CASE	%AC	DISBURSEMENTS	PER CASE	%AC	DISBURSEMENTS	PER CASE	%PDC	DISBURSEMENTS	PER CASE	%AC
FELONY	157	273	72.69%	59	216	27.31%	\$394,983.95	\$1,184.80	90.44%	\$327,005.73	\$1,184.80	54.71%	\$721,989.68	\$1,184.80	45.29%
MISD.	273	44	86.12%	44	317	13.88%									
MH	17	-	100.00%	-	17	0.00%									
JUVENILE	13	8	61.90%	8	21	38.10%									
PAR./PROB	48	16	75.00%	16	64	25.00%									
TERM/ABUSE	13	123	9.56%	123	136	90.44%									
Habeas	-	9	0.00%	9	9	100.00%									
Supreme Court	-	2	0.00%	2	2	100.00%									
Muni. Court	-	-	-	-	-	-									
OTHER	146	15	90.68%	15	161	9.32%									
TOTAL	667	276	70.73%	276	943	29.27%									

**18TH CIRCUIT
 CLOSED CASES/CLAIMS PAID**



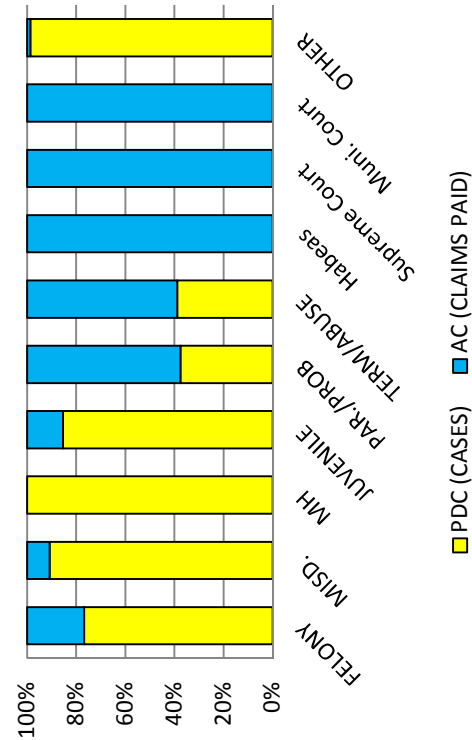
**18TH CIRCUIT
 PDC/AC DISBURSEMENTS**



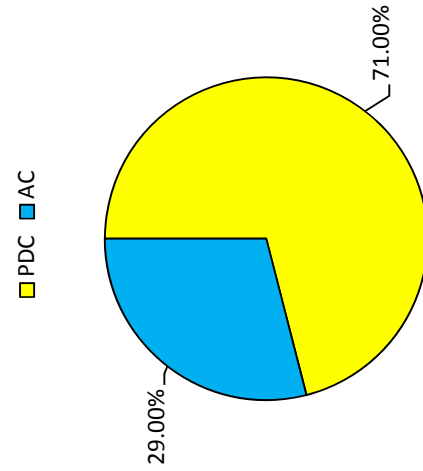
**23RD CIRCUIT (BERKELEY, JEFFERSON & MORGAN COUNTIES)
 PDC CASES CLOSED COMPARED TO AC CLAIMS PAID FY 2018**

CASE TYPES	PDC		AC		TOTAL	%PDC	%AC	PDC		AC	
	DISBURSEMENTS	PER CASE	DISBURSEMENTS	PER CASE				DISBURSEMENTS	PER CASE	DISBURSEMENTS	PER CASE
FELONY	1,249	379	1,628	76.72%	1,628	76.72%	23.28%	\$2,669,684.16	\$565.25	\$1,090,202.85	\$1,085.86
MISD.	2,493	251	2,744	90.85%	2,744	90.85%	9.15%				
MH	191	-	191	100.00%	191	100.00%	0.00%				
JUVENILE	227	39	266	85.34%	266	85.34%	14.66%				
PAR./PROB	36	60	96	37.50%	96	37.50%	62.50%				
TERM/ABUSE	148	233	381	38.85%	381	38.85%	61.15%				
Habeas	-	11	11	0.00%	11	0.00%	100.00%				
Supreme Court	-	17	17	0.00%	17	0.00%	100.00%				
Muni. Court	-	9	9	0.00%	9	0.00%	100.00%				
OTHER	379	5	384	98.70%	384	98.70%	1.30%				
TOTAL	4,723	1,004	5,727	82.47%	5,727	82.47%	17.53%				

**23RD CIRCUIT
 CLOSED CASES/CLAIMS PAID**



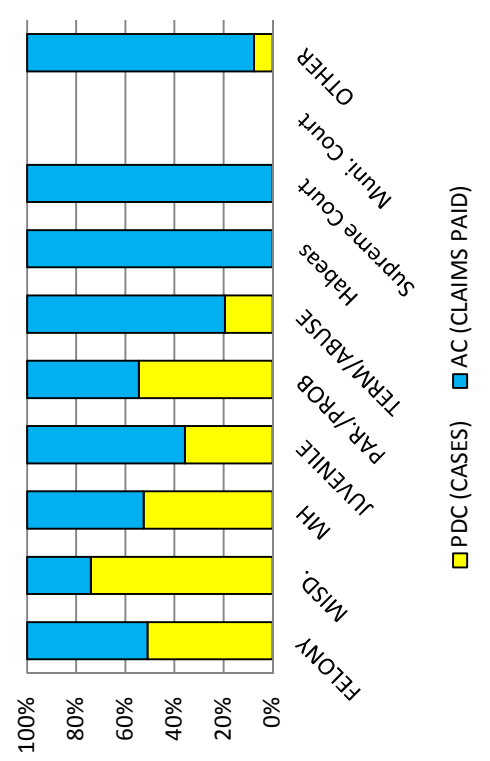
**23RD CIRCUIT
 PDC/AC DISBURSEMENTS**



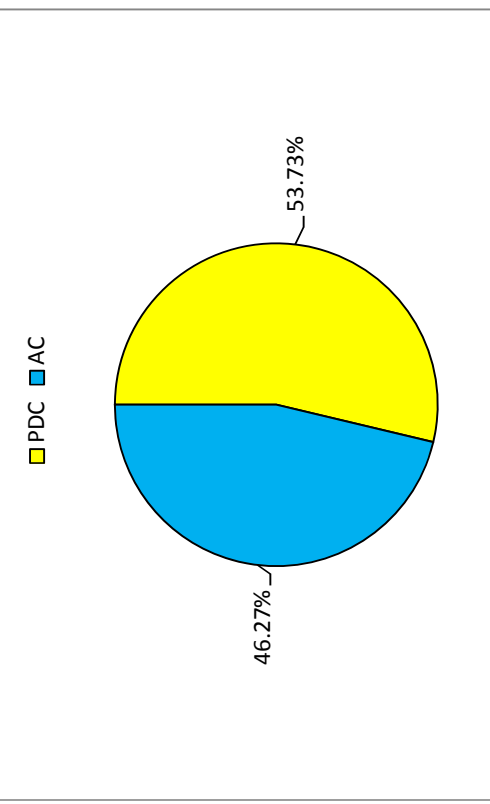
**25TH CIRCUIT (BOONE & LINCOLN COUNTIES)
 PDC CASES CLOSED COMPARED TO AC CLAIMS PAID FY 2018**

CASE TYPES	PDC		AC		TOTAL	%PDC	%AC	PDC		AC		TOTAL	%PDC	%AC
	DISBURSEMENTS	PER CASE	DISBURSEMENTS	PER CASE				DISBURSEMENTS	PER CASE	DISBURSEMENTS	PER CASE			
FELONY	237	228	465	50.97%	49.03%	\$763,903.23	\$657,756.75	\$1,421,659.98	53.73%	46.27%				
MISD.	523	184	707	73.97%	26.03%									
MH	61	55	116	52.59%	47.41%									
JUVENILE	80	144	224	35.71%	64.29%									
PAR./PROB	104	87	191	54.45%	45.55%									
TERM/ABUSE	51	211	262	19.47%	80.53%									
Habeas	-	4	4	0.00%	100.00%									
Supreme Court	-	2	2	0.00%	100.00%									
Muni. Court	-	-	-	-	-									
OTHER	7	86	93	7.53%	92.47%									
TOTAL	1,063	1,001	2,064	51.50%	48.50%									

**25TH CIRCUIT
 CLOSED CASES/CLAIMS PAID**



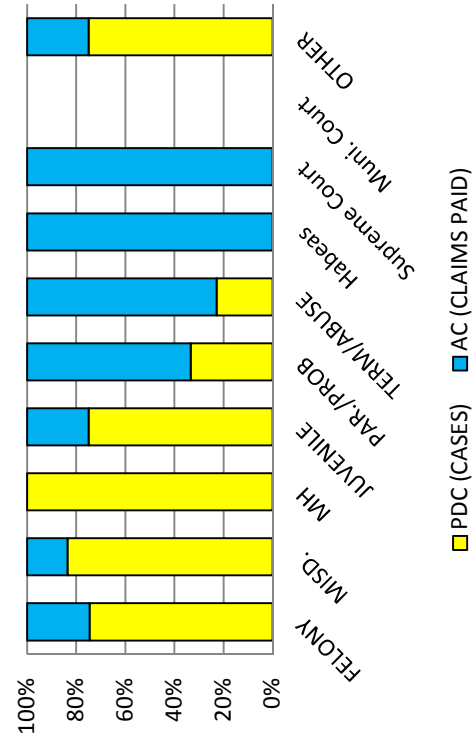
**25TH CIRCUIT
 PDC/AC DISBURSEMENTS**



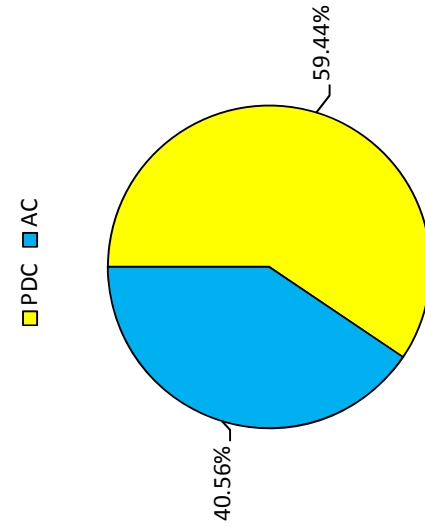
**28TH CIRCUIT (NICHOLAS COUNTY)
 PDC CASES CLOSED COMPARED TO AC CLAIMS PAID FY 2018**

CASE TYPES	PDC		AC		TOTAL	%PDC		%AC	
	DISBURSEMENTS	PER CASE	DISBURSEMENTS	PER CASE		DISBURSEMENTS	PER CASE	DISBURSEMENTS	PER CASE
FELONY	152	52	204	74.51%	25.49%	\$320,270.38	\$218,556.75	59.44%	40.56%
MISD.	254	50	304	83.55%	16.45%				
MH	22	-	22	100.00%	0.00%				
JUVENILE	6	2	8	75.00%	25.00%				
PAR./PROB	1	2	3	33.33%	66.67%				
TERM/ABUSE	35	118	153	22.88%	77.12%				
Habeas	-	1	1	0.00%	100.00%				
Supreme Court	-	2	2	0.00%	100.00%				
Muni. Court	-	-	-	-	-				
OTHER	6	2	8	75.00%	25.00%				
TOTAL	476	229	705	67.52%	32.48%	\$672.84	\$954.40	59.44%	40.56%

**28TH CIRCUIT
 CLOSED CASES/CLAIMS PAID**



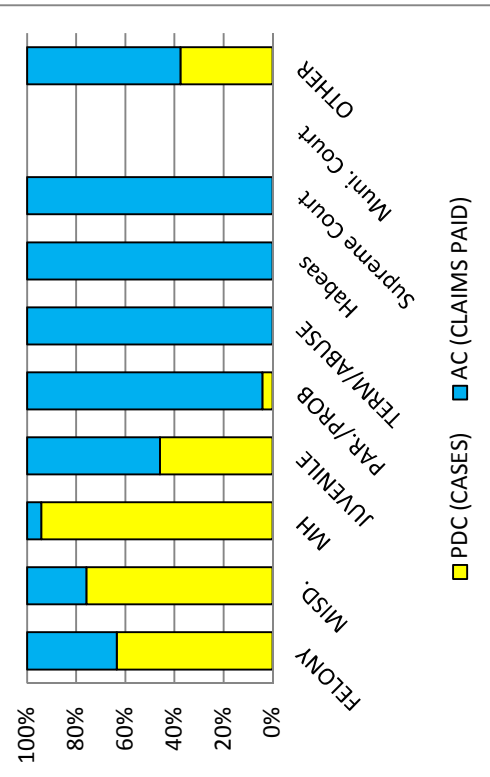
**28TH CIRCUIT
 PDC/AC DISBURSEMENTS**



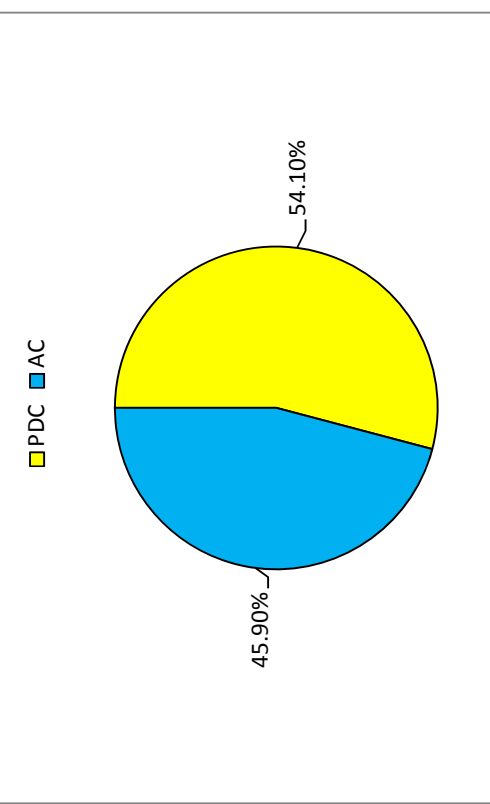
30TH CIRCUIT (MINGO COUNTY)
PDC CASES CLOSED COMPARED TO AC CLAIMS PAID FY 2018

CASE TYPES	PDC		AC		TOTAL	%PDC	%AC	PDC		AC	
	DISBURSEMENTS	COST	DISBURSEMENTS	COST				DISBURSEMENTS	COST		
FELONY	155	89	244	244	244	63.52%	36.48%	\$543,485.66	\$461,059.38	\$1,004,545.04	45.90%
MISD.	229	73	302	302	302	75.83%	24.17%				54.10%
MH	33	2	35	35	35	94.29%	5.71%				45.90%
JUVENILE	11	13	24	24	24	45.83%	54.17%				
PAR./PROB	1	23	24	24	24	4.17%	95.83%				
TERM/ABUSE	-	167	167	167	167	0.00%	100.00%				
Habeas	-	2	2	2	2	0.00%	100.00%				
Supreme Court	-	5	5	5	5	0.00%	100.00%				
Muni. Court	-	-	-	-	-	-	-				
OTHER	6	10	16	16	16	37.50%	62.50%				
TOTAL	435	384	819	819	819	53.11%	46.89%	\$1,249.39	\$1,200.68	\$1,004,545.04	54.10%

30TH CIRCUIT
CLOSED CASES/CLAIMS PAID

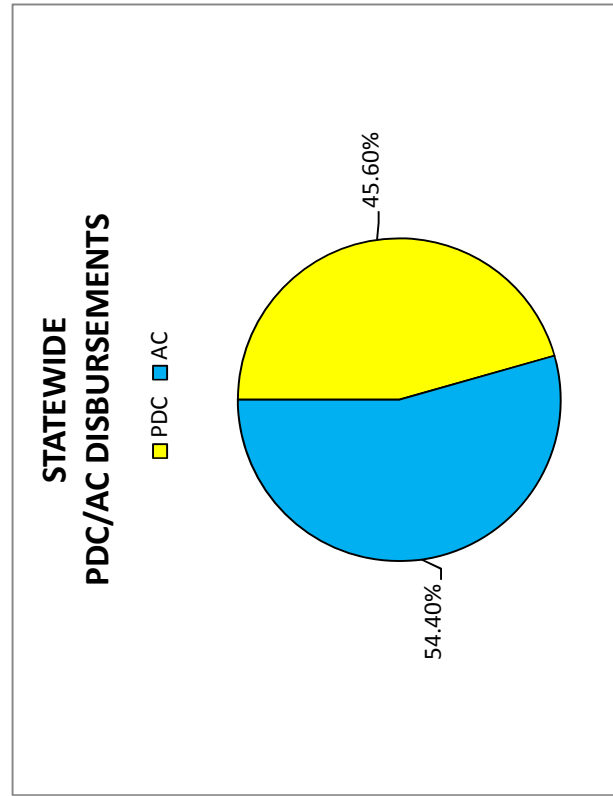
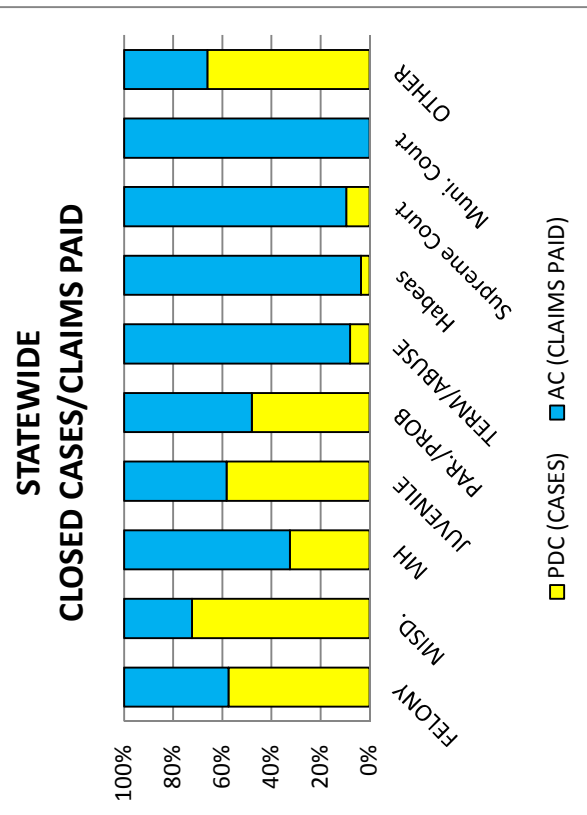


30TH CIRCUIT
PDC/AC DISBURSEMENTS



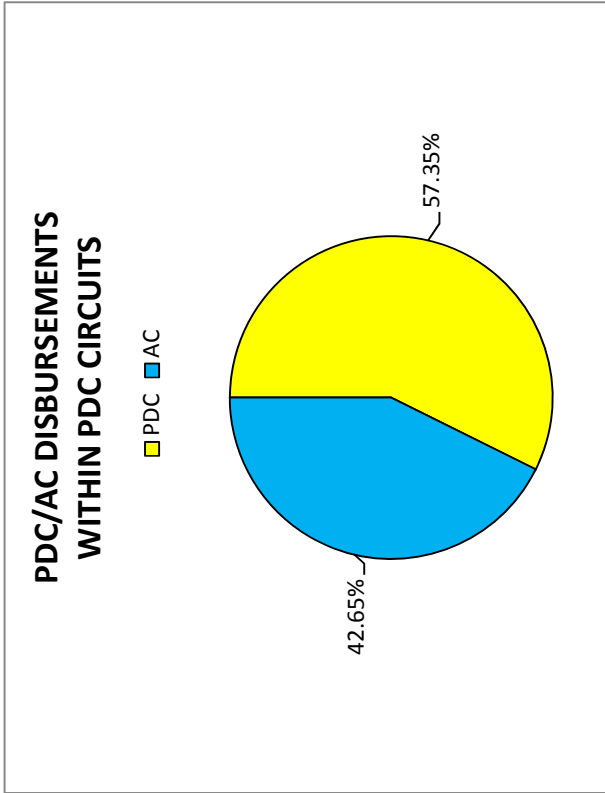
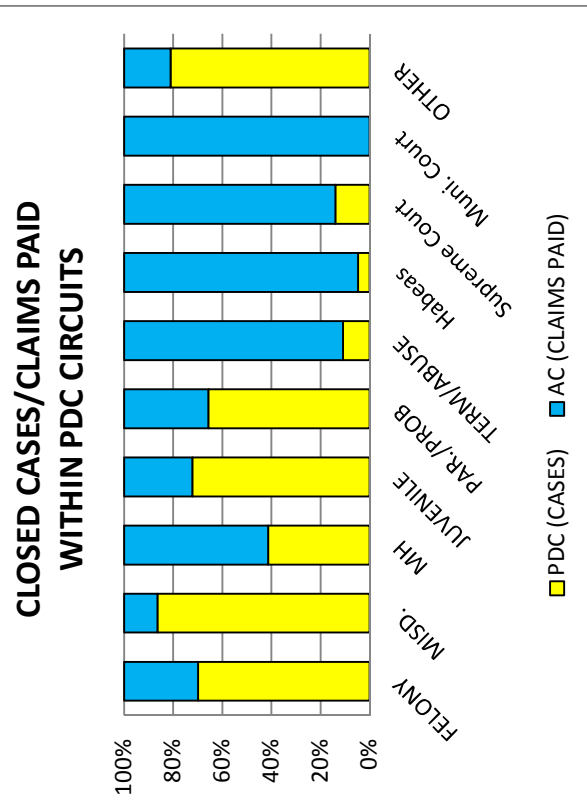
**STATISTICS FOR BOTH PDC AND APPOINTED COUNSEL STATEWIDE
 PDC CASES CLOSED COMPARED TO ALL AC CLAIMS PAID FY 2018**

CASE TYPES	PDC	AC	TOTAL	%PDC	%AC	PDC DISBURSEMENTS	AC DISBURSEMENTS	TOTAL	%PDC	%AC
FELONY	9,475	7,010	16,485	57.48%	42.52%	\$18,938,978.43	\$22,596,275.98	\$41,535,254.41	45.60%	54.40%
MISD.	18,856	7,213	26,069	72.33%	27.67%					
MH	1,044	2,166	3,210	32.52%	67.48%					
JUVENILE	2,082	1,493	3,575	58.24%	41.76%					
PAR./PROB	1,336	1,452	2,788	47.92%	52.08%					
TERM/ABUSE	625	7,262	7,887	7.92%	92.08%					
Habeas	6	162	168	3.57%	96.43%					
Supreme Court	26	248	274	9.49%	90.51%					
Muni. Court	-	590	590	0.00%	100.00%					
OTHER	1,508	774	2,282	66.08%	33.92%					
TOTAL	34,958	28,370	63,328	55.20%	44.80%	\$541.76	\$796.48			



**ALL PUBLIC DEFENDER CORPORATION CIRCUITS (19 CIRCUITS, 30 COUNTIES) (Excludes Mason County)
 PDC CASES CLOSED COMPARED TO AC CLAIMS (WITHIN PDC CIRCUITS) PAID FY 2018**

CASE TYPES	PDC		AC		PDC		AC		TOTAL	%PDC	%AC
	PDC	AC	DISBURSEMENTS	DISBURSEMENTS	DISBURSEMENTS	DISBURSEMENTS	TOTAL	%AC			
FELONY	9,475	4,098	13,573	69.81%	30.19%	\$18,938,978.43	\$14,086,003.50	\$33,024,981.93	57.35%	42.65%	
MISD.	18,856	2,974	21,830	86.38%	13.62%						
MH	1,044	1,481	2,525	41.35%	58.65%						
JUVENILE	2,082	804	2,886	72.14%	27.86%						
PAR./PROB	1,336	696	2,032	65.75%	34.25%						
TERM/ABUSE	625	5,128	5,753	10.86%	89.14%						
Habeas	6	123	129	4.65%	95.35%						
Supreme Court	26	161	187	13.90%	86.10%						
Muni. Court	-	411	411	0.00%	100.00%						
OTHER	1,508	353	1,861	81.03%	18.97%						
TOTAL	34,958	16,229	51,187	68.29%	31.71%	\$541.76	\$867.95				

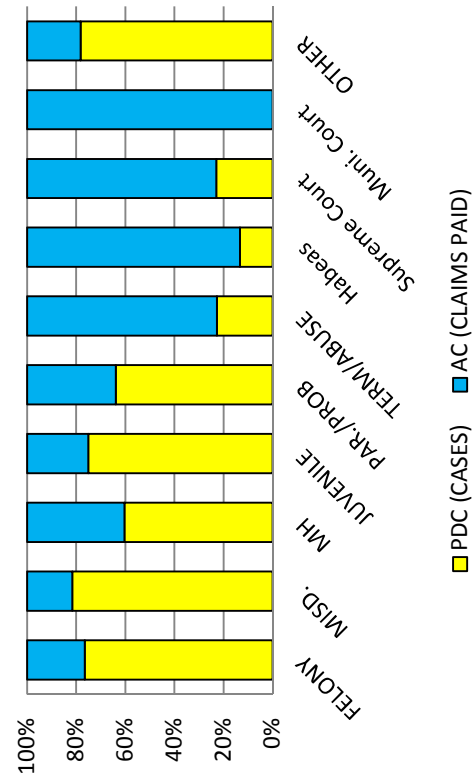


STATISTICS FOR BOTH PDC AND APPOINTED COUNSEL STATEWIDE (LESS AC CLAIMS IN PDC CIRCUITS)
PDC CASES CLOSED COMPARED TO AC CLAIMS PAID FY 2018
 (Includes Mason County)

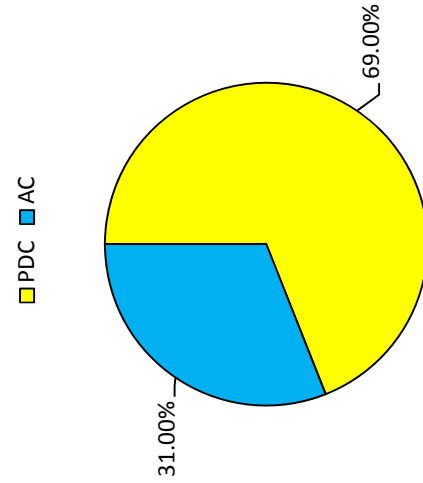
CASE TYPES	PDC	AC	TOTAL	%PDC	%AC	PDC DISBURSEMENTS	AC DISBURSEMENTS	TOTAL	%PDC	%AC
FELONY	9,475	2,912	12,387	76.49%	23.51%	\$ 18,938,978.43	\$ 8,510,272.48	\$27,449,250.91	69.00%	31.00%
MISD.	18,856	4,239	23,095	81.65%	18.35%					
MH	1,044	685	1,729	60.38%	39.62%					
JUVENILE	2,082	689	2,771	75.14%	24.86%					
PAR./PROB	1,336	756	2,092	63.86%	36.14%					
TERM/ABUSE	625	2,134	2,759	22.65%	77.35%					
Habeas	6	39	45	13.33%	86.67%					
Supreme Court	26	87	113	23.01%	76.99%					
Muni. Court	-	179	179	0.00%	100.00%					
OTHER	1,508	421	1,929	78.18%	21.82%					
TOTAL	34,958	12,141	47,099	74.22%	25.78%					

	AVG PDC COST PER CASE	AVG AC COST PER CASE
	\$541.76	\$700.95

CLOSED CASES/CLAIMS PAID STATEWIDE (LESS AC IN PDC CIRCUITS)



PDC/AC DISBURSEMENTS STATEWIDE (LESS AC IN PDC CIRCUITS)



Appendix D

Appointed Counsel Payee Totals



Mark Doyle poses for test shots prior to the 1st Annual "Sit with Claus for the Cause" Fundraiser.

Fees & Expenses Paid by Payee Total Claims in Descending Order

- **Attorney Fees**
- **Direct Expenses**
- **Rojas**

Fees & Expenses Paid by Payee Total Claims in Alphabetical Order

- **Attorney Fees**
- **Direct Expenses**
- **Rojas**

Travel Claims

Top 100 Highly Compensated Panel Attorneys with In/Out of Court Hours – Five Year Comparison (Fiscal Years 2014 – 2018)

**PUBLIC DEFENDER SERVICES
APPOINTED COUNSEL FEES AND EXPENSES PAID
TOTALS**

Category	TOTAL \$	# OF CLAIMS
Fees	21,927,439.86	33,699
Direct Expenses	634,682.54	592
Rojas	34,153.58	10
Fiscal Year 2018 Total	22,596,275.98	34,301

**PUBLIC DEFENDER SERVICES
 APPOINTED COUNSEL FEES AND EXPENSES PAID**

FEES		(DESCENDING ORDER BY TOTAL \$)		
*	PAYEE	TOTAL \$	# OF CLAIMS	OFFICE LOCATION
*	KIRKPATRICK LAW OFFICE PLLC	213,660.15	265	BECKLEY, WV
*	VICTOR & VICTOR LLP	213,594.03	245	CHARLESTON, WV
	RUTH LAW OFFICES PLLC	188,477.05	265	CHARLESTON, WV
*	FRENCH ELIZABETH A	172,376.47	462	PRINCETON, WV
*	EVANS THOMAS HANNA PLLC	172,014.77	183	OCEANA, WV
*	WHITT MICHAEL R	171,677.79	83	LEWISBURG, WV
*	CHILDLAW SERVICES INC	166,073.87	108	PRINCETON, WV
*	HAGER & LAWSON PLLC	164,599.61	306	PRINCETON, WV
*	NESSEL LAW FIRM	158,854.32	200	HUNTINGTON, WV
*	DAVIS GREGG PHILLIP	152,993.49	252	ARTHURDALE, WV
*	KURELAC LAW OFFICE PLLC	149,309.45	139	MOUNDSVILLE, WV
*	MOFFATT CHRISTOPHER G	144,358.35	156	CHARLESTON, WV
*	WHITEMAN BURDETTE PLLC	141,712.76	300	FAIRMONT, WV
	GARRETT & GARRETT	136,156.98	176	MOOREFIELD, WV
*	MOUNTAINEER LEGAL SERVICES PLLC	135,827.10	295	GRAFTON, WV
	ROSINSKY LAW OFFICE	134,209.82	83	HUNTINGTON, WV
*	DAVIS JEFFERY A	133,970.93	134	CLAY, WV
*	MAGANN LAW OFFICE PLLC	133,139.59	257	BLUEFIELD, WV
*	ALLENDER LAW OFFICE PLLC	131,003.02	83	KINGWOOD, WV
*	GARVIN LAW PLLC	129,860.96	90	NUTTER FORT, WV
*	HARVEY & JANUTOLO	127,809.06	146	BLUEFIELD, WV
	LONG ROBBY N LAW OFFICE OF LC	126,452.65	216	HURRICANE, WV
*	CHILDERS SHARON K	125,926.27	104	CHARLESTON, WV
	DUNLAP ROBERT ESQ PLLC	121,985.46	127	BECKLEY, WV
*	RUMORA & RUMORA LC	118,833.21	193	WILLIAMSON, WV
*	KELLEY DAVID B LAW OFFICE OF	115,940.55	122	BLUEFIELD, VA
	MOSES JOSEPH J	112,900.97	47	WHEELING, WV
	PANEPINTO MARK D	111,778.19	43	WHEELING, WV
*	AHLBORN COURTNEY L LAW OFFICE OF PLLC	111,660.53	203	PARKERSBURG, WV
	SHERMAN LAWRENCE E JR LC	111,559.25	79	ROMNEY, WV
*	LOCKWOOD JAMELLA L	107,201.08	195	BUCKHANNON, WV
	PULLIN FOWLER FLANAGAN BROWN & POE PLLC	107,164.54	150	CHARLESTON, WV
*	SHAW & SHAW LC	106,278.02	220	POINT PLEASANT, WV
*	CHATTIN ANDREW B	105,657.68	121	CHARLESTON, WV
*	HIVELY HERBERT L	105,457.11	311	CHARLESTON, WV
	COURTRIGHT LAW OFFICES PLLC	105,393.81	172	HURRICANE, WV
*	MONK TERESA C LAW FIRM OF	105,091.98	71	WALTON, WV
*	MAZZEI ROCCO E	104,068.05	50	CLARKSBURG, WV
*	HOLLY W HINERMAN HOLLY W	103,894.27	170	PENTRESS, WV
*	GUNN ERICA BRANNON ATTY AT LAW PLLC	103,495.70	529	SPENCER, WV
*	NANNERS & WILLETT LAW OFFICES OF LC	103,165.70	136	BUCKHANNON, WV
*	BULLMAN & BULLMAN	103,002.18	150	CHARLESTON, WV
*	SHOUGH SCOTT A	102,472.23	161	FAIRMONT, WV
	HUGHART LAW OFFICE	102,170.69	133	SISSONVILLE, WV
	KLIE LAW OFFICES PLLC	101,988.25	193	BUCKHANNON, WV
*	ANDERSON ERIC B PLLC	101,864.39	172	HUNTINGTON, WV
	COREY DANIEL S	101,329.40	91	POCA, WV
*	WIEDEL DIANA CARTER	100,567.97	112	WILLIAMSON, WV
*	NAVY L VICTOR	99,262.45	153	BARBOURSVILLE, WV
*	NOLAN LAW FIRM	97,862.25	220	LAVALETTE, WV
	ASHTON & CRAWLEY WOODS PLLC	97,340.22	66	MARTINSBURG, WV
*	DILLON WELLS H	97,326.83	81	PARKERSBURG, WV
*	RICHARDSON DAVID B LAW OFFICE	95,230.82	148	WINFIELD, WV
	STEDMAN & RIDDELL	95,064.88	194	MARTINSBURG, WV
	CAREY JAMES T	94,181.04	175	WEIRTON, WV
*	J A M LAW PLLC	93,728.20	218	HARRISVILLE, WV
*	RICE WILLIAM T	93,159.39	70	MARTINSBURG, WV
	MCNEER HIGHLAND MCMUNN & VARNER LC	92,833.91	78	CLARKSBURG, WV

* - Uses Third Party Financing

**PUBLIC DEFENDER SERVICES
 APPOINTED COUNSEL FEES AND EXPENSES PAID**

FEES		(DESCENDING ORDER BY TOTAL \$)		
*	PAYEE	TOTAL \$	# OF CLAIMS	OFFICE LOCATION
*	TYSON DAVID R	92,651.85	199	HUNTINGTON, WV
	MANYPENNY RAINES LAW OFFICE PLLC	91,232.91	64	CHESTER, WV
*	SNEAD M E LAW FIRM OF PLLC	91,142.11	249	WEBSTER SPRINGS, WV
	PHILLIPS P TODD	89,855.10	65	MORGANTOWN, WV
	WOODS JEFF C LAW OFFICE OF	89,722.75	119	SCOTT DEPOT, WV
*	MCCLUNG LAW OFFICES	88,611.18	129	CHARLESTON, WV
	WHITE & CLYBURN LAW OFFICES	88,554.38	123	MOUNDSVILLE, WV
*	BAILEY BRIAN W	87,991.81	140	BUCKHANNON, WV
*	PRITT & SPANO PLLC	87,241.52	192	CHARLESTON, WV
*	JOHNSON REBECCA S LAW OFFICE OF	86,405.20	113	CHARLESTON, WV
	HAMILTON CHARLES R	85,560.42	179	CHARLESTON, WV
*	MEADOWS TODD R	84,846.25	66	ONA, WV
	MCGRAW LAW OFFICES	84,444.50	108	PROSPERITY, WV
*	BLACKWATER LAW PLLC	84,172.28	53	KINGWOOD, WV
	PRITT & PRITT PLLC	83,927.32	103	CHARLESTON, WV
*	FLINCHUM LAW	83,609.98	88	PRINCETON, WV
*	SAL SELLARO THORN CULPEPPER LEGAL GROUP PLLC	83,432.04	243	MORGANTOWN, WV
	BISCHOFF LAW FIRM PLLC	83,258.03	106	SUMMERSVILLE, WV
	GREGORY G MICHAEL	82,378.42	222	FAIRMONT, WV
	SELDEN LAW OFFICES LC	82,346.23	55	BECKLEY, WV
	GENTILOZZI & ASSOCIATES	80,746.23	148	CLARKSBURG, WV
*	MORGAN E LAVOYD JR & ASSOCIATES LC	80,646.83	73	LEWISBURG, WV
	SCALES LAW OFFICE	80,347.63	55	MARTINSBURG, WV
*	FAERBER KRISTOPHER	79,622.10	63	LEWISBURG, WV
	ESCUE LAW OFFICE	79,386.58	150	HURRICANE, WV
*	RODGERS JEFFREY S	79,200.23	84	LEWISBURG, WV
*	BAILEY DENNIS R	78,611.20	128	CHARLESTON, WV
*	MORGAN DENNIE S	78,185.36	121	MOUNT HOPE, WV
*	MICK REBECCA E	78,170.93	100	CHARLESTON, WV
	WILLIAMS JOHN E JR	78,041.01	118	PRINCETON, WV
*	ISNER LAW OFFICE LC INC	77,526.54	145	ELKINS, WV
*	SOUTHERN WV LAW CLINIC	77,482.94	89	BECKLEY, WV
	BELLOMY TURNER & BARTRAM LC	77,084.29	267	HUNTINGTON, WV
	SAAD DIXON LAW OFFICE PLLC	76,878.64	90	HUNTINGTON, WV
*	BRISCOE L SCOTT	76,680.11	227	DANVILLE, WV
	HAWKINS JAMES E JR	76,356.42	156	BUCKHANNON, WV
*	GAIN LAW OFFICES	74,862.75	138	BRIDGEPORT, WV
	ANTOLINI KRISTEN D	73,644.96	117	MORGANTOWN, WV
*	EDMOND & BAUM PLLC	73,324.18	100	WHEELING, WV
	YOHO AARON PAUL	73,163.68	136	KINGWOOD, WV
	KETTERING DELLIGATTI LAW OFFICES PLLC	72,087.85	165	FAIRMONT, WV
	POWELL ERIC K	71,927.78	137	PARKERSBURG, WV
	FORBES LAW OFFICES PLLC	71,394.21	80	CHARLESTON, WV
	VAN ZANT SUSAN J LC	71,173.91	69	WILLIAMSON, WV
*	HARMAN MARLA ZELENE	70,224.37	44	FRANKLIN, WV
	ROSE PADDEN PETTY TAYLOR & LILLY LC	70,214.43	89	FAIRMONT, WV
*	CAMPBELL & SMITH PLLC	69,743.92	116	CHARLESTON, WV
	JURCO JOHN M	69,564.15	59	ST CLAIRSVILLE, OH
*	MOSKO JOSEPH	68,215.41	78	FAYETTEVILLE, WV
*	CORNETTE LAW PLLC	68,040.23	61	WESTON, WV
*	OSHOWAY F JOHN	67,799.09	108	GRANTSVILLE, WV
	ORNDORFF DAVID L	67,557.41	81	BUCKHANNON, WV
*	MUNOZ A JOSEPH LAW FIRM OF	67,264.50	52	PARKERSBURG, WV
*	ANDERSON JOHN CLARK	67,264.46	75	LEWISBURG, WV
*	LYALL JERRY M	66,413.53	55	WILLIAMSON, WV
	DOUGLASS ERNEST M	66,180.49	110	PARKERSBURG, WV
*	MOLAW PLLC	65,893.08	71	WEIRTON, WV
*	SINKKANEN DREAMA D LAW OFFICES OF	65,720.44	84	CLARKSBURG, WV

* - Uses Third Party Financing

**PUBLIC DEFENDER SERVICES
 APPOINTED COUNSEL FEES AND EXPENSES PAID**

FEES		(DESCENDING ORDER BY TOTAL \$)		
*	PAYEE	TOTAL \$	# OF CLAIMS	OFFICE LOCATION
*	FOLICKMAN & TURKETT LAW OFFICE OF PLLC	65,675.45	199	FAIRMONT, WV
*	YOUNG WILLIAM PRENTICE	65,011.14	13	SHEPHERDSTOWN, WV
*	BRAMBLE LAW FIRM	64,510.91	100	CHARLESTON, WV
*	FITTRO JONATHAN	64,473.14	60	CLARKSBURG, WV
*	HATFIELD KAREN S LAW OFFICE OF PLLC	64,375.60	82	GILBERT, WV
*	LUPARDUS LAW OFFICE	64,268.16	111	PINEVILLE, WV
	HOUCK G TODD ATTORNEY AT LAW LC	64,176.57	100	MULLENS, WV
	BAKER & HONAKER PLLC	64,057.15	110	RIPLEY, WV
	PRENTICE TIMOTHY H	63,914.14	173	ELKINS, WV
	FRAME JARED S ATTORNEY AT LAW PLLC	63,779.06	79	SUTTON, WV
	HUNTER LAW OFFICE	63,374.19	80	SCOTT DEPOT, WV
*	TREADWAY JOHN H JR	62,970.96	103	MOOREFIELD, WV
*	STARCHER KENNY R	61,603.16	82	CHARLESTON, WV
*	DAVIS KEVIN P	61,594.32	168	CHARLESTON, WV
*	WILCOX TIMBERA C	61,589.51	233	CHARLESTON, WV
	LORD JASON S	61,470.23	96	CHARLESTON, WV
*	SANDERS AUSTIN	61,168.01	90	PRINCETON, WV
	MCQUADE RUTH A LAW OFFICE OF	60,950.96	62	SHEPHERDSTOWN, WV
*	DINARDI PETER D	59,802.45	47	MORGANTOWN, WV
	EASTON BRENT ATTORNEY AT LAW PLLC	59,691.34	93	DAVIS, WV
	SHAFFER LAW	59,638.64	103	CHARLESTON, WV
*	WRIGHT STEVEN MCKAY	59,324.92	69	HUNTINGTON, WV
*	KRATOVIL LAW OFFICES PLLC	58,843.20	42	CHARLES TOWN, WV
	WHITEMAN FRANCES C	58,819.23	38	FAIRMONT, WV
	KUENZEL & ASSOCIATES PLLC	58,631.04	155	CHAPMANVILLE, WV
*	BRAGG STEVEN M LAW OFFICE OF PLLC	58,428.84	105	BARBOURSVILLE, WV
*	APPALACHIAN LAW PLLC	58,165.41	46	MOUNDSVILLE, WV
*	BELL SIDNEY H	58,089.06	79	BEAVER, WV
	FAIR MATTHEW HALL ATTORNEY AT LAW	57,652.78	141	ELKINS, WV
	MIELKE WAYNE ROBERT	57,540.90	26	WELLSBURG, WV
*	WALL RANDALL D	57,208.33	391	HUNTINGTON, WV
	WHITE MAX H PLLC	56,895.08	123	KEYSER, WV
	MORGAN WARD LAW OFFICE OF	56,320.89	64	BLUEFIELD, WV
	HANDLEY & HUNT PLLC	55,713.53	120	POINT PLEASANT, WV
	GUNNOE LAW OFFICE	55,481.86	81	HINTON, WV
*	HUSON ALLISON K	55,196.53	65	HUNTINGTON, WV
	HAYNIE BELINDA A	55,120.78	44	MORGANTOWN, WV
*	ESTEP LAW OFFICE PLLC	54,889.23	92	SAINT JOHN, IN
*	WILSON LAW OFFICE	54,519.86	135	KEYSER, WV
*	STURM HEIDI M GEORGI	53,989.18	68	FAIRMONT, WV
*	DEAN LAW OFFICES PLLC	52,931.38	96	SAINT ALBANS, WV
*	REBROOK EDWARD III	52,730.21	102	CHARLESTON, WV
	SANTA BARBARA M LAW OFFICE	52,371.53	88	MARTINSBURG, WV
	SHAY JAMES EDWARD JR	52,127.65	90	BRUCETON MILLS, WV
*	HOLROYD FRED F	52,116.02	114	CHARLESTON, WV
*	MURPHY S SEAN PLLC	51,674.57	22	MORGANTOWN, WV
*	CWV LEGAL SERVICES	51,531.64	38	BUCKHANNON, WV
	NELSON LEGAL SERVICES LC	51,121.16	109	PETERSBURG, WV
*	FREEMAN LAW OFFICES	50,631.83	107	CHARLESTON, WV
*	TAYLOR & HINKLE ATTORNEY AT LAW INC	50,354.64	48	BECKLEY, WV
	MOORE D KYLE	50,185.86	68	RIPLEY, WV
	GREEN LISA A LAW OFFICE OF	50,177.70	33	SHEPHERDSTOWN, WV
	MCCOY JAMES A	49,981.96	64	HAMLIN, WV
	DAWSON & MEADOWS LTD	49,743.76	61	HUNTINGTON, WV
*	MAIER LAW OFFICE LLC	49,431.48	32	HINTON, WV
*	LEFLER & BOGGS PLLC	49,025.18	60	BECKLEY, WV
	MYERS JESSICA E	48,958.55	64	PARKERSBURG, WV
	MCCLURE GOAD PLLC	48,808.71	253	HUNTINGTON, WV

* - Uses Third Party Financing

**PUBLIC DEFENDER SERVICES
 APPOINTED COUNSEL FEES AND EXPENSES PAID**

FEES		(DESCENDING ORDER BY TOTAL \$)		
*	PAYEE	TOTAL \$	# OF CLAIMS	OFFICE LOCATION
*	WEESE HEATHER M LAW OFFICE OF PLLC	48,464.04	28	ELKINS, WV
	MASCIO DAVID A LAW OFFICE OF	48,308.09	61	WEIRTON, WV
*	JACOVETTY GERALD G JR LC	47,559.83	220	WHEELING, WV
	THE FORD LAW FIRM PLLC	47,456.62	61	LEWISBURG, WV
	THARP LIOTTA & YOKUM LLP	47,380.76	50	FAIRMONT, WV
	HUFFMAN WILLIAM O	47,164.11	70	PRINCETON, WV
	KUHL LAW OFFICE PLLC	46,931.82	34	SCOTT DEPOT, WV
*	HOLSTEIN LAW OFFICE	46,925.49	82	HURRICANE, WV
	GIANOLA BARNUM BECHTEL & JECKLIN LC	46,741.90	48	MORGANTOWN, WV
*	DEMOSS DAVID B	46,627.96	88	FAIRMONT, WV
	KARICKHOFF DAVID	46,595.05	106	SUTTON, WV
	MATHERLY JEFFREY K	46,534.27	32	MARTINSBURG, WV
	TORRES GEORGE M	46,482.32	70	PARKERSBURG, WV
*	SIRK TIMOTHY M	46,015.79	71	KEYSER, WV
*	FRANCIS ERIC M	45,909.27	37	LEWISBURG, WV
*	BLAIR JERRY	45,613.21	64	HOLDEN, WV
	BOWEN LAW OFFICE PLLC	45,188.73	134	WEST HAMLIN, WV
*	NEISWONGER & WHITE	44,263.06	116	MOUNDSVILLE, WV
*	ASBURY LAW OFFICE PLLC	44,061.43	21	CLAY, WV
	TICHENOR LAW OFFICE	43,812.78	50	FAIRMONT, WV
	JOHNSTON HOLROYD & ASSOCIATES	43,752.01	55	PRINCETON, WV
*	SIMMONS HUNTER D	43,517.13	220	BUCKHANNON, WV
*	BRYANT CARL P	43,425.01	115	SAINT MARYS, WV
*	BURTON LAW OFFICE	43,009.39	27	MORGANTOWN, WV
*	BROCK MATTHEW C	42,639.88	43	MORGANTOWN, WV
	LAMBERT LAW OFFICES PLLC	42,614.31	68	HURRICANE, WV
*	HOLLANDSWORTH RICHARD W	42,461.55	43	WHEELING, WV
*	STEELE BRANDON S	42,395.57	42	BECKLEY, WV
	WOLFE B SCOTT LAW OFFICE OF PLLC	42,189.10	41	HARRISVILLE, WV
	STEPTOE & JOHNSON	42,034.60	15	BRIDGEPORT, WV
	ERHARD CRAIG P LAW OFFICES OF PLLC	41,756.54	91	FAIRMONT, WV
	ROAHRIG RANDAL W	41,638.63	37	PRINCETON, WV
*	COLLINS LAW OFFICE PLLC	41,324.00	89	CHARLESTON, WV
*	SHUMATE ANDREW R	40,752.44	89	CHARLESTON, WV
*	THOMPSON JOHN M	40,679.58	157	OAK HILL, WV
	NOGAY CATHRYN A	40,578.06	22	WEIRTON, WV
	STEPHENS GLORIA M	40,414.48	23	WELCH, WV
	LACARIA PHILIP A	40,285.20	53	WELCH, WV
	NESTOR WILLIAM T PLLC	40,116.02	53	ELKINS, WV
	WILLIAMS TRENA LAW OFFICE OF PLLC	39,775.17	89	WESTON, WV
	WESTON LAW A LEGAL CORP	39,345.59	14	HUNTINGTON, WV
*	HUMBERSON DON A	39,103.19	20	WEIRTON, WV
	GUTMANN RICHARD M LC	38,686.67	72	MORGANTOWN, WV
*	SPENIA LAW OFFICE PLLC	38,659.22	41	BARBOURSVILLE, WV
	WILSON CHRISTOPHER M LAW OFFICE OF PLLC	38,498.41	60	FAIRMONT, WV
	CASSELL & CREWE PC	38,474.00	56	WYTHEVILLE, VA
	LYONS PHILLIPS LEGAL GROUP PLLC	38,349.66	33	MORGANTOWN, WV
*	WALKER LELA ATTY AT LAW PLLC	38,017.67	86	OCEANA, WV
	GREER LAW OFFICES PLLC	38,007.56	42	CLARKSBURG, WV
*	BAILEY & HOWARD PLLC	37,445.29	41	BARBOURSVILLE, WV
*	RABER LAW OFFICES PLLC	37,347.69	54	SAINT MARYS, WV
*	YOUNGER CULLEN C ATTORNEY AT LAW	37,076.50	43	WILLIAMSON, WV
	CLINE COLIN M ATTY AT LAW	36,822.78	42	PRINCETON, WV
*	CONRAD & CONRAD	36,690.48	59	FAYETTEVILLE, WV
*	SUMMERS WILLIAM B	36,451.38	188	PARKERSBURG, WV
	WOODS JOHN	36,381.51	100	BELLEVILLE, WV
*	PLANTS LAW FIRM PLLC	36,378.15	48	SOUTH CHARLESTON, WV
	PENNINGTON WILLIAM L	36,171.10	72	MORGANTOWN, WV

* - Uses Third Party Financing

**PUBLIC DEFENDER SERVICES
 APPOINTED COUNSEL FEES AND EXPENSES PAID**

FEES		(DESCENDING ORDER BY TOTAL \$)		
*	PAYEE	TOTAL \$	# OF CLAIMS	OFFICE LOCATION
	BAYLISS SHAWN D	35,913.23	33	HURRICANE, WV
	THORNE STEVEN M	35,866.00	88	LOGAN, WV
*	SCHEETZ CHRISTOPHER A	35,789.91	34	FOLLANSBEE, WV
	ARNOLD & BAILEY PLLC	35,370.87	47	CHARLES TOWN, WV
	BOTTNER & SKILLMAN	35,278.26	62	CHARLES TOWN, WV
	ROLLO LANCE E	35,267.70	58	MORGANTOWN, WV
*	PRICE SHANNON NICOLE	34,922.78	40	BEECH BOTTOM, WV
	WORKMAN ELLIOTT E PLLC	34,808.88	100	MADISON, WV
	KEATON FRAZER & MILLESON PLLC	34,759.18	115	ROMNEY, WV
*	DOLANCE JACK C PLLC	34,661.06	26	WAYNE, WV
	ROBINSON & MCELWEE PLLC	34,036.69	28	CHARLESTON, WV
*	CONWAY LAW OFFICE	33,404.78	62	HUNTINGTON, WV
	SKLAVOUNAKIS LAW OFFICE	32,581.67	57	WHEELING, WV
	HUNT LEGAL GROUP LLC	32,517.62	91	MORGANTOWN, WV
	BEAN & BEAN	32,429.65	57	MOOREFIELD, WV
	WALLACE MICHAEL K	32,274.76	44	SOUTH CHARLESTON, WV
*	PARKULO JOHN F	32,255.83	45	DANIELS, WV
	STEWART JOYCE E	32,127.74	31	MOOREFIELD, WV
	SKEEN HARRY KEITH	31,963.01	99	PHILIPPI, WV
	LONG LAW OFFICES PLLC	31,932.27	71	SCOTT DEPOT, WV
*	YOUNGER C CHRISTOPHER	31,914.97	43	WILLIAMSON, WV
	KUHN & HAINES LC	31,730.09	58	KEYSER, WV
*	YANNI LAW FIRM	31,141.73	85	MARTINSBURG, WV
	REED JEFFREY B ATTORNEY PLLC	31,094.67	34	PARKERSBURG, WV
	DAVIS R STEPHEN	31,015.87	13	BECKLEY, WV
*	SAFSCAK MICHAEL LAW OFFICE OF PLLC	30,884.35	36	FAIRMONT, WV
	GEARY & GEARY LC	30,775.80	41	PETERSBURG, WV
	KATZ KANTOR STONESTREET & BUCKNER PLLC	30,725.48	32	PRINCETON, WV
	BOWERS & BOWERS PLLC	30,527.25	59	FRANKLIN, WV
*	CLINE TENISHA DAWN	30,379.50	75	BAIDEN, WV
	REGULA RAELENN ENTERPRISES LLC	30,208.91	38	BROWNFIELD, PA
	HINKLE BRYAN S	29,999.00	54	BUCKHANNON, WV
	STEED DEBRA L PLLC	29,987.15	29	PARKERSBURG, WV
	BLAIR LAW FIRM PLLC	29,906.63	52	HURRICANE, WV
*	KAVITZ LAW PLLC	29,897.25	115	CHARLESTON, WV
*	BURTON KILGORE & BALDWIN PLLC	29,853.98	32	PRINCETON, WV
	GREGORY J LAW FIRM LC	29,589.72	40	OAKLAND, MD
*	CARY LAW OFFICE PLLC	29,370.76	174	CHARLESTON, WV
	COLLEEN MICHELLE BROWN-BAILEY	29,320.05	24	BECKLEY, WV
	TIPTON LAW OFFICES	29,271.59	65	FAIRMONT, WV
	HATFIELD KAREN S	29,111.74	40	GILBERT, WV
*	TINGLER GREGORY R	28,963.00	41	ELKINS, WV
	BAILEY JAVINS & CARTER LC	28,676.29	16	SUMMERSVILLE, WV
	MORGAN DAMON B	28,601.19	132	POINT PLEASANT, WV
	BARNEY LAW PLLC	28,555.90	85	HURRICANE, WV
	CONAWAY & CONAWAY	28,109.12	62	MADISON, WV
	STEWART P ZACHARY LAW OFFICE OF	28,074.39	20	WEIRTON, WV
	SHAFFER & SHAFFER	28,070.34	44	MADISON, WV
*	FLANIGAN LAW OFFICE	28,000.35	88	PRINCETON, WV
*	COLVIN NICHOLAS FORREST LAW OFFICE OF ESQ PLLC	27,866.06	20	MARTINSBURG, WV
*	WILDMAN ERIC KEITH	27,835.95	57	FAIRMONT, WV
*	FROBLE MICHAEL E	27,382.07	25	BECKLEY, WV
	YOST BRIAN D	27,367.55	43	HURRICANE, WV
	CURRY AMOS & ASSOCIATES LC	27,158.73	19	FAIRMONT, WV
	PRATT LENA D	27,024.53	30	LOGAN, WV
*	PETTIJOHN LAW GROUP LC	26,996.47	26	LEWISBURG, WV
*	BAILEY LEGAL SERVICES PLLC	26,800.95	34	BARBOURSVILLE, WV
	GREINER & CYRUS LC	26,734.29	26	HUNTINGTON, WV

* - Uses Third Party Financing

**PUBLIC DEFENDER SERVICES
 APPOINTED COUNSEL FEES AND EXPENSES PAID**

FEES		(DESCENDING ORDER BY TOTAL \$)		
*	PAYEE	TOTAL \$	# OF CLAIMS	OFFICE LOCATION
*	COOK LAW OFFICES PLLC	26,448.42	50	BARBOURSVILLE, WV
	HEDGES & LYONS PLLC	26,216.08	32	MORGANTOWN, WV
	KOBY LAW	26,166.37	35	HEDGESVILLE, WV
	PARTAIN LAW OFFICE	24,509.29	33	LOGAN, WV
	CASSIDY COGAN SHAPELL & VOEGELIN LC	24,452.90	3	WHEELING, WV
	CAMPBELL WOODS PLLC	24,159.32	16	HUNTINGTON, WV
*	PRITT JUUSTIN D LAW OFFICE OF PLLC	23,831.26	37	MILTON, WV
*	TATE REBECCA L	23,591.76	47	FAIRMONT, WV
	HYLTON LAW OFFICE PLLC	23,486.00	11	BEAVER, WV
	CALLAGHAN & CALLAGHAN PLLC	23,408.74	17	SUMMERSVILLE, WV
*	KIRBY GILBERT & ASHLEY LC	23,207.80	31	BECKLEY, WV
	HOBBS MARK E	22,997.50	14	CHAPMANVILLE, WV
	HUMPHREY & RIST	22,912.58	32	SAN DIEGO, CA
	SMITH CLINTON W	22,893.79	58	CHARLESTON, WV
	THOMPSON DAVID G	22,889.21	84	PINEVILLE, WV
	BALL GREGORY K	22,860.66	39	PRINCETON, WV
	MICHAEL NELSON M LC	22,623.48	65	KEYSER, WV
	JUDY & JUDY	21,980.87	68	MOOREFIELD, WV
	DYE JEFFREY O II LAW OFFICE OF PLLC	21,927.53	33	PARKERSBURG, WV
*	CISCO-STURGELL KATHRYN	21,726.50	16	WILLIAMSON, WV
	ROLLO EDMUND J	21,674.72	46	MORGANTOWN, WV
	MIZE LAW FIRM PLLC	21,674.10	15	BECKLEY, WV
	STANLEY GINA M	21,596.26	6	HUNTINGTON, WV
	FARNSWORTH LAW OFFICE	21,468.70	28	PARKERSBURG, WV
	MORGAN TONY	21,271.36	34	GRANTSVILLE, WV
*	NEW STEPHEN P LC	21,026.83	53	BECKLEY, WV
*	KLATT LAW OFFICES PLLC	20,848.10	19	WHEELING, WV
*	JANUTOLO THOMAS M JR	20,766.91	39	PRINCETON, WV
	PRALL THOMAS J	20,535.84	65	WESTON, WV
	ROZAS LAW OFFICE LLC	20,498.21	31	CUMBERLAND, MD
	SAMMONS OLIVERO & PARASCHOS PLLC	20,443.19	7	HUNTINGTON, WV
	MILLER CHRISTOPHER H	20,275.75	55	MORGANTOWN, WV
	SMITH MCMUNN & GLOVER PLLC	20,114.92	54	CLARKSBURG, WV
*	GERLACH LAW	19,840.50	23	WAYNE, WV
*	THOMPSON LAW OFFICE PLLC	19,840.00	12	WILLIAMSON, WV
*	WARMAN CHERYL L	19,735.93	34	MORGANTOWN, WV
	HARPER SETH LAW OFFICE OF PLLC	19,245.08	16	RIPLEY, WV
	JUBA-PLUMLEY ROSALEE	18,942.50	26	ELEANOR, WV
*	RILEY V ALAN ATTORNEY AT LAW PLLC	18,643.59	57	ROMNEY, WV
*	KARR THOMAS B	18,583.48	7	VIENNA, WV
	LANTZ LAW OFFICE	18,565.35	17	MOUNDSVILLE, WV
	BARNETT KENNETH J LC	18,534.85	24	SUMMERSVILLE, WV
*	EACHUS MICHAEL N	18,172.72	36	GALLIPOLIS, OH
	STOLLINGS HARLEY E	18,095.95	29	SUMMERSVILLE, WV
	GRINDO DANIEL R LAW OFFICE OF PLLC	17,956.91	18	GASSAWAY, WV
*	GRUNAU DAVID M	17,934.25	20	MORGANTOWN, WV
	SHUMAKER J BRANDON	17,821.25	20	MORGANTOWN, WV
*	CHAPMAN LAW PLLC	17,707.48	32	DUNBAR, WV
	DONADIEU MICHAEL R	17,359.31	12	WINCHESTER, VA
	TAYLOR PAUL G	17,315.78	32	MARTINSBURG, WV
	GREGORY BETTY SUE CLARK	16,990.21	30	GRANTSVILLE, WV
*	MORELLI LAW	16,946.72	18	WEIRTON, WV
	OGLE CANDACE L	16,918.50	85	MORGANTOWN, WV
	ADAMS LEGAL GROUP PLLC	16,835.68	18	DELLSLOW, WV
	MOOREHEAD CHRISTOPHER S	16,794.95	28	FAYETTEVILLE, WV
	DIEHL LAW PLLC	16,698.84	8	MARTINSBURG, WV
	HILL DAVID L	16,644.77	44	HURRICANE, WV
	PELLEGRIN MARK P	16,608.28	35	MORGANTOWN, WV

* - Uses Third Party Financing

**PUBLIC DEFENDER SERVICES
 APPOINTED COUNSEL FEES AND EXPENSES PAID**

FEES		(DESCENDING ORDER BY TOTAL \$)		
*	PAYEE	TOTAL \$	# OF CLAIMS	OFFICE LOCATION
	ASH SCOTT A	16,528.91	17	ATHENS, WV
*	HILL JOHNSON LAW PLLC	16,467.37	16	BELINGTON, WV
	DONEGHY BRENDAN	16,132.04	21	CHARLESTON, WV
	ROOP & SMITH LAW OFFICE PLLC	15,917.50	16	BECKLEY, WV
	SAYRE TRAVIS LAW OFFICE OF	15,903.61	16	PARKERSBURG, WV
	PRIM LAW FIRM PLLC	15,861.67	44	HURRICANE, WV
*	BALDWIN LAW OFFICE PLLC	15,734.43	26	BLUEFIELD, WV
	STARCHER HEATHER L LAW OFFICE OF	15,558.00	4	PARKERSBURG, WV
	VITAL RICHARD L	15,505.88	23	BARBOURSVILLE, WV
	SNYDER & HASSIG	15,493.39	13	NEW MARTINSVILLE, WV
	MAUSER BERNARD R	15,463.47	40	SUTTON, WV
	TAYLOR JENNIFER N	15,420.72	70	CHARLESTON, WV
	CARLTON ROBERT H LAW OFFICE	15,379.78	12	WILLIAMSON, WV
*	CHASE JOHN K IV	15,225.91	15	MOUNDSVILLE, WV
*	RYAN KOURTNEY A & ASSOCIATES	15,071.30	13	BUCKHANNON, WV
	SIMMONS & SIMMONS LC	15,043.74	1	ELIZABETH, WV
	SAVILLE ROYCE B PLLC	14,928.80	43	ROMNEY, WV
*	CROCKETT LAW	14,752.64	13	FALLING WATERS, WV
	RESETER ANDREW TYLER	14,701.60	34	MORGANTOWN, WV
	MCGANN KIMBERLY E LAW OFFICE OF PLLC	14,650.62	31	HUNTINGTON, WV
	MARTINO GARY J	14,551.50	32	FAIRMONT, WV
*	HAYDEN & ASSOCIATES LC	14,461.32	27	BECKLEY, WV
	BLYLER HOWARD J	14,429.48	49	COWEN, WV
	GLOVER CHRISTINE L	14,399.66	4	FALLING WATERS, WV
	CICCARELLO DEL GUIDICE & LAFON	14,329.01	28	CHARLESTON, WV
*	COAL COUNTRY LAW FIRM LC	14,193.27	23	DANIELS, WV
*	JOHNSON CHARLIE	14,135.20	39	ROMNEY, WV
	SMITH RICHARD D JR LAW OFFICES OF	14,035.56	18	PARKERSBURG, WV
*	FURNER DEAN A ATTY AT LAW PLLC	13,883.20	68	PARKERSBURG, WV
	BROWN SCOTT C LAW OFFICE	13,716.99	8	WHEELING, WV
*	KITTLE LAW OFFICE PLLC	13,603.53	24	FAIRMONT, WV
	MAZE LESLIE L	13,517.50	22	ELIZABETH, WV
*	KRESCH LAW FIRM	13,423.32	14	HUNTINGTON, WV
	HAMILTON NEAL J	13,405.16	19	FAIRMONT, WV
	LOUDERBACK ROBIN R	13,386.50	8	CHARLESTON, WV
	WINTER KURT J	13,250.90	46	BURGETTSTOWN, PA
	CASEY JAMES M	13,084.15	40	POINT PLEASANT, WV
*	TACKETT MICHELLE L ATTORNEY AT LAW PLLC	13,054.41	16	HAMLIN, WV
	HART DAVID W	13,004.44	28	ELKINS, WV
	HARBOUR PAULA L PLLC	12,916.00	20	HUNTINGTON, WV
	CILIBERTI LAW OFFICE PLLC	12,897.00	20	FAYETTEVILLE, WV
*	COOKE MICHAEL P	12,737.93	57	BLUEFIELD, WV
	BUCY WINIFRED L	12,595.39	8	BECKLEY, WV
*	HALL DWIGHT R	12,377.00	22	ELKINS, WV
*	KEESEY RYAN HAMILTON	12,149.17	14	SMOOT, WV
	ESTES LISA A	11,954.68	5	HURRICANE, WV
	BROOKS JOHN B	11,627.13	12	MORGANTOWN, WV
	STEPHENS RICHARD D	11,619.09	30	MARTINSBURG, WV
*	GLASS DEFENSE FIRM	11,382.81	12	CLARKSBURG, WV
	THOMAS ZIMAROWSKI	11,368.20	40	MORGANTOWN, WV
	PENNINGTON DEANNA L	11,328.00	17	MORGANTOWN, WV
	HENDERSON HENDERSON & STAPLES LC	11,307.84	4	HUNTINGTON, WV
	STEDMAN JASON LAW OFFICES OF	10,562.09	11	MARTINSBURG, WV
*	LOCKWOOD & LOCKWOOD	10,477.28	6	HUNTINGTON, WV
*	CARDOSO LEANNE B	10,468.55	23	MORGANTOWN, WV
	KAY CASTO & CHANEY PLLC	10,431.30	3	CHARLESTON, WV
	EVANS J M LAW LLC	10,364.62	35	GALLIPOLIS, OH
	BREWER & GIGGENBACH PLLC	10,349.43	14	MORGANTOWN, WV

* - Uses Third Party Financing

**PUBLIC DEFENDER SERVICES
 APPOINTED COUNSEL FEES AND EXPENSES PAID**

FEES		(DESCENDING ORDER BY TOTAL \$)		
*	PAYEE	TOTAL \$	# OF CLAIMS	OFFICE LOCATION
	MOORE LAW FIRM PLLC	10,171.41	29	FRANKLIN, WV
*	RAY LAW PLLC	10,123.80	21	MORGANTOWN, WV
	SHARLEY MICHAEL J	10,010.36	13	WESTOVER, WV
	ORNDORFF JOSHUA W PLLC	9,993.83	29	MOOREFIELD, WV
	BRILL JONATHAN G PLLC	9,867.40	10	ROMNEY, WV
	GALL D CONRAD	9,732.96	34	FAIRMONT, WV
*	JANUTOLO THOMAS S	9,730.26	33	KEGLEY, WV
	HARWOOD JASON D	9,645.59	41	LOGAN, WV
	BIDDLE JACQUELYN STOUT	9,605.92	7	HUNTINGTON, WV
	MARCUM LAW OFFICE PLLC	9,538.42	24	WILLIAMSON, WV
	DELLIGATTI LAW PLLC	9,514.88	16	MARTINSBURG, WV
	TYREE EMBREE & ASSOCIATES PLLC	9,481.32	26	HURRICANE, WV
	RICHARDSON RICHARDSON & CAMPBELL	9,390.11	39	PARKERSBURG, WV
	MOYE LAW OFFICE	9,139.76	23	WINFIELD, WV
	LUSK & BRADFORD PLLC	8,960.50	15	BECKLEY, WV
*	ERITANO REBECCA L	8,891.52	10	BRUCETON MILLS, WV
	HATFIELD & HATFIELD PLLC	8,833.52	28	MADISON, WV
	HARSH LAW LC	8,618.63	10	WAVERLY, WV
	DYER LAW OFFICES	8,561.43	18	CLARKSBURG, WV
	LOVE JAY CARTER	8,516.00	75	HUNTINGTON, WV
	MOORE DAVID K	8,438.25	10	RIPLEY, WV
	LOGUE SEAN PLLC	8,315.19	9	CARNEGIA, PA
	BUSH FRANK P JR LAW OFFICE OF	8,293.13	16	ELKINS, WV
	BOUCHILLON CROSSAN & COLBURN LC	8,253.50	8	HUNTINGTON, WV
*	WOLFE WHITE & ASSOCIATES	8,144.74	27	LOGAN, WV
	MORAN JANE LAW OFFICES	8,129.78	12	WILLIAMSON, WV
*	JARRELL DON R LAW OFFICES OF	8,040.00	1	WAYNE, WV
*	ADAMS LAW FIRM PLLC	8,024.70	3	MARTINSBURG, WV
*	SPANO JOSEPH H JR	8,000.90	19	CHARLESTON, WV
	MILAM JAMES R II ATTORNEY AT LAW PLLC	7,926.50	29	SUMMERSVILLE, WV
	JAMES LAW FIRM	7,843.60	20	KEYSER, WV
	SPILMAN THOMAS & BATTLE PLLC	7,739.93	6	CHARLESTON, WV
	SCHARF WILLIAM H	7,639.50	16	CHARLESTON, WV
	NOONAN & NOONAN LLC	7,608.52	7	Cumberland, MD
	WINDOM LAW OFFICES PLLC	7,593.37	1	HARRISVILLE, WV
*	MIRHOSEINI DAVID ATTORNEY AT LAW	7,536.48	3	BRIDGEPORT, WV
	MCGEELAW	7,521.00	15	CHARLESTON, WV
	FRAGILE PAT C	7,324.00	11	BECKLEY, WV
	WHITE THOMAS E	7,107.63	9	MOUNDSVILLE, WV
*	DALBY NANCY A ATTY AT LAW PLLC	6,891.80	3	SHEPHERDSTOWN, WV
	MANN & MANN ATTORNEYS AT LAW	6,872.09	23	HINTON, WV
	MANCHIN INJURY LAW GROUP PLLC	6,866.50	9	FAIRMONT, WV
*	GLOVER MARK A	6,825.81	12	CHARLESTON, WV
	SIMPKINS LAW OFFICE PLLC	6,797.73	25	WILLIAMSON, WV
	WALTERS & HEISHMAN PLLC	6,701.35	17	MOOREFIELD, WV
	BOGARAD SHARON N	6,672.31	5	WEIRTON, WV
*	BLEVINS MICHAEL T	6,501.33	16	CROSS LANES, WV
	HOOSIER LAW FIRM PLLC	6,426.05	2	SCOTT DEPOT, WV
	NEWBOLD WILEY W	6,411.99	1	MORGANTOWN, WV
	SHAFER LAW OFFICES	6,253.82	15	WHEELING, WV
	PAYNE DEBBIE FLOWERS LAW OFFICE OF	6,253.54	8	CHARLES TOWN, WV
	MICHAEL DIANE D	6,122.90	3	MANNINGTON, WV
	CHRIST KATRINA M ATTORNEY AT LAW	6,095.29	20	PARKERSBURG, WV
*	FRENCH MICHAEL A	5,988.82	16	BLUEFIELD, WV
	HALL KAREN L	5,976.57	8	MORGANTOWN, WV
*	REDMAN TIFFANY D	5,962.70	3	CHARLESTON, WV
	TURNER & JOHNS PLLC	5,912.79	15	CHARLESTON, WV
	WATSON KEVIN J ATTORNEY AT LAW	5,790.99	4	MARTINSBURG, WV

* - Uses Third Party Financing

**PUBLIC DEFENDER SERVICES
 APPOINTED COUNSEL FEES AND EXPENSES PAID**

FEES		(DESCENDING ORDER BY TOTAL \$)		
*	PAYEE	TOTAL \$	# OF CLAIMS	OFFICE LOCATION
*	ESTEP & SPENIA PLLC	5,678.29	11	BARBOURSVILLE, WV
	RATLIFF & ASSOCIATES PC	5,617.66	25	CEDAR BLUFF, VA
	TROZZO LOWERY WESTON & ROCK	5,571.45	12	CUMBERLAND, MD
	WRIGHT LACY W	5,507.46	2	WELCH, WV
	POOL DELBY B & ASSOCIATES	5,363.11	1	CLARKSBURG, WV
	CLYBURN BRENT A LAW OFFICE OF	5,248.05	3	MOUNDSVILLE, WV
	BUSCH ZURBUCH & THOMPSON PLLC	5,033.82	6	ELKINS, WV
	JARRELL CYNTHIA J ATTORNEY AT LAW	4,940.75	2	DANVILLE, WV
	BUTLER JOHN M	4,883.30	1	SAINT MARYS, WV
*	ALBERTY MICHAEL C	4,701.50	4	WASHINGTON, PA
	TUCKER GREGORY A PLLC	4,553.12	15	SUMMERSVILLE, WV
	ROSENLIEB DUANE C JR	4,497.00	2	SAINT ALBANS, WV
	MCPHAIL SHARI	4,490.15	4	WHEELING, WV
	BLAIR JOHN C ATTORNEY AT LAW	4,361.91	24	HOLDEN, WV
	TISSUE PHILIP J	4,242.58	7	OAK HILL, WV
	HARRIS WILSON TURNER & DAVISSON PLLC	4,044.00	9	CLARKSBURG, WV
	COOPER CHRISTOPHER W	4,023.05	11	DAVIS, WV
*	WHITE KEITHATTORNEY AT LAW	3,944.73	6	SAINT MARYS, WV
*	BEAVERS LAW FIRM PLLC	3,921.93	8	BLUEFIELD, WV
	MALLET SHANE M LAW OFFICES	3,907.42	9	WHEELING, WV
*	MULLINS-TAYLOR MINDI M	3,866.92	23	PRINCETON, WV
	MOYE LISA M	3,859.50	3	WINFIELD, WV
*	REDMAN & PAYNE	3,759.73	4	CHARLESTON, WV
	FREDEKING & FREDEKING LAW OFFICES LC	3,737.22	6	HUNTINGTON, WV
	SUTTON & JANELLE PLLC	3,657.97	4	MARTINSBURG, WV
	HART DAVID S	3,615.83	1	CRAB ORCHARD, WV
	TRIPLETT & TRIPLETT LC	3,571.68	3	ELKINS, WV
	CLAY LAW FIRM PLLC	3,532.28	8	FAYETTEVILLE, WV
*	SCOTT JOHN A	3,503.88	15	CLARKSBURG, WV
	FINCH LAURA M ATTORNEY AT LAW	3,456.42	12	MARLINTON, WV
	BORROR LAW PLLC	3,434.41	4	MORGANTOWN, WV
	POWELL & MAJESTRO PLLC	3,356.68	10	CHARLESTON, WV
	CAMEON BRENT	3,345.44	1	FAIRMONT, WV
	POMEROY LAW OFFICE PLLC	3,224.50	1	BRIDGEPORT, WV
	KAUFMAN & MCPHERSON PLLC	3,187.64	1	BRIDGEPORT, WV
	NOONE ROBERT T	3,158.14	1	GADSDEN, AL
	SCANTLEBURY PHILLIP A	3,122.54	11	PRINCETON, WV
	FARMER CLINE & CAMPBELL PLLC	3,100.90	3	CHARLESTON, WV
	BRYAN CARSON N	3,088.35	4	CHARLESTON, WV
	SPROLES GREGORY W PLLC	3,016.63	9	SUMMERSVILLE, WV
	RADMAN SCOTT S	2,975.50	24	MORGANTOWN, WV
	STONE ROBERT C JR PLLC	2,975.08	4	MARTINSBURG, WV
	HELTZEL LAW OFFICE PLLC	2,959.47	2	BEAVER, WV
	CLARKE D RANDALL	2,938.50	2	CHARLESTON, WV
	JUDY LAW OFFICE PLLC	2,898.42	4	ELKINS, WV
	GOLDSTEIN RICHARD M	2,829.03	4	PRINCETON, WV
	RYAN WILLIAM D	2,674.21	3	ST CLAIRSVILLE, OH
*	JANUTOLO LAW PLLC	2,586.94	6	PRINCETON, WV
*	SEAY ROBERT ROCKWELL	2,569.00	3	PRINCETON, WV
*	WHITE JUSTIN LAW OFFICE OF	2,534.47	6	SPENCER, WV
	ILDERTON LAW PLLC	2,476.95	13	LOGAN, WV
	RODRIGUEZ VANESSA LYNN LAW OFFICES OF	2,470.23	10	FAIRMONT, WV
	BUCK DALE LAW OFFICE OF PLLC	2,457.79	7	MARTINSBURG, WV
	KAYSER LAYNE & CLARK PLLC	2,303.93	15	POINT PLEASANT, WV
	SHAFFER MADIA LAW PLLC	2,298.00	1	CLARKSBURG, WV
	BAUMGARTEL ROLF E	2,273.64	3	MARIETTA, OH
	ADKINS LAW OFFICE PLLC	2,051.78	1	ONA, WV
	MARTIN JAMES RUDOLPH	2,027.01	2	CHARLESTON, WV

* - Uses Third Party Financing

**PUBLIC DEFENDER SERVICES
 APPOINTED COUNSEL FEES AND EXPENSES PAID**

FEES		(DESCENDING ORDER BY TOTAL \$)		
*	PAYEE	TOTAL \$	# OF CLAIMS	OFFICE LOCATION
	HENRY REGINALD D ATTORNEY AT LAW PLLC	2,017.00	6	BECKLEY, WV
	JETT SARABETH	2,013.82	2	RAVENSWOOD, WV
	HYER & LITTLEPAGE	1,993.87	6	POINT PLEASANT, WV
	SELARIO MICHAEL D	1,974.38	8	CLARKSBURG, WV
	SNYDER SHANE LAW OFFICES OF	1,922.70	1	SAINT ALBANS, WV
*	DAVENPORT & KNIPP PLLC	1,865.78	8	WEST HAMLIN, WV
*	TAYLOR ALLISON R	1,838.78	1	FAYETTEVILLE, WV
*	CISCO ROBI	1,800.94	6	WILLIAMSON, WV
*	FUGATE LORA L	1,774.45	1	HARTS, WV
	LITCHFIELD CAVO LLP	1,762.80	3	CHICAGO, IL
*	SIKORA SNEAD PLLC	1,705.37	3	MORGANTOWN, WV
	ATKINSON & POLAK PLLC	1,703.36	3	CHARLESTON, WV
	HAMSTEAD & ASSOCIATES LC	1,679.95	1	CHARLES TOWN, WV
	BAILEY REGGIE R	1,621.36	3	PARKERSBURG, WV
	DAWSON LAW OFFICE PLLC	1,592.23	1	WHEELING, WV
	HAYHURST LAW PLLC	1,558.75	3	MORGANTOWN, WV
*	SCHAMBERGER LEGAL SERVICES	1,543.92	2	CLAY, WV
*	CONLEY LAW OFFICE PLLC	1,516.00	1	PARKERSBURG, WV
	ROHRIG FREDERICK M DEAN	1,464.16	2	MIDDLEBOURNE, WV
	FLESHMAN MARTHA J	1,452.04	1	LEWISBURG, WV
	HOOSIER DONLD ADRIAN II	1,366.10	2	SCOTT DEPOT, WV
	HENDRICKS PETER A	1,309.50	2	MADISON, WV
	SIMMERMAN LAW OFFICE PLLC	1,287.33	3	CLARKSBURG, WV
	WILLIAMS PAUL ATTORNEY AT LAW PLLC	1,280.42	2	SUMMERSVILLE, WV
	HOWLEY LOREN B	1,256.50	3	GRANTSVILLE, WV
	MULLENS & MULLENS PLLC	1,215.71	8	PHILIPPI, WV
	HILL SUSIE ATTORNEY AT LAW PLLC	1,176.96	1	CROSS LANES, WV
	ROBEYJ LAW PLLC	1,090.00	6	BRIDGEPORT, WV
	HUNTER J BURTON III & ASSOCIATES PLLC	1,007.54	1	BUCKHANNON, WV
*	WINTERS J MINGO ATTORNEY AT LAW PLLC	950.00	2	BECKLEY, WV
*	WEESE TRACY	932.15	1	SHEPHERDSTOWN, WV
	REGULA RAE LYNN	912.04	1	BROWNFIELD, PA
	SKEEN KENNAD LEE	889.50	4	RIPLEY, WV
	ESTEP & SHAFFER LC	815.59	1	KINGWOOD, WV
	JOHNSTON BRENDA	750.00	1	WINCHESTER, VA
*	PRICE LOUIE T	745.00	1	CHARLESTON, WV
	OLCOTT LAW OFFICE	737.24	2	CHARLESTON, WV
	WARD LAW OFFICES PLLC	680.98	1	BECKLEY, WV
	MORELAND STEPHEN W	663.50	5	ROMNEY, WV
	SWEENEY LAVERNE	662.42	1	GRAFTON, WV
	CRANSTON & EDWARDS PLLC	649.55	2	MORGANTOWN, WV
	LORD HOOSIER PLLC	639.00	2	CHARLESTON, WV
	STAGGERS & STAGGERS	632.04	1	KEYSER, WV
*	MILLER JOSHUA J ATTORNEY AT LAW PLLC	608.89	1	BECKLEY, WV
	SMITH GREG K LAW OFFICES OF	555.69	2	WILLIAMSON, WV
*	WILLIAMS DEAN E	552.27	2	GLEN DALE, WV
	SUPPLE LAW OFFICES PLLC	532.50	3	POINT PLEASANT, WV
	FRALEY LEGAL SERVICES	368.06	1	REEDSVILLE, WV
*	PRITT ALAN L	319.00	1	CHARLESTON, WV
	FAST LAW OFFICE LC	286.99	1	FAYETTEVILLE, WV
	HUNTER STEVE ASSOCIATES LC	285.50	1	LEWISBURG, WV
	CASELL & PRINZ PLLC	280.50	1	CHARLES TOWN, WV
	WLO MANAGEMENT LLC	210.00	1	HUNTINGTON, WV
	MCCAMIC SACCO & MCCOID PLLC	180.00	1	WHEELING, WV
	BARRAT ROBERT E	162.73	1	MARTINSBURG, WV
	GIGGENBACH FRED J	135.55	1	CHARLESTON, WV
	APPOINTED COUNSEL VOUCHERS	21,927,439.86	33,699	

* - Uses Third Party Financing

**PUBLIC DEFENDER SERVICES
 APPOINTED COUNSEL FEES AND EXPENSES PAID**

DIRECT EXPENSE VOUCHERS (DESCENDING ORDER BY TOTAL \$)				
*	PAYEE	TOTAL \$	# OF CLAIMS	OFFICE LOCATION
	WOODS INVESTIGATIONS	44,501.47	25	BECKLEY, WV
	FORENSIC PSYCHIATRY PLLC	30,579.58	18	HUNTINGTON, WV
	COOK SERVICES & INVESTIGATIONS	29,663.69	10	LOST RIVER, WV
	COOPERS INVESTIGATIVE AGENCY	29,159.35	17	BRIDGEPORT, WV
*	CABELLS PRIVATE INVESTIGATION	28,318.64	47	CABIN CREEK, WV
	PATE PHILIP E PHD	25,038.56	8	WINCHESTER, VA
*	MORRISON STEPHEN PRIVATE INVESTIGATIONS	19,816.35	16	HUNTINGTON, WV
	TASA GROUP INC	19,301.00	5	BLUE BELL, PA
	VAUGHAN INVESTIGATIONS	16,996.13	31	BRADLEY, WV
	APPLIED DNA RESOURCES	16,894.92	4	COLUMBUS, OH
	TRAINOR GREGORY E MA & ASSOC	16,057.50	8	MORGANTOWN, WV
*	BREWSTER INVESTIGATIONS	14,516.69	16	RODERFIELD, WV
	EASTERN PSYCHOLOGICAL SERVICES INC	14,501.50	10	ROMNEY, WV
	OBRYAN INVESTIGATIONS LLC	12,735.60	28	CHARLESTON, WV
	PATE PHILIP E	12,687.50	4	WINCHESTER, VA
	CORNELL INVESTIGATIONS	12,668.35	39	HARRISVILLE, WV
	KRADEL PAUL F	12,337.50	2	SHEPHERDSTOWN, WV
	TORSNEY JACK R	12,200.54	5	MORGANTOWN, WV
*	CONFIDENTIAL INVESTIGATIONS & SERVICES	11,778.23	27	SAINT LOUIS, MO
	FREMOUW SIGLEY PSYCHOLOGICAL ASSOC PLLC	11,025.00	6	MORGANTOWN, WV
	PSYCHOLOGICAL CONSULTING INC	10,662.50	7	MARTINSBURG, WV
*	BUZZO BILL J	10,129.15	13	BLUEFIELD, WV
	TRI S INVESTIGATIONS INC	9,316.31	17	PARKERSBURG, WV
	SOLID ROCK INVESTIGATIONS LLC	9,151.68	21	RED HOUSE, WV
	FABIAN JOHN MATTHEW PSY D JD LLC	8,841.74	1	AUSTIN, TX
	MORTON PAUL B	8,311.68	14	WAVERLY, WV
	SHAKER ADEL	8,250.00	1	HUNTSVILLE, AL
	STREYLE INVESTIGATIVE SERVICES LLC	7,521.79	4	FAIRMONT, WV
	MCNAUGHT JANE K PHD	7,151.95	1	EDINA, MN
	FISCHER KARLA A	7,031.25	1	CHAMPAIGN, IL
	BIVARUS INC	7,000.00	1	DURHAM, NC
	PETERS LARRY A INC	6,802.33	5	WINCHESTER, VA
	CLARK MARIA K	6,512.33	3	BURLINGTON, WV
	HARLOW STACY LLC	5,088.40	37	FAIRMONT, WV
	GUARDIAN FORENSIC SCIENCES LLC	5,085.00	2	ABINGTON, PA
	KNOX & ASSOCIATES LLC	5,067.98	2	JACKSONVILLE, FL
	MV ENGINEERING COMPANY	5,043.82	1	CINCINNATI, OH
	ROLOFF DIGITAL FORENSICS	4,445.00	1	SPOKANE, WA
	CLAYMAN & ASSOCIATES PLLC	4,370.00	2	CHARLESTON, WV
*	CAPITOL CITY INVESTIGATIONS LLC	4,319.30	5	CHARLESTON, WV
	LAUREL RIDGE PSYCHOLOGICAL ASSOCIATES LLC	4,175.00	2	PRINCETON, WV
	DNA DIAGNOSTICS CENTER INC	4,010.00	1	FAIRFIELD, OH
	MCCOY BILLY PRIVATE INVESTIGATIONS	3,939.40	7	SOUTH WILLIAMSON, KY
	WRIGHT FRANKLIN DONALD	3,700.00	1	CINCINNATI, OH
	MOUNTAIN STATE PSYCHOLOGICAL SERVICES PLLC	3,302.16	2	KEYSER, WV
	GUARDIAN DIGITAL FORENSICS	3,197.26	1	MORRISVILLE, NC
	COOK INVESTIGATION SERVICE INC	3,169.00	1	HUNTINGTON, WV
	LAWSON SHERRY M	3,150.45	3	CHARLESTON, WV
	BONAZZO PRIVATE INVESTIGATIONS	2,734.13	3	GASSAWAY, WV
	TANK INVESTIGATIVE AGENCY	2,605.74	2	LUMBERPORT, WV
	FLOOD MARK R	2,503.25	1	REYNOLDSVILLE, WV
	CAL III ENTERPRISES LLC	2,493.75	1	EWING, NJ
	MOORE INVESTIGATION & SECURITY AGENCY LLC	2,450.83	1	PEYTONA, WV
	VINCENT SHARON L	2,323.30	6	FAIRMONT, WV
	BETLERS REPORTING & LEGAL VIDEO SERVICES LLC	2,279.20	4	HUNTINGTON, WV
	NATIONAL MEDICAL SERVICES INC	2,229.00	1	PHILADELPHIA, PA
	AMP PARALEGAL & INVESTIGATIVE SERVICES	2,118.07	1	PORT ST LUCIE, FL
	TONG DEAN	2,000.00	1	BRANDON, FL

* - Uses Third Party Financing

**PUBLIC DEFENDER SERVICES
 APPOINTED COUNSEL FEES AND EXPENSES PAID**

DIRECT EXPENSE VOUCHERS (DESCENDING ORDER BY TOTAL \$)				
*	PAYEE	TOTAL \$	# OF CLAIMS	OFFICE LOCATION
	SECOND CREEK TECHNOLOGIES LLC	1,956.98	2	BABOURSVILLE, WV
	STEVENS PRIVATE INVESTIGATIONS & SECURITY	1,950.00	2	LENORE, WV
	DIGITAL FORENSIC INVESTIGATIONS LLC	1,931.00	1	MORGANTOWN, WV
	BEHAVIORAL SCIENCE ASSOCIATES INC	1,900.00	1	WHEELING, WV
	WISE WOODRUFF INVESTIGATIVE SERVICES ETC INC	1,893.82	1	WALTERSBURG, PA
	MARANATHA PROFESSIONAL SERVICES LLC	1,883.00	1	DANIELS, WV
	HUDSON CLIFTON R PHD	1,700.00	2	CHARLESTON, WV
	MCCLELLAND SERVICES LLC	1,649.62	3	SHADY SPRINGS, WV
	BELHASSEN PROOF AND SCOPE	1,574.10	1	PAINTSVILLE, KY
*	JONES INVESTIGATIONS	1,563.06	3	BLUEFIELD, WV
	JARRELL NANCY S	1,551.55	2	PARKERSBURG, WV
	JOHNSTON BRENDA	1,500.00	2	WINCHESTER, VA
	KISSINGER DONALD	1,500.00	1	WEIRTON, WV
	RAYL JESSIE L	1,500.00	1	MARTINSBURG, WV
	KLM INVESTIGATIONS	1,491.95	4	WILLIAMSTOWN, WV
	MOUNTAIN STATE INVESTIGATIONS	1,437.51	1	LEWISBURG, WV
	WINDOM DEBRA M	1,326.50	6	HARRISVILLE, WV
	UNITED SUMMIT CENTER INC	1,260.14	3	CLARKSBURG, WV
	LEGAL SCIENCE	1,250.00	1	CHARLESTON, WV
	BURGOYNE THOMAS INVESTIGATIONS	1,225.00	1	WHEELING, WV
	SAAR PSYCHOLOGICAL GROUP PLLC	1,200.00	2	SOUTH CHARLESTON, WV
	ARTHUR DEBRA R	1,120.35	1	COLLIERS, WV
	SPAULDING PSYCHOLOGICAL SERVICES PLLC	1,100.00	2	HARRISVILLE, WV
	CHARLESTON AREA MEDICAL CENTER	1,050.00	1	CHARLESTON, WV
	VERIFY LLC	1,000.50	1	KINGWOOD, WV
	OWENS ANNE R	954.80	3	LEWISBURG, WV
	SHERMAN LAWRENCE E JR LC	924.00	1	ROMNEY, WV
	J AND M PRINTING INC	908.73	1	HUNTINGTON, WV
	MOUNTAINEER PSYCHOLOGICAL SERVICES PLLC	850.00	1	MORGANTOWN, WV
	BROWN PEGGY S	762.60	1	BECKLEY, WV
	CAMPBELL JANETTE M	752.80	2	SUTTON, WV
	BAKER LYNDE G	714.20	2	VIENNA, WV
	HICKMAN SANDRA L	693.00	3	WAVERLY, WV
	JIVIDEN COURT REPORTING	674.35	2	POCA, WV
	CHANDLER MARCIA L	646.80	1	GREENCASTLE, PA
*	INVESTIGATIVE ASSOCIATES INC	633.81	1	PARKERSBURG, WV
	BLOSSER JULIE A	565.95	3	MORGANTOWN, WV
	PRIME COPY PLUS	496.82	1	HUNTINGTON, WV
	CIOX HEALTH LLC	494.77	1	ATLANTA, GA
	MASON CO INVESTIGATIONS	466.50	1	POINT PLEASANT, WV
	POTOMAC HIGHLANDS MENTAL HEALTH GUILD INC	450.00	1	PETERSBURG, WV
	SUTPHIN CYNTHIA A	439.50	4	VIENNA, WV
	MCMILLEN SHARON G MA PSYCHOLOGIST INC	350.00	1	KINGWOOD, WV
	HAMNER PSYCHOLOGICAL SERVICES	250.00	1	BRIDGEPORT, WV
	PELTZ MARKEET A	219.45	1	BELLE VERNON, PA
	MOUNTAIN STATE REPORTING	216.00	1	MORGANTOWN, WV
	REALTIME REPORTERS LLC	209.10	1	CHARLESTON, WV
	ELSS EXECUTIVE REPORTING LLC	208.80	1	HAGERSTOWN, MD
	EASTERN PANHANDLE INVESTIGATIONS	205.65	1	CHARLES TOWN, WV
	HARE CARLA R	191.35	1	ROWLESBURG, WV
	PATTERSON REPORTING	175.68	1	HARPERS FERRY, WV
	KOCHER HOLLY A	173.25	1	NEW MARTINSVILLE, WV
	MILLER-MAIRS DONNA KAY	127.05	1	SISSONVILLE, WV
	SLAYDEN CATHERINE A	111.65	1	MARTINSBURG, WV
	BERKHOUSE JOHN T	40.00	1	CROSS LANES, WV
	DIRECT EXPENSE VOUCHERS	634,682.54	592	

* - Uses Third Party Financing

**PUBLIC DEFENDER SERVICES
 APPOINTED COUNSEL FEES AND EXPENSES PAID**

ROJAS (DESCENDING ORDER BY TOTAL \$)				
*	PAYEE	TOTAL \$	# OF CLAIMS	OFFICE LOCATION
	MACKENZIE GROUP LLC	10,513.20	1	SEARCY, AR
	MCNEER HIGHLAND MCMUNN & VARNER LC	7,767.98	1	CLARKSBURG, WV
	BOYD FORENSIC PSYCHOLOGY SERVICES LLC	5,965.00	1	MERRIFIELD, VA
	KRADEL PAUL F	2,668.75	1	SHEPHERDSTOWN, WV
	PATE PHILIP EPHD	2,062.50	1	WINCHESTER, VA
	FREMOUW SIGLEY PSYCHOLOGICAL ASSOC PLLC	1,800.00	1	MORGANTOWN, WV
	GINGER AVOCADO CONSULTANTS	1,750.00	1	BALTIMORE, MD
	MONSON KENNETH L	775.00	1	SALT LAKE CITY, UT
*	SAL SELLARO THORN CULPEPPER LEGAL GROUP PLLC	624.00	1	MORGANTOWN, WV
	HERRON-RICE TRACY P	227.15	1	MARTINSBURG, WV
	ROJAS VOUCHERS	34,153.58	10	

* - Uses Third Party Financing

**PUBLIC DEFENDER SERVICES
 APPOINTED COUNSEL FEES AND EXPENSES PAID**

FEES		(ALPHABETICAL ORDER)		
*	PAYEE	TOTAL \$	# OF CLAIMS	OFFICE LOCATION
*	ADAMS LAW FIRM PLLC	8,024.70	3	MARTINSBURG, WV
	ADAMS LEGAL GROUP PLLC	16,835.68	18	DELLSLOW, WV
	ADKINS LAW OFFICE PLLC	2,051.78	1	ONA, WV
*	AHLBORN COURTNEY L LAW OFFICE OF PLLC	111,660.53	203	PARKERSBURG, WV
*	ALBERTY MICHAEL C	4,701.50	4	WASHINGTON, PA
*	ALLENDER LAW OFFICE PLLC	131,003.02	83	KINGWOOD, WV
*	ANDERSON ERIC B PLLC	101,864.39	172	HUNTINGTON, WV
*	ANDERSON JOHN CLARK	67,264.46	75	LEWISBURG, WV
	ANTOLINI KRISTEN D	73,644.96	117	MORGANTOWN, WV
*	APPALACHIAN LAW PLLC	58,165.41	46	MOUNDSVILLE, WV
	ARNOLD & BAILEY PLLC	35,370.87	47	CHARLES TOWN, WV
*	ASBURY LAW OFFICE PLLC	44,061.43	21	CLAY, WV
	ASH SCOTT A	16,528.91	17	ATHENS, WV
	ASHTON & CRAWLEY WOODS PLLC	97,340.22	66	MARTINSBURG, WV
	ATKINSON & POLAK PLLC	1,703.36	3	CHARLESTON, WV
*	BAILEY & HOWARD PLLC	37,445.29	41	BARBOURSVILLE, WV
*	BAILEY BRIAN W	87,991.81	140	BUCKHANNON, WV
*	BAILEY DENNIS R	78,611.20	128	CHARLESTON, WV
	BAILEY JAVINS & CARTER LC	28,676.29	16	SUMMERSVILLE, WV
*	BAILEY LEGAL SERVICES PLLC	26,800.95	34	BARBOURSVILLE, WV
	BAILEY REGGIE R	1,621.36	3	PARKERSBURG, WV
	BAKER & HONAKER PLLC	64,057.15	110	RIPLEY, WV
*	BALDWIN LAW OFFICE PLLC	15,734.43	26	BLUEFIELD, WV
	BALL GREGORY K	22,860.66	39	PRINCETON, WV
	BARNETT KENNETH J LC	18,534.85	24	SUMMERSVILLE, WV
	BARNEY LAW PLLC	28,555.90	85	HURRICANE, WV
	BARRAT ROBERT E	162.73	1	MARTINSBURG, WV
	BAUMGARTEL ROLF E	2,273.64	3	MARIETTA, OH
	BAYLISS SHAWN D	35,913.23	33	HURRICANE, WV
	BEAN & BEAN	32,429.65	57	MOOREFIELD, WV
*	BEAVERS LAW FIRM PLLC	3,921.93	8	BLUEFIELD, WV
*	BELL SIDNEY H	58,089.06	79	BEAVER, WV
	BELLOMY TURNER & BARTRAM LC	77,084.29	267	HUNTINGTON, WV
	BIDDLE JACQUELYN STOUT	9,605.92	7	HUNTINGTON, WV
	BISCHOFF LAW FIRM PLLC	83,258.03	106	SUMMERSVILLE, WV
*	BLACKWATER LAW PLLC	84,172.28	53	KINGWOOD, WV
*	BLAIR JERRY	45,613.21	64	HOLDEN, WV
	BLAIR JOHN C ATTORNEY AT LAW	4,361.91	24	HOLDEN, WV
	BLAIR LAW FIRM PLLC	29,906.63	52	HURRICANE, WV
*	BLEVINS MICHAEL T	6,501.33	16	CROSS LANES, WV
	BLYLER HOWARD J	14,429.48	49	COWEN, WV
	BOGARAD SHARON N	6,672.31	5	WEIRTON, WV
	BORROR LAW PLLC	3,434.41	4	MORGANTOWN, WV
	BOTTNER & SKILLMAN	35,278.26	62	CHARLES TOWN, WV
	BOUCHILLON CROSSAN & COLBURN LC	8,253.50	8	HUNTINGTON, WV
	BOWEN LAW OFFICE PLLC	45,188.73	134	WEST HAMLIN, WV
	BOWERS & BOWERS PLLC	30,527.25	59	FRANKLIN, WV
*	BRAGG STEVEN M LAW OFFICE OF PLLC	58,428.84	105	BARBOURSVILLE, WV
*	BRAMBLE LAW FIRM	64,510.91	100	CHARLESTON, WV
	BREWER & GIGGENBACH PLLC	10,349.43	14	MORGANTOWN, WV
	BRILL JONATHAN G PLLC	9,867.40	10	ROMNEY, WV
*	BRISCOE L SCOTT	76,680.11	227	DANVILLE, WV
*	BROCK MATTHEW C	42,639.88	43	MORGANTOWN, WV
	BROOKS JOHN B	11,627.13	12	MORGANTOWN, WV
	BROWN SCOTT C LAW OFFICE	13,716.99	8	WHEELING, WV
	BRYAN CARSON N	3,088.35	4	CHARLESTON, WV
*	BRYANT CARL P	43,425.01	115	SAINT MARYS, WV
	BUCK DALE LAW OFFICE OF PLLC	2,457.79	7	MARTINSBURG, WV

* - Uses Third Party Financing

**PUBLIC DEFENDER SERVICES
 APPOINTED COUNSEL FEES AND EXPENSES PAID**

FEES		(ALPHABETICAL ORDER)		
*	PAYEE	TOTAL \$	# OF CLAIMS	OFFICE LOCATION
	BUCY WINIFRED L	12,595.39	8	BECKLEY, WV
*	BULLMAN & BULLMAN	103,002.18	150	CHARLESTON, WV
*	BURTON KILGORE & BALDWIN PLLC	29,853.98	32	PRINCETON, WV
*	BURTON LAW OFFICE	43,009.39	27	MORGANTOWN, WV
	BUSCH ZURBUCH & THOMPSON PLLC	5,033.82	6	ELKINS, WV
	BUSH FRANK P JR LAW OFFICE OF	8,293.13	16	ELKINS, WV
	BUTLER JOHN M	4,883.30	1	SAINT MARYS, WV
	CALLAGHAN & CALLAGHAN PLLC	23,408.74	17	SUMMERSVILLE, WV
	CAMEON BRENT	3,345.44	1	FAIRMONT, WV
*	CAMPBELL & SMITH PLLC	69,743.92	116	CHARLESTON, WV
	CAMPBELL WOODS PLLC	24,159.32	16	HUNTINGTON, WV
*	CARDOSO LEANNE B	10,468.55	23	MORGANTOWN, WV
	CAREY JAMES T	94,181.04	175	WEIRTON, WV
	CARLTON ROBERT H LAW OFFICE	15,379.78	12	WILLIAMSON, WV
*	CARY LAW OFFICE PLLC	29,370.76	174	CHARLESTON, WV
	CASEY JAMES M	13,084.15	40	POINT PLEASANT, WV
	CASSELL & CREWE PC	38,474.00	56	WYTHEVILLE, VA
	CASSELL & PRINZ PLLC	280.50	1	CHARLES TOWN, WV
	CASSIDY COGAN SHAPELL & VOEGELIN LC	24,452.90	3	WHEELING, WV
*	CHAPMAN LAW PLLC	17,707.48	32	DUNBAR, WV
*	CHASE JOHN K IV	15,225.91	15	MOUNDSVILLE, WV
*	CHATTIN ANDREW B	105,657.68	121	CHARLESTON, WV
*	CHILDERS SHARON K	125,926.27	104	CHARLESTON, WV
*	CHILDLAW SERVICES INC	166,073.87	108	PRINCETON, WV
	CHRIST KATRINA M ATTORNEY AT LAW	6,095.29	20	PARKERSBURG, WV
	CICCARELLO DEL GUIDICE & LAFON	14,329.01	28	CHARLESTON, WV
	CILIBERTI LAW OFFICE PLLC	12,897.00	20	FAYETTEVILLE, WV
*	CISCO ROBI	1,800.94	6	WILLIAMSON, WV
*	CISCO-STURGELL KATHRYN	21,726.50	16	WILLIAMSON, WV
	CLARKE D RANDALL	2,938.50	2	CHARLESTON, WV
	CLAY LAW FIRM PLLC	3,532.28	8	FAYETTEVILLE, WV
	CLINE COLIN M ATTY AT LAW	36,822.78	42	PRINCETON, WV
*	CLINE TENISHA DAWN	30,379.50	75	BAISDEN, WV
	CLYBURN BRENT A LAW OFFICE OF	5,248.05	3	MOUNDSVILLE, WV
*	COAL COUNTRY LAW FIRM LC	14,193.27	23	DANIELS, WV
	COLLEEN MICHELLE BROWN-BAILEY	29,320.05	24	BECKLEY, WV
*	COLLINS LAW OFFICE PLLC	41,324.00	89	CHARLESTON, WV
*	COLVIN NICHOLAS FORREST LAW OFFICE OF ESQ PLLC	27,866.06	20	MARTINSBURG, WV
	CONAWAY & CONAWAY	28,109.12	62	MADISON, WV
*	CONLEY LAW OFFICE PLLC	1,516.00	1	PARKERSBURG, WV
*	CONRAD & CONRAD	36,690.48	59	FAYETTEVILLE, WV
*	CONWAY LAW OFFICE	33,404.78	62	HUNTINGTON, WV
*	COOK LAW OFFICES PLLC	26,448.42	50	BARBOURSVILLE, WV
*	COOKE MICHAEL P	12,737.93	57	BLUEFIELD, WV
	COOPER CHRISTOPHER W	4,023.05	11	DAVIS, WV
	COREY DANIEL S	101,329.40	91	POCA, WV
*	CORNETTE LAW PLLC	68,040.23	61	WESTON, WV
	COURTRIGHT LAW OFFICES PLLC	105,393.81	172	HURRICANE, WV
	CRANSTON & EDWARDS PLLC	649.55	2	MORGANTOWN, WV
*	CROCKETT LAW	14,752.64	13	FALLING WATERS, WV
	CURRY AMOS & ASSOCIATES LC	27,158.73	19	FAIRMONT, WV
*	CWV LEGAL SERVICES	51,531.64	38	BUCKHANNON, WV
*	DALBY NANCY A ATTY AT LAW PLLC	6,891.80	3	SHEPHERDSTOWN, WV
*	DAVENPORT & KNIPP PLLC	1,865.78	8	WEST HAMLIN, WV
*	DAVIS GREGG PHILLIP	152,993.49	252	ARTHURDALE, WV
*	DAVIS JEFFERY A	133,970.93	134	CLAY, WV
*	DAVIS KEVIN P	61,594.32	168	CHARLESTON, WV
	DAVIS R STEPHEN	31,015.87	13	BECKLEY, WV

* - Uses Third Party Financing

**PUBLIC DEFENDER SERVICES
 APPOINTED COUNSEL FEES AND EXPENSES PAID**

FEES		(ALPHABETICAL ORDER)		
*	PAYEE	TOTAL \$	# OF CLAIMS	OFFICE LOCATION
	DAWSON & MEADOWS LTD	49,743.76	61	HUNTINGTON, WV
	DAWSON LAW OFFICE PLLC	1,592.23	1	WHEELING, WV
*	DEAN LAW OFFICES PLLC	52,931.38	96	SAINT ALBANS, WV
	DELLIGATTI LAW PLLC	9,514.88	16	MARTINSBURG, WV
*	DEMOSS DAVID B	46,627.96	88	FAIRMONT, WV
	DIEHL LAW PLLC	16,698.84	8	MARTINSBURG, WV
*	DILLON WELLS H	97,326.83	81	PARKERSBURG, WV
*	DINARDI PETER D	59,802.45	47	MORGANTOWN, WV
*	DOLANCE JACK C PLLC	34,661.06	26	WAYNE, WV
	DONADIEU MICHAEL R	17,359.31	12	WINCHESTER, VA
	DONEGHY BRENDAN	16,132.04	21	CHARLESTON, WV
	DOUGLASS ERNEST M	66,180.49	110	PARKERSBURG, WV
	DUNLAP ROBERT ESQ PLLC	121,985.46	127	BECKLEY, WV
	DYE JEFFREY O II LAW OFFICE OF PLLC	21,927.53	33	PARKERSBURG, WV
	DYER LAW OFFICES	8,561.43	18	CLARKSBURG, WV
*	EACHUS MICHAEL N	18,172.72	36	GALLIPOLIS, OH
	EASTON BRENT ATTORNEY AT LAW PLLC	59,691.34	93	DAVIS, WV
*	EDMOND & BAUM PLLC	73,324.18	100	WHEELING, WV
	ERHARD CRAIG P LAW OFFICES OF PLLC	41,756.54	91	FAIRMONT, WV
*	ERITANO REBECCA L	8,891.52	10	BRUCETON MILLS, WV
	ESCUE LAW OFFICE	79,386.58	150	HURRICANE, WV
	ESTEP & SHAFFER LC	815.59	1	KINGWOOD, WV
*	ESTEP & SPENIA PLLC	5,678.29	11	BARBOURSVILLE, WV
*	ESTEP LAW OFFICE PLLC	54,889.23	92	SAINT JOHN, IN
	ESTES LISA A	11,954.68	5	HURRICANE, WV
	EVANS J M LAW LLC	10,364.62	35	GALLIPOLIS, OH
*	EVANS THOMAS HANNA PLLC	172,014.77	183	OCEANA, WV
*	FAERBER KRISTOPHER	79,622.10	63	LEWISBURG, WV
	FAIR MATTHEW HALL ATTORNEY AT LAW	57,652.78	141	ELKINS, WV
	FARMER CLINE & CAMPBELL PLLC	3,100.90	3	CHARLESTON, WV
	FARNSWORTH LAW OFFICE	21,468.70	28	PARKERSBURG, WV
	FAST LAW OFFICE LC	286.99	1	FAYETTEVILLE, WV
	FINCH LAURA M ATTORNEY AT LAW	3,456.42	12	MARLINTON, WV
*	FITTRO JONATHAN	64,473.14	60	CLARKSBURG, WV
*	FLANIGAN LAW OFFICE	28,000.35	88	PRINCETON, WV
	FLESHMAN MARTHA J	1,452.04	1	LEWISBURG, WV
*	FLINCHUM LAW	83,609.98	88	PRINCETON, WV
*	FOLICKMAN & TURKETT LAW OFFICE OF PLLC	65,675.45	199	FAIRMONT, WV
	FORBES LAW OFFICES PLLC	71,394.21	80	CHARLESTON, WV
	FRAGILE PAT C	7,324.00	11	BECKLEY, WV
	FRALEY LEGAL SERVICES	368.06	1	REEDSVILLE, WV
	FRAME JARED S ATTORNEY AT LAW PLLC	63,779.06	79	SUTTON, WV
*	FRANCIS ERIC M	45,909.27	37	LEWISBURG, WV
	FREDEKING & FREDEKING LAW OFFICES LC	3,737.22	6	HUNTINGTON, WV
*	FREEMAN LAW OFFICES	50,631.83	107	CHARLESTON, WV
*	FRENCH ELIZABETH A	172,376.47	462	PRINCETON, WV
*	FRENCH MICHAEL A	5,988.82	16	BLUEFIELD, WV
*	FROBLE MICHAEL E	27,382.07	25	BECKLEY, WV
*	FUGATE LORA L	1,774.45	1	HARTS, WV
*	FURNER DEAN A ATTY AT LAW PLLC	13,883.20	68	PARKERSBURG, WV
*	GAIN LAW OFFICES	74,862.75	138	BRIDGEPORT, WV
	GALL D CONRAD	9,732.96	34	FAIRMONT, WV
	GARRETT & GARRETT	136,156.98	176	MOOREFIELD, WV
*	GARVIN LAW PLLC	129,860.96	90	NUTTER FORT, WV
	GEARY & GEARY LC	30,775.80	41	PETERSBURG, WV
	GENTILOZZI & ASSOCIATES	80,746.23	148	CLARKSBURG, WV
*	GERLACH LAW	19,840.50	23	WAYNE, WV
	GIANOLA BARNUM BECHTEL & JECKLIN LC	46,741.90	48	MORGANTOWN, WV

* - Uses Third Party Financing

**PUBLIC DEFENDER SERVICES
 APPOINTED COUNSEL FEES AND EXPENSES PAID**

FEES		(ALPHABETICAL ORDER)		
*	PAYEE	TOTAL \$	# OF CLAIMS	OFFICE LOCATION
	GIGGENBACH FRED J	135.55	1	CHARLESTON, WV
*	GLASS DEFENSE FIRM	11,382.81	12	CLARKSBURG, WV
	GLOVER CHRISTINE L	14,399.66	4	FALLING WATERS, WV
*	GLOVER MARK A	6,825.81	12	CHARLESTON, WV
	GOLDSTEIN RICHARD M	2,829.03	4	PRINCETON, WV
	GREEN LISA A LAW OFFICE OF	50,177.70	33	SHEPHERDSTOWN, WV
	GREER LAW OFFICES PLLC	38,007.56	42	CLARKSBURG, WV
	GREGORY BETTY SUE CLARK	16,990.21	30	GRANTSVILLE, WV
	GREGORY G MICHAEL	82,378.42	222	FAIRMONT, WV
	GREGORY J LAW FIRM LC	29,589.72	40	OAKLAND, MD
	GREINER & CYRUS LC	26,734.29	26	HUNTINGTON, WV
	GRINDO DANIEL R LAW OFFICE OF PLLC	17,956.91	18	GASSAWAY, WV
*	GRUNAU DAVID M	17,934.25	20	MORGANTOWN, WV
*	GUNN ERICA BRANNON ATTY AT LAW PLLC	103,495.70	529	SPENCER, WV
	GUNNOE LAW OFFICE	55,481.86	81	HINTON, WV
	GUTMANN RICHARD M LC	38,686.67	72	MORGANTOWN, WV
*	HAGER & LAWSON PLLC	164,599.61	306	PRINCETON, WV
*	HALL DWIGHT R	12,377.00	22	ELKINS, WV
	HALL KAREN L	5,976.57	8	MORGANTOWN, WV
	HAMILTON CHARLES R	85,560.42	179	CHARLESTON, WV
	HAMILTON NEAL J	13,405.16	19	FAIRMONT, WV
	HAMSTEAD & ASSOCIATES LC	1,679.95	1	CHARLES TOWN, WV
	HANDLEY & HUNT PLLC	55,713.53	120	POINT PLEASANT, WV
	HARBOUR PAULA L PLLC	12,916.00	20	HUNTINGTON, WV
*	HARMAN MARLA ZELENE	70,224.37	44	FRANKLIN, WV
	HARPER SETH LAW OFFICE OF PLLC	19,245.08	16	RIPLEY, WV
	HARRIS WILSON TURNER & DAVISSON PLLC	4,044.00	9	CLARKSBURG, WV
	HARSH LAW LC	8,618.63	10	WAVERLY, WV
	HART DAVID S	3,615.83	1	CRAB ORCHARD, WV
	HART DAVID W	13,004.44	28	ELKINS, WV
*	HARVEY & JANUTOLO	127,809.06	146	BLUEFIELD, WV
	HARWOOD JASON D	9,645.59	41	LOGAN, WV
	HATFIELD & HATFIELD PLLC	8,833.52	28	MADISON, WV
	HATFIELD KAREN S	29,111.74	40	GILBERT, WV
*	HATFIELD KAREN S LAW OFFICE OF PLLC	64,375.60	82	GILBERT, WV
	HAWKINS JAMES E JR	76,356.42	156	BUCKHANNON, WV
*	HAYDEN & ASSOCIATES LC	14,461.32	27	BECKLEY, WV
	HAYHURST LAW PLLC	1,558.75	3	MORGANTOWN, WV
	HAYNIE BELINDA A	55,120.78	44	MORGANTOWN, WV
	HEDGES & LYONS PLLC	26,216.08	32	MORGANTOWN, WV
	HELTZEL LAW OFFICE PLLC	2,959.47	2	BEAVER, WV
	HENDERSON HENDERSON & STAPLES LC	11,307.84	4	HUNTINGTON, WV
	HENDRICKS PETER A	1,309.50	2	MADISON, WV
	HENRY REGINALD D ATTORNEY AT LAW PLLC	2,017.00	6	BECKLEY, WV
	HILL DAVID L	16,644.77	44	HURRICANE, WV
*	HILL JOHNSON LAW PLLC	16,467.37	16	BELINGTON, WV
	HILL SUSIE ATTORNEY AT LAW PLLC	1,176.96	1	CROSS LANES, WV
	HINKLE BRYAN S	29,999.00	54	BUCKHANNON, WV
*	HIVELY HERBERT L	105,457.11	311	CHARLESTON, WV
	HOBBS MARK E	22,997.50	14	CHAPMANVILLE, WV
*	HOLLANDSWORTH RICHARD W	42,461.55	43	WHEELING, WV
*	HOLLY W HINERMAN HOLLY W	103,894.27	170	PENTRESS, WV
*	HOLROYD FRED F	52,116.02	114	CHARLESTON, WV
*	HOLSTEIN LAW OFFICE	46,925.49	82	HURRICANE, WV
	HOOSIER DONLD ADRIAN II	1,366.10	2	SCOTT DEPOT, WV
	HOOSIER LAW FIRM PLLC	6,426.05	2	SCOTT DEPOT, WV
	HOUCK G TODD ATTORNEY AT LAW LC	64,176.57	100	MULLENS, WV
	HOWLEY LOREN B	1,256.50	3	GRANTSVILLE, WV

* - Uses Third Party Financing

**PUBLIC DEFENDER SERVICES
 APPOINTED COUNSEL FEES AND EXPENSES PAID**

FEES (ALPHABETICAL ORDER)				
*	PAYEE	TOTAL \$	# OF CLAIMS	OFFICE LOCATION
	HUFFMAN WILLIAM O	47,164.11	70	PRINCETON, WV
	HUGHART LAW OFFICE	102,170.69	133	SISSONVILLE, WV
*	HUMBERSON DON A	39,103.19	20	WEIRTON, WV
	HUMPHREY & RIST	22,912.58	32	SAN DIEGO, CA
	HUNT LEGAL GROUP LLC	32,517.62	91	MORGANTOWN, WV
	HUNTER J BURTON III & ASSOCIATES PLLC	1,007.54	1	BUCKHANNON, WV
	HUNTER LAW OFFICE	63,374.19	80	SCOTT DEPOT, WV
	HUNTER STEVE ASSOCIATES LC	285.50	1	LEWISBURG, WV
*	HUSON ALLISON K	55,196.53	65	HUNTINGTON, WV
	HYER & LITTLEPAGE	1,993.87	6	POINT PLEASANT, WV
	HYLTON LAW OFFICE PLLC	23,486.00	11	BEAVER, WV
	ILDERTON LAW PLLC	2,476.95	13	LOGAN, WV
*	ISNER LAW OFFICE LC INC	77,526.54	145	ELKINS, WV
*	J A M LAW PLLC	93,728.20	218	HARRISVILLE, WV
*	JACOVETTY GERALD G JR LC	47,559.83	220	WHEELING, WV
	JAMES LAW FIRM	7,843.60	20	KEYSER, WV
*	JANUTOLO LAW PLLC	2,586.94	6	PRINCETON, WV
*	JANUTOLO THOMAS M JR	20,766.91	39	PRINCETON, WV
*	JANUTOLO THOMAS S	9,730.26	33	KEGLEY, WV
	JARRELL CYNTHIA J ATTORNEY AT LAW	4,940.75	2	DANVILLE, WV
*	JARRELL DON R LAW OFFICES OF	8,040.00	1	WAYNE, WV
	JETT SARABETH	2,013.82	2	RAVENSWOOD, WV
*	JOHNSON CHARLIE	14,135.20	39	ROMNEY, WV
*	JOHNSON REBECCA S LAW OFFICE OF	86,405.20	113	CHARLESTON, WV
	JOHNSTON BRENDA	750.00	1	WINCHESTER, VA
	JOHNSTON HOLROYD & ASSOCIATES	43,752.01	55	PRINCETON, WV
	JUBA-PLUMLEY ROSALEE	18,942.50	26	ELEANOR, WV
	JUDY & JUDY	21,980.87	68	MOOREFIELD, WV
	JUDY LAW OFFICE PLLC	2,898.42	4	ELKINS, WV
	JURCO JOHN M	69,564.15	59	ST CLAIRSVILLE, OH
	KARICKHOFF DAVID	46,595.05	106	SUTTON, WV
*	KARR THOMAS B	18,583.48	7	VIENNA, WV
	KATZ KANTOR STONESTREET & BUCKNER PLLC	30,725.48	32	PRINCETON, WV
	KAUFMAN & MCPHERSON PLLC	3,187.64	1	BRIDGEPORT, WV
*	KAVITZ LAW PLLC	29,897.25	115	CHARLESTON, WV
	KAY CASTO & CHANEY PLLC	10,431.30	3	CHARLESTON, WV
	KAYSER LAYNE & CLARK PLLC	2,303.93	15	POINT PLEASANT, WV
	KEATON FRAZER & MILLESON PLLC	34,759.18	115	ROMNEY, WV
*	KEESEY RYAN HAMILTON	12,149.17	14	SMOOT, WV
*	KELLEY DAVID B LAW OFFICE OF	115,940.55	122	BLUEFIELD, VA
	KETTERING DELLIGATTI LAW OFFICES PLLC	72,087.85	165	FAIRMONT, WV
*	KIRBY GILBERT & ASHLEY LC	23,207.80	31	BECKLEY, WV
*	KIRKPATRICK LAW OFFICE PLLC	213,660.15	265	BECKLEY, WV
*	KITTLE LAW OFFICE PLLC	13,603.53	24	FAIRMONT, WV
*	KLATT LAW OFFICES PLLC	20,848.10	19	WHEELING, WV
	KLIE LAW OFFICES PLLC	101,988.25	193	BUCKHANNON, WV
	KOBY LAW	26,166.37	35	HEDGESVILLE, WV
*	KRATOVIL LAW OFFICES PLLC	58,843.20	42	CHARLES TOWN, WV
*	KRESCH LAW FIRM	13,423.32	14	HUNTINGTON, WV
	KUENZEL & ASSOCIATES PLLC	58,631.04	155	CHAPMANVILLE, WV
	KUHL LAW OFFICE PLLC	46,931.82	34	SCOTT DEPOT, WV
	KUHN & HAINES LC	31,730.09	58	KEYSER, WV
*	KURELAC LAW OFFICE PLLC	149,309.45	139	MOUNDSVILLE, WV
	LACARIA PHILIP A	40,285.20	53	WELCH, WV
	LAMBERT LAW OFFICES PLLC	42,614.31	68	HURRICANE, WV
	LANTZ LAW OFFICE	18,565.35	17	MOUNDSVILLE, WV
*	LEFLER & BOGGS PLLC	49,025.18	60	BECKLEY, WV
	LITCHFIELD CAVO LLP	1,762.80	3	CHICAGO, IL

* - Uses Third Party Financing

**PUBLIC DEFENDER SERVICES
 APPOINTED COUNSEL FEES AND EXPENSES PAID**

FEES		(ALPHABETICAL ORDER)		
*	PAYEE	TOTAL \$	# OF CLAIMS	OFFICE LOCATION
*	LOCKWOOD & LOCKWOOD	10,477.28	6	HUNTINGTON, WV
*	LOCKWOOD JAMELLA L	107,201.08	195	BUCKHANNON, WV
	LOGUE SEAN PLLC	8,315.19	9	CARNEGIA, PA
	LONG LAW OFFICES PLLC	31,932.27	71	SCOTT DEPOT, WV
	LONG ROBBY N LAW OFFICE OF LC	126,452.65	216	HURRICANE, WV
	LORD HOOSIER PLLC	639.00	2	CHARLESTON, WV
	LORD JASON S	61,470.23	96	CHARLESTON, WV
	LOUDERBACK ROBIN R	13,386.50	8	CHARLESTON, WV
	LOVE JAY CARTER	8,516.00	75	HUNTINGTON, WV
*	LUPARDUS LAW OFFICE	64,268.16	111	PINEVILLE, WV
	LUSK & BRADFORD PLLC	8,960.50	15	BECKLEY, WV
*	LYALL JERRY M	66,413.53	55	WILLIAMSON, WV
	LYONS PHILLIPS LEGAL GROUP PLLC	38,349.66	33	MORGANTOWN, WV
*	MAGANN LAW OFFICE PLLC	133,139.59	257	BLUEFIELD, WV
*	MAIER LAW OFFICE LLC	49,431.48	32	HINTON, WV
	MALLETT SHANE M LAW OFFICES	3,907.42	9	WHEELING, WV
	MANCHIN INJURY LAW GROUP PLLC	6,866.50	9	FAIRMONT, WV
	MANN & MANN ATTORNEYS AT LAW	6,872.09	23	HINTON, WV
	MANYPENNY RAINES LAW OFFICE PLLC	91,232.91	64	CHESTER, WV
	MARCUM LAW OFFICE PLLC	9,538.42	24	WILLIAMSON, WV
	MARTIN JAMES RUDOLPH	2,027.01	2	CHARLESTON, WV
	MARTINO GARY J	14,551.50	32	FAIRMONT, WV
	MASCIO DAVID A LAW OFFICE OF	48,308.09	61	WEIRTON, WV
	MATHERLY JEFFREY K	46,534.27	32	MARTINSBURG, WV
	MAUSER BERNARD R	15,463.47	40	SUTTON, WV
	MAZE LESLIE L	13,517.50	22	ELIZABETH, WV
*	MAZZEI ROCCO E	104,068.05	50	CLARKSBURG, WV
	MCCAMIC SACCO & MCCOID PLLC	180.00	1	WHEELING, WV
*	MCCLUNG LAW OFFICES	88,611.18	129	CHARLESTON, WV
	MCCLURE GOAD PLLC	48,808.71	253	HUNTINGTON, WV
	MCCOY JAMES A	49,981.96	64	HAMLIN, WV
	MCGANN KIMBERLY E LAW OFFICE OF PLLC	14,650.62	31	HUNTINGTON, WV
	MCGEELAW	7,521.00	15	CHARLESTON, WV
	MCGRAW LAW OFFICES	84,444.50	108	PROSPERITY, WV
	MCNEER HIGHLAND MCMUNN & VARNER LC	92,833.91	78	CLARKSBURG, WV
	MCPHAIL SHARI	4,490.15	4	WHEELING, WV
	MCQUADE RUTH A LAW OFFICE OF	60,950.96	62	SHEPHERDSTOWN, WV
*	MEADOWS TODD R	84,846.25	66	ONA, WV
	MICHAEL DIANE D	6,122.90	3	MANNINGTON, WV
	MICHAEL NELSON M LC	22,623.48	65	KEYSER, WV
*	MICK REBECCA E	78,170.93	100	CHARLESTON, WV
	MIELKE WAYNE ROBERT	57,540.90	26	WELLSBURG, WV
	MILAM JAMES R II ATTORNEY AT LAW PLLC	7,926.50	29	SUMMERSVILLE, WV
	MILLER CHRISTOPHER H	20,275.75	55	MORGANTOWN, WV
*	MILLER JOSHUA J ATTORNEY AT LAW PLLC	608.89	1	BECKLEY, WV
*	MIRHOSEINI DAVID ATTORNEY AT LAW	7,536.48	3	BRIDGEPORT, WV
	MIZE LAW FIRM PLLC	21,674.10	15	BECKLEY, WV
*	MOFFATT CHRISTOPHER G	144,358.35	156	CHARLESTON, WV
*	MOLAW PLLC	65,893.08	71	WEIRTON, WV
*	MONK TERESA C LAW FIRM OF	105,091.98	71	WALTON, WV
	MOORE D KYLE	50,185.86	68	RIPLEY, WV
	MOORE DAVID K	8,438.25	10	RIPLEY, WV
	MOORE LAW FIRM PLLC	10,171.41	29	FRANKLIN, WV
	MOOREHEAD CHRISTOPHER S	16,794.95	28	FAYETTEVILLE, WV
	MORAN JANE LAW OFFICES	8,129.78	12	WILLIAMSON, WV
	MORELAND STEPHEN W	663.50	5	ROMNEY, WV
*	MORELLI LAW	16,946.72	18	WEIRTON, WV
	MORGAN DAMON B	28,601.19	132	POINT PLEASANT, WV

* - Uses Third Party Financing

**PUBLIC DEFENDER SERVICES
 APPOINTED COUNSEL FEES AND EXPENSES PAID**

FEES		(ALPHABETICAL ORDER)		
*	PAYEE	TOTAL \$	# OF CLAIMS	OFFICE LOCATION
*	MORGAN DENNIE S	78,185.36	121	MOUNT HOPE, WV
*	MORGAN E LAVOYD JR & ASSOCIATES LC	80,646.83	73	LEWISBURG, WV
	MORGAN TONY	21,271.36	34	GRANTSVILLE, WV
	MORGAN WARD LAW OFFICE OF	56,320.89	64	BLUEFIELD, WV
	MOSES JOSEPH J	112,900.97	47	WHEELING, WV
*	MOSKO JOSEPH	68,215.41	78	FAYETTEVILLE, WV
*	MOUNTAINEER LEGAL SERVICES PLLC	135,827.10	295	GRAFTON, WV
	MOYE LAW OFFICE	9,139.76	23	WINFIELD, WV
	MOYE LISA M	3,859.50	3	WINFIELD, WV
	MULLENS & MULLENS PLLC	1,215.71	8	PHILIPPI, WV
*	MULLINS-TAYLOR MINDI M	3,866.92	23	PRINCETON, WV
*	MUNOZ A JOSEPH LAW FIRM OF	67,264.50	52	PARKERSBURG, WV
*	MURPHY S SEAN PLLC	51,674.57	22	MORGANTOWN, WV
	MYERS JESSICA E	48,958.55	64	PARKERSBURG, WV
*	NANNERS & WILLETT LAW OFFICES OF LC	103,165.70	136	BUCKHANNON, WV
*	NAVY L VICTOR	99,262.45	153	BARBOURSVILLE, WV
*	NEISWONGER & WHITE	44,263.06	116	MOUNDSVILLE, WV
	NELSON LEGAL SERVICES LC	51,121.16	109	PETERSBURG, WV
*	NESSER LAW FIRM	158,854.32	200	HUNTINGTON, WV
	NESTOR WILLIAM T PLLC	40,116.02	53	ELKINS, WV
*	NEW STEPHEN P LC	21,026.83	53	BECKLEY, WV
	NEWBOLD WILEY W	6,411.99	1	MORGANTOWN, WV
	NOGAY CATHRYN A	40,578.06	22	WEIRTON, WV
*	NOLAN LAW FIRM	97,862.25	220	LAVALETTE, WV
	NOONAN & NOONAN LLC	7,608.52	7	Cumberland, MD
	NOONE ROBERT T	3,158.14	1	GADSDEN, AL
	OGLE CANDACE L	16,918.50	85	MORGANTOWN, WV
	OLCOTT LAW OFFICE	737.24	2	CHARLESTON, WV
	ORNDORFF DAVID L	67,557.41	81	BUCKHANNON, WV
	ORNDORFF JOSHUA W PLLC	9,993.83	29	MOOREFIELD, WV
*	OSHOWAY F JOHN	67,799.09	108	GRANTSVILLE, WV
	PANEPINTO MARK D	111,778.19	43	WHEELING, WV
*	PARKULO JOHN F	32,255.83	45	DANIELS, WV
	PARTAIN LAW OFFICE	24,509.29	33	LOGAN, WV
	PAYNE DEBBIE FLOWERS LAW OFFICE OF	6,253.54	8	CHARLES TOWN, WV
	PELLEGRIN MARK P	16,608.28	35	MORGANTOWN, WV
	PENNINGTON DEANNA L	11,328.00	17	MORGANTOWN, WV
	PENNINGTON WILLIAM L	36,171.10	72	MORGANTOWN, WV
*	PETTIJOHN LAW GROUP LC	26,996.47	26	LEWISBURG, WV
	PHILLIPS P TODD	89,855.10	65	MORGANTOWN, WV
*	PLANTS LAW FIRM PLLC	36,378.15	48	SOUTH CHARLESTON, WV
	POMEROY LAW OFFICE PLLC	3,224.50	1	BRIDGEPORT, WV
	POOL DELBY B & ASSOCIATES	5,363.11	1	CLARKSBURG, WV
	POWELL & MAJESTRO PLLC	3,356.68	10	CHARLESTON, WV
	POWELL ERIC K	71,927.78	137	PARKERSBURG, WV
	PRALL THOMAS J	20,535.84	65	WESTON, WV
	PRATT LENA D	27,024.53	30	LOGAN, WV
	PRENTICE TIMOTHY H	63,914.14	173	ELKINS, WV
*	PRICE LOUIE T	745.00	1	CHARLESTON, WV
*	PRICE SHANNON NICOLE	34,922.78	40	BEECH BOTTOM, WV
	PRIM LAW FIRM PLLC	15,861.67	44	HURRICANE, WV
	PRITT & PRITT PLLC	83,927.32	103	CHARLESTON, WV
*	PRITT & SPANO PLLC	87,241.52	192	CHARLESTON, WV
*	PRITT ALAN L	319.00	1	CHARLESTON, WV
*	PRITT JUUSTIN D LAW OFFICE OF PLLC	23,831.26	37	MILTON, WV
	PULLIN FOWLER FLANAGAN BROWN & POE PLLC	107,164.54	150	CHARLESTON, WV
*	RABER LAW OFFICES PLLC	37,347.69	54	SAINT MARYS, WV
	RADMAN SCOTT S	2,975.50	24	MORGANTOWN, WV

* - Uses Third Party Financing

**PUBLIC DEFENDER SERVICES
 APPOINTED COUNSEL FEES AND EXPENSES PAID**

FEES		(ALPHABETICAL ORDER)		
*	PAYEE	TOTAL \$	# OF CLAIMS	OFFICE LOCATION
	RATLIFF & ASSOCIATES PC	5,617.66	25	CEDAR BLUFF, VA
*	RAY LAW PLLC	10,123.80	21	MORGANTOWN, WV
*	REBROOK EDWARD III	52,730.21	102	CHARLESTON, WV
*	REDMAN & PAYNE	3,759.73	4	CHARLESTON, WV
*	REDMAN TIFFANY D	5,962.70	3	CHARLESTON, WV
	REED JEFFREY B ATTORNEY PLLC	31,094.67	34	PARKERSBURG, WV
	REGULA RAE LYNN	912.04	1	BROWNFIELD, PA
	REGULA RAELYNN ENTERPRISES LLC	30,208.91	38	BROWNFIELD, PA
	RESETER ANDREW TYLER	14,701.60	34	MORGANTOWN, WV
*	RICE WILLIAM T	93,159.39	70	MARTINSBURG, WV
*	RICHARDSON DAVID B LAW OFFICE	95,230.82	148	WINFIELD, WV
	RICHARDSON RICHARDSON & CAMPBELL	9,390.11	39	PARKERSBURG, WV
*	RILEY V ALAN ATTORNEY AT LAW PLLC	18,643.59	57	ROMNEY, WV
	ROAHRIG RANDAL W	41,638.63	37	PRINCETON, WV
	ROBEYJ LAW PLLC	1,090.00	6	BRIDGEPORT, WV
	ROBINSON & MCELWEE PLLC	34,036.69	28	CHARLESTON, WV
*	RODGERS JEFFREY S	79,200.23	84	LEWISBURG, WV
	RODRIGUEZ VANESSA LYNN LAW OFFICES OF	2,470.23	10	FAIRMONT, WV
	ROHRIG FREDERICK M DEAN	1,464.16	2	MIDDLEBOURNE, WV
	ROLLO EDMUND J	21,674.72	46	MORGANTOWN, WV
	ROLLO LANCE E	35,267.70	58	MORGANTOWN, WV
	ROOP & SMITH LAW OFFICE PLLC	15,917.50	16	BECKLEY, WV
	ROSE PADDEN PETTY TAYLOR & LILLY LC	70,214.43	89	FAIRMONT, WV
	ROSENLIEB DUANE C JR	4,497.00	2	SAINT ALBANS, WV
	ROSINSKY LAW OFFICE	134,209.82	83	HUNTINGTON, WV
	ROZAS LAW OFFICE LLC	20,498.21	31	CUMBERLAND, MD
*	RUMORA & RUMORA LC	118,833.21	193	WILLIAMSON, WV
	RUTH LAW OFFICES PLLC	188,477.05	265	CHARLESTON, WV
*	RYAN KOURTNEY A & ASSOCIATES	15,071.30	13	BUCKHANNON, WV
	RYAN WILLIAM D	2,674.21	3	ST CLAIRSVILLE, OH
	SAAD DIXON LAW OFFICE PLLC	76,878.64	90	HUNTINGTON, WV
*	SAFSCAK MICHAEL LAW OFFICE OF PLLC	30,884.35	36	FAIRMONT, WV
*	SAL SELLARO THORN CULPEPPER LEGAL GROUP PLLC	83,432.04	243	MORGANTOWN, WV
	SAMMONS OLIVERO & PARASCHOS PLLC	20,443.19	7	HUNTINGTON, WV
*	SANDERS AUSTIN	61,168.01	90	PRINCETON, WV
	SANTA BARBARA M LAW OFFICE	52,371.53	88	MARTINSBURG, WV
	SAVILLE ROYCE B PLLC	14,928.80	43	ROMNEY, WV
	SAYRE TRAVIS LAW OFFICE OF	15,903.61	16	PARKERSBURG, WV
	SCALES LAW OFFICE	80,347.63	55	MARTINSBURG, WV
	SCANTLEBURY PHILLIP A	3,122.54	11	PRINCETON, WV
*	SCHAMBERGER LEGAL SERVICES	1,543.92	2	CLAY, WV
	SCHARF WILLIAM H	7,639.50	16	CHARLESTON, WV
*	SCHEETZ CHRISTOPHER A	35,789.91	34	FOLLANSBEE, WV
*	SCOTT JOHN A	3,503.88	15	CLARKSBURG, WV
*	SEAY ROBERT ROCKWELL	2,569.00	3	PRINCETON, WV
	SELARIO MICHAEL D	1,974.38	8	CLARKSBURG, WV
	SELDEN LAW OFFICES LC	82,346.23	55	BECKLEY, WV
	SHAFFER LAW OFFICES	6,253.82	15	WHEELING, WV
	SHAFFER & SHAFFER	28,070.34	44	MADISON, WV
	SHAFFER LAW	59,638.64	103	CHARLESTON, WV
	SHAFFER MADIA LAW PLLC	2,298.00	1	CLARKSBURG, WV
	SHARLEY MICHAEL J	10,010.36	13	WESTOVER, WV
*	SHAW & SHAW LC	106,278.02	220	POINT PLEASANT, WV
	SHAY JAMES EDWARD JR	52,127.65	90	BRUCETON MILLS, WV
	SHERMAN LAWRENCE E JR LC	111,559.25	79	ROMNEY, WV
*	SHOUGH SCOTT A	102,472.23	161	FAIRMONT, WV
	SHUMAKER J BRANDON	17,821.25	20	MORGANTOWN, WV
*	SHUMATE ANDREW R	40,752.44	89	CHARLESTON, WV

* - Uses Third Party Financing

**PUBLIC DEFENDER SERVICES
APPOINTED COUNSEL FEES AND EXPENSES PAID**

FEES		(ALPHABETICAL ORDER)		
*	PAYEE	TOTAL \$	# OF CLAIMS	OFFICE LOCATION
*	SIKORA SNEAD PLLC	1,705.37	3	MORGANTOWN, WV
	SIMMERMAN LAW OFFICE PLLC	1,287.33	3	CLARKSBURG, WV
	SIMMONS & SIMMONS LC	15,043.74	1	ELIZABETH, WV
*	SIMMONS HUNTER D	43,517.13	220	BUCKHANNON, WV
	SIMPKINS LAW OFFICE PLLC	6,797.73	25	WILLIAMSON, WV
*	SINKKANEN DREAMA D LAW OFFICES OF	65,720.44	84	CLARKSBURG, WV
*	SIRK TIMOTHY M	46,015.79	71	KEYSER, WV
	SKEEN HARRY KEITH	31,963.01	99	PHILIPPI, WV
	SKEEN KENNAD LEE	889.50	4	RIPLEY, WV
	SKLAVOUNAKIS LAW OFFICE	32,581.67	57	WHEELING, WV
	SMITH CLINTON W	22,893.79	58	CHARLESTON, WV
	SMITH GREG K LAW OFFICES OF	555.69	2	WILLIAMSON, WV
	SMITH MCMUNN & GLOVER PLLC	20,114.92	54	CLARKSBURG, WV
	SMITH RICHARD D JR LAW OFFICES OF	14,035.56	18	PARKERSBURG, WV
*	SNEAD M E LAW FIRM OF PLLC	91,142.11	249	WEBSTER SPRINGS, WV
	SNYDER & HASSIG	15,493.39	13	NEW MARTINSVILLE, WV
	SNYDER SHANE LAW OFFICES OF	1,922.70	1	SAINT ALBANS, WV
*	SOUTHERN WV LAW CLINIC	77,482.94	89	BECKLEY, WV
*	SPANO JOSEPH H JR	8,000.90	19	CHARLESTON, WV
*	SPENIA LAW OFFICE PLLC	38,659.22	41	BARBOURSVILLE, WV
	SPILMAN THOMAS & BATTLE PLLC	7,739.93	6	CHARLESTON, WV
	SPROLES GREGORY W PLLC	3,016.63	9	SUMMERSVILLE, WV
	STAGGERS & STAGGERS	632.04	1	KEYSER, WV
	STANLEY GINA M	21,596.26	6	HUNTINGTON, WV
	STARCHER HEATHER L LAW OFFICE OF	15,558.00	4	PARKERSBURG, WV
*	STARCHER KENNY R	61,603.16	82	CHARLESTON, WV
	STEDMAN & RIDDELL	95,064.88	194	MARTINSBURG, WV
	STEDMAN JASON LAW OFFICES OF	10,562.09	11	MARTINSBURG, WV
	STEED DEBRA L PLLC	29,987.15	29	PARKERSBURG, WV
*	STEELE BRANDON S	42,395.57	42	BECKLEY, WV
	STEPHENS GLORIA M	40,414.48	23	WELCH, WV
	STEPHENS RICHARD D	11,619.09	30	MARTINSBURG, WV
	STEPTOE & JOHNSON	42,034.60	15	BRIDGEPORT, WV
	STEWART JOYCE E	32,127.74	31	MOOREFIELD, WV
	STEWART P ZACHARY LAW OFFICE OF	28,074.39	20	WEIRTON, WV
	STOLLINGS HARLEY E	18,095.95	29	SUMMERSVILLE, WV
	STONE ROBERT C JR PLLC	2,975.08	4	MARTINSBURG, WV
*	STURM HEIDI M GEORGI	53,989.18	68	FAIRMONT, WV
*	SUMMERS WILLIAM B	36,451.38	188	PARKERSBURG, WV
	SUPPLE LAW OFFICES PLLC	532.50	3	POINT PLEASANT, WV
	SUTTON & JANELLE PLLC	3,657.97	4	MARTINSBURG, WV
	SWEENEY LAVERNE	662.42	1	GRAFTON, WV
*	TACKETT MICHELLE L ATTORNEY AT LAW PLLC	13,054.41	16	HAMLIN, WV
*	TATE REBECCA L	23,591.76	47	FAIRMONT, WV
*	TAYLOR & HINKLE ATTORNEY AT LAW INC	50,354.64	48	BECKLEY, WV
*	TAYLOR ALLISON R	1,838.78	1	FAYETTEVILLE, WV
	TAYLOR JENNIFER N	15,420.72	70	CHARLESTON, WV
	TAYLOR PAUL G	17,315.78	32	MARTINSBURG, WV
	THARP LIOTTA & YOKUM LLP	47,380.76	50	FAIRMONT, WV
	THE FORD LAW FIRM PLLC	47,456.62	61	LEWISBURG, WV
	THOMAS ZIMAROWSKI	11,368.20	40	MORGANTOWN, WV
	THOMPSON DAVID G	22,889.21	84	PINEVILLE, WV
*	THOMPSON JOHN M	40,679.58	157	OAK HILL, WV
*	THOMPSON LAW OFFICE PLLC	19,840.00	12	WILLIAMSON, WV
	THORNE STEVEN M	35,866.00	88	LOGAN, WV
	TICHENOR LAW OFFICE	43,812.78	50	FAIRMONT, WV
*	TINGLER GREGORY R	28,963.00	41	ELKINS, WV
	TIPTON LAW OFFICES	29,271.59	65	FAIRMONT, WV

* - Uses Third Party Financing

**PUBLIC DEFENDER SERVICES
 APPOINTED COUNSEL FEES AND EXPENSES PAID**

FEES		(ALPHABETICAL ORDER)		
*	PAYEE	TOTAL \$	# OF CLAIMS	OFFICE LOCATION
	TISSUE PHILIP J	4,242.58	7	OAK HILL, WV
	TORRES GEORGE M	46,482.32	70	PARKERSBURG, WV
*	TREADWAY JOHN H JR	62,970.96	103	MOOREFIELD, WV
	TRIPLETT & TRIPLETT LC	3,571.68	3	ELKINS, WV
	TROZZO LOWERY WESTON & ROCK	5,571.45	12	CUMBERLAND, MD
	TUCKER GREGORY A PLLC	4,553.12	15	SUMMERSVILLE, WV
	TURNER & JOHNS PLLC	5,912.79	15	CHARLESTON, WV
	TYREE EMBREE & ASSOCIATES PLLC	9,481.32	26	HURRICANE, WV
*	TYSON DAVID R	92,651.85	199	HUNTINGTON, WV
	VAN ZANT SUSAN J LC	71,173.91	69	WILLIAMSON, WV
*	VICTOR & VICTOR LLP	213,594.03	245	CHARLESTON, WV
	VITAL RICHARD L	15,505.88	23	BARBOURSVILLE, WV
*	WALKER LELA ATTY AT LAW PLLC	38,017.67	86	OCEANA, WV
*	WALL RANDALL D	57,208.33	391	HUNTINGTON, WV
	WALLACE MICHAEL K	32,274.76	44	SOUTH CHARLESTON, WV
	WALTERS & HEISHMAN PLLC	6,701.35	17	MOOREFIELD, WV
	WARD LAW OFFICES PLLC	680.98	1	BECKLEY, WV
*	WARMAN CHERYL L	19,735.93	34	MORGANTOWN, WV
	WATSON KEVIN J ATTORNEY AT LAW	5,790.99	4	MARTINSBURG, WV
*	WEESE HEATHER M LAW OFFICE OF PLLC	48,464.04	28	ELKINS, WV
*	WEESE TRACY	932.15	1	SHEPHERDSTOWN, WV
	WESTON LAW A LEGAL CORP	39,345.59	14	HUNTINGTON, WV
	WHITE & CLYBURN LAW OFFICES	88,554.38	123	MOUNDSVILLE, WV
*	WHITE JUSTIN LAW OFFICE OF	2,534.47	6	SPENCER, WV
*	WHITE KEITH ATTORNEY AT LAW	3,944.73	6	SAINT MARYS, WV
	WHITE MAX H PLLC	56,895.08	123	KEYSER, WV
	WHITE THOMAS E	7,107.63	9	MOUNDSVILLE, WV
*	WHITEMAN BURDETTE PLLC	141,712.76	300	FAIRMONT, WV
	WHITEMAN FRANCES C	58,819.23	38	FAIRMONT, WV
*	WHITT MICHAEL R	171,677.79	83	LEWISBURG, WV
*	WIEDEL DIANA CARTER	100,567.97	112	WILLIAMSON, WV
*	WILCOX TIMBERA C	61,589.51	233	CHARLESTON, WV
*	WILDMAN ERIC KEITH	27,835.95	57	FAIRMONT, WV
*	WILLIAMS DEAN E	552.27	2	GLEN DALE, WV
	WILLIAMS JOHN E JR	78,041.01	118	PRINCETON, WV
	WILLIAMS PAUL ATTORNEY AT LAW PLLC	1,280.42	2	SUMMERSVILLE, WV
	WILLIAMS TRENA LAW OFFICE OF PLLC	39,775.17	89	WESTON, WV
	WILSON CHRISTOPHER M LAW OFFICE OF PLLC	38,498.41	60	FAIRMONT, WV
*	WILSON LAW OFFICE	54,519.86	135	KEYSER, WV
	WINDOM LAW OFFICES PLLC	7,593.37	1	HARRISVILLE, WV
	WINTER KURT J	13,250.90	46	BURGETTSTOWN, PA
*	WINTERS J MINGO ATTORNEY AT LAW PLLC	950.00	2	BECKLEY, WV
	WLO MANAGEMENT LLC	210.00	1	HUNTINGTON, WV
	WOLFE B SCOTT LAW OFFICE OF PLLC	42,189.10	41	HARRISVILLE, WV
*	WOLFE WHITE & ASSOCIATES	8,144.74	27	LOGAN, WV
	WOODS JEFF C LAW OFFICE OF	89,722.75	119	SCOTT DEPOT, WV
	WOODS JOHN	36,381.51	100	BELLEVILLE, WV
	WORKMAN ELLIOTT E PLLC	34,808.88	100	MADISON, WV
	WRIGHT LACY W	5,507.46	2	WELCH, WV
*	WRIGHT STEVEN MCKAY	59,324.92	69	HUNTINGTON, WV
*	YANNI LAW FIRM	31,141.73	85	MARTINSBURG, WV
	YOHO AARON PAUL	73,163.68	136	KINGWOOD, WV
	YOST BRIAN D	27,367.55	43	HURRICANE, WV
*	YOUNG WILLIAM PRENTICE	65,011.14	13	SHEPHERDSTOWN, WV
*	YOUNGER C CHRISTOPHER	31,914.97	43	WILLIAMSON, WV
*	YOUNGER CULLEN C ATTORNEY AT LAW	37,076.50	43	WILLIAMSON, WV
	APPOINTED COUNSEL VOUCHERS	21,927,439.86	33,699	

* - Uses Third Party Financing

**PUBLIC DEFENDER SERVICES
 APPOINTED COUNSEL FEES AND EXPENSES PAID**

DIRECT EXPENSE VOUCHERS (ALPHABETICAL ORDER)

* DIRECT EXPENSE VOUCHERS	TOTAL \$	# OF CLAIMS	OFFICE LOCATION
AMP PARALEGAL & INVESTIGATIVE SERVICES	2,118.07	1	PORT ST LUCIE, FL
APPLIED DNA RESOURCES	16,894.92	4	COLUMBUS, OH
ARTHUR DEBRA R	1,120.35	1	COLLIERS, WV
BAKER LYNDE G	714.20	2	VIENNA, WV
BEHAVIORAL SCIENCE ASSOCIATES INC	1,900.00	1	WHEELING, WV
BELHASSEN PROOF AND SCOPE	1,574.10	1	PAINTSVILLE, KY
BERKHOUSE JOHN T	40.00	1	CROSS LANES, WV
BETLERS REPORTING & LEGAL VIDEO SERVICES LLC	2,279.20	4	HUNTINGTON, WV
BIVARUS INC	7,000.00	1	DURHAM, NC
BLOSSER JULIE A	565.95	3	MORGANTOWN, WV
BONAZZO PRIVATE INVESTIGATIONS	2,734.13	3	GASSAWAY, WV
* BREWSTER INVESTIGATIONS	14,516.69	16	RODERFIELD, WV
BROWN PEGGY S	762.60	1	BECKLEY, WV
BURGOYNE THOMAS INVESTIGATIONS	1,225.00	1	WHEELING, WV
* BUZZO BILL J	10,129.15	13	BLUEFIELD, WV
* CABELLS PRIVATE INVESTIGATION	28,318.64	47	CABIN CREEK, WV
CAL III ENTERPRISES LLC	2,493.75	1	EWING, NJ
CAMPBELL JANETTE M	752.80	2	SUTTON, WV
* CAPITOL CITY INVESTIGATIONS LLC	4,319.30	5	CHARLESTON, WV
CHANDLER MARCIA L	646.80	1	GREENCASTLE, PA
CHARLESTON AREA MEDICAL CENTER	1,050.00	1	CHARLESTON, WV
CIOX HEALTH LLC	494.77	1	ATLANTA, GA
CLARK MARIA K	6,512.33	3	BURLINGTON, WV
CLAYMAN & ASSOCIATES PLLC	4,370.00	2	CHARLESTON, WV
* CONFIDENTIAL INVESTIGATIONS & SERVICES	11,778.23	27	SAINT LOUIS, MO
COOK INVESTIGATION SERVICE INC	3,169.00	1	HUNTINGTON, WV
COOK SERVICES & INVESTIGATIONS	29,663.69	10	LOST RIVER, WV
COOPERS INVESTIGATIVE AGENCY	29,159.35	17	BRIDGEPORT, WV
CORNELL INVESTIGATIONS	12,668.35	39	HARRISVILLE, WV
DIGITAL FORENSIC INVESTIGATIONS LLC	1,931.00	1	MORGANTOWN, WV
DNA DIAGNOSTICS CENTER INC	4,010.00	1	FAIRFIELD, OH
EASTERN PANHANDLE INVESTIGATIONS	205.65	1	CHARLES TOWN, WV
EASTERN PSYCHOLOGICAL SERVICES INC	14,501.50	10	ROMNEY, WV
ELSS EXECUTIVE REPORTING LLC	208.80	1	HAGERSTOWN, MD
FABIAN JOHN MATTHEW PSY D JD LLC	8,841.74	1	AUSTIN, TX
FISCHER KARLA A	7,031.25	1	CHAMPAIGN, IL
FLOOD MARK R	2,503.25	1	REYNOLDSVILLE, WV
FORENSIC PSYCHIATRY PLLC	30,579.58	18	HUNTINGTON, WV
FREMOUW SIGLEY PSYCHOLOGICAL ASSOC PLLC	11,025.00	6	MORGANTOWN, WV
GUARDIAN DIGITAL FORENSICS	3,197.26	1	MORRISVILLE, NC
GUARDIAN FORENSIC SCIENCES LLC	5,085.00	2	ABINGTON, PA
HAMNER PSYCHOLOGICAL SERVICES	250.00	1	BRIDGEPORT, WV
HARE CARLA R	191.35	1	ROWLESBURG, WV
HARLOW STACY LLC	5,088.40	37	FAIRMONT, WV
HICKMAN SANDRA L	693.00	3	WAVERLY, WV
HUDSON CLIFTON R PHD	1,700.00	2	CHARLESTON, WV
* INVESTIGATIVE ASSOCIATES INC	633.81	1	PARKERSBURG, WV
J AND M PRINTING INC	908.73	1	HUNTINGTON, WV
JARRELL NANCY S	1,551.55	2	PARKERSBURG, WV
JIVIDEN COURT REPORTING	674.35	2	POCA, WV
JOHNSTON BRENDA	1,500.00	2	WINCHESTER, VA
* JONES INVESTIGATIONS	1,563.06	3	BLUEFIELD, WV
KISSINGER DONALD	1,500.00	1	WEIRTON, WV
KLM INVESTIGATIONS	1,491.95	4	WILLIAMSTOWN, WV
KNOX & ASSOCIATES LLC	5,067.98	2	JACKSONVILLE, FL
KOCHER HOLLY A	173.25	1	NEW MARTINSVILLE, WV
KRADEL PAUL F	12,337.50	2	SHEPHERDSTOWN, WV

* - Uses Third Party Financing

**PUBLIC DEFENDER SERVICES
 APPOINTED COUNSEL FEES AND EXPENSES PAID**

DIRECT EXPENSE VOUCHERS (ALPHABETICAL ORDER)

* DIRECT EXPENSE VOUCHERS	TOTAL \$	# OF CLAIMS	OFFICE LOCATION
LAUREL RIDGE PSYCHOLOGICAL ASSOCIATES LLC	4,175.00	2	PRINCETON, WV
LAWSON SHERRY M	3,150.45	3	CHARLESTON, WV
LEGAL SCIENCE	1,250.00	1	CHARLESTON, WV
MARANATHA PROFESSIONAL SERVICES LLC	1,883.00	1	DANIELS, WV
MASON CO INVESTIGATIONS	466.50	1	POINT PLEASANT, WV
MCCLELLAND SERVICES LLC	1,649.62	3	SHADY SPRINGS, WV
MCCOY BILLY PRIVATE INVESTIGATIONS	3,939.40	7	SOUTH WILLIAMSON, KY
MCMILLEN SHARON G MA PSYCHOLOGIST INC	350.00	1	KINGWOOD, WV
MCNAUGHT JANE K PHD	7,151.95	1	EDINA, MN
MILLER-MAIRS DONNA KAY	127.05	1	SISSONVILLE, WV
MOORE INVESTIGATION & SECURITY AGENCY LLC	2,450.83	1	PEYTONA, WV
* MORRISON STEPHEN PRIVATE INVESTIGATIONS	19,816.35	16	HUNTINGTON, WV
MORTON PAUL B	8,311.68	14	WAVERLY, WV
MOUNTAIN STATE INVESTIGATIONS	1,437.51	1	LEWISBURG, WV
MOUNTAIN STATE PSYCHOLOGICAL SERVICES PLLC	3,302.16	2	KEYSER, WV
MOUNTAIN STATE REPORTING	216.00	1	MORGANTOWN, WV
MOUNTAINEER PSYCHOLOGICAL SERVICES PLLC	850.00	1	MORGANTOWN, WV
MV ENGINEERING COMPANY	5,043.82	1	CINCINNATI, OH
NATIONAL MEDICAL SERVICES INC	2,229.00	1	PHILADELPHIA, PA
OBRYAN INVESTIGATIONS LLC	12,735.60	28	CHARLESTON, WV
OWENS ANNE R	954.80	3	LEWISBURG, WV
PATE PHILIP E	12,687.50	4	WINCHESTER, VA
PATE PHILIP E PHD	25,038.56	8	WINCHESTER, VA
PATTERSON REPORTING	175.68	1	HARPERS FERRY, WV
PELTZ MARKEET A	219.45	1	BELLE VERNON, PA
PETERS LARRY A INC	6,802.33	5	WINCHESTER, VA
POTOMAC HIGHLANDS MENTAL HEALTH GUILD INC	450.00	1	PETERSBURG, WV
PRIME COPY PLUS	496.82	1	HUNTINGTON, WV
PSYCHOLOGICAL CONSULTING INC	10,662.50	7	MARTINSBURG, WV
RAYL JESSIE L	1,500.00	1	MARTINSBURG, WV
REALTIME REPORTERS LLC	209.10	1	CHARLESTON, WV
ROLOFF DIGITAL FORENSICS	4,445.00	1	SPOKANE, WA
SAAR PSYCHOLOGICAL GROUP PLLC	1,200.00	2	SOUTH CHARLESTON, WV
SECOND CREEK TECHNOLOGIES LLC	1,956.98	2	BABOURSVILLE, WV
SHAKER ADEL	8,250.00	1	HUNTSVILLE, AL
SHERMAN LAWRENCE E JR LC	924.00	1	ROMNEY, WV
SLAYDEN CATHERINE A	111.65	1	MARTINSBURG, WV
SOLID ROCK INVESTIGATIONS LLC	9,151.68	21	RED HOUSE, WV
SPAULDING PSYCHOLOGICAL SERVICES PLLC	1,100.00	2	HARRISVILLE, WV
STEVENS PRIVATE INVESTIGATIONS & SECURITY	1,950.00	2	LENORE, WV
STREYLE INVESTIGATIVE SERVICES LLC	7,521.79	4	FAIRMONT, WV
SUTPHIN CYNTHIA A	439.50	4	VIENNA, WV
TANK INVESTIGATIVE AGENCY	2,605.74	2	LUMBERPORT, WV
TASA GROUP INC	19,301.00	5	BLUE BELL, PA
TONG DEAN	2,000.00	1	BRANDON, FL
TORSNEY JACK R	12,200.54	5	MORGANTOWN, WV
TRAINOR GREGORY E MA & ASSOC	16,057.50	8	MORGANTOWN, WV
TRI S INVESTIGATIONS INC	9,316.31	17	PARKERSBURG, WV
UNITED SUMMIT CENTER INC	1,260.14	3	CLARKSBURG, WV
VAUGHAN INVESTIGATIONS	16,996.13	31	BRADLEY, WV
VERIFY LLC	1,000.50	1	KINGWOOD, WV
VINCENT SHARON L	2,323.30	6	FAIRMONT, WV
WINDOM DEBRA M	1,326.50	6	HARRISVILLE, WV
WISE WOODRUFF INVESTIGATIVE SERVICES ETC INC	1,893.82	1	WALTERSBURG, PA
WOODS INVESTIGATIONS	44,501.47	25	BECKLEY, WV
WRIGHT FRANKLIN DONALD	3,700.00	1	CINCINNATI, OH
DIRECT EXPENSE VOUCHERS	634,682.54	592	

* - Uses Third Party Financing

**PUBLIC DEFENDER SERVICES
 APPOINTED COUNSEL FEES AND EXPENSES PAID**

ROJAS		(ALPHABETICAL ORDER)		
*	ROJAS VOUCHERS	TOTAL \$	# OF CLAIMS	OFFICE LOCATION
	BOYD FORENSIC PSYCHOLOGY SERVICES LLC	5,965.00	1	MERRIFIELD, VA
	FREMOUW SIGLEY PSYCHOLOGICAL ASSOC PLLC	1,800.00	1	MORGANTOWN, WV
	GINGER AVOCADO CONSULTANTS	1,750.00	1	BALTIMORE, MD
	HERRON-RICE TRACY P	227.15	1	MARTINSBURG, WV
	KRADEL PAUL F	2,668.75	1	SHEPHERDSTOWN, WV
	MACKENZIE GROUP LLC	10,513.20	1	SEARCY, AR
	MCNEER HIGHLAND MCMUNN & VARNER LC	7,767.98	1	CLARKSBURG, WV
	MONSON KENNETH L	775.00	1	SALT LAKE CITY, UT
	PATE PHILIP EPHD	2,062.50	1	WINCHESTER, VA
*	SAL SELLARO THORN CULPEPPER LEGAL GROUP PLLC	624.00	1	MORGANTOWN, WV
	ROJAS VOUCHERS	34,153.58	10	

* - Uses Third Party Financing

PUBLIC DEFENDER SERVICES
TOTAL TRAVEL TIME (July 1, 2017 - June 30, 2018)
TRAVEL TIME IS PAID AT THE OUT-OF-COURT RATE OF \$45/HOUR

ATTORNEY	TOTAL TIME	TOTAL (\$)
Davis, G. Phillip	892.8	\$40,176.00
Bond Wallace, Catherine	883.5	\$39,757.50
Hughart, Kevin W.	754.6	\$33,957.00
Ruth, Ryan	753.1	\$33,889.50
Chattin, Andrew	741.9	\$33,385.50
Richardson, David	569.8	\$25,641.00
Victor, Matthew	556.9	\$25,060.50
Cain, Joshua	540.5	\$24,322.50
Magann, Michael	506.6	\$22,797.00
Ahlborn, Courtney	478.3	\$21,523.50
Lambert, Roger	476.1	\$21,424.50
Hinkle, Bryan	465.0	\$20,925.00
Moffatt, Christopher	463.4	\$20,853.00
Monk, Teresa	440.8	\$19,836.00
McClung, Christopher	428.1	\$19,264.50
Roman, Melissa	406.0	\$18,270.00
Kelley, David	405.2	\$18,234.00
Rice, William	388.1	\$17,464.50
Hively, Herbert	386.4	\$17,388.00
Yoho, Aaron	386.0	\$17,370.00
Bowyer, Thad	385.5	\$17,347.50
Flinchum, R. Keith	384.2	\$17,289.00
Bailey, Brian	381.6	\$17,172.00
Dillon, Wells	380.8	\$17,136.00
Kirkpatrick, David	372.1	\$16,744.50
Tingler, Gregory	370.9	\$16,690.50
Morgan, Dennie	368.6	\$16,587.00
Hinerman, Holly	365.1	\$16,429.50
Maier, Andrew	364.2	\$16,389.00
Escue, Bryan	356.9	\$16,060.50
Holstein, Daniel	352.4	\$15,858.00
Douglass, Ernest	349.6	\$15,732.00
Gentilozzi, Timothy	349.6	\$15,732.00
Davis, Jeffery	348.2	\$15,669.00
Rosinsky, Tim	342.9	\$15,430.50
Hatfield, Karen	341.0	\$15,345.00
Morelli, Ann Marie	334.3	\$15,043.50

PUBLIC DEFENDER SERVICES
TOTAL TRAVEL TIME (July 1, 2017 - June 30, 2018)
TRAVEL TIME IS PAID AT THE OUT-OF-COURT RATE OF \$45/HOUR

ATTORNEY	TOTAL TIME	TOTAL (\$)
Snead, Mary	332.5	\$14,962.50
Treadway, John	332.4	\$14,958.00
Shaffer, Andrew	327.1	\$14,719.50
Fittro, Jonathan	325.6	\$14,652.00
Courtright, Gregory	317.6	\$14,292.00
Meadows, Todd	314.2	\$14,139.00
Oshoway, Franklin	307.9	\$13,855.50
Bischoff, Clinton	306.3	\$13,783.50
Pritt, Kelly	305.4	\$13,743.00
Lockwood, Jamella	305.1	\$13,729.50
Easton, Brent	302.0	\$13,590.00
Antolini, Kristen	300.9	\$13,540.50
Long, Robby	295.3	\$13,288.50
Nanners, Steven	289.3	\$13,018.50
Johnson, Rebecca	288.1	\$12,964.50
Morgan, Ward	286.9	\$12,910.50
Wilson, Lauren	277.1	\$12,469.50
Rodgers, Jeffrey	276.2	\$12,429.00
Starcher, Kenneth	272.6	\$12,267.00
Bailey, Michael	268.9	\$12,100.50
Cornette, Franklin	268.5	\$12,082.50
Mancini, Steven	265.2	\$11,934.00
Bramble, Mark	259.5	\$11,677.50
Hager, Earl	257.2	\$11,574.00
Jurco, John	256.0	\$11,520.00
Anderson, John	253.8	\$11,421.00
Victor, Jennifer	252.9	\$11,380.50
Kurelac, Patricia	252.4	\$11,358.00
Long, Brenden	252.0	\$11,340.00
Anderson, Eric	250.2	\$11,259.00
Kurelac, Peter	247.0	\$11,115.00
Young, William	246.1	\$11,074.50
Nethken, Stephanie	241.5	\$10,867.50
Willett, Dennis	230.8	\$10,386.00
McCoy, James	229.3	\$10,318.50
Osgood, Amy	226.8	\$10,206.00
Mosko, Joe	223.0	\$10,035.00

PUBLIC DEFENDER SERVICES
TOTAL TRAVEL TIME (July 1, 2017 - June 30, 2018)
TRAVEL TIME IS PAID AT THE OUT-OF-COURT RATE OF \$45/HOUR

ATTORNEY	TOTAL TIME	TOTAL (\$)
Navy, Victor	222.3	\$10,003.50
Kuhl, Maggie	222.1	\$9,994.50
Stewart, Joyce	221.4	\$9,963.00
Woods, Jonny	221.0	\$9,945.00
Evans, Thomas H., III	219.9	\$9,895.50
Stedman, Jason	219.7	\$9,886.50
Hawkins, James	218.7	\$9,841.50
Bryant, Carl	217.8	\$9,801.00
Asbury, Michael	217.5	\$9,787.50
Woods, Jeff	216.4	\$9,738.00
Cooper, Jeremy	214.6	\$9,657.00
Shay, James, Jr.	213.7	\$9,616.50
Gregory, Justin	212.6	\$9,567.00
Clyburn, Brent	212.5	\$9,562.50
Walker, Lela	211.8	\$9,531.00
Gain, Jason	209.9	\$9,445.50
Nolan, Raymond	207.4	\$9,333.00
Panepinto, Mark	202.3	\$9,103.50
Houck, G. Todd	196.2	\$8,829.00
Gregory, Betty	194.2	\$8,739.00
French, Elizabeth	193.4	\$8,703.00
Prall, Thomas	190.8	\$8,586.00
Nessel, Kerry	190.2	\$8,559.00
Bragg, Steve	190.0	\$8,550.00
McQuade, Ruth	189.5	\$8,527.50
Baldwin, Shannon	188.4	\$8,478.00
Brown-Bailey, Colleen	185.5	\$8,347.50
Dinardi, Peter	185.2	\$8,334.00
Honaker, Calvin	185.1	\$8,329.50
Harman, Marla	184.2	\$8,289.00
Crawley-Woods, Ben	183.6	\$8,262.00
Bell, Sidney	179.2	\$8,064.00
Scott, John	178.8	\$8,046.00
Ash, Scott	177.0	\$7,965.00
Torres, George	176.9	\$7,960.50
Smith, Ashley	175.4	\$7,893.00
Cook, Steven	175.2	\$7,884.00

PUBLIC DEFENDER SERVICES
TOTAL TRAVEL TIME (July 1, 2017 - June 30, 2018)
TRAVEL TIME IS PAID AT THE OUT-OF-COURT RATE OF \$45/HOUR

ATTORNEY	TOTAL TIME	TOTAL (\$)
Shumate, Andrew	174.8	\$7,866.00
Matherly, Jeffrey	173.6	\$7,812.00
Bullman, Edward	173.1	\$7,789.50
Gunnoe, Richard	170.4	\$7,668.00
Powell, Eric	169.6	\$7,632.00
Myers, Jessica	168.1	\$7,564.50
Rumora, Ronald	166.6	\$7,497.00
Goad, Jason	165.5	\$7,447.50
Ford, Richard	164.7	\$7,411.50
Bullman, Sandra	164.0	\$7,380.00
Hylton, Vickie	163.6	\$7,362.00
Whiteman, Frances	162.5	\$7,312.50
Tichenor, Terri	160.5	\$7,222.50
Wingfield, Jason	157.7	\$7,096.50
Hunt, Ashley	157.5	\$7,087.50
Kostenko, Christina	156.3	\$7,033.50
Baum, Michael	155.9	\$7,015.50
Reseter, Andrew	154.8	\$6,966.00
Morgan , E. Lavoyd, Jr.	154.5	\$6,952.50
Orndorff, Joshua	154.5	\$6,952.50
Gunn, Erica	154.1	\$6,934.50
Moore, D. Kyle	154.0	\$6,930.00
Brock, Matthew	153.0	\$6,885.00
Frame, Jared	151.5	\$6,817.50
Rozas, Ramon	151.2	\$6,804.00
Pettijohn, Denise	149.3	\$6,718.50
Carey, James	148.0	\$6,660.00
McCullough, Judith	147.6	\$6,642.00
Green, Lisa	145.7	\$6,556.50
Dunlap, Robert	145.6	\$6,552.00
Vance, Brian	143.2	\$6,444.00
Masters, Ian	143.1	\$6,439.50
Bonovitch, Robin	142.3	\$6,403.50
Hamilton, Charles	141.8	\$6,381.00
Price, Shannon	141.8	\$6,381.00
Spano, Joseph	141.7	\$6,376.50
Simmons, Hunter	141.1	\$6,349.50

PUBLIC DEFENDER SERVICES
TOTAL TRAVEL TIME (July 1, 2017 - June 30, 2018)
TRAVEL TIME IS PAID AT THE OUT-OF-COURT RATE OF \$45/HOUR

ATTORNEY	TOTAL TIME	TOTAL (\$)
Spenia, James	140.3	\$6,313.50
Tyson, David	140.3	\$6,313.50
Lawson, Joshua	138.6	\$6,237.00
Dean, William	135.1	\$6,079.50
Gardner Estep, Elizabeth	135.1	\$6,079.50
Kratovil, James	134.4	\$6,048.00
Barney, Mark	133.8	\$6,021.00
Michael, Gregory	133.4	\$6,003.00
Raber, Justin	133.0	\$5,985.00
Lupardus, Timothy	130.9	\$5,890.50
Nogay, Cathryn	130.0	\$5,850.00
Blair, Jeffrey	129.4	\$5,823.00
Santa Barbara, Michael	129.0	\$5,805.00
Collins, Peggy	128.9	\$5,800.50
Warman, Cheryl L.	127.6	\$5,742.00
Olivero, Noel	127.0	\$5,715.00
Oglesby, Monica	125.5	\$5,647.50
Mascio, David	125.1	\$5,629.50
Reed, Jeffrey	124.9	\$5,620.50
Mazzei, Rocco	124.6	\$5,607.00
Faerber, Kristopher	123.5	\$5,557.50
White, David	123.5	\$5,557.50
Gutmann, Richard	123.0	\$5,535.00
Meadows, Michael	121.2	\$5,454.00
Davis, Stephen	121.0	\$5,445.00
Cassell, Paul	120.4	\$5,418.00
Neiswonger, Kevin	120.4	\$5,418.00
Nelson, Jonie	120.4	\$5,418.00
Freeman, Benjamin	120.3	\$5,413.50
Yanni, Matthew	120.0	\$5,400.00
Huson, Allison	116.3	\$5,233.50
Meade, James	110.9	\$4,990.50
Adams, Jared	110.8	\$4,986.00
Wright, Steven	110.7	\$4,981.50
Eritano, Rebecca	110.4	\$4,968.00
Jacovetty, Gerald	107.6	\$4,842.00
Miller, Joshua	107.6	\$4,842.00

PUBLIC DEFENDER SERVICES
TOTAL TRAVEL TIME (July 1, 2017 - June 30, 2018)
TRAVEL TIME IS PAID AT THE OUT-OF-COURT RATE OF \$45/HOUR

ATTORNEY	TOTAL TIME	TOTAL (\$)
Tipton, Kevin	107.4	\$4,833.00
Orndorff, David	106.9	\$4,810.50
Wildman, Eric	106.7	\$4,801.50
Sinkkanen, Dreama	106.2	\$4,779.00
Glover, David	104.3	\$4,693.50
Robey, Jenna	104.1	\$4,684.50
Arnold, S. Andrew	103.9	\$4,675.50
Garvin, Julie	103.5	\$4,657.50
Scales-Sherrin, Stephanie	103.0	\$4,635.00
Pennington, Deanna	102.5	\$4,612.50
Humberson, Don	102.1	\$4,594.50
Glover, Christine	102.0	\$4,590.00
Plants, Mark	100.3	\$4,513.50
Fair, Matthew	99.9	\$4,495.50
Kennedy, Edward	99.7	\$4,486.50
Mielke, Wayne	99.0	\$4,455.00
Sal, Natalie	98.3	\$4,423.50
Austin, Brandon	98.1	\$4,414.50
Frye, Andrew	98.1	\$4,414.50
Riddell, Christian	97.7	\$4,396.50
Hinkle, Amber	97.2	\$4,374.00
Haynie, Belinda	97.0	\$4,365.00
Gossett, Randy	96.2	\$4,329.00
Stewart, Paul	96.1	\$4,324.50
Moses, Joseph	95.8	\$4,311.00
Danford, Robyn	95.6	\$4,302.00
Dolance, Jack	95.5	\$4,297.50
Francis, Eric	95.5	\$4,297.50
Glover, Mark	94.8	\$4,266.00
Pennington, William	94.2	\$4,239.00
Harrold, Samuel	94.0	\$4,230.00
Wallace , Michael	92.8	\$4,176.00
Ashley, Lindsey	92.7	\$4,171.50
Holroyd, Rick	92.6	\$4,167.00
Kobayashi, Douglas	91.0	\$4,095.00
Baker, Joel	90.6	\$4,077.00
Davis, Kevin	90.6	\$4,077.00

PUBLIC DEFENDER SERVICES
TOTAL TRAVEL TIME (July 1, 2017 - June 30, 2018)
TRAVEL TIME IS PAID AT THE OUT-OF-COURT RATE OF \$45/HOUR

ATTORNEY	TOTAL TIME	TOTAL (\$)
Sirk, Timothy	90.3	\$4,063.50
LaFon, Timothy	90.0	\$4,050.00
Smith, Matthew	89.8	\$4,041.00
White, Thomas W.	88.8	\$3,996.00
Nelson, Mary	88.5	\$3,982.50
Garrett, Lary	88.1	\$3,964.50
Maze, Leslie	87.4	\$3,933.00
McGann, Kimberly	87.2	\$3,924.00
Janutolo, Thomas M.	86.3	\$3,883.50
Williams, Trena	85.4	\$3,843.00
Cline, Tenisha	84.1	\$3,784.50
Hall, Sara	83.7	\$3,766.50
Pritt, Justin	82.4	\$3,708.00
Harvey, Joseph	82.2	\$3,699.00
Estes, Lisa A.	82.1	\$3,694.50
Adams, William	81.7	\$3,676.50
Fuellhart, David	80.6	\$3,627.00
Moorehead, Christopher	79.9	\$3,595.50
Murphy, Stephen	79.8	\$3,591.00
Lord, Jason	79.1	\$3,559.50
Steed, Debra	79.1	\$3,559.50
Hunter, Joseph	78.1	\$3,514.50
Powell, Andrea	78.0	\$3,510.00
Chase, J. K.	77.7	\$3,496.50
Johnson, Charlie	77.7	\$3,496.50
Bartram, Shawn	77.5	\$3,487.50
Harvey, Henry	77.4	\$3,483.00
Wall, Randall	77.4	\$3,483.00
Whitt, Michael	76.0	\$3,420.00
Osborne, Raeann	72.8	\$3,276.00
Forbes, W. Jesse	72.3	\$3,253.50
Haines, Meredith	71.3	\$3,208.50
Shough, Scott	71.1	\$3,199.50
Huffman, William	70.2	\$3,159.00
Conrad, Jamison	70.1	\$3,154.50
Manypenny-Raines, April	68.7	\$3,091.50
Wilcox, Timbera	68.4	\$3,078.00

PUBLIC DEFENDER SERVICES
TOTAL TRAVEL TIME (July 1, 2017 - June 30, 2018)
TRAVEL TIME IS PAID AT THE OUT-OF-COURT RATE OF \$45/HOUR

ATTORNEY	TOTAL TIME	TOTAL (\$)
Funkhouser, John	68.1	\$3,064.50
Iapalucci, Allison	67.9	\$3,055.50
Biddle, Jacquelyn	67.7	\$3,046.50
Kresch , Steven	67.4	\$3,033.00
Yost, Brian	66.9	\$3,010.50
Minutelli, Vito	66.5	\$2,992.50
Prentice, Timothy	66.1	\$2,974.50
Younger, Cullen	66.0	\$2,970.00
Hoosier, Michelle	65.5	\$2,947.50
Crockett, Kimberley	65.4	\$2,943.00
Skeen, Keith	65.2	\$2,934.00
Keesee, Ryan	65.0	\$2,925.00
Harper, Seth	64.6	\$2,907.00
Colvin, Nicholas	64.2	\$2,889.00
Handley, Tanya	64.2	\$2,889.00
Hill, David	64.2	\$2,889.00
Love, Jay	64.2	\$2,889.00
Taylor, Allison	63.8	\$2,871.00
Dye, Jeffrey	63.6	\$2,862.00
Grindo, Daniel	63.4	\$2,853.00
Campbell, Adam	61.7	\$2,776.50
Bayliss, Shawn	61.2	\$2,754.00
Scheetz, Christopher A.	60.5	\$2,722.50
Kavitz, Beth	60.3	\$2,713.50
Weese, Heather	59.9	\$2,695.50
Hollandsworth, Richard	59.7	\$2,686.50
Sklavounakis, Jerry	59.7	\$2,686.50
Burton, DeAndrea	59.4	\$2,673.00
Regula, Rae	59.0	\$2,655.00
Blevins, Michael	58.0	\$2,610.00
Briscoe, L. Scott	57.6	\$2,592.00
Diehl, Elizabeth Layne	57.1	\$2,569.50
Rollo, Ed	56.7	\$2,551.50
Sherman, Lawrence E., Jr.	56.7	\$2,551.50
Greiner, Cathy	56.3	\$2,533.50
Pritt, Alan	55.9	\$2,515.50
Furner, Dean	54.6	\$2,457.00

PUBLIC DEFENDER SERVICES
TOTAL TRAVEL TIME (July 1, 2017 - June 30, 2018)
TRAVEL TIME IS PAID AT THE OUT-OF-COURT RATE OF \$45/HOUR

ATTORNEY	TOTAL TIME	TOTAL (\$)
Pellegrin, Mark	54.3	\$2,443.50
Donadieu, Michael	53.6	\$2,412.00
Ogle, Candace	53.4	\$2,403.00
Shaw, Michael	53.2	\$2,394.00
Callaghan, Julia	52.9	\$2,380.50
Klatt, Wilbert	52.3	\$2,353.50
Hostler, Carl	52.2	\$2,349.00
Thorne, Steven	52.0	\$2,340.00
Dyer, Zachary	50.6	\$2,277.00
Hausman, Linda	50.4	\$2,268.00
Pfeifer, Stephanie	50.2	\$2,259.00
Kettering, Paul	49.5	\$2,227.50
Delligatti, Matthew	49.4	\$2,223.00
Christ, Katrina	49.0	\$2,205.00
Conway, Glen	49.0	\$2,205.00
Farnsworth, Michael	48.7	\$2,191.50
Thompson, John M., Jr.	48.4	\$2,178.00
Shreve, Ryan	48.0	\$2,160.00
Safcsak, Michael	47.6	\$2,142.00
Skillman, David	47.4	\$2,133.00
French, Michael	47.3	\$2,128.50
Erhard, Craig	47.2	\$2,124.00
Rollo, Lance	47.0	\$2,115.00
Starcher, Heather	46.9	\$2,110.50
Lyons, Teresa	45.9	\$2,065.50
Hoffman, Travis	45.0	\$2,025.00
Wilson, Christopher	45.0	\$2,025.00
Glass, Jason	44.7	\$2,011.50
Dixon, Sarah	44.3	\$1,993.50
Evans, Jenny M.	43.7	\$1,966.50
DAtri, Seth	43.6	\$1,962.00
Minutelli, Michelle	43.6	\$1,962.00
Stanley, Gina	42.7	\$1,921.50
Bowser, Elmer	42.5	\$1,912.50
DeMoss, David	42.4	\$1,908.00
Reynolds, Owen	42.3	\$1,903.50
Karr, Thomas	41.1	\$1,849.50

PUBLIC DEFENDER SERVICES
TOTAL TRAVEL TIME (July 1, 2017 - June 30, 2018)
TRAVEL TIME IS PAID AT THE OUT-OF-COURT RATE OF \$45/HOUR

ATTORNEY	TOTAL TIME	TOTAL (\$)
Simmons, Berkeley	40.6	\$1,827.00
Hamilton, Neal Jay	40.5	\$1,822.50
Saad, Abraham	40.4	\$1,818.00
Garrett, Linda	40.2	\$1,809.00
Ball, Gregory	40.0	\$1,800.00
Delligatti, Anthony	39.5	\$1,777.50
Sturm, Heidi	39.2	\$1,764.00
Michael, Diane	39.1	\$1,759.50
Shumaker, Brandon	38.9	\$1,750.50
Bailey, Dennis	37.3	\$1,678.50
Dalby, Nancy	36.7	\$1,651.50
Davis, Morris	36.2	\$1,629.00
Phillips, Todd	35.9	\$1,615.50
Bowers, Jeffrey Stuart, II	35.6	\$1,602.00
Bush, Frank	35.3	\$1,588.50
Redman, Tiffany	35.3	\$1,588.50
Kuenzel, Robert	35.1	\$1,579.50
Taylor, Jennifer	35.0	\$1,575.00
Evans, Wayne	34.5	\$1,552.50
Brown, Scott	34.4	\$1,548.00
Van Zant, Susan	34.3	\$1,543.50
Hart, David W	33.6	\$1,512.00
Gray, Brandon	33.5	\$1,507.50
Bogarad, Sharon	33.4	\$1,503.00
Thompson, David	32.9	\$1,480.50
Blair, Jerry	32.8	\$1,476.00
Morgan, Tony	32.5	\$1,462.50
Rist, Thomas	32.5	\$1,462.50
Bailey, Reggie	32.3	\$1,453.50
Harmon-Schamberger, Barbara	32.3	\$1,453.50
Brill, Jonathan	32.0	\$1,440.00
Blyler, Howard	31.7	\$1,426.50
Hoosier, Adrian	31.7	\$1,426.50
Simpkins, Jeffrey	31.0	\$1,395.00
Newbold, Wiley	30.8	\$1,386.00
Flanigan, Paige	29.7	\$1,336.50
Pritt, Christopher	29.6	\$1,332.00

PUBLIC DEFENDER SERVICES
TOTAL TRAVEL TIME (July 1, 2017 - June 30, 2018)
TRAVEL TIME IS PAID AT THE OUT-OF-COURT RATE OF \$45/HOUR

ATTORNEY	TOTAL TIME	TOTAL (\$)
Mauser, Bernard	29.4	\$1,323.00
Bright, Hilary	29.2	\$1,314.00
Campbell, Robert	29.2	\$1,314.00
White, Thomas	28.8	\$1,296.00
Dyer, Thomas	28.5	\$1,282.50
Younger, C. Christopher	28.5	\$1,282.50
Logue, Sean	28.0	\$1,260.00
Mirhoseini, David	28.0	\$1,260.00
Shafer, Amy	27.9	\$1,255.50
Banks, Clarissa	27.6	\$1,242.00
Janutolo, Shane	27.5	\$1,237.50
Chapman, Nate	27.0	\$1,215.00
Hill, Susie	27.0	\$1,215.00
Grunau, David	26.8	\$1,206.00
Carlton, Robert	26.7	\$1,201.50
Workman, Elliott	26.5	\$1,192.50
Ciliberti, Anthony	26.1	\$1,174.50
Garrett, Karen	26.1	\$1,174.50
Cary, Michael	26.0	\$1,170.00
Isner, Phillip	25.1	\$1,129.50
Adkins, Melia	24.7	\$1,111.50
James, Nicholas	24.6	\$1,107.00
Mick, Rebecca E	24.2	\$1,089.00
Borrer, Maria	23.9	\$1,075.50
Wilson, Kristen	23.7	\$1,066.50
Jarrell, Cynthia J.	23.5	\$1,057.50
Turkett, Holly	23.2	\$1,044.00
Lyall, Jerry	23.1	\$1,039.50
Smith, Richard	23.1	\$1,039.50
Zimarowski, Thomas	23.1	\$1,039.50
Hayhurst, Eric	23.0	\$1,035.00
Hess, Samuel	23.0	\$1,035.00
Marcum, Justin	22.5	\$1,012.50
Stroech, Christopher	22.1	\$994.50
Rumora, Marsha	22.0	\$990.00
Bowser, Philip	21.6	\$972.00
Kirkland, J. Daniel	21.5	\$967.50

PUBLIC DEFENDER SERVICES
TOTAL TRAVEL TIME (July 1, 2017 - June 30, 2018)
TRAVEL TIME IS PAID AT THE OUT-OF-COURT RATE OF \$45/HOUR

ATTORNEY	TOTAL TIME	TOTAL (\$)
Ribel, Katica	21.4	\$963.00
Froble, Michael	21.2	\$954.00
Karickhoff, David	21.2	\$954.00
Taylor, Adam	21.1	\$949.50
Rogers, John	20.9	\$940.50
Curry, Roger	20.8	\$936.00
Robinson, Kevin	20.7	\$931.50
Williams, John E., Jr.	20.1	\$904.50
Blair, John	20.0	\$900.00
Tate, Rebecca	20.0	\$900.00
Eachus, Michael	19.8	\$891.00
Harwood, Jason	19.8	\$891.00
Bucy, Winifred	19.7	\$886.50
Martin, James	19.6	\$882.00
Hart, David	19.5	\$877.50
Chapman, Mary Beth	18.8	\$846.00
Flanigan, Ryan	18.2	\$819.00
Radman, Scott	18.2	\$819.00
Morgan, Damon	18.1	\$814.50
Turner, Ryan	18.1	\$814.50
Casey, James	17.3	\$778.50
Swaton, Jordan	17.3	\$778.50
Moye, David	17.1	\$769.50
Nelson, James	17.0	\$765.00
Hatfield, Ronald	16.8	\$756.00
Moore, Jared	16.8	\$756.00
Norman, Taylor	16.8	\$756.00
Munoz, Joe	16.5	\$742.50
Williams, Dean	16.5	\$742.50
Moore, David K.	16.2	\$729.00
McClure, Allison	16.0	\$720.00
Noone, Robert	16.0	\$720.00
ReBrook, Edward, III	16.0	\$720.00
Wolfe, B. Scott	16.0	\$720.00
Conway, Krista	15.8	\$711.00
Kuhn, Kelley	15.8	\$711.00
Solomon, Alexandria	15.8	\$711.00

PUBLIC DEFENDER SERVICES
TOTAL TRAVEL TIME (July 1, 2017 - June 30, 2018)
TRAVEL TIME IS PAID AT THE OUT-OF-COURT RATE OF \$45/HOUR

ATTORNEY	TOTAL TIME	TOTAL (\$)
Staten, Zachary	15.6	\$702.00
Babineau, Robyn	15.4	\$693.00
Rosenlieb, Duane	15.4	\$693.00
Beavers, Patricia	15.2	\$684.00
Cooper, Christopher	15.2	\$684.00
Robertson, Connor	15.2	\$684.00
Stollings, Harley	15.0	\$675.00
McCoid, Robert G.	14.8	\$666.00
Sayre, Travis	14.8	\$666.00
Bradford, Matthew	14.4	\$648.00
Doneghy, Brendan	14.4	\$648.00
Flower, Brandon	14.4	\$648.00
Saville, Royce	14.4	\$648.00
White, Keith	14.4	\$648.00
Lanham, Amy	14.3	\$643.50
Roahrig, Randal	14.0	\$630.00
Butler, John	13.8	\$621.00
Hall, Dwight	13.0	\$585.00
Sharley, Michael	13.0	\$585.00
Bottner, Kirk	12.6	\$567.00
Beeman, Terry	12.2	\$549.00
Boggs Lefler, Leigh	12.2	\$549.00
Nestor, William	12.2	\$549.00
Scantlebury, Phillip	12.2	\$549.00
Hill Johnson, Karen	12.1	\$544.50
Blankenship, Steven	12.0	\$540.00
Mallett, Shane	12.0	\$540.00
Gallagher, William	11.8	\$531.00
Pomeroy, Rebecca	11.5	\$517.50
Acord, Dara	11.2	\$504.00
VanVolkenburg, Jeffrey	11.2	\$504.00
Harsh, Rhonda	10.8	\$486.00
Cook, Erica	10.6	\$477.00
Selden, Stanley	10.6	\$477.00
White, Max	10.6	\$477.00
Stephens, Gloria	10.4	\$468.00
Mullins-Taylor, Mindi	10.1	\$454.50

PUBLIC DEFENDER SERVICES
TOTAL TRAVEL TIME (July 1, 2017 - June 30, 2018)
TRAVEL TIME IS PAID AT THE OUT-OF-COURT RATE OF \$45/HOUR

ATTORNEY	TOTAL TIME	TOTAL (\$)
Fragile, Matthew	10.0	\$450.00
Jett, Sarabeth	10.0	\$450.00
Tissue, Philip	9.9	\$445.50
Justice, Ashley	9.8	\$441.00
Williams, Paul	9.6	\$432.00
Keyser Fugate, Lora	9.4	\$423.00
Weese, Tracy	9.4	\$423.00
Collins, David	9.2	\$414.00
Poole, Zachary	9.1	\$409.50
Sutton, John	9.1	\$409.50
Wellborn, Luci	9.1	\$409.50
Danford, John	9.0	\$405.00
Finch, Laura	8.8	\$396.00
Kirby, Todd	8.7	\$391.50
Livingood, Robb	8.6	\$387.00
Geary, James Paul, II	8.5	\$382.50
Thompson, Lauren	8.5	\$382.50
Eagloski, N. Edward	8.3	\$373.50
McGee, Thomas	8.2	\$369.00
Dawson, David	8.0	\$360.00
Steele, Brandon	7.9	\$355.50
Moore, Michael	7.8	\$351.00
Blickenstaff, Brian	7.6	\$342.00
Selario, Michael	7.2	\$324.00
Stone, Robert C., Jr.	7.2	\$324.00
Klie Kolenich, Erika	7.1	\$319.50
Mallow, April	7.1	\$319.50
Pratt, Lena Donna	7.1	\$319.50
Lefler, Christopher	7.0	\$315.00
Olcott, Heather	7.0	\$315.00
Judy, David	6.9	\$310.50
Dawson, William	6.7	\$301.50
Burns, Daniel	6.6	\$297.00
Games-Neely, Pamela	6.6	\$297.00
Moran, Jane	6.6	\$297.00
Taylor, Paul	6.5	\$292.50
Summers, William B.	6.2	\$279.00

PUBLIC DEFENDER SERVICES
TOTAL TRAVEL TIME (July 1, 2017 - June 30, 2018)
TRAVEL TIME IS PAID AT THE OUT-OF-COURT RATE OF \$45/HOUR

ATTORNEY	TOTAL TIME	TOTAL (\$)
Ray, Amanda	6.1	\$274.50
Gerber, Jay, Jr.	6.0	\$270.00
Price, Tom	6.0	\$270.00
Tucker, Gregory	6.0	\$270.00
Christopher, Braden	5.7	\$256.50
Thompson, Joshua	5.6	\$252.00
Allender, Megan	5.5	\$247.50
Gaydos, Mark	5.4	\$243.00
Olds, Evan	4.8	\$216.00
Rohrig, Frederick M. Dean	4.8	\$216.00
Hayden, Gerald	4.7	\$211.50
Davis, Elizabeth	4.6	\$207.00
Miller, Christopher	4.5	\$202.50
Thorn, Matthew	4.4	\$198.00
Cogan, Timothy	4.3	\$193.50
Anderson, David	4.2	\$189.00
Arbaugh, Tiffany	4.2	\$189.00
Secret, Michael	4.2	\$189.00
Sellaro, Amber	4.2	\$189.00
Triplett, Jefferson	4.2	\$189.00
Childers, Sharon	4.1	\$184.50
Griffith, Thelma	4.0	\$180.00
Goldstein, Richard	3.9	\$175.50
Moye, Lisa	3.9	\$175.50
Taylor, Chad	3.9	\$175.50
Cardoso, Leanne	3.8	\$171.00
Payne, Michael	3.7	\$166.50
Martin, Joshua	3.6	\$162.00
Lusk, Kyle	3.4	\$153.00
Cisco, Robin	3.3	\$148.50
Hawrot, Lisa	3.2	\$144.00
Underwood, Jared	3.2	\$144.00
Howley, Loren	3.0	\$135.00
White, Justin	3.0	\$135.00
Bellomy, Donald	2.9	\$130.50
Farrell, Allison	2.9	\$130.50
Sweeney, LaVerne	2.9	\$130.50

PUBLIC DEFENDER SERVICES
TOTAL TRAVEL TIME (July 1, 2017 - June 30, 2018)
TRAVEL TIME IS PAID AT THE OUT-OF-COURT RATE OF \$45/HOUR

ATTORNEY	TOTAL TIME	TOTAL (\$)
Wolfe, Steven	2.9	\$130.50
Rohrbaugh, Tyler	2.8	\$126.00
Cameon, Brent	2.7	\$121.50
Mann, Amy	2.4	\$108.00
Ewing, Thomas	2.3	\$103.50
Bean, William	2.1	\$94.50
Bradford, Timothy	2.1	\$94.50
Hobbs, Mark	2.0	\$90.00
Knipp, Paul	2.0	\$90.00
LaCaria, Philip	2.0	\$90.00
Littlepage, Stephen	2.0	\$90.00
McGraw, Warren, II	2.0	\$90.00
Moore, Jerry	2.0	\$90.00
Moore, Marc	2.0	\$90.00
Bouchillon, Neil R.	1.8	\$81.00
Jeffries, Mark	1.6	\$72.00
Davenport, Michael	1.5	\$67.50
Frum, G. Bradley	1.5	\$67.50
Gall, Conrad	1.5	\$67.50
Gilliam, Candice	1.5	\$67.50
Hendricks, Peter	1.5	\$67.50
Holderby, Terrance	1.5	\$67.50
Madia, Samuel	1.5	\$67.50
Vital, Richard L.	1.5	\$67.50
Barnett, Kenneth	1.4	\$63.00
Ilderton, Robert	1.4	\$63.00
Tucker, Ashley	1.2	\$54.00
Hall, Karen	1.1	\$49.50
Dante, Holly	1.0	\$45.00
Harvey, Matthew	1.0	\$45.00
OBrien, Jamie	1.0	\$45.00
Baumgartel, Rolf	0.9	\$40.50
Brunicardi-Doss, Angela	0.9	\$40.50
Lipscomb, Gail	0.9	\$40.50
Barrat, Robert	0.8	\$36.00
Gilbert, David	0.8	\$36.00
Wagner, Jennifer	0.8	\$36.00

PUBLIC DEFENDER SERVICES
TOTAL TRAVEL TIME (July 1, 2017 - June 30, 2018)
TRAVEL TIME IS PAID AT THE OUT-OF-COURT RATE OF \$45/HOUR

ATTORNEY	TOTAL TIME	TOTAL (\$)
Clark, Matthew	0.6	\$27.00
Fleshman, Martha	0.6	\$27.00
Giggenbach, Fred	0.6	\$27.00
McCourt, William	0.6	\$27.00
Simmerman, Frank, III	0.6	\$27.00
Slavey, Tyler	0.6	\$27.00
Underwood Poe, Molly	0.6	\$27.00
Zurbuch, Peter	0.6	\$27.00
Bazzle, J. Parker, II	0.5	\$22.50
Bowen, Jeff	0.5	\$22.50
Le, Quan	0.5	\$22.50
Meeteer, Jennifer Dempsey	0.5	\$22.50
Milleson, William	0.5	\$22.50
Payne, Debbie Flowers	0.5	\$22.50
Roop, Carl W.	0.5	\$22.50
Walters, Nathan	0.5	\$22.50
DeHaven, Carrie	0.4	\$18.00
Louderback, Robin	0.4	\$18.00
Dove, Evan	0.3	\$13.50
Total	59,698.8	\$2,686,446.00

**PUBLIC DEFENDER SERVICES
 FY2018 HIGHEST COMPENSATED
 TOTAL \$ AND TOTAL OF IN- AND OUT-OF-COURT HOURS
 IN ORDER BY TOTAL \$**

PAYEE ATTORNEY	FY2018			FY2017			FY2016			FY2015			FY2014			
	# OF ATTSY	TOTAL \$	IN	OUT	TOTAL \$	IN	OUT	TOTAL \$	IN	OUT	TOTAL \$	IN	OUT	TOTAL \$	IN	OUT
KIRKPATRICK LAW OFFICE PLLC	2	204,009.00	247.80	4,175.60	271,320.00	436.80	5,398.40	150,278.50	280.40	2,934.50	75,407.50	158.90	1,446.20	94,380.00	251.40	1,734.20
KIRKPATRICK DAVID		157,757.50	172.40	3,256.70	194,641.00	293.30	3,901.70	143,902.50	268.50	2,810.00	75,407.50	158.90	1,446.20	48,883.50	97.20	945.90
OSGOOD AMY		46,251.50	75.40	918.90	0.00	0.00	0.00	0.00	0.00	0.00	0.00	0.00	0.00	0.00	0.00	0.00
ROSS KRISTEN		0.00	0.00	0.00	76,679.00	143.50	1,496.70	6,376.00	11.90	124.50	0.00	0.00	0.00	0.00	0.00	0.00
TAYLOR ADAM		0.00	0.00	0.00	0.00	0.00	0.00	0.00	0.00	0.00	0.00	0.00	0.00	45,496.50	154.20	788.30
VICTOR & VICTOR LLP	2	196,714.50	460.20	3,706.70	195,479.44	477.50	3,654.27	260,687.00	828.60	4,596.17	190,962.50	546.10	3,454.80	224,457.50	598.60	4,123.30
HELGOE BARRON		0.00	0.00	0.00	0.00	0.00	0.00	14,766.00	47.10	260.10	8,034.50	38.80	122.50	2,230.00	8.90	36.70
VICTOR JENNIFER		75,289.00	191.90	1,395.90	78,139.00	200.30	1,447.10	90,021.00	274.20	1,604.40	66,140.50	194.60	1,188.70	68,712.00	212.70	1,219.70
VICTOR MATTHEW		121,425.50	268.30	2,310.80	117,340.44	277.20	2,207.17	155,900.00	507.30	2,731.67	116,787.50	312.70	2,143.60	153,515.50	377.00	2,866.90
MICHAEL R WHITT	1	170,456.00	255.40	3,419.00	200,240.00	337.00	3,963.00	205,628.00	377.80	4,023.80	141,062.00	273.40	2,739.80	115,555.00	210.80	2,263.40
ELIZABETH A FRENCH	1	166,155.00	395.40	3,121.20	98,035.00	276.20	1,779.60	121,532.00	415.60	2,100.40	37,846.00	124.70	660.90	0.00	0.00	0.00
RUTH LAW OFFICES PLLC	1	165,961.00	601.70	2,818.90	173,918.00	622.00	2,966.40	146,744.15	671.76	2,290.67	182,334.50	603.40	3,180.30	198,219.00	653.10	3,461.50
EVANS THOMAS HANNA PLLC	2	160,810.00	408.50	2,983.50	181,909.00	509.90	3,305.90	164,274.50	477.10	2,961.40	140,220.00	406.80	2,528.40	118,950.00	328.90	2,168.26
EVANS THOMAS H III		118,954.50	253.20	2,277.70	136,494.50	343.60	2,536.90	157,673.00	453.70	2,848.50	140,220.00	406.80	2,528.40	118,950.00	328.90	2,168.26
MILLER JOSHUA		41,855.50	155.30	705.80	45,414.50	166.30	769.00	6,601.50	23.40	112.90	0.00	0.00	0.00	0.00	0.00	0.00
HAGER & LAWSON PLLC	2	155,860.00	478.70	2,772.10	140,433.50	485.20	2,419.90	14,367.00	34.80	269.00	0.00	0.00	0.00	0.00	0.00	0.00
HAGER EARL		84,446.50	220.70	1,557.80	71,282.00	220.60	1,265.40	7,146.50	24.10	124.00	0.00	0.00	0.00	0.00	0.00	0.00
LAWSON JOSHUA		71,413.50	258.00	1,214.30	69,151.50	264.60	1,154.50	7,220.50	10.70	145.00	0.00	0.00	0.00	0.00	0.00	0.00
NESSEL LAW FIRM	1	146,022.50	555.40	2,442.70	183,803.50	567.50	3,264.80	132,983.00	442.30	2,316.30	85,369.50	297.00	1,468.10	45,116.50	195.80	719.75
CHILD LAW SERVICES INC	4	142,300.50	488.10	2,457.20	169,723.00	584.60	2,927.20	174,319.00	522.80	3,118.60	162,298.00	582.30	2,765.52	105,807.00	312.90	1,899.30
ALVAREZ JENNIFER		0.00	0.00	0.00	0.00	0.00	0.00	20,748.50	66.10	365.60	54,615.50	202.00	921.90	3,904.50	12.30	69.00
BOND WALLACE CATHERINE		120,551.00	399.40	2,102.00	91,124.50	329.60	1,548.90	72,182.50	214.10	1,294.80	58,790.50	202.80	1,013.52	62,900.00	224.50	1,073.50
DAVIS ELIZABETH		782.50	2.90	13.20	0.00	0.00	0.00	0.00	0.00	0.00	0.00	0.00	0.00	0.00	0.00	0.00
ESTEP-MORGAN MALORIE		1,041.00	4.80	16.20	23,628.50	87.70	398.40	79,833.50	235.30	1,434.20	45,490.50	163.80	774.30	0.00	0.00	0.00
HUSON ALLISON		0.00	0.00	0.00	0.00	0.00	0.00	0.00	0.00	0.00	0.00	0.00	0.00	0.00	0.00	0.00
LYNCH JULIE		0.00	0.00	0.00	0.00	0.00	0.00	0.00	0.00	0.00	3,401.50	13.70	55.80	742.50	1.80	13.90
OGLESBY MONICA		19,926.00	81.00	325.80	54,970.00	167.30	979.90	1,554.50	7.30	24.00	0.00	0.00	0.00	0.00	0.00	0.00
KURELAC LAW OFFICE PLLC	2	141,668.50	287.30	2,733.20	134,360.50	326.00	2,514.90	255,973.00	534.80	4,915.80	142,891.00	320.30	2,712.70	256,908.64	562.90	4,896.00
KURELAC PETER		73,857.00	170.70	1,394.70	71,112.00	177.00	1,324.60	142,960.00	282.80	2,768.40	90,829.50	196.50	1,734.60	136,046.64	290.60	2,603.50
KURELAC PATRICIA		67,811.50	116.60	1,338.50	63,248.50	149.00	1,190.30	113,013.00	252.00	2,147.40	52,061.50	123.80	978.10	120,862.00	272.30	2,292.50
WHITEMAN BURDETTE PLLC	3	137,508.00	183.00	2,791.40	169,796.00	245.80	3,418.20	133,418.00	210.70	2,660.50	146,712.50	210.10	2,956.80	144,670.00	207.20	2,915.60
DANFORD ROBYN		57,170.50	82.70	1,151.00	68,072.00	90.70	1,381.70	53,684.50	75.80	1,083.50	76,294.50	102.00	1,548.10	81,052.00	106.10	1,647.90
MINUTELLI MICHELLE		56,614.00	64.10	1,165.50	101,724.00	155.10	2,036.50	79,733.50	134.90	1,577.00	70,418.00	108.10	1,408.70	63,618.00	101.10	1,267.70
MINUTELLI VITO		23,723.50	36.20	474.90	0.00	0.00	0.00	0.00	0.00	0.00	0.00	0.00	0.00	0.00	0.00	0.00
GREGG PHILLIP DAVIS	1	132,828.00	464.70	2,280.50	62,709.00	199.20	1,105.80	38,762.50	109.10	703.80	5,535.50	14.20	102.50	0.00	0.00	0.00
MOUNTAINEER LEGAL SERVICES PLLC	3	131,332.00	157.70	2,690.70	158,648.50	256.10	3,155.60	138,734.50	188.30	2,811.00	194,865.00	287.40	3,915.20	164,539.00	251.60	3,293.00
IAPALUCCI ALLISON		57,580.00	83.60	1,158.80	79,843.00	162.20	1,540.00	52,232.50	110.30	1,001.40	70,984.50	128.10	1,392.40	62,662.50	123.30	1,214.40
NELSON MARY		72,881.50	72.20	1,515.30	78,805.50	93.90	1,615.60	86,502.00	78.00	1,809.60	123,880.50	159.30	2,522.80	101,876.50	128.30	2,078.60

**PUBLIC DEFENDER SERVICES
 FY2018 HIGHEST COMPENSATED
 TOTAL \$ AND TOTAL OF IN- AND OUT-OF-COURT HOURS
 IN ORDER BY TOTAL \$**

PAYEE ATTORNEY	FY2018			FY2017			FY2016			FY2015			FY2014			
	# OF ATTVS	TOTAL \$	IN	OUT	TOTAL \$	IN	OUT	TOTAL \$	IN	OUT	TOTAL \$	IN	OUT	TOTAL \$	IN	OUT
WAGNER JENNIFER		870.50	1.90	16.60		0.00	0.00	0.00	0.00	0.00	0.00	0.00	0.00	0.00	0.00	0.00
MOFFATT CHRISTOPHER G	1	127,368.00	350.10	2,324.70	103,513.00	243.20	1,949.00	124,399.00	316.40	2,307.40	165,409.24	360.20	3,155.47	198,151.00	332.50	3,923.08
GARRETT & GARRETT	3	127,342.00	320.90	2,366.30	249,179.00	543.40	4,752.40	174,938.50	392.00	3,321.30	129,477.00	275.10	2,479.90	140,872.30	293.10	2,707.13
GARRETT KAREN		31,760.50	74.00	598.90	79,070.50	187.70	1,486.00	43,298.00	102.10	814.70	69,155.50	158.60	1,307.70	59,598.50	108.00	1,168.41
GARRETT LARY		56,852.00	132.70	1,071.70	111,473.50	196.40	2,193.50	90,871.50	181.50	1,757.20	57,133.00	107.60	1,114.20	81,273.80	185.10	1,538.72
ORNDORFF JOSHUA		38,729.50	114.20	695.70	58,635.00	159.30	1,072.90	40,769.00	108.40	749.40	3,188.50	8.90	58.00	0.00	0.00	0.00
HARVEY & JANUTOLO	2	124,972.00	202.40	2,484.80	160,827.00	337.80	3,086.00	241,759.50	488.10	4,667.40	282,225.50	684.40	5,283.10	202,778.50	482.90	3,808.63
HAGER NATALIE		0.00	0.00	0.00	21,691.50	53.40	404.90	74,613.50	246.10	1,302.60	82,202.00	286.90	1,412.30	61,419.00	176.60	1,109.75
HARVEY HENRY		51,167.00	88.30	1,009.50	42,276.00	61.80	850.20	67,780.00	78.80	1,392.40	71,917.00	100.70	1,452.70	31,783.00	49.20	635.22
HARVEY JOSEPH		73,805.00	114.10	1,475.30	79,968.50	174.10	1,525.60	97,901.50	156.80	1,949.10	122,568.50	279.10	2,320.60	109,576.50	257.10	2,063.65
JANUTOLO SHANE		0.00	0.00	0.00	15,122.50	44.90	271.20	0.00	0.00	0.00	0.00	0.00	0.00	0.00	0.00	0.00
JANUTOLO THOMAS		0.00	0.00	0.00	1,768.50	3.60	34.10	1,464.50	6.40	23.30	5,538.00	17.70	97.50	0.00	0.00	0.00
GARVIN LAW PLLC	1	124,606.50	285.60	2,356.50	91,354.50	216.00	1,718.10	90,423.50	232.90	1,673.00	25,766.00	62.50	482.30	69,594.50	162.10	1,312.40
SHARON K CHILDERS	1	124,579.00	327.20	2,295.80	147,726.50	396.70	2,709.80	141,130.50	372.00	2,598.90	141,009.00	335.10	2,649.50	103,474.50	238.80	1,954.50
ALLENDER LAW OFFICE PLLC	1	123,417.00	252.90	2,377.30	77,066.00	178.60	1,454.60	25,621.50	48.30	499.60	0.00	0.00	0.00	0.00	0.00	0.00
JEFFERY A DAVIS	1	123,066.00	193.50	2,455.30	57,119.50	106.70	1,115.20	3,583.50	13.80	59.70	0.00	0.00	0.00	0.00	0.00	0.00
ROSINSKY LAW OFFICE	1	122,864.90	382.50	2,177.83	118,121.00	334.70	2,141.46	100,782.00	414.90	1,640.30	58,576.50	144.00	1,093.70	64,208.50	189.80	1,152.70
MAGANN LAW OFFICE PLLC	1	120,102.50	130.60	2,480.30	119,815.50	177.00	2,406.90	114,903.50	202.30	2,261.20	95,475.00	202.20	1,829.60	69,579.50	163.60	1,309.90
DUNLAP ROBERT ESQ PLLC	2	118,391.00	223.00	2,308.80	63,089.50	151.40	1,183.30	48,858.50	123.40	907.50	24,262.00	99.80	395.00	22,453.55	110.50	339.36
DUNLAP ROBERT		118,322.50	222.50	2,308.00	35,067.50	105.70	626.60	45,969.50	123.40	843.30	24,262.00	99.80	395.00	22,453.55	110.50	339.36
OSGOOD AMY		0.00	0.00	0.00	28,022.00	45.70	556.70	2,889.00	0.00	64.20	0.00	0.00	0.00	0.00	0.00	0.00
SMITH SARAH		68.50	0.50	0.80	0.00	0.00	0.00	0.00	0.00	0.00	0.00	0.00	0.00	0.00	0.00	0.00
LAW OFFICE OF ROBBY N LONG LC	1	117,561.00	415.50	2,012.30	104,093.00	378.40	1,766.60	115,894.50	453.00	1,921.10	77,273.00	387.40	1,157.60	62,039.00	326.60	906.88
RUMORA & RUMORA LC	2	111,550.00	224.60	2,154.47	149,106.50	302.80	2,876.10	175,003.00	338.30	3,400.30	142,948.50	415.20	2,576.90	18,931.00	57.00	338.36
RUMORA MARSHA		62,707.00	148.70	1,178.70	108,881.50	242.30	2,069.60	131,216.50	274.10	2,520.00	105,561.50	317.50	1,887.20	0.00	0.00	0.00
RUMORA RONALD		48,843.00	75.90	975.77	40,225.00	60.50	806.50	43,786.50	64.20	880.30	37,387.00	97.70	689.70	18,931.00	57.00	338.36
MOSES JOSEPH J	1	110,730.00	203.10	2,167.30	77,074.00	119.60	1,540.00	160,759.50	246.90	3,215.80	107,795.00	197.20	2,110.60	186,659.50	290.30	3,728.66
MARK D PANEPINTO	1	107,885.50	67.40	2,300.10	82,600.50	59.10	1,750.20	80,838.00	84.60	1,674.20	97,745.00	109.60	2,013.80	69,784.00	63.80	1,458.60
LAW OFFICE OF COURTNEY L AHLBORN PLLC	1	107,180.50	341.30	1,888.80	111,888.00	297.00	2,057.40	135,832.50	370.80	2,482.90	72,659.50	220.40	1,296.30	116,520.00	340.50	2,097.50
SHERMAN LAWRENCE E JR LC	3	107,120.50	354.50	1,868.40	90,696.50	275.80	1,617.10	86,117.00	271.60	1,521.40	156,628.50	500.70	2,757.40	128,981.00	378.10	2,320.10
MALLOW APRIL		2,312.50	4.70	44.60	0.00	0.00	0.00	0.00	0.00	0.00	0.00	0.00	0.00	0.00	0.00	0.00
SHERMAN LAWRENCE E JR		48,398.50	163.40	839.50	24,332.00	87.10	414.90	25,696.50	91.20	439.30	59,392.50	201.00	1,029.50	56,627.00	173.20	1,008.20
VANCE BRIAN		56,409.50	186.40	984.30	66,364.50	188.70	1,202.20	60,420.50	180.40	1,082.10	97,236.00	299.70	1,727.90	72,354.00	204.90	1,311.90
SHAW & SHAW LC	1	105,084.00	303.30	1,897.10	100,753.00	271.70	1,846.50	83,214.50	237.40	1,506.30	86,224.50	307.80	1,471.50	98,121.50	334.90	1,696.73
DANIEL S COREY	1	101,328.00	44.40	2,187.60	124,877.50	56.60	2,693.30	147,169.50	76.80	3,119.50	146,537.00	100.30	3,111.50	132,891.00	89.40	2,824.00
SCOTT A SHOUGH	1	101,054.00	175.60	1,992.00	112,285.00	173.30	2,244.90	52,553.50	137.60	969.10	79,395.50	119.80	1,591.30	76,875.00	106.50	1,554.50
PULLIN FOWLER FLANAGAN BROWN & POE PLLC	8	100,310.50	140.00	2,026.90	35,600.50	101.30	644.80	61,883.00	200.20	1,086.00	80,847.00	247.50	1,439.10	56,400.00	194.70	972.10
BURNS DANIEL		19,906.00	44.90	377.50	4,667.50	10.40	88.70	14,519.00	41.50	262.70	12,257.50	44.30	208.40	4,766.50	22.10	74.00

**PUBLIC DEFENDER SERVICES
FY2018 HIGHEST COMPENSATED
TOTAL \$ AND TOTAL OF IN- AND OUT-OF-COURT HOURS
IN ORDER BY TOTAL \$**

PAYEE ATTORNEY	FY2018			FY2017			FY2016			FY2015			FY2014			
	# OF ATTYS	TOTAL \$	IN	OUT	TOTAL \$	IN	OUT	TOTAL \$	IN	OUT	TOTAL \$	IN	OUT	TOTAL \$	IN	OUT
CHAPMAN MARY BETH		16,805.50	48.50	303.40	15,016.00	60.50	246.30	18,071.50	85.70	277.80	10,333.50	49.80	157.70	6,809.50	58.10	67.40
HARKINS JANE		0.00	0.00	0.00	0.00	0.00	0.00	4,116.00	12.30	73.70	7,552.50	22.80	134.90	10,042.50	44.70	158.60
JUSTICE ASHLEY		4,878.00	9.00	95.40	1,262.50	3.50	23.00	2,969.00	6.70	56.30	5,101.00	11.60	96.60	2,460.00	6.00	46.00
LEMLEY COURTNEY		0.00	0.00	0.00	0.00	0.00	0.00	0.00	0.00	0.00	22,295.50	54.80	416.30	15,802.00	22.40	318.80
MCCULLOCH COLLEEN		1,717.50	4.20	32.10	0.00	0.00	0.00	239.00	1.60	3.00	1,559.50	9.80	20.50	5,036.50	19.40	83.90
OLDS EVAN		1,462.50	0.00	32.50	0.00	0.00	0.00	0.00	0.00	0.00	0.00	0.00	0.00	0.00	0.00	0.00
ROBINSON KEVIN		49,851.00	9.90	1,093.50	8,223.00	4.80	175.80	14,395.00	11.00	304.00	13,842.50	23.20	274.10	8,602.00	9.80	177.00
UNDERWOOD JARED		5,054.00	21.40	81.40	4,593.50	18.40	75.50	6,977.00	40.60	96.40	7,405.50	29.40	122.10	1,936.50	8.40	30.90
UNDERWOOD POE MOLLY		636.00	2.10	11.10	1,838.00	3.70	35.50	596.50	0.80	12.10	499.50	1.80	8.50	944.50	3.80	15.50
BULLMAN & BULLMAN	2	100,303.00	513.80	1,486.80	116,392.50	567.00	1,767.50	129,491.00	633.10	1,963.10	84,372.50	352.00	1,366.50	106,006.00	456.80	1,695.87
BULLMAN EDWARD		49,971.00	229.20	779.40	70,727.00	311.20	1,122.20	88,193.00	424.90	1,346.10	59,985.50	248.20	974.50	56,876.50	228.50	933.87
BULLMAN SANDRA		50,332.00	284.60	707.40	45,665.50	255.80	645.30	41,298.00	208.20	617.00	24,387.00	103.80	392.00	49,129.50	228.30	762.00

Appendix E

Historical Overview



PDS Interns Robert Evans (Appalachian Law School) and Trevor Wooten (WVU Undergrad) pause their project to pose.

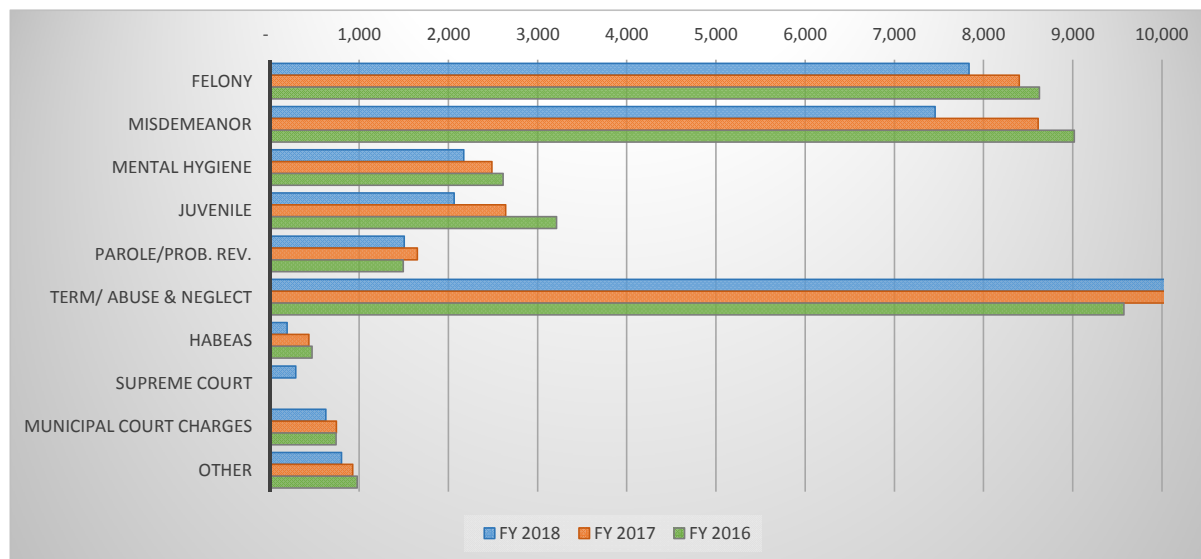
Panel Attorney Three Year Comparisons:

- Claims Paid (without Direct Expenses or Supplementals)
- Expenses Paid by Case Type
- Expenses Paid by Expense Type
- Travel Expenses & Investigator Expenses (as Percentage of Total Expenses)
- Hours Paid
- In/Out of Court
- Average Costs by Case Type
 - o Total
 - o Without Supplemental or Direct Expenses

Panel Attorney/PDC Historical Overview of Key Indicators

**PUBLIC DEFENDER SERVICES
 APPOINTED COUNSEL CLAIMS PAID
 Including Supplementals and Direct Expenses
 Three Year Comparison¹**

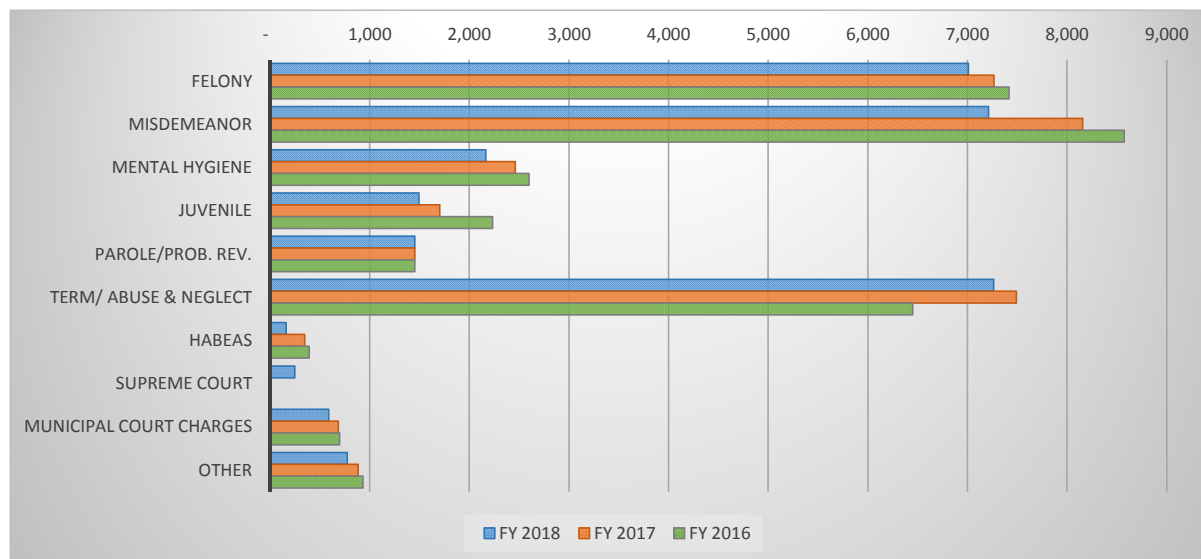
Case Type	FY 2018	FY 2017	FY 2016
Felony	7,839	8,401	8,628
Misdemeanor	7,456	8,614	9,017
Mental Hygiene	2,173	2,487	2,612
Juvenile	2,065	2,642	3,214
Parole/Prob. Rev.	1,505	1,652	1,495
Term/ Abuse & Neglect	11,358	11,605	9,574
Habeas	190	434	470
Supreme Court	289	-	-
Municipal Court Charges	624	743	740
Other Mag. Ct. Appeal, Mandamus/Prohibition, Extradition, Contempt, Fugitive, Misc.	802	926	978
Total Claims Paid	34,301	37,504	36,728



¹Beginning in FY2018, PDS began reporting Habeas and Supreme Court cases as separate categories.

**PUBLIC DEFENDER SERVICES
 APPOINTED COUNSEL CLAIMS PAID
 Without Supplementals and Direct Expenses
 Three Year Comparison¹**

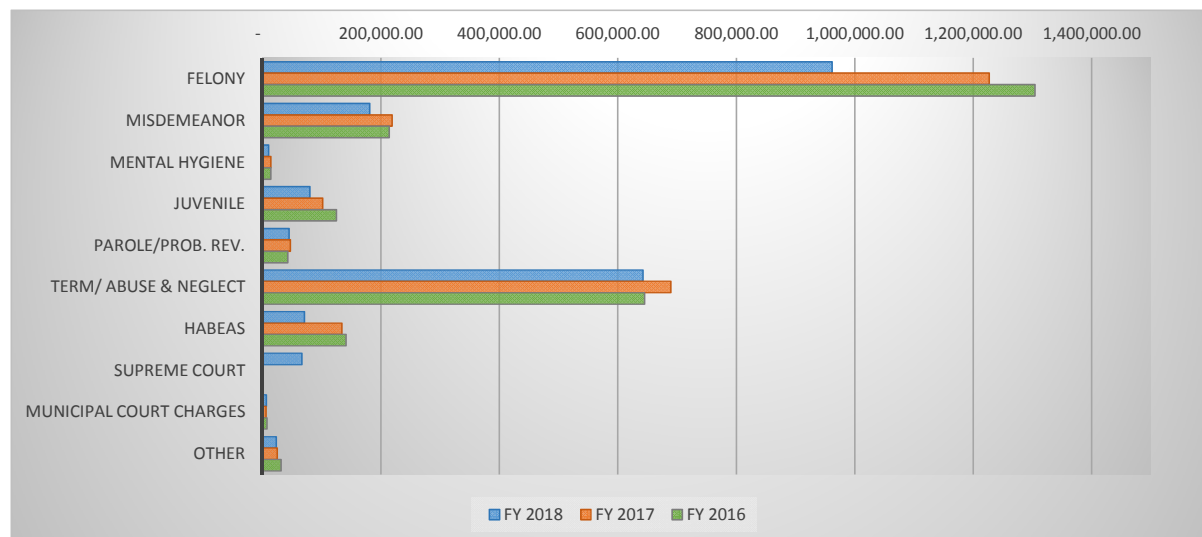
Case Type	FY 2018	FY 2017	FY 2016
Felony	7,010	7,266	7,417
Misdemeanor	7,213	8,155	8,575
Mental Hygiene	2,166	2,461	2,598
Juvenile	1,493	1,702	2,232
Parole/Prob. Rev.	1,452	1,452	1,453
Term/ Abuse & Neglect	7,262	7,490	6,452
Habeas	162	349	394
Supreme Court	248	-	-
Municipal Court Charges	590	686	699
Other	774	883	934
Mag. Ct. Appeal, Mandamus/Prohibition, Extradition, Contempt, Fugitive, Misc.			
Total Claims Paid	28,370	30,444	30,754



¹Beginning in FY2018, PDS began reporting Habeas and Supreme Court cases as separate categories.

**PUBLIC DEFENDER SERVICES
 APPOINTED COUNSEL EXPENSES PAID
 Including Supplementals and Direct Expenses
 Three Year Comparison¹**

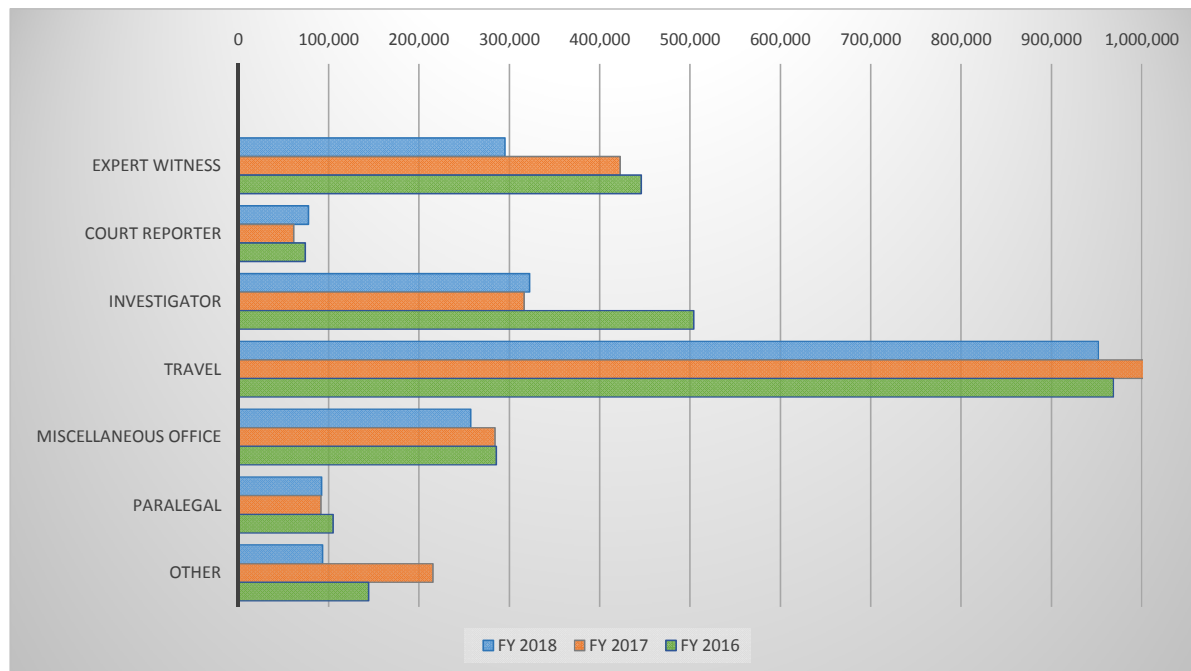
Case Type	FY 2018	FY 2017	FY 2016
Felony	961,866.05	1,227,229.70	1,304,446.45
Misdemeanor	181,241.88	219,299.40	214,490.42
Mental Hygiene	10,748.30	14,233.77	14,552.48
Juvenile	80,463.47	101,993.57	124,957.88
Parole/Prob. Rev.	44,969.62	47,438.38	43,276.27
Term/ Abuse & Neglect	642,446.40	689,583.56	645,231.00
Habeas	71,038.66	134,537.30	141,342.31
Supreme Court	66,908.65	-	-
Municipal Court Charges	6,864.12	6,372.85	7,719.71
Other	23,733.75	24,977.55	31,640.86
Mag. Ct. Appeal, Mandamus/Prohibition, Extradition, Contempt, Fugitive, Misc.			
Total Claims Paid	2,090,280.90	2,465,666.08	2,527,657.38



¹Beginning in FY2018, PDS began reporting Habeas and Supreme Court cases as separate categories.

**PUBLIC DEFENDER SERVICES
 APPOINTED COUNSEL EXPENSES BY EXPENSE TYPE
 Including Supplementals and Direct Expenses
 Three Year Comparison**

EXPENSE CATEGORY	FY 2018		FY 2017		FY 2016	
	TOTAL \$	%	TOTAL \$	%	TOTAL \$	%
Expert Witness	295,236.43	14.12%	422,498.60	17.14%	446,021.69	17.65%
Court Reporter	77,758.79	3.72%	61,427.96	2.49%	74,247.54	2.94%
Investigator	322,489.29	15.43%	316,225.17	12.83%	504,099.77	19.94%
Travel	952,111.89	45.55%	1,074,426.43	43.58%	968,996.16	38.34%
Miscellaneous Office	257,355.21	12.31%	284,128.44	11.52%	285,426.65	11.29%
Paralegal	92,046.97	4.40%	91,583.55	3.71%	104,781.17	4.15%
Other	93,282.32	4.46%	215,375.93	8.73%	144,084.40	5.70%
Total Claims Paid	2,090,280.90		2,465,666.08		2,527,657.38	



PUBLIC DEFENDER SERVICES
TRAVEL EXPENSES AND INVESTIGATOR EXPENSES AS PERCENTAGES OF TOTAL EXPENSES
Three Year Comparison

Circuit County	FY 2018				FY 2017				FY 2016						
	Invest. \$	Invest. %	Travel \$	Travel %	Total Expense \$	Invest. \$	Invest. %	Travel \$	Travel %	Total Expense \$	Invest. \$	Invest. %	Travel \$	Travel %	Total Expense \$
01 Circuit															
BROOKE	0.00	0.00%	16,262.45	71.30%	22,808.52	8,255.44	26.62%	15,446.00	49.80%	31,015.27	0.00	0.00%	12,857.85	42.10%	30,540.81
HANCOCK	0.00	0.00%	17,000.37	56.83%	29,915.33	0.00	0.00%	23,362.69	74.95%	31,170.19	1,099.73	3.22%	21,220.74	62.22%	34,106.92
OHIO	1,225.00	3.44%	15,371.79	43.14%	35,632.53	0.00	0.00%	13,488.36	38.65%	34,900.36	235.20	0.52%	18,206.88	39.99%	45,525.38
Total	1,225.00	1.39%	48,634.61	55.04%	88,356.38	8,255.44	8.50%	52,297.05	53.87%	97,085.82	1,334.93	1.21%	52,285.47	47.46%	110,173.11
02 Circuit															
MARSHALL	0.00	0.00%	3,962.63	79.55%	4,981.18	1,306.51	22.21%	3,753.72	63.81%	5,882.92	795.15	6.54%	3,649.08	30.03%	12,149.97
TYLER	0.00	0.00%	6,486.24	70.07%	9,256.61	0.00	0.00%	4,839.26	83.97%	5,762.76	0.00	0.00%	4,426.85	83.30%	5,314.35
WETZEL	1,234.26	18.54%	4,872.03	73.18%	6,657.46	0.00	0.00%	6,882.98	75.70%	9,092.30	0.00	0.00%	7,862.91	84.65%	9,288.39
Total	1,234.26	5.91%	15,320.90	73.32%	20,895.25	1,306.51	6.30%	15,475.96	74.63%	20,738.01	795.15	2.97%	15,938.84	59.58%	26,752.71
03 Circuit															
DODDRIDGE	11,676.00	43.59%	12,584.96	46.99%	26,784.13	10,947.92	29.18%	20,145.01	53.70%	37,515.29	11,133.44	31.18%	21,086.00	59.06%	35,702.21
PLEASANTS	7,021.75	44.68%	6,839.82	43.52%	15,716.77	6,090.45	33.90%	8,992.81	50.05%	17,967.50	4,122.98	29.06%	8,710.57	61.39%	14,189.50
RITCHIE	9,857.70	32.76%	10,564.51	35.11%	30,086.67	9,284.26	30.73%	15,406.05	50.99%	30,211.06	12,900.70	34.62%	13,566.23	36.41%	37,260.21
Total	28,555.50	39.34%	29,989.32	41.31%	72,587.57	26,322.63	30.72%	44,543.87	51.98%	85,693.85	28,157.12	32.31%	43,362.80	49.76%	87,151.92
04 Circuit															
WIRT	0.00	0.00%	2,413.91	72.83%	3,314.66	6,650.89	31.44%	3,174.62	15.01%	21,154.73	16,515.03	66.00%	4,723.75	18.88%	25,022.95
WOOD	10,863.70	13.57%	22,519.37	28.12%	80,076.86	20,486.38	21.49%	27,030.40	28.35%	95,337.43	54,005.57	45.33%	22,376.83	18.78%	119,132.54
Total	10,863.70	13.03%	24,933.28	29.90%	83,391.52	27,137.27	23.30%	30,205.07	25.93%	116,492.16	70,520.60	48.92%	27,100.58	18.80%	144,155.49
05 Circuit															
CALHOUN	0.00	0.00%	13,246.84	51.44%	25,750.30	967.40	5.77%	13,192.70	78.74%	16,753.74	102.00	0.41%	23,135.39	85.13%	24,827.00
JACKSON	0.00	0.00%	20,702.07	62.67%	33,033.66	395.52	0.96%	25,239.39	62.89%	41,230.11	2,251.56	4.05%	33,641.77	60.46%	55,646.54
MASON	1,103.05	4.33%	14,906.15	58.2%	25,385.40	2,446.14	11.19%	12,846.87	58.79%	21,853.69	245.00	0.95%	13,419.02	52.23%	25,694.46
ROANE	0.00	0.00%	23,744.65	88.21%	26,916.82	1,472.84	5.07%	17,469.01	60.11%	29,063.09	0.00	0.00%	21,603.91	81.30%	26,573.45
Total	1,103.05	0.99%	72,599.71	65.35%	111,086.18	5,281.90	4.85%	69,437.97	63.76%	108,900.63	2,598.56	1.96%	89,800.09	67.65%	132,741.45
06 Circuit															
CABELL	18,996.19	23.47%	20,071.58	24.80%	80,929.57	2,737.20	4.92%	21,526.11	38.69%	55,634.57	6,083.05	12.70%	14,522.84	30.33%	47,882.23
Total	18,996.19	23.47%	20,071.58	24.80%	80,929.57	2,737.20	4.92%	21,526.11	38.69%	55,634.57	6,083.05	12.70%	14,522.84	30.33%	47,882.23
07 Circuit															
LOGAN	1,551.45	5.84%	14,659.25	55.17%	26,573.22	0.00	0.00%	14,311.29	56.71%	25,234.10	3,543.95	7.32%	20,295.99	41.92%	48,419.23
Total	1,551.45	5.84%	14,659.25	55.17%	26,573.22	0.00	0.00%	14,311.29	56.71%	25,234.10	3,543.95	7.32%	20,295.99	41.92%	48,419.23
08 Circuit															
MCDOWELL	26,022.87	47.87%	12,409.91	22.83%	54,363.86	17,959.77	19.67%	20,084.75	21.99%	91,315.14	14,397.60	22.60%	16,281.44	25.56%	63,701.57
Total	26,022.87	47.87%	12,409.91	22.83%	54,363.86	17,959.77	19.67%	20,084.75	21.99%	91,315.14	14,397.60	22.60%	16,281.44	25.56%	63,701.57
09 Circuit															
MERCER	21,173.10	14.70%	68,939.14	47.87%	144,002.80	26,613.96	12.25%	84,347.07	38.84%	217,177.98	44,596.89	20.96%	91,336.37	42.94%	212,723.51
Total	21,173.10	14.70%	68,939.14	47.87%	144,002.80	26,613.96	12.25%	84,347.07	38.84%	217,177.98	44,596.89	20.96%	91,336.37	42.94%	212,723.51
10 Circuit															
RALEIGH	7,272.76	9.13%	49,211.31	61.76%	79,680.50	8,674.73	10.55%	51,141.36	62.21%	82,210.80	16,836.67	17.46%	47,425.87	49.18%	96,442.80
Total	7,272.76	9.13%	49,211.31	61.76%	79,680.50	8,674.73	10.55%	51,141.36	62.21%	82,210.80	16,836.67	17.46%	47,425.87	49.18%	96,442.80
11 Circuit															
GREENBRIER	2,891.02	16.01%	2,990.02	13.23%	18,061.66	63.60	1.06%	2,805.56	46.89%	5,983.00	910.25	13.39%	2,083.75	30.65%	6,798.46
POCAHONTAS	0.00	0.00%	8,714.95	84.41%	10,324.33	0.00	0.00%	13,136.17	93.58%	14,037.82	0.00	0.00%	6,935.68	98.98%	7,006.88
Total	2,891.02	10.18%	11,104.98	39.12%	28,385.99	63.60	0.32%	15,941.67	79.63%	20,020.82	910.25	6.59%	9,019.43	65.33%	13,805.34
12 Circuit															
FAYETTE	1,488.56	10.97%	8,923.54	65.77%	13,567.57	1,461.53	8.90%	11,011.32	67.03%	16,426.72	75.00	0.47%	10,672.88	67.12%	15,900.08
Total	1,488.56	10.97%	8,923.54	65.77%	13,567.57	1,461.53	8.90%	11,011.32	67.03%	16,426.72	75.00	0.47%	10,672.88	67.12%	15,900.08
13 Circuit															
KANAWHA	55,957.68	42.53%	36,229.07	27.53%	131,581.33	75,589.68	45.09%	36,352.51	21.69%	167,627.00	81,239.14	54.34%	35,014.49	23.42%	149,492.99
Total	55,957.68	42.53%	36,229.07	27.53%	131,581.33	75,589.68	45.09%	36,352.51	21.69%	167,627.00	81,239.14	54.34%	35,014.49	23.42%	149,492.99

PUBLIC DEFENDER SERVICES
TRAVEL EXPENSES AND INVESTIGATOR EXPENSES AS PERCENTAGES OF TOTAL EXPENSES
Three Year Comparison

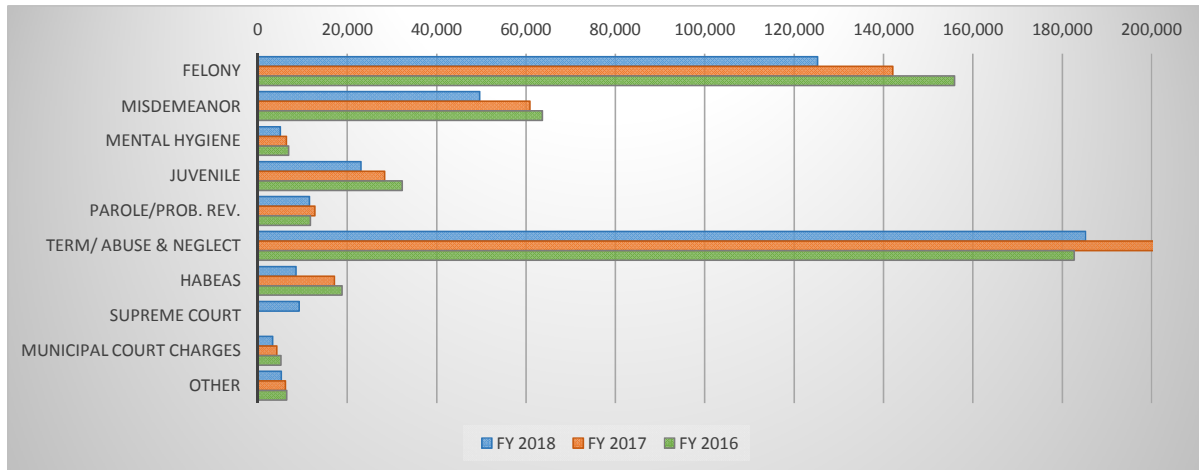
Circuit County	FY 2018				FY 2017				FY 2016						
	Invest. \$	Invest. %	Travel \$	Travel %	Total Expense \$	Invest. \$	Invest. %	Travel \$	Travel %	Total Expense \$	Invest. \$	Invest. %	Travel \$	Travel %	Total Expense \$
14 Circuit															
BRAXTON	0.00	0.00%	39,045.01	86.83%	44,967.21	613.43	1.43%	35,239.76	82.43%	42,749.87	2,748.41	6.14%	21,017.34	46.95%	44,761.24
Total	7,197.72	18.43%	16,144.50	41.34%	20,711.97	1,450.34	5.71%	19,315.99	76.08%	25,387.40	598.63	2.18%	20,821.57	75.91%	27,428.82
17 Circuit															
WEBSTER	9.00	0.02%	38,365.94	73.77%	31,065.26	0.00	0.00%	27,942.14	89.32%	31,282.71	0.00	0.00%	23,190.02	77.88%	29,777.44
Total	1,987.90	1.34%	119,565.10	80.38%	148,755.03	2,063.77	1.34%	122,954.15	79.66%	154,341.70	3,463.64	2.00%	109,257.15	63.02%	173,362.16
15 Circuit															
HARRISON	26,328.14	40.61%	19,863.13	30.64%	64,830.40	5,163.60	5.54%	21,473.46	23.04%	93,218.94	22,538.01	28.81%	11,039.89	14.11%	78,242.24
Total	26,328.14	40.61%	19,863.13	30.64%	64,830.40	5,163.60	5.54%	21,473.46	23.04%	93,218.94	22,538.01	28.81%	11,039.89	14.11%	78,242.24
16 Circuit															
MARION	7,197.72	18.43%	16,144.50	41.34%	39,055.44	2,935.55	4.10%	17,396.73	24.31%	71,555.52	2,537.61	5.90%	8,255.71	19.18%	43,044.01
Total	7,197.72	18.43%	16,144.50	41.34%	39,055.44	2,935.55	4.10%	17,396.73	24.31%	71,555.52	2,537.61	5.90%	8,255.71	19.18%	43,044.01
17 Circuit															
MONONGALIA	6,542.50	6.93%	27,231.90	28.86%	94,373.31	16,370.50	20.48%	24,244.48	30.33%	79,944.04	22,306.11	22.11%	27,997.10	27.75%	100,877.19
Total	6,542.50	6.93%	27,231.90	28.86%	94,373.31	16,370.50	20.48%	24,244.48	30.33%	79,944.04	22,306.11	22.11%	27,997.10	27.75%	100,877.19
18 Circuit															
PRESTON	0.00	0.00%	23,145.95	62.61%	36,967.93	9,999.18	9.87%	30,428.25	30.03%	101,310.91	3,155.05	9.36%	16,628.55	49.36%	33,690.71
Total	0.00	0.00%	23,145.95	62.61%	36,967.93	9,999.18	9.87%	30,428.25	30.03%	101,310.91	3,155.05	9.36%	16,628.55	49.36%	33,690.71
19 Circuit															
BARBOUR	0.00	0.00%	20,103.20	68.53%	29,333.79	0.00	0.00%	21,742.31	55.27%	39,338.13	0.00	0.00%	13,994.04	50.57%	27,669.92
TAYLOR	90.00	0.30%	15,226.21	50.73%	30,011.39	0.00	0.00%	17,790.74	54.58%	32,595.47	798.64	2.51%	14,551.38	45.76%	31,800.34
Total	90.00	0.15%	35,329.41	59.53%	59,345.18	0.00	0.00%	39,533.05	54.96%	71,933.60	798.64	1.34%	28,545.42	48.00%	59,470.26
20 Circuit															
RANDOLPH	0.00	0.00%	25,181.05	70.14%	35,900.86	8,149.01	14.90%	23,518.12	43.00%	54,686.97	22,668.15	39.77%	20,895.58	36.66%	56,994.25
Total	0.00	0.00%	25,181.05	70.14%	35,900.86	8,149.01	14.90%	23,518.12	43.00%	54,686.97	22,668.15	39.77%	20,895.58	36.66%	56,994.25
21 Circuit															
GRANT	2,550.83	6.97%	10,919.25	29.83%	36,608.95	0.00	0.00%	10,035.67	30.98%	27,138.45	2,048.04	9.37%	7,124.32	32.59%	21,858.00
MINERAL	795.74	2.14%	5,521.56	14.74%	37,449.58	1,740.27	4.74%	3,985.99	10.85%	36,731.60	4,427.80	23.89%	4,875.82	26.31%	18,533.29
TUCKER	0.00	0.00%	7,398.57	84.12%	8,795.01	0.00	0.00%	5,467.09	94.23%	5,801.74	5,312.64	30.64%	5,440.14	31.37%	17,339.44
Total	3,350.57	4.04%	23,835.38	28.77%	82,853.54	1,740.27	2.50%	19,488.74	27.97%	69,671.79	11,788.48	20.42%	17,440.28	30.21%	57,730.73
22 Circuit															
HAMPSHIRE	9,192.85	21.43%	14,102.95	32.88%	42,897.58	5,622.36	9.94%	21,723.36	38.42%	56,537.83	206.90	0.35%	12,655.62	21.37%	59,225.82
HARDY	4,472.40	12.41%	8,837.38	24.52%	36,036.32	370.15	1.42%	1,959.21	49.88%	25,981.17	639.33	2.61%	12,263.33	50.01%	24,521.13
PENDLETON	0.00	0.00%	4,483.81	71.57%	6,265.18	0.00	0.00%	5,354.14	59.31%	9,027.99	479.85	5.76%	3,113.90	37.41%	8,324.46
Total	13,665.25	16.04%	27,424.14	32.19%	85,199.08	5,992.51	6.55%	40,036.71	43.73%	91,546.99	1,326.08	1.44%	28,032.85	30.45%	92,071.41
23 Circuit															
BERKELEY	1,980.18	2.45%	12,116.24	15.00%	80,764.48	11,597.72	9.52%	20,586.45	16.91%	121,776.41	30,643.09	16.88%	20,170.23	11.11%	181,586.35
JEFFERSON	19,453.62	22.85%	14,589.99	17.14%	85,145.50	5,259.76	7.40%	19,376.11	27.25%	71,113.75	2,607.65	4.57%	12,526.10	21.97%	57,025.99
MORGAN	1,086.40	6.42%	9,706.66	57.37%	16,919.98	2,388.72	5.49%	14,050.16	32.28%	43,530.17	3,284.82	7.67%	11,612.55	27.12%	44,821.15
Total	22,520.20	12.32%	36,412.89	19.92%	182,829.96	19,246.20	8.14%	54,012.72	22.85%	236,420.33	36,535.56	12.98%	44,308.88	15.74%	281,433.49
24 Circuit															
WAYNE	3,169.00	10.91%	16,642.46	57.27%	29,057.59	2,015.31	6.59%	16,340.07	53.42%	30,589.24	242.75	1.25%	14,825.36	76.30%	19,429.17
Total	3,169.00	10.91%	16,642.46	57.27%	29,057.59	2,015.31	6.59%	16,340.07	53.42%	30,589.24	242.75	1.25%	14,825.36	76.30%	19,429.17
25 Circuit															
BOONE	386.34	5.44%	6,012.58	84.73%	7,097.14	0.00	0.00%	7,825.94	94.07%	8,318.94	1,786.87	21.28%	5,035.72	59.96%	8,397.95
LINCOLN	1,211.51	4.95%	20,267.42	82.73%	24,498.47	1,888.86	7.56%	20,562.19	82.33%	24,974.86	0.00	0.00%	18,301.40	80.63%	22,699.06
Total	1,597.85	5.06%	26,280.00	83.18%	31,595.61	1,888.86	5.67%	28,388.09	85.27%	33,293.80	1,786.87	5.75%	23,337.12	75.05%	31,097.01
26 Circuit															
LEWIS	552.99	2.34%	19,926.16	84.32%	23,631.27	1,444.38	4.92%	23,524.38	80.06%	29,383.19	3,275.16	8.27%	20,455.84	51.66%	39,595.54
UPSHUR	2,734.13	20.50%	8,689.71	65.15%	13,337.99	0.00	0.00%	17,274.40	74.98%	17,274.40	8,107.65	28.84%	12,825.18	45.61%	28,116.57
Total	3,287.12	8.89%	28,615.87	77.40%	36,969.26	1,444.38	3.10%	36,477.18	78.18%	46,657.59	11,382.81	16.81%	33,281.02	49.15%	67,712.11

PUBLIC DEFENDER SERVICES
TRAVEL EXPENSES AND INVESTIGATOR EXPENSES AS PERCENTAGES OF TOTAL EXPENSES
Three Year Comparison

Circuit County	FY 2018			FY 2017			FY 2016			
	Invest. \$	Invest. %	Travel \$	Invest. \$	Invest. %	Travel \$	Invest. \$	Invest. %	Travel \$	Total Expense \$
27 Circuit										
WYOMING	34,475.83	44.49%	27,942.79	27,741.94	31.69%	44,403.51	79,310.80	57.96%	32,705.60	136,833.57
Total	34,475.83	44.49%	27,942.79	27,741.94	31.69%	44,403.51	79,310.80	57.96%	32,705.60	136,833.57
28 Circuit										
NICHOLAS	0.00	0.00%	16,194.34	0.00	0.00%	26,283.26	939.00	2.13%	22,953.31	44,155.26
Total	0.00	0.00%	16,194.34	0.00	0.00%	26,283.26	939.00	2.13%	22,953.31	44,155.26
29 Circuit										
PUTNAM	10,192.88	15.09%	44,581.37	6,637.96	9.87%	34,596.34	6,237.87	10.72%	30,871.58	58,164.02
Total	10,192.88	15.09%	44,581.37	6,637.96	9.87%	34,596.34	6,237.87	10.72%	30,871.58	58,164.02
30 Circuit										
MINGO	7,590.23	23.78%	5,821.11	1,810.82	16.75%	5,358.18	4,668.60	24.86%	4,433.84	18,778.38
Total	7,590.23	23.78%	5,821.11	1,810.82	16.75%	5,358.18	4,668.60	24.86%	4,433.84	18,778.38
31 Circuit										
MONROE	0.00	0.00%	8,104.83	1,482.95	12.26%	9,621.90	0.00	0.00%	9,969.63	10,924.02
SUMMERS	2,158.93	11.64%	10,765.07	1,381.14	0.78%	13,195.54	1,324.83	9.26%	11,160.20	14,304.96
Total	2,158.93	7.20%	18,869.90	1,621.09	5.45%	22,817.44	1,324.83	5.25%	21,129.83	25,228.98
WV Total	322,489.29	15.43%	952,111.89	316,225.17	12.83%	1,074,426.43	504,099.77	19.94%	968,996.16	2,527,657.38

**PUBLIC DEFENDER SERVICES
 APPOINTED COUNSEL HOURS
 Three Year Comparison¹**

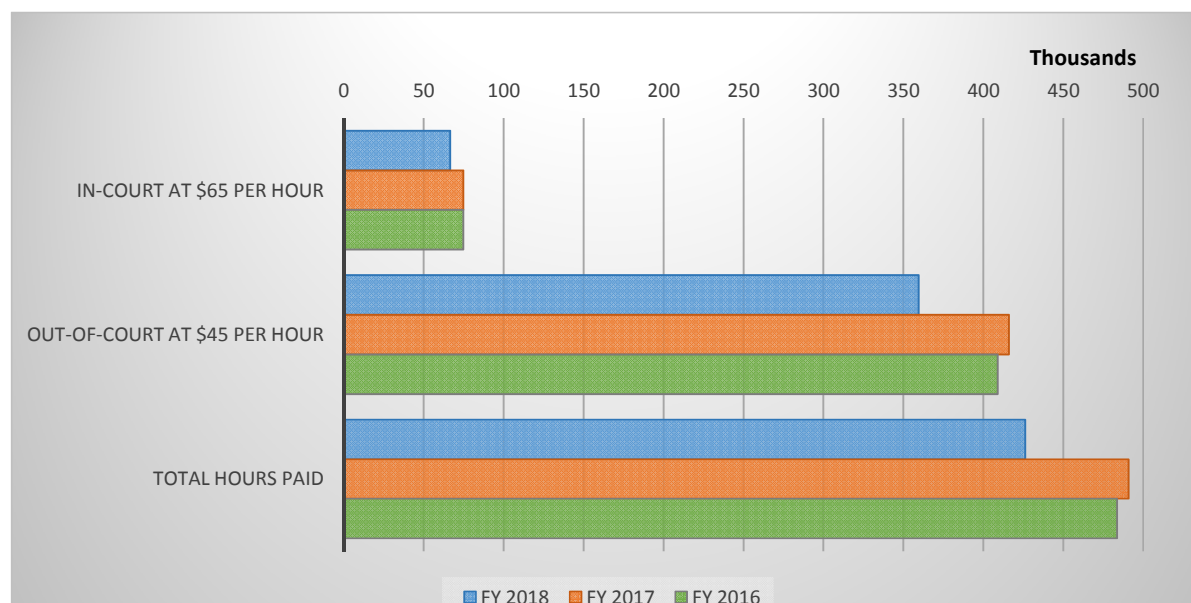
Case Type	FY 2018	FY 2017	FY 2016
Felony	125,228.22	142,061.98	155,909.24
Misdemeanor	49,657.79	60,853.52	63,685.67
Mental Hygiene	5,025.90	6,373.35	6,874.11
Juvenile	23,054.60	28,345.70	32,328.02
Parole/Prob. Rev.	11,551.80	12,780.79	11,714.51
Term/ Abuse & Neglect	185,238.34	212,817.07	182,667.82
Habeas	8,518.43	17,144.64	18,851.26
Supreme Court	9,270.70	-	-
Municipal Court Charges	3,315.58	4,223.95	5,136.12
Other	5,233.50	6,150.03	6,428.33
Mag. Ct. Appeal, Mandamus/Prohibition, Extradition, Contempt, Fugitive, Misc.			
Total Hours Paid	426,094.86	490,751.03	483,595.07



¹Beginning in FY2018, PDS began reporting Habeas and Supreme Court cases as separate categories.

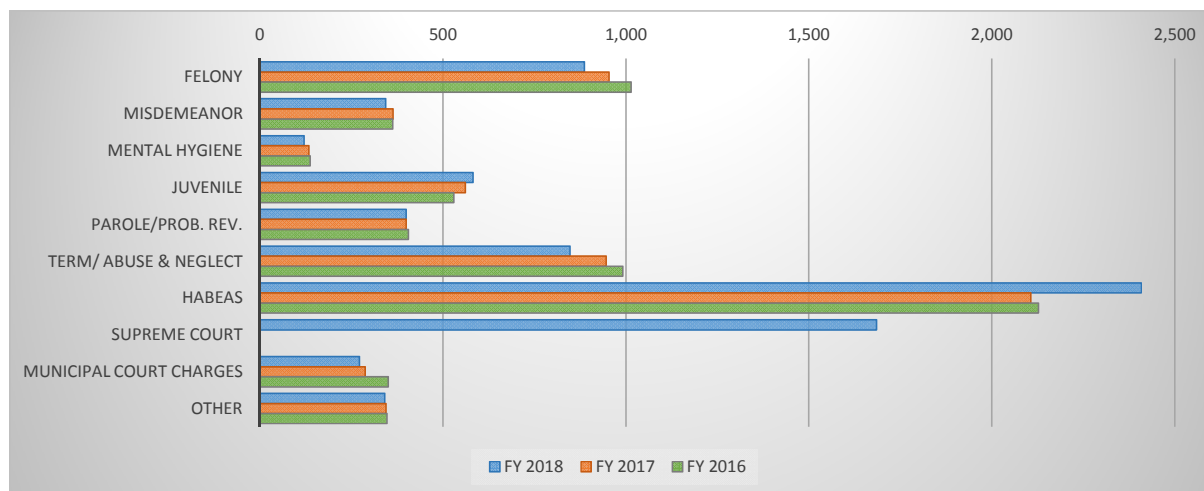
**PUBLIC DEFENDER SERVICES
 APPOINTED COUNSEL TIME PAID IN/OUT-OF COURT
 Three Year Comparison**

Case Type	FY 2018	FY 2017	FY 2016
In-court at \$65 per hour	66,555.65	74,744.19	74,711.26
Out-Of-Court at \$45 per hour	359,539.21	416,006.84	408,883.81
Total Hours Paid	426,094.86	490,751.03	483,595.07



**PUBLIC DEFENDER SERVICES
 APPOINTED COUNSEL STATEWIDE AVERAGE COSTS BY CASE TYPE
 Including Supplementals and Direct Expenses
 Three Year Comparison¹**

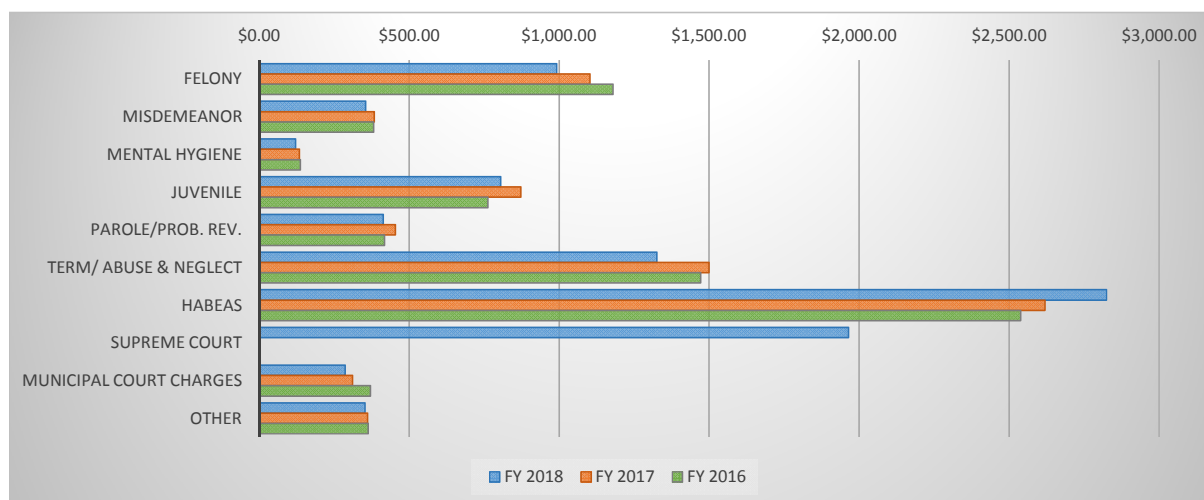
Case Type	FY 2018	FY 2017	FY 2016
Felony	\$886.76	\$954.24	\$1,014.18
Misdemeanor	\$343.91	\$363.49	\$362.86
Mental Hygiene	\$120.80	\$133.41	\$137.67
Juvenile	\$582.27	\$561.73	\$529.93
Parole/Prob. Rev.	\$399.35	\$399.49	\$406.10
Term/ Abuse & Neglect	\$847.61	\$946.54	\$991.96
Habeas	\$2,409.23	\$2,106.55	\$2,127.43
Supreme Court	\$1,685.39	\$0.00	\$0.00
Municipal Court Charges	\$271.65	\$287.45	\$350.60
Other <small>Mag. Ct. Appeal, Mandamus/Prohibition, Extradition, Contempt, Fugitive, Misc.</small>	\$340.85	\$344.61	\$347.11
Statewide Average	\$658.76	\$649.73	\$702.11



¹Beginning in FY2018, PDS began reporting Habeas and Supreme Court cases as separate categories.

**PUBLIC DEFENDER SERVICES
 APPOINTED COUNSEL STATEWIDE AVERAGE COSTS BY CASE TYPE
 Without Supplementals and Direct Expenses
 Three Year Comparison¹**

Case Type	FY 2018	FY 2017	FY 2016
Felony	\$991.63	\$1,103.30	\$1,179.77
Misdemeanor	\$355.50	\$383.95	\$381.57
Mental Hygiene	\$121.19	\$134.82	\$138.11
Juvenile	\$805.35	\$871.97	\$763.08
Parole/Prob. Rev.	\$413.92	\$454.52	\$417.84
Term/ Abuse & Neglect	\$1,325.69	\$1,500.00	\$1,471.94
Habeas	\$2,825.64	\$2,619.61	\$2,537.79
Supreme Court	\$1,964.02	\$0.00	\$0.00
Municipal Court Charges	\$287.30	\$311.34	\$371.16
Other	\$353.18	\$361.39	\$363.47
Mag. Ct. Appeal, Mandamus/Prohibition, Extradition, Contempt, Fugitive, Misc.			
Statewide Average	\$796.48	\$844.84	\$838.50



¹Beginning in FY2018, PDS began reporting Habeas and Supreme Court cases as separate categories.

PUBLIC DEFENDER SERVICES
Historical Overview of Key Statistical Indicators

	FY 2018	FY 2017	FY 2016	FY 2015	FY 2014	FY 2013	FY 2012
APPOINTED COUNSEL							
Amount Paid in Claims	\$22,596,275.98	\$26,055,050.97	\$25,787,233.03	\$25,954,897.24	\$25,530,768.12	\$25,232,412.09	\$21,960,493.86
Total Claims Paid (w/o Supp. & Direct)	28,370	30,444	30,754	33,759	31,817	32,007	27,402
Total Hours Paid	426,094.86	490,751.00	483,595.07	486,726.40	479,583.90	475,503.60	415,336.00
Percent in Court	15.62%	15.23%	15.45%	15.36%	14.97%	15.24%	15.09%
Percent Out of Court	84.38%	84.77%	84.55%	84.64%	85.03%	84.76%	84.91%
Average Cost Per Claim	\$796.48	\$855.84	\$838.50	\$768.83	\$802.43	\$788.34	\$801.42
Average Total Cost Per Hour	\$53.03	\$53.09	\$53.32	\$53.33	\$53.24	\$53.06	\$52.87
PUBLIC DEFENDER CORPORATIONS							
Disbursements for Public Def. Corps.	\$18,938,978.43	\$18,795,920.47	\$19,017,163.41	\$17,753,257.00	\$17,030,817.00	\$15,376,320.00	\$19,695,724.82
Total Cases Closed	34,958	35,365	33,799	33,170	33,354	32,740	41,897
Total Hours (w/o Admin. Time)	204,687.80	202,725.50	189,730.90	188,508.50	189,605.10	184,078.10	189,199.90
Percent in Court*	27.83%	27.28%	26.92%	28.72%	28.08%	27.40%	27.43%
Percent Out of Court*	72.17%	72.72%	73.08%	71.28%	71.29%	71.90%	71.94%
Average Cost Per Closed Case	\$541.76	\$531.48	\$562.65	\$535.22	\$510.61	\$469.65	\$470.10
Average Total Cost Per Hour	\$92.53	\$92.72	\$100.23	\$94.18	\$89.82	\$83.53	\$104.10

* Drug Court is not considered as it represents less than 1% of time starting in FY 2010.

Difference A/C & PDC Cost per case _____ times PDC Closed Cases

Summary of PDC Cost Savings FY 2012-2018		
Year	Savings Per Case	Total Savings
2018	\$254.72	\$8,904,539.92
2017	\$324.35	\$11,470,696.19
2016	\$275.85	\$9,323,302.52
2015	\$233.61	\$7,748,799.98
2014	\$291.82	\$9,733,278.92
2013	\$318.69	\$10,433,924.62
2012	\$331.32	\$13,881,288.08