

PUBLIC DEFENDER SERVICES

2020 ANNUAL REPORT



Table of Contents

Executive Director’s Page _____	3
Executive Summary _____	4
FY20 Infographic _____	4
AC/PDC Summary Reports _____	5
Appendix A – Consolidated Appointed Counsel Reports _____	10
Appendix B – Public Defender Corporation Statistics _____	52
Appendix C – Comparison: Appointed Counsel & Public Defender Corporations _____	61
Appendix D – Appointed Counsel Payee Totals _____	83
PDC & Appointed Counsel Historical Comparison _____	136

THE EXECUTIVE DIRECTOR'S PAGE



Fiscal Year 2020 shall forever be remembered for the resilience shown by the employees of Public Defender Services during a world pandemic. Kitchen tables became desks; children and pets became unwitting conference participants; and self-discipline and independent motivation became essential job requirements. “Zoom,” “Skype,” and “Teams” became part of their everyday lexicon.

With the onset of the pandemic could have come the natural inclination to stand still and see “if this too shall pass”. Instead, this agency’s employees responded and adapted. Equipment and plants were moved from office to home; VPN access was obtained; phones were configured; and business continued as usual in an unusual way.

So, the employees of the agency continued the processing of vouchers and attorneys continued to be compensated for work done; clients continued to be counseled and, in fact, efforts were made to protect them from danger while incarcerated; administrative support continued to be provided to public defender corporations; legal education was reconfigured but still provided; and the mission of upholding the right to counsel continued to move forward.

However, concessions had to be made, and the agency’s Annual Report for FY2020 is one such concession. The report is abbreviated, focusing entirely on the statistical data that is routinely gathered and organized. No reports from the public defender corporations or the various divisions of Public Defender Services will be found. No reports of the annual conference can be provided as the conference was a casualty. The ordinary course of business was in itself extraordinary during the latter part of Fiscal Year 2020, so the extraordinary efforts typically made were not.

But, again, I am proud to report that the business of the agency continued notwithstanding nature’s hurdles and that the employees of the agency continued to take pride in their mission and in their own purpose. COVID-19, in all its fury, did not dampen the enthusiasm and the spirit of those people that are the heart and soul of Public Defender Services.

Respectfully,

Dana F. Eddy
Executive Director
Public Defender Services

Indigent Defense in West Virginia FY 2020

Appointed Counsel

32,377

Claims Paid



Public Defender Corporations

Cases Closed

31,744

\$27,850,876.24

Total Amount
Paid in Claims



Total
Disbursements

\$19,526,185.82

Average Cost

\$58.54

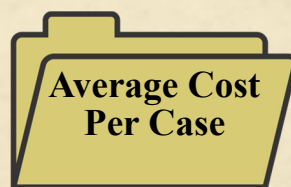


112.61[◇]

Per Hour

\$860.21

Average Cost
Per Case



\$615.11

◇ Average cost per hour for Public Defender Corporations is calculated by removing Administrative Time (i.e., all non-client related work, such as office administration and paid leave) and Drug Court Time. This provides a better indicator of the amount it costs for direct legal services to compare to Appointed Counsel. **If you include Administrative Time (69,727.50) and Drug Court Time (1,186.00), the average cost per hour for Public Defender Corporations is \$79.92.**

**PUBLIC DEFENDER SERVICES
 STATISTICAL SUMMARY
 APPOINTED COUNSEL
 FISCAL YEAR 2020**

Total Amount Paid In Claims	\$27,850,876.24
Total Fees Paid to Counsel	\$25,732,720.83
Total Expenses Paid	\$2,118,155.41
Total Hours In-Court	77,194.60
Total Hours Out-Of-Court	398,599.07
Total Number of Hours Paid	475,793.67
Percent of Total Hours In-Court	16.22%
Percent of Total Hours Out-Of-Court	83.78%
Percent of Total Funds Paid Attributable To Fees	92.39%
Percent of Total Funds Paid Attributable To Expenses	7.61%
<u>Average Total Cost Per Hour</u>	<u>\$58.54</u>

Total Claims Paid	40,385	
Less: Supplemental Claims Paid ¹		(7,689)
Less: Direct Claims Paid		(319)
Total Claims Paid without Supplemental & Direct		<u>32,377</u>

Comparative Analysis between All Claims and Claims Without Supplemental and Direct

	All Claims	W/O Supp & Dir.
Average Total Cost Per Claim	\$689.63	\$860.21
Average Counsel Fee Per Claim	\$637.19	\$794.78
Average Expenses Per Claim	\$52.45	\$65.42

1. In past years, "Supplemental Claims Paid" did not take into account the multiple vouchers paid in one child abuse and neglect proceeding. By taking such proceedings into consideration, the number for "Supplemental Claims Paid" will increase and the number for "Total Claims Paid without Supplemental & Direct" will necessarily decrease.

**PUBLIC DEFENDER SERVICES
 STATISTICAL SUMMARY
 PUBLIC DEFENDER CORPORATIONS
 FISCAL YEAR 2020**

Total Number of Cases Closed	31,744
Total Amount Disbursed to Corporations*	\$19,526,185.82
Average Total Cost Per Cases Closed	\$615.11

SUMMARY OF HOURS**	With Admin	Without Admin
Total In Court Hours Worked	42,156.60	42,156.60
Total Out of Court Hours Worked	131,236.80	131,236.80
Total Drug Court Hours Worked	1,186.00	1,186.00
Total Administrative Hours Worked	69,727.50	Not Considered

Total Number of Hours Worked during FY 2020	244,306.9	174,579.4
Average Total Cost Per Hour	79.92	111.85
Percent of Total In Court Hours	17.26%	24.15%
Percent of Total Out of Court Hours	53.72%	75.17%
Percent of Drug Court Hours Worked	0.49%	0.68%
Percent of Total Administrative Hours	28.54%	Not Considered

**Note: Total amount disbursed includes payments made on behalf of Corporations to audit providers, Office of Technology, State Auditor's Office, Legal Research Services, and other expenditures.*

*** Note: The Summary of Hours illustrates the difference in considering the total administration time reported by Public Defenders. These Administrative Hours include Holiday, Sick and Annual Leave hours paid to Corporation Attorneys. Moreover, it includes performance reviews as well as management of the facilities and personnel. It also includes time that cannot readily be allocated to a single case such as representing numerous clients on the same day in municipal court and peer reviewing files to ensure adequate legal representation by counsel.*

**PUBLIC DEFENDER SERVICES
 TOTAL INDIGENT DEFENSE EXPENDITURES -- FY 2020**

Circuit	APPOINTED COUNSEL	PUBLIC DEFENDER CORPS	TOTAL EXPENDITURES
1	1,464,334.14	1,151,605.91	2,615,940.05
2	481,722.56	485,698.42	967,420.98
3	945,965.09		945,965.09
4	912,808.67	1,469,836.01	2,382,644.68
5	1,464,985.46	964,473.65	2,429,459.11
6 & 24	1,671,242.56	1,794,948.37	3,466,190.93
7	685,614.97	652,299.46	1,337,914.43
8	361,321.82	458,446.33	819,768.15
9	1,561,136.86	948,527.78	2,509,664.64
10	1,012,150.92	1,248,778.91	2,260,929.83
11	452,191.62	620,785.52	1,072,977.14
12	446,586.35	570,326.39	1,016,912.74
13	2,628,056.72	3,152,112.42	5,780,169.14
14	1,502,989.62		1,502,989.62
15	585,958.92	1,067,141.98	1,653,100.90
16	1,245,151.21		1,245,151.21
17	1,725,445.97		1,725,445.97
18	460,100.82	428,176.33	888,277.15
19	837,121.49		837,121.49
20	742,149.46		742,149.46
21	553,689.21		553,689.21
22	760,991.08		760,991.08
23	1,431,484.85	2,818,710.96	4,250,195.81
25	716,849.95	774,167.59	1,491,017.54
26	629,220.39		629,220.39
27	458,283.22		458,283.22
28	551,446.96	341,868.26	893,315.22
29	910,720.50		910,720.50
30	381,763.58	578,281.52	960,045.10
31	269,391.27		269,391.27
Grand Total	27,850,876.24	19,526,185.82	47,377,062.06

**PUBLIC DEFENDER SERVICES
 THREE YEAR COMPARISON STATISTICAL SUMMARY
 APPOINTED COUNSEL**

	Fiscal Year 2020	Fiscal Year 2019	Fiscal Year 2018
Total Amount Paid In Claims	\$27,850,876.24	\$28,416,710.98	\$22,596,275.98
Total Fees Paid to Counsel	\$25,732,720.83	\$25,909,169.14	\$20,505,995.08
Total Expenses Paid	\$2,118,155.41	\$2,507,541.84	\$2,090,280.90
Total Hours In-Court	77,194.60	85,987.43	66,555.65
Total Hours Out-Of-Court	398,599.07	451,554.21	359,539.21
Total Number of Hours Paid	475,793.67	537,541.64	426,094.86
Percent of Total Hours In-Court	16.22%	16.00%	15.62%
Percent of Total Hours Out-Of-Court	83.78%	84.00%	84.38%
Percent of Total Funds Paid Attributable To Fees	92.39%	91.18%	90.75%
Percent of Total Funds Paid Attributable To Expenses	7.61%	8.82%	9.25%
Average Total Cost Per Hour	\$58.54	\$52.86	\$53.03
Total Claims Paid	40,385	43,156	34,301
Less: Supplemental Claims Paid	(7,689)	(5,849)	(5,329)
Less: Direct Claims Paid	(319)	(538)	(602)
Total Claims Paid without Supplemental & Direct	32,377	36,769	28,370
Comparative Analysis between All Claims and Claims Without Supplemental and Direct			
Average Total Cost Per Claim	\$689.63	\$658.46	\$658.76
Average Counsel Fee Per Claim	\$637.19	\$600.36	\$597.82
Average Expenses Per Claim	\$52.45	\$58.10	\$60.94
	\$860.21	\$772.84	\$796.48
	\$794.78	\$704.65	\$722.81
	\$65.42	\$68.20	\$73.68

Appendix A

Appointed Counsel Statistics



In 1961, a Florida court refused to provide a public defender for Clarence Earl Gideon, who was accused of robbery. Gideon appealed his conviction to the US Supreme Court on the grounds that the Fourteenth Amendment incorporated the Sixth Amendment's right to counsel to the states. The Supreme Court ruled in Gideon's favor, requiring states to provide a lawyer to any defendant who could not afford one.

Summary of Claims Paid

Claims Paid by Case Type

- **Total (Including Supplemental or Direct Expenses)**
- **Without Supplemental or Direct Expenses**

Fees Paid by Case Type

Expenses Paid by Case Type (including Direct Expenses)

Direct Expense Claims Paid by Case Type

Expenses Paid by Category

Hours Paid by Case Type

Time Paid In Court / Out of Court

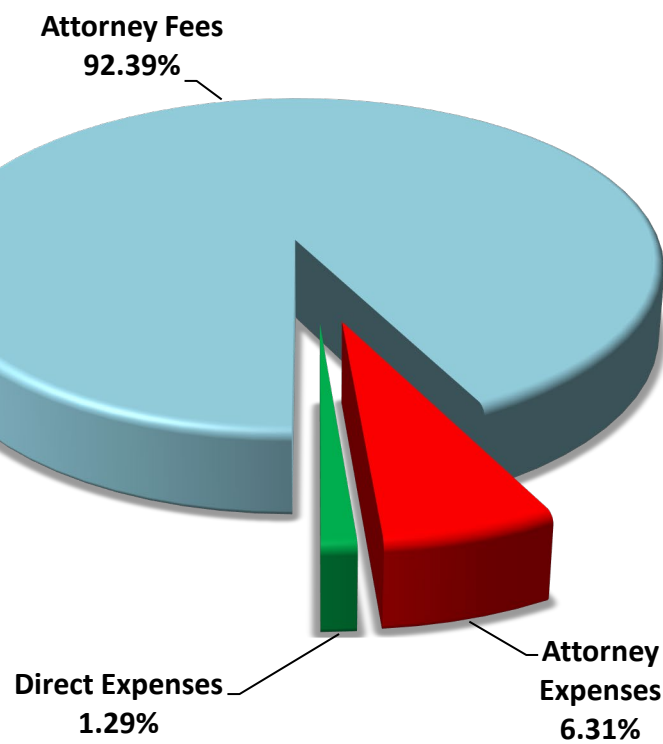
Average Costs by Case Type

- **Total (Including Supplemental or Direct Expenses)**
- **Without Supplemental or Direct Expenses**

Average Per Charge

PUBLIC DEFENDER SERVICES SUMMARY OF APPOINTED COUNSEL CLAIMS PAID

Attorney Fees	\$25,732,720.83
Attorney Expenses	\$1,757,821.95
Direct Expenses	\$360,333.46
Total Claims Paid	\$27,850,876.24



**PUBLIC DEFENDER SERVICES
 SUMMARY REPORT FOR APPOINTED COUNSEL
 ATTORNEY HOURS, FEES, AND EXPENSES**

Circuit County	Attorney Hours	Attorney Fees (\$)	Attorney Expenses (\$)	Direct Expenses (\$)	Total Expenses (\$)	Total Fees & Expenses (\$)
01 Circuit						
BROOKE	5,423.30	282,377.50	17,583.06	-	17,583.06	299,960.56
HANCOCK	8,345.30	440,387.57	31,072.21	-	31,072.21	471,459.78
OHIO	12,708.50	655,416.91	35,216.16	2,280.73	37,496.89	692,913.80
Total	26,477.10	1,378,181.98	83,871.43	2,280.73	86,152.16	1,464,334.14
02 Circuit						
MARSHALL	4,651.20	248,064.14	10,759.81	2,475.00	13,234.81	261,298.95
TYLER	1,169.30	61,490.50	7,843.68	-	7,843.68	69,334.18
WETZEL	2,598.40	136,557.10	14,532.33	-	14,532.33	151,089.43
Total	8,418.90	446,111.74	33,135.82	2,475.00	35,610.82	481,722.56
03 Circuit						
DODDRIDGE	5,019.40	266,945.64	38,009.91	1,561.12	39,571.03	306,516.67
PLEASANTS	4,281.20	228,675.82	22,163.27	5,069.15	27,232.42	255,908.24
RITCHIE	6,571.80	342,913.04	36,402.38	4,224.76	40,627.14	383,540.18
Total	15,872.40	838,534.50	96,575.56	10,855.03	107,430.59	945,965.09
04 Circuit						
WIRT	1,238.30	65,096.50	5,479.13	-	5,479.13	70,575.63
WOOD	14,906.20	786,844.77	49,634.91	5,753.36	55,388.27	842,233.04
Total	16,144.50	851,941.27	55,114.04	5,753.36	60,867.40	912,808.67
05 Circuit						
CALHOUN	2,700.40	144,778.82	17,003.09	-	17,003.09	161,781.91
JACKSON	9,436.40	519,157.17	62,749.78	-	62,749.78	581,906.95
MASON	7,507.10	404,810.62	35,390.69	6,918.80	42,309.49	447,120.11
ROANE	4,460.90	245,290.88	24,725.27	4,160.34	28,885.61	274,176.49
Total	24,104.80	1,314,037.49	139,868.83	11,079.14	150,947.97	1,464,985.46
06 Circuit						
CABELL	21,326.30	1,207,144.43	44,213.57	19,498.81	63,712.38	1,270,856.81
Total	21,326.30	1,207,144.43	44,213.57	19,498.81	63,712.38	1,270,856.81
07 Circuit						
LOGAN	12,016.60	654,810.76	30,804.21	-	30,804.21	685,614.97
Total	12,016.60	654,810.76	30,804.21	-	30,804.21	685,614.97
08 Circuit						
MCDOWELL	5,757.20	315,657.11	25,815.45	19,849.26	45,664.71	361,321.82
Total	5,757.20	315,657.11	25,815.45	19,849.26	45,664.71	361,321.82
09 Circuit						
MERCER	26,498.60	1,415,857.41	121,105.48	24,173.97	145,279.45	1,561,136.86
Total	26,498.60	1,415,857.41	121,105.48	24,173.97	145,279.45	1,561,136.86
10 Circuit						
RALEIGH	17,563.20	949,850.76	61,394.82	905.34	62,300.16	1,012,150.92
Total	17,563.20	949,850.76	61,394.82	905.34	62,300.16	1,012,150.92
11 Circuit						
GREENBRIER	5,809.50	323,350.82	8,768.47	5,620.10	14,388.57	337,739.39
POCAHONTAS	1,854.84	102,411.36	11,759.82	281.05	12,040.87	114,452.23
Total	7,664.34	425,762.18	20,528.29	5,901.15	26,429.44	452,191.62
12 Circuit						
FAYETTE	7,499.90	410,754.03	27,793.55	8,038.77	35,832.32	446,586.35
Total	7,499.90	410,754.03	27,793.55	8,038.77	35,832.32	446,586.35

**PUBLIC DEFENDER SERVICES
 SUMMARY REPORT FOR APPOINTED COUNSEL
 ATTORNEY HOURS, FEES, AND EXPENSES**

Circuit County	Attorney Hours	Attorney Fees (\$)	Attorney Expenses (\$)	Direct Expenses (\$)	Total Expenses (\$)	Total Fees & Expenses (\$)
13 Circuit						
KANAWHA	45,457.50	2,519,858.36	81,232.14	26,966.22	108,198.36	2,628,056.72
Total	45,457.50	2,519,858.36	81,232.14	26,966.22	108,198.36	2,628,056.72
14 Circuit						
BRAXTON	10,058.20	542,732.98	72,720.85	132.30	72,853.15	615,586.13
CLAY	3,813.40	203,275.19	27,115.96	-	27,115.96	230,391.15
GILMER	4,109.20	213,550.82	42,455.48	-	42,455.48	256,006.30
WEBSTER	6,529.70	364,868.23	36,137.81	-	36,137.81	401,006.04
Total	24,510.50	1,324,427.22	178,430.10	132.30	178,562.40	1,502,989.62
15 Circuit						
HARRISON	9,949.73	539,785.99	40,509.99	5,662.94	46,172.93	585,958.92
Total	9,949.73	539,785.99	40,509.99	5,662.94	46,172.93	585,958.92
16 Circuit						
MARION	22,778.70	1,195,389.46	43,481.81	6,279.94	49,761.75	1,245,151.21
Total	22,778.70	1,195,389.46	43,481.81	6,279.94	49,761.75	1,245,151.21
17 Circuit						
MONONGALIA	30,830.90	1,648,242.48	69,404.04	7,799.45	77,203.49	1,725,445.97
Total	30,830.90	1,648,242.48	69,404.04	7,799.45	77,203.49	1,725,445.97
18 Circuit						
PRESTON	7,842.20	420,149.15	34,698.32	5,253.35	39,951.67	460,100.82
Total	7,842.20	420,149.15	34,698.32	5,253.35	39,951.67	460,100.82
19 Circuit						
BARBOUR	8,123.70	441,481.60	38,618.78	-	38,618.78	480,100.38
TAYLOR	5,996.10	329,444.70	27,576.41	-	27,576.41	357,021.11
Total	14,119.80	770,926.30	66,195.19	-	66,195.19	837,121.49
20 Circuit						
RANDOLPH	12,901.60	710,387.10	31,372.49	389.87	31,762.36	742,149.46
Total	12,901.60	710,387.10	31,372.49	389.87	31,762.36	742,149.46
21 Circuit						
GRANT	3,376.30	179,750.56	20,407.19	9,922.26	30,329.45	210,080.01
MINERAL	3,962.50	211,854.00	13,386.03	4,825.00	18,211.03	230,065.03
TUCKER	1,646.70	89,803.91	9,643.01	14,097.25	23,740.26	113,544.17
Total	8,985.50	481,408.47	43,436.23	28,844.51	72,280.74	553,689.21
22 Circuit						
HAMPSHIRE	5,689.40	302,831.39	19,487.65	8,291.78	27,779.43	330,610.82
HARDY	6,029.40	320,968.21	17,760.64	6,600.00	24,360.64	345,328.85
PENDLETON	1,257.00	69,394.00	14,852.56	804.85	15,657.41	85,051.41
Total	12,975.80	693,193.60	52,100.85	15,696.63	67,797.48	760,991.08
23 Circuit						
BERKELEY	14,757.30	778,202.71	31,978.58	60,802.37	92,780.95	870,983.66
JEFFERSON	5,425.80	282,548.23	22,465.51	54,498.42	76,963.93	359,512.16
MORGAN	3,460.39	183,974.50	16,679.58	334.95	17,014.53	200,989.03
Total	23,643.49	1,244,725.44	71,123.67	115,635.74	186,759.41	1,431,484.85
24 Circuit						
WAYNE	6,485.40	380,060.75	20,138.45	186.55	20,325.00	400,385.75
Total	6,485.40	380,060.75	20,138.45	186.55	20,325.00	400,385.75

**PUBLIC DEFENDER SERVICES
 SUMMARY REPORT FOR APPOINTED COUNSEL
 ATTORNEY HOURS, FEES, AND EXPENSES**

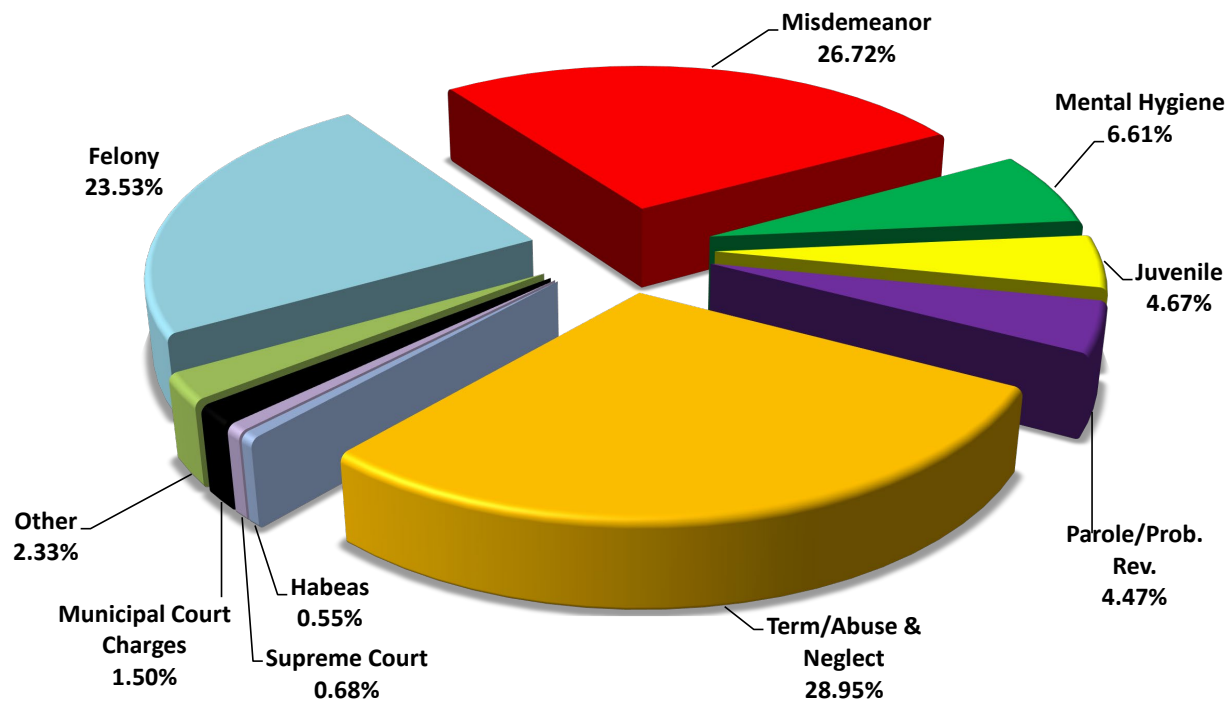
Circuit County	Attorney Hours	Attorney Fees (\$)	Attorney Expenses (\$)	Direct Expenses (\$)	Total Expenses (\$)	Total Fees & Expenses (\$)
25 Circuit						
BOONE	4,457.10	254,837.52	9,422.91	1,045.26	10,468.17	265,305.69
LINCOLN	7,606.20	423,999.62	24,046.44	3,498.20	27,544.64	451,544.26
Total	12,063.30	678,837.14	33,469.35	4,543.46	38,012.81	716,849.95
26 Circuit						
LEWIS	5,605.80	304,749.67	31,263.41	1,772.60	33,036.01	337,785.68
UPSHUR	4,997.40	269,193.17	21,087.88	1,153.66	22,241.54	291,434.71
Total	10,603.20	573,942.84	52,351.29	2,926.26	55,277.55	629,220.39
27 Circuit						
WYOMING	7,534.60	406,330.53	39,686.36	12,266.33	51,952.69	458,283.22
Total	7,534.60	406,330.53	39,686.36	12,266.33	51,952.69	458,283.22
28 Circuit						
NICHOLAS	9,168.80	483,985.61	67,461.35	-	67,461.35	551,446.96
Total	9,168.80	483,985.61	67,461.35	-	67,461.35	551,446.96
29 Circuit						
PUTNAM	15,427.80	839,416.41	56,328.23	14,975.86	71,304.09	910,720.50
Total	15,427.80	839,416.41	56,328.23	14,975.86	71,304.09	910,720.50
30 Circuit						
MINGO	6,785.20	373,819.00	7,944.58	-	7,944.58	381,763.58
Total	6,785.20	373,819.00	7,944.58	-	7,944.58	381,763.58
31 Circuit						
MONROE	1,791.00	98,441.99	12,076.08	-	12,076.08	110,518.07
SUMMERS	2,594.80	140,749.33	16,160.38	1,963.49	18,123.87	158,873.20
Total	4,385.80	239,191.32	28,236.46	1,963.49	30,199.95	269,391.27
State Total	475,793.67	25,732,720.83	1,757,821.95	360,333.46	2,118,155.41	27,850,876.24

**PUBLIC DEFENDER SERVICES
 APPOINTED COUNSEL CLAIMS PAID BY CASE TYPE
 WITHOUT DIRECT EXPENSES OR SUPPLEMENTALS**

Felony	7,617
Misdemeanor	8,651
Mental Hygiene	2,139
Juvenile	1,512
Parole/Prob. Rev.	1,447
Term/Abuse & Neglect	9,372
Habeas	178
Supreme Court	221
Municipal Court Charges	487
Other	753

Mag. Ct. Appeal, Mandamus/Prohibition,
 Extradition, Contempt, Fugitive, Misc.

Total Claims Paid **32,377**



**PUBLIC DEFENDER SERVICES
 APPOINTED COUNSEL CLAIMS PAID BY CASE TYPE
 WITHOUT DIRECT EXPENSES OR SUPPLEMENTALS**

Circuit County	Felony	Misd.	Mental Hygiene	Juvenile	Parole Prob. Rev.	Term/ Abuse & Neglect	Habeas	Sup. Ct.	Municipal Court	Other	Total Claims
01 Circuit											
BROOKE	66	51	48	7	10	59	-	-	-	2	243
HANCOCK	67	70	22	8	8	99	4	-	6	3	287
OHIO	85	48	166	7	4	244	14	10	-	1	579
Total	218	169	236	22	22	402	18	10	6	6	1,109
02 Circuit											
MARSHALL	107	95	62	22	25	81	4	2	3	1	402
TYLER	18	12	11	2	-	16	-	-	-	1	60
WETZEL	53	44	49	7	12	27	-	1	-	2	195
Total	178	151	122	31	37	124	4	3	3	4	657
03 Circuit											
DODDRIDGE	56	81	20	7	78	60	-	-	-	40	342
PLEASANTS	49	55	3	31	6	76	-	1	-	14	235
RITCHIE	56	87	8	21	7	124	1	-	-	5	309
Total	161	223	31	59	91	260	1	1	-	59	886
04 Circuit											
WIRT	6	5	-	1	1	38	1	1	-	-	53
WOOD	145	177	317	32	18	490	3	19	-	9	1,210
Total	151	182	317	33	19	528	4	20	-	9	1,263
05 Circuit											
CALHOUN	29	15	8	8	1	61	-	1	-	2	125
JACKSON	114	62	4	16	19	240	4	4	-	7	470
MASON	158	380	26	58	29	85	1	1	-	17	755
ROANE	62	34	9	13	8	114	2	1	-	5	248
Total	363	491	47	95	57	500	7	7	-	31	1,598
06 Circuit											
CABELL	325	69	652	65	117	522	8	9	-	17	1,784
Total	325	69	652	65	117	522	8	9	-	17	1,784
07 Circuit											
LOGAN	182	599	-	18	18	249	-	1	2	23	1,092
Total	182	599	-	18	18	249	-	1	2	23	1,092
08 Circuit											
MCDOWELL	83	90	6	11	-	103	2	2	-	3	300
Total	83	90	6	11	-	103	2	2	-	3	300
09 Circuit											
MERCER	412	194	40	149	34	498	12	7	31	40	1,417
Total	412	194	40	149	34	498	12	7	31	40	1,417
10 Circuit											
RALEIGH	198	138	6	19	29	518	4	7	-	5	924
Total	198	138	6	19	29	518	4	7	-	5	924

**PUBLIC DEFENDER SERVICES
 APPOINTED COUNSEL CLAIMS PAID BY CASE TYPE
 WITHOUT DIRECT EXPENSES OR SUPPLEMENTALS**

Circuit County	Felony	Misd.	Mental Hygiene	Juvenile	Parole Prob. Rev.	Term/ Abuse & Neglect	Habeas	Sup. Ct.	Municipal Court	Other	Total Claims
11 Circuit											
GREENBRIER	75	31	5	12	7	98	4	1	3	6	242
POCAHONTAS	25	40	4	1	2	21	1	2	-	-	96
Total	100	71	9	13	9	119	5	3	3	6	338
12 Circuit											
FAYETTE	149	63	-	6	7	206	4	4	-	2	441
Total	149	63	-	6	7	206	4	4	-	2	441
13 Circuit											
KANAWHA	750	535	-	84	86	1,216	30	31	268	43	3,043
Total	750	535	-	84	86	1,216	30	31	268	43	3,043
14 Circuit											
BRAXTON	183	148	10	26	64	150	-	5	-	21	607
CLAY	48	72	3	3	9	80	3	2	-	4	224
GILMER	56	69	2	11	8	40	1	1	-	46	234
WEBSTER	59	92	5	5	14	149	2	4	-	4	334
Total	346	381	20	45	95	419	6	12	-	75	1,399
15 Circuit											
HARRISON	110	92	65	17	27	276	6	12	-	12	617
Total	110	92	65	17	27	276	6	12	-	12	617
16 Circuit											
MARION	451	525	142	79	72	267	7	10	20	49	1,622
Total	451	525	142	79	72	267	7	10	20	49	1,622
17 Circuit											
MONONGALIA	541	717	190	43	79	236	9	8	68	55	1,946
Total	541	717	190	43	79	236	9	8	68	55	1,946
18 Circuit											
PRESTON	78	57	-	6	18	185	5	4	-	8	361
Total	78	57	-	6	18	185	5	4	-	8	361
19 Circuit											
BARBOUR	155	256	4	5	26	167	1	1	-	12	627
TAYLOR	94	135	10	8	12	184	1	4	-	30	478
Total	249	391	14	13	38	351	2	5	-	42	1,105
20 Circuit											
RANDOLPH	282	411	16	48	89	272	-	23	81	35	1,257
Total	282	411	16	48	89	272	-	23	81	35	1,257
21 Circuit											
GRANT	85	155	13	15	24	48	-	2	-	5	347
MINERAL	121	237	4	43	45	67	1	3	-	5	526
TUCKER	28	23	2	15	2	48	-	1	-	1	120
Total	234	415	19	73	71	163	1	6	-	11	993

**PUBLIC DEFENDER SERVICES
 APPOINTED COUNSEL CLAIMS PAID BY CASE TYPE
 WITHOUT DIRECT EXPENSES OR SUPPLEMENTALS**

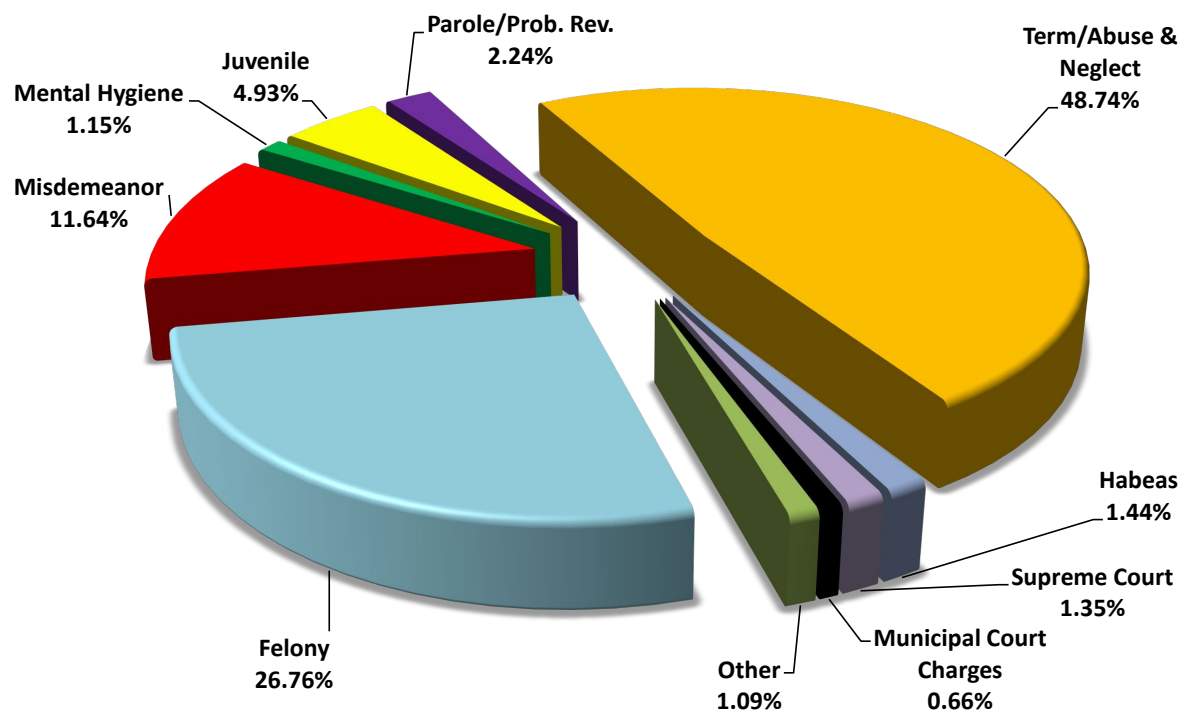
Circuit County	Felony	Misd.	Mental Hygiene	Juvenile	Parole Prob. Rev.	Term/ Abuse & Neglect	Habeas	Sup. Ct.	Municipal Court	Other	Total Claims
22 Circuit											
HAMPSHIRE	115	221	6	23	39	83	1	2	-	57	547
HARDY	99	218	3	15	23	67	2	2	-	7	436
PENDLETON	23	24	2	4	10	12	1	1	-	5	82
Total	237	463	11	42	72	162	4	5	-	69	1,065
23 Circuit											
BERKELEY	271	283	-	37	56	263	12	7	-	7	936
JEFFERSON	93	66	-	6	15	73	4	1	-	1	259
MORGAN	28	40	-	7	19	47	2	1	-	4	148
Total	392	389	-	50	90	383	18	9	-	12	1,343
24 Circuit											
WAYNE	118	43	7	6	45	228	4	2	4	2	459
Total	118	43	7	6	45	228	4	2	4	2	459
25 Circuit											
BOONE	90	86	1	116	3	193	5	-	-	3	497
LINCOLN	124	72	59	4	40	163	3	-	-	22	487
Total	214	158	60	120	43	356	8	-	-	25	984
26 Circuit											
LEWIS	148	230	18	20	45	86	1	3	-	14	565
UPSHUR	149	213	7	27	47	69	2	6	-	15	535
Total	297	443	25	47	92	155	3	9	-	29	1,100
27 Circuit											
WYOMING	232	399	15	81	10	123	1	-	-	13	874
Total	232	399	15	81	10	123	1	-	-	13	874
28 Circuit											
NICHOLAS	83	27	-	3	3	222	1	5	-	-	344
Total	83	27	-	3	3	222	1	5	-	-	344
29 Circuit											
PUTNAM	255	549	82	196	61	125	1	2	1	64	1,336
Total	255	549	82	196	61	125	1	2	1	64	1,336
30 Circuit											
MINGO	128	103	2	12	7	146	-	2	-	2	402
Total	128	103	2	12	7	146	-	2	-	2	402
31 Circuit											
MONROE	43	64	2	7	1	28	1	1	-	-	147
SUMMERS	57	49	3	19	8	30	2	1	-	2	171
Total	100	113	5	26	9	58	3	2	-	2	318
WV TOTAL	7,617	8,651	2,139	1,512	1,447	9,372	178	221	487	753	32,377

**PUBLIC DEFENDER SERVICES
 APPOINTED COUNSEL FEES PAID BY CASE TYPE**

Felony	\$6,885,572.46
Misdemeanor	\$2,994,726.42
Mental Hygiene	\$295,678.58
Juvenile	\$1,269,520.54
Parole/Prob. Rev.	\$576,296.80
Term/Abuse & Neglect	\$12,542,619.48
Habeas	\$371,682.07
Supreme Court	\$346,485.91
Municipal Court Charges	\$170,572.64
Other	\$279,565.93

Mag. Ct. Appeal, Mandamus/Prohibition,
 Extradition, Contempt, Fugitive, Misc.

Total Fees Paid **\$25,732,720.83**



**PUBLIC DEFENDER SERVICES
 APPOINTED COUNSEL FEES BY CASE TYPE (\$)**

Circuit County	Felony	Misd.	Mental Hygiene	Juvenile	Parole Prob. Rev.	Term/ Abuse & Neglect	Habeas	Sup. Ct.	Municipal Court	Other	Total Claims
01 Circuit											
BROOKE	72,325.00	28,970.50	12,281.50	7,073.00	6,495.50	153,176.00	-	-	-	2,056.00	282,377.50
HANCOCK	88,120.08	37,146.66	5,431.00	8,860.00	2,904.50	289,629.33	6,024.00	-	1,809.50	462.50	440,387.57
OHIO	114,927.38	22,257.57	19,667.50	3,984.50	1,614.50	430,151.46	35,652.50	26,725.50	-	436.00	655,416.91
Total	275,372.46	88,374.73	37,380.00	19,917.50	11,014.50	872,956.79	41,676.50	26,725.50	1,809.50	2,954.50	1,378,181.98
02 Circuit											
MARSHALL	84,944.54	30,312.60	8,216.50	12,097.00	8,670.00	96,885.50	2,856.00	2,869.00	1,143.50	69.50	248,064.14
TYLER	23,757.50	8,583.50	2,683.50	454.00	384.00	24,886.00	-	-	-	742.00	61,490.50
WETZEL	45,499.50	18,778.60	9,257.00	4,462.50	4,546.00	50,706.50	-	2,688.00	-	619.00	136,557.10
Total	154,201.54	57,674.70	20,157.00	17,013.50	13,600.00	172,478.00	2,856.00	5,557.00	1,143.50	1,430.50	446,111.74
03 Circuit											
DODDRIDGE	65,551.50	40,403.00	3,310.00	9,051.00	30,021.00	111,165.14	-	-	-	7,444.00	266,945.64
PLEASANTS	58,376.08	27,363.00	299.50	19,562.00	3,017.00	115,586.74	-	1,119.00	-	3,352.50	228,675.82
RITCHIE	74,327.00	39,655.50	1,248.50	16,299.50	3,885.00	200,911.54	3,714.50	-	-	2,871.50	342,913.04
Total	198,254.58	107,421.50	4,858.00	44,912.50	36,923.00	427,663.42	3,714.50	1,119.00	-	13,668.00	838,534.50
04 Circuit											
WIRT	6,872.50	1,572.50	-	266.50	186.00	52,354.00	1,798.00	2,047.00	-	-	65,096.50
WOOD	147,499.00	43,732.06	25,047.08	14,728.00	6,730.50	513,602.63	3,582.00	30,763.00	-	1,160.50	786,844.77
Total	154,371.50	45,304.56	25,047.08	14,994.50	6,916.50	565,956.63	5,380.00	32,810.00	-	1,160.50	851,941.27
05 Circuit											
CALHOUN	66,673.50	6,691.50	2,004.50	7,674.00	913.00	56,742.82	-	2,142.00	-	1,937.50	144,778.82
JACKSON	116,823.60	23,977.50	329.00	19,773.50	7,996.50	338,908.07	6,303.00	3,397.50	-	1,648.50	519,157.17
MASON	131,763.50	92,934.50	3,278.50	56,234.00	11,306.10	96,021.50	1,509.00	795.00	-	10,968.52	404,810.62
ROANE	64,274.00	7,815.00	3,037.00	14,798.55	3,278.00	148,086.83	1,369.50	634.50	-	1,997.50	245,290.88
Total	379,534.60	131,418.50	8,649.00	98,480.05	23,493.60	639,759.22	9,181.50	6,969.00	-	16,552.02	1,314,037.49
06 Circuit											
CABELL	397,018.75	27,558.00	69,665.50	21,337.00	40,080.62	589,366.65	17,580.91	32,145.00	-	12,392.00	1,207,144.43
Total	397,018.75	27,558.00	69,665.50	21,337.00	40,080.62	589,366.65	17,580.91	32,145.00	-	12,392.00	1,207,144.43
07 Circuit											
LOGAN	129,079.00	181,207.64	-	25,151.80	15,092.00	287,113.50	-	2,541.50	252.00	14,373.32	654,810.76
Total	129,079.00	181,207.64	-	25,151.80	15,092.00	287,113.50	-	2,541.50	252.00	14,373.32	654,810.76
08 Circuit											
MCDOWELL	87,176.50	35,152.00	1,864.00	8,026.00	226.00	170,241.61	9,031.50	3,601.50	-	338.00	315,657.11
Total	87,176.50	35,152.00	1,864.00	8,026.00	226.00	170,241.61	9,031.50	3,601.50	-	338.00	315,657.11
09 Circuit											
MERCER	462,189.94	73,857.08	5,541.00	176,462.85	14,397.54	628,468.50	11,832.00	12,034.50	12,650.00	18,424.00	1,415,857.41
Total	462,189.94	73,857.08	5,541.00	176,462.85	14,397.54	628,468.50	11,832.00	12,034.50	12,650.00	18,424.00	1,415,857.41
10 Circuit											
RALEIGH	212,215.82	59,740.50	586.50	13,763.00	27,098.50	599,991.44	7,926.00	24,110.50	-	4,418.50	949,850.76
Total	212,215.82	59,740.50	586.50	13,763.00	27,098.50	599,991.44	7,926.00	24,110.50	-	4,418.50	949,850.76

**PUBLIC DEFENDER SERVICES
 APPOINTED COUNSEL FEES BY CASE TYPE (\$)**

Circuit County	Felony	Misd.	Mental Hygiene	Juvenile	Parole Prob. Rev.	Term/ Abuse & Neglect	Habeas	Sup. Ct.	Municipal Court	Other	Total Claims
11 Circuit											
GREENBRIER	84,466.72	11,312.07	951.00	12,584.50	4,572.00	200,066.96	5,724.00	804.00	679.00	2,190.57	323,350.82
POCAHONTAS	29,235.00	16,636.00	321.00	1,384.00	3,346.00	47,473.86	3,000.00	1,015.50	-	-	102,411.36
Total	113,701.72	27,948.07	1,272.00	13,968.50	7,918.00	247,540.82	8,724.00	1,819.50	679.00	2,190.57	425,762.18
12 Circuit											
FAYETTE	123,113.50	17,954.00	-	4,918.00	3,145.50	226,300.53	20,798.00	14,223.00	-	301.50	410,754.03
Total	123,113.50	17,954.00	-	4,918.00	3,145.50	226,300.53	20,798.00	14,223.00	-	301.50	410,754.03
13 Circuit											
KANAWHA	582,887.18	209,395.89	-	79,995.00	31,625.55	1,374,834.86	89,668.66	41,352.41	94,672.81	15,426.00	2,519,858.36
Total	582,887.18	209,395.89	-	79,995.00	31,625.55	1,374,834.86	89,668.66	41,352.41	94,672.81	15,426.00	2,519,858.36
14 Circuit											
BRAXTON	181,640.00	43,398.00	1,115.50	25,750.00	23,880.50	248,850.98	-	8,012.00	-	10,086.00	542,732.98
CLAY	40,987.29	23,849.08	682.00	7,733.00	3,556.17	121,767.15	1,708.50	1,439.50	-	1,552.50	203,275.19
GILMER	64,181.50	28,168.68	400.00	13,542.00	4,158.50	94,660.14	787.50	987.00	-	6,665.50	213,550.82
WEBSTER	53,741.50	21,336.50	1,030.00	17,385.50	4,175.00	261,146.73	698.50	4,020.00	-	1,334.50	364,868.23
Total	340,550.29	116,752.26	3,227.50	64,410.50	35,770.17	726,425.00	3,194.50	14,458.50	-	19,638.50	1,324,427.22
15 Circuit											
HARRISON	97,664.13	43,522.90	7,889.00	9,519.50	11,341.50	346,359.96	9,685.00	8,878.50	-	4,925.50	539,785.99
Total	97,664.13	43,522.90	7,889.00	9,519.50	11,341.50	346,359.96	9,685.00	8,878.50	-	4,925.50	539,785.99
16 Circuit											
MARION	396,520.50	190,545.97	35,348.00	57,933.40	29,774.23	439,680.86	13,024.00	14,310.00	4,615.00	13,637.50	1,195,389.46
Total	396,520.50	190,545.97	35,348.00	57,933.40	29,774.23	439,680.86	13,024.00	14,310.00	4,615.00	13,637.50	1,195,389.46
17 Circuit											
MONONGALIA	591,994.53	368,166.55	32,986.50	94,566.46	35,379.50	415,055.84	25,079.00	16,200.00	32,750.05	36,064.05	1,648,242.48
Total	591,994.53	368,166.55	32,986.50	94,566.46	35,379.50	415,055.84	25,079.00	16,200.00	32,750.05	36,064.05	1,648,242.48
18 Circuit											
PRESTON	97,551.65	32,730.50	-	5,848.00	7,025.50	245,328.50	13,917.50	6,571.50	-	11,176.00	420,149.15
Total	97,551.65	32,730.50	-	5,848.00	7,025.50	245,328.50	13,917.50	6,571.50	-	11,176.00	420,149.15
19 Circuit											
BARBOUR	94,080.00	68,351.10	825.50	1,486.50	10,246.50	262,838.00	121.50	2,185.50	-	1,347.00	441,481.60
TAYLOR	69,166.00	44,002.59	1,658.00	4,651.00	3,021.00	194,525.11	2,084.50	6,714.00	-	3,622.50	329,444.70
Total	163,246.00	112,353.69	2,483.50	6,137.50	13,267.50	457,363.11	2,206.00	8,899.50	-	4,969.50	770,926.30
20 Circuit											
RANDOLPH	180,142.64	156,145.23	2,306.00	36,482.00	30,940.00	259,402.45	-	15,299.00	20,659.78	9,010.00	710,387.10
Total	180,142.64	156,145.23	2,306.00	36,482.00	30,940.00	259,402.45	-	15,299.00	20,659.78	9,010.00	710,387.10
21 Circuit											
GRANT	52,035.00	41,752.56	3,171.00	5,991.50	5,655.50	65,690.50	-	2,656.50	-	2,798.00	179,750.56
MINERAL	68,220.00	54,758.50	621.00	10,795.50	12,666.50	59,893.00	68.00	3,595.50	-	1,236.00	211,854.00
TUCKER	23,410.50	6,307.00	289.50	5,975.00	144.50	52,993.33	-	564.00	-	120.08	89,803.91
TOTAL	143,665.50	102,818.06	4,081.50	22,762.00	18,466.50	178,576.83	68.00	6,816.00	-	4,154.08	481,408.47

**PUBLIC DEFENDER SERVICES
 APPOINTED COUNSEL FEES BY CASE TYPE (\$)**

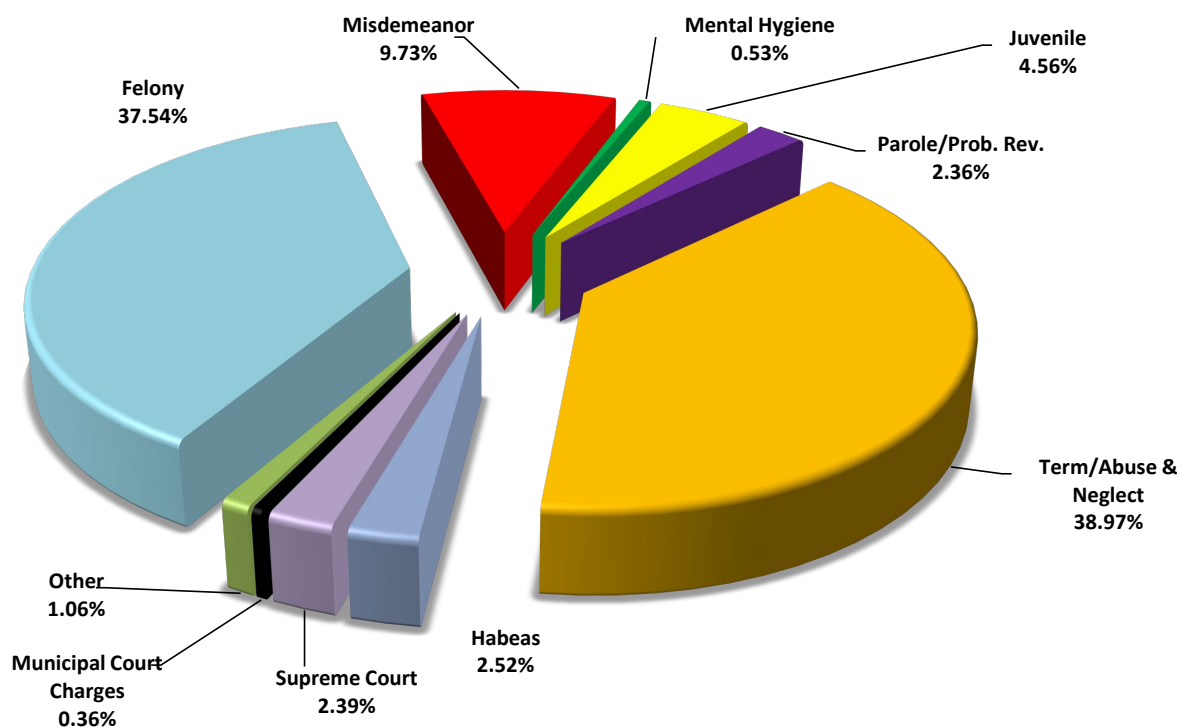
Circuit County	Felony	Misd.	Mental Hygiene	Juvenile	Parole Prob. Rev.	Term/ Abuse & Neglect	Habeas	Sup. Ct.	Municipal Court	Other	Total Claims
22 Circuit											
HAMPSHIRE	63,901.88	63,323.50	706.00	22,439.00	10,231.50	131,943.00	5,043.50	1,278.00	-	3,965.01	302,831.39
HARDY	81,659.03	75,854.18	364.50	24,790.00	9,602.00	121,556.00	1,863.00	3,978.00	-	1,301.50	320,968.21
PENDLETON	22,137.00	7,725.00	274.00	5,539.00	3,602.50	27,262.50	922.50	1,362.00	-	569.50	69,394.00
Total	167,697.91	146,902.68	1,344.50	52,768.00	23,436.00	280,761.50	7,829.00	6,618.00	-	5,836.01	693,193.60
23 Circuit											
BERKELEY	205,135.50	65,840.50	-	29,342.50	22,998.50	425,746.33	14,060.00	9,734.00	-	5,345.38	778,202.71
JEFFERSON	99,613.59	22,378.14	-	3,659.50	7,872.50	142,563.50	4,472.00	1,853.00	-	136.00	282,548.23
MORGAN	56,958.00	12,040.50	-	7,933.50	11,797.50	87,882.00	3,432.00	819.00	-	3,112.00	183,974.50
Total	361,707.09	100,259.14	-	40,935.50	42,668.50	656,191.83	21,964.00	12,406.00	-	8,593.38	1,244,725.44
24 Circuit											
WAYNE	101,379.50	13,407.00	897.50	3,288.50	16,917.50	230,647.25	8,796.50	3,307.50	1,086.50	333.00	380,060.75
Total	101,379.50	13,407.00	897.50	3,288.50	16,917.50	230,647.25	8,796.50	3,307.50	1,086.50	333.00	380,060.75
25 Circuit											
BOONE	47,776.00	17,955.52	172.00	35,735.50	2,107.50	140,453.00	8,555.50	1,140.00	-	942.50	254,837.52
LINCOLN	84,327.90	22,065.00	6,745.00	6,819.50	15,255.00	272,323.72	5,007.00	-	-	11,456.50	423,999.62
Total	132,103.90	40,020.52	6,917.00	42,555.00	17,362.50	412,776.72	13,562.50	1,140.00	-	12,399.00	678,837.14
26 Circuit											
LEWIS	105,846.00	61,051.17	3,824.50	9,727.50	14,043.00	96,929.00	4,610.50	2,616.00	-	6,102.00	304,749.67
UPSHUR	111,022.50	56,840.17	1,282.00	12,930.00	16,916.00	56,532.00	4,168.00	6,523.50	-	2,979.00	269,193.17
Total	216,868.50	117,891.34	5,106.50	22,657.50	30,959.00	153,461.00	8,778.50	9,139.50	-	9,081.00	573,942.84
27 Circuit											
WYOMING	139,688.23	110,061.35	3,850.50	36,062.50	4,572.00	108,918.95	261.00	-	-	2,916.00	406,330.53
Total	139,688.23	110,061.35	3,850.50	36,062.50	4,572.00	108,918.95	261.00	-	-	2,916.00	406,330.53
28 Circuit											
NICHOLAS	80,356.00	10,144.50	-	784.11	790.00	379,021.50	6,916.50	5,973.00	-	-	483,985.61
Total	80,356.00	10,144.50	-	784.11	790.00	379,021.50	6,916.50	5,973.00	-	-	483,985.61
29 Circuit											
PUTNAM	193,115.50	203,694.73	12,950.00	192,247.37	19,255.09	180,523.22	4,912.00	907.00	254.50	31,557.00	839,416.41
Total	193,115.50	203,694.73	12,950.00	192,247.37	19,255.09	180,523.22	4,912.00	907.00	254.50	31,557.00	839,416.41
30 Circuit											
MINGO	98,595.50	34,872.50	268.50	22,724.50	3,986.50	204,016.50	-	8,287.00	-	1,068.00	373,819.00
Total	98,595.50	34,872.50	268.50	22,724.50	3,986.50	204,016.50	-	8,287.00	-	1,068.00	373,819.00
31 Circuit											
MONROE	38,041.50	20,245.50	350.00	4,390.00	329.50	32,124.99	1,792.00	1,168.50	-	-	98,441.99
SUMMERS	75,566.50	11,184.83	652.00	14,508.00	2,524.00	33,311.50	1,326.50	1,098.00	-	578.00	140,749.33
Total	113,608.00	31,430.33	1,002.00	18,898.00	2,853.50	65,436.49	3,118.50	2,266.50	-	578.00	239,191.32
WV TOTAL	6,885,572.46	2,994,726.42	295,678.58	1,269,520.54	576,296.80	12,542,619.48	371,682.07	346,485.91	170,572.64	279,565.93	25,732,720.83

**APPOINTED COUNSEL EXPENSES PAID
 INCLUDING DIRECT EXPENSES BY CASE TYPE**

Felony	\$795,053.71
Misdemeanor	\$206,076.46
Mental Hygiene	\$11,233.33
Juvenile	\$96,663.79
Parole/Prob. Rev.	\$49,958.96
Term/Abuse & Neglect	\$825,398.72
Habeas	\$53,284.07
Supreme Court	\$50,578.41
Municipal Court Charges	\$7,526.61
Other	\$22,381.35

Mag. Ct. Appeal, Mandamus/Prohibition,
 Extradition, Contempt, Fugitive, Misc.

Total Expenses Paid	\$2,118,155.41
----------------------------	-----------------------



**PUBLIC DEFENDER SERVICES
 APPOINTED COUNSEL EXPENSES BY CASE TYPE (INCLUDING DIRECT EXPENSES)**

Circuit County	Felony	Misd.	Mental Hygiene	Juvenile	Parole Prob. Rev.	Term/ Abuse & Neglect	Habeas	Sup. Ct.	Municipal Court	Other	Total Claims
01 Circuit											
BROOKE	6,805.59	2,319.53	488.60	430.95	637.09	6,788.20	-	-	-	113.10	17,583.06
HANCOCK	8,654.29	4,877.51	229.83	515.03	281.30	16,121.56	291.89	-	42.69	58.11	31,072.21
OHIO	8,114.17	1,401.53	318.85	242.33	110.17	15,537.41	8,190.13	3,551.13	-	31.17	37,496.89
Total	23,574.05	8,598.57	1,037.28	1,188.31	1,028.56	38,447.17	8,482.02	3,551.13	42.69	202.38	86,152.16
02 Circuit											
MARSHALL	6,914.87	635.92	508.74	498.46	166.12	2,801.64	918.93	781.81	8.32	-	13,234.81
TYLER	2,519.38	1,068.70	507.51	64.97	120.64	3,487.88	-	-	-	74.60	7,843.68
WETZEL	4,610.83	2,188.82	1,355.46	435.94	427.55	5,036.20	-	387.16	-	90.37	14,532.33
Total	14,045.08	3,893.44	2,371.71	999.37	714.31	11,325.72	918.93	1,168.97	8.32	164.97	35,610.82
03 Circuit											
DODDRIDGE	8,003.16	7,654.22	656.80	1,474.44	5,117.19	15,425.72	-	-	-	1,239.50	39,571.03
PLEASANTS	8,794.17	3,345.38	85.16	3,011.13	245.57	11,614.13	-	-	-	136.88	27,232.42
RITCHIE	11,346.08	6,571.84	401.38	2,970.11	453.17	18,142.01	92.63	-	-	649.92	40,627.14
Total	28,143.41	17,571.44	1,143.34	7,455.68	5,815.93	45,181.86	92.63	-	-	2,026.30	107,430.59
04 Circuit											
WIRT	452.19	205.16	-	23.30	50.85	4,689.63	58.00	-	-	-	5,479.13
WOOD	10,770.09	2,555.96	528.62	258.86	632.25	33,128.70	426.90	7,079.55	-	7.34	55,388.27
Total	11,222.28	2,761.12	528.62	282.16	683.10	37,818.33	484.90	7,079.55	-	7.34	60,867.40
05 Circuit											
CALHOUN	8,378.34	959.05	222.45	723.52	126.40	5,874.33	-	461.46	-	257.54	17,003.09
JACKSON	16,386.33	3,653.72	7.46	3,026.80	1,615.35	36,047.38	1,378.17	479.10	-	155.47	62,749.78
MASON	20,877.47	6,940.47	26.80	4,989.31	942.77	7,294.60	178.50	164.70	-	894.87	42,309.49
ROANE	10,895.83	860.00	324.27	1,743.32	570.54	14,250.00	109.92	84.60	-	47.13	28,885.61
Total	56,537.97	12,413.24	580.98	10,482.95	3,255.06	63,466.31	1,666.59	1,189.86	-	1,355.01	150,947.97
06 Circuit											
CABELL	42,058.37	328.06	1,144.07	273.87	1,229.15	13,696.63	1,517.43	3,033.44	-	431.36	63,712.38
Total	42,058.37	328.06	1,144.07	273.87	1,229.15	13,696.63	1,517.43	3,033.44	-	431.36	63,712.38
07 Circuit											
LOGAN	10,737.63	7,084.14	-	534.98	1,570.30	9,897.08	-	399.03	8.45	572.60	30,804.21
Total	10,737.63	7,084.14	-	534.98	1,570.30	9,897.08	-	399.03	8.45	572.60	30,804.21
08 Circuit											
MCDOWELL	26,154.33	2,347.26	279.60	600.74	-	15,008.61	621.95	650.27	-	1.95	45,664.71
Total	26,154.33	2,347.26	279.60	600.74	-	15,008.61	621.95	650.27	-	1.95	45,664.71
09 Circuit											
MERCER	59,753.66	6,042.59	281.41	15,232.09	1,233.80	50,596.20	4,684.95	3,048.70	1,952.01	2,454.04	145,279.45
Total	59,753.66	6,042.59	281.41	15,232.09	1,233.80	50,596.20	4,684.95	3,048.70	1,952.01	2,454.04	145,279.45
10 Circuit											
RALEIGH	14,870.05	4,438.49	27.60	356.92	1,059.75	38,045.12	1,214.30	2,119.09	-	168.84	62,300.16
Total	14,870.05	4,438.49	27.60	356.92	1,059.75	38,045.12	1,214.30	2,119.09	-	168.84	62,300.16

**PUBLIC DEFENDER SERVICES
 APPOINTED COUNSEL EXPENSES BY CASE TYPE (INCLUDING DIRECT EXPENSES)**

Circuit County	Felony	Misd.	Mental Hygiene	Juvenile	Parole Prob. Rev.	Term/ Abuse & Neglect	Habeas	Sup. Ct.	Municipal Court	Other	Total Claims
11 Circuit											
GREENBRIER	6,434.76	308.46	44.24	457.37	59.65	3,411.60	3,658.73	-	13.76	-	14,388.57
POCAHONTAS	3,482.23	1,201.90	22.42	97.85	277.66	6,504.23	403.98	50.60	-	-	12,040.87
Total	9,916.99	1,510.36	66.66	555.22	337.31	9,915.83	4,062.71	50.60	13.76	-	26,429.44
12 Circuit											
FAYETTE	9,473.02	1,466.92	-	202.58	120.49	21,271.20	1,821.22	1,475.39	-	1.50	35,832.32
Total	9,473.02	1,466.92	-	202.58	120.49	21,271.20	1,821.22	1,475.39	-	1.50	35,832.32
13 Circuit											
KANAWHA	42,771.79	4,898.90	-	1,734.16	1,561.70	39,594.71	7,142.49	5,576.88	3,845.85	1,071.88	108,198.36
Total	42,771.79	4,898.90	-	1,734.16	1,561.70	39,594.71	7,142.49	5,576.88	3,845.85	1,071.88	108,198.36
14 Circuit											
BRAXTON	27,229.62	7,528.27	85.84	1,955.78	4,584.13	29,301.30	-	677.46	-	1,490.75	72,853.15
CLAY	6,390.06	2,479.32	80.39	824.17	544.95	15,806.01	491.69	182.23	-	317.14	27,115.96
GILMER	12,820.97	6,657.98	107.82	2,456.18	834.80	17,188.33	191.41	114.13	-	2,083.86	42,455.48
WEBSTER	7,243.68	2,626.74	-	2,048.74	507.23	23,033.69	212.28	364.66	-	100.79	36,137.81
Total	53,684.33	19,292.31	274.05	7,284.87	6,471.11	85,329.33	895.38	1,338.48	-	3,992.54	178,562.40
15 Circuit											
HARRISON	15,547.60	5,148.71	515.26	513.68	1,236.94	18,505.07	1,213.50	3,251.07	-	241.10	46,172.93
Total	15,547.60	5,148.71	515.26	513.68	1,236.94	18,505.07	1,213.50	3,251.07	-	241.10	46,172.93
16 Circuit											
MARION	23,024.37	7,876.23	120.93	1,821.40	1,083.19	12,251.55	1,467.94	1,552.92	289.40	273.82	49,761.75
Total	23,024.37	7,876.23	120.93	1,821.40	1,083.19	12,251.55	1,467.94	1,552.92	289.40	273.82	49,761.75
17 Circuit											
MONONGALIA	30,625.04	12,108.57	396.65	4,321.19	1,853.94	19,877.99	2,123.61	1,851.45	823.49	3,221.56	77,203.49
Total	30,625.04	12,108.57	396.65	4,321.19	1,853.94	19,877.99	2,123.61	1,851.45	823.49	3,221.56	77,203.49
18 Circuit											
PRESTON	9,597.52	2,886.78	-	179.40	720.99	21,736.34	2,947.79	1,148.10	-	734.75	39,951.67
Total	9,597.52	2,886.78	-	179.40	720.99	21,736.34	2,947.79	1,148.10	-	734.75	39,951.67
19 Circuit											
BARBOUR	8,758.52	5,539.57	158.63	157.12	1,131.12	22,527.25	0.70	310.08	-	35.79	38,618.78
TAYLOR	7,236.60	4,370.46	31.72	239.53	273.59	13,504.08	411.18	1,191.11	-	318.14	27,576.41
Total	15,995.12	9,910.03	190.35	396.65	1,404.71	36,031.33	411.88	1,501.19	-	353.93	66,195.19
20 Circuit											
RANDOLPH	9,395.17	4,046.44	119.48	2,152.11	1,378.74	12,093.87	-	1,433.48	488.09	654.98	31,762.36
Total	9,395.17	4,046.44	119.48	2,152.11	1,378.74	12,093.87	-	1,433.48	488.09	654.98	31,762.36
21 Circuit											
GRANT	14,295.62	4,961.17	584.86	1,892.88	2,034.28	6,238.80	-	217.93	-	103.91	30,329.45
MINERAL	8,707.79	5,269.48	25.30	168.19	375.65	2,796.22	3.40	715.93	-	149.07	18,211.03
TUCKER	16,752.36	598.11	-	841.30	6.90	5,464.64	-	76.95	-	-	23,740.26
Total	39,755.77	10,828.76	610.16	2,902.37	2,416.83	14,499.66	3.40	1,010.81	-	252.98	72,280.74

**PUBLIC DEFENDER SERVICES
 APPOINTED COUNSEL EXPENSES BY CASE TYPE (INCLUDING DIRECT EXPENSES)**

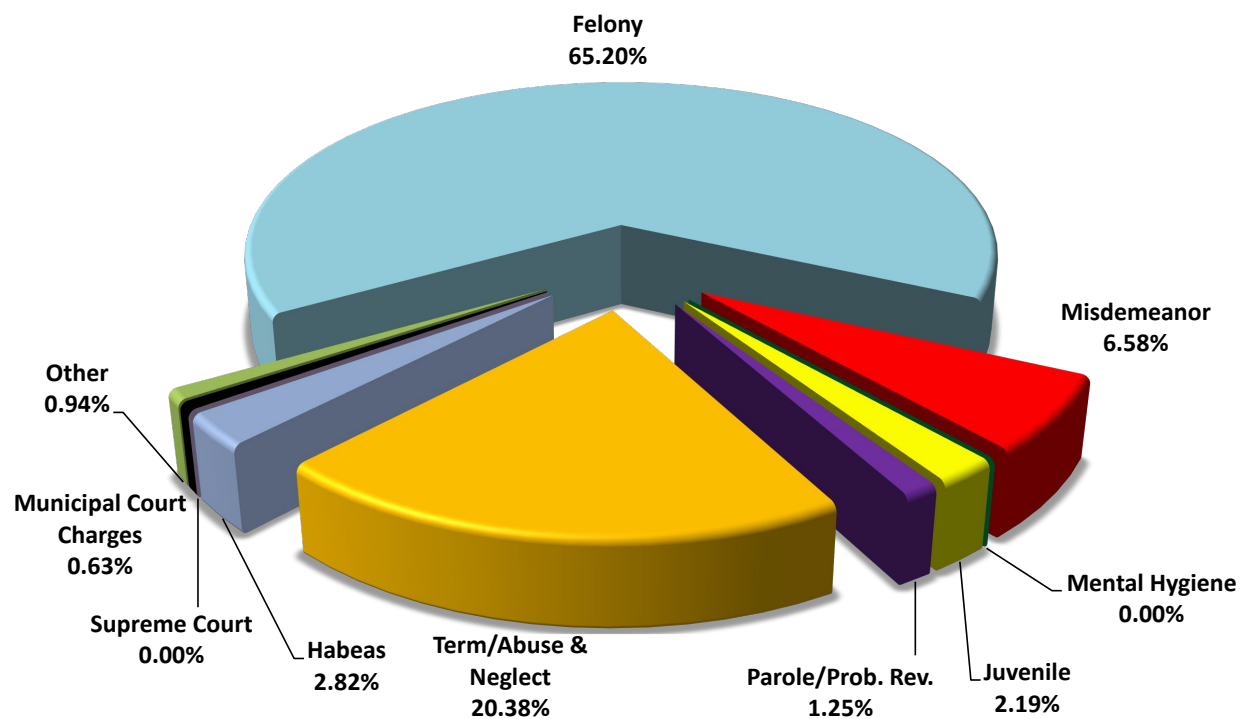
Circuit County	Felony	Misd.	Mental Hygiene	Juvenile	Parole Prob. Rev.	Term/ Abuse & Neglect	Habeas	Sup. Ct.	Municipal Court	Other	Total Claims
22 Circuit											
HAMPSHIRE	7,974.03	3,341.86	1.85	2,385.42	847.67	11,650.52	1,202.39	336.93	-	38.76	27,779.43
HARDY	7,174.86	4,917.79	2.50	4,365.88	999.95	6,101.13	427.94	323.17	-	47.42	24,360.64
PENDLETON	9,304.30	1,142.81	11.60	901.68	426.71	3,236.04	268.03	353.35	-	12.89	15,657.41
Total	24,453.19	9,402.46	15.95	7,652.98	2,274.33	20,987.69	1,898.36	1,013.45	-	99.07	67,797.48
23 Circuit											
BERKELEY	47,379.05	3,490.62	-	4,539.43	2,181.46	31,855.72	1,570.83	1,470.76	-	293.08	92,780.95
JEFFERSON	52,973.41	5,537.02	-	326.29	625.04	16,794.93	303.99	403.25	-	-	76,963.93
MORGAN	3,934.30	1,338.79	-	1,564.25	1,605.45	7,841.10	407.52	41.50	-	281.62	17,014.53
Total	104,286.76	10,366.43	-	6,429.97	4,411.95	56,491.75	2,282.34	1,915.51	-	574.70	186,759.41
24 Circuit											
WAYNE	7,701.84	750.30	11.45	69.28	928.26	10,010.47	385.78	404.71	32.75	30.16	20,325.00
Total	7,701.84	750.30	11.45	69.28	928.26	10,010.47	385.78	404.71	32.75	30.16	20,325.00
25 Circuit											
BOONE	3,245.72	1,149.73	0.75	685.73	162.40	4,239.43	867.48	60.95	-	55.98	10,468.17
LINCOLN	9,417.49	1,653.10	289.74	560.35	950.45	13,653.05	400.38	-	-	620.08	27,544.64
Total	12,663.21	2,802.83	290.49	1,246.08	1,112.85	17,892.48	1,267.86	60.95	-	676.06	38,012.81
26 Circuit											
LEWIS	13,570.73	5,757.73	583.03	521.17	1,607.38	8,691.95	938.25	618.49	-	747.28	33,036.01
UPSHUR	10,314.52	3,689.14	80.23	447.08	1,515.17	4,417.00	274.70	1,223.47	-	280.23	22,241.54
Total	23,885.25	9,446.87	663.26	968.25	3,122.55	13,108.95	1,212.95	1,841.96	-	1,027.51	55,277.55
27 Circuit											
WYOMING	21,895.10	10,758.87	112.92	7,132.76	738.26	11,030.59	-	-	-	284.19	51,952.69
Total	21,895.10	10,758.87	112.92	7,132.76	738.26	11,030.59	-	-	-	284.19	51,952.69
28 Circuit											
NICHOLAS	11,061.93	1,534.20	-	13.25	70.19	52,742.15	986.56	1,053.07	-	-	67,461.35
Total	11,061.93	1,534.20	-	13.25	70.19	52,742.15	986.56	1,053.07	-	-	67,461.35
29 Circuit											
PUTNAM	23,478.35	11,805.53	360.61	11,518.98	1,542.01	17,778.98	3,192.31	154.44	21.80	1,451.08	71,304.09
Total	23,478.35	11,805.53	360.61	11,518.98	1,542.01	17,778.98	3,192.31	154.44	21.80	1,451.08	71,304.09
30 Circuit											
MINGO	2,458.11	121.35	0.90	341.90	199.69	4,005.78	-	816.85	-	-	7,944.58
Total	2,458.11	121.35	0.90	341.90	199.69	4,005.78	-	816.85	-	-	7,944.58
31 Circuit											
MONROE	4,743.83	2,152.04	39.15	779.18	68.30	3,507.38	111.56	674.64	-	-	12,076.08
SUMMERS	11,542.59	1,483.22	50.45	1,040.46	314.66	3,252.59	172.73	212.42	-	54.75	18,123.87
Total	16,286.42	3,635.26	89.60	1,819.64	382.96	6,759.97	284.29	887.06	-	54.75	30,199.95
WV TOTAL	795,053.71	206,076.46	11,233.33	96,663.79	49,958.96	825,398.72	53,284.07	50,578.41	7,526.61	22,381.35	2,118,155.41

**PUBLIC DEFENDER SERVICES
 APPOINTED COUNSEL DIRECT EXPENSE CLAIMS PAID BY CASE TYPE**

Felony	208
Misdemeanor	21
Mental Hygiene	0
Juvenile	7
Parole/Prob. Rev.	4
Term/Abuse & Neglect	65
Habeas	9
Supreme Court	0
Municipal Court Charges	2
Other	3

Mag. Ct. Appeal, Mandamus/Prohibition,
 Extradition, Contempt, Fugitive, Misc.

Total Claims Paid **319**



**PUBLIC DEFENDER SERVICES
 TOTAL DIRECT EXPENSE CLAIMS PAID BY CASE TYPE**

Circuit County	Felony	Misd.	Mental Hygiene	Juvenile	Parole Prob. Rev.	Term/ Abuse & Neglect	Habeas	Sup. Ct.	Municipal Court	Other	Total Claims
01 Circuit											
BROOKE	-	-	-	-	-	-	-	-	-	-	-
HANCOCK	-	-	-	-	-	-	-	-	-	-	-
OHIO	-	-	-	-	-	2	1	-	-	-	3
Total	-	-	-	-	-	2	1	-	-	-	3
02 Circuit											
MARSHALL	1	-	-	-	-	-	1	-	-	-	2
TYLER	-	-	-	-	-	-	-	-	-	-	-
WETZEL	-	-	-	-	-	-	-	-	-	-	-
Total	1	-	-	-	-	-	1	-	-	-	2
03 Circuit											
DODDRIDGE	2	2	-	-	-	-	-	-	-	1	5
PLEASANTS	8	3	-	-	-	1	-	-	-	-	12
RITCHIE	3	4	-	1	-	-	-	-	-	-	8
Total	13	9	-	1	-	1	-	-	-	1	25
04 Circuit											
WIRT	-	-	-	-	-	-	-	-	-	-	-
WOOD	4	-	-	-	-	20	-	-	-	-	24
Total	4	-	-	-	-	20	-	-	-	-	24
05 Circuit											
CALHOUN	-	-	-	-	-	-	-	-	-	-	-
JACKSON	-	-	-	-	-	-	-	-	-	-	-
MASON	6	3	-	-	-	-	-	-	-	-	9
ROANE	3	-	-	-	-	-	-	-	-	-	3
Total	9	3	-	-	-	-	-	-	-	-	12
06 Circuit											
CABELL	15	-	-	-	-	-	-	-	-	-	15
Total	15	-	-	-	-	-	-	-	-	-	15
07 Circuit											
LOGAN	-	-	-	-	-	-	-	-	-	-	-
Total	-	-	-	-	-	-	-	-	-	-	-
08 Circuit											
MCDOWELL	4	-	-	-	-	-	-	-	-	-	4
Total	4	-	-	-	-	-	-	-	-	-	4
09 Circuit											
MERCER	20	-	-	-	-	2	1	-	2	1	26
Total	20	-	-	-	-	2	1	-	2	1	26
10 Circuit											
RALEIGH	3	-	-	-	-	1	-	-	-	-	4
Total	3	-	-	-	-	1	-	-	-	-	4

**PUBLIC DEFENDER SERVICES
 TOTAL DIRECT EXPENSE CLAIMS PAID BY CASE TYPE**

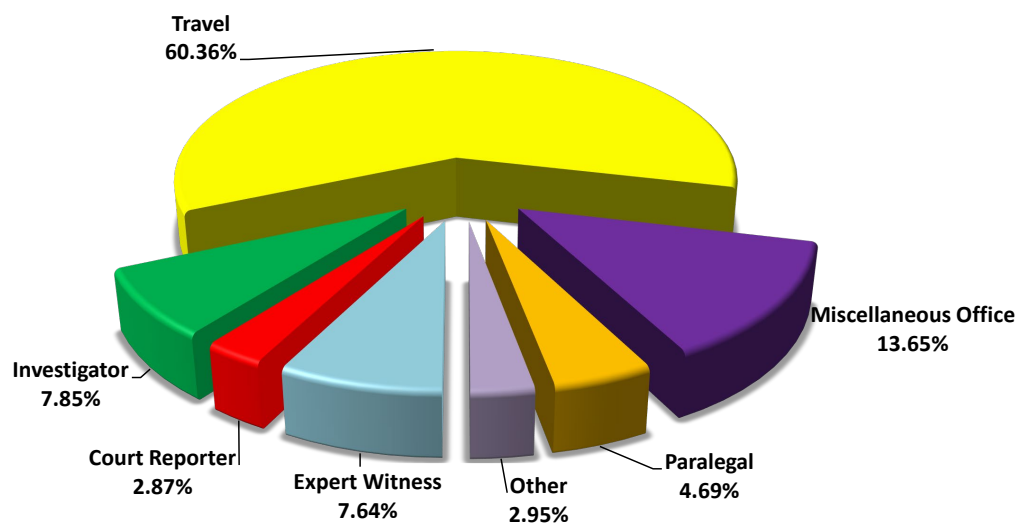
Circuit County	Felony	Misd.	Mental Hygiene	Juvenile	Parole Prob. Rev.	Term/ Abuse & Neglect	Habeas	Sup. Ct.	Municipal Court	Other	Total Claims
11 Circuit											
GREENBRIER	3	-	-	-	-	2	1	-	-	-	6
POCAHONTAS	4	-	-	-	-	-	-	-	-	-	4
Total	7	-	-	-	-	2	1	-	-	-	10
12 Circuit											
FAYETTE	2	-	-	-	-	2	1	-	-	-	5
Total	2	-	-	-	-	2	1	-	-	-	5
13 Circuit											
KANAWHA	31	-	-	-	1	3	-	-	-	1	36
Total	31	-	-	-	1	3	-	-	-	1	36
14 Circuit											
BRAXTON	-	-	-	-	-	1	-	-	-	-	1
CLAY	-	-	-	-	-	-	-	-	-	-	-
GILMER	-	-	-	-	-	-	-	-	-	-	-
WEBSTER	-	-	-	-	-	-	-	-	-	-	-
Total	-	-	-	-	-	1	-	-	-	-	1
15 Circuit											
HARRISON	2	-	-	-	-	1	-	-	-	-	3
Total	2	-	-	-	-	1	-	-	-	-	3
16 Circuit											
MARION	2	-	-	-	-	2	1	-	-	-	5
Total	2	-	-	-	-	2	1	-	-	-	5
17 Circuit											
MONONGALIA	5	-	-	-	-	1	-	-	-	-	6
Total	5	-	-	-	-	1	-	-	-	-	6
18 Circuit											
PRESTON	2	-	-	-	-	2	1	-	-	-	5
Total	2	-	-	-	-	2	1	-	-	-	5
19 Circuit											
BARBOUR	-	-	-	-	-	-	-	-	-	-	-
TAYLOR	-	-	-	-	-	-	-	-	-	-	-
Total	-	-	-	-	-	-	-	-	-	-	-
20 Circuit											
RANDOLPH	2	-	-	-	-	1	-	-	-	-	3
Total	2	-	-	-	-	1	-	-	-	-	3
21 Circuit											
GRANT	3	1	-	-	1	-	-	-	-	-	5
MINERAL	1	1	-	-	-	-	-	-	-	-	2
TUCKER	4	-	-	-	-	-	-	-	-	-	4
Total	8	2	-	-	1	-	-	-	-	-	11

**PUBLIC DEFENDER SERVICES
 TOTAL DIRECT EXPENSE CLAIMS PAID BY CASE TYPE**

Circuit County	Felony	Misd.	Mental Hygiene	Juvenile	Parole Prob. Rev.	Term/ Abuse & Neglect	Habeas	Sup. Ct.	Municipal Court	Other	Total Claims
22 Circuit											
HAMPSHIRE	4	-	-	1	-	2	-	-	-	-	7
HARDY	1	1	-	2	-	-	-	-	-	-	4
PENDLETON	1	-	-	-	-	-	-	-	-	-	1
Total	6	1	-	3	-	2	-	-	-	-	12
23 Circuit											
BERKELEY	19	-	-	1	1	6	-	-	-	-	27
JEFFERSON	18	1	-	-	-	1	-	-	-	-	20
MORGAN	-	-	-	-	-	1	-	-	-	-	1
Total	37	1	-	1	1	8	-	-	-	-	48
24 Circuit											
WAYNE	2	-	-	-	-	1	-	-	-	-	3
Total	2	-	-	-	-	1	-	-	-	-	3
25 Circuit											
BOONE	3	-	-	-	-	-	-	-	-	-	3
LINCOLN	4	-	-	-	-	-	-	-	-	-	4
Total	7	-	-	-	-	-	-	-	-	-	7
26 Circuit											
LEWIS	2	-	-	-	-	-	-	-	-	-	2
UPSHUR	1	-	-	-	-	-	-	-	-	-	1
Total	3	-	-	-	-	-	-	-	-	-	3
27 Circuit											
WYOMING	11	4	-	2	1	-	-	-	-	-	18
Total	11	4	-	2	1	-	-	-	-	-	18
28 Circuit											
NICHOLAS	-	-	-	-	-	-	-	-	-	-	-
Total	-	-	-	-	-	-	-	-	-	-	-
29 Circuit											
PUTNAM	8	1	-	-	-	13	2	-	-	-	24
Total	8	1	-	-	-	13	2	-	-	-	24
30 Circuit											
MINGO	-	-	-	-	-	-	-	-	-	-	-
Total	-	-	-	-	-	-	-	-	-	-	-
31 Circuit											
MONROE	-	-	-	-	-	-	-	-	-	-	-
SUMMERS	4	-	-	-	-	-	-	-	-	-	4
Total	4	-	-	-	-	-	-	-	-	-	4
WV TOTAL	208	21	-	7	4	65	9	-	2	3	319

**PUBLIC DEFENDER SERVICES
APPOINTED COUNSEL EXPENSES PAID BY CATEGORY**

Expert Witness	\$161,757.00
Court Reporter	\$60,686.01
Investigator	\$166,277.07
Travel	\$1,278,555.62
Miscellaneous Office	\$289,079.24
Paralegal	\$99,269.26
Other	\$62,531.21
Total Expenses	\$2,118,155.41



**PUBLIC DEFENDER SERVICES
 APPOINTED COUNSEL TOTAL EXPENSES PAID BY CATEGORY**

Circuit County	Expert Witness	Court Reporter	Investigator	Travel	Misc. Office	Paralegal	Other	Total Expenses
01 Circuit								
BROOKE	-	4.00	-	14,920.36	1,999.92	483.00	175.78	17,583.06
HANCOCK	255.00	808.75	-	22,915.36	5,340.26	1,006.50	746.34	31,072.21
OHIO	1,062.50	2,803.10	1,512.41	16,348.26	11,749.59	200.00	3,821.03	37,496.89
Total	1,317.50	3,615.85	1,512.41	54,183.98	19,089.77	1,689.50	4,743.15	86,152.16
02 Circuit								
MARSHALL	4,606.70	126.65	-	5,569.95	1,950.92	158.00	822.59	13,234.81
TYLER	-	-	-	7,350.46	492.76	0.46	-	7,843.68
WETZEL	-	28.00	-	13,372.91	1,007.72	-	123.70	14,532.33
Total	4,606.70	154.65	-	26,293.32	3,451.40	158.46	946.29	35,610.82
03 Circuit								
DODDRIDGE	-	-	2,729.68	34,275.33	2,161.52	404.50	-	39,571.03
PLEASANTS	-	-	5,069.15	19,424.42	929.72	1,785.73	23.40	27,232.42
RITCHIE	-	180.95	4,710.09	30,756.06	2,948.79	2,031.25	-	40,627.14
Total	-	180.95	12,508.92	84,455.81	6,040.03	4,221.48	23.40	107,430.59
04 Circuit								
WIRT	-	-	-	4,695.23	569.50	214.40	-	5,479.13
WOOD	8.50	3,400.48	3,286.02	17,908.94	17,061.29	13,621.30	101.74	55,388.27
Total	8.50	3,400.48	3,286.02	22,604.17	17,630.79	13,835.70	101.74	60,867.40
05 Circuit								
CALHOUN	-	24.00	-	15,343.51	1,379.33	-	256.25	17,003.09
JACKSON	9.55	5,779.55	-	52,800.33	4,080.85	-	79.50	62,749.78
MASON	-	1,009.85	6,171.90	29,687.52	3,044.15	2,290.00	106.07	42,309.49
ROANE	-	1,510.65	2,035.34	22,273.35	941.27	-	2,125.00	28,885.61
Total	9.55	8,324.05	8,207.24	120,104.71	9,445.60	2,290.00	2,566.82	150,947.97
06 Circuit								
CABELL	1,800.00	3,387.05	16,028.81	18,830.74	4,732.58	18,661.00	272.20	63,712.38
Total	1,800.00	3,387.05	16,028.81	18,830.74	4,732.58	18,661.00	272.20	63,712.38
07 Circuit								
LOGAN	-	6,263.20	15.00	20,066.44	4,459.57	-	-	30,804.21
Total	-	6,263.20	15.00	20,066.44	4,459.57	-	-	30,804.21
08 Circuit								
MCDOWELL	15,749.15	831.25	3,696.98	19,490.78	4,749.49	1,082.56	64.50	45,664.71
Total	15,749.15	831.25	3,696.98	19,490.78	4,749.49	1,082.56	64.50	45,664.71
09 Circuit								
MERCER	13,561.97	2,243.61	19,091.78	77,591.77	18,888.18	10,209.52	3,692.62	145,279.45
Total	13,561.97	2,243.61	19,091.78	77,591.77	18,888.18	10,209.52	3,692.62	145,279.45
10 Circuit								
RALEIGH	-	42.35	214.31	49,703.62	7,619.68	4,469.59	250.61	62,300.16
Total	-	42.35	214.31	49,703.62	7,619.68	4,469.59	250.61	62,300.16

**PUBLIC DEFENDER SERVICES
 APPOINTED COUNSEL TOTAL EXPENSES PAID BY CATEGORY**

Circuit County	Expert Witness	Court Reporter	Investigator	Travel	Misc. Office	Paralegal	Other	Total Expenses
11 Circuit								
GREENBRIER	5,106.28	1,282.05	-	5,701.53	1,315.11	-	983.60	14,388.57
POCAHONTAS	-	431.20	-	10,924.37	320.30	-	365.00	12,040.87
Total	5,106.28	1,713.25	-	16,625.90	1,635.41	-	1,348.60	26,429.44
12 Circuit								
FAYETTE	6,001.00	1,127.20	1,496.57	21,285.68	4,301.68	1,293.66	326.53	35,832.32
Total	6,001.00	1,127.20	1,496.57	21,285.68	4,301.68	1,293.66	326.53	35,832.32
13 Circuit								
KANAWHA	2,671.50	4,854.40	23,557.50	45,546.70	28,750.19	222.80	2,595.27	108,198.36
Total	2,671.50	4,854.40	23,557.50	45,546.70	28,750.19	222.80	2,595.27	108,198.36
14 Circuit								
BRAXTON	375.00	132.30	-	62,856.28	9,489.57	-	-	72,853.15
CLAY	-	27.00	5.00	22,296.93	4,786.36	0.67	-	27,115.96
GILMER	190.00	-	5.00	38,560.06	3,489.72	-	210.70	42,455.48
WEBSTER	-	150.15	3.00	31,727.42	3,453.59	803.65	-	36,137.81
Total	565.00	309.45	13.00	155,440.69	21,219.24	804.32	210.70	178,562.40
15 Circuit								
HARRISON	-	1,362.90	1,900.04	16,701.76	16,254.69	6,134.50	3,819.04	46,172.93
Total	-	1,362.90	1,900.04	16,701.76	16,254.69	6,134.50	3,819.04	46,172.93
16 Circuit								
MARION	2,085.60	1,428.55	5,571.57	24,785.01	13,040.49	2,268.79	581.74	49,761.75
Total	2,085.60	1,428.55	5,571.57	24,785.01	13,040.49	2,268.79	581.74	49,761.75
17 Circuit								
MONONGALIA	6,050.00	2,027.50	679.75	39,829.13	12,472.38	8,582.80	7,561.93	77,203.49
Total	6,050.00	2,027.50	679.75	39,829.13	12,472.38	8,582.80	7,561.93	77,203.49
18 Circuit								
PRESTON	1,523.00	999.55	630.00	29,104.12	4,572.18	147.97	2,974.85	39,951.67
Total	1,523.00	999.55	630.00	29,104.12	4,572.18	147.97	2,974.85	39,951.67
19 Circuit								
BARBOUR	-	96.25	-	29,727.04	5,902.02	2,893.47	-	38,618.78
TAYLOR	-	227.15	335.98	17,658.53	6,308.95	3,045.80	-	27,576.41
Total	-	323.40	335.98	47,385.57	12,210.97	5,939.27	-	66,195.19
20 Circuit								
RANDOLPH	4.00	468.87	637.06	22,033.30	8,306.63	-	312.50	31,762.36
Total	4.00	468.87	637.06	22,033.30	8,306.63	-	312.50	31,762.36
21 Circuit								
GRANT	6,320.00	1,643.95	3,528.31	16,543.56	2,293.63	-	-	30,329.45
MINERAL	1,500.00	-	-	9,950.22	3,435.81	-	3,325.00	18,211.03
TUCKER	4,287.50	422.90	-	9,006.30	588.56	10.00	9,425.00	23,740.26
Total	12,107.50	2,066.85	3,528.31	35,500.08	6,318.00	10.00	12,750.00	72,280.74

**PUBLIC DEFENDER SERVICES
 APPOINTED COUNSEL TOTAL EXPENSES PAID BY CATEGORY**

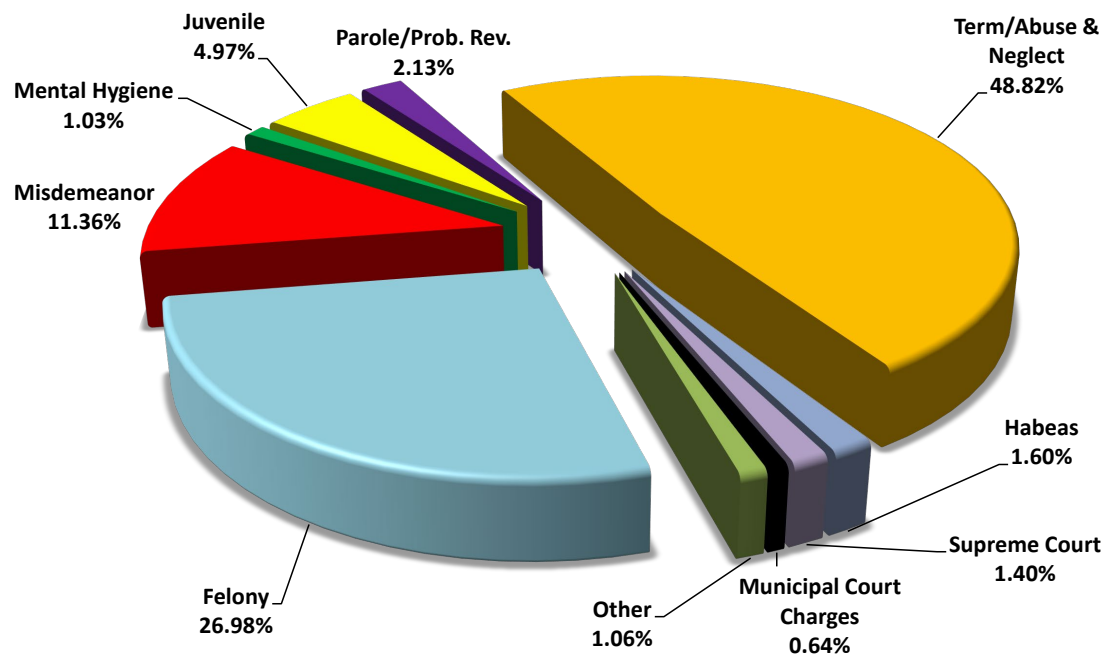
Circuit County	Expert Witness	Court Reporter	Investigator	Travel	Misc. Office	Paralegal	Other	Total Expenses
22 Circuit								
HAMPSHIRE	4,850.00	949.75	2,492.03	12,597.68	6,327.66	-	562.31	27,779.43
HARDY	6,600.00	2.00	-	11,686.01	5,227.03	-	845.60	24,360.64
PENDLETON	5,493.50	-	804.85	8,022.35	1,336.71	-	-	15,657.41
Total	16,943.50	951.75	3,296.88	32,306.04	12,891.40	-	1,407.91	67,797.48
23 Circuit								
BERKELEY	41,012.50	4,962.40	9,487.52	16,114.86	8,293.62	2,393.58	10,516.47	92,780.95
JEFFERSON	23,640.16	2,707.25	25,890.83	14,119.75	4,012.46	2,442.77	4,150.71	76,963.93
MORGAN	54.00	446.60	-	15,315.74	1,040.13	-	158.06	17,014.53
Total	64,706.66	8,116.25	35,378.35	45,550.35	13,346.21	4,836.35	14,825.24	186,759.41
24 Circuit								
WAYNE	-	729.40	-	15,648.47	1,218.83	2,696.00	32.30	20,325.00
Total	-	729.40	-	15,648.47	1,218.83	2,696.00	32.30	20,325.00
25 Circuit								
BOONE	-	373.45	671.81	9,078.42	341.49	-	3.00	10,468.17
LINCOLN	-	92.40	3,498.20	22,818.24	955.20	21.60	159.00	27,544.64
Total	-	465.85	4,170.01	31,896.66	1,296.69	21.60	162.00	38,012.81
26 Circuit								
LEWIS	800.00	6.00	972.60	26,331.73	3,719.35	1,206.33	-	33,036.01
UPSHUR	-	-	1,153.66	16,570.28	3,774.27	723.33	20.00	22,241.54
Total	800.00	6.00	2,126.26	42,902.01	7,493.62	1,929.66	20.00	55,277.55
27 Circuit								
WYOMING	3,112.59	2.00	9,717.33	29,252.29	5,326.78	4,537.90	3.80	51,952.69
Total	3,112.59	2.00	9,717.33	29,252.29	5,326.78	4,537.90	3.80	51,952.69
28 Circuit								
NICHOLAS	2.00	165.55	-	60,487.99	6,715.21	60.00	30.60	67,461.35
Total	2.00	165.55	-	60,487.99	6,715.21	60.00	30.60	67,461.35
29 Circuit								
PUTNAM	3,025.00	4,977.55	6,713.50	43,999.78	8,587.43	3,165.83	835.00	71,304.09
Total	3,025.00	4,977.55	6,713.50	43,999.78	8,587.43	3,165.83	835.00	71,304.09
30 Circuit								
MINGO	-	146.30	-	4,469.52	3,265.89	-	62.87	7,944.58
Total	-	146.30	-	4,469.52	3,265.89	-	62.87	7,944.58
31 Circuit								
MONROE	-	-	-	10,246.32	1,829.76	-	-	12,076.08
SUMMERS	-	-	1,963.49	14,232.91	1,918.47	-	9.00	18,123.87
Total	-	-	1,963.49	24,479.23	3,748.23	-	9.00	30,199.95
WV TOTAL	161,757.00	60,686.01	166,277.07	1,278,555.62	289,079.24	99,269.26	62,531.21	2,118,155.41

**PUBLIC DEFENDER SERVICES
 APPOINTED COUNSEL HOURS PAID BY CASE TYPE**

Felony	128,392.30
Misdemeanor	54,059.13
Mental Hygiene	4,877.30
Juvenile	23,665.50
Parole/Prob. Rev.	10,142.10
Term/Abuse & Neglect	232,261.19
Habeas	7,626.04
Supreme Court	6,652.20
Municipal Court Charges	3,053.00
Other	5,064.90

Mag. Ct. Appeal, Mandamus/Prohibition,
 Extradition, Contempt, Fugitive, Misc.

Total Hours Paid	475,793.67
-------------------------	-------------------



**PUBLIC DEFENDER SERVICES
 APPOINTED COUNSEL HOURS PAID BY CASE TYPE**

Circuit County	Felony	Misd.	Mental Hygiene	Juvenile	Parole Prob. Rev.	Term/ Abuse & Neglect	Habeas	Sup. Ct.	Municipal Court	Other	Total Claims
01 Circuit											
BROOKE	1,337.10	517.20	233.80	137.40	119.80	3,044.50	-	-	-	33.50	5,423.30
HANCOCK	1,635.60	677.90	105.50	169.30	51.00	5,544.30	123.90	-	29.60	8.20	8,345.30
OHIO	2,249.80	411.50	320.70	76.00	31.40	8,332.00	748.60	528.90	-	9.60	12,708.50
Total	5,222.50	1,606.60	660.00	382.70	202.20	16,920.80	872.50	528.90	29.60	51.30	26,477.10
02 Circuit											
MARSHALL	1,603.30	549.20	135.50	213.00	157.40	1,856.80	58.80	56.30	19.40	1.50	4,651.20
TYLER	471.20	153.40	42.90	7.40	8.40	474.10	-	-	-	11.90	1,169.30
WETZEL	868.40	320.20	157.60	89.30	79.50	1,019.10	-	51.50	-	12.80	2,598.40
Total	2,942.90	1,022.80	336.00	309.70	245.30	3,350.00	58.80	107.80	19.40	26.20	8,418.90
03 Circuit											
DODDRIDGE	1,303.00	731.40	56.40	172.20	524.60	2,100.50	-	-	-	131.30	5,019.40
PLEASANTS	1,137.90	472.90	5.30	356.50	59.00	2,168.50	-	22.70	-	58.40	4,281.20
RITCHIE	1,441.10	748.90	22.70	309.70	71.20	3,845.10	81.20	-	-	51.90	6,571.80
Total	3,882.00	1,953.20	84.40	838.40	654.80	8,114.10	81.20	22.70	-	241.60	15,872.40
04 Circuit											
WIRT	135.60	29.00	-	5.30	4.00	996.60	29.80	38.00	-	-	1,238.30
WOOD	2,876.30	803.00	415.70	299.50	118.20	9,741.30	75.70	556.20	-	20.30	14,906.20
Total	3,011.90	832.00	415.70	304.80	122.20	10,737.90	105.50	594.20	-	20.30	16,144.50
05 Circuit											
CALHOUN	1,288.90	113.60	30.60	131.30	19.00	1,040.20	-	35.70	-	41.10	2,700.40
JACKSON	2,128.00	452.70	5.20	363.00	143.90	6,113.40	132.70	69.40	-	28.10	9,436.40
MASON	2,453.80	1,686.70	54.80	1,061.40	199.90	1,779.80	33.40	17.60	-	219.70	7,507.10
ROANE	1,197.80	133.90	46.60	255.80	59.20	2,694.00	25.30	14.10	-	34.20	4,460.90
Total	7,068.50	2,386.90	137.20	1,811.50	422.00	11,627.40	191.40	136.80	-	323.10	24,104.80
06 Circuit											
CABELL	7,211.00	468.60	1,103.30	370.50	681.70	10,379.70	335.30	554.20	-	222.00	21,326.30
Total	7,211.00	468.60	1,103.30	370.50	681.70	10,379.70	335.30	554.20	-	222.00	21,326.30
07 Circuit											
LOGAN	2,368.00	3,202.00	-	504.10	264.60	5,380.10	-	55.90	4.80	237.10	12,016.60
Total	2,368.00	3,202.00	-	504.10	264.60	5,380.10	-	55.90	4.80	237.10	12,016.60
08 Circuit											
MCDOWELL	1,564.30	625.10	27.10	145.40	4.00	3,127.40	186.80	71.70	-	5.40	5,757.20
Total	1,564.30	625.10	27.10	145.40	4.00	3,127.40	186.80	71.70	-	5.40	5,757.20
09 Circuit											
MERCER	8,501.60	1,280.60	86.90	3,382.50	261.90	11,932.00	242.90	241.70	226.50	342.00	26,498.60
Total	8,501.60	1,280.60	86.90	3,382.50	261.90	11,932.00	242.90	241.70	226.50	342.00	26,498.60
10 Circuit											
RALEIGH	3,940.00	1,043.90	10.00	244.40	495.80	11,129.00	168.20	450.70	-	81.20	17,563.20
Total	3,940.00	1,043.90	10.00	244.40	495.80	11,129.00	168.20	450.70	-	81.20	17,563.20

**PUBLIC DEFENDER SERVICES
 APPOINTED COUNSEL HOURS PAID BY CASE TYPE**

Circuit County	Felony	Misd.	Mental Hygiene	Juvenile	Parole Prob. Rev.	Term/ Abuse & Neglect	Habeas	Sup. Ct.	Municipal Court	Other	Total Claims
11 Circuit											
GREENBRIER	1,523.10	191.00	16.20	215.40	76.20	3,608.70	118.60	13.40	10.60	36.30	5,809.50
POCAHONTAS	534.30	301.70	5.20	22.30	56.00	847.10	66.04	22.20	-	-	1,854.84
Total	2,057.40	492.70	21.40	237.70	132.20	4,455.80	184.64	35.60	10.60	36.30	7,664.34
12 Circuit											
FAYETTE	2,230.20	306.20	-	85.40	57.50	4,132.80	401.40	281.10	-	5.30	7,499.90
Total	2,230.20	306.20	-	85.40	57.50	4,132.80	401.40	281.10	-	5.30	7,499.90
13 Circuit											
KANAWHA	10,589.20	3,753.50	-	1,416.10	533.80	24,493.20	1,901.30	810.20	1,670.90	289.30	45,457.50
Total	10,589.20	3,753.50	-	1,416.10	533.80	24,493.20	1,901.30	810.20	1,670.90	289.30	45,457.50
14 Circuit											
BRAXTON	3,422.90	766.60	16.70	507.60	410.30	4,621.90	-	142.10	-	170.10	10,058.20
CLAY	760.80	420.00	10.50	163.90	70.40	2,299.50	30.30	31.70	-	26.30	3,813.40
GILMER	1,253.50	513.00	6.20	246.10	81.20	1,853.00	15.90	21.20	-	119.10	4,109.20
WEBSTER	966.70	359.80	13.70	319.90	71.30	4,696.50	12.10	67.00	-	22.70	6,529.70
Total	6,403.90	2,059.40	47.10	1,237.50	633.20	13,470.90	58.30	262.00	-	338.20	24,510.50
15 Circuit											
HARRISON	1,826.20	801.73	136.30	186.90	205.40	6,331.50	202.70	170.10	-	88.90	9,949.73
Total	1,826.20	801.73	136.30	186.90	205.40	6,331.50	202.70	170.10	-	88.90	9,949.73
16 Circuit											
MARION	7,724.80	3,511.30	589.90	1,075.80	547.50	8,478.50	250.70	275.00	82.00	243.20	22,778.70
Total	7,724.80	3,511.30	589.90	1,075.80	547.50	8,478.50	250.70	275.00	82.00	243.20	22,778.70
17 Circuit											
MONONGALIA	11,267.70	6,911.60	552.80	1,795.00	627.00	7,555.00	523.70	335.90	592.90	669.30	30,830.90
Total	11,267.70	6,911.60	552.80	1,795.00	627.00	7,555.00	523.70	335.90	592.90	669.30	30,830.90
18 Circuit											
PRESTON	1,856.50	606.10	-	108.60	126.10	4,519.70	280.00	125.30	-	219.90	7,842.20
Total	1,856.50	606.10	-	108.60	126.10	4,519.70	280.00	125.30	-	219.90	7,842.20
19 Circuit											
BARBOUR	1,803.50	1,295.80	17.10	29.60	178.60	4,721.70	2.60	48.40	-	26.40	8,123.70
TAYLOR	1,240.80	791.80	23.20	87.10	52.10	3,568.60	46.10	122.70	-	63.70	5,996.10
Total	3,044.30	2,087.60	40.30	116.70	230.70	8,290.30	48.70	171.10	-	90.10	14,119.80
20 Circuit											
RANDOLPH	3,266.70	2,876.40	38.70	687.50	533.20	4,662.40	-	283.80	392.90	160.00	12,901.60
Total	3,266.70	2,876.40	38.70	687.50	533.20	4,662.40	-	283.80	392.90	160.00	12,901.60
21 Circuit											
GRANT	986.00	741.80	50.00	105.80	99.00	1,287.80	-	58.90	-	47.00	3,376.30
MINERAL	1,321.50	971.70	9.20	193.90	230.10	1,145.80	1.10	68.70	-	20.50	3,962.50
TUCKER	430.50	115.60	4.70	103.70	2.50	974.90	-	12.20	-	2.60	1,646.70
Total	2,738.00	1,829.10	63.90	403.40	331.60	3,408.50	1.10	139.80	-	70.10	8,985.50

**PUBLIC DEFENDER SERVICES
 APPOINTED COUNSEL HOURS PAID BY CASE TYPE**

Circuit County	Felony	Misd.	Mental Hygiene	Juvenile	Parole Prob. Rev.	Term/ Abuse & Neglect	Habeas	Sup. Ct.	Municipal Court	Other	Total Claims
22 Circuit											
HAMPSHIRE	1,201.80	1,175.00	10.50	419.00	171.90	2,538.40	90.00	21.30	-	61.50	5,689.40
HARDY	1,522.70	1,379.60	6.30	464.60	177.90	2,325.50	41.40	88.40	-	23.00	6,029.40
PENDLETON	399.90	135.20	3.80	97.90	64.40	504.00	20.40	22.70	-	8.70	1,257.00
Total	3,124.40	2,689.80	20.60	981.50	414.20	5,367.90	151.80	132.40	-	93.20	12,975.80
23 Circuit											
BERKELEY	3,840.60	1,147.40	-	546.30	408.00	8,217.40	288.50	209.30	-	99.80	14,757.30
JEFFERSON	1,888.50	396.20	-	72.00	144.50	2,803.40	80.00	39.00	-	2.20	5,425.80
MORGAN	1,149.00	209.80	-	145.10	207.20	1,611.09	67.50	18.20	-	52.50	3,460.39
Total	6,878.10	1,753.40	-	763.40	759.70	12,631.89	436.00	266.50	-	154.50	23,643.49
24 Circuit											
WAYNE	1,781.80	209.90	16.80	55.60	280.20	3,881.60	180.70	55.30	18.10	5.40	6,485.40
Total	1,781.80	209.90	16.80	55.60	280.20	3,881.60	180.70	55.30	18.10	5.40	6,485.40
25 Circuit											
BOONE	828.40	300.30	3.60	633.60	37.40	2,435.60	184.10	18.80	-	15.30	4,457.10
LINCOLN	1,496.10	377.70	114.20	119.40	255.20	4,948.10	90.20	-	-	205.30	7,606.20
Total	2,324.50	678.00	117.80	753.00	292.60	7,383.70	274.30	18.80	-	220.60	12,063.30
26 Circuit											
LEWIS	1,982.50	1,102.40	63.60	177.80	241.00	1,773.70	98.90	57.90	-	108.00	5,605.80
UPSHUR	2,089.10	1,027.80	18.50	252.40	298.00	1,040.40	88.40	131.20	-	51.60	4,997.40
Total	4,071.60	2,130.20	82.10	430.20	539.00	2,814.10	187.30	189.10	-	159.60	10,603.20
27 Circuit											
WYOMING	2,663.30	1,983.60	57.60	649.70	78.90	2,044.00	5.10	-	-	52.40	7,534.60
Total	2,663.30	1,983.60	57.60	649.70	78.90	2,044.00	5.10	-	-	52.40	7,534.60
28 Circuit											
NICHOLAS	1,483.80	165.20	-	14.50	12.80	7,255.40	136.30	100.80	-	-	9,168.80
Total	1,483.80	165.20	-	14.50	12.80	7,255.40	136.30	100.80	-	-	9,168.80
29 Circuit											
PUTNAM	3,521.70	3,630.00	211.10	3,586.20	329.50	3,428.00	104.50	19.90	5.30	591.60	15,427.80
Total	3,521.70	3,630.00	211.10	3,586.20	329.50	3,428.00	104.50	19.90	5.30	591.60	15,427.80
30 Circuit											
MINGO	1,751.40	595.90	5.00	433.10	71.00	3,747.50	-	164.70	-	16.60	6,785.20
Total	1,751.40	595.90	5.00	433.10	71.00	3,747.50	-	164.70	-	16.60	6,785.20
31 Circuit											
MONROE	701.90	366.30	5.40	84.10	7.10	571.20	29.10	25.90	-	-	1,791.00
SUMMERS	1,372.20	199.50	9.90	269.60	44.40	638.90	25.80	24.30	-	10.20	2,594.80
Total	2,074.10	565.80	15.30	353.70	51.50	1,210.10	54.90	50.20	-	10.20	4,385.80
WV TOTAL	128,392.30	54,059.13	4,877.30	23,665.50	10,142.10	232,261.19	7,626.04	6,652.20	3,053.00	5,064.90	475,793.67

**PUBLIC DEFENDER SERVICES
APPOINTED COUNSEL TIME PAID IN/OUT-OF-COURT**

In-Court at \$80 per hour	77,194.6
Out-Of-Court at \$60 per hour	398,599.07
Total Hours Paid	475,793.67



**PUBLIC DEFENDER SERVICES
 APPOINTED COUNSEL IN/OUT OF COURT HOURS**

Circuit County	In-Court Hours	In-Court %	Out-Of-Court Hours	Out-Of-Court %	Total Hours
01 Circuit					
BROOKE	613.40	11%	4,809.90	89%	5,423.30
HANCOCK	867.00	10%	7,478.30	90%	8,345.30
OHIO	1,215.50	10%	11,493.00	90%	12,708.50
Total	2,695.90	10%	23,781.20	90%	26,477.10
02 Circuit					
MARSHALL	503.10	11%	4,148.10	89%	4,651.20
TYLER	105.20	9%	1,064.10	91%	1,169.30
WETZEL	272.70	10%	2,325.70	90%	2,598.40
Total	881.00	10%	7,537.90	90%	8,418.90
03 Circuit					
DODDRIDGE	729.40	15%	4,290.00	85%	5,019.40
PLEASANTS	790.00	18%	3,491.20	82%	4,281.20
RITCHIE	1,174.00	18%	5,397.80	82%	6,571.80
Total	2,693.40	17%	13,179.00	83%	15,872.40
04 Circuit					
WIRT	199.40	16%	1,038.90	84%	1,238.30
WOOD	2,732.30	18%	12,173.90	82%	14,906.20
Total	2,931.70	18%	13,212.80	82%	16,144.50
05 Circuit					
CALHOUN	533.90	20%	2,166.50	80%	2,700.40
JACKSON	1,717.00	18%	7,719.40	82%	9,436.40
MASON	1,161.50	15%	6,345.60	85%	7,507.10
ROANE	823.50	18%	3,637.40	82%	4,460.90
Total	4,235.90	18%	19,868.90	82%	24,104.80
06 Circuit					
CABELL	5,448.70	26%	15,877.60	74%	21,326.30
Total	5,448.70	26%	15,877.60	74%	21,326.30
07 Circuit					
LOGAN	1,838.50	15%	10,178.10	85%	12,016.60
Total	1,838.50	15%	10,178.10	85%	12,016.60
08 Circuit					
MCDOWELL	728.80	13%	5,028.40	87%	5,757.20
Total	728.80	13%	5,028.40	87%	5,757.20
09 Circuit					
MERCER	3,348.50	13%	23,150.10	87%	26,498.60
Total	3,348.50	13%	23,150.10	87%	26,498.60
10 Circuit					
RALEIGH	2,744.20	16%	14,819.00	84%	17,563.20
Total	2,744.20	16%	14,819.00	84%	17,563.20

**PUBLIC DEFENDER SERVICES
 APPOINTED COUNSEL IN/OUT OF COURT HOURS**

Circuit County	In-Court Hours	In-Court %	Out-Of-Court Hours	Out-Of-Court %	Total Hours
11 Circuit					
GREENBRIER	751.30	13%	5,058.20	87%	5,809.50
POCAHONTAS	278.90	15%	1,575.94	85%	1,854.84
Total	1,030.20	13%	6,634.14	87%	7,664.34
12 Circuit					
FAYETTE	1,128.50	15%	6,371.40	85%	7,499.90
Total	1,128.50	15%	6,371.40	85%	7,499.90
13 Circuit					
KANAWHA	7,974.50	18%	37,483.00	82%	45,457.50
Total	7,974.50	18%	37,483.00	82%	45,457.50
14 Circuit					
BRAXTON	1,679.10	17%	8,379.10	83%	10,058.20
CLAY	544.70	14%	3,268.70	86%	3,813.40
GILMER	497.20	12%	3,612.00	88%	4,109.20
WEBSTER	1,437.60	22%	5,092.10	78%	6,529.70
Total	4,158.60	17%	20,351.90	83%	24,510.50
15 Circuit					
HARRISON	2,018.50	20%	7,931.23	80%	9,949.73
Total	2,018.50	20%	7,931.23	80%	9,949.73
16 Circuit					
MARION	2,054.10	9%	20,724.60	91%	22,778.70
Total	2,054.10	9%	20,724.60	91%	22,778.70
17 Circuit					
MONONGALIA	3,680.60	12%	27,150.30	88%	30,830.90
Total	3,680.60	12%	27,150.30	88%	30,830.90
18 Circuit					
PRESTON	1,192.40	15%	6,649.80	85%	7,842.20
Total	1,192.40	15%	6,649.80	85%	7,842.20
19 Circuit					
BARBOUR	1,062.30	13%	7,061.40	87%	8,123.70
TAYLOR	870.20	15%	5,125.90	85%	5,996.10
Total	1,932.50	14%	12,187.30	86%	14,119.80
20 Circuit					
RANDOLPH	2,653.00	21%	10,248.60	79%	12,901.60
Total	2,653.00	21%	10,248.60	79%	12,901.60
21 Circuit					
GRANT	580.10	17%	2,796.20	83%	3,376.30
MINERAL	613.20	15%	3,349.30	85%	3,962.50
TUCKER	314.10	19%	1,332.60	81%	1,646.70
Total	1,507.40	17%	7,478.10	83%	8,985.50

**PUBLIC DEFENDER SERVICES
 APPOINTED COUNSEL IN/OUT OF COURT HOURS**

Circuit County	In-Court Hours	In-Court %	Out-Of-Court Hours	Out-Of-Court %	Total Hours
22 Circuit					
HAMPSHIRE	1,020.70	18%	4,668.70	82%	5,689.40
HARDY	1,102.70	18%	4,926.70	82%	6,029.40
PENDLETON	205.20	16%	1,051.80	84%	1,257.00
Total	2,328.60	18%	10,647.20	82%	12,975.80
23 Circuit					
BERKELEY	2,729.60	18%	12,027.70	82%	14,757.30
JEFFERSON	803.80	15%	4,622.00	85%	5,425.80
MORGAN	519.00	15%	2,941.39	85%	3,460.39
Total	4,052.40	17%	19,591.09	83%	23,643.49
24 Circuit					
WAYNE	1,976.00	30%	4,509.40	70%	6,485.40
Total	1,976.00	30%	4,509.40	70%	6,485.40
25 Circuit					
BOONE	1,532.10	34%	2,925.00	66%	4,457.10
LINCOLN	1,889.90	25%	5,716.30	75%	7,606.20
Total	3,422.00	28%	8,641.30	72%	12,063.30
26 Circuit					
LEWIS	1,086.10	19%	4,519.70	81%	5,605.80
UPSHUR	966.00	19%	4,031.40	81%	4,997.40
Total	2,052.10	19%	8,551.10	81%	10,603.20
27 Circuit					
WYOMING	1,049.50	14%	6,485.10	86%	7,534.60
Total	1,049.50	14%	6,485.10	86%	7,534.60
28 Circuit					
NICHOLAS	989.10	11%	8,179.70	89%	9,168.80
Total	989.10	11%	8,179.70	89%	9,168.80
29 Circuit					
PUTNAM	2,724.40	18%	12,703.40	82%	15,427.80
Total	2,724.40	18%	12,703.40	82%	15,427.80
30 Circuit					
MINGO	1,068.80	16%	5,716.40	84%	6,785.20
Total	1,068.80	16%	5,716.40	84%	6,785.20
31 Circuit					
MONROE	268.00	15%	1,523.00	85%	1,791.00
SUMMERS	386.80	15%	2,208.00	85%	2,594.80
Total	654.80	15%	3,731.00	85%	4,385.80
WV TOTAL	77,194.60	16%	398,599.07	84%	475,793.67

PUBLIC DEFENDER SERVICES
APPOINTED COUNSEL STATEWIDE AVERAGE COSTS BY CASE TYPE
WITHOUT DIRECT EXPENSES OR SUPPLEMENTALS

Felony	\$1,008.35
Misdemeanor	\$369.99
Mental Hygiene	\$143.48
Juvenile	\$903.56
Parole/Prob. Rev.	\$432.80
Term/ Abuse & Neglect	\$1,426.38
Habeas	\$2,387.45
Supreme Court	\$1,796.67
Municipal Court Charges	\$365.71
Other	\$400.99
Mag. Ct. Appeal, Mandamus/Prohibition, Extradition, Contempt, Fugitive, Misc.	
<hr/>	
Statewide Average	\$860.21
<hr/>	

**PUBLIC DEFENDER SERVICES
 APPOINTED COUNSEL AVERAGE COST BY CASE TYPE
 WITHOUT DIRECT EXPENSES OR SUPPLEMENTALS**

Circuit County	Felony	Misd.	Mental Hygiene	Juvenile	Parole Prob. Rev.	Term/ Abuse & Neglect	Habeas	Sup. Ct.	Municipal Court	Other	Average Cost Per Claim
01 Circuit											
BROOKE	1,198.95	613.53	266.04	1,071.99	713.26	2,711.26	-	-	-	1,084.55	1,234.41
HANCOCK	1,444.39	600.35	257.31	1,171.88	398.23	3,088.39	1,578.97	-	308.70	173.54	1,642.72
OHIO	1,447.55	492.90	120.40	603.83	431.17	1,826.59	3,131.62	3,027.66	-	467.17	1,196.74
Average	1,371.31	573.81	162.79	959.36	547.41	2,267.17	2,786.58	3,027.66	308.70	526.15	1,320.41
02 Circuit											
MARSHALL	858.50	325.77	140.73	572.52	353.44	1,230.71	943.73	1,825.41	383.94	69.50	650.00
TYLER	1,459.83	804.35	290.09	259.49	-	1,773.37	-	-	-	816.60	1,155.57
WETZEL	945.48	476.53	216.58	699.78	414.46	2,064.54	-	3,075.16	-	354.69	774.82
Average	945.21	407.74	184.66	581.06	386.87	1,482.29	-	2,241.99	383.94	398.87	733.22
03 Circuit											
DODDRIDGE	1,313.48	593.30	198.34	1,503.63	450.49	2,109.85	-	-	-	217.09	896.25
PLEASANTS	1,370.82	558.33	128.22	728.17	543.76	1,673.70	-	1,119.00	-	249.24	1,088.97
RITCHIE	1,529.88	531.35	206.24	917.60	619.74	1,766.56	3,807.13	-	-	704.28	1,241.23
Average	1,406.20	560.51	193.59	887.60	469.66	1,818.64	3,807.13	1,119.00	-	266.01	1,067.68
04 Circuit											
WIRT	1,220.78	355.53	-	289.80	236.85	1,501.15	1,856.00	2,047.00	-	-	1,331.62
WOOD	1,091.51	261.51	80.68	468.34	409.04	1,115.78	1,336.30	1,991.71	-	129.76	696.06
Average	1,096.65	264.10	80.68	462.93	399.98	1,143.51	1,466.23	1,994.48	-	129.76	722.73
05 Circuit											
CALHOUN	2,587.99	510.04	278.37	1,049.69	1,039.40	1,026.51	-	2,603.46	-	1,097.52	1,294.26
JACKSON	1,168.51	445.66	84.12	1,425.02	505.89	1,562.31	1,920.29	969.15	-	257.71	1,238.10
MASON	966.08	262.83	127.13	1,055.57	422.37	1,215.48	1,687.50	959.70	-	697.85	592.21
ROANE	1,212.42	255.15	373.47	1,272.45	481.07	1,424.01	739.71	719.10	-	408.93	1,105.55
Average	1,201.30	292.94	196.38	1,146.98	469.27	1,406.45	1,549.73	1,165.55	-	577.65	916.76
06 Circuit											
CABELL	1,351.01	404.15	108.60	332.47	353.07	1,155.29	2,387.29	3,908.72	-	754.32	712.36
Average	1,351.01	404.15	108.60	332.47	353.07	1,155.29	2,387.29	3,908.72	-	754.32	712.36
07 Circuit											
LOGAN	768.22	314.34	-	1,427.04	925.68	1,192.81	-	2,940.53	130.23	649.82	627.85
Average	768.22	314.34	-	1,427.04	925.68	1,192.81	-	2,940.53	130.23	649.82	627.85
08 Circuit											
MCDOWELL	1,365.43	416.66	357.27	784.25	-	1,798.55	4,826.73	2,125.89	-	113.32	1,204.41
Average	1,365.43	416.66	357.27	784.25	-	1,798.55	4,826.73	2,125.89	-	113.32	1,204.41
09 Circuit											
MERCER	1,266.85	411.85	145.56	1,286.54	459.75	1,363.58	1,376.41	2,154.74	471.03	521.95	1,101.72
Average	1,266.85	411.85	145.56	1,286.54	459.75	1,363.58	1,376.41	2,154.74	471.03	521.95	1,101.72
10 Circuit											
RALEIGH	1,146.90	465.07	102.35	743.15	970.97	1,231.73	2,285.08	3,747.08	-	917.47	1,095.40
Average	1,146.90	465.07	102.35	743.15	970.97	1,231.73	2,285.08	3,747.08	-	917.47	1,095.40

**PUBLIC DEFENDER SERVICES
 APPOINTED COUNSEL AVERAGE COST BY CASE TYPE
 WITHOUT DIRECT EXPENSES OR SUPPLEMENTALS**

Circuit County	Felony	Misd.	Mental Hygiene	Juvenile	Parole Prob. Rev.	Term/ Abuse & Neglect	Habeas	Sup. Ct.	Municipal Court	Other	Average Cost Per Claim
11 Circuit											
GREENBRIER	1,212.02	374.86	199.05	1,086.82	661.66	2,076.31	2,345.68	804.00	230.92	365.10	1,395.62
POCAHONTAS	1,308.69	445.95	85.86	1,481.85	1,811.83	2,570.39	3,403.98	533.05	-	-	1,192.21
Average	1,236.19	414.91	148.74	1,117.21	917.26	2,163.50	2,557.34	623.37	230.92	365.10	1,337.85
12 Circuit											
FAYETTE	889.84	308.27	-	853.43	466.57	1,201.80	5,654.81	3,924.60	-	151.50	1,012.67
Average	889.84	308.27	-	853.43	466.57	1,201.80	5,654.81	3,924.60	-	151.50	1,012.67
13 Circuit											
KANAWHA	834.21	400.55	-	972.97	385.90	1,163.18	3,227.04	1,513.85	367.61	383.67	863.64
Average	834.21	400.55	-	972.97	385.90	1,163.18	3,227.04	1,513.85	367.61	383.67	863.64
14 Circuit											
BRAXTON	1,141.36	344.10	120.13	1,065.61	444.76	1,854.35	-	1,737.89	-	551.27	1,014.15
CLAY	987.03	365.67	254.13	2,852.39	455.68	1,719.66	733.40	810.87	-	467.41	1,028.53
GILMER	1,375.04	504.73	253.91	1,454.38	624.16	2,796.21	978.91	1,101.13	-	190.20	1,094.04
WEBSTER	1,033.65	260.47	206.00	3,886.85	334.45	1,907.25	455.39	1,096.17	-	358.82	1,200.62
Average	1,139.41	357.07	175.08	1,593.23	444.65	1,937.36	681.65	1,316.42	-	315.08	1,074.33
15 Circuit											
HARRISON	1,029.20	529.04	129.30	590.19	465.87	1,321.97	1,816.42	1,010.80	-	430.55	949.69
Average	1,029.20	529.04	129.30	590.19	465.87	1,321.97	1,816.42	1,010.80	-	430.55	949.69
16 Circuit											
MARION	930.25	377.95	249.78	756.39	428.58	1,692.63	2,070.28	1,586.29	245.22	283.90	767.66
Average	930.25	377.95	249.78	756.39	428.58	1,692.63	2,070.28	1,586.29	245.22	283.90	767.66
17 Circuit											
MONONGALIA	1,150.87	530.37	175.70	2,299.71	471.31	1,842.94	3,022.51	2,256.43	493.73	714.28	886.66
Average	1,150.87	530.37	175.70	2,299.71	471.31	1,842.94	3,022.51	2,256.43	493.73	714.28	886.66
18 Circuit											
PRESTON	1,373.71	624.86	-	1,004.57	430.36	1,443.59	3,373.06	1,929.90	-	1,488.84	1,274.52
Average	1,373.71	624.86	-	1,004.57	430.36	1,443.59	3,373.06	1,929.90	-	1,488.84	1,274.52
19 Circuit											
BARBOUR	663.47	288.64	246.03	328.72	437.60	1,708.77	122.20	2,495.58	-	115.23	765.71
TAYLOR	812.79	358.32	168.97	611.32	274.55	1,130.59	2,495.68	1,976.28	-	131.35	746.91
Average	719.84	312.69	190.99	502.63	386.11	1,405.68	1,308.94	2,080.14	-	126.75	757.58
20 Circuit											
RANDOLPH	672.12	389.76	151.59	804.88	363.13	998.15	-	727.50	261.08	276.14	590.41
Average	672.12	389.76	151.59	804.88	363.13	998.15	-	727.50	261.08	276.14	590.41
21 Circuit											
GRANT	780.36	301.38	288.91	525.63	320.41	1,498.53	-	1,437.22	-	580.38	605.42
MINERAL	635.77	253.28	161.58	254.97	289.83	935.66	71.40	1,437.14	-	277.01	437.39
TUCKER	1,434.39	300.22	144.75	454.42	75.70	1,217.87	-	640.95	-	120.08	946.20
Average	783.85	273.85	246.93	351.57	294.13	1,184.52	-	1,304.47	-	400.64	557.59

**PUBLIC DEFENDER SERVICES
 APPOINTED COUNSEL AVERAGE COST BY CASE TYPE
 WITHOUT DIRECT EXPENSES OR SUPPLEMENTALS**

Circuit County	Felony	Misd.	Mental Hygiene	Juvenile	Parole Prob. Rev.	Term/ Abuse & Neglect	Habeas	Sup. Ct.	Municipal Court	Other	Average Cost Per Claim
22 Circuit											
HAMPSHIRE	625.01	301.65	117.98	1,079.32	284.08	1,730.04	6,245.89	807.47	-	70.24	604.41
HARDY	897.31	370.51	122.33	1,943.73	460.95	1,905.33	1,145.47	2,150.59	-	192.70	792.04
PENDLETON	1,367.01	369.49	142.80	1,610.17	402.92	2,541.55	1,190.53	1,715.35	-	116.48	1,037.21
Average	810.76	337.59	123.68	1,438.59	357.09	1,862.65	2,431.84	1,526.29	-	86.02	714.55
23 Circuit											
BERKELEY	931.79	244.99	-	915.73	449.64	1,739.93	1,302.57	1,600.68	-	805.49	930.54
JEFFERSON	1,640.72	422.96	-	664.30	566.50	2,182.99	1,194.00	2,256.25	-	136.00	1,388.08
MORGAN	2,174.73	334.48	-	1,356.82	705.42	2,036.66	1,919.76	860.50	-	848.41	1,358.03
Average	1,188.76	284.38	-	947.31	523.12	1,860.79	1,347.02	1,591.28	-	764.01	1,065.89
24 Circuit											
WAYNE	924.42	329.24	129.85	559.63	396.57	1,055.52	2,295.57	1,856.11	279.81	181.58	872.30
Average	924.42	329.24	129.85	559.63	396.57	1,055.52	2,295.57	1,856.11	279.81	181.58	872.30
25 Circuit											
BOONE	566.91	222.15	172.75	313.98	756.63	749.70	1,884.60	-	-	332.83	533.81
LINCOLN	756.01	329.42	119.23	1,844.96	405.14	1,754.46	1,802.46	-	-	548.94	927.20
Average	676.48	271.03	120.12	365.01	429.66	1,209.74	1,853.80	-	-	523.00	728.51
26 Circuit											
LEWIS	806.87	290.47	244.86	512.43	347.79	1,228.15	5,548.75	1,078.16	-	489.23	597.85
UPSHUR	814.34	284.18	194.60	495.45	392.15	883.32	2,221.35	1,291.16	-	217.28	544.74
Average	810.62	287.45	230.79	502.68	370.45	1,074.64	3,330.48	1,220.16	-	348.57	572.02
27 Circuit											
WYOMING	696.48	302.81	264.23	533.27	531.03	975.20	261.00	-	-	246.17	524.35
Average	696.48	302.81	264.23	533.27	531.03	975.20	261.00	-	-	246.17	524.35
28 Circuit											
NICHOLAS	1,101.42	432.54	-	265.79	286.73	1,944.88	7,903.06	1,405.21	-	-	1,603.04
Average	1,101.42	432.54	-	265.79	286.73	1,944.88	7,903.06	1,405.21	-	-	1,603.04
29 Circuit											
PUTNAM	849.39	392.53	162.32	1,039.62	340.94	1,586.42	8,104.31	530.72	276.30	515.75	681.68
Average	849.39	392.53	162.32	1,039.62	340.94	1,586.42	8,104.31	530.72	276.30	515.75	681.68
30 Circuit											
MINGO	789.48	339.75	134.70	1,922.20	598.03	1,424.81	-	4,551.93	-	534.00	949.66
Average	789.48	339.75	134.70	1,922.20	598.03	1,424.81	-	4,551.93	-	534.00	949.66
31 Circuit											
MONROE	995.01	349.96	194.58	738.45	397.80	1,272.58	1,903.56	1,843.14	-	-	751.82
SUMMERS	1,528.23	258.53	234.15	818.34	354.83	1,218.80	749.62	1,310.42	-	316.38	929.08
Average	1,298.94	310.31	218.32	796.83	359.61	1,244.77	1,134.26	1,576.78	-	316.38	847.14
WV Average	1,008.35	369.99	143.48	903.56	432.80	1,426.38	2,387.45	1,796.67	365.71	400.99	860.21

**PUBLIC DEFENDER SERVICES
 CRIMINAL CHARGE AVERAGE (In Alphabetical Order)**

CRIMINAL CHARGE	AVERAGE \$*	TOTAL \$	COUNT
ABUSE & NEGLECT	893.52	13,368,018.20	14,961
ABUSE & NEGLECT APPEAL	1,336.85	220,579.68	165
ACCESSORY	768.95	48,443.65	63
ADULT ABUSE	967.02	17,406.43	18
AGGRAVATED ROBBERY	1,442.99	141,412.55	98
AIDING & ABETTING	912.64	20,078.09	22
ALCOHOL IN VEHICLE	154.82	154.82	1
ANIMAL CONTROL	387.02	10,062.52	26
ARSON	1,267.31	76,038.80	60
ASSAULT & BATTERY	418.83	353,073.71	839
ATTEMPT	1,090.51	142,857.29	131
AUTO TAMPERING	394.69	7,499.08	19
BOND REDUCTION	723.87	23,887.84	33
BRANDISHING WEAPON	455.89	39,662.69	87
BREAKING & ENTERING	632.19	237,705.00	376
BRIBERY	908.36	2,725.07	3
BURGLARY	738.05	500,399.22	676
CHILD ABUSE	764.74	304,365.29	398
CIVIL RIGHTS VIOLATION	140.54	281.08	2
COMPUTER RELATED FRAUD	650.02	36,400.90	56
CONCEAL A MINOR	607.98	6,079.77	10
CONCEAL DEAD BODY	286.99	1,147.95	4
CONSPIRACY	653.40	374,395.91	573
CONTEMPT	496.81	14,904.20	30
CONTRIBUTE DEL MINOR	276.62	12,724.34	46
CONTROLLED SUBSTANCES	572.23	2,038,295.91	3,553
COUNTERFEITING	587.55	36,428.34	62
CRUELTY TO ANIMALS	551.87	35,871.29	65
DEADLY WEAPON	522.75	133,823.53	256
DEL CONTRABAND INMATE	518.58	13,483.14	26
DESTRUCTION OF PROPERTY	398.40	128,161.57	321
DISORDERLY CONDUCT	309.35	30,316.36	98
DISTURB THE PEACE	298.58	6,270.08	21
DNR CHARGE	309.42	18,874.47	61
DOMESTIC VIOLENCE	408.43	762,132.05	1,864
DUI 1ST OFFENSE	338.45	299,529.13	883
DUI 2ND OFFENSE	404.65	64,743.70	159
DUI 3RD OFFENSE	890.42	97,946.28	110
DUI W/ INJURY	999.94	35,997.96	36
DUI/W DEATH	1,039.34	6,236.03	6
EMBEZZLEMENT	708.42	50,297.60	71
EXPUNGEMENT	199.00	1,591.97	8
EXTORTION	253.85	1,776.96	7
EXTRADITION	146.17	30,111.95	206
FAIL MAINTAIN CONTROL	588.12	5,881.22	10
FAIL PAY CHILD SUPPORT	368.68	33,180.90	90
FAIL TO REG SEX OFFENDER	650.22	97,533.36	150
FAILURE TO APPEAR	487.58	27,304.41	56
FALSE PRETENSES	600.71	73,286.83	122
FALSE SWEARING	330.64	26,450.92	80
FLEEING VEHICLE W/DUI	619.66	63,824.68	103
FORFEITURE	568.00	2,271.98	4

*Includes Supp and Direct Exp.

Average \$860.21 without

**PUBLIC DEFENDER SERVICES
 CRIMINAL CHARGE AVERAGE (In Alphabetical Order)**

CRIMINAL CHARGE	AVERAGE \$*	TOTAL \$	COUNT
FORGERY & UTTERING	715.99	169,690.29	237
FRAUD	717.25	206,566.94	288
FUGITIVE/JUSTICE	194.76	24,929.30	128
GRAND LARCENY	654.54	445,740.57	681
GUARDIAN CHILDREN	788.57	11,828.57	15
HABEAS APPEAL	2,142.74	42,854.87	20
HABEAS CORPUS	1,931.66	424,966.14	219
HARASSMENT	494.83	34,143.37	69
HOME CONFINEMENT	365.47	24,120.91	66
INCEST	2,112.36	25,348.37	12
INDECENT EXPOSURE	510.91	9,196.37	18
INTIMIDATE WITNESS	678.34	5,426.70	8
INVOL MANSLAUGHTER	1,435.05	4,305.16	3
JAIL ESCAPE	712.76	54,882.38	77
JOYRIDING	338.95	21,015.02	62
JUVENILE	625.54	1,366,184.33	2,184
JUVENILE STATUS MISC	578.75	36,461.05	63
KIDNAPPING	1,639.59	86,898.31	53
LEAVE SCENE ACCIDENT	432.52	15,570.81	36
LITTERING	255.93	2,559.27	10
MAGISTRATE APPEAL	871.35	18,298.44	19
MAKE/USE EXPLOSIVES	799.00	799.00	1
MAL WOUNDING/ASSAULT	798.27	228,304.36	286
MANDAMUS	399.97	799.94	2
MENTAL HYGIENE	143.08	306,911.91	2,145
MFG/POSS OR DIST OF METH	827.41	114,183.06	138
MISCELLANEOUS	592.73	592.73	1
MOTOR VEHICLE SAFETY	379.92	41,031.22	108
MURDER	3,705.11	848,471.31	228
NEGLIGENT HOMICIDE	1,372.15	2,744.29	2
NO OPERATORS	326.64	24,497.97	75
NO PROOF OF INS	336.84	15,494.79	46
OBS EMERGENCY PERSONNEL	320.37	6,086.99	19
OBSTRUCT CITY PERSONNEL	266.86	5,337.29	20
OBSTRUCTION JUSTICE	385.15	312,738.08	810
OFFENSES BY INMATES	722.14	18,775.59	26
OPEN CONTAINER	151.60	454.81	3
PAROLE VIOLATION	367.77	164,394.39	446
PATERNITY	286.94	286.94	1
PEACE WARRANT	508.84	7,123.71	14
PERJURY	2,440.50	2,440.50	1
PERMIT UNAUTH/DRIVE	475.59	4,755.85	10
PERMITTING DUI	330.78	7,277.18	22
PETIT LARCENY	315.88	145,934.39	461
PORNOGRAPHY	1,204.56	37,341.31	31
PRE GRAND JURY	490.81	2,944.85	6
PROBATION VIOLATION	368.90	461,861.37	1,251
PROHIBITION	213.44	853.75	4
PUBLIC INTOXICATION	299.35	11,075.94	37
REC/TRANS STOLEN PRO	481.52	191,646.94	398
RECIDIVIST	2,524.80	12,624.01	5
RECKLESS DRIVING	660.11	38,286.39	58

*Includes Supp and Direct Exp.

Average \$860.21 without

**PUBLIC DEFENDER SERVICES
 CRIMINAL CHARGE AVERAGE (In Alphabetical Order)**

CRIMINAL CHARGE	AVERAGE \$*	TOTAL \$	COUNT
RESISTING ARREST	327.74	5,243.89	16
RESTITUTION	544.17	1,632.51	3
RETALIATE PUBLIC OFFICIAL	1,215.53	9,724.27	7
ROBBERY	1,329.62	106,369.56	80
SENTENCE REDUCTION	398.13	50,562.20	127
SEXUAL ABUSE	1,702.08	267,225.86	157
SEXUAL ASSAULT	1,595.49	303,143.51	190
SHOOT W/N 500 FEET	329.88	1,979.28	6
SHOPLIFTING	481.90	166,253.85	343
SOLICIT/PROSTITUTION	1,554.91	31,098.19	20
SPEEDING	358.22	2,149.30	6
STALKING	519.20	15,056.69	29
SUPREME COURT APPEAL	2,024.69	133,629.77	66
SUSPEND/REV LICENSE	408.55	354,623.71	864
TAX EVASION	509.43	1,018.86	2
TERRORIST ACTS	1,004.58	35,160.34	35
TRESPASSING	280.71	37,334.80	133
TRUANCY	432.87	16,448.91	38
UNDER AGE DRINKING	339.98	5,439.64	16
UNLAWFUL RESTRAINT	447.72	4,029.48	9
UNLAWFUL WOUNDING	1,266.63	24,065.88	19
VOL MANSLAUGHTER	1,185.99	3,557.97	3
WANTON ENDANGERMENT	845.62	133,607.95	158
WELFARE FRAUD	1,220.51	12,205.09	9
WORK RELEASE	330.00	330.00	1
STATE AVERAGE	689.63	27,850,876.24	40,385

*Includes Supp and Direct Exp.

Average \$860.21 without

PUBLIC DEFENDER SERVICES
CRIMINAL CHARGE AVERAGE (In Total Descending Cost Order)

CRIMINAL CHARGE	AVERAGE \$*	TOTAL \$	COUNT
ABUSE & NEGLECT	893.52	13,368,018.20	14,961
CONTROLLED SUBSTANCES	572.23	2,038,295.91	3,553
JUVENILE	625.54	1,366,184.33	2,184
MURDER	3,705.11	848,471.31	228
DOMESTIC VIOLENCE	408.43	762,132.05	1,864
BURGLARY	738.05	500,399.22	676
PROBATION VIOLATION	368.90	461,861.37	1,251
GRAND LARCENY	654.54	445,740.57	681
HABEAS CORPUS	1,931.66	424,966.14	219
CONSPIRACY	653.40	374,395.91	573
SUSPEND/REV LICENSE	408.55	354,623.71	864
ASSAULT & BATTERY	418.83	353,073.71	839
OBSTRUCTION JUSTICE	385.15	312,738.08	810
MENTAL HYGIENE	143.08	306,911.91	2,145
CHILD ABUSE	764.74	304,365.29	398
SEXUAL ASSAULT	1,595.49	303,143.51	190
DUI 1ST OFFENSE	338.45	299,529.13	883
SEXUAL ABUSE	1,702.08	267,225.86	157
BREAKING & ENTERING	632.19	237,705.00	376
MAL WOUNDING/ASSAULT	798.27	228,304.36	286
ABUSE & NEGLECT APPEAL	1,336.85	220,579.68	165
FRAUD	717.25	206,566.94	288
REC/TRANS STOLEN PRO	481.52	191,646.94	398
FORGERY & UTTERING	715.99	169,690.29	237
SHOPLIFTING	481.90	166,253.85	343
PAROLE VIOLATION	367.77	164,394.39	446
PETIT LARCENY	315.88	145,934.39	461
ATTEMPT	1,090.51	142,857.29	131
AGGRAVATED ROBBERY	1,442.99	141,412.55	98
DEADLY WEAPON	522.75	133,823.53	256
SUPREME COURT APPEAL	2,024.69	133,629.77	66
WANTON ENDANGERMENT	845.62	133,607.95	158
DESTRUCTION OF PROPERTY	398.40	128,161.57	321
MFG/POSS OR DIST OF METH	827.41	114,183.06	138
ROBBERY	1,329.62	106,369.56	80
DUI 3RD OFFENSE	890.42	97,946.28	110
FAIL TO REG SEX OFFENDER	650.22	97,533.36	150
KIDNAPPING	1,639.59	86,898.31	53
ARSON	1,267.31	76,038.80	60
FALSE PRETENSES	600.71	73,286.83	122
DUI 2ND OFFENSE	404.65	64,743.70	159
FLEEING VEHICLE W/DUI	619.66	63,824.68	103
JAIL ESCAPE	712.76	54,882.38	77
SENTENCE REDUCTION	398.13	50,562.20	127
EMBEZZLEMENT	708.42	50,297.60	71
ACCESSORY	768.95	48,443.65	63
HABEAS APPEAL	2,142.74	42,854.87	20
MOTOR VEHICLE SAFETY	379.92	41,031.22	108
BRANDISHING WEAPON	455.89	39,662.69	87
RECKLESS DRIVING	660.11	38,286.39	58
PORNOGRAPHY	1,204.56	37,341.31	31
TRESPASSING	280.71	37,334.80	133

*Includes Supp and Direct Exp.

Average \$860.21 without

PUBLIC DEFENDER SERVICES
CRIMINAL CHARGE AVERAGE (In Total Descending Cost Order)

CRIMINAL CHARGE	AVERAGE \$*	TOTAL \$	COUNT
JUVENILE STATUS MISC	578.75	36,461.05	63
COUNTERFEITING	587.55	36,428.34	62
COMPUTER RELATED FRAUD	650.02	36,400.90	56
DUI W/ INJURY	999.94	35,997.96	36
CRUELTY TO ANIMALS	551.87	35,871.29	65
TERRORIST ACTS	1,004.58	35,160.34	35
HARASSMENT	494.83	34,143.37	69
FAIL PAY CHILD SUPPORT	368.68	33,180.90	90
SOLICIT/PROSTITUTION	1,554.91	31,098.19	20
DISORDERLY CONDUCT	309.35	30,316.36	98
EXTRADITION	146.17	30,111.95	206
FAILURE TO APPEAR	487.58	27,304.41	56
FALSE SWEARING	330.64	26,450.92	80
INCEST	2,112.36	25,348.37	12
FUGITIVE/JUSTICE	194.76	24,929.30	128
NO OPERATORS	326.64	24,497.97	75
HOME CONFINEMENT	365.47	24,120.91	66
UNLAWFUL WOUNDING	1,266.63	24,065.88	19
BOND REDUCTION	723.87	23,887.84	33
JOYRIDING	338.95	21,015.02	62
AIDING & ABETTING	912.64	20,078.09	22
DNR CHARGE	309.42	18,874.47	61
OFFENSES BY INMATES	722.14	18,775.59	26
MAGISTRATE APPEAL	871.35	18,298.44	19
ADULT ABUSE	967.02	17,406.43	18
TRUANCY	432.87	16,448.91	38
LEAVE SCENE ACCIDENT	432.52	15,570.81	36
NO PROOF OF INS	336.84	15,494.79	46
STALKING	519.20	15,056.69	29
CONTEMPT	496.81	14,904.20	30
DEL CONTRABAND INMATE	518.58	13,483.14	26
CONTRIBUTE DEL MINOR	276.62	12,724.34	46
RECIDIVIST	2,524.80	12,624.01	5
WELFARE FRAUD	1,220.51	12,205.09	9
GUARDIAN CHILDREN	788.57	11,828.57	15
PUBLIC INTOXICATION	299.35	11,075.94	37
ANIMAL CONTROL	387.02	10,062.52	26
RETALIATE PUBLIC OFFICIAL	1,215.53	9,724.27	7
INDECENT EXPOSURE	510.91	9,196.37	18
AUTO TAMPERING	394.69	7,499.08	19
PERMITTING DUI	330.78	7,277.18	22
PEACE WARRANT	508.84	7,123.71	14
DISTURB THE PEACE	298.58	6,270.08	21
DUI/W DEATH	1,039.34	6,236.03	6
OBS EMERGENCY PERSONNEL	320.37	6,086.99	19
CONCEAL A MINOR	607.98	6,079.77	10
FAIL MAINTAIN CONTROL	588.12	5,881.22	10
UNDER AGE DRINKING	339.98	5,439.64	16
INTIMIDATE WITNESS	678.34	5,426.70	8
OBSTRUCT CITY PERSONNEL	266.86	5,337.29	20
RESISTING ARREST	327.74	5,243.89	16
PERMIT UNAUTH/DRIVE	475.59	4,755.85	10

*Includes Supp and Direct Exp.

Average \$860.21 without

PUBLIC DEFENDER SERVICES
CRIMINAL CHARGE AVERAGE (In Total Descending Cost Order)

CRIMINAL CHARGE	AVERAGE \$*	TOTAL \$	COUNT
INVOL MANSLAUGHTER	1,435.05	4,305.16	3
UNLAWFUL RESTRAINT	447.72	4,029.48	9
VOL MANSLAUGHTER	1,185.99	3,557.97	3
PRE GRAND JURY	490.81	2,944.85	6
NEGLIGENT HOMICIDE	1,372.15	2,744.29	2
BRIBERY	908.36	2,725.07	3
LITTERING	255.93	2,559.27	10
PERJURY	2,440.50	2,440.50	1
FORFEITURE	568.00	2,271.98	4
SPEEDING	358.22	2,149.30	6
SHOOT W/N 500 FEET	329.88	1,979.28	6
EXTORTION	253.85	1,776.96	7
RESTITUTION	544.17	1,632.51	3
EXPUNGEMENT	199.00	1,591.97	8
CONCEAL DEAD BODY	286.99	1,147.95	4
TAX EVASION	509.43	1,018.86	2
PROHIBITION	213.44	853.75	4
MANDAMUS	399.97	799.94	2
MAKE/USE EXPLOSIVES	799.00	799.00	1
MISCELLANEOUS	592.73	592.73	1
OPEN CONTAINER	151.60	454.81	3
WORK RELEASE	330.00	330.00	1
PATERNITY	286.94	286.94	1
CIVIL RIGHTS VIOLATION	140.54	281.08	2
ALCOHOL IN VEHICLE	154.82	154.82	1
STATE AVERAGE	689.63	27,850,876.24	40,385

*Includes Supp and Direct Exp.

Average \$860.21 without

Appendix B

Public Defender Corporation Statistics



Clara Shortridge Foltz was an American lawyer, the first female lawyer on the West Coast, and the pioneer of the idea of the public defender.

Map

Chairpersons of PDC Boards of Directors


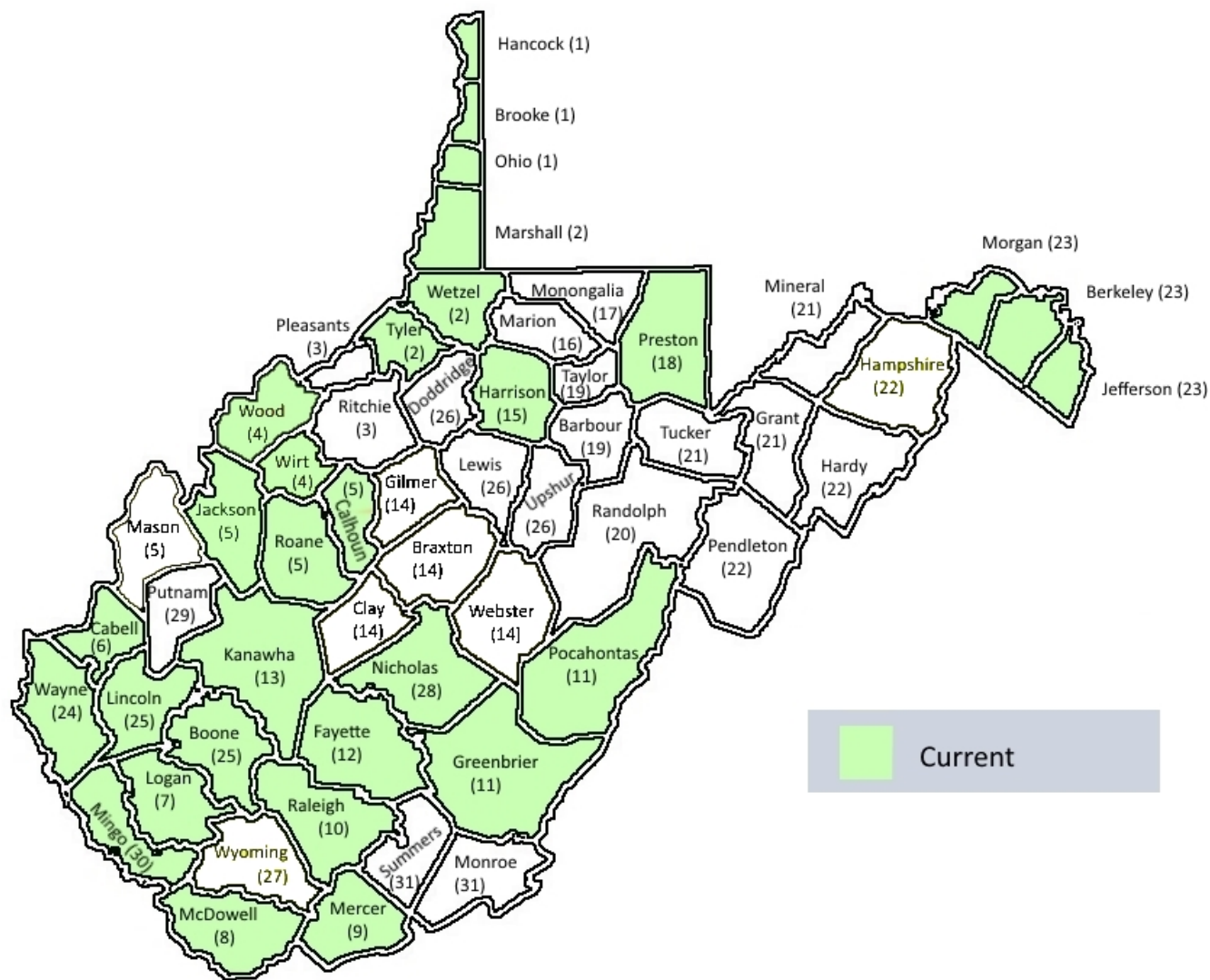
Funding

Attorney Time

Total Cases Closed

PDC Office Narratives

PUBLIC DEFENDER CORPORATION CIRCUITS



PD CORPORATIONS' BOARD OF DIRECTORS' CHAIRPERSONS

CIRCUIT	COUNTIES	CHAIRS
1 ST	BROOKE HANCOCK OHIO	ERIC FRANKOVITCH, CHAIR WHEELING, WV
2 ND	MARSHALL TYLER WETZEL	VICKI VOORHIS, CHAIR NEW MARTINSVILLE, WV
4 TH	WOOD WIRT	BLAINE MYERS, PARKERSBURG, WV
5 TH	CALHOUN JACKSON ROANE	JEANETTE ATKINSON, CHAIR SPENCER, WV
6 TH /24 TH	CABELL WAYNE	KENNETH HICKS, CHAIR HUNTINGTON, WV
7 TH	LOGAN	MARK HOBBS, CHAIR CHAPMANVILLE, WV
8 TH	MCDOWELL	JOHN "MIKE" CALLAWAY, CHAIR WELCH, WV
9 TH	MERCER	WILLIAM O. HUFFMAN, CHAIR PRINCETON, WV
10 TH	RALEIGH	BENJAMIN HATFIELD, CHAIR CRAB ORCHARD, WV
11 TH	GREENBRIER POCAHONTAS	A. DAVID SMITH, CHAIR RONCEVERTE, WV
12 TH	FAYETTE	CHRIS MOOREHEAD, CHAIR FAYETTEVILLE, WV
13 TH	KANAWHA	LONNIE SIMMONS, CHAIR CHARLESTON, WV
15 TH	HARRISON	GEORGE F. FORDHAM, CHAIR CLARKSBURG, WV
18 TH	PRESTON	DEBORAH DELAUDER, CHAIR TERRA ALTA, WV

CIRCUIT	COUNTIES	CHAIRS
23 RD	BERKELEY JEFFERSON MORGAN	JAMES CRAWFORD III, CHAIR CHARLES TOWN, WV
25 TH	BOONE LINCOLN	JAMES HENSLEY, CHAIR DANVILLE, WV
28 TH	NICHOLAS	GREGORY SPROLES, CHAIR SUMMERSVILLE, WV
30 TH	MINGO	JUSTIN MARCUM, CHAIR WILLIAMSON, WV

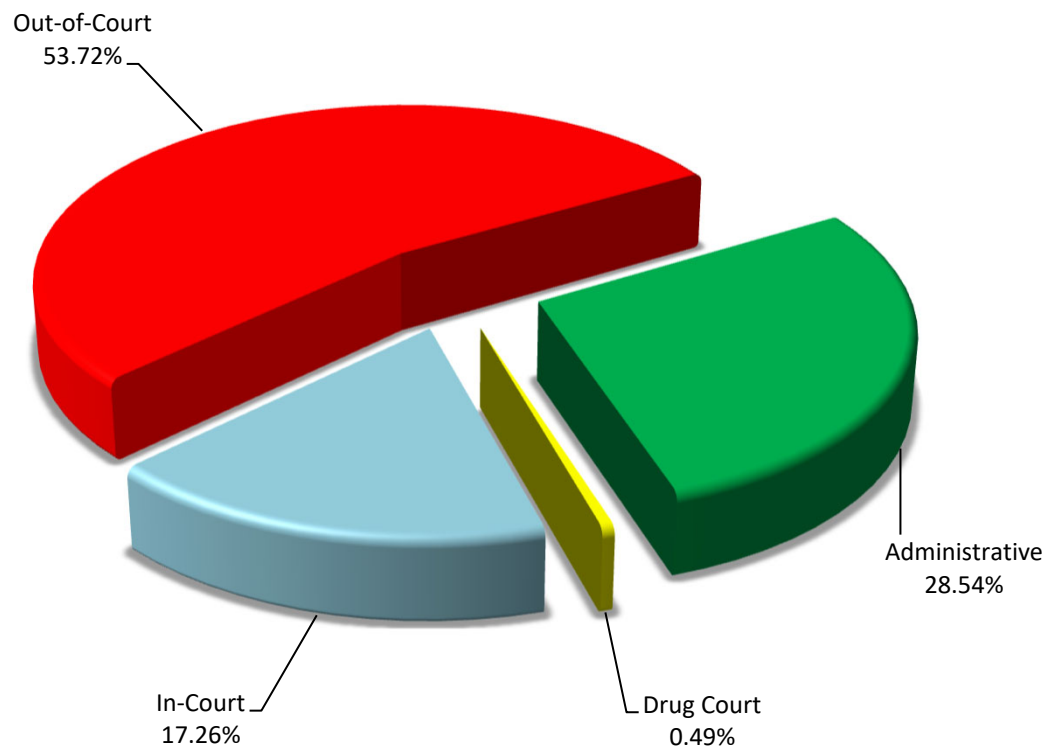
**PUBLIC DEFENDER SERVICES
 PUBLIC DEFENDER CORPORATION FUNDING
 July 1, 2019 to June 30, 2020**

Circuit	Distributed Contractual Amounts	Total Funds Allocated to Each Circuit	Total PDC Funding
1ST	1,120,721	30,884.91	1,151,605.91
2ND	471,359	14,339.42	485,698.42
4TH	1,435,642	34,194.01	1,469,836.01
5TH	942,413	22,060.65	964,473.65
6TH/24TH	1,748,621	46,327.37	1,794,948.37
7TH	636,857	15,442.46	652,299.46
8TH	447,416	11,030.33	458,446.33
9TH	922,055	26,472.78	948,527.78
10TH	1,217,894	30,884.91	1,248,778.91
11TH	603,137	17,648.52	620,785.52
12TH	557,090	13,236.39	570,326.39
13TH	3,070,488	81,624.42	3,152,112.42
15TH	1,034,051	33,090.98	1,067,141.98
18TH	417,146	11,030.33	428,176.33
23RD	2,752,529	66,181.96	2,818,710.96
25TH	754,313	19,854.59	774,167.59
28TH	333,044	8,824.26	341,868.26
30TH	560,633	17,648.52	578,281.52
TOTALS	19,025,409	500,776.82	19,526,185.82

NOTES: Total funds Allocated to Each Circuit represents funds disbursed by PDS on behalf of the Public Defender Corporations for Legal Research, Auditing Services, Information Technology Services, and Auditor Transaction Fees.

**PUBLIC DEFENDER CORPORATION ATTORNEY TIME
BY IN-COURT/OUT-OF-COURT/ADMINISTRATIVE/DRUG COURT
FY2020**

In-Court	42,156.6
Out-of-Court	131,236.8
Administrative	69,727.5
Drug Court	1,186.0
TOTAL TIME	244,306.9



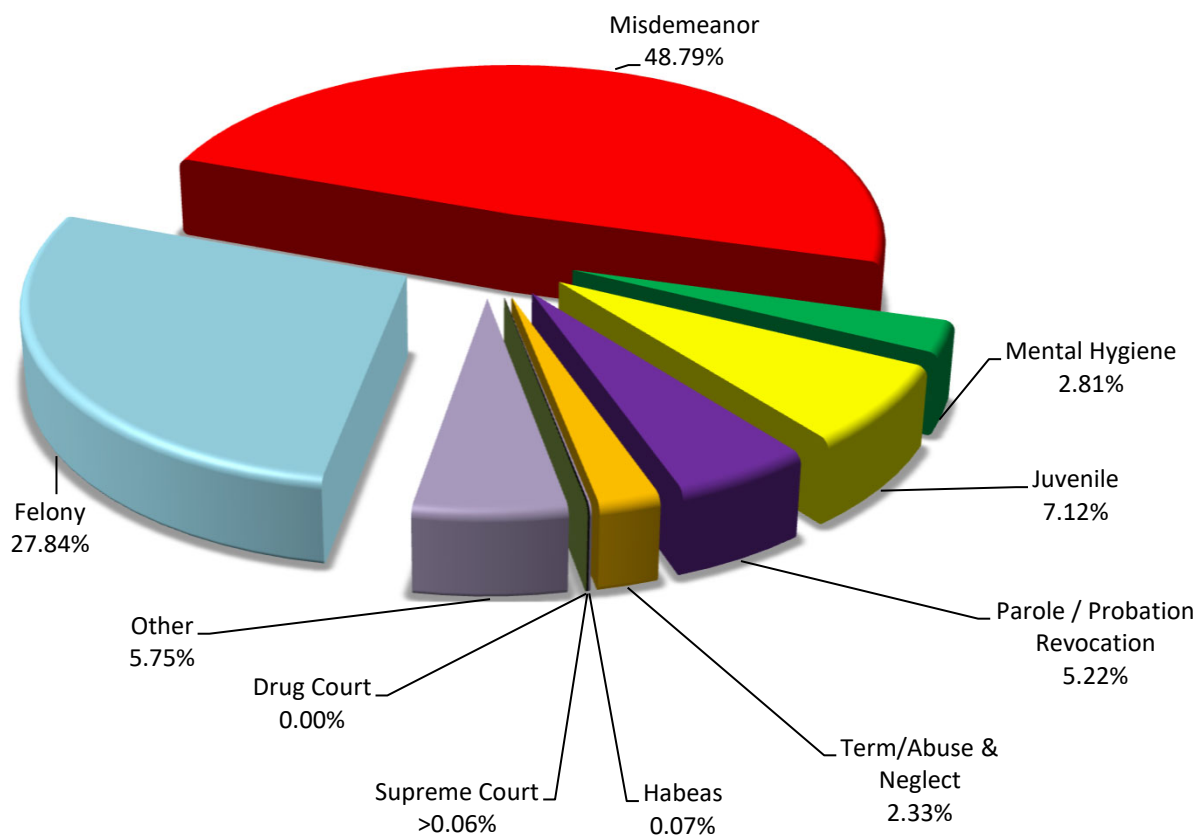
**PUBLIC DEFENDER CORPORATIONS ATTORNEY TIME
 BY IN-COURT/OUT-OF-COURT/ADMINISTRATION/DRUG COURT
 FY2020**

PDC	IN COURT	OUT OF COURT	ADMIN.	DRUG COURT	TOTAL
1st Circuit	1,288.6	9,836.5	3,007.1	-	14,132.2
2nd Circuit	365.9	4,437.5	2,196.6	-	7,000.0
4th Circuit	1,508.3	8,449.4	5,079.3	-	15,037.0
5th Circuit	2,844.0	7,462.3	2,641.8	113.5	13,061.6
6th & 24th Circuits	6,782.8	13,205.7	8,161.7	373.5	28,523.7
7th Circuit	1,158.6	3,304.9	1,986.4	21.9	6,471.8
8th Circuit	641.1	2,517.2	1,089.1	12.8	4,260.2
9th Circuit	1,332.6	6,298.5	3,078.4		10,709.5
10th Circuit	3,544.0	5,539.4	4,147.9	71.0	13,302.3
11th Circuit	1,557.7	6,084.2	2,207.5	96.6	9,946.0
12th Circuit	1,665.6	4,800.1	1,571.1	51.8	8,088.6
13th Circuit	6,942.9	23,074.7	15,745.9	147.5	45,911.0
15th Circuit	443.4	2,683.1	2,574.6	1.4	5,702.5
18th Circuit	782.3	3,651.1	1,425.6	67.3	5,926.3
23rd Circuit	6,730.0	17,905.6	9,332.1	-	33,967.7
25th Circuit	2,507.5	5,829.9	2,603.5	91.7	11,032.6
28th Circuit	1,218.5	2,057.6	768.1	88.7	4,132.9
30th Circuit	842.8	4,099.1	2,110.8	48.3	7,101.0
PD TOTAL	42,156.6	131,236.8	69,727.5	1,186.0	244,306.9

PUBLIC DEFENDER CORPORATIONS TOTAL CASES CLOSED

FY2020

Felony	8,838
Misdemeanor	15,487
Mental Hygiene	893
Juvenile	2,261
Parole / Probation Revocation	1,658
Term/Abuse & Neglect	739
Habeas	23
Supreme Court	18
Drug Court	1
Other	1,826
<hr/>	
Total Cases	31,744



**PUBLIC DEFENDER CORPORATIONS
 CASES CLOSED BY CASE TYPE
 FY2020**

PD Circuit	Felony	Misd.	Mental Hygiene	Juv.	Parole & Prob. Rev	Term/ Abuse & Neglect	Habeas	Supreme Court	Drug Court	Other	TOTAL
1ST	355	793	-	118	76	16	-	-	-	158	1,516
2ND	249	490	-	51	119	30	-	-	-	25	964
4TH	870	1,277	-	115	153	49	4	4	-	100	2,572
5TH	412	591	58	54	49	85	-	-	-	78	1,327
6TH, 24TH	1,605	2,040	4	552	197	25	1	-	-	81	4,505
7TH	423	231	14	35	102	38	-	-	1	127	971
8TH	196	313	23	28	-	26	-	-	-	73	659
9TH	271	841	90	74	98	97	-	6	-	148	1,625
10TH	604	1,148	192	144	296	7	1	-	-	122	2,514
11TH	210	592	11	32	39	30	-	-	-	48	962
12TH	330	490	70	11	21	51	-	1	-	36	1,010
13TH	1,170	2,871	173	522	203	-	3	2	-	226	5,170
15TH	376	651	8	190	87	16	2	4	-	71	1,405
18TH	183	242	15	10	50	8	-	-	-	141	649
23RD	966	1,924	113	231	65	162	-	1	-	339	3,801
25TH	217	470	45	66	72	55	-	-	-	11	936
28TH	162	231	30	16	1	44	-	-	-	14	498
30TH	239	292	47	12	30	-	12	-	-	28	660
Total	8,838	15,487	893	2,261	1,658	739	23	18	1	1,826	31,744

Appendix C

Appointed Counsel/PDC Comparisons



*Supreme Court Justice Abe Fortas led a revolution in juvenile justice, including authoring *In re Gault*, which extended due process rights to juvenile defendants. Prior to becoming a Justice, Fortas represented Clarence Gideon (highlighted in the cover page for Appendix A) in his appeal before the Supreme Court.*

Gerald Gault, a 15-year-old, was sentenced to almost six years (until his 21st birthday) in the Arizona State Industrial School for (allegedly) making an obscene phone call to his neighbor (who never appeared at the hearings). Had he been an adult, the maximum punishment he could have received was a \$50.00 fine or two months in jail.

Circuits 1, 2, 4, 5, 6, 7, 8, 9, 10, 11, 12, 13, 15, 18, 23, 25, 28, 30

Statistics for Both PDC and Appointed Counsel Statewide

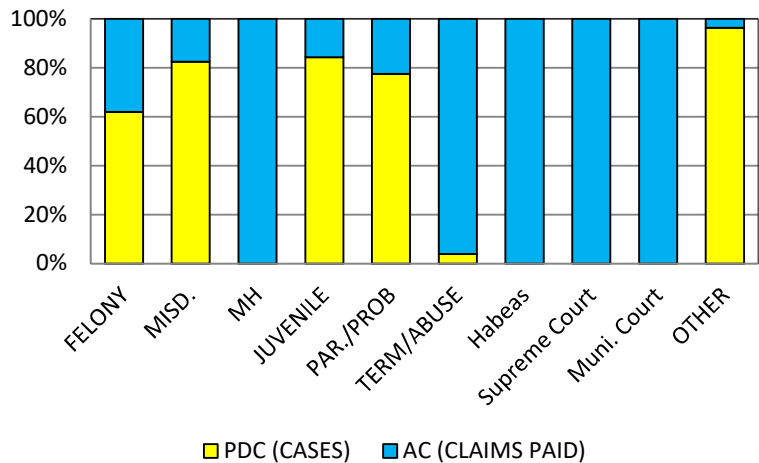
**All PDC Circuits – PDC Cases Closed Compared to AC Claims
(Within PDC Circuits)**

**Statistics for Both PDC and Appointed Counsel Statewide
(Less AC Claims in PDC Circuits) – PDC Cases Closed
Compared to AC Claims Paid**

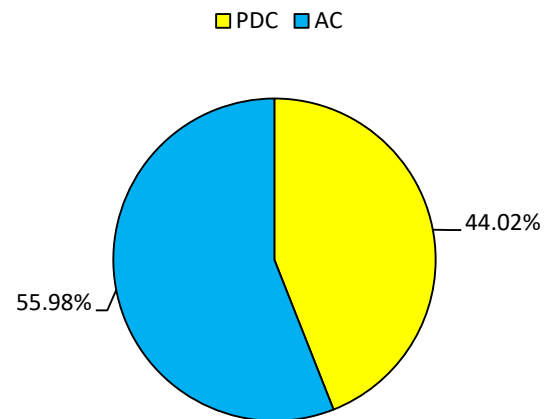
1ST CIRCUIT (BROOKE, HANCOCK & OHIO COUNTIES)
PDC CASES CLOSED COMPARED TO AC CLAIMS PAID FY 2020

CASE TYPES	PDC	AC	TOTAL	%PDC	%AC	PDC DISBURSEMENTS	AC DISBURSEMENTS	TOTAL	%PDC	%AC
	FELONY	355	218	573	61.95%	38.05%	\$1,151,605.91	\$1,464,334.14	\$2,615,940.05	44.02%
MISD.	793	169	962	82.43%	17.57%					
MH	-	236	236	0.00%	100.00%	AVG PDC COST	AVG AC COST			
JUVENILE	118	22	140	84.29%	15.71%	PER CASE	PER CASE			
PAR./PROB	76	22	98	77.55%	22.45%					
TERM/ABUSE	16	402	418	3.83%	96.17%	\$759.63	\$1,320.41			
Habeas	-	18	18	0.00%	100.00%					
Supreme Court	-	10	10	0.00%	100.00%					
Muni. Court	-	6	6	0.00%	100.00%					
OTHER	158	6	164	96.34%	3.66%					
TOTAL	1,516	1,109	2,625	57.75%	42.25%					

**1ST CIRCUIT
 CLOSED CASES/CLAIMS PAID**



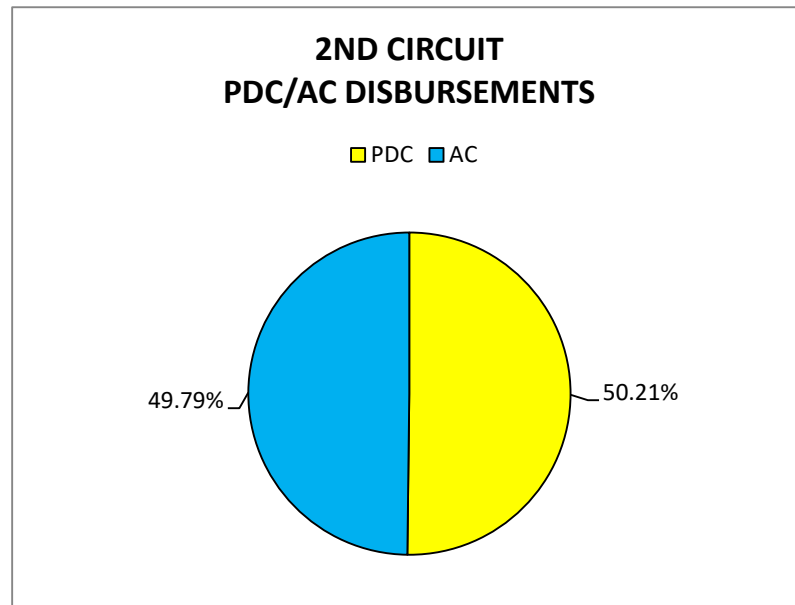

**1st CIRCUIT
 PDC/AC DISBURSEMENTS**



2ND CIRCUIT (MARSHALL, TYLER & WETZEL COUNTIES)
PDC CASES CLOSED COMPARED TO AC CLAIMS PAID FY 2020

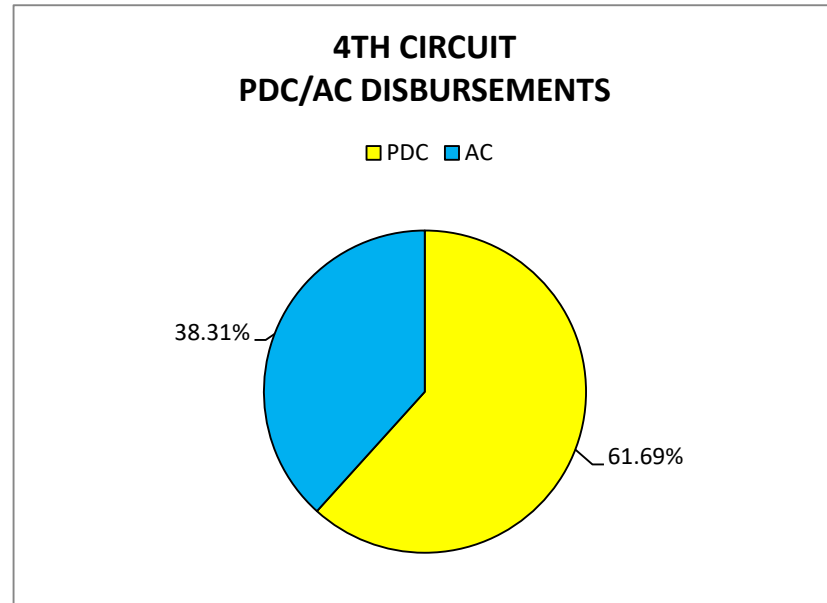

CASE TYPES	PDC	AC	TOTAL	%PDC	%AC	PDC DISBURSEMENTS	AC DISBURSEMENTS	TOTAL	%PDC	%AC
	FELONY	249	178	427	58.31%	41.69%	\$485,698.42	\$481,722.56	\$967,420.98	50.21%
MISD.	490	151	641	76.44%	23.56%					
MH	-	122	122	0.00%	100.00%	AVG PDC COST	AVG AC COST			
JUVENILE	51	31	82	62.20%	37.80%	PER CASE	PER CASE			
PAR./PROB	119	37	156	76.28%	23.72%					
TERM/ABUSE	30	124	154	19.48%	80.52%	\$503.84	\$733.22			
Habeas	-	4	4	0.00%	100.00%					
Supreme Court	-	3	3	0.00%	100.00%					
Muni. Court	-	3	3	0.00%	100.00%					
OTHER	25	4	29	86.21%	13.79%					
TOTAL	964	657	1,621	59.47%	40.53%					

FY2020 Annual Report
 Page 63 of 136



4TH CIRCUIT (WOOD & WIRT COUNTIES)
PDC CASES CLOSED COMPARED TO AC CLAIMS PAID FY 2020

CASE TYPES	PDC	AC	TOTAL	%PDC	%AC	PDC DISBURSEMENTS	AC DISBURSEMENTS	TOTAL	%PDC	%AC
	FELONY	870	151	1,021	85.21%	14.79%	\$1,469,836.01	\$912,808.67	\$2,382,644.68	61.69%
MISD.	1,277	182	1,459	87.53%	12.47%					
MH	-	317	317	0.00%	100.00%	AVG PDC COST	AVG AC COST			
JUVENILE	115	33	148	77.70%	22.30%	PER CASE	PER CASE			
PAR./PROB	153	19	172	88.95%	11.05%					
TERM/ABUSE	49	528	577	8.49%	91.51%	\$571.48	\$722.73			
Habeas	4	4	8	50.00%	50.00%					
Supreme Court	4	20	24	16.67%	83.33%					
Muni. Court	-	-	-							
OTHER	100	9	109	91.74%	8.26%					
TOTAL	2,572	1,263	3,835	67.07%	32.93%					

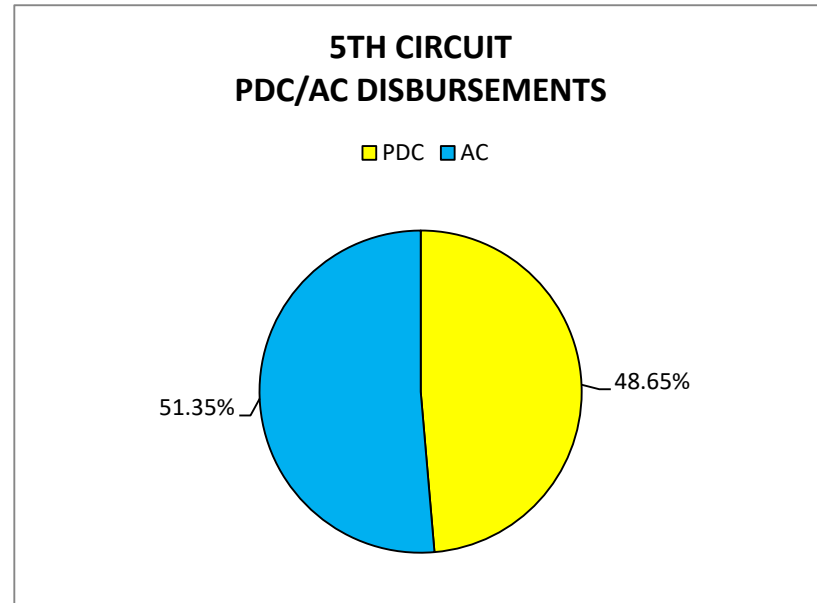



5TH CIRCUIT (CALHOUN, JACKSON, MASON & ROANE COUNTIES) (WITHOUT MASON COUNTY)

PDC CASES CLOSED COMPARED TO AC CLAIMS PAID FY 2020

*A Circuit Court order prohibits PDC work in Mason County, so all indigent work is performed by Appointed Counsel.

CASE TYPES	PDC	AC	TOTAL	%PDC	%AC	PDC	AC	TOTAL	%PDC	%AC
						DISBURSEMENTS	DISBURSEMENTS			
FELONY	412	205	617	66.77%	33.23%	\$964,473.65	\$1,017,865.35	\$1,982,339.00	48.65%	51.35%
MISD.	591	111	702	84.19%	15.81%					
MH	58	21	79	73.42%	26.58%	AVG PDC COST	AVG AC COST			
JUVENILE	54	37	91	59.34%	40.66%	PER CASE	PER CASE			
PAR./PROB	49	28	77	63.64%	36.36%					
TERM/ABUSE	85	415	500	17.00%	83.00%	\$726.81	\$1,207.43			
Habeas	-	6	6	0.00%	100.00%					
Supreme Court	-	6	6	0.00%	100.00%					
Muni. Court	-	-	-							
OTHER	78	14	92	84.78%	15.22%					
TOTAL	1,327	843	2,170	61.15%	38.85%					



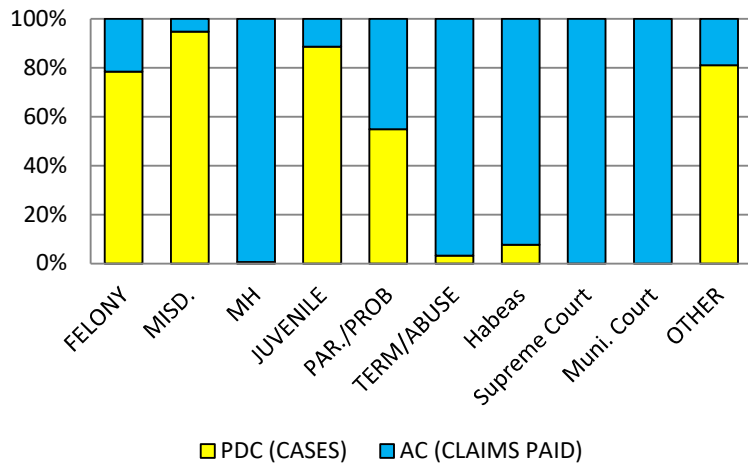
6TH CIRCUIT and 24TH CIRCUIT (CABELL & WAYNE COUNTIES)

PDC CASES CLOSED COMPARED TO AC CLAIMS PAID FY 2020

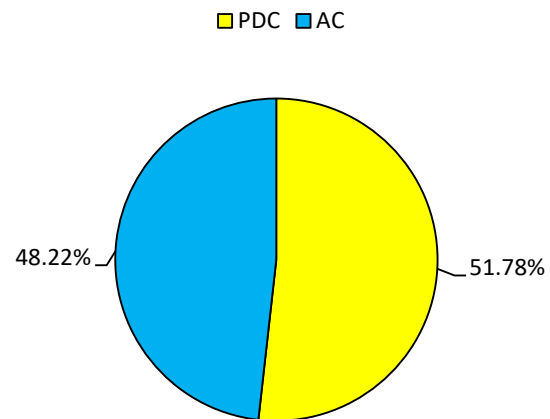
*The 6th/24th Circuits operate under one Public Defender Corporation, therefore AC figures include both Cabell and Wayne Counties

CASE TYPES	PDC	AC	TOTAL	%PDC	%AC	PDC	AC	TOTAL	%PDC	%AC
						DISBURSEMENTS	DISBURSEMENTS			
FELONY	1,605	443	2,048	78.37%	21.63%	\$1,794,948.37	\$1,671,242.56	\$3,466,190.93	51.78%	48.22%
MISD.	2,040	112	2,152	94.80%	5.20%					
MH	4	659	663	0.60%	99.40%	AVG PDC COST	AVG AC COST			
JUVENILE	552	71	623	88.60%	11.40%	PER CASE	PER CASE			
PAR./PROB	197	162	359	54.87%	45.13%					
TERM/ABUSE	25	750	775	3.23%	96.77%	\$398.43	\$745.09			
Habeas	1	12	13	7.69%	92.31%					
Supreme Court	-	11	11	0.00%	100.00%					
Muni. Court	-	4	4	0.00%	100.00%					
OTHER	81	19	100	81.00%	19.00%					
TOTAL	4,505	2,243	6,748	66.76%	33.24%					

**6TH /24TH CIRCUIT
CLOSED CASES/CLAIMS PAID**



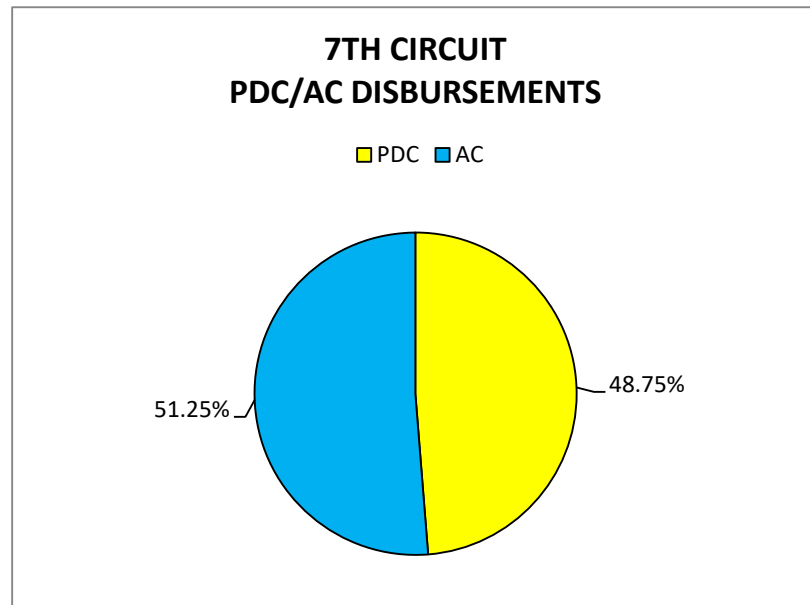

**6TH/24TH CIRCUITS
PDC/AC DISBURSEMENTS**



7TH CIRCUIT (LOGAN COUNTY)

PDC CASES CLOSED COMPARED TO AC CLAIMS PAID FY 2020

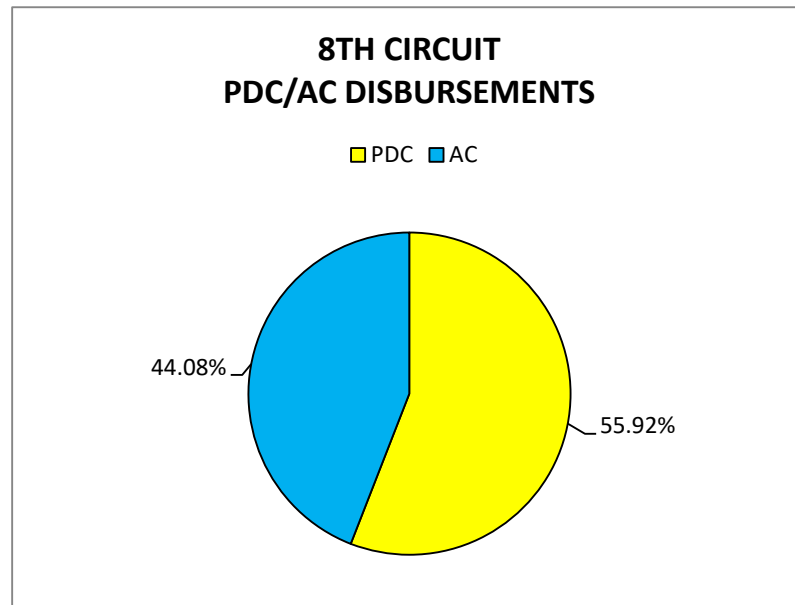

CASE TYPES	PDC	AC	TOTAL	%PDC	%AC	PDC DISBURSEMENTS	AC DISBURSEMENTS	TOTAL	%PDC	%AC
	FELONY	423	182	605	69.92%	30.08%	\$652,299.46	\$685,614.97	\$1,337,914.43	48.75%
MISD.	231	599	830	27.83%	72.17%					
MH	14	-	14	100.00%	0.00%	AVG PDC COST	AVG AC COST			
JUVENILE	35	18	53	66.04%	33.96%	PER CASE	PER CASE			
PAR./PROB	102	18	120	85.00%	15.00%					
TERM/ABUSE	38	249	287	13.24%	86.76%	\$671.78	\$627.85			
Habeas	-	-	-							
Supreme Court	-	1	1	0.00%	100.00%					
Muni. Court	1	2	3	33.33%	66.67%					
OTHER	127	23	150	84.67%	15.33%					
TOTAL	971	1,092	2,063	47.07%	52.93%					



8TH CIRCUIT (MCDOWELL COUNTY)

PDC CASES CLOSED COMPARED TO AC CLAIMS PAID FY 2020

CASE TYPES	PDC	AC	TOTAL	%PDC	%AC	PDC DISBURSEMENTS	AC DISBURSEMENTS	TOTAL	%PDC	%AC
	FELONY	196	83	279	70.25%	29.75%	\$458,446.33	\$361,321.82	\$819,768.15	55.92%
MISD.	313	90	403	77.67%	22.33%					
MH	23	6	29	79.31%	20.69%	AVG PDC COST	AVG AC COST			
JUVENILE	28	11	39	71.79%	28.21%	PER CASE	PER CASE			
PAR./PROB	-	-	-							
TERM/ABUSE	26	103	129	20.16%	79.84%	\$695.67	\$1,204.41			
Habeas	-	2	2	0.00%	100.00%					
Supreme Court	-	2	2	0.00%	100.00%					
Muni. Court	-	-	-							
OTHER	73	3	76	96.05%	3.95%					
TOTAL	659	300	959	68.72%	31.28%					

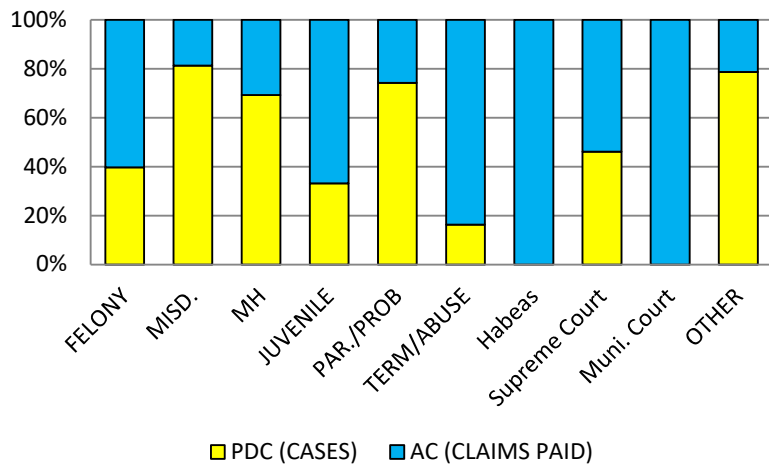


9TH CIRCUIT (MERCER COUNTY)

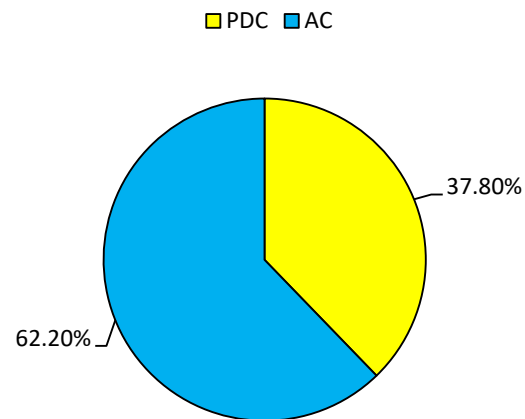
PDC CASES CLOSED COMPARED TO AC CLAIMS PAID FY 2020

CASE TYPES	PDC	AC	TOTAL	%PDC	%AC	PDC	AC	TOTAL	%PDC	%AC
						DISBURSEMENTS	DISBURSEMENTS			
FELONY	271	412	683	39.68%	60.32%	\$948,527.78	\$1,561,136.86	\$2,509,664.64	37.80%	62.20%
MISD.	841	194	1,035	81.26%	18.74%					
MH	90	40	130	69.23%	30.77%	AVG PDC COST	AVG AC COST			
JUVENILE	74	149	223	33.18%	66.82%	PER CASE	PER CASE			
PAR./PROB	98	34	132	74.24%	25.76%					
TERM/ABUSE	97	498	595	16.30%	83.70%	\$583.71	\$1,101.72			
Habeas	-	12	12	0.00%	100.00%					
Supreme Court	6	7	13	46.15%	53.85%					
Muni. Court	-	31	31	0.00%	100.00%					
OTHER	148	40	188	78.72%	21.28%					
TOTAL	1,625	1,417	3,042	53.42%	46.58%					

**9TH CIRCUIT
CLOSED CASES/CLAIMS PAID**



**9TH CIRCUIT
PDC/AC DISBURSEMENTS**

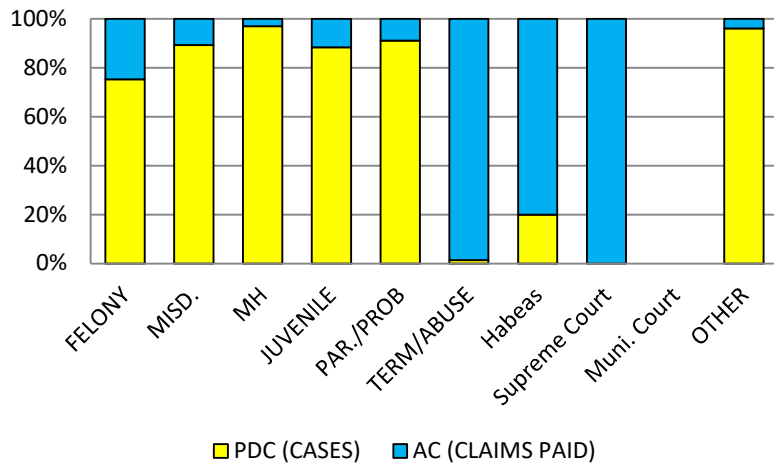


10TH CIRCUIT (RALEIGH COUNTY)

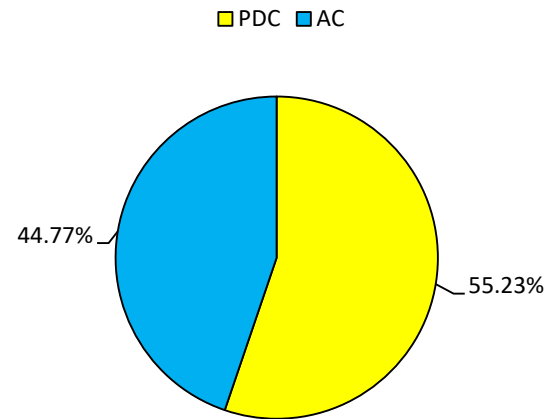
PDC CASES CLOSED COMPARED TO AC CLAIMS PAID FY 2020

CASE TYPES	PDC	AC	TOTAL	%PDC	%AC	PDC DISBURSEMENTS	AC DISBURSEMENTS	TOTAL	%PDC	%AC
	FELONY	604	198	802	75.31%	24.69%	\$1,248,778.91	\$1,012,150.92	\$2,260,929.83	55.23%
MISD.	1,148	138	1,286	89.27%	10.73%	AVG PDC COST PER CASE	AVG AC COST PER CASE			
MH	192	6	198	96.97%	3.03%					
JUVENILE	144	19	163	88.34%	11.66%	\$496.73	\$1,095.40			
PAR./PROB	296	29	325	91.08%	8.92%					
TERM/ABUSE	7	518	525	1.33%	98.67%					
Habeas	1	4	5	20.00%	80.00%					
Supreme Court	-	7	7	0.00%	100.00%					
Muni. Court	-	-	-							
OTHER	122	5	127	96.06%	3.94%					
TOTAL	2,514	924	3,438	73.12%	26.88%					

**10TH CIRCUIT
CLOSED CASES/CLAIMS PAID**



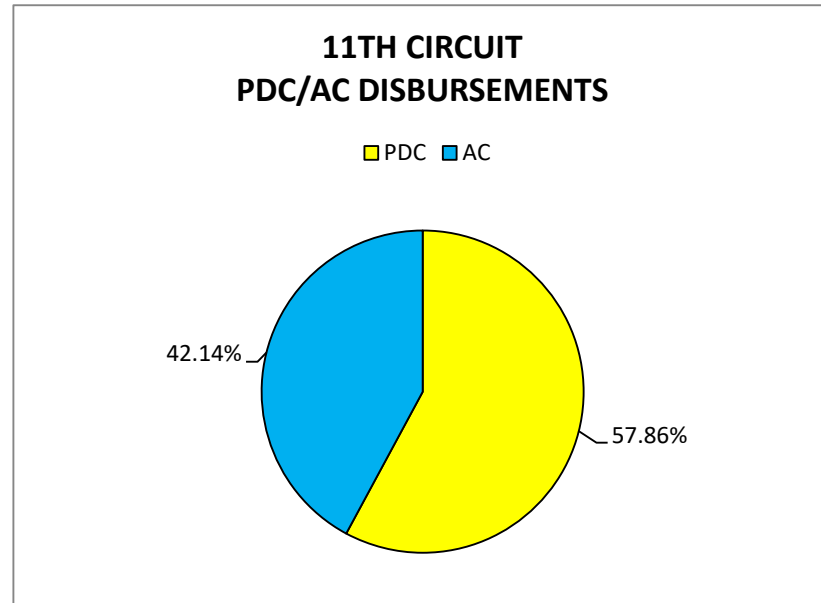

**10TH CIRCUIT
PDC/AC DISBURSEMENTS**



11TH CIRCUIT (GREENBRIER & POCAHONTAS COUNTIES)
PDC CASES CLOSED COMPARED TO AC CLAIMS PAID FY 2020

CASE TYPES	PDC	AC	TOTAL	%PDC	%AC	PDC DISBURSEMENTS	AC DISBURSEMENTS	TOTAL	%PDC	%AC
	FELONY	210	100	310	67.74%	32.26%	\$620,785.52	\$452,191.62	\$1,072,977.14	57.86%
MISD.	592	71	663	89.29%	10.71%					
MH	11	9	20	55.00%	45.00%	AVG PDC COST	AVG AC COST			
JUVENILE	32	13	45	71.11%	28.89%	PER CASE	PER CASE			
PAR./PROB	39	9	48	81.25%	18.75%					
TERM/ABUSE	30	119	149	20.13%	79.87%	\$645.31	\$1,337.85			
Habeas	-	5	5	0.00%	100.00%					
Supreme Court	-	3	3	0.00%	100.00%					
Muni. Court	-	3	3	0.00%	100.00%					
OTHER	48	6	54	88.89%	11.11%					
TOTAL	962	338	1,300	74.00%	26.00%					

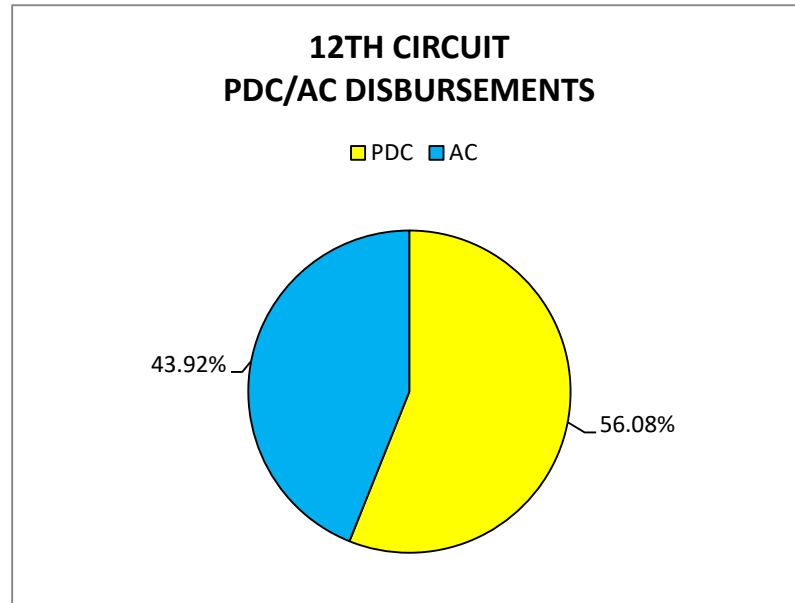

FY2020 Annual Report
Page 71 of 136



12TH CIRCUIT (FAYETTE COUNTY)

PDC CASES CLOSED COMPARED TO AC CLAIMS PAID FY 2020

CASE TYPES	PDC	AC	TOTAL	%PDC	%AC	PDC DISBURSEMENTS	AC DISBURSEMENTS	TOTAL	%PDC	%AC
	FELONY	330	149	479	68.89%	31.11%	\$570,326.39	\$446,586.35	\$1,016,912.74	56.08%
MISD.	490	63	553	88.61%	11.39%					
MH	70	-	70	100.00%	0.00%	AVG PDC COST	AVG AC COST			
JUVENILE	11	6	17	64.71%	35.29%	PER CASE	PER CASE			
PAR./PROB	21	7	28	75.00%	25.00%					
TERM/ABUSE	51	206	257	19.84%	80.16%	\$564.68	\$1,012.67			
Habeas	-	4	4	0.00%	100.00%					
Supreme Court	1	4	5	20.00%	80.00%					
Muni. Court	-	-	-							
OTHER	36	2	38	94.74%	5.26%					
TOTAL	1,010	441	1,451	69.61%	30.39%					

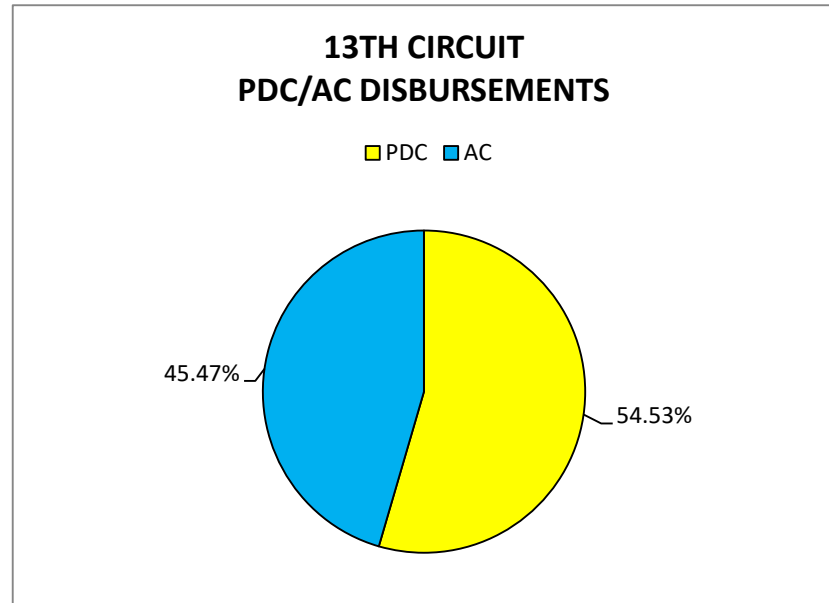



13TH CIRCUIT (KANAWHA COUNTY)

PDC CASES CLOSED COMPARED TO AC CLAIMS PAID FY 2020

CASE TYPES	PDC	AC	TOTAL	%PDC	%AC	PDC DISBURSEMENTS	AC DISBURSEMENTS	TOTAL	%PDC	%AC
	FELONY	1,170	750	1,920	60.94%	39.06%	\$3,152,112.42	\$2,628,056.72	\$5,780,169.14	54.53%
MISD.	2,871	535	3,406	84.29%	15.71%					
MH	173	-	173	100.00%	0.00%	AVG PDC COST	AVG AC COST			
JUVENILE	522	84	606	86.14%	13.86%	PER CASE	PER CASE			
PAR./PROB	203	86	289	70.24%	29.76%					
TERM/ABUSE	-	1,216	1,216	0.00%	100.00%	\$609.69	\$863.64			
Habeas	3	30	33	9.09%	90.91%					
Supreme Court	2	31	33	6.06%	93.94%					
Muni. Court	-	268	268	0.00%	100.00%					
OTHER	226	43	269	84.01%	15.99%					
TOTAL	5,170	3,043	8,213	62.95%	37.05%					

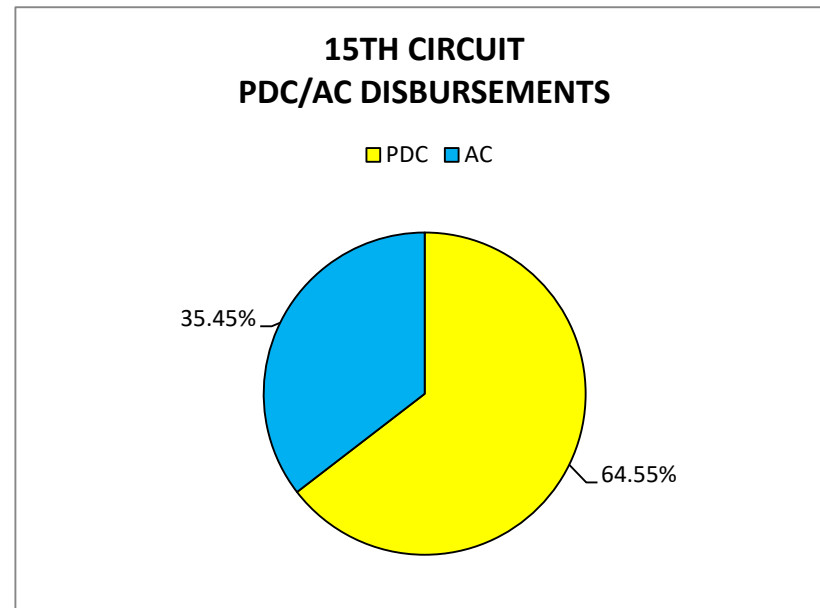

FY2020 Annual Report
Page 73 of 136



15TH CIRCUIT (HARRISON COUNTY)

PDC CASES CLOSED COMPARED TO AC CLAIMS PAID FY 2020

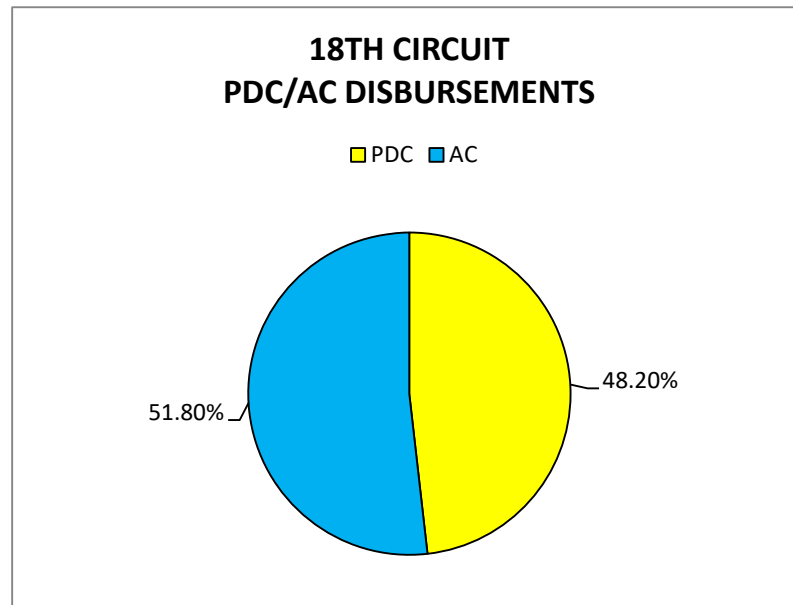

CASE TYPES	PDC	AC	TOTAL	%PDC	%AC	PDC	AC	TOTAL	%PDC	%AC
						DISBURSEMENTS	DISBURSEMENTS			
FELONY	376	110	486	77.37%	22.63%	\$1,067,141.98	\$585,958.92	\$1,653,100.90	64.55%	35.45%
MISD.	651	92	743	87.62%	12.38%					
MH	8	65	73	10.96%	89.04%	AVG PDC COST	AVG AC COST			
JUVENILE	190	17	207	91.79%	8.21%	PER CASE	PER CASE			
PAR./PROB	87	27	114	76.32%	23.68%					
TERM/ABUSE	16	276	292	5.48%	94.52%	\$759.53	\$949.69			
Habeas	2	6	8	25.00%	75.00%					
Supreme Court	4	12	16	25.00%	75.00%					
Muni. Court	-	-	-							
OTHER	71	12	83	85.54%	14.46%					
TOTAL	1,405	617	2,022	69.49%	30.51%					



18TH CIRCUIT (PRESTON COUNTY)

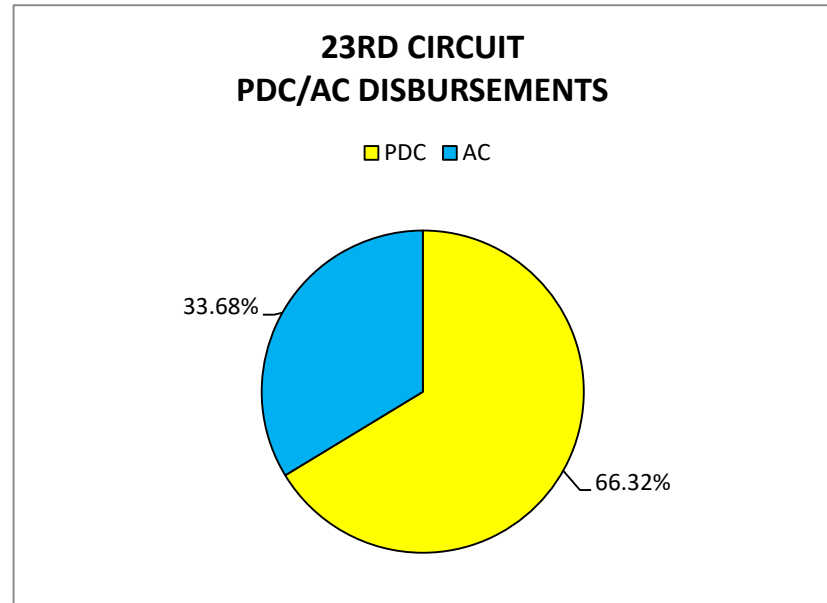

PDC CASES CLOSED COMPARED TO AC CLAIMS PAID FY 2020

CASE TYPES	PDC	AC	TOTAL	%PDC	%AC	PDC DISBURSEMENTS	AC DISBURSEMENTS	TOTAL	%PDC	%AC
	FELONY	183	78	261	70.11%	29.89%	\$428,176.33	\$460,100.82	\$888,277.15	48.20%
MISD.	242	57	299	80.94%	19.06%					
MH	15	-	15	100.00%	0.00%	AVG PDC COST	AVG AC COST			
JUVENILE	10	6	16	62.50%	37.50%	PER CASE	PER CASE			
PAR./PROB	50	18	68	73.53%	26.47%					
TERM/ABUSE	8	185	193	4.15%	95.85%	\$659.75	\$1,274.52			
Habeas	-	5	5	0.00%	100.00%					
Supreme Court	-	4	4	0.00%	100.00%					
Muni. Court	-	-	-							
OTHER	141	8	149	94.63%	5.37%					
TOTAL	649	361	1,010	64.26%	35.74%					



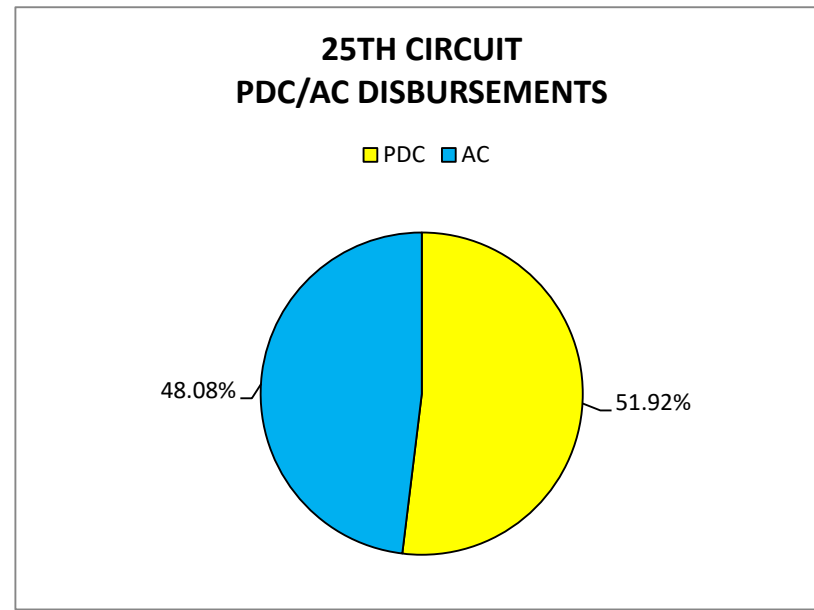
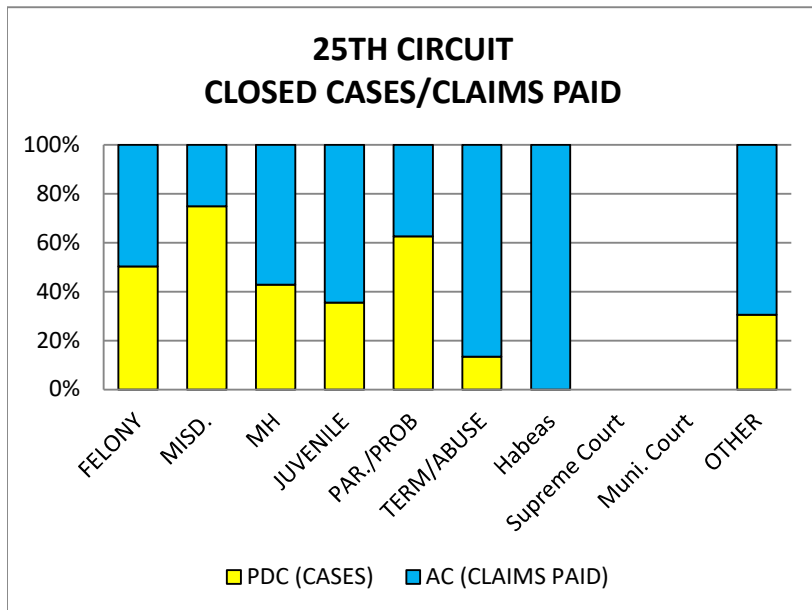
23RD CIRCUIT (BERKELEY, JEFFERSON & MORGAN COUNTIES)
PDC CASES CLOSED COMPARED TO AC CLAIMS PAID FY 2020

CASE TYPES	PDC	AC	TOTAL	%PDC	%AC	PDC DISBURSEMENTS	AC DISBURSEMENTS	TOTAL	%PDC	%AC
	FELONY	966	392	1,358	71.13%	28.87%	\$2,818,710.96	\$1,431,484.85	\$4,250,195.81	66.32%
MISD.	1,924	389	2,313	83.18%	16.82%					
MH	113	-	113	100.00%	0.00%	AVG PDC COST	AVG AC COST			
JUVENILE	231	50	281	82.21%	17.79%	PER CASE	PER CASE			
PAR./PROB	65	90	155	41.94%	58.06%					
TERM/ABUSE	162	383	545	29.72%	70.28%	\$741.57	\$1,065.89			
Habeas	-	18	18	0.00%	100.00%					
Supreme Court	1	9	10	10.00%	90.00%					
Muni. Court	-	-	-							
OTHER	339	12	351	96.58%	3.42%					
TOTAL	3,801	1,343	5,144	73.89%	26.11%					



25TH CIRCUIT (BOONE & LINCOLN COUNTIES)
PDC CASES CLOSED COMPARED TO AC CLAIMS PAID FY 2020

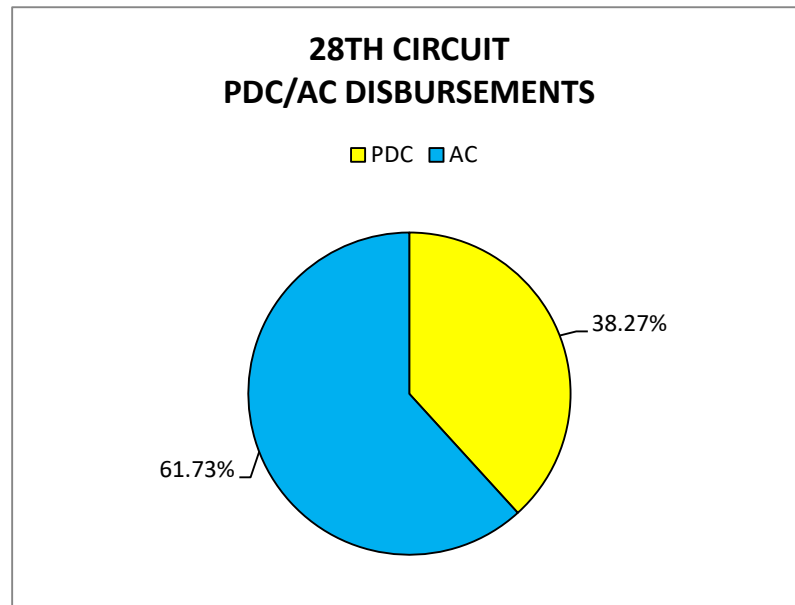

CASE TYPES	PDC	AC	TOTAL	%PDC	%AC	PDC	AC	TOTAL	%PDC	%AC
						DISBURSEMENTS	DISBURSEMENTS			
FELONY	217	214	431	50.35%	49.65%	\$774,167.59	\$716,849.95	\$1,491,017.54	51.92%	48.08%
MISD.	470	158	628	74.84%	25.16%					
MH	45	60	105	42.86%	57.14%	AVG PDC COST	AVG AC COST			
JUVENILE	66	120	186	35.48%	64.52%	PER CASE	PER CASE			
PAR./PROB	72	43	115	62.61%	37.39%					
TERM/ABUSE	55	356	411	13.38%	86.62%	\$827.10	\$728.51			
Habeas	-	8	8	0.00%	100.00%					
Supreme Court	-	-	-							
Muni. Court	-	-	-							
OTHER	11	25	36	30.56%	69.44%					
TOTAL	936	984	1,920	48.75%	51.25%					



28TH CIRCUIT (NICHOLAS COUNTY)

PDC CASES CLOSED COMPARED TO AC CLAIMS PAID FY 2020

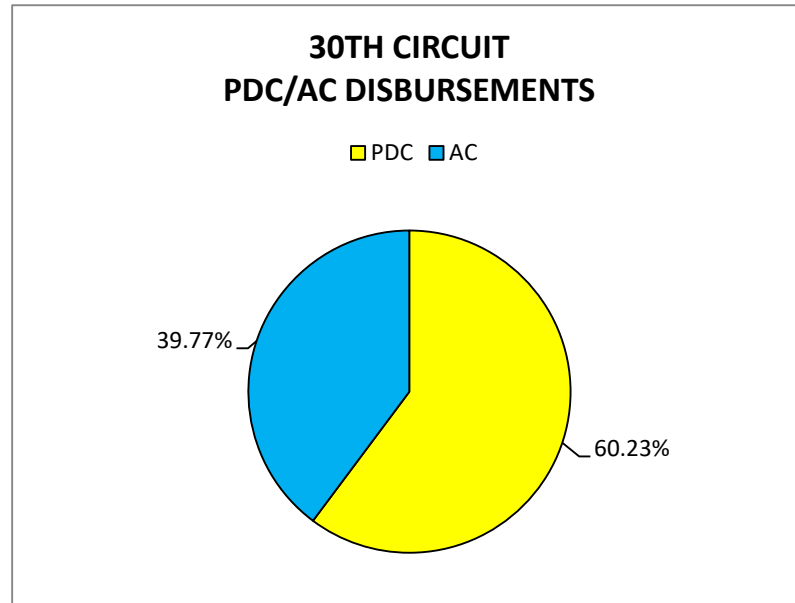

CASE TYPES	PDC	AC	TOTAL	%PDC	%AC	PDC DISBURSEMENTS	AC DISBURSEMENTS	TOTAL	%PDC	%AC
	FELONY	162	83	245	66.12%	33.88%	\$341,868.26	\$551,446.96	\$893,315.22	38.27%
MISD.	231	27	258	89.53%	10.47%					
MH	30	-	30	100.00%	0.00%	AVG PDC COST	AVG AC COST			
JUVENILE	16	3	19	84.21%	15.79%	PER CASE	PER CASE			
PAR./PROB	1	3	4	25.00%	75.00%					
TERM/ABUSE	44	222	266	16.54%	83.46%	\$686.48	\$1,603.04			
Habeas	-	1	1	0.00%	100.00%					
Supreme Court	-	5	5	0.00%	100.00%					
Muni. Court	-	-	-							
OTHER	14	-	14	100.00%	0.00%					
TOTAL	498	344	842	59.14%	40.86%					



30TH CIRCUIT (MINGO COUNTY)

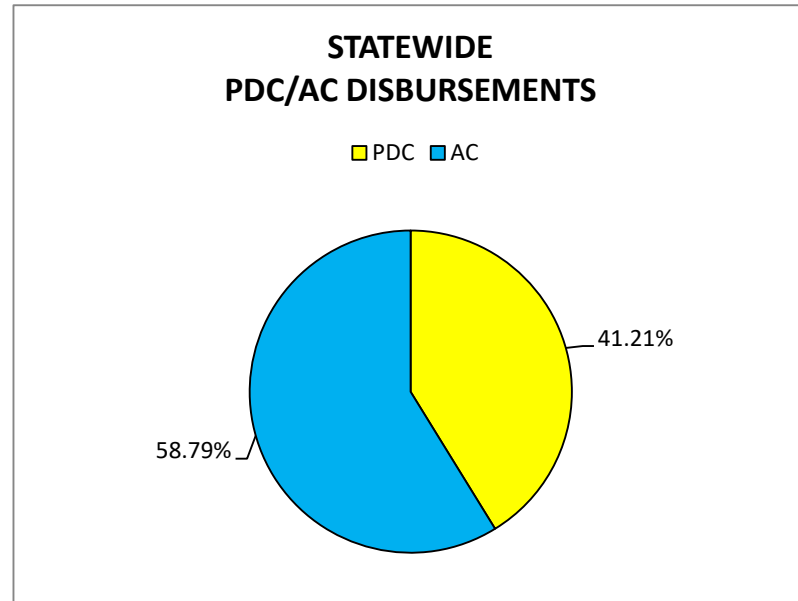
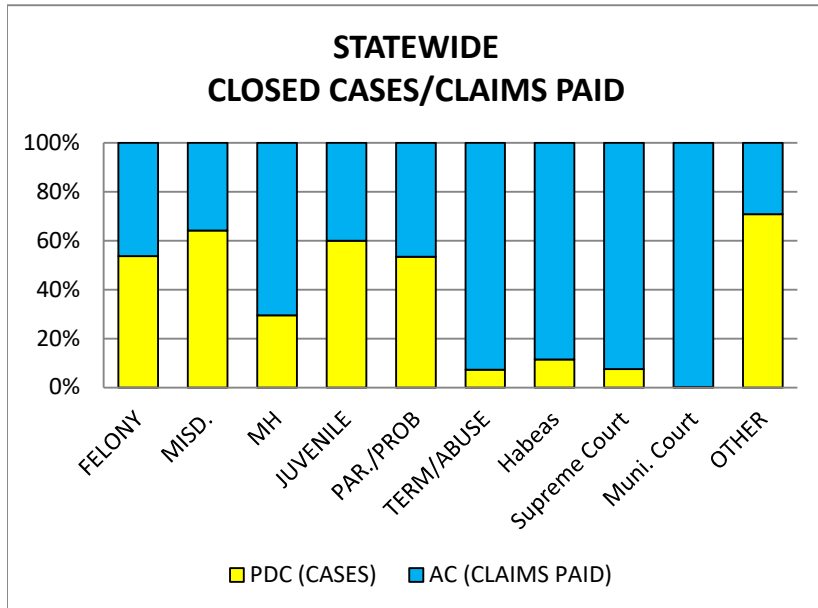
PDC CASES CLOSED COMPARED TO AC CLAIMS PAID FY 2020

CASE TYPES	PDC	AC	TOTAL	%PDC	%AC	PDC DISBURSEMENTS	AC DISBURSEMENTS	TOTAL	%PDC	%AC
	FELONY	239	128	367	65.12%	34.88%	\$578,281.52	\$381,763.58	\$960,045.10	60.23%
MISD.	292	103	395	73.92%	26.08%					
MH	47	2	49	95.92%	4.08%	AVG PDC COST	AVG AC COST			
JUVENILE	12	12	24	50.00%	50.00%	PER CASE	PER CASE			
PAR./PROB	30	7	37	81.08%	18.92%					
TERM/ABUSE	-	146	146	0.00%	100.00%	\$876.18	\$949.66			
Habeas	12	-	12	100.00%	0.00%					
Supreme Court	-	2	2	0.00%	100.00%					
Muni. Court	-	-	-							
OTHER	28	2	30	93.33%	6.67%					
TOTAL	660	402	1,062	62.15%	37.85%					



**STATISTICS FOR BOTH PDC AND APPOINTED COUNSEL STATEWIDE
 PDC CASES CLOSED COMPARED TO ALL AC CLAIMS PAID FY 2020**

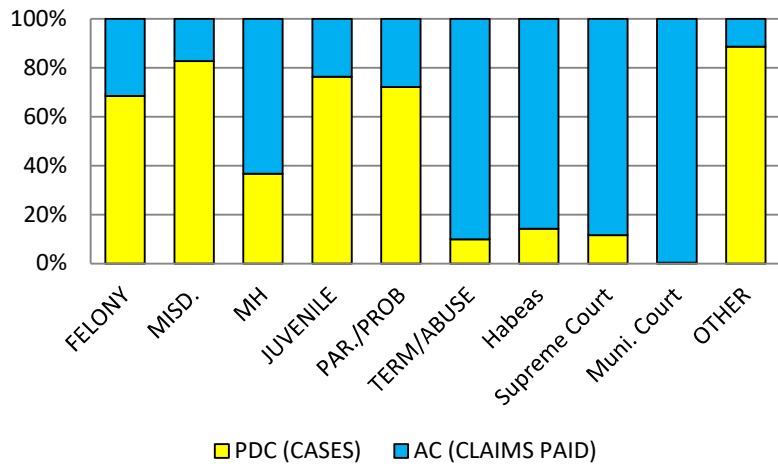
CASE TYPES	PDC	AC	TOTAL	%PDC	%AC	PDC DISBURSEMENTS	AC DISBURSEMENTS	TOTAL	%PDC	%AC
	FELONY	8,838	7,617	16,455	53.71%	46.29%	\$19,526,185.82	\$27,850,876.24	\$47,377,062.06	41.21%
MISD.	15,487	8,651	24,138	64.16%	35.84%	AVG PDC COST PER CASE	AVG AC COST PER CASE			
MH	893	2,139	3,032	29.45%	70.55%					
JUVENILE	2,261	1,512	3,773	59.93%	40.07%	\$615.11	\$860.21			
PAR./PROB	1,658	1,447	3,105	53.40%	46.60%					
TERM/ABUSE	739	9,372	10,111	7.31%	92.69%					
Habeas	23	178	201	11.44%	88.56%					
Supreme Court	18	221	239	7.53%	92.47%					
Muni. Court	1	487	488	0.20%	99.80%					
OTHER	1,826	753	2,579	70.80%	29.20%					
TOTAL	31,744	32,377	64,121	49.51%	50.49%					



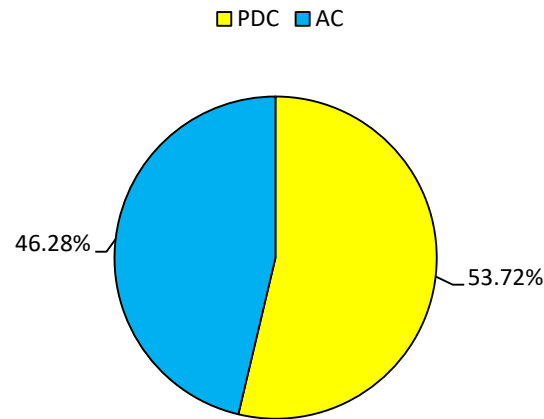
ALL PUBLIC DEFENDER CORPORATION CIRCUITS (19 CIRCUITS, 30 COUNTIES) (Excludes Mason County)
PDC CASES CLOSED COMPARED TO AC CLAIMS (WITHIN PDC CIRCUITS) PAID FY 2020

CASE TYPES	PDC	AC	TOTAL	%PDC	%AC	PDC	AC	TOTAL	%PDC	%AC
						DISBURSEMENTS	DISBURSEMENTS			
FELONY	8,838	4,074	12,912	68.45%	31.55%	\$19,526,185.82	\$16,822,637.62	\$36,348,823.44	53.72%	46.28%
MISD.	15,487	3,241	18,728	82.69%	17.31%	AVG PDC COST PER CASE	AVG AC COST PER CASE			
MH	893	1,543	2,436	36.66%	63.34%					
JUVENILE	2,261	702	2,963	76.31%	23.69%	\$615.11	\$949.31			
PAR./PROB	1,658	639	2,297	72.18%	27.82%					
TERM/ABUSE	739	6,696	7,435	9.94%	90.06%					
Habeas	23	139	162	14.20%	85.80%					
Supreme Court	18	137	155	11.61%	88.39%					
Muni. Court	1	317	318	0.31%	99.69%					
OTHER	1,826	233	2,059	88.68%	11.32%					
TOTAL	31,744	17,721	49,465	64.17%	35.83%					

**CLOSED CASES/CLAIMS PAID
WITHIN PDC CIRCUITS**



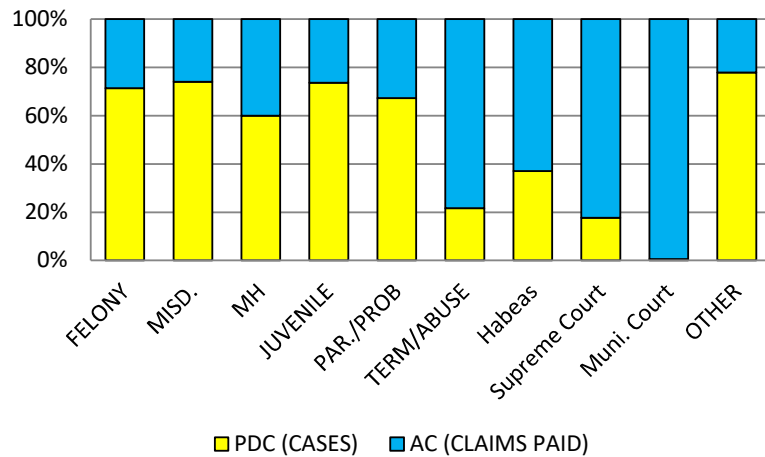
**PDC/AC DISBURSEMENTS
WITHIN PDC CIRCUITS**



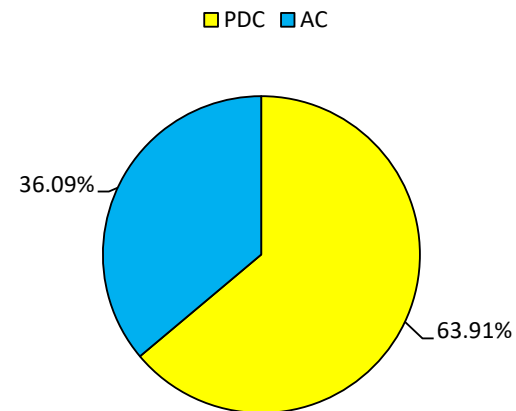
STATISTICS FOR BOTH PDC AND APPOINTED COUNSEL STATEWIDE (LESS AC CLAIMS IN PDC CIRCUITS)
PDC CASES CLOSED COMPARED TO AC CLAIMS PAID FY 2020
 (Includes Mason County)

CASE TYPES	PDC	AC	TOTAL	%PDC	%AC	PDC	AC	TOTAL	%PDC	%AC
						DISBURSEMENTS	DISBURSEMENTS			
FELONY	8,838	3,543	12,381	71.38%	28.62%	\$ 19,526,185.82	\$ 11,028,238.62	\$30,554,424.44	63.91%	36.09%
MISD.	15,487	5,410	20,897	74.11%	25.89%					
MH	893	596	1,489	59.97%	40.03%	AVG PDC COST	AVG AC COST			
JUVENILE	2,261	810	3,071	73.62%	26.38%	PER CASE	PER CASE			
PAR./PROB	1,658	808	2,466	67.23%	32.77%					
TERM/ABUSE	739	2,676	3,415	21.64%	78.36%	\$615.11	\$752.47			
Habeas	23	39	62	37.10%	62.90%					
Supreme Court	18	84	102	17.65%	82.35%					
Muni. Court	1	170	171	0.58%	99.42%					
OTHER	1,826	520	2,346	77.83%	22.17%					
TOTAL	31,744	14,656	46,400	68.41%	31.59%					

CLOSED CASES/CLAIMS PAID STATEWIDE (LESS AC IN PDC CIRCUITS)




PDC/AC DISBURSEMENTS STATEWIDE (LESS AC IN PDC CIRCUITS)



Appendix D

Appointed Counsel Payee Totals



Miranda Rights (the police obligation to inform you of your Fifth Amendment right of an individual to refuse "to be a witness against" themselves and Sixth Amendment right to an attorney) was established in Miranda v. Arizona (1966).

Ernesto Miranda was not informed of his rights prior to the police interrogation. During the two-hour interrogation, Miranda allegedly confessed to committing the crimes, which the police apparently recorded. Miranda, who had not finished ninth grade and had a history of mental instability, had no counsel present. At trial, the prosecution's case consisted solely of his confession.

Fees & Expenses Paid by Payee Total Claims in Descending Order

- **Attorney Fees**
- **Direct Expenses**
- **Rojas**

Fees & Expenses Paid by Payee Total Claims in Alphabetical Order

- **Attorney Fees**
- **Direct Expenses**
- **Rojas**

Travel Claims

Top 100 Highly Compensated Panel Attorneys with In/Out of Court Hours – Five Year Comparison (Fiscal Years 2014 – 2018)

**PUBLIC DEFENDER SERVICES
APPOINTED COUNSEL FEES AND EXPENSES PAID
TOTALS**

Category	TOTAL \$	# OF CLAIMS
Fees	27,490,542.78	40,066
Direct Expenses	333,616.66	312
Rojas	26,716.80	7
Fiscal Year 2020 Total	27,850,876.24	40,385

**PUBLIC DEFENDER SERVICES
 APPOINTED COUNSEL FEES AND EXPENSES PAID**

FEES		(DESCENDING ORDER BY TOTAL \$)		
*	PAYEE	TOTAL \$	# OF CLAIMS	OFFICE LOCATION
	THE BISCHOFF LAW FIRM PLLC	293,701.00	246	SHEPHERDSTOWN, WV
	CHILDLAW SERVICES INC	286,876.88	99	PRINCETON, WV
	HUGHART LAW OFFICE	267,906.07	212	SISSONVILLE, WV
	SHERMAN LAWRENCE E JR LC	254,341.44	427	ROMNEY, WV
*	WHITEMAN BURDETTE PLLC	230,467.10	324	FAIRMONT, WV
	ROSINSKY LAW OFFICE	227,092.79	161	HUNTINGTON, WV
*	VICTOR & VICTOR LLP	221,969.45	286	CHARLESTON, WV
*	PRENTICE TIMOTHY H	220,876.45	427	ELKINS, WV
*	RUTH LAW OFFICES PLLC	220,008.25	236	WINFIELD, WV
*	MOUNTAINEER LEGAL SERVICES PLLC	214,245.61	511	GRAFTON, WV
*	NESSEL LAW FIRM	209,833.54	198	HUNTINGTON, WV
	CHILDERS SHARON	198,341.11	263	CHARLESTON, WV
*	HINERMAN HOLLY W	192,889.44	212	MORGANTOWN, WV
*	BULLMAN & BULLMAN	190,928.79	255	CHARLESTON, WV
*	DAVIS GREGG PHILLIP	177,051.97	230	ARTHURDALE, WV
*	KELLEY DAVID B LAW OFFICE OF	174,963.28	91	BLUEFIELD, VA
*	SOUTHERN WV LAW CLINIC	171,319.45	102	BECKLEY, WV
*	CAMPBELL & SMITH PLLC	169,330.10	253	CHARLESTON, WV
*	FUNKHOUSER & SMITH PLLC	164,526.39	346	FAIRMONT, WV
*	J A M LAW PLLC	161,294.88	222	HARRISVILLE, WV
*	MURPHY S SEAN PLLC	153,258.16	169	MORGANTOWN, WV
*	ISNER LAW OFFICE LC INC	152,150.91	389	ELKINS, WV
*	HAGER & LAWSON PLLC	148,715.46	339	PRINCETON, WV
*	HARVEY & JANUTOLO	147,319.42	99	BLUEFIELD, WV
	WHITE & CLYBURN LAW OFFICES	147,277.80	151	MOUNDSVILLE, WV
*	LOCKWOOD JAMELLA L	142,611.28	277	BUCKHANNON, WV
*	HIVELY HERBERT L	141,265.51	340	CHARLESTON, WV
*	PRITT & SPANO PLLC	139,639.15	222	CHARLESTON, WV
*	SNEAD M E PLLC LAW FIRM OF	139,214.48	323	WEBSTER SPRINGS, WV
*	FLINCHUM R KEITH	139,186.32	211	PRINCETON, WV
*	WHITT MICHAEL R	138,961.82	70	LEWISBURG, WV
*	GRUNAU LAW OFFICES PLLC	136,994.06	110	MORGANTOWN, WV
	ESCUE LAW OFFICE	133,692.87	310	HURRICANE, WV
*	JOHNSON REBECCA S LAW OFFICE OF	133,239.21	112	CHARLESTON, WV
	LONG ROBBY N LC LAW OFFICE OF	132,606.06	226	HURRICANE, WV
*	KOSTENKO & OSGOOD LC	131,286.50	368	DANIELS, WV
	LYONS PHILLIPS LEGAL GROUP PLLC	130,644.04	138	MORGANTOWN, WV
*	RICHARDSON IRA PLLC LAW OFFICE OF	130,626.32	193	CLARKSBURG, WV
*	WIEDEL DIANA CARTER	129,708.55	115	WILLIAMSON, WV
*	HATFIELD KAREN S PLLC LAW OFFICE OF	128,263.92	229	GILBERT, WV
*	EDMOND & BAUM PLLC	128,116.28	201	WHEELING, WV
*	MOLAW PLLC	127,844.58	256	WEIRTON, WV
	JURCO JOHN M	125,942.76	65	ST CLAIRSVILLE, OH
*	RUMORA & RUMORA LC	125,170.52	204	WILLIAMSON, WV
*	TINGLER GREGORY R	124,869.20	164	ELKINS, WV
	GARRETT & GARRETT	124,004.14	141	MOOREFIELD, WV
	MOSES JOSEPH J	123,070.06	68	WHEELING, WV
	WHITEMAN FRANCES C	122,711.89	91	FAIRMONT, WV
*	POWELL ERIC K	122,382.40	169	PARKERSBURG, WV
	DYE JEFFREY O II PLLC LAW OFFICE OF	122,023.27	319	PARKERSBURG, WV
*	DINARDI PETER D	121,861.64	74	MORGANTOWN, WV
	WEATHERHOLT LEGAL SERVICES PLLC	121,315.94	164	MOOREFIELD, WV

* - Uses Third Party Financing

**PUBLIC DEFENDER SERVICES
 APPOINTED COUNSEL FEES AND EXPENSES PAID**

FEES		(DESCENDING ORDER BY TOTAL \$)		
*	PAYEE	TOTAL \$	# OF CLAIMS	OFFICE LOCATION
*	MOFFATT CHRISTOPHER G	120,694.79	133	CHARLESTON, WV
	KURELAC LAW OFFICE	120,632.32	104	WHEELING, WV
*	SINKKANEN DREAMA D LAW OFFICES OF	120,425.27	138	CLARKSBURG, WV
*	FOLICKMAN & TURKETT PLLC LAW OFFICE OF	120,252.07	532	FAIRMONT, WV
	BAKER & HONAKER PLLC	119,084.00	191	RIPLEY, WV
*	RICHARDSON DAVID B LAW OFFICE	118,621.14	182	WINFIELD, WV
	HAMILTON CHARLES R	118,334.28	182	CHARLESTON, WV
	MCGRAW LAW OFFICES	118,216.52	131	PROSPERITY, WV
	HILL SUSIE ATTORNEY AT LAW PLLC	117,859.35	50	CROSS LANES, WV
*	ANDERSON JOHN CLARK	116,705.69	133	LEWISBURG, WV
*	CHATTIN ANDREW B	115,769.54	167	CHARLESTON, WV
	STARCHER HEATHER L LAW OFFICE OF	115,600.62	101	PARKERSBURG, WV
*	SHAW & SHAW LC	114,505.14	251	POINT PLEASANT, WV
*	GARVIN LAW PLLC	114,033.86	138	NUTTER FORT, WV
*	BAILEY BRIAN W	112,786.65	193	BUCKHANNON, WV
*	NANNERS LAW OFFICE PLLC	112,603.67	173	BUCKHANNON, WV
	SCALES LAW OFFICE	112,302.33	89	MARTINSBURG, WV
	BRAMBLE MARK A	112,130.99	156	CHARLESTON, WV
	CLAY LAW FIRM PLLC	111,509.34	73	FAYETTEVILLE, WV
	SAAD DIXON LAW OFFICE PLLC	111,141.90	71	HUNTINGTON, WV
	BELLOMY & TURNER LC	110,367.16	272	HUNTINGTON, WV
	STEDMAN & RIDDELL	110,026.13	171	MARTINSBURG, WV
*	MORGAN DENNIE S	109,533.95	177	MOUNT HOPE, WV
*	REDMAN & PAYNE	109,219.49	74	CHARLESTON, WV
	WHITE KEITH ATTORNEY AT LAW	109,086.51	90	ST MARYS, WV
*	DAVIS JEFFERY A	107,864.76	109	CLAY, WV
	NESTOR WILLIAM T PLLC	106,358.70	172	ELKINS, WV
*	AHLBORN COURTNEY L PLLC LAW OFFICE OF	106,006.89	238	PARKERSBURG, WV
	PLANTS LAW FIRM PLLC	105,051.50	168	S CHARLESTON, WV
*	HOLSTEIN LAW OFFICE	104,178.91	163	HURRICANE, WV
*	MCCLUNG LAW OFFICES	103,354.32	245	CHARLESTON, WV
*	NEISWONGER & WHITE	102,782.65	242	MOUNDSVILLE, WV
*	BLAIR JERRY	102,367.12	103	CLARKSBURG, WV
*	ANDERSON ERIC B PLLC	102,333.49	158	HUNTINGTON, WV
*	DILLON WELLS H	100,372.41	78	PARKERSBURG, WV
	THE KUHL LAW OFFICE PLLC	99,958.13	149	HURRICANE, WV
*	KAVITZ LAW PLLC	99,553.97	253	CHARLESTON, WV
*	SAFCSAK MICHAEL PLLC LAW OFFICE OF	99,117.59	206	FAIRMONT, WV
*	SHOUGH SCOTT A	98,473.07	160	FAIRMONT, WV
*	MAGANN LAW OFFICE PLLC	98,161.73	140	BLUEFIELD, WV
*	CLINE TENISHA DAWN	97,783.46	231	BAIDEN, WV
*	OSHOWAY F JOHN	97,158.29	110	GRANTSVILLE, WV
*	DOTSENKO LAW OFFICES PLLC	97,002.33	85	CHARLESTON, WV
	SHAFFER LAW	96,050.52	171	CHARLESTON, WV
*	FREEMAN LAW OFFICES	95,457.57	147	CHARLESTON, WV
	MIELKE WAYNE ROBERT	94,692.36	32	WELLSBURG, WV
	DUNLAP ROBERT ESQ PLLC	93,435.81	72	BECKLEY, WV
	COURTRIGHT LAW OFFICES PLLC	91,526.13	107	HURRICANE, WV
*	MICK REBECCA E	91,013.15	123	CHARLESTON, WV
*	JANUTOLO LAW PLLC	89,445.08	202	PRINCETON, WV
*	WILCOX TIMBERA C	89,421.37	201	CHARLESTON, WV
*	DEMOSS DAVID B	88,441.75	122	FAIRMONT, WV

* - Uses Third Party Financing

**PUBLIC DEFENDER SERVICES
 APPOINTED COUNSEL FEES AND EXPENSES PAID**

FEES		(DESCENDING ORDER BY TOTAL \$)		
*	PAYEE	TOTAL \$	# OF CLAIMS	OFFICE LOCATION
*	RICE WILLIAM T	87,454.02	49	MARTINSBURG, WV
	EASTON BRENT ATTORNEY AT LAW PLLC	87,110.65	187	DAVIS, WV
*	COOK LAW OFFICES PLLC	86,847.68	150	BARBOURSVILLE, WV
	BLAIR LAW FIRM PLLC	86,329.66	106	VIRGINIA BEACH, VA
*	GUNN ERICA BRANNON ATT AT LAW PLLC	85,492.94	516	SPENCER, WV
*	EVANS THOMAS HANNA PLLC	84,184.22	118	OCEANA, WV
	ROLLO LANCE E	82,913.46	113	MORGANTOWN, WV
	MARTIN JAMES RUDOLPH	82,295.78	67	CHARLESTON, WV
	GREGORY BETTY SUE CLARK	80,657.48	97	LINN, WV
	BAYLISS SHAWN D	79,018.25	106	HURRICANE, WV
	SHAY JAMES EDWARD JR	78,990.50	75	BRUCETON MILLS, WV
	MOORE JUSTON H PLLC	78,850.79	137	WAYNE, WV
*	NOLAN LAW FIRM	78,656.34	217	LAVALETTE, WV
	WILSON CHRISTOPHER M PLLC LAW OFFICE OF	78,361.46	84	FAIRMONT, WV
*	FITTRO JONATHAN	78,339.40	60	CLARKSBURG, WV
	HAWKINS JAMES E JR	78,304.86	149	BUCKHANNON, WV
*	STARACHER KENNY R	78,206.50	73	CHARLESTON, WV
	MICHAEL GREGORY G	78,138.52	172	FAIRMONT, WV
	RESETER ANDREW TYLER	77,894.57	126	MORGANTOWN, WV
*	WRIGHT STEVEN MCKAY	77,571.38	103	HUNTINGTON, WV
	BLANKENSHIP LAW	77,148.15	47	BARBOURSVILLE, WV
*	WORKMAN ELLIOTT E PLLC	77,123.81	145	MADISON, WV
	CASELL & CREWE PC	76,834.56	115	WYTHEVILLE, VA
*	MEADOWS TODD R	76,637.19	82	ONA, WV
	PANEPINTO MARK D	76,047.50	28	WHEELING, WV
	ANTOLINI KRISTEN D	75,747.27	108	MORGANTOWN, WV
	NELSON LEGAL SERVICES LC	75,150.09	123	PETERSBURG, WV
	LORD JASON S	75,051.02	129	CHARLESTON, WV
*	BRISCOE L SCOTT	74,795.27	196	DANVILLE, WV
	TREADWAY JOHN H JR	74,603.19	110	MOOREFIELD, WV
*	WILLIAMS DEAN E	74,489.33	160	GLEN DALE, WV
	BLYLER HOWARD J	73,456.04	105	COWEN, WV
*	DAVIS KEVIN P	73,397.22	166	CHARLESTON, WV
	RODGERS JEFFREY S	73,292.09	82	LEWISBURG, WV
*	NAVY L VICTOR	73,015.22	119	BARBOURSVILLE, WV
*	WILSON LAW OFFICE	72,918.00	194	KEYSER, WV
	KETTERING DELLIGATTI LAW OFFICES PLLC	72,187.07	142	FAIRMONT, WV
*	ADKINS DONNIE L II PLLC LAW OFFICE OF	72,018.53	87	CHARLESTON, WV
	CAMPBELL WOODS PLLC	71,715.22	50	HUNTINGTON, WV
*	BELL SIDNEY H	71,261.95	70	BEAVER, WV
	WILLIAMS JOHN E JR	71,184.81	142	PRINCETON, WV
	STEPTOE & JOHNSON PLLC	70,156.41	72	BRIDGEPORT, WV
	GREEN LISA A LAW OFFICE OF	69,879.51	31	SHEPHERDSTOWN, WV
	EVERETT MARK ATTORNEY AT LAW PLLC	69,574.79	101	MORGANTOWN, WV
*	ADAMS LAW FIRM PLLC	69,562.66	48	MARTINSBURG, WV
*	SCOTT JOHN A	69,043.70	92	CLARKSBURG, WV
*	COLVIN NICHOLAS FORREST ESQ PLLC LAW OFFICE OF	68,954.94	45	MARTINSBURG, WV
	LAMBERT LAW OFFICES PLLC	68,867.78	48	HURRICANE, WV
*	BROCK MATTHEW C	68,727.65	72	MORGANTOWN, WV
*	TYSON DAVID R	68,542.84	141	HUNTINGTON, WV
*	LEFLER & BOGGS PLLC	67,782.13	77	BECKLEY, WV
*	WALKER LELA ATTY AT LAW PLLC	67,496.42	199	OCEANA, WV

* - Uses Third Party Financing

**PUBLIC DEFENDER SERVICES
 APPOINTED COUNSEL FEES AND EXPENSES PAID**

FEES		(DESCENDING ORDER BY TOTAL \$)		
*	PAYEE	TOTAL \$	# OF CLAIMS	OFFICE LOCATION
	SELDEN LAW OFFICES LC	66,976.07	48	BECKLEY, WV
*	BAILEY DENNIS R	66,330.26	84	CHARLESTON, WV
	MANYPENNY RAINES LAW OFFICE PLLC	65,336.74	47	CHESTER, WV
	HOBBS MARK E	65,058.95	73	CHAPMANVILLE, WV
	KURELAC PATRICIA A ATTORNEY AT LAW	64,822.27	74	MOUNDSVILLE, WV
	WOLFE B SCOTT PLLC LAW OFFICE OF	64,026.82	49	HARRISVILLE, WV
	YOHO AARON PAUL	63,595.20	118	KINGWOOD, WV
*	STURM HEIDI M GEORGI	63,574.04	53	FAIRMONT, WV
*	ROGERS JOHN C ATTORNEY AT LAW PLLC	63,383.65	126	MORGANTOWN, WV
	SHREVE LAW FIRM	62,954.13	120	MORGANTOWN, WV
*	CONWAY LAW OFFICE	62,776.99	100	HUNTINGTON, WV
*	WALL RANDALL D	62,704.50	376	HUNTINGTON, WV
	MATHERLY JEFFREY K	61,909.34	39	MARTINSBURG, WV
	MYERS JESSICA E	61,869.59	68	PARKERSBURG, WV
*	YOUNGER C CHRISTOPHER	61,776.58	77	WILLIAMSON, WV
	MCCLURE LAW PLLC	60,768.55	81	CLARKSBURG, WV
	SHUMAKER J BRANDON	60,701.17	80	MORGANTOWN, WV
*	SANDERS & AUSTIN	59,833.29	74	PRINCETON, WV
	PAYNE DEBBIE FLOWERS LAW OFFICE OF	59,276.37	34	CHARLES TOWN, WV
	CAREY JAMES T	58,845.48	116	WEIRTON, WV
	ROBEY J LAW PLLC	58,380.23	68	BRIDGEPORT, WV
*	HARMAN MARLA ZELENE	58,106.90	21	FRANKLIN, WV
	ADAMS LEGAL GROUP PLLC	58,009.97	73	MORGANTOWN, WV
	HUNTER LAW OFFICE	57,718.06	106	SCOTT DEPOT, WV
*	DEVORE LAW OFFICE PLLC	57,689.85	41	PARKERSBURG, WV
	RIST LAW OFFICE	57,337.17	73	FAYETTEVILLE, WV
*	KIRKPATRICK LAW OFFICE PLLC	57,220.17	64	BECKLEY, WV
	MILLER LATACHIA ESQUIRE PLLC	56,523.31	135	BECKLEY, WV
	GAIN LAW OFFICES	56,461.28	49	POOLESVILLE, MD
	VAN ZANT SUSAN J LC	56,376.55	79	WILLIAMSON, WV
*	MUNOZ A JOSEPH LAW FIRM OF	56,242.33	37	PARKERSBURG, WV
	BOWEN LAW OFFICE PLLC	56,217.59	132	WEST HAMLIN, WV
*	FAERBER KRISTOPHER	56,030.57	63	LEWISBURG, WV
*	HOLROYD FRED F	56,012.60	118	CHARLESTON, WV
	PULLIN FOWLER FLANAGAN BROWN & POE PLLC	55,845.08	60	CHARLESTON, WV
	DEHAVEN CARRIE F	55,516.09	60	LEWISBURG, WV
	GUNNOE LAW OFFICE	55,399.63	93	HINTON, WV
*	DALBY NANCY A ATTORNEY AT LAW	54,950.49	25	SHEPHERDSTOWN, WV
*	MORGAN DEAN	54,821.43	66	MORGANTOWN, WV
*	SIMMONS HUNTER LAW OFFICE OF	54,038.62	83	BUCKHANNON, WV
*	THOMPSON JOHN M	54,029.26	134	OAK HILL, WV
*	PETTIJOHN LAW GROUP LC	53,973.31	108	LEWISBURG, WV
	MOORE D KYLE	53,744.60	77	RIPLEY, WV
*	BURTON LAW OFFICE	53,656.28	71	MORGANTOWN, WV
*	BROOKS JOHN B	52,719.78	47	MORGANTOWN, WV
*	YOUNG WILLIAM PRENTICE PLLC	52,586.43	16	MARTINSBURG, WV
	FAIR MATTHEW HALL ATTORNEY AT LAW	52,292.35	133	ELKINS, WV
*	NETHKEN LAW OFFICE PLLC	52,209.29	241	MORGANTOWN, WV
*	DEAN LAW OFFICES PLLC	52,182.05	78	SAINT ALBANS, WV
	CWV LEGAL SERVICES	51,946.15	65	PUNTA GORDA, FL
	SCANTLEBURY PHILLIP A	51,527.44	71	PRINCETON, WV
*	TAYLOR & HINKLE ATTORNEY AT LAW INC	51,301.88	41	BECKLEY, WV

* - Uses Third Party Financing

**PUBLIC DEFENDER SERVICES
 APPOINTED COUNSEL FEES AND EXPENSES PAID**

FEES		(DESCENDING ORDER BY TOTAL \$)		
*	PAYEE	TOTAL \$	# OF CLAIMS	OFFICE LOCATION
	WHITE MAX H PLLC	51,149.64	153	KEYSER, WV
*	MASCIO DAVID A LAW OFFICE OF	51,070.82	26	WEIRTON, WV
*	FARQUHARSON WYCLIF SCOTT	50,976.64	96	BLUEFIELD, WV
	MAUSER BERNARD R	50,707.49	56	SUTTON, WV
*	FRANCIS ERIC M	50,493.48	41	LEWISBURG, WV
	STEDMAN JASON LAW OFFICES OF	50,296.44	72	MARTINSBURG, WV
	SHAFFER LAW OFFICES	48,613.63	30	WHEELING, WV
	THORNE STEVEN M	48,404.00	94	LOGAN, WV
	SANTA BARBARA M LAW OFFICE	48,286.71	131	MARTINSBURG, WV
	HUSON ALLISON K	48,250.58	53	HUNTINGTON, WV
	HOUCK G TODD ATTORNEY AT LAW LC	47,495.95	84	MULLENS, WV
	LONG LAW OFFICES PLLC	46,995.76	101	SCOTT DEPOT, WV
	THE FORD LAW FIRM PLLC	46,914.00	62	LEWISBURG, WV
	YOST BRIAN D	46,850.82	59	HURRICANE, WV
	HANDLEY & HUNT PLLC	45,930.62	86	POINT PLEASANT, WV
*	CISCO-STURGELL KATHRYN	45,184.50	35	LAVALETTE, WV
*	WOLFE WHITE & ASSOCIATES	44,828.08	155	LOGAN, WV
	ERHARD CRAIG P PLLC LAW OFFICES OF	44,488.50	83	FAIRMONT, WV
*	KRATOVIL LAW OFFICES PLLC	44,103.30	74	CHARLES TOWN, WV
*	RABER LAW OFFICES PLLC	44,056.79	57	SAINT MARYS, WV
	ROLLO EDMUND J	43,976.40	125	MORGANTOWN, WV
	KLIE LAW OFFICES PLLC	43,871.06	53	BUCKHANNON, WV
*	HALL SARA B PLLC THE LAW OFFICE OF	43,446.74	57	FAIRMONT, WV
*	LIVINGOOD ROBB	43,346.74	55	MORGANTOWN, WV
*	POWELL ANDREA P	43,090.47	26	PRINCETON, WV
*	BRAGG STEVEN M PLLC LAW OFFICE OF	42,978.56	103	BARBOURSVILLE, WV
	MANCHIN INJURY LAW GROUP PLLC	42,725.39	31	FAIRMONT, WV
	NOGAY CATHRYN A	42,599.62	31	WEIRTON, WV
	SHAFFER & SHAFFER	42,584.01	97	MADISON, WV
	JUBA-PLUMLEY ROSALEE	42,485.20	25	ELEANOR, WV
	HYLTON LAW OFFICE PLLC	42,308.35	33	BEAVER, WV
*	HOLLANDSWORTH RICHARD W	41,864.47	71	WHEELING, WV
	STEED DEBRA L PLLC	41,752.40	33	PARKERSBURG, WV
	HELMICK TERRI ATTORNEY AT LAW	41,630.83	47	LEWISBURG, WV
*	AMICK PHILLIP RAY	41,379.58	66	LOGAN, WV
	ARNOLD & BAILEY PLLC	40,808.55	61	CHARLES TOWN, WV
*	BLACKWATER LAW PLLC	40,618.16	27	KINGWOOD, WV
	MORGAN WARD LAW OFFICE OF	40,607.81	40	BLUEFIELD, WV
	GENTILOZZI & ASSOCIATES	40,369.77	127	CLARKSBURG, WV
	SKLAVOUNAKIS LAW OFFICE	40,201.00	76	WHEELING, WV
	WALLACE MICHAEL K	40,126.71	47	SOUTH CHARLESTON, WV
*	PARKULO JOHN F	40,001.50	43	DANIELS, WV
	ORNDORFF JOSHUA W PLLC	39,582.00	93	MOOREFIELD, WV
	MCCLURE GOAD PLLC	39,114.48	206	HUNTINGTON, WV
	POWER BECK & MATZUREFF	39,002.93	30	MARTINSBURG, WV
	FRAME JARED S ATTORNEY AT LAW PLLC	38,935.57	58	SUTTON, WV
	DICKEN LAW PLLC	38,692.49	52	MORGANTOWN, WV
	TORRES GEORGE M	38,627.44	38	PARKERSBURG, WV
	GREGORY J LAW FIRM LC	38,520.06	27	OAKLAND, MD
	PRALL THOMAS J	38,038.84	93	WESTON, WV
*	CHRIST KATRINA M ATTORNEY AT LAW	37,915.95	24	VIENNA, WV
	PRATT LENA D	37,563.80	48	LOGAN, WV

* - Uses Third Party Financing

**PUBLIC DEFENDER SERVICES
 APPOINTED COUNSEL FEES AND EXPENSES PAID**

FEES		(DESCENDING ORDER BY TOTAL \$)		
*	PAYEE	TOTAL \$	# OF CLAIMS	OFFICE LOCATION
	CONAWAY & CONAWAY	37,301.18	90	MADISON, WV
*	COLLINS LAW OFFICE PLLC	37,159.50	70	CHARLESTON, WV
	TAYLOR PAUL G PLLC LAW OFFICES OF	37,099.28	31	MARTINSBURG, WV
	HAYNIE BELINDA A	36,864.87	14	MORGANTOWN, WV
	BOTTNER & ASSOCIATES ATTORNEYS AT LAW	36,789.20	63	CHARLES TOWN, WV
*	LYALL JERRY M	36,614.91	59	WILLIAMSON, WV
	BARNETT KENNETH J LC	36,586.52	28	SUMMERSVILLE, WV
	KUENZEL & ASSOCIATES PLLC	36,263.69	71	CHAPMANVILLE, WV
	MCCOY JAMES A	36,247.39	54	HAMLIN, WV
	HUFFMAN WILLIAM O	36,041.40	52	PRINCETON, WV
	KUHN & HAINES LC	35,613.73	65	KEYSER, WV
	MCCOY INJURY LAW PLLC	35,476.06	36	FAIRMONT, WV
*	SCHEETZ CHRISTOPHER A	35,432.62	28	FOLLANSBEE, WV
*	ASBURY LAW OFFICE PLLC	35,174.72	22	CLAY, WV
	BEAN & BEAN	34,622.70	55	MOOREFIELD, WV
	BREWER & GIGGENBACH PLLC	34,494.15	14	MORGANTOWN, WV
	TICHENOR LAW OFFICE	34,416.13	59	FAIRMONT, WV
	PENNINGTON WILLIAM L	34,209.84	38	MORGANTOWN, WV
	STEWART P ZACHARY LAW OFFICE OF	34,196.42	24	WEIRTON, WV
	KARICKHOFF DAVID	34,144.73	88	SUTTON, WV
*	YANNI LAW FIRM	34,071.15	117	MARTINSBURG, WV
	KATZ KANTOR STONESTREET & BUCKNER PLLC	33,967.67	31	PRINCETON, WV
*	TATE REBECCA L	33,601.00	44	FAIRMONT, WV
*	WILDMAN ERIC KEITH	33,512.19	39	FAIRMONT, WV
	DALTON NIC LAW PLLC	33,439.11	45	PT PLEASANT, WV
*	FARNSWORTH LAW OFFICE	33,326.84	30	PARKERSBURG, WV
	ROZAS LAW OFFICE LLC	33,248.51	61	CUMBERLAND, MD
*	CISCO ROBIN	33,185.88	47	WILLIAMSON, WV
*	YOUNGER CULLEN C ATTORNEY AT LAW	33,163.50	46	WILLIAMSON, WV
*	DEMPSTER BRIAN C	33,121.47	67	WILLIAMSTOWN, WV
	MORGAN DAMON B	32,864.84	119	POINT PLEASANT, WV
	GREINER & CYRUS LC	32,446.41	36	HUNTINGTON, WV
	DONADIEU LAW	32,414.11	20	WINCHESTER, VA
*	BAILEY LEGAL SERVICES PLLC	32,389.69	31	BARBOURSVILLE, WV
*	KLATT LAW OFFICES PLLC	32,100.06	26	WHEELING, WV
	THOMPSON DAVID G	31,339.13	103	PINEVILLE, WV
	HILL LAW FIRM PLLC	31,077.33	35	CHARLESTON, WV
	CALLAGHAN & CALLAGHAN PLLC	30,992.56	19	SUMMERSVILLE, WV
*	KIRBY & ASHLEY LC	30,945.94	38	BECKLEY, WV
	REED JEFFREY B ATTORNEY PLLC	30,938.20	24	PARKERSBURG, WV
	HEDGES JONES WHITTIER & HEDGES	30,903.67	37	SPENCER, WV
*	RAY LAW PLLC	30,505.53	42	MORGANTOWN, WV
	ATTORNEY CRAWLEY-WOODS	30,503.13	25	MARTINSBURG, WV
	NOONE ROBERT T	30,365.62	11	GADSDEN, AL
*	CONRAD & CONRAD	29,834.49	32	FAYETTEVILLE, WV
*	DOLANCE JACK C PLLC	29,657.47	9	WAYNE, WV
	DAWSON LAW OFFICE PLLC	28,805.95	25	WHEELING, WV
*	SAL SELLARO CULPEPPER LEGAL GROUP PLLC	28,745.64	144	WESTOVER, WV
*	ALEXANDER LAW OFFICES PLLC	28,418.63	20	WEIRTON, WV
	CLINE LAW	28,165.00	32	WEIRTON, WV
	THE BRIGHT LAW FIRM PLLC	27,821.42	53	KINGWOOD, WV
*	RYAN KOURTNEY A & ASSOCIATES	27,520.61	18	BUCKHANNON, WV

* - Uses Third Party Financing

**PUBLIC DEFENDER SERVICES
 APPOINTED COUNSEL FEES AND EXPENSES PAID**

FEES		(DESCENDING ORDER BY TOTAL \$)		
*	PAYEE	TOTAL \$	# OF CLAIMS	OFFICE LOCATION
	RJH LAW	27,400.74	73	INWOOD, WV
*	FROBLE MICHAEL E	27,392.00	21	BECKLEY, WV
	WILKINSON ROBERT E ATTORNEY AT LAW	27,387.04	18	HUNTINGTON, WV
*	PRITT JUSTIN D PLLC LAW OFFICE OF	27,301.36	40	MILTON, WV
	FORBES LAW OFFICES PLLC	26,997.85	23	CHARLESTON, WV
	CILIBERTI LAW OFFICE PLLC	26,545.73	27	FAYETTEVILLE, WV
	STEPHENS GLORIA M	26,400.05	28	WELCH, WV
	GAYDOS & TURNER PLLC	25,554.65	56	KINGWOOD, WV
*	CARY LAW OFFICE PLLC	25,483.67	130	CHARLESTON, WV
*	STACY LAW OFFICES	25,155.72	39	MORGANTOWN, WV
	MARTINO GARY J	25,094.50	42	ANMOORE, WV
	KEATON FRAZER & MILLESON PLLC	25,069.61	94	ROMNEY, WV
	DAVIS R STEPHEN	24,926.50	12	BECKLEY, WV
	SUTTON & JANELLE PLLC	24,397.46	47	MARTINSBURG, WV
	SHAHEEN LAW GROUP LLC	24,102.43	30	ST CLAIRSVILLE, OH
	BARNEY LAW PLLC	23,979.68	53	HURRICANE, WV
	GLOVER LEGAL PLLC	23,865.52	47	CLARKSBURG, WV
	MCGANN KIMBERLY E PLLC LAW OFFICE OF	23,786.50	40	HUNTINGTON, WV
	MANN & MANN LAW OFFICE	23,777.98	22	HINTON, WV
	PRIM LAW FIRM PLLC	23,026.67	51	HURRICANE, WV
*	CORNETTE LAW PLLC	22,861.12	18	WESTON, WV
*	WEESE TRACY	22,334.55	9	SHEPHERDSTOWN, WV
	STEWART JOYCE E	22,229.21	15	MOOREFIELD, WV
*	BEAVERS LAW FIRM PLLC	22,215.60	23	BLUEFIELD, WV
*	LUPARDUS LAW OFFICE	21,937.53	43	PINEVILLE, WV
	GALL D CONRAD	21,927.32	53	FAIRMONT, WV
	GUTMANN RICHARD M LC	21,698.44	15	MORGANTOWN, WV
	ROHRIG RANDAL W	21,335.98	20	PRINCETON, WV
*	PRICE SHANNON NICOLE	20,985.66	42	BEECH BOTTOM, WV
	KEENER RAYMOND III	20,734.50	27	CHARLESTON, WV
*	DAVENPORT & KNIPP PLLC	20,461.39	45	WEST HAMLIN, WV
*	BALDWIN LAW OFFICE PLLC	20,448.49	22	BLUEFIELD, WV
	GUTTA LAW PLLC	20,422.26	20	MORGANTOWN, WV
	ASH SCOTT A	20,369.03	19	ATHENS, WV
	MORGAN TONY	19,605.60	38	GRANTSVILLE, WV
	TAYLOR JENNIFER N	19,512.97	63	CHARLESTON, WV
	MARCUM LAW OFFICE PLLC	19,131.60	57	WILLIAMSON, WV
	BORROR MARIA ALMASE	18,383.58	10	MORGANTOWN, WV
	GEARY & GEARY LC	18,215.76	37	PETERSBURG, WV
*	APPALACHIAN LAW PLLC	18,158.91	18	MOUNDSVILLE, WV
	JARRELL CYNTHIA J	17,857.84	10	DANVILLE, WV
	WINTER KURT J	17,660.90	66	BURGETTSTOWN, PA
	SHARLEY MICHAEL J	17,651.66	38	WESTOVER, WV
	HART DAVID W	17,542.07	23	ELKINS, WV
	HOLDERBY TERRANCE JOSEPH LAW OFFICE OF	17,337.00	103	KEYSER, WV
	LEFLER DERRICK W ATTORNEY AT LAW	17,274.75	24	PRINCETON, WV
	MCDONALD STEVIE L THE LAW OFFICE OF	17,189.87	39	RIVESVILLE, WV
*	BLEVINS MICHAEL T	17,065.73	17	SAINT ALBANS, WV
	HARPER SETH PLLC LAW OFFICE OF	16,837.83	12	RIPLEY, WV
	SLAVEY & SHUMAKER PLLC	16,803.64	22	MORGANTOWN, WV
*	JACOVETTY GERALD G JR LC	16,490.39	25	WHEELING, WV
	MICHAEL DIANE D	16,419.45	12	MANNINGTON, WV

* - Uses Third Party Financing

**PUBLIC DEFENDER SERVICES
 APPOINTED COUNSEL FEES AND EXPENSES PAID**

FEES		(DESCENDING ORDER BY TOTAL \$)		
*	PAYEE	TOTAL \$	# OF CLAIMS	OFFICE LOCATION
	LOGUE SEAN PLLC	16,411.50	10	CARNEGIE, PA
	TAYLOR DONNA E	16,387.07	54	PARKERSBURG, WV
	HARWOOD JASON D	16,331.75	47	LOGAN, WV
*	REDMAN TIFFANY D	16,271.01	9	CHARLESTON, WV
	EVANS J M LAW LLC	16,251.93	52	GALLIPOLIS, OH
	ROOP & SMITH LAW OFFICE PLLC	16,186.00	18	BECKLEY, WV
	LANTZ LAW OFFICE	16,141.02	14	MOUNDSVILLE, WV
	MANN & MANN ATTORNEYS AT LAW	16,024.40	13	HINTON, WV
	BOUCHILLON CROSSAN & COLBURN LC	15,957.41	9	HUNTINGTON, WV
	HARDY LAW FIRM	15,851.85	29	HILLSBORO, WV
*	STOBBS R RUSSELL	15,688.90	22	WESTON, WV
	NOONAN & NOONAN LLC	15,670.60	10	CUMBERLAND, MD
	HATFIELD & HATFIELD PLLC	15,447.82	36	MADISON, WV
	TYREE EMBREE & ASSOCIATES PLLC	15,215.71	42	HURRICANE, WV
	CARLTON ROBERT H LAW OFFICE	15,056.50	17	WILLIAMSON, WV
	STOLLINGS HARLEY E	15,008.52	19	SUMMERSVILLE, WV
	CICCARELLO DEL GUIDICE & LAFON	14,995.50	25	CHARLESTON, WV
	MAZE LESLIE L	14,799.55	16	ELIZABETH, WV
*	JEFFRIES NIGEL E ATTORNEY AT LAW PLLC	14,623.64	31	SOUTH CHARLESTON, WV
	HUNT LEGAL GROUP PLLC	14,284.62	21	MORGANTOWN, WV
*	FRYE ANDREW NEIL III	14,218.81	24	MORGANTOWN, WV
	SAMMONS OLIVERO & PARASCHOS PLLC	13,916.32	6	HUNTINGTON, WV
*	HAYDEN & ASSOCIATES LC	13,912.66	16	BECKLEY, WV
	HARBOUR PAULA L ATTORNEY AT LAW PLLC	13,779.09	15	HUNTINGTON, WV
*	MOORE & ASSOCIATES A PROFESSIONAL CORPORATION	13,764.18	16	CHESTER, WV
*	WARMAN CHERYL L	13,658.34	18	MORGANTOWN, WV
*	KING WAYNE	13,621.00	6	CLAY, WV
	STONE ROBERT C JR PLLC	13,516.52	13	MARTINSBURG, WV
	KAYSER LAYNE & CLARK PLLC	13,347.42	34	POINT PLEASANT, WV
	WITT LAW PLLC	13,301.39	8	HUNTINGTON, WV
	GLOVER CHRISTINE L	13,245.83	3	MARTINSBURG, WV
*	MIRHOSEINI DAVID ATTORNEY AT LAW	12,952.67	8	BRIDGEPORT, WV
	BOGARAD SHARON N	12,897.26	4	WEIRTON, WV
	JUDY & JUDY	12,861.50	19	MOOREFIELD, WV
	HILL DAVID L	12,699.61	39	HURRICANE, WV
	LOVE JAY CARTER	12,668.50	76	HUNTINGTON, WV
	HARDY PENCE PLLC	12,538.37	18	CHARLESTON, WV
	TIPTON LAW OFFICES	12,388.30	34	MORGANTOWN, WV
*	FLANIGAN LAW OFFICE	12,364.83	42	PRINCETON, WV
	GIANOLA BARNUM BECHTEL & JECKLIN LC	12,357.70	9	MORGANTOWN, WV
	TAYLOR PAUL G	12,059.87	17	MARTINSBURG, WV
	LACARIA PHILIP A	12,009.00	12	WELCH, WV
	STROEBEL & STROEBEL PLLC	11,933.73	8	CHARLESTON, WV
	SHAFFER MADIA LAW PLLC	11,774.73	16	MORGANTOWN, WV
	MOYE LAW OFFICE	11,695.18	37	WINFIELD, WV
	DYER LAW OFFICES	11,692.92	15	CLARKSBURG, WV
	SAVILLE ROYCE B PLLC	11,659.04	59	ROMNEY, WV
*	PRICE LOUIE T	11,561.84	9	CHARLESTON, WV
	DOWNEY MARY M	11,149.43	17	CHARLESTON, WV
	ILDERTON LAW PLLC	11,130.75	43	LOGAN, WV
	VITAL RICHARD L	11,083.00	13	BARBOURSVILLE, WV
	SCHARF WILLIAM H	10,956.72	6	CHARLESTON, WV

* - Uses Third Party Financing

**PUBLIC DEFENDER SERVICES
 APPOINTED COUNSEL FEES AND EXPENSES PAID**

FEES		(DESCENDING ORDER BY TOTAL \$)		
*	PAYEE	TOTAL \$	# OF CLAIMS	OFFICE LOCATION
*	GLASS DEFENSE FIRM	10,828.28	19	CLARKSBURG, WV
*	FURNER DEAN A ATTY AT LAW PLLC	10,790.58	129	PARKERSBURG, WV
	MCGEELAW	10,773.60	16	CHARLESTON, WV
*	TAYLOR ALLISON R	10,522.92	15	FAYETTEVILLE, WV
	BROWN-BAILEY COLLEEN MICHELLE	10,406.67	14	BECKLEY, WV
	BOWLES RICE LLP	10,355.00	19	CHARLESTON, WV
	WARD LAW OFFICES PLLC	10,240.66	15	BECKLEY, WV
	NEELY PAMELA JEAN GAMES ATTORNEY AT LAW	10,192.83	13	KEARNEYSVILLE, WV
	CATHER DREW A	10,094.47	25	MORGANTOWN, WV
	DOUGLASS ERNEST M	9,951.44	23	PARKERSBURG, WV
*	SUMMERS WILLIAM B	9,866.31	24	PARKERSBURG, WV
	OSBORNE & ASSOCIATES PLLC	9,804.99	18	PRINCETON, WV
	JAMES LAW FIRM	9,771.38	22	KEYSER, WV
	BALENOVICH JOHN J LAW OFFICES INC	9,691.83	19	CHARLESTON, WV
*	NEW STEPHEN P LC	9,611.62	17	BECKLEY, WV
	ATKINSON & POLAK PLLC	9,217.93	7	CHARLESTON, WV
*	STACY JAMES D	8,992.81	20	MORGANTOWN, WV
	DINSMORE & SHOHL LLP	8,940.60	22	CINCINNATI, OH
	LEBOW BETH L	8,881.19	10	MORGANTOWN, WV
*	MOSKO JOSEPH	8,829.17	16	FAYETTEVILLE, WV
	ESTES LISA A	8,792.32	3	HURRICANE, WV
	MASTERS IAN	8,631.15	14	CHARLES TOWN, WV
	BAILEY & GLASSER LLP	8,606.78	1	CHARLESTON, WV
*	COTTRILL TYLER K	8,588.03	10	MORGANTOWN, WV
*	EACHUS MICHAEL N	8,543.77	1	GALLIPOLIS, OH
	BALDWIN SHANNON LEE	8,426.76	9	HERNDON, VA
	TROZZO LOWERY WESTON & ROCK	8,331.48	15	CUMBERLAND, MD
	MOORE LAW FIRM PLLC	8,241.28	9	FRANKLIN, WV
	J LAW	8,202.63	31	VIENNA, WV
	WALTERS RICHARD J	8,158.55	6	PITTSBURGH, PA
	RICHARDSON RICHARDSON & CAMPBELL	8,149.92	26	PARKERSBURG, WV
	FINCH LAURA M ATTORNEY AT LAW	8,059.74	25	MARLINTON, WV
	MALLETT SHANE M LAW OFFICES	7,995.99	6	WHEELING, WV
	SNYDER & HASSIG	7,960.79	6	NEW MARTINSVILLE, WV
	BAILEY JAVINS & CARTER LC	7,855.18	6	SUMMERSVILLE, WV
	OGLE CANDACE L	7,844.00	26	MORGANTOWN, WV
*	FUGATE LORA L	7,757.79	3	HARTS, WV
	EAGLOSKI N EDWARD	7,655.85	19	HURRICANE, WV
	TISSUE PHILIP J	7,634.93	7	OAK HILL, WV
	SMITH MCMUNN & GLOVER PLLC	7,531.44	5	CLARKSBURG, WV
	WARNICK ELIZABETH B ATTORNEY	7,480.50	15	BRUCETON MILLS, WV
	TUCKER GREGORY A PLLC	7,267.08	6	SUMMERSVILLE, WV
	JACKSON KELLY PLLC	7,224.40	7	CHARLESTON, WV
	WRIGHT DAYA MASADA PLLC LAW OFFICE OF	6,578.94	4	BUCKHANNON, WV
	HENRY REGINALD D ATTORNEY AT LAW PLLC	6,371.00	10	BECKLEY, WV
	SPILMAN THOMAS & BATTLE PLLC	6,300.55	5	CHARLESTON, WV
	JOHNSON LAW OFFICE PLLC	5,960.07	15	ELEANOR, WV
*	PRITT & PRITT PLLC	5,948.00	2	CHARLESTON, WV
	MOORE DAVID K	5,898.55	7	RIPLEY, WV
	STROEBEL & JOHNSON PLLC	5,793.89	14	CHARLESTON, WV
	JACQUELYN STOUT BIDDLE	5,776.18	3	HUNTINGTON, WV
*	RILEY JAMES P IV ATTORNEY AT LAW PLLC	5,727.50	3	MARTINSBURG, WV

* - Uses Third Party Financing

**PUBLIC DEFENDER SERVICES
 APPOINTED COUNSEL FEES AND EXPENSES PAID**

FEES		(DESCENDING ORDER BY TOTAL \$)		
*	PAYEE	TOTAL \$	# OF CLAIMS	OFFICE LOCATION
	LEDFORD BRANDEN	5,601.16	10	PARKERSBURG, WV
	CRIMMEL MATTHEW	5,566.29	17	MORGANTOWN, WV
	KAUFMAN & MCPHERSON PLLC	5,542.07	3	BRIDGEPORT, WV
	BLACK ERIC S	5,460.26	3	BERKELEY SPRINGS, WV
	ADKINS LAW OFFICE PLLC	5,457.26	4	ONA, WV
*	FRENCH ELIZABETH A	5,385.82	9	PRINCETON, WV
	MCNEER HIGHLAND MCMUNN & VARNER LC	5,320.24	4	CLARKSBURG, WV
	BUSH FRANK P JR LAW OFFICE OF	5,289.58	10	ELKINS, WV
	KATZ WORKING FAMILIES LAW FIRM LC	4,980.95	5	CHARLESTON, WV
	CLARKE D RANDALL	4,850.10	10	CHARLESTON, WV
	SMITH CLINTON W	4,746.00	19	CHARLESTON, WV
*	DASCOLI LAW OFFICE	4,744.42	8	CHARLESTON, WV
	HAYHURST LAW PLLC	4,720.27	7	MORGANTOWN, WV
	TRUMP & TRUMP LC	4,703.75	3	BERKELEY SPRINGS, WV
	MARTIN LAW FIRM	4,677.12	12	NITRO, WV
	MILAM JAMES R II ATTORNEY AT LAW PLLC	4,674.50	15	SUMMERSVILLE, WV
	BARRAT ROBERT E	4,524.14	11	MARTINSBURG, WV
	RADMAN SCOTT S	4,442.65	9	MORGANTOWN, WV
	KUHL LAW OFFICE PLLC	4,313.96	12	SCOTT DEPOT, WV
	OLCOTT LAW OFFICE	3,895.35	11	CHARLESTON, WV
	FLAHERTY SENSABAUGH & BONASSO PLLC	3,891.88	5	CHARLESTON, WV
	WOODS JEFF C LAW OFFICE OF	3,886.10	11	SCOTT DEPOT, WV
	SAYRE TRAVIS LAW OFFICE OF	3,863.00	2	PARKERSBURG, WV
	MIZE LAW FIRM PLLC	3,826.23	2	BECKLEY, WV
	MORRISON PAUL V II ATTORNEY AT LAW	3,807.13	1	MARION, VA
	BRYAN CARSON N	3,777.80	4	CHARLESTON, WV
	POWELL & MAJESTRO PLLC	3,728.50	7	CHARLESTON, WV
	WESTON LAW A LEGAL CORP	3,584.22	3	HURRICANE, WV
*	ARBUCKLE DOUGLAS H	3,403.98	1	LEWISBURG, WV
*	MCPHERSON JIMMY SCOTT JR	3,369.80	15	PRINCETON, WV
	SELARIO MICHAEL D	3,300.03	7	CLARKSBURG, WV
	MOOREHEAD CHRISTOPHER S	3,289.73	5	FAYETTEVILLE, WV
*	GERLACH LAW	3,281.00	9	WAYNE, WV
	REESE PAUL KIPLING	3,098.59	1	CHARLESTON, WV
	VARNEY DONALD GEOFFREY	3,044.70	2	CATLETTSBURG, KY
	TRIPLETT & TRIPLETT LC	2,740.00	1	ELKINS, WV
	UMINA LEGAL PLLC	2,734.03	6	MORGANTOWN, WV
	BLOOM LEGAL GROUP PLLC	2,677.36	6	MORGANTOWN, WV
	FRAGILE PAT C	2,537.50	3	BECKLEY, WV
	ROBINSON & MCELWEE PLLC	2,463.80	5	CHARLESTON, WV
	SIMMERMAN LAW OFFICE PLLC	2,391.92	4	CLARKSBURG, WV
	WOOTON & WOOTON	2,185.43	7	BECKLEY, WV
	SMITH LILLY & BALL PLLC	2,133.94	4	PRINCETON, WV
	SKEEN KENNAD LEE II	2,075.54	1	RIPLEY, WV
*	MILLER JOSHUA J ATTORNEY AT LAW PLLC	2,053.94	4	BECKLEY, WV
	THARP LIOTTA & YOKUM LLP	2,032.21	4	FAIRMONT, WV
	GOLDSTEIN RICHARD M	2,014.00	1	PRINCETON, WV
	RODRIGUEZ VANESSA LYNN LAW OFFICES OF	1,992.75	8	FAIRMONT, WV
	MARINARO KRISTA L	1,902.54	3	MORGANTOWN, WV
*	JTJ LAW PLLC	1,834.37	2	HUNTINGTON, WV
*	PANCAKE JANE ANN	1,793.16	2	HUNTINGTON, WV
	SMITH RICHARD D JR LAW OFFICES OF	1,755.14	1	PARKERSBURG, WV

* - Uses Third Party Financing

**PUBLIC DEFENDER SERVICES
 APPOINTED COUNSEL FEES AND EXPENSES PAID**

FEES		(DESCENDING ORDER BY TOTAL \$)		
*	PAYEE	TOTAL \$	# OF CLAIMS	OFFICE LOCATION
	HANSBERRY LAW OFFICE PLLC	1,729.76	1	BRIDGEPORT, WV
	MATHEWS REBECCA ANN	1,659.25	4	CHARLESTON, WV
	MORELAND STEPHEN W	1,560.86	2	ROMNEY, WV
	MICHAEL NELSON M LC	1,553.80	4	KEYSER, WV
	WINDOM LAW OFFICES PLLC	1,450.51	3	HARRISVILLE, WV
	CURIA JOSEPH A III	1,443.30	1	CHARLESTON, WV
	DAWSON & MEADOWS LTD	1,350.00	1	HUNTINGTON, WV
	LUSK & BRADFORD PLLC	1,337.00	3	BECKLEY, WV
	JOHNSTON HOLROYD & ASSOCIATES	1,250.00	5	PRINCETON, WV
	ADAMS FISHER & CHAPPELL PLLC	1,248.00	2	RIPLEY, WV
	DONEGHY BRENDAN	1,246.60	5	CHARLESTON, WV
*	TACKETT MICHELLE L ATTORNEY AT LAW PLLC	1,238.10	1	HAMLIN, WV
	SWEENEY LAVERNE	1,234.00	7	GRAFTON, WV
*	KARR THOMAS B	1,177.00	1	VIENNA, WV
	MCQUADE RUTH A LAW OFFICE OF	1,090.97	1	SHEPHERDSTOWN, WV
	SELLITTI NOGAY & MCCUNE PLLC	1,082.50	2	WEIRTON, WV
	SOLOMON ALEXANDRIA A	1,043.00	1	DAVIS, WV
	STAPLETON LAW OFFICES LC	994.00	1	HUNTINGTON, WV
	WALTERS & HEISHMAN PLLC	953.50	1	MOOREFIELD, WV
	SHARI MCPHAIL	916.50	1	WHEELING, WV
	DICKENS KENNETH N	870.00	2	FORT PIERCE, FL
	SMITH ALEXANDRA C	856.50	2	MORGANTOWN, WV
	CASSIDY COGAN SHAPELL & VOEGELIN LC	845.99	1	WHEELING, WV
	MORAN JANE LAW OFFICES	807.50	3	TALLAHASSEE, FL
	HAMILTON NEAL J	766.70	3	FAIRMONT, WV
	ABRAMS & BYRON	742.00	3	BECKLEY, WV
	FLESHMAN MARTHA J	682.75	1	LEWISBURG, WV
	MILLER CHRISTOPHER H	677.00	6	MORGANTOWN, WV
	SIMPKINS LAW OFFICE PLLC	673.31	3	WILLIAMSON, WV
*	SCHAMBERGER LEGAL SERVICES	653.42	1	CLAY, WV
*	LOCKWOOD & LOCKWOOD	583.00	1	HUNTINGTON, WV
*	ESTEP LAW OFFICE PLLC	464.62	2	SAINT JOHN, IN
	BUSCH ZURBUCH & THOMPSON PLLC	443.50	4	ELKINS, WV
	HYER & LITTLEPAGE	402.50	1	POINT PLEASANT, WV
	ROSE PADDEN PETTY TAYLOR & LILLY LC	391.11	2	FAIRMONT, WV
	PENNINGTON DEANNA L	324.50	1	MORGANTOWN, WV
	KROGER LAW OFFICE	316.00	1	MORGANTOWN, WV
	PAUGH SUSAN K	276.00	1	MARTINSBURG, WV
	ZIEGLER & ZIEGLER LC	268.00	2	HINTON, WV
*	CROCKETT LAW	263.00	1	FALLING WATERS, WV
	CLYBURN BRENT A LAW OFFICE OF	260.15	1	MOUNDSVILLE, WV
	STRANGE JEFFREY M	112.00	1	CLARKSBURG, WV
	SITES LAW FIRM	100.70	1	KEYSER, WV
	WOOTON WOOTON & DAVIS PLLC	92.00	1	BECKLEY, WV
	APPOINTED COUNSEL VOUCHERS	27,490,542.78	40,066	

* - Uses Third Party Financing

**PUBLIC DEFENDER SERVICES
 APPOINTED COUNSEL FEES AND EXPENSES PAID**

DIRECT EXPENSE VOUCHERS		(DESCENDING ORDER BY TOTAL \$)		
*	PAYEE	TOTAL \$	# OF CLAIMS	OFFICE LOCATION
*	CABELLS PRIVATE INVESTIGATION	33,352.21	43	CABIN CREEK, WV
	COOK SERVICES & INVESTIGATIONS	19,575.57	7	LOST RIVER, WV
	SCOTT RONALD R	14,499.15	1	PHOENIX, AZ
	PATE PHILIP E PHD	11,762.50	4	WINCHESTER, VA
	FREMOUW SIGLEY & BAKER PSYCHOLOGICAL ASSOCIATES PLLC	11,025.00	8	MORGANTOWN, WV
	ORION STRATEGIES LLC	9,425.00	1	CHARLESTON, WV
	PETERS LARRY A INC	9,335.93	8	WINCHESTER, VA
*	MORRISON STEPHEN PRIVATE INVESTIGATIONS	9,219.93	5	BARBOURSVILLE, WV
	EASTERN PSYCHOLOGICAL SERVICES INC	9,000.00	6	ROMNEY, WV
	WOODS INVESTIGATIONS	8,073.30	6	BECKLEY, WV
	E A S WINCHESTER PLLC	7,975.00	3	WINCHESTER, VA
	DIGITAL FORENSIC INVESTIGATIONS LLC	7,922.48	1	MORGANTOWN, WV
	SOLID ROCK INVESTIGATIONS LLC	7,906.98	15	RED HOUSE, WV
	SIDEROVSKI CONSULTING LLC	7,565.00	1	MORGANTOWN, WV
	GRIFFIN & ASSOCIATES	7,223.98	4	HUNTINGTON, WV
*	BUZZO BILL J	6,781.44	12	BLUEFIELD, WV
	GINGER AVOCADO CONSULTANTS	6,250.00	1	BALTIMORE, MD
	PSYCHOLOGICAL CONSULTING INC	6,150.00	6	MARTINSBURG, WV
	INTL MEDICAL LEGAL FORENSIC EXPERTS LLC	6,000.00	1	HUNTSVILLE, AL
	PATE PHILIP E	6,000.00	1	WINCHESTER, VA
	MOUNTAINEER BEHAVIORAL HEALTH PLLC	5,850.00	1	MARTINSBURG, WV
	VAUGHAN INVESTIGATIONS	5,646.53	12	BRADLEY, WV
*	BREWSTER INVESTIGATIONS	5,516.21	6	RODERFIELD, WV
	BODE CELLMARK FORENSICS INC	5,250.00	2	LORTON, VA
	CORNELL INVESTIGATIONS	5,004.38	12	HARRISVILLE, WV
	CORNELL INVESTIGATIONS LLC	4,809.52	11	HARRISVILLE, WV
	DEMUTH CONNIE D	4,587.80	11	HURRICANE, WV
	BEHAVIORAL SCIENCE ASSOCIATES INC	4,287.50	1	WHEELING, WV
*	JONES INVESTIGATIONS	4,258.04	4	BLUEFIELD, WV
	BRAMBLE CHARLES E III & ASSOC	3,882.39	1	BRIDGEPORT, WV
	HAGAN LEIGH D PHD PC	3,500.00	1	CHESTERFIELD, VA
	LAUREL RIDGE PSYCHOLOGICAL ASSOCIATES LLC	3,000.00	1	PRINCETON, WV
	LINGER REBECCA SUSAN	3,000.00	1	CHARLESTON, WV
	BAER TALIA M	2,974.60	21	RACINE, OH
	MCCELLELAND SERVICES LLC	2,760.45	5	SHADY SPRINGS, WV
	WEEDN VICTOR WALTER	2,475.00	1	ARLINGTON, VA
	SMITH RON & ASSOCIATES INC	2,400.00	1	COLLINSVILLE, MS
	PANHANDLE ACCIDENT RECONSTRUCTION	2,255.65	4	MARTINSBURG, WV
	STEALTH INVESTIGATIONS	2,126.26	2	GASSAWAY, WV
	CLEMENT CONSULTING LLC	2,125.00	1	RALEIGH, NC
	MOUNTAIN STATE PSYCHOLOGICAL SERVICES PLLC	2,100.00	1	KEYSER, WV
	MORTON PAUL B	2,047.85	3	WAVERLY, WV
	FORENSICDX PC	2,000.00	1	WINDBER, PA
	CHANDLER MARCIA L	1,975.05	1	GREENCASTLE, PA
	CANTIS INVESTIGATIVE SERVICES LLC	1,900.04	1	MORGANTOWN, WV
	MARSHALL PSYCHIATRY	1,900.00	1	HUNTINGTON, WV
	APPLIED DNA RESOURCES	1,812.50	1	COLUMBUS, OH
	SAAR PSYCHOLOGICAL GROUP PLLC	1,800.00	1	SOUTH CHARLESTON, WV
	DAVIS KATHY J	1,711.25	5	FT GAY, WV
	CLAYMAN & ASSOCIATES PLLC	1,649.00	1	CHARLESTON, WV
	KEPLINGER MARIA K	1,643.95	1	MOUNT STORM, WV
	HERRON-RICE TRACY P	1,559.25	3	MOOREFIELD, WV

* - Uses Third Party Financing

**PUBLIC DEFENDER SERVICES
 APPOINTED COUNSEL FEES AND EXPENSES PAID**

DIRECT EXPENSE VOUCHERS		(DESCENDING ORDER BY TOTAL \$)		
*	PAYEE	TOTAL \$	# OF CLAIMS	OFFICE LOCATION
	HUDSON CLIFTON R PHD	1,500.00	1	CHARLESTON, WV
	WENTLING FREDERICK M	1,500.00	1	LEBANON, PA
	KLM INVESTIGATIONS	1,493.01	2	WILLIAMSTOWN, WV
	LANTERN MENTAL HEALTH INC	1,400.00	1	PINEVILLE, WV
	BLOSSER JULIE A	1,374.45	1	MORGANTOWN, WV
	EADES EVONNE RENEE	1,362.90	1	CLARKSBURG, WV
	SCALES LAW OFFICE	1,303.50	1	MARTINSBURG, WV
	KENTUCKY MEDICAL SERVICES FOUNDATION INC	1,250.00	1	LEXINGTON, KY
	SMITH RALPH SILAS JR	1,125.00	1	CHARLESTON, WV
	OWENS ANNE R	1,120.35	7	LEWISBURG, WV
	WALKER CHASTITY LEIGH	1,060.00	1	BLUEFIELD, WV
	ZAGULA DEBORAH A	1,001.00	1	WEIRTON, WV
	THE BOW SHOP	983.60	1	CLARKSBURG, WV
	LANDES SUSAN M	949.75	3	KEYSER, WV
	LILLY BRITTANY A PARALEGAL SERVICES	850.08	3	BECKLEY, WV
	KING RYAN MICHAEL	797.20	1	LEWISBURG, WV
	DIORENZO REPORTING SERVICE LLC	789.25	1	BECKLEY, WV
	ESTEP DAVID LARRY JR	750.00	1	HOMEWOOD, AL
	PATTERSON LEGAL ASSISTING SERVICES	748.26	1	SOUTH CHARLESTON, WV
	KINCAID ERIN E	746.90	1	GALLIPOLIS, OH
	BIEBER ROBERT PAUL	675.00	1	SAN JOSE, CA
	KIDD INVESTIGATIONS INC	664.30	1	SAINT ALBANS, WV
	PERRY HOLDINGS LLC	630.00	1	LOST CREEK, WV
	MOUNTAIN STATE REPORTING	623.35	1	MORGANTOWN, WV
	POTOMAC HIGHLANDS MENTAL HEALTH GUILD INC	600.00	1	PETERSBURG, WV
	WANDLING NATALIE L	562.30	1	SCOTT DEPOT, WV
	MCMILLEN SHARON G MA PSYCHOLOGIST INC	500.00	1	KINGWOOD, WV
	BROWN ROBIN R	469.70	1	LOOKOUT, WV
	GREGORY JAMES H II	450.00	1	CHARLES TOWN, WV
	CHESLOCK TERRI R	397.55	3	FAIRMONT, WV
	CENTER FOR PROFESSIONAL COUNSELING LLC	387.32	1	WHEELING, WV
	SMITH MARY J	384.75	2	KEYSER, WV
	KELLEY SHAMELLE D	373.45	1	CHARLESTON, WV
	TRI S INVESTIGATIONS INC	360.65	1	PARKERSBURG, WV
	MUNDY BELINDA E	296.45	1	CHARLESTON, WV
	WV DEPOS	289.00	1	CLARKSBURG, WV
	WATSON WENDI L	234.85	1	SHEPHERDSTOWN, WV
	STRICKER TANIA	192.50	1	PINCH, WV
	HURLEY MARY K	154.35	1	MARTINSBURG, WV
	CAMPBELL JANETTE M	132.30	1	SUTTON, WV
	BURGESS AMANDA J	130.00	1	LAVALETTE, WV
	HUNTER AMANDA R	90.30	2	HUNTINGTON, WV
	DAISEY SHERI L	42.35	1	PRINCETON, WV
	BETLERS REPORTING & LEGAL VIDEO SERVICES LLC	19.25	1	HUNTINGTON, WV
	DIRECT EXPENSE VOUCHERS	333,616.66	312	

* - Uses Third Party Financing

**PUBLIC DEFENDER SERVICES
 APPOINTED COUNSEL FEES AND EXPENSES PAID**

ROJAS (DESCENDING ORDER BY TOTAL \$)

*	PAYEE	TOTAL \$	# OF CLAIMS	OFFICE LOCATION
	HAGAN LEIGH D PHD PC	10,325.00	1	CHESTERFIELD, VA
	UNIV OF VA INSTITUTE OF LAW PSYCHIATRY & PUBLIC POLICY	4,225.16	1	CHARLOTTESVILLE, VA
	E A S WINCHESTER PLLC	3,500.00	1	WINCHESTER, VA
	PATE PHILIP E	3,000.00	1	WINCHESTER, VA
	OPPENHEIM ELLIOTT	2,500.00	1	LOLO, MT
	COOK SERVICES & INVESTIGATIONS	2,492.03	1	LOST RIVER, WV
	BODE CELLMARK FORENSICS INC	674.61	1	LORTON, VA
	ROJAS VOUCHERS	26,716.80	7	

* - Uses Third Party Financing

**PUBLIC DEFENDER SERVICES
 APPOINTED COUNSEL FEES AND EXPENSES PAID**

FEES		ALPHABETICAL ORDER		
*	PAYEE	TOTAL \$	# OF CLAIMS	OFFICE LOCATION
	ABRAMS & BYRON	742.00	3	BECKLEY, WV
	ADAMS FISHER & CHAPPELL PLLC	1,248.00	2	RIPLEY, WV
*	ADAMS LAW FIRM PLLC	69,562.66	48	MARTINSBURG, WV
	ADAMS LEGAL GROUP PLLC	58,009.97	73	MORGANTOWN, WV
*	ADKINS DONNIE L II PLLC LAW OFFICE OF	72,018.53	87	CHARLESTON, WV
	ADKINS LAW OFFICE PLLC	5,457.26	4	ONA, WV
*	AHLBORN COURTNEY L PLLC LAW OFFICE OF	106,006.89	238	PARKERSBURG, WV
*	ALEXANDER LAW OFFICES PLLC	28,418.63	20	WEIRTON, WV
*	AMICK PHILLIP RAY	41,379.58	66	LOGAN, WV
*	ANDERSON ERIC B PLLC	102,333.49	158	HUNTINGTON, WV
*	ANDERSON JOHN CLARK	116,705.69	133	LEWISBURG, WV
	ANTOLINI KRISTEN D	75,747.27	108	MORGANTOWN, WV
*	APPALACHIAN LAW PLLC	18,158.91	18	MOUNDSVILLE, WV
*	ARBUCKLE DOUGLAS H	3,403.98	1	LEWISBURG, WV
	ARNOLD & BAILEY PLLC	40,808.55	61	CHARLES TOWN, WV
*	ASBURY LAW OFFICE PLLC	35,174.72	22	CLAY, WV
	ASH SCOTT A	20,369.03	19	ATHENS, WV
	ATKINSON & POLAK PLLC	9,217.93	7	CHARLESTON, WV
	ATTORNEY CRAWLEY-WOODS	30,503.13	25	MARTINSBURG, WV
	BAILEY & GLASSER LLP	8,606.78	1	CHARLESTON, WV
*	BAILEY BRIAN W	112,786.65	193	BUCKHANNON, WV
*	BAILEY DENNIS R	66,330.26	84	CHARLESTON, WV
	BAILEY JAVINS & CARTER LC	7,855.18	6	SUMMERSVILLE, WV
*	BAILEY LEGAL SERVICES PLLC	32,389.69	31	BARBOURSVILLE, WV
	BAKER & HONAKER PLLC	119,084.00	191	RIPLEY, WV
*	BALDWIN LAW OFFICE PLLC	20,448.49	22	BLUEFIELD, WV
	BALDWIN SHANNON LEE	8,426.76	9	HERNDON, VA
	BALENOVICH JOHN J LAW OFFICES INC	9,691.83	19	CHARLESTON, WV
	BARNETT KENNETH J LC	36,586.52	28	SUMMERSVILLE, WV
	BARNEY LAW PLLC	23,979.68	53	HURRICANE, WV
	BARRAT ROBERT E	4,524.14	11	MARTINSBURG, WV
	BAYLISS SHAWN D	79,018.25	106	HURRICANE, WV
	BEAN & BEAN	34,622.70	55	MOOREFIELD, WV
*	BEAVERS LAW FIRM PLLC	22,215.60	23	BLUEFIELD, WV
*	BELL SIDNEY H	71,261.95	70	BEAVER, WV
	BELLOMY & TURNER LC	110,367.16	272	HUNTINGTON, WV
	BLACK ERIC S	5,460.26	3	BERKELEY SPRINGS, WV
*	BLACKWATER LAW PLLC	40,618.16	27	KINGWOOD, WV
*	BLAIR JERRY	102,367.12	103	CLARKSBURG, WV
	BLAIR LAW FIRM PLLC	86,329.66	106	VIRGINIA BEACH, VA
	BLANKENSHIP LAW	77,148.15	47	BARBOURSVILLE, WV
*	BLEVINS MICHAEL T	17,065.73	17	SAINT ALBANS, WV
	BLOOM LEGAL GROUP PLLC	2,677.36	6	MORGANTOWN, WV
	BLYLER HOWARD J	73,456.04	105	COWEN, WV
	BOGARAD SHARON N	12,897.26	4	WEIRTON, WV
	BORROR MARIA ALMASE	18,383.58	10	MORGANTOWN, WV
	BOTTNER & ASSOCIATES ATTORNEYS AT LAW	36,789.20	63	CHARLES TOWN, WV
	BOUCHILLON CROSSAN & COLBURN LC	15,957.41	9	HUNTINGTON, WV
	BOWEN LAW OFFICE PLLC	56,217.59	132	WEST HAMLIN, WV
	BOWLES RICE LLP	10,355.00	19	CHARLESTON, WV
*	BRAGG STEVEN M PLLC LAW OFFICE OF	42,978.56	103	BARBOURSVILLE, WV
	BRAMBLE MARK A	112,130.99	156	CHARLESTON, WV

* - Uses Third Party Financing

**PUBLIC DEFENDER SERVICES
 APPOINTED COUNSEL FEES AND EXPENSES PAID**

FEES		ALPHABETICAL ORDER		
*	PAYEE	TOTAL \$	# OF CLAIMS	OFFICE LOCATION
	BREWER & GIGGENBACH PLLC	34,494.15	14	MORGANTOWN, WV
*	BRISCOE L SCOTT	74,795.27	196	DANVILLE, WV
*	BROCK MATTHEW C	68,727.65	72	MORGANTOWN, WV
*	BROOKS JOHN B	52,719.78	47	MORGANTOWN, WV
	BROWN-BAILEY COLLEEN MICHELLE	10,406.67	14	BECKLEY, WV
	BRYAN CARSON N	3,777.80	4	CHARLESTON, WV
*	BULLMAN & BULLMAN	190,928.79	255	CHARLESTON, WV
*	BURTON LAW OFFICE	53,656.28	71	MORGANTOWN, WV
	BUSCH ZURBUCH & THOMPSON PLLC	443.50	4	ELKINS, WV
	BUSH FRANK P JR LAW OFFICE OF	5,289.58	10	ELKINS, WV
	CALLAGHAN & CALLAGHAN PLLC	30,992.56	19	SUMMERSVILLE, WV
*	CAMPBELL & SMITH PLLC	169,330.10	253	CHARLESTON, WV
	CAMPBELL WOODS PLLC	71,715.22	50	HUNTINGTON, WV
	CAREY JAMES T	58,845.48	116	WEIRTON, WV
	CARLTON ROBERT H LAW OFFICE	15,056.50	17	WILLIAMSON, WV
*	CARY LAW OFFICE PLLC	25,483.67	130	CHARLESTON, WV
	CASSELL & CREWE PC	76,834.56	115	WYTHEVILLE, VA
	CASSIDY COGAN SHAPELL & VOEGELIN LC	845.99	1	WHEELING, WV
	CATHER DREW A	10,094.47	25	MORGANTOWN, WV
*	CHATTIN ANDREW B	115,769.54	167	CHARLESTON, WV
	CHILDERS SHARON	198,341.11	263	CHARLESTON, WV
	CHILDLAW SERVICES INC	286,876.88	99	PRINCETON, WV
*	CHRIST KATRINA M ATTORNEY AT LAW	37,915.95	24	VIENNA, WV
	CICCARELLO DEL GUIDICE & LAFON	14,995.50	25	CHARLESTON, WV
	CILIBERTI LAW OFFICE PLLC	26,545.73	27	FAYETTEVILLE, WV
*	CISCO ROBIN	33,185.88	47	WILLIAMSON, WV
*	CISCO-STURGELL KATHRYN	45,184.50	35	LAVALLETTE, WV
	CLARKE D RANDALL	4,850.10	10	CHARLESTON, WV
	CLAY LAW FIRM PLLC	111,509.34	73	FAYETTEVILLE, WV
	CLINE LAW	28,165.00	32	WEIRTON, WV
*	CLINE TENISHA DAWN	97,783.46	231	BAIDEN, WV
	CLYBURN BRENT A LAW OFFICE OF	260.15	1	MOUNDSVILLE, WV
*	COLLINS LAW OFFICE PLLC	37,159.50	70	CHARLESTON, WV
*	COLVIN NICHOLAS FORREST ESQ PLLC LAW OFFICE OF	68,954.94	45	MARTINSBURG, WV
	CONAWAY & CONAWAY	37,301.18	90	MADISON, WV
*	CONRAD & CONRAD	29,834.49	32	FAYETTEVILLE, WV
*	CONWAY LAW OFFICE	62,776.99	100	HUNTINGTON, WV
*	COOK LAW OFFICES PLLC	86,847.68	150	BARBOURSVILLE, WV
*	CORNETTE LAW PLLC	22,861.12	18	WESTON, WV
*	COTTRILL TYLER K	8,588.03	10	MORGANTOWN, WV
	COURTRIGHT LAW OFFICES PLLC	91,526.13	107	HURRICANE, WV
	CRIMMEL MATTHEW	5,566.29	17	MORGANTOWN, WV
*	CROCKETT LAW	263.00	1	FALLING WATERS, WV
	CURIA JOSEPH A III	1,443.30	1	CHARLESTON, WV
	CWV LEGAL SERVICES	51,946.15	65	PUNTA GORDA, FL
*	DALBY NANCY A ATTORNEY AT LAW	54,950.49	25	SHEPHERDSTOWN, WV
	DALTON NIC LAW PLLC	33,439.11	45	PT PLEASANT, WV
*	DASCOLI LAW OFFICE	4,744.42	8	CHARLESTON, WV
*	DAVENPORT & KNIPP PLLC	20,461.39	45	WEST HAMLIN, WV
*	DAVIS GREGG PHILLIP	177,051.97	230	ARTHURDALE, WV
*	DAVIS JEFFERY A	107,864.76	109	CLAY, WV
*	DAVIS KEVIN P	73,397.22	166	CHARLESTON, WV

* - Uses Third Party Financing

**PUBLIC DEFENDER SERVICES
 APPOINTED COUNSEL FEES AND EXPENSES PAID**

FEES		ALPHABETICAL ORDER		
*	PAYEE	TOTAL \$	# OF CLAIMS	OFFICE LOCATION
	DAVIS R STEPHEN	24,926.50	12	BECKLEY, WV
	DAWSON & MEADOWS LTD	1,350.00	1	HUNTINGTON, WV
	DAWSON LAW OFFICE PLLC	28,805.95	25	WHEELING, WV
*	DEAN LAW OFFICES PLLC	52,182.05	78	SAINT ALBANS, WV
	DEHAVEN CARRIE F	55,516.09	60	LEWISBURG, WV
*	DEMOSS DAVID B	88,441.75	122	FAIRMONT, WV
*	DEMPSTER BRIAN C	33,121.47	67	WILLIAMSTOWN, WV
*	DEVORE LAW OFFICE PLLC	57,689.85	41	PARKERSBURG, WV
	DICKEN LAW PLLC	38,692.49	52	MORGANTOWN, WV
	DICKENS KENNETH N	870.00	2	FORT PIERCE, FL
*	DILLON WELLS H	100,372.41	78	PARKERSBURG, WV
*	DINARDI PETER D	121,861.64	74	MORGANTOWN, WV
	DINSMORE & SHOHL LLP	8,940.60	22	CINCINNATI, OH
*	DOLANCE JACK C PLLC	29,657.47	9	WAYNE, WV
	DONADIEU LAW	32,414.11	20	WINCHESTER, VA
	DONEGHY BRENDAN	1,246.60	5	CHARLESTON, WV
*	DOTSENKO LAW OFFICES PLLC	97,002.33	85	CHARLESTON, WV
	DOUGLASS ERNEST M	9,951.44	23	PARKERSBURG, WV
	DOWNEY MARY M	11,149.43	17	CHARLESTON, WV
	DUNLAP ROBERT ESQ PLLC	93,435.81	72	BECKLEY, WV
	DYE JEFFREY O II PLLC LAW OFFICE OF	122,023.27	319	PARKERSBURG, WV
	DYER LAW OFFICES	11,692.92	15	CLARKSBURG, WV
*	EACHUS MICHAEL N	8,543.77	1	GALLIPOLIS, OH
	EAGLOSKI N EDWARD	7,655.85	19	HURRICANE, WV
	EASTON BRENT ATTORNEY AT LAW PLLC	87,110.65	187	DAVIS, WV
*	EDMOND & BAUM PLLC	128,116.28	201	WHEELING, WV
	ERHARD CRAIG P PLLC LAW OFFICES OF	44,488.50	83	FAIRMONT, WV
	ESCUE LAW OFFICE	133,692.87	310	HURRICANE, WV
*	ESTEP LAW OFFICE PLLC	464.62	2	SAINT JOHN, IN
	ESTES LISA A	8,792.32	3	HURRICANE, WV
	EVANS J M LAW LLC	16,251.93	52	GALLIPOLIS, OH
*	EVANS THOMAS HANNA PLLC	84,184.22	118	OCEANA, WV
	EVERETT MARK ATTORNEY AT LAW PLLC	69,574.79	101	MORGANTOWN, WV
*	FAERBER KRISTOPHER	56,030.57	63	LEWISBURG, WV
	FAIR MATTHEW HALL ATTORNEY AT LAW	52,292.35	133	ELKINS, WV
*	FARNSWORTH LAW OFFICE	33,326.84	30	PARKERSBURG, WV
*	FARQUHARSON WYCLIF SCOTT	50,976.64	96	BLUEFIELD, WV
	FINCH LAURA M ATTORNEY AT LAW	8,059.74	25	MARLINTON, WV
*	FITTRO JONATHAN	78,339.40	60	CLARKSBURG, WV
	FLAHERTY SENSABAUGH & BONASSO PLLC	3,891.88	5	CHARLESTON, WV
*	FLANIGAN LAW OFFICE	12,364.83	42	PRINCETON, WV
	FLESHMAN MARTHA J	682.75	1	LEWISBURG, WV
*	FLINCHUM R KEITH	139,186.32	211	PRINCETON, WV
*	FOLICKMAN & TURKETT PLLC LAW OFFICE OF	120,252.07	532	FAIRMONT, WV
	FORBES LAW OFFICES PLLC	26,997.85	23	CHARLESTON, WV
	FRAGILE PAT C	2,537.50	3	BECKLEY, WV
	FRAME JARED S ATTORNEY AT LAW PLLC	38,935.57	58	SUTTON, WV
*	FRANCIS ERIC M	50,493.48	41	LEWISBURG, WV
*	FREEMAN LAW OFFICES	95,457.57	147	CHARLESTON, WV
*	FRENCH ELIZABETH A	5,385.82	9	PRINCETON, WV
*	FROBLE MICHAEL E	27,392.00	21	BECKLEY, WV
*	FRYE ANDREW NEIL III	14,218.81	24	MORGANTOWN, WV

* - Uses Third Party Financing

**PUBLIC DEFENDER SERVICES
 APPOINTED COUNSEL FEES AND EXPENSES PAID**

FEES		ALPHABETICAL ORDER		
*	PAYEE	TOTAL \$	# OF CLAIMS	OFFICE LOCATION
*	FUGATE LORA L	7,757.79	3	HARTS, WV
*	FUNKHOUSER & SMITH PLLC	164,526.39	346	FAIRMONT, WV
*	FURNER DEAN A ATTY AT LAW PLLC	10,790.58	129	PARKERSBURG, WV
	GAIN LAW OFFICES	56,461.28	49	POOLESVILLE, MD
	GALL D CONRAD	21,927.32	53	FAIRMONT, WV
	GARRETT & GARRETT	124,004.14	141	MOOREFIELD, WV
*	GARVIN LAW PLLC	114,033.86	138	NUTTER FORT, WV
	GAYDOS & TURNER PLLC	25,554.65	56	KINGWOOD, WV
	GEARY & GEARY LC	18,215.76	37	PETERSBURG, WV
	GENTILOZZI & ASSOCIATES	40,369.77	127	CLARKSBURG, WV
*	GERLACH LAW	3,281.00	9	WAYNE, WV
	GIANOLA BARNUM BECHTEL & JECKLIN LC	12,357.70	9	MORGANTOWN, WV
*	GLASS DEFENSE FIRM	10,828.28	19	CLARKSBURG, WV
	GLOVER CHRISTINE L	13,245.83	3	MARTINSBURG, WV
	GLOVER LEGAL PLLC	23,865.52	47	CLARKSBURG, WV
	GOLDSTEIN RICHARD M	2,014.00	1	PRINCETON, WV
	GREEN LISA A LAW OFFICE OF	69,879.51	31	SHEPHERDSTOWN, WV
	GREGORY BETTY SUE CLARK	80,657.48	97	LINN, WV
	GREGORY J LAW FIRM LC	38,520.06	27	OAKLAND, MD
	GREINER & CYRUS LC	32,446.41	36	HUNTINGTON, WV
*	GRUNAU LAW OFFICES PLLC	136,994.06	110	MORGANTOWN, WV
*	GUNN ERICA BRANNON ATT AT LAW PLLC	85,492.94	516	SPENCER, WV
	GUNNOE LAW OFFICE	55,399.63	93	HINTON, WV
	GUTMANN RICHARD M LC	21,698.44	15	MORGANTOWN, WV
	GUTTA LAW PLLC	20,422.26	20	MORGANTOWN, WV
*	HAGER & LAWSON PLLC	148,715.46	339	PRINCETON, WV
*	HALL SARA B PLLC THE LAW OFFICE OF	43,446.74	57	FAIRMONT, WV
	HAMILTON CHARLES R	118,334.28	182	CHARLESTON, WV
	HAMILTON NEAL J	766.70	3	FAIRMONT, WV
	HANDLEY & HUNT PLLC	45,930.62	86	POINT PLEASANT, WV
	HANSBERRY LAW OFFICE PLLC	1,729.76	1	BRIDGEPORT, WV
	HARBOUR PAULA L ATTORNEY AT LAW PLLC	13,779.09	15	HUNTINGTON, WV
	HARDY LAW FIRM	15,851.85	29	HILLSBORO, WV
	HARDY PENCE PLLC	12,538.37	18	CHARLESTON, WV
*	HARMAN MARLA ZELENE	58,106.90	21	FRANKLIN, WV
	HARPER SETH PLLC LAW OFFICE OF	16,837.83	12	RIPLEY, WV
	HART DAVID W	17,542.07	23	ELKINS, WV
*	HARVEY & JANUTOLO	147,319.42	99	BLUEFIELD, WV
	HARWOOD JASON D	16,331.75	47	LOGAN, WV
	HATFIELD & HATFIELD PLLC	15,447.82	36	MADISON, WV
*	HATFIELD KAREN S PLLC LAW OFFICE OF	128,263.92	229	GILBERT, WV
	HAWKINS JAMES E JR	78,304.86	149	BUCKHANNON, WV
*	HAYDEN & ASSOCIATES LC	13,912.66	16	BECKLEY, WV
	HAYHURST LAW PLLC	4,720.27	7	MORGANTOWN, WV
	HAYNIE BELINDA A	36,864.87	14	MORGANTOWN, WV
	HEDGES JONES WHITTIER & HEDGES	30,903.67	37	SPENCER, WV
	HELMICK TERRI ATTORNEY AT LAW	41,630.83	47	LEWISBURG, WV
	HENRY REGINALD D ATTORNEY AT LAW PLLC	6,371.00	10	BECKLEY, WV
	HILL DAVID L	12,699.61	39	HURRICANE, WV
	HILL LAW FIRM PLLC	31,077.33	35	CHARLESTON, WV
	HILL SUSIE ATTORNEY AT LAW PLLC	117,859.35	50	CROSS LANES, WV
*	HINERMAN HOLLY W	192,889.44	212	MORGANTOWN, WV

* - Uses Third Party Financing

**PUBLIC DEFENDER SERVICES
 APPOINTED COUNSEL FEES AND EXPENSES PAID**

FEES		ALPHABETICAL ORDER		
*	PAYEE	TOTAL \$	# OF CLAIMS	OFFICE LOCATION
*	HIVELY HERBERT L	141,265.51	340	CHARLESTON, WV
	HOBBS MARK E	65,058.95	73	CHAPMANVILLE, WV
	HOLDERBY TERRANCE JOSEPH LAW OFFICE OF	17,337.00	103	KEYSER, WV
*	HOLLANDSWORTH RICHARD W	41,864.47	71	WHEELING, WV
*	HOLROYD FRED F	56,012.60	118	CHARLESTON, WV
*	HOLSTEIN LAW OFFICE	104,178.91	163	HURRICANE, WV
	HOUCK G TODD ATTORNEY AT LAW LC	47,495.95	84	MULLENS, WV
	HUFFMAN WILLIAM O	36,041.40	52	PRINCETON, WV
	HUGHART LAW OFFICE	267,906.07	212	SISSONVILLE, WV
	HUNT LEGAL GROUP PLLC	14,284.62	21	MORGANTOWN, WV
	HUNTER LAW OFFICE	57,718.06	106	SCOTT DEPOT, WV
	HUSON ALLISON K	48,250.58	53	HUNTINGTON, WV
	HYER & LITTLEPAGE	402.50	1	POINT PLEASANT, WV
	HYLTON LAW OFFICE PLLC	42,308.35	33	BEAVER, WV
	ILDERTON LAW PLLC	11,130.75	43	LOGAN, WV
*	ISNER LAW OFFICE LC INC	152,150.91	389	ELKINS, WV
*	J A M LAW PLLC	161,294.88	222	HARRISVILLE, WV
	J LAW	8,202.63	31	VIENNA, WV
	JACKSON KELLY PLLC	7,224.40	7	CHARLESTON, WV
*	JACOVETTY GERALD G JR LC	16,490.39	25	WHEELING, WV
	JACQUELYN STOUT BIDDLE	5,776.18	3	HUNTINGTON, WV
	JAMES LAW FIRM	9,771.38	22	KEYSER, WV
*	JANUTOLO LAW PLLC	89,445.08	202	PRINCETON, WV
	JARRELL CYNTHIA J	17,857.84	10	DANVILLE, WV
*	JEFFRIES NIGEL E ATTORNEY AT LAW PLLC	14,623.64	31	SOUTH CHARLESTON, WV
	JOHNSON LAW OFFICE PLLC	5,960.07	15	ELEANOR, WV
*	JOHNSON REBECCA S LAW OFFICE OF	133,239.21	112	CHARLESTON, WV
	JOHNSTON HOLROYD & ASSOCIATES	1,250.00	5	PRINCETON, WV
*	JTJ LAW PLLC	1,834.37	2	HUNTINGTON, WV
	JUBA-PLUMLEY ROSALEE	42,485.20	25	ELEANOR, WV
	JUDY & JUDY	12,861.50	19	MOOREFIELD, WV
	JURCO JOHN M	125,942.76	65	ST CLAIRSVILLE, OH
	KARICKHOFF DAVID	34,144.73	88	SUTTON, WV
*	KARR THOMAS B	1,177.00	1	VIENNA, WV
	KATZ KANTOR STONESTREET & BUCKNER PLLC	33,967.67	31	PRINCETON, WV
	KATZ WORKING FAMILIES LAW FIRM LC	4,980.95	5	CHARLESTON, WV
	KAUFMAN & MCPHERSON PLLC	5,542.07	3	BRIDGEPORT, WV
*	KAVITZ LAW PLLC	99,553.97	253	CHARLESTON, WV
	KAYSER LAYNE & CLARK PLLC	13,347.42	34	POINT PLEASANT, WV
	KEATON FRAZER & MILLESON PLLC	25,069.61	94	ROMNEY, WV
	KEENER RAYMOND III	20,734.50	27	CHARLESTON, WV
*	KELLEY DAVID B LAW OFFICE OF	174,963.28	91	BLUEFIELD, VA
	KETTERING DELLIGATTI LAW OFFICES PLLC	72,187.07	142	FAIRMONT, WV
*	KING WAYNE	13,621.00	6	CLAY, WV
*	KIRBY & ASHLEY LC	30,945.94	38	BECKLEY, WV
*	KIRKPATRICK LAW OFFICE PLLC	57,220.17	64	BECKLEY, WV
*	KLATT LAW OFFICES PLLC	32,100.06	26	WHEELING, WV
	KLIE LAW OFFICES PLLC	43,871.06	53	BUCKHANNON, WV
*	KOSTENKO & OSGOOD LC	131,286.50	368	DANIELS, WV
*	KRATOVIL LAW OFFICES PLLC	44,103.30	74	CHARLES TOWN, WV
	KROGER LAW OFFICE	316.00	1	MORGANTOWN, WV
	KUENZEL & ASSOCIATES PLLC	36,263.69	71	CHAPMANVILLE, WV

* - Uses Third Party Financing

**PUBLIC DEFENDER SERVICES
 APPOINTED COUNSEL FEES AND EXPENSES PAID**

FEES		ALPHABETICAL ORDER		
*	PAYEE	TOTAL \$	# OF CLAIMS	OFFICE LOCATION
	KUHL LAW OFFICE PLLC	4,313.96	12	SCOTT DEPOT, WV
	KUHN & HAINES LC	35,613.73	65	KEYSER, WV
	KURELAC LAW OFFICE	120,632.32	104	WHEELING, WV
	KURELAC PATRICIA A ATTORNEY AT LAW	64,822.27	74	MOUNDSVILLE, WV
	LACARIA PHILIP A	12,009.00	12	WELCH, WV
	LAMBERT LAW OFFICES PLLC	68,867.78	48	HURRICANE, WV
	LANTZ LAW OFFICE	16,141.02	14	MOUNDSVILLE, WV
	LEBOW BETH L	8,881.19	10	MORGANTOWN, WV
	LEDFORD BRANDEN	5,601.16	10	PARKERSBURG, WV
*	LEFLER & BOGGS PLLC	67,782.13	77	BECKLEY, WV
	LEFLER DERRICK W ATTORNEY AT LAW	17,274.75	24	PRINCETON, WV
*	LIVINGOOD ROBB	43,346.74	55	MORGANTOWN, WV
*	LOCKWOOD & LOCKWOOD	583.00	1	HUNTINGTON, WV
*	LOCKWOOD JAMELLA L	142,611.28	277	BUCKHANNON, WV
	LOGUE SEAN PLLC	16,411.50	10	CARNEGIE, PA
	LONG LAW OFFICES PLLC	46,995.76	101	SCOTT DEPOT, WV
	LONG ROBBY N LC LAW OFFICE OF	132,606.06	226	HURRICANE, WV
	LORD JASON S	75,051.02	129	CHARLESTON, WV
	LOVE JAY CARTER	12,668.50	76	HUNTINGTON, WV
*	LUPARDUS LAW OFFICE	21,937.53	43	PINEVILLE, WV
	LUSK & BRADFORD PLLC	1,337.00	3	BECKLEY, WV
*	LYALL JERRY M	36,614.91	59	WILLIAMSON, WV
	LYONS PHILLIPS LEGAL GROUP PLLC	130,644.04	138	MORGANTOWN, WV
*	MAGANN LAW OFFICE PLLC	98,161.73	140	BLUEFIELD, WV
	MALLET SHANE M LAW OFFICES	7,995.99	6	WHEELING, WV
	MANCHIN INJURY LAW GROUP PLLC	42,725.39	31	FAIRMONT, WV
	MANN & MANN ATTORNEYS AT LAW	16,024.40	13	HINTON, WV
	MANN & MANN LAW OFFICE	23,777.98	22	HINTON, WV
	MANYPENNY RAINES LAW OFFICE PLLC	65,336.74	47	CHESTER, WV
	MARCUM LAW OFFICE PLLC	19,131.60	57	WILLIAMSON, WV
	MARINARO KRISTA L	1,902.54	3	MORGANTOWN, WV
	MARTIN JAMES RUDOLPH	82,295.78	67	CHARLESTON, WV
	MARTIN LAW FIRM	4,677.12	12	NITRO, WV
	MARTINO GARY J	25,094.50	42	ANMOORE, WV
*	MASCIO DAVID A LAW OFFICE OF	51,070.82	26	WEIRTON, WV
	MASTERS IAN	8,631.15	14	CHARLES TOWN, WV
	MATHERLY JEFFREY K	61,909.34	39	MARTINSBURG, WV
	MATHEWS REBECCA ANN	1,659.25	4	CHARLESTON, WV
	MAUSER BERNARD R	50,707.49	56	SUTTON, WV
	MAZE LESLIE L	14,799.55	16	ELIZABETH, WV
*	MCCLUNG LAW OFFICES	103,354.32	245	CHARLESTON, WV
	MCCLURE GOAD PLLC	39,114.48	206	HUNTINGTON, WV
	MCCLURE LAW PLLC	60,768.55	81	CLARKSBURG, WV
	MCCOY INJURY LAW PLLC	35,476.06	36	FAIRMONT, WV
	MCCOY JAMES A	36,247.39	54	HAMLIN, WV
	MCDONALD STEVIE L THE LAW OFFICE OF	17,189.87	39	RIVESVILLE, WV
	MCGANN KIMBERLY E PLLC LAW OFFICE OF	23,786.50	40	HUNTINGTON, WV
	MCGEELAW	10,773.60	16	CHARLESTON, WV
	MCGRAW LAW OFFICES	118,216.52	131	PROSPERITY, WV
	MCNEER HIGHLAND MCMUNN & VARNER LC	5,320.24	4	CLARKSBURG, WV
*	MCPHERSON JIMMY SCOTT JR	3,369.80	15	PRINCETON, WV
	MCQUADE RUTH A LAW OFFICE OF	1,090.97	1	SHEPHERDSTOWN, WV

* - Uses Third Party Financing

**PUBLIC DEFENDER SERVICES
 APPOINTED COUNSEL FEES AND EXPENSES PAID**

FEES		ALPHABETICAL ORDER		
*	PAYEE	TOTAL \$	# OF CLAIMS	OFFICE LOCATION
*	MEADOWS TODD R	76,637.19	82	ONA, WV
	MICHAEL DIANE D	16,419.45	12	MANNINGTON, WV
	MICHAEL GREGORY G	78,138.52	172	FAIRMONT, WV
	MICHAEL NELSON M LC	1,553.80	4	KEYSER, WV
*	MICK REBECCA E	91,013.15	123	CHARLESTON, WV
	MIELKE WAYNE ROBERT	94,692.36	32	WELLSBURG, WV
	MILAM JAMES R II ATTORNEY AT LAW PLLC	4,674.50	15	SUMMERSVILLE, WV
	MILLER CHRISTOPHER H	677.00	6	MORGANTOWN, WV
*	MILLER JOSHUA J ATTORNEY AT LAW PLLC	2,053.94	4	BECKLEY, WV
	MILLER LATACHIA ESQUIRE PLLC	56,523.31	135	BECKLEY, WV
*	MIRHOSEINI DAVID ATTORNEY AT LAW	12,952.67	8	BRIDGEPORT, WV
	MIZE LAW FIRM PLLC	3,826.23	2	BECKLEY, WV
*	MOFFATT CHRISTOPHER G	120,694.79	133	CHARLESTON, WV
*	MOLAW PLLC	127,844.58	256	WEIRTON, WV
*	MOORE & ASSOCIATES A PROFESSIONAL CORPORATION	13,764.18	16	CHESTER, WV
	MOORE D KYLE	53,744.60	77	RIPLEY, WV
	MOORE DAVID K	5,898.55	7	RIPLEY, WV
	MOORE JUSTON H PLLC	78,850.79	137	WAYNE, WV
	MOORE LAW FIRM PLLC	8,241.28	9	FRANKLIN, WV
	MOOREHEAD CHRISTOPHER S	3,289.73	5	FAYETTEVILLE, WV
	MORAN JANE LAW OFFICES	807.50	3	TALLAHASSEE, FL
	MORELAND STEPHEN W	1,560.86	2	ROMNEY, WV
	MORGAN DAMON B	32,864.84	119	POINT PLEASANT, WV
*	MORGAN DEAN	54,821.43	66	MORGANTOWN, WV
*	MORGAN DENNIE S	109,533.95	177	MOUNT HOPE, WV
	MORGAN TONY	19,605.60	38	GRANTSVILLE, WV
	MORGAN WARD LAW OFFICE OF	40,607.81	40	BLUEFIELD, WV
	MORRISON PAUL V II ATTORNEY AT LAW	3,807.13	1	MARION, VA
	MOSES JOSEPH J	123,070.06	68	WHEELING, WV
*	MOSKO JOSEPH	8,829.17	16	FAYETTEVILLE, WV
*	MOUNTAINEER LEGAL SERVICES PLLC	214,245.61	511	GRAFTON, WV
	MOYE LAW OFFICE	11,695.18	37	WINFIELD, WV
*	MUNOZ A JOSEPH LAW FIRM OF	56,242.33	37	PARKERSBURG, WV
*	MURPHY S SEAN PLLC	153,258.16	169	MORGANTOWN, WV
	MYERS JESSICA E	61,869.59	68	PARKERSBURG, WV
*	NANNERS LAW OFFICE PLLC	112,603.67	173	BUCKHANNON, WV
*	NAVY L VICTOR	73,015.22	119	BARBOURSVILLE, WV
	NEELY PAMELA JEAN GAMES ATTORNEY AT LAW	10,192.83	13	KEARNEYSVILLE, WV
*	NEISWONGER & WHITE	102,782.65	242	MOUNDSVILLE, WV
	NELSON LEGAL SERVICES LC	75,150.09	123	PETERSBURG, WV
*	NESSER LAW FIRM	209,833.54	198	HUNTINGTON, WV
	NESTOR WILLIAM T PLLC	106,358.70	172	ELKINS, WV
*	NETHKEN LAW OFFICE PLLC	52,209.29	241	MORGANTOWN, WV
*	NEW STEPHEN P LC	9,611.62	17	BECKLEY, WV
	NOGAY CATHRYN A	42,599.62	31	WEIRTON, WV
*	NOLAN LAW FIRM	78,656.34	217	LAVALETTE, WV
	NOONAN & NOONAN LLC	15,670.60	10	CUMBERLAND, MD
	NOONE ROBERT T	30,365.62	11	GADSDEN, AL
	OGLE CANDACE L	7,844.00	26	MORGANTOWN, WV
	OLCOTT LAW OFFICE	3,895.35	11	CHARLESTON, WV
	ORNDORFF JOSHUA W PLLC	39,582.00	93	MOOREFIELD, WV
	OSBORNE & ASSOCIATES PLLC	9,804.99	18	PRINCETON, WV

* - Uses Third Party Financing

**PUBLIC DEFENDER SERVICES
 APPOINTED COUNSEL FEES AND EXPENSES PAID**

FEES		ALPHABETICAL ORDER		
*	PAYEE	TOTAL \$	# OF CLAIMS	OFFICE LOCATION
*	OSHOWAY F JOHN	97,158.29	110	GRANTSVILLE, WV
*	PANCAKE JANE ANN	1,793.16	2	HUNTINGTON, WV
	PANEPINTO MARK D	76,047.50	28	WHEELING, WV
*	PARKULO JOHN F	40,001.50	43	DANIELS, WV
	PAUGH SUSAN K	276.00	1	MARTINSBURG, WV
	PAYNE DEBBIE FLOWERS LAW OFFICE OF	59,276.37	34	CHARLES TOWN, WV
	PENNINGTON DEANNA L	324.50	1	MORGANTOWN, WV
	PENNINGTON WILLIAM L	34,209.84	38	MORGANTOWN, WV
*	PETTIJOHN LAW GROUP LC	53,973.31	108	LEWISBURG, WV
	PLANTS LAW FIRM PLLC	105,051.50	168	S CHARLESTON, WV
	POWELL & MAJESTRO PLLC	3,728.50	7	CHARLESTON, WV
*	POWELL ANDREA P	43,090.47	26	PRINCETON, WV
*	POWELL ERIC K	122,382.40	169	PARKERSBURG, WV
	POWER BECK & MATZUREFF	39,002.93	30	MARTINSBURG, WV
	PRALL THOMAS J	38,038.84	93	WESTON, WV
	PRATT LENA D	37,563.80	48	LOGAN, WV
*	PRENTICE TIMOTHY H	220,876.45	427	ELKINS, WV
*	PRICE LOUIE T	11,561.84	9	CHARLESTON, WV
*	PRICE SHANNON NICOLE	20,985.66	42	BEECH BOTTOM, WV
	PRIM LAW FIRM PLLC	23,026.67	51	HURRICANE, WV
*	PRITT & PRITT PLLC	5,948.00	2	CHARLESTON, WV
*	PRITT & SPANO PLLC	139,639.15	222	CHARLESTON, WV
*	PRITT JUSTIN D PLLC LAW OFFICE OF	27,301.36	40	MILTON, WV
	PULLIN FOWLER FLANAGAN BROWN & POE PLLC	55,845.08	60	CHARLESTON, WV
*	RABER LAW OFFICES PLLC	44,056.79	57	SAINT MARYS, WV
	RADMAN SCOTT S	4,442.65	9	MORGANTOWN, WV
*	RAY LAW PLLC	30,505.53	42	MORGANTOWN, WV
*	REDMAN & PAYNE	109,219.49	74	CHARLESTON, WV
*	REDMAN TIFFANY D	16,271.01	9	CHARLESTON, WV
	REED JEFFREY B ATTORNEY PLLC	30,938.20	24	PARKERSBURG, WV
	REESE PAUL KIPLING	3,098.59	1	CHARLESTON, WV
	RESETER ANDREW TYLER	77,894.57	126	MORGANTOWN, WV
*	RICE WILLIAM T	87,454.02	49	MARTINSBURG, WV
*	RICHARDSON DAVID B LAW OFFICE	118,621.14	182	WINFIELD, WV
*	RICHARDSON IRA PLLC LAW OFFICE OF	130,626.32	193	CLARKSBURG, WV
	RICHARDSON RICHARDSON & CAMPBELL	8,149.92	26	PARKERSBURG, WV
*	RILEY JAMES P IV ATTORNEY AT LAW PLLC	5,727.50	3	MARTINSBURG, WV
	RIST LAW OFFICE	57,337.17	73	FAYETTEVILLE, WV
	RJH LAW	27,400.74	73	INWOOD, WV
	ROAHRIG RANDAL W	21,335.98	20	PRINCETON, WV
	ROBEY J LAW PLLC	58,380.23	68	BRIDGEPORT, WV
	ROBINSON & MCELWEE PLLC	2,463.80	5	CHARLESTON, WV
	RODGERS JEFFREY S	73,292.09	82	LEWISBURG, WV
	RODRIGUEZ VANESSA LYNN LAW OFFICES OF	1,992.75	8	FAIRMONT, WV
*	ROGERS JOHN C ATTORNEY AT LAW PLLC	63,383.65	126	MORGANTOWN, WV
	ROLLO EDMUND J	43,976.40	125	MORGANTOWN, WV
	ROLLO LANCE E	82,913.46	113	MORGANTOWN, WV
	ROOP & SMITH LAW OFFICE PLLC	16,186.00	18	BECKLEY, WV
	ROSE PADDEN PETTY TAYLOR & LILLY LC	391.11	2	FAIRMONT, WV
	ROSINSKY LAW OFFICE	227,092.79	161	HUNTINGTON, WV
	ROZAS LAW OFFICE LLC	33,248.51	61	CUMBERLAND, MD
*	RUMORA & RUMORA LC	125,170.52	204	WILLIAMSON, WV

* - Uses Third Party Financing

**PUBLIC DEFENDER SERVICES
 APPOINTED COUNSEL FEES AND EXPENSES PAID**

FEES		ALPHABETICAL ORDER		
*	PAYEE	TOTAL \$	# OF CLAIMS	OFFICE LOCATION
*	RUTH LAW OFFICES PLLC	220,008.25	236	WINFIELD, WV
*	RYAN KOURTNEY A & ASSOCIATES	27,520.61	18	BUCKHANNON, WV
	SAAD DIXON LAW OFFICE PLLC	111,141.90	71	HUNTINGTON, WV
*	SAFCSAK MICHAEL PLLC LAW OFFICE OF	99,117.59	206	FAIRMONT, WV
*	SAL SELLARO CULPEPPER LEGAL GROUP PLLC	28,745.64	144	WESTOVER, WV
	SAMMONS OLIVERO & PARASCHOS PLLC	13,916.32	6	HUNTINGTON, WV
*	SANDERS & AUSTIN	59,833.29	74	PRINCETON, WV
	SANTA BARBARA M LAW OFFICE	48,286.71	131	MARTINSBURG, WV
	SAVILLE ROYCE B PLLC	11,659.04	59	ROMNEY, WV
	SAYRE TRAVIS LAW OFFICE OF	3,863.00	2	PARKERSBURG, WV
	SCALES LAW OFFICE	112,302.33	89	MARTINSBURG, WV
	SCANTLEBURY PHILLIP A	51,527.44	71	PRINCETON, WV
*	SCHAMBERGER LEGAL SERVICES	653.42	1	CLAY, WV
	SCHARF WILLIAM H	10,956.72	6	CHARLESTON, WV
*	SCHEETZ CHRISTOPHER A	35,432.62	28	FOLLANSBEE, WV
*	SCOTT JOHN A	69,043.70	92	CLARKSBURG, WV
	SELARIO MICHAEL D	3,300.03	7	CLARKSBURG, WV
	SELDEN LAW OFFICES LC	66,976.07	48	BECKLEY, WV
	SELLITTI NOGAY & MCCUNE PLLC	1,082.50	2	WEIRTON, WV
	SHAFFER LAW OFFICES	48,613.63	30	WHEELING, WV
	SHAFFER & SHAFFER	42,584.01	97	MADISON, WV
	SHAFFER LAW	96,050.52	171	CHARLESTON, WV
	SHAFFER MADIA LAW PLLC	11,774.73	16	MORGANTOWN, WV
	SHAHEEN LAW GROUP LLC	24,102.43	30	ST CLAIRSVILLE, OH
	SHARI MCPHAIL	916.50	1	WHEELING, WV
	SHARLEY MICHAEL J	17,651.66	38	WESTOVER, WV
*	SHAW & SHAW LC	114,505.14	251	POINT PLEASANT, WV
	SHAY JAMES EDWARD JR	78,990.50	75	BRUCETON MILLS, WV
	SHERMAN LAWRENCE E JR LC	254,341.44	427	ROMNEY, WV
*	SHOUGH SCOTT A	98,473.07	160	FAIRMONT, WV
	SHREVE LAW FIRM	62,954.13	120	MORGANTOWN, WV
	SHUMAKER J BRANDON	60,701.17	80	MORGANTOWN, WV
	SIMMERMAN LAW OFFICE PLLC	2,391.92	4	CLARKSBURG, WV
*	SIMMONS HUNTER LAW OFFICE OF	54,038.62	83	BUCKHANNON, WV
	SIMPKINS LAW OFFICE PLLC	673.31	3	WILLIAMSON, WV
*	SINKKANEN DREAMA D LAW OFFICES OF	120,425.27	138	CLARKSBURG, WV
	SITES LAW FIRM	100.70	1	KEYSER, WV
	SKEEN KENNAD LEE II	2,075.54	1	RIPLEY, WV
	SKLAVOUNAKIS LAW OFFICE	40,201.00	76	WHEELING, WV
	SLAVEY & SHUMAKER PLLC	16,803.64	22	MORGANTOWN, WV
	SMITH ALEXANDRA C	856.50	2	MORGANTOWN, WV
	SMITH CLINTON W	4,746.00	19	CHARLESTON, WV
	SMITH LILLY & BALL PLLC	2,133.94	4	PRINCETON, WV
	SMITH MCMUNN & GLOVER PLLC	7,531.44	5	CLARKSBURG, WV
	SMITH RICHARD D JR LAW OFFICES OF	1,755.14	1	PARKERSBURG, WV
*	SNEAD M E PLLC LAW FIRM OF	139,214.48	323	WEBSTER SPRINGS, WV
	SNYDER & HASSIG	7,960.79	6	NEW MARTINSVILLE, WV
	SOLOMON ALEXANDRIA A	1,043.00	1	DAVIS, WV
*	SOUTHERN WV LAW CLINIC	171,319.45	102	BECKLEY, WV
	SPILMAN THOMAS & BATTLE PLLC	6,300.55	5	CHARLESTON, WV
*	STACY JAMES D	8,992.81	20	MORGANTOWN, WV
*	STACY LAW OFFICES	25,155.72	39	MORGANTOWN, WV

* - Uses Third Party Financing

**PUBLIC DEFENDER SERVICES
 APPOINTED COUNSEL FEES AND EXPENSES PAID**

FEES		ALPHABETICAL ORDER		
*	PAYEE	TOTAL \$	# OF CLAIMS	OFFICE LOCATION
	STAPLETON LAW OFFICES LC	994.00	1	HUNTINGTON, WV
	STARCHER HEATHER L LAW OFFICE OF	115,600.62	101	PARKERSBURG, WV
*	STARCHER KENNY R	78,206.50	73	CHARLESTON, WV
	STEDMAN & RIDDELL	110,026.13	171	MARTINSBURG, WV
	STEDMAN JASON LAW OFFICES OF	50,296.44	72	MARTINSBURG, WV
	STEED DEBRA L PLLC	41,752.40	33	PARKERSBURG, WV
	STEPHENS GLORIA M	26,400.05	28	WELCH, WV
	STEPTOE & JOHNSON PLLC	70,156.41	72	BRIDGEPORT, WV
	STEWART JOYCE E	22,229.21	15	MOOREFIELD, WV
	STEWART P ZACHARY LAW OFFICE OF	34,196.42	24	WEIRTON, WV
*	STOBBS R RUSSELL	15,688.90	22	WESTON, WV
	STOLLINGS HARLEY E	15,008.52	19	SUMMERSVILLE, WV
	STONE ROBERT C JR PLLC	13,516.52	13	MARTINSBURG, WV
	STRANGE JEFFREY M	112.00	1	CLARKSBURG, WV
	STROEBEL & JOHNSON PLLC	5,793.89	14	CHARLESTON, WV
	STROEBEL & STROEBEL PLLC	11,933.73	8	CHARLESTON, WV
*	STURM HEIDI M GEORGI	63,574.04	53	FAIRMONT, WV
*	SUMMERS WILLIAM B	9,866.31	24	PARKERSBURG, WV
	SUTTON & JANELLE PLLC	24,397.46	47	MARTINSBURG, WV
	SWEENEY LAVERNE	1,234.00	7	GRAFTON, WV
*	TACKETT MICHELLE L ATTORNEY AT LAW PLLC	1,238.10	1	HAMLIN, WV
*	TATE REBECCA L	33,601.00	44	FAIRMONT, WV
*	TAYLOR & HINKLE ATTORNEY AT LAW INC	51,301.88	41	BECKLEY, WV
*	TAYLOR ALLISON R	10,522.92	15	FAYETTEVILLE, WV
	TAYLOR DONNA E	16,387.07	54	PARKERSBURG, WV
	TAYLOR JENNIFER N	19,512.97	63	CHARLESTON, WV
	TAYLOR PAUL G	12,059.87	17	MARTINSBURG, WV
	TAYLOR PAUL G PLLC LAW OFFICES OF	37,099.28	31	MARTINSBURG, WV
	THARP LIOTTA & YOKUM LLP	2,032.21	4	FAIRMONT, WV
	THE BISCHOFF LAW FIRM PLLC	293,701.00	246	SHEPHERDSTOWN, WV
	THE BRIGHT LAW FIRM PLLC	27,821.42	53	KINGWOOD, WV
	THE FORD LAW FIRM PLLC	46,914.00	62	LEWISBURG, WV
	THE KUHL LAW OFFICE PLLC	99,958.13	149	HURRICANE, WV
	THOMPSON DAVID G	31,339.13	103	PINEVILLE, WV
*	THOMPSON JOHN M	54,029.26	134	OAK HILL, WV
	THORNE STEVEN M	48,404.00	94	LOGAN, WV
	TICHENOR LAW OFFICE	34,416.13	59	FAIRMONT, WV
*	TINGLER GREGORY R	124,869.20	164	ELKINS, WV
	TIPTON LAW OFFICES	12,388.30	34	MORGANTOWN, WV
	TISSUE PHILIP J	7,634.93	7	OAK HILL, WV
	TORRES GEORGE M	38,627.44	38	PARKERSBURG, WV
	TREADWAY JOHN H JR	74,603.19	110	MOOREFIELD, WV
	TRIPLETT & TRIPLETT LC	2,740.00	1	ELKINS, WV
	TROZZO LOWERY WESTON & ROCK	8,331.48	15	CUMBERLAND, MD
	TRUMP & TRUMP LC	4,703.75	3	BERKELEY SPRINGS, WV
	TUCKER GREGORY A PLLC	7,267.08	6	SUMMERSVILLE, WV
	TYREE EMBREE & ASSOCIATES PLLC	15,215.71	42	HURRICANE, WV
*	TYSON DAVID R	68,542.84	141	HUNTINGTON, WV
	UMINA LEGAL PLLC	2,734.03	6	MORGANTOWN, WV
	VAN ZANT SUSAN J LC	56,376.55	79	WILLIAMSON, WV
	VARNEY DONALD GEOFFREY	3,044.70	2	CATLETTSBURG, KY
*	VICTOR & VICTOR LLP	221,969.45	286	CHARLESTON, WV

* - Uses Third Party Financing

**PUBLIC DEFENDER SERVICES
 APPOINTED COUNSEL FEES AND EXPENSES PAID**

FEES		ALPHABETICAL ORDER		
*	PAYEE	TOTAL \$	# OF CLAIMS	OFFICE LOCATION
	VITAL RICHARD L	11,083.00	13	BARBOURSVILLE, WV
*	WALKER LELA ATTY AT LAW PLLC	67,496.42	199	OCEANA, WV
*	WALL RANDALL D	62,704.50	376	HUNTINGTON, WV
	WALLACE MICHAEL K	40,126.71	47	SOUTH CHARLESTON, WV
	WALTERS & HEISHMAN PLLC	953.50	1	MOOREFIELD, WV
	WALTERS RICHARD J	8,158.55	6	PITTSBURGH, PA
	WARD LAW OFFICES PLLC	10,240.66	15	BECKLEY, WV
*	WARMAN CHERYL L	13,658.34	18	MORGANTOWN, WV
	WARNICK ELIZABETH B ATTORNEY	7,480.50	15	BRUCETON MILLS, WV
	WEATHERHOLT LEGAL SERVICES PLLC	121,315.94	164	MOOREFIELD, WV
*	WEESE TRACY	22,334.55	9	SHEPHERDSTOWN, WV
	WESTON LAW A LEGAL CORP	3,584.22	3	HURRICANE, WV
	WHITE & CLYBURN LAW OFFICES	147,277.80	151	MOUNDSVILLE, WV
	WHITE KEITH ATTORNEY AT LAW	109,086.51	90	ST MARYS, WV
	WHITE MAX H PLLC	51,149.64	153	KEYSER, WV
*	WHITEMAN BURDETTE PLLC	230,467.10	324	FAIRMONT, WV
	WHITEMAN FRANCES C	122,711.89	91	FAIRMONT, WV
*	WHITT MICHAEL R	138,961.82	70	LEWISBURG, WV
*	WIEDEL DIANA CARTER	129,708.55	115	WILLIAMSON, WV
*	WILCOX TIMBERA C	89,421.37	201	CHARLESTON, WV
*	WILDMAN ERIC KEITH	33,512.19	39	FAIRMONT, WV
	WILKINSON ROBERT E ATTORNEY AT LAW	27,387.04	18	HUNTINGTON, WV
*	WILLIAMS DEAN E	74,489.33	160	GLEN DALE, WV
	WILLIAMS JOHN E JR	71,184.81	142	PRINCETON, WV
	WILSON CHRISTOPHER M PLLC LAW OFFICE OF	78,361.46	84	FAIRMONT, WV
*	WILSON LAW OFFICE	72,918.00	194	KEYSER, WV
	WINDOM LAW OFFICES PLLC	1,450.51	3	HARRISVILLE, WV
	WINTER KURT J	17,660.90	66	BURGETTSTOWN, PA
	WITT LAW PLLC	13,301.39	8	HUNTINGTON, WV
	WOLFE B SCOTT PLLC LAW OFFICE OF	64,026.82	49	HARRISVILLE, WV
*	WOLFE WHITE & ASSOCIATES	44,828.08	155	LOGAN, WV
	WOODS JEFF C LAW OFFICE OF	3,886.10	11	SCOTT DEPOT, WV
	WOOTON & WOOTON	2,185.43	7	BECKLEY, WV
	WOOTON WOOTON & DAVIS PLLC	92.00	1	BECKLEY, WV
*	WORKMAN ELLIOTT E PLLC	77,123.81	145	MADISON, WV
	WRIGHT DAYA MASADA PLLC LAW OFFICE OF	6,578.94	4	BUCKHANNON, WV
*	WRIGHT STEVEN MCKAY	77,571.38	103	HUNTINGTON, WV
*	YANNI LAW FIRM	34,071.15	117	MARTINSBURG, WV
	YOHO AARON PAUL	63,595.20	118	KINGWOOD, WV
	YOST BRIAN D	46,850.82	59	HURRICANE, WV
*	YOUNG WILLIAM PRENTICE PLLC	52,586.43	16	MARTINSBURG, WV
*	YOUNGER C CHRISTOPHER	61,776.58	77	WILLIAMSON, WV
*	YOUNGER CULLEN C ATTORNEY AT LAW	33,163.50	46	WILLIAMSON, WV
	ZIEGLER & ZIEGLER LC	268.00	2	HINTON, WV
	APPOINTED COUNSEL VOUCHERS	27,490,542.78	40,066	

* - Uses Third Party Financing

**PUBLIC DEFENDER SERVICES
 APPOINTED COUNSEL FEES AND EXPENSES PAID**

DIRECT EXPENSE VOUCHERS		ALPHABETICAL ORDER		
*	PAYEE	TOTAL \$	# OF CLAIMS	OFFICE LOCATION
	APPLIED DNA RESOURCES	1,812.50	1	COLUMBUS, OH
	BAER TALIA M	2,974.60	21	RACINE, OH
	BEHAVIORAL SCIENCE ASSOCIATES INC	4,287.50	1	WHEELING, WV
	BETLERS REPORTING & LEGAL VIDEO SERVICES LLC	19.25	1	HUNTINGTON, WV
	BIEBER ROBERT PAUL	675.00	1	SAN JOSE, CA
	BLOSSER JULIE A	1,374.45	1	MORGANTOWN, WV
	BODE CELLMARK FORENSICS INC	5,250.00	2	LORTON, VA
	BRAMBLE CHARLES E III & ASSOC	3,882.39	1	BRIDGEPORT, WV
*	BREWSTER INVESTIGATIONS	5,516.21	6	RODERFIELD, WV
	BROWN ROBIN R	469.70	1	LOOKOUT, WV
	BURGESS AMANDA J	130.00	1	LAVALETTE, WV
*	BUZZO BILL J	6,781.44	12	BLUEFIELD, WV
*	CABELLS PRIVATE INVESTIGATION	33,352.21	43	CABIN CREEK, WV
	CAMPBELL JANETTE M	132.30	1	SUTTON, WV
	CANTIS INVESTIGATIVE SERVICES LLC	1,900.04	1	MORGANTOWN, WV
	CENTER FOR PROFESSIONAL COUNSELING LLC	387.32	1	WHEELING, WV
	CHANDLER MARCIA L	1,975.05	1	GREENCASTLE, PA
	CHESLOCK TERRI R	397.55	3	FAIRMONT, WV
	CLAYMAN & ASSOCIATES PLLC	1,649.00	1	CHARLESTON, WV
	CLEMENT CONSULTING LLC	2,125.00	1	RALEIGH, NC
	COOK SERVICES & INVESTIGATIONS	19,575.57	7	LOST RIVER, WV
	CORNELL INVESTIGATIONS	5,004.38	12	HARRISVILLE, WV
	CORNELL INVESTIGATIONS LLC	4,809.52	11	HARRISVILLE, WV
	DAISEY SHERI L	42.35	1	PRINCETON, WV
	DAVIS KATHY J	1,711.25	5	FT GAY, WV
	DEMUTH CONNIE D	4,587.80	11	HURRICANE, WV
	DIGITAL FORENSIC INVESTIGATIONS LLC	7,922.48	1	MORGANTOWN, WV
	DILORENZO REPORTING SERVICE LLC	789.25	1	BECKLEY, WV
	E A S WINCHESTER PLLC	7,975.00	3	WINCHESTER, VA
	EADES EVONNE RENEE	1,362.90	1	CLARKSBURG, WV
	EASTERN PSYCHOLOGICAL SERVICES INC	9,000.00	6	ROMNEY, WV
	ESTEP DAVID LARRY JR	750.00	1	HOMEWOOD, AL
	FORENSICDX PC	2,000.00	1	WINDBER, PA
	FREMOUW SIGLEY & BAKER PSYCHOLOGICAL ASSOCIATES PLLC	11,025.00	8	MORGANTOWN, WV
	GINGER AVOCADO CONSULTANTS	6,250.00	1	BALTIMORE, MD
	GREGORY JAMES H II	450.00	1	CHARLES TOWN, WV
	GRIFFIN & ASSOCIATES	7,223.98	4	HUNTINGTON, WV
	HAGAN LEIGH D PHD PC	3,500.00	1	CHESTERFIELD, VA
	HERRON-RICE TRACY P	1,559.25	3	MOOREFIELD, WV
	HUDSON CLIFTON R PHD	1,500.00	1	CHARLESTON, WV
	HUNTER AMANDA R	90.30	2	HUNTINGTON, WV
	HURLEY MARY K	154.35	1	MARTINSBURG, WV
	INTL MEDICAL LEGAL FORENSIC EXPERTS LLC	6,000.00	1	HUNTSVILLE, AL
*	JONES INVESTIGATIONS	4,258.04	4	BLUEFIELD, WV
	KELLEY SHAMELLE D	373.45	1	CHARLESTON, WV
	KENTUCKY MEDICAL SERVICES FOUNDATION INC	1,250.00	1	LEXINGTON, KY
	KEPLINGER MARIA K	1,643.95	1	MOUNT STORM, WV
	KIDD INVESTIGATIONS INC	664.30	1	SAINT ALBANS, WV
	KINCAID ERIN E	746.90	1	GALLIPOLIS, OH
	KING RYAN MICHAEL	797.20	1	LEWISBURG, WV
	KLM INVESTIGATIONS	1,493.01	2	WILLIAMSTOWN, WV
	LANDES SUSAN M	949.75	3	KEYSER, WV

* - Uses Third Party Financing

**PUBLIC DEFENDER SERVICES
 APPOINTED COUNSEL FEES AND EXPENSES PAID**

DIRECT EXPENSE VOUCHERS		ALPHABETICAL ORDER		
*	PAYEE	TOTAL \$	# OF CLAIMS	OFFICE LOCATION
	LANTERN MENTAL HEALTH INC	1,400.00	1	PINEVILLE, WV
	LAUREL RIDGE PSYCHOLOGICAL ASSOCIATES LLC	3,000.00	1	PRINCETON, WV
	LILLY BRITTANY A PARALEGAL SERVICES	850.08	3	BECKLEY, WV
	LINGER REBECCA SUSAN	3,000.00	1	CHARLESTON, WV
	MARSHALL PSYCHIATRY	1,900.00	1	HUNTINGTON, WV
	MCCLELLAND SERVICES LLC	2,760.45	5	SHADY SPRINGS, WV
	MCMILLEN SHARON G MA PSYCHOLOGIST INC	500.00	1	KINGWOOD, WV
*	MORRISON STEPHEN PRIVATE INVESTIGATIONS	9,219.93	5	BARBOURSVILLE, WV
	MORTON PAUL B	2,047.85	3	WAVERLY, WV
	MOUNTAIN STATE PSYCHOLOGICAL SERVICES PLLC	2,100.00	1	KEYSER, WV
	MOUNTAIN STATE REPORTING	623.35	1	MORGANTOWN, WV
	MOUNTAINEER BEHAVIORAL HEALTH PLLC	5,850.00	1	MARTINSBURG, WV
	MUNDY BELINDA E	296.45	1	CHARLESTON, WV
	ORION STRATEGIES LLC	9,425.00	1	CHARLESTON, WV
	OWENS ANNE R	1,120.35	7	LEWISBURG, WV
	PANHANDLE ACCIDENT RECONSTRUCTION	2,255.65	4	MARTINSBURG, WV
	PATE PHILIP E	6,000.00	1	WINCHESTER, VA
	PATE PHILIP E PHD	11,762.50	4	WINCHESTER, VA
	PATTERSON LEGAL ASSISTING SERVICES	748.26	1	SOUTH CHARLESTON, WV
	PERRY HOLDINGS LLC	630.00	1	LOST CREEK, WV
	PETERS LARRY A INC	9,335.93	8	WINCHESTER, VA
	POTOMAC HIGHLANDS MENTAL HEALTH GUILD INC	600.00	1	PETERSBURG, WV
	PSYCHOLOGICAL CONSULTING INC	6,150.00	6	MARTINSBURG, WV
	SAAR PSYCHOLOGICAL GROUP PLLC	1,800.00	1	SOUTH CHARLESTON, WV
	SCALES LAW OFFICE	1,303.50	1	MARTINSBURG, WV
	SCOTT RONALD R	14,499.15	1	PHOENIX, AZ
	SIDEROVSKI CONSULTING LLC	7,565.00	1	MORGANTOWN, WV
	SMITH MARY J	384.75	2	KEYSER, WV
	SMITH RALPH SILAS JR	1,125.00	1	CHARLESTON, WV
	SMITH RON & ASSOCIATES INC	2,400.00	1	COLLINSVILLE, MS
	SOLID ROCK INVESTIGATIONS LLC	7,906.98	15	RED HOUSE, WV
	STEALTH INVESTIGATIONS	2,126.26	2	GASSAWAY, WV
	STRICKER TANIA	192.50	1	PINCH, WV
	THE BOW SHOP	983.60	1	CLARKSBURG, WV
	TRI S INVESTIGATIONS INC	360.65	1	PARKERSBURG, WV
	VAUGHAN INVESTIGATIONS	5,646.53	12	BRADLEY, WV
	WALKER CHASTITY LEIGH	1,060.00	1	BLUEFIELD, WV
	WANDLING NATALIE L	562.30	1	SCOTT DEPOT, WV
	WATSON WENDI L	234.85	1	SHEPHERDSTOWN, WV
	WEEDN VICTOR WALTER	2,475.00	1	ARLINGTON, VA
	WENTLING FREDERICK M	1,500.00	1	LEBANON, PA
	WOODS INVESTIGATIONS	8,073.30	6	BECKLEY, WV
	WV DEPOS	289.00	1	CLARKSBURG, WV
	ZAGULA DEBORAH A	1,001.00	1	WEIRTON, WV
	DIRECT EXPENSE VOUCHERS	333,616.66	312	

* - Uses Third Party Financing

**PUBLIC DEFENDER SERVICES
 FY2020 HIGHEST COMPENSATED
 TOTAL \$ AND TOTAL OF IN - AND OUT-OF-COURT HOURS
 IN ORDER BY \$**

PAYEE ATTORNEY	FY2020			FY2019			FY2018			
	# OF ATTORNEYS	TOTAL \$	IN	OUT	TOTAL \$	IN	OUT	TOTAL \$	IN	OUT
THE BISCHOFF LAW FIRM PLLC	1	267,441.00	775.50	4,669.60	209,039.50	737.60	3,579.90	74,256.50	274.60	1,253.50
CHILDLAW SERVICES INC	4	246,188.00	578.20	4,460.20	242,292.50	673.60	4,411.30	142,300.50	488.10	2,457.20
ALVAREZ JENNIFER		0.00	0.00	0.00	0.00	0.00	0.00	0.00	0.00	0.00
BOND WALLACE CATHERINE		76,731.50	179.20	1,418.50	202,536.00	583.20	3,658.40	120,551.00	399.40	2,102.00
DAVIS ELIZABETH		62,870.00	144.40	1,100.40	128.00	0.10	2.70	782.50	2.90	13.20
ESTEP-MORGAN MALORIE		0.00	0.00	0.00	0.00	0.00	0.00	1,041.00	4.80	16.20
OGLESBY MONICA		46,263.00	141.30	819.60	34,070.00	81.70	639.10	19,926.00	81.00	325.80
WRIGHT ANDREW		60,323.50	113.30	1,121.70	5,558.50	8.60	111.10	0.00	0.00	0.00
LAWRENCE E SHERMAN JR LC	2	238,601.50	860.00	3,685.90	92,034.50	271.60	1,652.90	107,120.50	354.50	1,868.40
MALLOW APRIL		0.00	0.00	0.00	8,590.00	30.80	146.40	2,312.50	4.70	44.60
SHERMAN LAWRENCE E JR		81,574.00	305.00	1,235.90	39,905.00	105.70	734.10	48,398.50	163.40	839.50
VANCE BRIAN		157,027.50	555.00	2,450.00	43,539.50	135.10	772.40	56,409.50	186.40	984.30
WHITEMAN BURDETTE PLLC	2	223,227.50	263.80	3,952.10	151,306.00	216.80	3,049.20	137,508.00	183.00	2,791.40
BABINEAU ROBYN		82,795.50	117.90	1,429.70	86,910.50	132.40	1,740.10	57,170.50	82.70	1,151.00
MINUTELLI MICHELLE		0.00	0.00	0.00	0.00	0.00	0.00	56,614.00	64.10	1,165.50
MINUTELLI VITO		140,432.00	145.90	2,522.40	64,395.50	84.40	1,309.10	23,723.50	36.20	474.90
TIMOTHY H PRENTICE	1	217,192.00	853.10	3,018.20	102,846.00	428.10	1,667.10	62,944.50	217.50	1,084.60
HUGHART LAW OFFICE	1	214,571.00	426.40	3,951.20	160,425.50	358.90	3,046.60	80,619.00	176.70	1,536.30
HUGHART KEVIN W		214,571.00	426.40	3,951.20	160,425.50	358.90	3,046.60	80,619.00	176.70	1,536.30
VICTOR & VICTOR LLP	2	207,051.50	460.60	3,401.50	232,900.00	502.10	4,450.30	196,714.50	460.20	3,706.70
HELGOE BARRON		0.00	0.00	0.00	0.00	0.00	0.00	0.00	0.00	0.00
VICTOR JENNIFER		69,525.00	141.00	1,150.90	66,204.50	147.40	1,258.30	75,289.00	191.90	1,395.90
VICTOR MATTHEW		137,526.50	319.60	2,250.60	166,695.50	354.70	3,192.00	121,425.50	268.30	2,310.80
MOUNTAINEER LEGAL SERVICES PLLC	2	201,938.50	236.60	3,270.30	175,883.50	254.30	3,541.20	131,332.00	157.70	2,690.70
IAPALUCCI ALLISON		113,966.50	128.00	1,854.70	96,707.50	143.00	1,942.50	57,580.00	83.60	1,158.80
NELSON MARY		87,972.00	108.60	1,415.60	79,176.00	111.30	1,598.70	72,881.50	72.20	1,515.30
WAGNER JENNIFER		0.00	0.00	0.00	0.00	0.00	0.00	870.50	1.90	16.60
ROSINSKY LAW OFFICE	1	198,888.50	390.70	3,294.90	240,885.50	565.90	4,535.60	122,864.90	382.50	2,177.83
SHARON K CHILDERS	1	194,329.50	334.60	3,117.00	149,603.50	353.30	2,814.20	124,579.00	327.20	2,295.80
RUTH LAW OFFICES PLLC	1	189,283.50	501.00	2,853.50	196,461.50	692.80	3,365.10	165,961.00	601.70	2,818.90
NESSSEL LAW FIRM	1	188,149.00	559.70	2,730.00	165,771.50	633.40	2,768.90	146,022.50	555.40	2,442.70

**PUBLIC DEFENDER SERVICES
 FY2020 HIGHEST COMPENSATED
 TOTAL \$ AND TOTAL OF IN - AND OUT-OF-COURT HOURS
 IN ORDER BY \$**

PAYEE ATTORNEY	FY2020			FY2019			FY2018			
	# OF ATTORNEYS	TOTAL \$	IN	OUT	TOTAL \$	IN	OUT	TOTAL \$	IN	OUT
BULLMAN & BULLMAN	2	183,775.00	791.30	2,603.40	179,202.00	879.00	2,712.60	100,303.00	513.80	1,486.80
BULLMAN EDWARD		83,421.50	313.60	1,219.10	78,486.00	350.40	1,238.00	49,971.00	229.20	779.40
BULLMAN SANDRA		100,353.50	477.70	1,384.30	100,716.00	528.60	1,474.60	50,332.00	284.60	707.40
HOLLY W HINERMAN	1	177,255.00	199.50	3,085.90	103,849.00	188.00	2,036.20	96,189.50	143.20	1,930.70
CAMPBELL & SMITH PLLC	2	168,766.00	467.30	2,512.90	129,588.50	492.40	2,168.50	69,421.50	278.10	1,141.00
CAMPBELL ADAM		90,853.00	248.60	1,349.90	70,871.00	290.50	1,155.30	29,891.00	152.20	444.40
SMITH MATTHEW		77,913.00	218.70	1,163.00	58,717.50	201.90	1,013.20	39,530.50	125.90	696.60
J A M LAW PLLC	1	158,033.00	373.30	2,484.00	102,463.00	315.80	1,820.80	90,086.50	282.20	1,594.30
MCCULLOUGH JUDITH		158,033.00	373.30	2,484.00	102,463.00	315.80	1,820.80	90,086.50	282.20	1,594.30
GREGG PHILLIP DAVIS	1	155,174.00	565.20	2,393.40	126,046.50	442.20	2,162.30	132,828.00	464.70	2,280.50
FUNKHOUSER & SMITH PLLC	2	153,525.50	345.10	2,412.30	0.00	0.00	0.00	0.00	0.00	0.00
FUNKHOUSER JOHN		30,869.00	52.60	506.10	0.00	0.00	0.00	0.00	0.00	0.00
SMITH ASHLEY		122,656.50	292.50	1,906.20	0.00	0.00	0.00	0.00	0.00	0.00
SOUTHERN WV LAW CLINIC	1	148,929.00	188.40	2,473.90	118,814.50	210.20	2,336.70	72,093.00	193.20	1,323.00
MANCINI STEVEN		148,929.00	188.40	2,473.90	118,814.50	210.20	2,336.70	72,093.00	193.20	1,323.00
LAW OFFICE OF DAVID B KELLEY	1	147,350.00	320.80	2,535.50	156,184.00	327.50	2,997.70	97,329.00	267.00	1,777.20
MURPHY S SEAN PLLC	1	146,574.50	271.30	2,743.60	3,412.50	10.20	61.10	50,494.00	85.70	998.30
HARVEY & JANUTOLO	2	145,316.00	187.90	2,544.00	69,158.00	110.80	1,376.80	124,972.00	202.40	2,484.80
HAGER NATALIE		0.00	0.00	0.00	0.00	0.00	0.00	0.00	0.00	0.00
HARVEY HENRY		215.00	1.30	2.90	19,163.50	47.60	357.10	51,167.00	88.30	1,009.50
HARVEY JOSEPH		145,101.00	186.60	2,541.10	49,994.50	63.20	1,019.70	73,805.00	114.10	1,475.30
JANUTOLO SHANE		0.00	0.00	0.00	0.00	0.00	0.00	0.00	0.00	0.00
JANUTOLO THOMAS		0.00	0.00	0.00	0.00	0.00	0.00	0.00	0.00	0.00
ISNER LAW OFFICE LC INC	3	144,759.50	455.20	2,126.20	120,738.00	515.40	1,938.60	75,658.50	361.80	1,158.70
CLIFFORD MICHAEL		35,223.50	106.30	604.60	4,240.50	14.70	73.00	0.00	0.00	0.00
FUELLHART DAVID		101,110.00	330.50	1,404.60	109,626.00	471.00	1,755.80	65,777.50	317.30	1,003.40
ISNER PHILLIP		8,426.00	18.40	117.00	6,871.50	29.70	109.80	9,881.00	44.50	155.30
HAGER & LAWSON PLLC	2	143,880.00	314.70	2,290.40	198,356.50	564.80	3,592.10	155,860.00	478.70	2,772.10
HAGER EARL		70,096.00	136.40	1,110.70	88,523.00	224.50	1,642.90	84,446.50	220.70	1,557.80
LAWSON JOSHUA		73,784.00	178.30	1,179.70	109,833.50	340.30	1,949.20	71,413.50	258.00	1,214.30

**PUBLIC DEFENDER SERVICES
 FY2020 HIGHEST COMPENSATED
 TOTAL \$ AND TOTAL OF IN - AND OUT-OF-COURT HOURS
 IN ORDER BY \$**

PAYEE ATTORNEY	FY2020			FY2019			FY2018			
	# OF ATTORNEYS	TOTAL \$	IN	OUT	TOTAL \$	IN	OUT	TOTAL \$	IN	OUT
PRITT & SPANO PLLC	3	138,729.50	406.30	2,059.50	103,081.00	324.80	1,821.53	86,593.00	274.70	1,527.50
CUSHMAN FAUN		2,156.00	4.00	30.60	0.00	0.00	0.00	0.00	0.00	0.00
PRITT ALAN		17,901.50	36.40	301.90	16,842.00	39.30	317.50	21,575.50	60.20	392.50
SPANO JOSEPH		118,672.00	365.90	1,727.00	86,239.00	285.50	1,504.03	65,017.50	214.50	1,135.00
MICHAEL R WHITT	1	137,800.50	201.60	2,311.20	147,591.00	270.90	2,888.50	170,456.00	255.40	3,419.00
WHITE & CLYBURN LAW OFFICES	2	137,098.00	306.20	2,367.60	150,605.50	413.30	2,749.80	84,584.00	244.90	1,525.90
CLYBURN BRENT		87,939.00	181.20	1,550.80	103,091.50	273.20	1,896.30	60,766.50	160.80	1,118.10
WHITE THOMAS E		49,159.00	125.00	816.80	47,514.00	140.10	853.50	23,817.50	84.10	407.80
GRUNAU LAW OFFICES PLLC	1	134,931.50	150.40	2,408.30	14,187.00	22.20	283.20	0.00	0.00	0.00
JAMELLA L LOCKWOOD	1	133,409.50	395.30	2,063.70	145,565.00	451.30	2,582.90	99,789.00	296.40	1,789.40
R KEITH FLINCHUM	1	128,954.00	236.50	2,022.40	125,489.00	247.60	2,431.00	75,831.50	151.30	1,466.60
LAW FIRM OF M E SNEAD PLLC	1	128,669.50	444.80	1,699.50	137,143.50	621.30	2,150.20	82,940.00	334.60	1,359.80
LYONS PHILLIPS LEGAL GROUP PLLC	3	126,957.00	180.60	2,099.60	132,436.50	168.60	2,699.50	37,394.00	31.00	786.20
ANTOLINI KRISTEN		18,132.50	50.20	240.50	0.00	0.00	0.00	0.00	0.00	0.00
LYONS TERESA		28,477.50	62.10	444.30	28,332.00	91.80	497.00	7,564.00	19.10	140.50
PHILLIPS TODD		80,347.00	68.30	1,414.80	104,104.50	76.80	2,202.50	29,830.00	11.90	645.70
WIEDEL DIANA CARTER	1	126,882.50	289.60	1,984.40	104,131.50	247.80	1,956.10	99,317.00	269.20	1,818.20
ESCUE LAW OFFICE	1	125,321.50	609.20	1,684.20	101,093.50	432.50	1,621.80	73,963.50	303.60	1,205.10
CHAPMAN NATE		0.00	0.00	0.00	0.00	0.00	0.00	0.00	0.00	0.00
ESCUE BRYAN		125,321.50	609.20	1,684.20	101,093.50	432.50	1,621.80	73,963.50	303.60	1,205.10
HERBERT L HIVELY	1	124,523.00	371.80	1,779.00	110,129.50	399.20	1,870.70	93,916.50	354.90	1,574.40
KOSTENKO & OSGOOD LC	2	123,673.50	330.00	1,842.20	101,044.00	325.40	1,775.40	12,965.00	48.40	218.20
KOSTENKO CHRISTINA		71,061.00	196.80	1,086.60	71,449.00	232.10	1,252.50	12,965.00	48.40	218.20
OSGOOD AMY		52,612.50	133.20	755.60	29,595.00	93.30	522.90	0.00	0.00	0.00
LAW OFFICE OF ROBBY N LONG LC	1	123,618.00	351.00	1,819.90	116,289.00	385.13	2,027.90	117,561.00	415.50	2,012.30
GREGORY R TINGLER	1	122,198.50	207.00	2,039.30	136,761.00	303.60	2,600.60	28,799.50	67.70	542.20
EDMOND & BAUM PLLC	1	120,792.00	166.80	2,059.70	134,001.00	184.50	2,711.30	68,679.00	128.70	1,340.30
BAUM MICHAEL		120,792.00	166.80	2,059.70	134,001.00	184.50	2,711.30	68,679.00	128.70	1,340.30
FRANCES C WHITEMAN	1	120,617.50	210.80	2,064.00	121,132.50	219.00	2,375.50	57,889.00	82.40	1,167.40
MOSES JOSEPH J	1	119,861.50	218.60	2,244.60	143,882.50	302.60	2,760.30	110,730.00	203.10	2,167.30
LAW OFFICE OF REBECCA S JOHNSON	1	119,783.00	378.40	1,973.90	90,142.50	317.40	1,544.70	78,148.00	302.00	1,300.40
DINARDI PETER D	1	119,156.00	190.90	2,021.90	136,699.50	285.00	2,626.10	55,786.50	127.80	1,055.10
KURELAC LAW OFFICE	1	118,827.00	274.20	1,994.80	66,344.50	145.40	1,264.30	0.00	0.00	0.00
KURELAC PETER		118,827.00	274.20	1,994.80	66,344.50	145.40	1,264.30	0.00	0.00	0.00
RUMORA & RUMORA LC	2	118,069.00	94.70	2,073.50	98,819.50	116.50	2,027.71	111,550.00	224.60	2,154.47
RUMORA MARSHA		74,697.00	52.50	1,341.50	56,752.00	58.40	1,176.80	62,707.00	148.70	1,178.70
RUMORA RONALD		43,372.00	42.20	732.00	42,067.50	58.10	850.91	48,843.00	75.90	975.77
MOLAW PLLC	1	118,059.50	301.30	1,765.20	103,326.50	287.20	1,881.30	61,573.00	155.00	1,144.40
MORELLI ANN MARIE		118,059.50	301.30	1,765.20	103,326.50	287.20	1,881.30	61,573.00	155.00	1,144.40
GARRETT & GARRETT	2	117,682.00	258.80	2,073.80	144,552.00	319.20	2,751.20	127,342.00	320.90	2,366.30
GARRETT KAREN		35,659.50	100.50	597.00	27,048.00	66.30	505.30	31,760.50	74.00	598.90

**PUBLIC DEFENDER SERVICES
 FY2020 HIGHEST COMPENSATED
 TOTAL \$ AND TOTAL OF IN - AND OUT-OF-COURT HOURS
 IN ORDER BY \$**

PAYEE ATTORNEY	FY2020			FY2019			FY2018			
	# OF ATTORNEYS	TOTAL \$	IN	OUT	TOTAL \$	IN	OUT	TOTAL \$	IN	OUT
GARRETT LARY		82,022.50	158.30	1,476.80	117,080.50	252.20	2,237.50	56,852.00	132.70	1,071.70
ORNDORFF JOSHUA		0.00	0.00	0.00	423.50	0.70	8.40	38,729.50	114.20	695.70
LAW OFFICE OF KAREN S HATFIELD PLLC	1	116,915.50	287.00	1,889.30	114,139.00	252.60	2,171.56	57,333.50	133.05	1,081.90
CHARLES R HAMILTON	1	116,555.00	213.10	1,968.40	94,401.00	248.40	1,739.00	79,924.00	213.50	1,467.70
LAW OFFICE OF FOLICKMAN & TURKETT PLLC	2	113,768.00	223.30	1,752.50	176,668.00	313.10	3,473.70	63,207.50	100.60	1,259.30
FOLICKMAN PAMELA		0.00	0.00	0.00	1,582.00	1.70	32.70	0.00	0.00	0.00
HALL SARA		0.00	0.00	0.00	55,580.00	70.00	1,134.00	5,296.00	3.80	112.20
RIBEL KATICA		66,971.50	156.20	994.80	73,323.50	177.10	1,373.60	14,828.00	30.40	285.60
TURKETT HOLLY		46,796.50	67.10	757.70	46,182.50	64.30	933.40	43,083.50	66.40	861.50
MOFFATT CHRISTOPHER G	1	112,800.00	343.20	1,633.10	116,470.00	380.30	2,038.90	127,368.00	350.10	2,324.70
WEATHERHOLT LEGAL SERVICES PLLC	1	112,223.00	237.70	1,850.40	37,460.00	76.60	721.80	0.00	0.00	0.00
SHAW & SHAW LC	1	111,802.00	299.60	1,765.20	77,815.00	239.00	1,384.00	105,084.00	303.30	1,897.10
MCGRAW LAW OFFICES	2	110,062.50	261.00	1,953.10	90,984.00	231.90	1,686.90	77,242.50	173.70	1,465.60
BOWYER THAD		67,183.00	224.60	1,167.70	88,394.50	227.30	1,636.00	72,953.00	171.40	1,373.60
MCGRAW WARREN II		42,879.50	36.40	785.40	2,589.50	4.60	50.90	4,289.50	2.30	92.00
JOHN M JURCO	1	109,975.50	117.30	1,984.80	96,162.50	121.60	1,961.30	60,043.50	75.60	1,225.10
SAAD DIXON LAW OFFICE PLLC	2	108,842.00	643.90	1,424.20	73,963.00	530.60	877.20	73,875.00	353.40	1,131.20
DIXON SARAH		64,848.50	461.80	744.20	62,913.50	512.50	657.80	16,414.50	134.70	170.20
SAAD ABRAHAM		43,993.50	182.10	680.00	3,190.50	17.10	46.20	55,181.00	206.20	928.40
SLONE ADAM		0.00	0.00	0.00	7,859.00	1.00	173.20	2,279.50	12.50	32.60
LAW OFFICE OF IRA RICHARDSON PLLC	1	108,431.00	368.80	1,605.60	24,228.50	82.60	419.10	0.00	0.00	0.00
CLAY LAW FIRM PLLC	1	108,344.00	318.40	1,635.50	47,947.50	111.60	904.30	3,526.50	9.60	64.50
DOVE EVAN		108,344.00	318.40	1,635.50	47,947.50	111.60	904.30	3,526.50	9.60	64.50

**PUBLIC DEFENDER SERVICES
 FY2020 HIGHEST COMPENSATED
 TOTAL \$ AND TOTAL OF IN - AND OUT-OF-COURT HOURS
 IN ORDER BY \$**

PAYEE ATTORNEY	FY2020			FY2019			FY2018			
	# OF ATTORNEYS	TOTAL \$	IN	OUT	TOTAL \$	IN	OUT	TOTAL \$	IN	OUT
BAKER & HONAKER PLLC	2	108,204.00	495.30	1,382.30	83,907.50	426.40	1,248.70	56,980.00	311.90	815.70
BAKER JOEL		72,018.00	318.60	952.60	31,004.50	124.40	509.30	33,048.00	192.60	456.20
HONAKER CALVIN		36,186.00	176.70	429.70	52,903.00	302.00	739.40	23,932.00	119.30	359.50
LAW OFFICES OF DREAMA D SINKKANEN	1	108,124.00	554.30	1,602.10	82,713.50	401.80	1,257.70	60,697.50	284.70	937.60
LAW OFFICE OF HEATHER L STARCHER	1	107,812.50	273.90	1,911.50	8,717.00	26.80	155.00	15,128.00	43.60	273.20
BELLOMY & TURNER LC	3	107,679.50	640.90	1,244.50	96,898.00	620.30	1,257.30	74,781.00	515.70	916.90
BARTRAM SHAWN		61,943.00	391.60	698.00	65,811.00	432.60	837.60	52,661.50	371.60	633.50
BELLOMY DONALD		10,184.00	50.50	127.90	4,542.50	23.50	67.00	947.00	4.60	14.40
TURNER RYAN		35,552.50	198.80	418.60	26,544.50	164.20	352.70	21,172.50	139.50	269.00
ERIC K POWELL	1	106,462.50	271.20	1,824.10	103,974.50	221.50	1,990.60	60,519.50	126.40	1,162.30
BRIAN W BAILEY	1	106,222.50	352.80	1,602.10	161,533.50	619.50	2,694.80	81,699.50	316.90	1,357.80
STEDMAN & RIDDELL	3	106,157.50	472.10	1,519.30	135,916.00	739.70	1,951.90	90,896.50	447.80	1,373.10
BATTEN DYLAN		38,007.50	129.70	571.60	12,519.50	49.30	207.00	0.00	0.00	0.00
RIDDELL CHRISTIAN		29,983.00	163.70	394.00	54,193.50	302.40	767.50	25,989.50	136.00	381.10
STEDMAN JASON		38,167.00	178.70	553.70	69,203.00	388.00	977.40	64,907.00	311.80	992.00
LAW OFFICE OF JEFFREY O DYE II PLLC	1	105,938.00	849.10	1,127.70	1,837.50	15.60	18.30	17,437.00	78.50	274.10
JOHN CLARK ANDERSON	1	105,560.50	203.30	1,750.70	77,194.50	161.40	1,482.30	61,238.50	135.80	1,164.70
GARVIN LAW PLLC	1	104,188.50	395.10	1,718.70	68,493.50	189.40	1,248.50	124,606.50	285.60	2,356.50
NANNERS LAW OFFICE PLLC	1	103,206.00	461.70	1,451.20	64,395.00	238.50	1,086.50	0.00	0.00	0.00
SUSIE HILL ATTORNEY AT LAW PLLC	1	103,099.00	115.40	1,834.70	33,010.81	74.30	626.25	1,040.00	2.50	19.50
WILLIAM T NESTOR PLLC	2	102,806.00	423.70	1,439.70	91,355.00	308.50	1,584.50	38,806.00	103.40	713.00
DAVIS MORRIS		99,061.50	414.90	1,375.80	88,888.50	301.50	1,539.80	13,367.00	37.00	243.60
NESTOR WILLIAM		3,744.50	8.80	63.90	2,466.50	7.00	44.70	25,439.00	66.40	469.40
RICHARDSON DAVID B LAW OFFICE	1	102,258.00	254.70	1,556.50	113,773.50	393.30	1,960.20	78,710.50	359.60	1,229.70
LAW OFFICE OF COURTNEY L AHLBORN PLLC	1	101,946.50	460.90	1,507.80	65,212.50	264.30	1,067.40	107,180.50	341.30	1,888.80
DENNIE S MORGAN	1	101,571.00	260.70	1,500.20	88,194.00	222.90	1,637.90	72,019.50	183.90	1,334.80
SCALES LAW OFFICE	1	101,483.50	321.80	1,662.80	32,780.50	93.50	593.40	69,893.50	217.10	1,239.60
BLAIR JERRY	1	100,870.50	188.10	1,566.50	70,598.50	142.10	1,363.60	44,951.50	101.30	852.60
REDMAN & PAYNE	2	100,868.50	296.90	1,583.10	17,891.50	59.60	311.50	3,746.50	9.80	69.10
PAYNE MICHAEL		16,237.00	73.10	255.00	0.00	0.00	0.00	3,746.50	9.80	69.10
REDMAN TRENT		84,631.50	223.80	1,328.10	17,891.50	59.60	311.50	0.00	0.00	0.00
KEITH WHITE ATTORNEY AT LAW	1	100,709.50	235.40	1,687.80	1,998.50	4.30	38.20	3,521.00	6.40	69.00

PUBLIC DEFENDER SERVICES
TOTAL TRAVEL TIME (JULY 1, 2019 - JUNE 30, 2020)
TRAVEL TIME IS PAID AT THE OUT-OF-COURT RATE OF \$60/HOUR

ATTORNEY	TRAVEL TIME	TOTAL (\$)
Hughart, Kevin W.	1,553.8	\$93,228.00
Ruth, Ryan	718.3	\$43,098.00
Rosinsky, Tim	683.6	\$41,016.00
Bond Wallace, Catherine	593.5	\$35,610.00
Chattin, Andrew	569.2	\$34,152.00
Vance, Brian	553.5	\$33,210.00
Davis, G. Phillip	533.9	\$32,034.00
Richardson, David	500.2	\$30,012.00
Mancini, Steven	500.1	\$30,006.00
Johnson, Rebecca	483.7	\$29,022.00
Davis, Elizabeth	461.7	\$27,702.00
Kelley, David	452.7	\$27,162.00
Hively, Herbert	450.5	\$27,030.00
Bischoff, Clinton	447.3	\$26,838.00
Bramble, Mark	444.7	\$26,682.00
Dotsenko, Juliana	418.0	\$25,080.00
Victor, Matthew	406.2	\$24,372.00
Fittro, Jonathan	395.9	\$23,754.00
Escue, Bryan	391.9	\$23,514.00
Snead, Mary	388.0	\$23,280.00
Richardson, Ira	381.4	\$22,884.00
Hill, Susie	376.9	\$22,614.00
Hatfield, Karen	373.8	\$22,428.00
Hinerman, Holly	345.7	\$20,742.00
Holstein, Daniel	344.2	\$20,652.00
Davis, Jeffery	341.9	\$20,514.00
Easton, Brent	341.5	\$20,490.00
Morelli, Ann Marie	339.7	\$20,382.00
Williams, Dean	336.4	\$20,184.00
Antolini, Kristen	335.3	\$20,118.00
Magann, Michael	324.5	\$19,470.00
Anderson, John	320.0	\$19,200.00
White, Keith	313.2	\$18,792.00
Tingler, Gregory	312.3	\$18,738.00
Shaffer, Andrew	311.7	\$18,702.00
Dillon, Wells	311.6	\$18,696.00
Jurco, John	309.1	\$18,546.00
Flinchum, R. Keith	302.8	\$18,168.00
Lambert, Roger	300.0	\$18,000.00
Rodgers, Jeffrey	294.0	\$17,640.00
Walker, Lela	292.6	\$17,556.00
Waight, Andrew	291.4	\$17,484.00
Iapalucci, Allison	290.6	\$17,436.00

PUBLIC DEFENDER SERVICES
TOTAL TRAVEL TIME (JULY 1, 2019 - JUNE 30, 2020)
TRAVEL TIME IS PAID AT THE OUT-OF-COURT RATE OF \$60/HOUR

ATTORNEY	TRAVEL TIME	TOTAL (\$)
Plants, Mark	288.6	\$17,316.00
Weatherholt, Jeffrey	288.4	\$17,304.00
Kostenko, Christina	287.5	\$17,250.00
Whiteman, Frances	284.2	\$17,052.00
Shreve, Ryan	279.8	\$16,788.00
Treadway, John	274.5	\$16,470.00
Safcsak, Michael	268.0	\$16,080.00
Bullman, Edward	263.9	\$15,834.00
Nethken, Stephanie	260.7	\$15,642.00
Long, Robby	259.2	\$15,552.00
Gregory, Justin	258.9	\$15,534.00
Anderson, Eric	254.9	\$15,294.00
Gregory, Betty	254.2	\$15,252.00
Smith, Ashley	254.0	\$15,240.00
Rogers, John	250.9	\$15,054.00
Nanners, Steven	247.6	\$14,856.00
Morgan, Dennie	246.5	\$14,790.00
Oglesby, Monica	243.1	\$14,586.00
Simmons, Hunter	241.2	\$14,472.00
Morgan, Dean	238.1	\$14,286.00
Reseter, Andrew	236.9	\$14,214.00
Bailey, Brian	236.3	\$14,178.00
Scott, John	229.0	\$13,740.00
Moffatt, Christopher	228.1	\$13,686.00
Meadows, Todd	226.5	\$13,590.00
Kuhl, Maggie	225.5	\$13,530.00
Hylton, Vickie	224.3	\$13,458.00
Long, Brenden	224.0	\$13,440.00
DeHaven, Carrie	222.7	\$13,362.00
Kirkpatrick, David	221.0	\$13,260.00
White, David	220.7	\$13,242.00
Wilson, Lauren	219.9	\$13,194.00
Matherly, Jeffrey	218.3	\$13,098.00
Sherman, Lawrence E., Jr.	217.7	\$13,062.00
Bowyer, Thad	217.2	\$13,032.00
Farnsworth, Michael	215.5	\$12,930.00
McClung, Christopher	206.2	\$12,372.00
Courtright, Gregory	203.7	\$12,222.00
Houck, G. Todd	203.6	\$12,216.00
Kurelac, Patricia	202.2	\$12,132.00
Janutolo, Thomas M.	201.4	\$12,084.00
Gain, Jason	200.3	\$12,018.00
Baum, Michael	198.3	\$11,898.00

PUBLIC DEFENDER SERVICES
TOTAL TRAVEL TIME (JULY 1, 2019 - JUNE 30, 2020)
TRAVEL TIME IS PAID AT THE OUT-OF-COURT RATE OF \$60/HOUR

ATTORNEY	TRAVEL TIME	TOTAL (\$)
Honaker, Calvin	198.2	\$11,892.00
Minutelli, Vito	195.0	\$11,700.00
Grunau, David	194.7	\$11,682.00
Gentilozzi, Timothy	193.4	\$11,604.00
Lockwood, Jamella	193.4	\$11,604.00
Blair, Jeffrey	192.6	\$11,556.00
Pettijohn, Denise	190.3	\$11,418.00
Nelson, Jonie	188.1	\$11,286.00
McCoy, James	187.5	\$11,250.00
Baker, Joel	182.5	\$10,950.00
Bullman, Sandra	181.0	\$10,860.00
Moore, Juston	180.4	\$10,824.00
Hamilton, Charles	179.8	\$10,788.00
Cline, Tenisha	178.9	\$10,734.00
Evans, Thomas H., III	178.0	\$10,680.00
Morgan, Ward	177.4	\$10,644.00
Shough, Scott	176.7	\$10,602.00
Clyburn, Brent	174.1	\$10,446.00
McGraw, Warren, II	169.8	\$10,188.00
Freeman, Benjamin	166.0	\$9,960.00
Brock, Matthew	161.8	\$9,708.00
Victor, Jennifer	160.2	\$9,612.00
Garvin, Julie	159.2	\$9,552.00
Spano, Joseph	158.6	\$9,516.00
Bragg, Steve	158.2	\$9,492.00
Nessel, Kerry	157.7	\$9,462.00
Bell, Sidney	157.5	\$9,450.00
Austin, Brandon	155.5	\$9,330.00
Fuellhart, David	155.0	\$9,300.00
Banks, Clarissa	154.5	\$9,270.00
Wildman, Eric	153.8	\$9,228.00
Yost, Jennifer	153.0	\$9,180.00
Myers, Jessica	152.9	\$9,174.00
Ribel, Katica	151.2	\$9,072.00
Babineau, Robyn	149.2	\$8,952.00
Hinkle, Amber	149.2	\$8,952.00
Murphy, Stephen	146.7	\$8,802.00
Starcher, Kenneth	143.3	\$8,598.00
Workman, Elliott	143.1	\$8,586.00
Redman, Trent	139.2	\$8,352.00
Yoho, Aaron	135.4	\$8,124.00
Willett, Dennis	132.1	\$7,926.00
Moore, Marc	130.4	\$7,824.00

PUBLIC DEFENDER SERVICES
TOTAL TRAVEL TIME (JULY 1, 2019 - JUNE 30, 2020)
TRAVEL TIME IS PAID AT THE OUT-OF-COURT RATE OF \$60/HOUR

ATTORNEY	TRAVEL TIME	TOTAL (\$)
McCullough, Judith	130.1	\$7,806.00
Moore, D. Kyle	129.2	\$7,752.00
Prentice, Timothy	128.8	\$7,728.00
Huson, Allison	128.2	\$7,692.00
Beavers, Patricia	127.8	\$7,668.00
Bartram, Shawn	127.3	\$7,638.00
Kratovil, Patrick	125.9	\$7,554.00
Christ, Katrina	125.5	\$7,530.00
Cottrill, Tyler	124.8	\$7,488.00
Gunn, Erica	124.5	\$7,470.00
Stedman, Jason	124.5	\$7,470.00
Thorne, Steven	123.9	\$7,434.00
Meade, James	122.9	\$7,374.00
Rice, William	122.7	\$7,362.00
Prall, Thomas	122.6	\$7,356.00
Shay, James, Jr.	122.4	\$7,344.00
Michael, Diane	122.0	\$7,320.00
Michael, Gregory	121.8	\$7,308.00
Adkins, Donnie	121.5	\$7,290.00
Powell, Andrea	120.0	\$7,200.00
Santa Barbara, Michael	119.4	\$7,164.00
Nolan, Raymond	118.0	\$7,080.00
Lawson, Joshua	117.3	\$7,038.00
Gunnoe, Richard	116.7	\$7,002.00
HAWKINS, JAMES	116.2	\$6,972.00
Adams, Jared	116.1	\$6,966.00
Bayliss, Shawn	115.8	\$6,948.00
Ash, Scott	114.7	\$6,882.00
Bright, Hilary	114.7	\$6,882.00
Barney, Mark	114.6	\$6,876.00
Meadows, Michael	114.6	\$6,876.00
Helmick, Teresa	114.1	\$6,846.00
Rumora, Ronald	114.1	\$6,846.00
Cooper, Jeremy	113.4	\$6,804.00
Donadieu, Michael	113.2	\$6,792.00
Nelson, Mary	113.2	\$6,792.00
Davis, Kevin	112.7	\$6,762.00
Mann, Amy	112.3	\$6,738.00
Navy, Victor	111.4	\$6,684.00
Osgood, Amy	110.5	\$6,630.00
Harvey, Joseph	110.2	\$6,612.00
Yost, Brian	110.1	\$6,606.00
Powell, Eric	109.8	\$6,588.00

PUBLIC DEFENDER SERVICES
TOTAL TRAVEL TIME (JULY 1, 2019 - JUNE 30, 2020)
TRAVEL TIME IS PAID AT THE OUT-OF-COURT RATE OF \$60/HOUR

ATTORNEY	TRAVEL TIME	TOTAL (\$)
Rollo, Lance	109.8	\$6,588.00
Cook, Steven	109.0	\$6,540.00
Masters, Ian	108.2	\$6,492.00
Pennington, William	107.2	\$6,432.00
Moses, Joseph	104.8	\$6,288.00
Shumaker, Brandon	104.6	\$6,276.00
Roman, Melissa	103.8	\$6,228.00
Colvin, Nicholas	103.4	\$6,204.00
Lord, Jason	102.3	\$6,138.00
Norman, Joshua	101.0	\$6,060.00
Shaw, Michael	100.6	\$6,036.00
Dunlap, Robert	100.0	\$6,000.00
Haynie, Belinda	99.2	\$5,952.00
Dempster, Brian	97.6	\$5,856.00
Glover, David	96.0	\$5,760.00
Orndorff, Joshua	96.0	\$5,760.00
Klatt, Wilbert	94.4	\$5,664.00
Farquharson, Wyclif	94.2	\$5,652.00
Goad, Jason	94.1	\$5,646.00
Hess, Rebecca	94.1	\$5,646.00
Garrett, Lary	93.6	\$5,616.00
Ford, Richard	93.5	\$5,610.00
Arnold, S. Andrew	92.3	\$5,538.00
Dean, William	92.0	\$5,520.00
Kurelac, Peter	92.0	\$5,520.00
Fair, Matthew	89.5	\$5,370.00
Hager, Earl	89.5	\$5,370.00
Juba-Plumley, Rosalee	89.3	\$5,358.00
Dawson, David	89.2	\$5,352.00
Cline, Tyler	88.9	\$5,334.00
Jarrell, Cynthia J.	88.0	\$5,280.00
Brown-Bailey, Colleen	87.8	\$5,268.00
Dixon, Sarah	87.1	\$5,226.00
Martin, James	87.0	\$5,220.00
Panepinto, Mark	86.2	\$5,172.00
Collins, Peggy	85.6	\$5,136.00
Scantlebury, Phillip	84.7	\$5,082.00
Adams, William	84.6	\$5,076.00
Campbell, Adam	84.3	\$5,058.00
Mascio, David	84.0	\$5,040.00
Starcher, Heather	84.0	\$5,040.00
McGann, Kimberly	83.8	\$5,028.00
Ahlborn, Courtney	83.6	\$5,016.00

PUBLIC DEFENDER SERVICES
TOTAL TRAVEL TIME (JULY 1, 2019 - JUNE 30, 2020)
TRAVEL TIME IS PAID AT THE OUT-OF-COURT RATE OF \$60/HOUR

ATTORNEY	TRAVEL TIME	TOTAL (\$)
Dinardi, Peter	82.8	\$4,968.00
Sturm, Heidi	82.4	\$4,944.00
Livingood, Robb	81.5	\$4,890.00
Wallace, Michael	81.5	\$4,890.00
Wright, Steven	81.0	\$4,860.00
Dalton, Nic	79.9	\$4,794.00
Pritt, Justin	79.0	\$4,740.00
Bailey, Michael	77.8	\$4,668.00
Young, William	77.6	\$4,656.00
Smith, Matthew	77.5	\$4,650.00
Blevins, Michael	77.2	\$4,632.00
Callaghan, Julia	77.0	\$4,620.00
Stacy, Melissa	76.4	\$4,584.00
Davis, Stephen	76.0	\$4,560.00
Taylor, Donna	76.0	\$4,560.00
Hall, Sara	74.9	\$4,494.00
Holroyd, Rick	74.7	\$4,482.00
Davis, Morris	73.9	\$4,434.00
Robey, Jenna	73.9	\$4,434.00
Francis, Eric	73.1	\$4,386.00
Cain, Joshua	72.5	\$4,350.00
Nogay, Cathryn	71.7	\$4,302.00
White, Thomas E.	70.5	\$4,230.00
Furner, Dean	70.0	\$4,200.00
Handley, Tanya	69.9	\$4,194.00
Blyler, Howard	68.6	\$4,116.00
Torres, George	68.5	\$4,110.00
Blankenship, Steven	67.8	\$4,068.00
Dicken, Scott	67.8	\$4,068.00
Dalby, Nancy	67.6	\$4,056.00
Brooks, John	67.4	\$4,044.00
Miller, Latachia	67.4	\$4,044.00
Hollandsworth, Richard	67.1	\$4,026.00
Wilkinson, Robert	66.6	\$3,996.00
Frame, Jared	66.5	\$3,990.00
Maze, Leslie	66.4	\$3,984.00
Reed, Jeffrey	66.1	\$3,966.00
Stroebel, Paul	64.9	\$3,894.00
Yanni, Matthew	64.8	\$3,888.00
Dolance, Jack	64.6	\$3,876.00
Frye, Andrew	64.6	\$3,876.00
Wall, Randall	64.4	\$3,864.00
Oshoway, Franklin	62.1	\$3,726.00

PUBLIC DEFENDER SERVICES
TOTAL TRAVEL TIME (JULY 1, 2019 - JUNE 30, 2020)
TRAVEL TIME IS PAID AT THE OUT-OF-COURT RATE OF \$60/HOUR

ATTORNEY	TRAVEL TIME	TOTAL (\$)
Kirkland, J. Daniel	61.8	\$3,708.00
Blair, Jerry	60.6	\$3,636.00
Carey, James	60.5	\$3,630.00
Whitt, Michael	60.4	\$3,624.00
Erhard, Craig	59.4	\$3,564.00
Asbury, Michael	59.0	\$3,540.00
Gossett, Randy	58.9	\$3,534.00
Price, Shannon	58.7	\$3,522.00
Jeffries, Nigel	57.7	\$3,462.00
Stacy, James	57.7	\$3,462.00
Steed, Debra	57.5	\$3,450.00
Bonovitch, Robin	57.2	\$3,432.00
Green, Lisa	56.3	\$3,378.00
Younger, C. Christopher	56.0	\$3,360.00
Faerber, Kristopher	55.4	\$3,324.00
Amick, Phillip	55.2	\$3,312.00
Olivero, Noel	54.9	\$3,294.00
Wilson, Christopher	54.7	\$3,282.00
Davenport, Michael	54.5	\$3,270.00
Hunt, Ashley	54.3	\$3,258.00
Rozas, Ramon	54.0	\$3,240.00
Kuenzel, Robert	53.6	\$3,216.00
Wilcox, Timbera	53.5	\$3,210.00
Radman, Scott	53.0	\$3,180.00
Van Zant, Susan	52.9	\$3,174.00
Raber, Justin	52.2	\$3,132.00
Weese, Tracy	52.2	\$3,132.00
LaFon, Timothy	51.6	\$3,096.00
Rollo, Ed	51.3	\$3,078.00
Conrad, Jamison	50.7	\$3,042.00
Connoley, Kevin	50.6	\$3,036.00
DeMoss, David	50.4	\$3,024.00
Love, Jay	50.4	\$3,024.00
Mauser, Bernard	50.2	\$3,012.00
Dyer, Zachary	49.5	\$2,970.00
Lupardus, Timothy	49.0	\$2,940.00
DAtri, Seth	48.8	\$2,928.00
Scales-Sherrin, Stephanie	48.4	\$2,904.00
Greiner, Cathy	47.9	\$2,874.00
Warman, Cheryl L.	47.8	\$2,868.00
Evans, Jenny M.	46.9	\$2,814.00
Walters, Richard	46.8	\$2,808.00
Mick, Rebecca E.	46.6	\$2,796.00

PUBLIC DEFENDER SERVICES
TOTAL TRAVEL TIME (JULY 1, 2019 - JUNE 30, 2020)
TRAVEL TIME IS PAID AT THE OUT-OF-COURT RATE OF \$60/HOUR

ATTORNEY	TRAVEL TIME	TOTAL (\$)
DeVore, Matthew	46.4	\$2,784.00
Haines, Meredith	45.4	\$2,724.00
Glover, Christine	45.2	\$2,712.00
Wolfe, B. Scott	45.2	\$2,712.00
Hostler, Carl	45.0	\$2,700.00
Tichenor, Terri	44.6	\$2,676.00
Douglass, Ernest	44.0	\$2,640.00
Whitten, Zach	43.6	\$2,616.00
Thompson, John M., Jr.	43.1	\$2,586.00
Tyson, David	43.1	\$2,586.00
Shafer, Amy	42.3	\$2,538.00
Younger, Cullen	41.9	\$2,514.00
Scheetz, Christopher A.	41.8	\$2,508.00
Hoffman, Travis	41.7	\$2,502.00
Marcum, Justin	41.4	\$2,484.00
Mazezka, Martin	41.3	\$2,478.00
Baldwin, Shannon	41.0	\$2,460.00
Wright, Bradley	40.9	\$2,454.00
Clifford, Michael	40.7	\$2,442.00
Neiswonger, Kevin	40.3	\$2,418.00
Cooper, Christopher	39.8	\$2,388.00
Borror, Maria	39.0	\$2,340.00
Stewart, Paul	38.8	\$2,328.00
Curia, Joseph	38.7	\$2,322.00
Eachus, Michael	38.5	\$2,310.00
Keyser Fugate, Lora	38.2	\$2,292.00
Witt, Sara	38.2	\$2,292.00
Childers, Sharon	38.0	\$2,280.00
Harwood, Jason	37.9	\$2,274.00
Cisco-Sturgell, Kathryn	37.8	\$2,268.00
Rist, Thomas	37.7	\$2,262.00
French, Elizabeth	36.2	\$2,172.00
Dove, Evan	36.1	\$2,166.00
Hart, David	35.8	\$2,148.00
Bogarad, Sharon	34.8	\$2,088.00
Conway, Glen	34.8	\$2,088.00
Meeteer, Jennifer Dempsey	34.7	\$2,082.00
McCoy, Adam	34.6	\$2,076.00
Lyons, Teresa	34.5	\$2,070.00
Batten, Dylan	33.7	\$2,022.00
Bush, Frank	32.4	\$1,944.00
Karickhoff, David	32.3	\$1,938.00
Leach, J. Morgan	32.1	\$1,926.00

PUBLIC DEFENDER SERVICES
TOTAL TRAVEL TIME (JULY 1, 2019 - JUNE 30, 2020)
TRAVEL TIME IS PAID AT THE OUT-OF-COURT RATE OF \$60/HOUR

ATTORNEY	TRAVEL TIME	TOTAL (\$)
Reynolds, Owen	32.0	\$1,920.00
Hess, Samuel	31.6	\$1,896.00
Hill, David	31.6	\$1,896.00
Sklavounakis, Jerry	31.1	\$1,866.00
Balenovich, John	30.8	\$1,848.00
Carlton, Robert	30.8	\$1,848.00
Delligatti, Matthew	30.3	\$1,818.00
Stewart, Joyce	29.9	\$1,794.00
Rumora, Marsha	29.8	\$1,788.00
Mirhoseini, David	29.7	\$1,782.00
Turner, Ryan	29.7	\$1,782.00
Robinson, Kevin	29.4	\$1,764.00
Huffman, William	29.0	\$1,740.00
James, Nicholas	28.5	\$1,710.00
Katz, Andy	28.3	\$1,698.00
Boggs Lefler, Leigh	27.9	\$1,674.00
Games-Neely, Pamela	27.4	\$1,644.00
Lord, Erica	27.2	\$1,632.00
Skillman, David	26.8	\$1,608.00
Riddell, Christian	25.9	\$1,554.00
Atkinson, Mark	25.7	\$1,542.00
Pritt, Alan	25.5	\$1,530.00
Ledford, Branden	25.1	\$1,506.00
Estes, Lisa A.	25.0	\$1,500.00
Briscoe, L. Scott	24.9	\$1,494.00
Logue, Sean	24.5	\$1,470.00
Stryker, Elizabeth	24.5	\$1,470.00
Taylor, Jennifer	24.5	\$1,470.00
Holderby, Terrance	24.4	\$1,464.00
Lefler, Christopher	24.4	\$1,464.00
Tate, Rebecca	24.0	\$1,440.00
Froble, Michael	23.9	\$1,434.00
Downey, Mary	23.8	\$1,428.00
Triplett, Jefferson	23.8	\$1,428.00
Lefler, Derrick	23.6	\$1,416.00
McDonald, Stevie	23.5	\$1,410.00
Bryan, Carson	23.4	\$1,404.00
Eagloski, N. Edward	23.0	\$1,380.00
Alexander, Amanda	22.9	\$1,374.00
Gutta, Matthew	22.8	\$1,368.00
Cassell, Paul	22.6	\$1,356.00
Ashley, Lindsey	22.5	\$1,350.00
Johnson, Michelle	22.3	\$1,338.00

PUBLIC DEFENDER SERVICES
TOTAL TRAVEL TIME (JULY 1, 2019 - JUNE 30, 2020)
TRAVEL TIME IS PAID AT THE OUT-OF-COURT RATE OF \$60/HOUR

ATTORNEY	TRAVEL TIME	TOTAL (\$)
Kavitz, Beth	22.1	\$1,326.00
Saad, Abraham	22.1	\$1,326.00
Sal, Natalie	22.1	\$1,326.00
Black, Eric	22.0	\$1,320.00
Pratt, Anna	21.9	\$1,314.00
Munoz, Joe	21.5	\$1,290.00
McAllister, Brian	21.2	\$1,272.00
Ciliberti, Anthony	21.1	\$1,266.00
Ogle, Candace	21.0	\$1,260.00
Barrat, Robert	20.9	\$1,254.00
Tipton, Kevin	20.9	\$1,254.00
Slavey, Tyler	20.8	\$1,248.00
Harper, Seth	20.7	\$1,242.00
Pizzo, John	20.7	\$1,242.00
McPherson, Jimmy	20.6	\$1,236.00
Bellomy, Donald	20.0	\$1,200.00
Crimmel, Matthew	20.0	\$1,200.00
Olcott, Heather	19.5	\$1,170.00
Stone, Robert C., Jr.	19.5	\$1,170.00
Taylor, Paul G.	19.5	\$1,170.00
Ray, Amanda	19.3	\$1,158.00
Morgan, Tony	19.0	\$1,140.00
Meeteer, Jennifer	18.0	\$1,080.00
Fleshman, Martha	17.6	\$1,056.00
Morgan, Damon	17.3	\$1,038.00
Bottnner, Kirk	17.2	\$1,032.00
Wingfield, Jason	16.3	\$978.00
Biddle, Jacquelyn	16.0	\$960.00
Hamilton, Neal Jay	15.8	\$948.00
McClure, Allison	15.5	\$930.00
Adkins, Melia	15.4	\$924.00
Grindo, Daniel	15.3	\$918.00
Pennington, Deanna	15.3	\$918.00
Phillips, Todd	15.1	\$906.00
Idler, Nicholas	15.0	\$900.00
Kramer, Carin	15.0	\$900.00
Sharley, Michael	15.0	\$900.00
Harman, Marla	14.3	\$858.00
Hausman, Linda	14.3	\$858.00
Mallett, Shane	14.3	\$858.00
Mathews, Rebecca	14.0	\$840.00
Rohrbaugh, Tyler	14.0	\$840.00
Stollings, Harley	14.0	\$840.00

PUBLIC DEFENDER SERVICES
TOTAL TRAVEL TIME (JULY 1, 2019 - JUNE 30, 2020)
TRAVEL TIME IS PAID AT THE OUT-OF-COURT RATE OF \$60/HOUR

ATTORNEY	TRAVEL TIME	TOTAL (\$)
Burton, DeAndra	13.9	\$834.00
Russell, Charles	13.9	\$834.00
Prince, Jonathan	13.8	\$828.00
Price, Tom	13.7	\$822.00
Tissue, Philip	13.6	\$816.00
DiVito, Eric	13.5	\$810.00
Thompson, David	13.5	\$810.00
Moore, David K.	13.4	\$804.00
Kratovil, James	13.3	\$798.00
Lebow, Beth	12.6	\$756.00
Dascoli, Carl	12.3	\$738.00
Dyer, Thomas	12.0	\$720.00
Payne, Debbie Flowers	12.0	\$720.00
Warnick, Elizabeth	11.7	\$702.00
Funkhouser, John	11.6	\$696.00
Hardy, Joshua	11.6	\$696.00
Forbes, W. Jesse	11.4	\$684.00
Bradford, Matthew	11.3	\$678.00
Conway, Krista	10.6	\$636.00
Winter, Kurt	10.5	\$630.00
Bouchillon, Neil R.	10.2	\$612.00
Hayhurst, Eric	10.0	\$600.00
Isner, Phillip	10.0	\$600.00
Selden, Stanley	9.9	\$594.00
Dyer, Chelby	9.6	\$576.00
Glass, Jason	9.6	\$576.00
Kennedy, Edward	9.6	\$576.00
Green, Britlyn	9.5	\$570.00
Burns, Daniel	9.4	\$564.00
Martin, Joshua	9.4	\$564.00
Hatfield, Ronald	9.2	\$552.00
Campbell, Robert	9.1	\$546.00
McGee, Thomas	9.0	\$540.00
Turkett, Holly	8.7	\$522.00
Dawson, William	8.5	\$510.00
Kuhn, Kelley	8.4	\$504.00
Robertson, Connor	8.2	\$492.00
Selario, Michael	8.2	\$492.00
Harbour, Paula	8.0	\$480.00
Rector, James	8.0	\$480.00
Tucker, Gregory	8.0	\$480.00
Taylor, Chad	7.9	\$474.00
Bowser, Elmer	7.5	\$450.00

PUBLIC DEFENDER SERVICES
TOTAL TRAVEL TIME (JULY 1, 2019 - JUNE 30, 2020)
TRAVEL TIME IS PAID AT THE OUT-OF-COURT RATE OF \$60/HOUR

ATTORNEY	TRAVEL TIME	TOTAL (\$)
Lynch, James	7.5	\$450.00
Flanigan, Paige	7.3	\$438.00
Cushman, Faun	7.2	\$432.00
Simpkins, Jeffrey	7.2	\$432.00
Woods, Jeff	7.2	\$432.00
Bozic, Cole	7.1	\$426.00
Everett, Justin	7.1	\$426.00
Redman, Tiffany	7.1	\$426.00
Taylor, Allison	7.0	\$420.00
Nelson, James	6.9	\$414.00
Miller, Christopher	6.6	\$396.00
Finch, Laura	6.2	\$372.00
Stephens, Gloria	6.2	\$372.00
Gutmann, Richard	5.8	\$348.00
Cary, Michael	5.6	\$336.00
Lyall, Jerry	5.6	\$336.00
Harmon-Schamberger, Barbara	5.1	\$306.00
Bailey, Dennis	5.0	\$300.00
VanVolkenburg, Jeffrey	4.9	\$294.00
Adkins, Drannon	4.8	\$288.00
Madia, Samuel	4.8	\$288.00
Moye, David	4.8	\$288.00
Cisco, Robin	4.7	\$282.00
Evans, Wayne	4.6	\$276.00
Underwood, Jared	4.6	\$276.00
Turner, Lauren	4.5	\$270.00
Ward, Gavin	4.5	\$270.00
Olds, Evan	4.3	\$258.00
Bean, William	4.2	\$252.00
Secret, Michael	3.8	\$228.00
Woods, Jonny	3.8	\$228.00
Beto, Alexandria	3.7	\$222.00
Crawley-Woods, Ben	3.6	\$216.00
Garrett, Karen	3.6	\$216.00
Hill, James	3.6	\$216.00
Garrett, Linda	3.5	\$210.00
Ball, Gregory	3.4	\$204.00
Osborne, Raeann	3.4	\$204.00
Gaydos, Mark	3.3	\$198.00
Nestor, William	3.2	\$192.00
Roahrig, Randal	3.2	\$192.00
Doneghy, Brendan	3.0	\$180.00
Ilderton, Robert	2.8	\$168.00

PUBLIC DEFENDER SERVICES
TOTAL TRAVEL TIME (JULY 1, 2019 - JUNE 30, 2020)
TRAVEL TIME IS PAID AT THE OUT-OF-COURT RATE OF \$60/HOUR

ATTORNEY	TRAVEL TIME	TOTAL (\$)
London, Matthew	2.7	\$162.00
Reese, Paul K.	2.7	\$162.00
Sutton, John	2.7	\$162.00
Flanigan, Ryan	2.6	\$156.00
Gray, Brandon	2.6	\$156.00
Riley, James	2.6	\$156.00
Hicks-Merinar, Shelby	2.5	\$150.00
Six, Christopher	2.5	\$150.00
Faini, Anthony	2.4	\$144.00
Moore, Randy	2.4	\$144.00
Saville, Royce	2.4	\$144.00
Kettering, Paul	2.2	\$132.00
Hobbs, Mark	2.0	\$120.00
Trump, Charles	2.0	\$120.00
Williams, John E., Jr.	2.0	\$120.00
Lewis, Thomas	1.8	\$108.00
White, Max	1.8	\$108.00
Karr, Thomas	1.7	\$102.00
Krehbiel, Rebecca	1.7	\$102.00
Wolfe, Steven	1.7	\$102.00
Hunter, Joseph	1.6	\$96.00
Lockwood, Ashley	1.6	\$96.00
Skeen, Kennad L., II	1.6	\$96.00
Taylor, Amanda	1.6	\$96.00
Gall, Conrad	1.5	\$90.00
Noone, Robert	1.5	\$90.00
Smith, Alexandra	1.5	\$90.00
Heflin, Stanley	1.4	\$84.00
Harkins, Jane	1.3	\$78.00
Vital, Richard L.	1.3	\$78.00
Bowser, Philip	1.2	\$72.00
Lantz, Herman	1.2	\$72.00
Mielke, Wayne	1.2	\$72.00
Turner, Buddy	1.0	\$60.00
Wooton, Rusty	1.0	\$60.00
Frazier, Michael	0.9	\$54.00
Wilson, Kristen	0.9	\$54.00
Chapman, Mary Beth	0.8	\$48.00
Massie, Shaina	0.8	\$48.00
Regula, Rae	0.8	\$48.00
Sellaro, Amber	0.8	\$48.00
Stroeck, Christopher	0.8	\$48.00
Bowen, Jeff	0.7	\$42.00

PUBLIC DEFENDER SERVICES
TOTAL TRAVEL TIME (JULY 1, 2019 - JUNE 30, 2020)
TRAVEL TIME IS PAID AT THE OUT-OF-COURT RATE OF \$60/HOUR

ATTORNEY	TRAVEL TIME	TOTAL (\$)
Judy, Rebecca	0.6	\$36.00
Tucker, Ashley	0.6	\$36.00
Wilson, Bridgette	0.6	\$36.00
Wynn, Casey	0.6	\$36.00
Zurbuch, Jeffrey	0.6	\$36.00
Kroger, Thomas	0.5	\$30.00
Moore, Jared	0.5	\$30.00
Moreland, Stephen	0.5	\$30.00
Nogay, Maximillian	0.5	\$30.00
Czarnik, R. Thomas	0.4	\$24.00
Dante, Holly	0.4	\$24.00
Hayden, Gerald	0.4	\$24.00
Kirby, Todd	0.4	\$24.00
Lake, Elizabeth	0.4	\$24.00
Martino, Gary	0.4	\$24.00
Richmond Moye, Laura	0.4	\$24.00
Sweeney, LaVerne	0.4	\$24.00
Zurbuch, Peter	0.4	\$24.00
Bucy, Winifred	0.3	\$18.00
Hatfield, Matthew	0.3	\$18.00
Robinson, Joanna	0.3	\$18.00
Collins, David	0.2	\$12.00
Lowe, Jared	0.2	\$12.00
Pratt, Lena Donna	0.1	\$6.00
TOTAL	54,754.8	\$3,285,288.00

PUBLIC DEFENDER SERVICES
TRAVEL EXPENSES AND INVESTIGATOR EXPENSES AS PERCENTAGES OF TOTAL EXPENSES
Three Year Comparison

Circuit County	FY2020					FY2019					FY2018				
	Invest. \$	Invest. %	Travel \$	Travel %	Total Expense \$	Invest. \$	Invest. %	Travel \$	Travel %	Total Expense \$	Invest. \$	Invest. %	Travel \$	Travel %	Total Expense \$
01 Circuit															
BROOKE	0.00	0.00%	14,920.36	84.86%	17,583.06	0.00	0.00%	19,825.14	69.43%	28,554.83	0.00	0.00%	16,262.45	71.30%	22,808.52
HANCOCK	0.00	0.00%	22,915.36	73.75%	31,072.21	6.00	0.02%	19,167.49	74.39%	25,766.19	0.00	0.00%	17,000.37	56.83%	29,915.33
OHIO	1,512.41	4.03%	16,348.26	43.60%	37,496.89	3,841.67	6.31%	19,935.38	32.77%	60,836.78	1,225.00	3.44%	15,371.79	43.14%	35,632.53
Total	1,512.41	1.76%	54,183.98	62.89%	86,152.16	3,847.67	3.34%	58,928.01	51.17%	115,157.80	1,225.00	1.39%	48,634.61	55.04%	88,356.38
02 Circuit															
MARSHALL	0.00	0.00%	5,569.95	42.09%	13,234.81	0.00	0.00%	4,891.81	33.78%	14,481.37	0.00	0.00%	3,962.63	79.55%	4,981.18
TYLER	0.00	0.00%	7,350.46	93.71%	7,843.68	0.00	0.00%	9,155.86	94.78%	9,659.80	0.00	0.00%	6,486.24	70.07%	9,256.61
WETZEL	0.00	0.00%	13,372.91	92.02%	14,532.33	1,264.89	6.63%	15,964.51	83.71%	19,070.30	1,234.26	18.54%	4,872.03	73.18%	6,657.46
Total	0.00	0.00%	26,293.32	73.84%	35,610.82	1,264.89	2.93%	30,012.18	69.45%	43,211.47	1,234.26	5.91%	15,320.90	73.32%	20,895.25
03 Circuit															
DODDRIDGE	2,729.68	6.90%	34,275.33	86.62%	39,571.03	6,041.31	13.93%	21,547.77	49.69%	43,364.01	11,676.00	43.59%	12,584.99	46.99%	26,784.13
PLEASANTS	5,069.15	18.61%	19,424.42	71.33%	27,232.42	8,039.03	36.64%	12,269.50	55.92%	21,940.27	7,021.75	44.68%	6,839.82	43.52%	15,716.77
RITCHIE	4,710.09	11.59%	30,756.06	75.70%	40,627.14	11,291.45	37.21%	14,744.62	48.59%	30,342.42	9,857.75	32.76%	10,564.51	35.11%	30,086.67
Total	12,508.92	11.64%	84,455.81	78.61%	107,430.59	25,371.79	26.53%	48,561.89	50.77%	95,646.70	28,555.50	39.34%	29,989.32	41.31%	72,587.57
04 Circuit															
WIRT	0.00	0.00%	4,695.23	85.69%	5,479.13	0.00	0.00%	3,135.54	75.10%	4,175.37	0.00	0.00%	2,413.91	72.83%	3,314.66
WOOD	3,286.02	5.93%	17,908.94	32.33%	55,388.27	10,846.34	14.37%	19,751.08	26.18%	75,455.91	10,863.70	13.57%	22,519.37	28.12%	80,076.86
Total	3,286.02	5.40%	22,604.17	37.14%	60,867.40	10,846.34	13.62%	22,886.62	28.74%	79,631.28	10,863.70	13.03%	24,933.28	29.90%	83,391.52
05 Circuit															
CALHOUN	0.00	0.00%	15,343.51	90.24%	17,003.09	6,330.62	28.58%	14,146.50	63.87%	22,149.96	0.00	0.00%	13,246.84	51.44%	25,750.30
JACKSON	0.00	0.00%	52,800.33	84.14%	62,749.78	10,630.53	16.64%	43,096.95	67.47%	63,873.11	0.00	0.00%	20,702.07	62.67%	33,033.66
MASON	6,171.90	14.59%	29,687.52	70.17%	42,309.49	2,971.65	7.79%	23,776.66	62.31%	38,160.08	1,103.05	4.35%	14,906.15	58.72%	25,385.40
ROANE	2,035.34	7.05%	22,273.35	77.11%	28,885.61	853.19	1.96%	35,953.71	82.74%	43,455.22	0.00	0.00%	23,744.65	88.21%	26,916.82
Total	8,207.24	5.44%	120,104.71	79.57%	150,947.97	20,785.99	12.40%	116,973.82	69.78%	167,638.37	1,103.05	0.99%	72,599.71	65.35%	111,086.18
06 Circuit															
CABELL	16,028.81	25.16%	18,830.74	29.56%	63,712.38	37,026.57	40.08%	21,465.09	23.24%	92,371.27	18,996.19	23.47%	20,071.58	24.80%	80,929.57
Total	16,028.81	25.16%	18,830.74	29.56%	63,712.38	37,026.57	40.08%	21,465.09	23.24%	92,371.27	18,996.19	23.47%	20,071.58	24.80%	80,929.57
07 Circuit															
LOGAN	15.00	0.05%	20,066.44	65.14%	30,804.21	630.00	1.39%	30,112.60	66.29%	45,427.83	1,551.45	5.84%	14,659.25	55.17%	26,573.22
Total	15.00	0.05%	20,066.44	65.14%	30,804.21	630.00	1.39%	30,112.60	66.29%	45,427.83	1,551.45	5.84%	14,659.25	55.17%	26,573.22
08 Circuit															
MCDOWELL	3,696.98	8.10%	19,490.78	42.68%	45,664.71	17,388.10	33.23%	25,642.97	49.01%	52,325.99	26,022.87	47.87%	12,409.91	22.83%	54,363.86
Total	3,696.98	8.10%	19,490.78	42.68%	45,664.71	17,388.10	33.23%	25,642.97	49.01%	52,325.99	26,022.87	47.87%	12,409.91	22.83%	54,363.86
09 Circuit															
MERCER	19,091.78	13.14%	77,591.77	53.41%	145,279.45	28,531.70	15.65%	76,463.92	41.94%	182,323.39	21,173.10	14.70%	68,939.14	47.87%	144,002.80
Total	19,091.78	13.14%	77,591.77	53.41%	145,279.45	28,531.70	15.65%	76,463.92	41.94%	182,323.39	21,173.10	14.70%	68,939.14	47.87%	144,002.80

PUBLIC DEFENDER SERVICES
TRAVEL EXPENSES AND INVESTIGATOR EXPENSES AS PERCENTAGES OF TOTAL EXPENSES
Three Year Comparison

Circuit County	FY2020					FY2019					FY2018				
	Invest. \$	Invest. %	Travel \$	Travel %	Total Expense \$	Invest. \$	Invest. %	Travel \$	Travel %	Total Expense \$	Invest. \$	Invest. %	Travel \$	Travel %	Total Expense \$
10 Circuit															
RALEIGH	214.31	0.34%	49,703.62	79.78%	62,300.16	4,871.33	6.08%	58,791.03	73.37%	80,130.04	7,272.78	9.13%	49,211.31	61.76%	79,680.50
Total	214.31	0.34%	49,703.62	79.78%	62,300.16	4,871.33	6.08%	58,791.03	73.37%	80,130.04	7,272.78	9.13%	49,211.31	61.76%	79,680.50
11 Circuit															
GREENBRIER	0.00	0.00%	5,701.53	39.63%	14,388.57	0.00	0.00%	2,908.78	24.29%	11,976.01	2,891.03	16.01%	2,390.03	13.23%	18,061.66
POCAHONTAS	0.00	0.00%	10,924.37	90.73%	12,040.87	0.00	0.00%	7,968.47	77.21%	10,320.44	0.00	0.00%	8,714.95	84.41%	10,324.33
Total	0.00	0.00%	16,625.90	62.91%	26,429.44	0.00	0.00%	10,877.25	48.78%	22,296.45	2,891.03	10.18%	11,104.98	39.12%	28,385.99
12 Circuit															
FAYETTE	1,496.57	4.18%	21,285.68	59.40%	35,832.32	0.00	0.00%	17,220.51	74.45%	23,129.33	1,488.56	10.97%	8,923.54	65.77%	13,567.57
Total	1,496.57	4.18%	21,285.68	59.40%	35,832.32	0.00	0.00%	17,220.51	74.45%	23,129.33	1,488.56	10.97%	8,923.54	65.77%	13,567.57
13 Circuit															
KANAWHA	23,557.50	21.77%	45,546.70	42.10%	108,198.36	44,835.48	37.24%	46,751.89	38.83%	120,393.89	55,957.68	42.53%	36,229.07	27.53%	131,581.33
Total	23,557.50	21.77%	45,546.70	42.10%	108,198.36	44,835.48	37.24%	46,751.89	38.83%	120,393.89	55,957.68	42.53%	36,229.07	27.53%	131,581.33
14 Circuit															
BRAXTON	0.00	0.00%	62,856.28	86.28%	72,853.15	4.00	0.01%	63,349.01	85.65%	73,963.26	0.00	0.00%	39,045.01	86.83%	44,967.21
CLAY	5.00	0.02%	22,296.93	82.23%	27,115.96	1,467.86	5.35%	21,753.75	79.22%	27,459.20	1,978.90	9.55%	15,629.94	75.46%	20,711.97
GILMER	5.00	0.01%	38,560.06	90.82%	42,455.48	0.00	0.00%	34,461.79	89.55%	38,484.96	0.00	0.00%	26,524.21	85.38%	31,065.26
WEBSTER	3.00	0.01%	31,727.42	87.80%	36,137.81	1,560.80	2.78%	45,610.57	81.21%	56,163.36	9.00	0.02%	38,365.94	73.77%	52,010.59
Total	13.00	0.01%	155,440.69	87.05%	178,562.40	3,032.66	1.55%	165,175.12	84.24%	196,070.78	1,987.90	1.34%	119,565.10	80.38%	148,755.03
15 Circuit															
HARRISON	1,900.04	4.12%	16,701.76	36.17%	46,172.93	5,191.32	10.93%	18,992.19	39.98%	47,503.90	26,328.14	40.61%	19,863.13	30.64%	64,830.40
Total	1,900.04	4.12%	16,701.76	36.17%	46,172.93	5,191.32	10.93%	18,992.19	39.98%	47,503.90	26,328.14	40.61%	19,863.13	30.64%	64,830.40
16 Circuit															
MARION	5,571.57	11.20%	24,785.01	49.81%	49,761.75	6,086.30	8.11%	26,716.51	35.62%	75,004.39	7,197.72	18.43%	16,144.50	41.34%	39,055.44
Total	5,571.57	11.20%	24,785.01	49.81%	49,761.75	6,086.30	8.11%	26,716.51	35.62%	75,004.39	7,197.72	18.43%	16,144.50	41.34%	39,055.44
17 Circuit															
MONONGALIA	679.75	0.88%	39,829.13	51.59%	77,203.49	1,092.82	1.27%	37,713.74	43.69%	86,319.63	6,542.50	6.93%	27,231.90	28.86%	94,373.31
Total	679.75	0.88%	39,829.13	51.59%	77,203.49	0.01 #####		0.44 #####		6,542.50	6,542.50	6.93%	27,231.90	28.86%	94,373.31
18 Circuit															
PRESTON	630.00	1.58%	29,104.12	72.85%	39,951.67	1,246.00	3.94%	23,465.61	74.22%	31,616.23	0.00	0.00%	23,145.95	62.61%	36,967.93
Total	630.00	1.58%	29,104.12	72.85%	39,951.67	1,246.00	3.94%	23,465.61	74.22%	31,616.23	0.00	0.00%	23,145.95	62.61%	36,967.93
19 Circuit															
BARBOUR	0.00	0.00%	29,727.04	76.98%	38,618.78	4.00	0.01%	22,683.70	72.21%	31,412.27	0.00	0.00%	20,103.20	68.53%	29,333.79
TAYLOR	335.98	1.22%	17,658.53	64.03%	27,576.41	0.00	0.00%	20,007.68	71.85%	27,848.20	90.00	0.30%	15,226.21	50.73%	30,011.39
Total	335.98	0.51%	47,385.57	71.58%	66,195.19	4.00	0.01%	42,691.38	72.04%	59,260.47	90.00	0.15%	35,329.41	59.53%	59,345.18
20 Circuit															
RANDOLPH	637.06	2.01%	22,033.30	69.37%	31,762.36	0.00	0.00%	30,096.73	65.05%	46,264.75	0.00	0.00%	25,181.05	70.14%	35,900.86
Total	637.06	2.01%	22,033.30	69.37%	31,762.36	0.00	0.00%	30,096.73	65.05%	46,264.75	0.00	0.00%	25,181.05	70.14%	35,900.86

PUBLIC DEFENDER SERVICES
TRAVEL EXPENSES AND INVESTIGATOR EXPENSES AS PERCENTAGES OF TOTAL EXPENSES
Three Year Comparison

Circuit County	FY2020					FY2019					FY2018				
	Invest. \$	Invest. %	Travel \$	Travel %	Total Expense \$	Invest. \$	Invest. %	Travel \$	Travel %	Total Expense \$	Invest. \$	Invest. %	Travel \$	Travel %	Total Expense \$
21 Circuit															
GRANT	3,528.31	11.63%	16,543.56	54.55%	30,329.45	467.38	2.48%	14,726.63	78.15%	18,843.64	2,550.83	6.97%	10,919.25	29.83%	36,608.95
MINERAL	0.00	0.00%	9,950.22	54.64%	18,211.03	53.00	0.28%	6,640.86	35.62%	18,645.84	799.74	2.14%	5,521.56	14.74%	37,449.58
TUCKER	0.00	0.00%	9,006.30	37.94%	23,740.26	0.00	0.00%	8,118.23	94.05%	8,631.41	0.00	0.00%	7,398.57	84.12%	8,795.01
Total	3,528.31	4.88%	35,500.08	49.11%	72,280.74	520.38	1.13%	29,485.72	63.93%	46,120.89	3,350.57	4.04%	23,839.38	28.77%	82,853.54
22 Circuit															
HAMPSHIRE	2,492.03	8.97%	12,597.68	45.35%	27,779.43	0.00	0.00%	21,112.83	51.78%	40,776.97	9,192.85	21.43%	14,102.95	32.88%	42,897.58
HARDY	0.00	0.00%	11,686.01	47.97%	24,360.64	20,834.34	30.68%	15,437.42	22.73%	67,910.98	4,472.40	12.41%	8,837.38	24.52%	36,036.32
PENDLETON	804.85	5.14%	8,022.35	51.24%	15,657.41	0.00	0.00%	7,605.25	81.66%	9,313.86	0.00	0.00%	4,483.81	71.57%	6,265.18
Total	3,296.88	4.86%	32,306.04	47.65%	67,797.48	20,834.34	17.66%	44,155.50	37.42%	118,001.81	13,665.25	16.04%	27,424.14	32.19%	85,199.08
23 Circuit															
BERKELEY	9,487.52	10.23%	16,114.86	17.37%	92,780.95	14,996.45	11.82%	26,939.32	21.24%	126,832.38	1,980.18	2.45%	12,116.24	15.00%	80,764.48
JEFFERSON	25,890.83	33.64%	14,119.75	18.35%	76,963.93	5,571.06	6.38%	20,550.52	23.52%	87,358.06	19,453.62	22.85%	14,589.99	17.14%	85,145.50
MORGAN	0.00	0.00%	15,315.74	90.02%	17,014.53	0.00	0.00%	13,242.85	26.42%	50,128.58	1,086.40	6.42%	9,706.66	57.37%	16,919.98
Total	35,378.35	18.94%	45,550.35	24.39%	186,759.41	20,567.51	7.78%	60,732.69	22.98%	264,319.02	22,520.20	12.32%	36,412.89	19.92%	182,829.96
24 Circuit															
WAYNE	0.00	0.00%	15,648.47	76.99%	20,325.00	8,223.44	22.38%	20,650.54	56.19%	36,751.26	3,169.00	10.91%	16,642.46	57.27%	29,057.59
Total	0.00	0.00%	15,648.47	76.99%	20,325.00	8,223.44	22.38%	20,650.54	56.19%	36,751.26	3,169.00	10.91%	16,642.46	57.27%	29,057.59
25 Circuit															
BOONE	671.81	6.42%	9,078.42	86.72%	10,468.17	499.90	2.02%	18,807.57	76.06%	24,726.12	386.34	5.44%	6,012.58	84.72%	7,097.14
LINCOLN	3,498.20	12.70%	22,818.24	82.84%	27,544.64	1,101.58	3.58%	28,006.36	90.90%	30,810.21	1,211.51	4.95%	20,267.42	82.73%	24,498.47
Total	4,170.01	10.97%	31,896.66	83.91%	38,012.81	1,601.48	2.88%	46,813.93	84.29%	55,536.33	1,597.85	5.06%	26,280.00	83.18%	31,595.61
26 Circuit															
LEWIS	972.60	2.94%	26,331.73	79.71%	33,036.01	0.00	0.00%	31,747.15	83.65%	37,950.60	552.99	2.34%	19,926.16	84.32%	23,631.27
UPSHUR	1,153.66	5.19%	16,570.28	74.50%	22,241.54	0.00	0.00%	11,647.65	81.18%	14,347.81	2,734.13	20.50%	8,689.71	65.15%	13,337.99
Total	2,126.26	3.85%	42,902.01	77.61%	55,277.55	0.00	0.00%	43,394.80	82.98%	52,298.41	3,287.12	8.89%	28,615.87	77.40%	36,969.26
27 Circuit															
WYOMING	9,717.33	18.70%	29,252.29	56.31%	51,952.69	32,447.35	41.46%	30,191.04	38.58%	78,256.67	34,475.83	44.49%	27,942.79	36.06%	77,499.84
Total	9,717.33	18.70%	29,252.29	56.31%	51,952.69	32,447.35	41.46%	30,191.04	38.58%	78,256.67	34,475.83	44.49%	27,942.79	36.06%	77,499.84
28 Circuit															
NICHOLAS	0.00	0.00%	60,487.99	89.66%	67,461.35	0.00	0.00%	51,899.11	87.27%	59,472.57	0.00	0.00%	16,194.34	80.22%	20,188.45
Total	0.00	0.00%	60,487.99	89.66%	67,461.35	0.00	0.00%	51,899.11	87.27%	59,472.57	0.00	0.00%	16,194.34	80.22%	20,188.45
29 Circuit															
PUTNAM	6,713.50	9.42%	43,999.78	61.71%	71,304.09	16,327.22	15.87%	54,864.66	53.33%	102,880.41	10,192.88	15.09%	44,581.37	66.00%	67,547.59
Total	6,713.50	9.42%	43,999.78	61.71%	71,304.09	16,327.22	15.87%	54,864.66	53.33%	102,880.41	10,192.88	15.09%	44,581.37	66.00%	67,547.59
30 Circuit															
MINGO	0.00	0.00%	4,469.52	56.26%	7,944.58	1,761.50	18.74%	3,042.85	32.36%	9,402.16	7,590.23	23.78%	5,821.11	18.24%	31,918.00
Total	0.00	0.00%	4,469.52	56.26%	7,944.58	1,761.50	18.74%	3,042.85	32.36%	9,402.16	7,590.23	23.78%	5,821.11	18.24%	31,918.00

PUBLIC DEFENDER SERVICES
TRAVEL EXPENSES AND INVESTIGATOR EXPENSES AS PERCENTAGES OF TOTAL EXPENSES
Three Year Comparison

Circuit County	FY2020					FY2019					FY2018				
	Invest. \$	Invest. %	Travel \$	Travel %	Total Expense \$	Invest. \$	Invest. %	Travel \$	Travel %	Total Expense \$	Invest. \$	Invest. %	Travel \$	Travel %	Total Expense \$
31 Circuit															
MONROE	0.00	0.00%	10,246.32	84.85%	12,076.08	0.00	0.00%	6,964.18	94.61%	7,360.66	0.00	0.00%	8,104.83	70.78%	11,451.40
SUMMERS	1,963.49	10.83%	14,232.91	78.53%	18,123.87	1,214.27	7.88%	12,608.72	81.78%	15,417.69	2,158.93	11.64%	10,765.07	58.06%	18,540.69
Total	1,963.49	6.50%	24,479.23	81.06%	30,199.95	1,214.27	5.33%	19,572.90	85.93%	22,778.35	2,158.93	7.20%	18,869.90	62.92%	29,992.09
State Total	166,277.07	7.85%	1,278,555.62	60.36%	2,118,155.41	314,457.64	12.95%	1,276,629.50	52.58%	2,427,764.71	322,489.29	15.43%	952,111.89	45.55%	2,090,280.90

PUBLIC DEFENDER SERVICES

Historical Overview of Key Statistical Indicators

APPOINTED COUNSEL	FY 2020	FY 2019	FY 2018	FY 2017	FY 2016	FY 2015	FY 2014
Amount Paid in Claims	\$27,850,876.24	\$28,416,710.98	\$22,596,275.98	\$26,055,050.97	\$25,787,233.03	\$25,954,897.24	\$25,530,768.12
Total Claims Paid (w/o Supp. & Direct)	32,377	36,769	28,370	30,444	30,754	33,759	31,817
Total Hours Paid	475,793.67	537,541.64	426,094.86	490,751.00	483,595.07	486,726.40	479,583.90
Percent In Court	16.22%	16.00%	15.62%	15.23%	15.45%	15.36%	14.97%
Percent Out of Court	83.78%	84.00%	84.38%	84.77%	84.55%	84.64%	85.03%
Average Cost Per Claim	\$860.21	\$772.84	\$796.48	\$855.84	\$838.50	\$768.83	\$802.43
Average Total Cost Per Hour	\$58.54	\$52.86	\$53.03	\$53.09	\$53.32	\$53.33	\$53.24

PUBLIC DEFENDER CORPORATIONS	FY 2020	FY 2019	FY 2018	FY 2017	FY 2016	FY 2015	FY 2014
Disbursements for Public Def. Corps.	\$19,526,185.82	\$18,982,603.85	\$18,938,978.43	\$18,795,920.47	\$19,017,163.41	\$17,753,257.00	\$17,030,817.00
Total Cases Closed	31,744	35,696	34,958	35,365	33,799	33,170	33,354
Total Hours (w/o Admin. Time)	173,393.40	193,051.00	204,687.80	202,725.50	189,730.90	188,508.50	189,605.10
Percent In Court*	24.31%	28.98%	27.83%	27.28%	26.92%	28.72%	28.08%
Percent Out of Court*	75.69%	70.30%	72.17%	72.72%	73.08%	71.28%	71.29%
Average Cost Per Closed Case	\$615.11	\$531.79	\$541.76	\$531.48	\$562.65	\$535.22	\$469.65
Average Total Cost Per Hour	\$112.61	\$98.33	\$92.53	\$92.72	\$100.23	\$94.18	\$83.53

* Drug Court is not considered as it represents less than 1% of time starting in FY 2010.

Summary of PDC Cost Savings FY 2013--2020		
Year	Savings Per Case	Total Savings
2020	\$245.09	\$ 7,780,180.28
2019	\$241.06	\$ 8,604,845.23
2018	\$254.72	\$ 8,904,539.92
2017	\$324.35	\$ 11,470,696.19
2016	\$275.85	\$ 9,323,302.52
2015	\$233.61	\$ 7,748,799.98
2014	\$332.78	\$ 11,099,389.82

Total Savings Calculated As:		
Difference A/C & PDC Cost per case	times	PDC Closed Cases