

# WEST VIRGINIA PUBLIC DEFENDER SERVICES

*ANNUAL REPORT*  
FISCAL YEAR 2002-2003



JOHN A. ROGERS  
EXECUTIVE DIRECTOR

## Table of Contents

<b>Introduction</b> .....	<b>1</b>
<b>Appointed Counsel System</b> .....	<b>1</b>
<b>The Public Defender Corporation System</b> .....	<b>2</b>
<b>The Criminal Law Research Center</b> .....	<b>5</b>
<b>The Appellate Advocacy Division</b> .....	<b>6</b>
<b>Accounting and Voucher Processing Division</b> .....	<b>6</b>
<b>Administration/Public Defender Operations Division</b> .....	<b>6</b>
<b>Employee Listing</b> .....	<b>8</b>
<b>Financial Data</b> .....	<b>9</b>
<b>Statistical Information</b> .....	<b>14</b>
<b>Appointed Counsel</b> .....	<b>15</b>
<b>Public Defender Corporations</b> .....	<b>16</b>
<b>Appendix A: Appointed Counsel Statistical Information</b> .....	<b>17</b>
<b>Summary Report</b> .....	<b>19</b>
<b>Average Cost by Case Type</b> .....	<b>24</b>
<b>Average Costs by Primary Charge</b> .....	<b>30</b>
<b>Appointed Counsel Claims Paid</b> .....	<b>33</b>
<b>Direct Expense Claims Paid</b> .....	<b>39</b>
<b>Appointed Counsel Hours Paid</b> .....	<b>45</b>
<b>Appointed Counsel Fees Paid</b> .....	<b>51</b>
<b>Appointed Counsel Expenses Paid</b> .....	<b>58</b>
<b>Appointed Counsel Expenses Paid by Category</b> .....	<b>65</b>
<b>Appointed Counsel Hours In Court/Out of Court Paid</b> .....	<b>72</b>
<b>Appendix B: Public Defender Corporations Statistical Information</b> .....	<b>78</b>
<b>Boards of Directors Chairpersons</b> .....	<b>79</b>
<b>Cash Disbursements for Corporations</b> .....	<b>81</b>
<b>Public Defender Hours Worked</b> .....	<b>82</b>
<b>Public Defender Hours In Court/Out of Court</b> .....	<b>89</b>
<b>Public Defender Cases Represented Pending, Opened and Closed</b> .....	<b>97</b>
<b>Appendix C: Appointed Counsel/Public Defender Comparisons</b> .....	<b>107</b>
<b>Appendix D: Appointed Counsel Index Payee Totals for FY2002</b> .....	<b>111</b>

## **Introduction**

Pursuant to the requirements of West Virginia Code §5-1-20, Public Defender Services, an agency of the Executive Branch, submits this report for fiscal year 2002-2003 to his Excellency, Governor Bob Wise and to the West Virginia Legislature. This report describes the agency's activities during fiscal year 2002-2003.

Public Defender Services, originally Public Legal Services Council, was established July 1, 1981, by WV Code §29-21-1, et seq., and given the responsibility for administering the provision of legal representation to indigent persons as required by the Sixth Amendment to the United States Constitution and by Article III, Section 14 of the West Virginia Constitution. The Executive Director, appointed by the Governor, by and with the advice and consent of the West Virginia Senate, is responsible for the administration of the appointed counsel system; the Public Defender Corporation system; the Public Defender Services appellate division; and the Criminal Law Research Center within Public Defender Services.

### **Appointed Counsel System**

The appointed counsel system operates in all 55 counties of West Virginia. Approximately 800 appointed counsel and service providers are reimbursed annually by Public Defender Services for fees and expenses incurred in the representation of indigents in criminal matters.

In December, 1987, Millard Jewell, a Mingo County attorney whose case load was composed of 30 percent appointed cases, filed suit in the West Virginia Supreme Court. The Court appointed a Special Master and evidentiary hearings were held at three locations in the state. In July, 1989, the Court found certain aspects of the indigent defense system unconstitutional. The Court required the Legislature to increase appointed counsel rates from \$20/\$25 per hour to \$45/\$65

per hour, and to raise the fee cap to \$3,000. During the 1990 Regular Session of the Legislature, these mandates were enacted into WV Code §29-21-13a and became effective July 1, 1990. This action more than doubled the costs of the appointed counsel system.

Using appropriated, re-appropriated, and supplemental funds for fiscal year 2002-2003, Public Defender Services processed over **\$14,121,318** in payments for **22,665** claims by appointed counsel and other providers. Because all funds were exhausted, these figures represent only 9.5 months of invoice processing. Unpaid claims were estimated to total \$5.8 million dollars. The average hourly appointed counsel cost was **\$53.99** and the average appointed counsel cost per claim was **\$623.05**. Appointed counsel statistical information is found in **Appendix A**.

## **The Public Defender Corporation System**

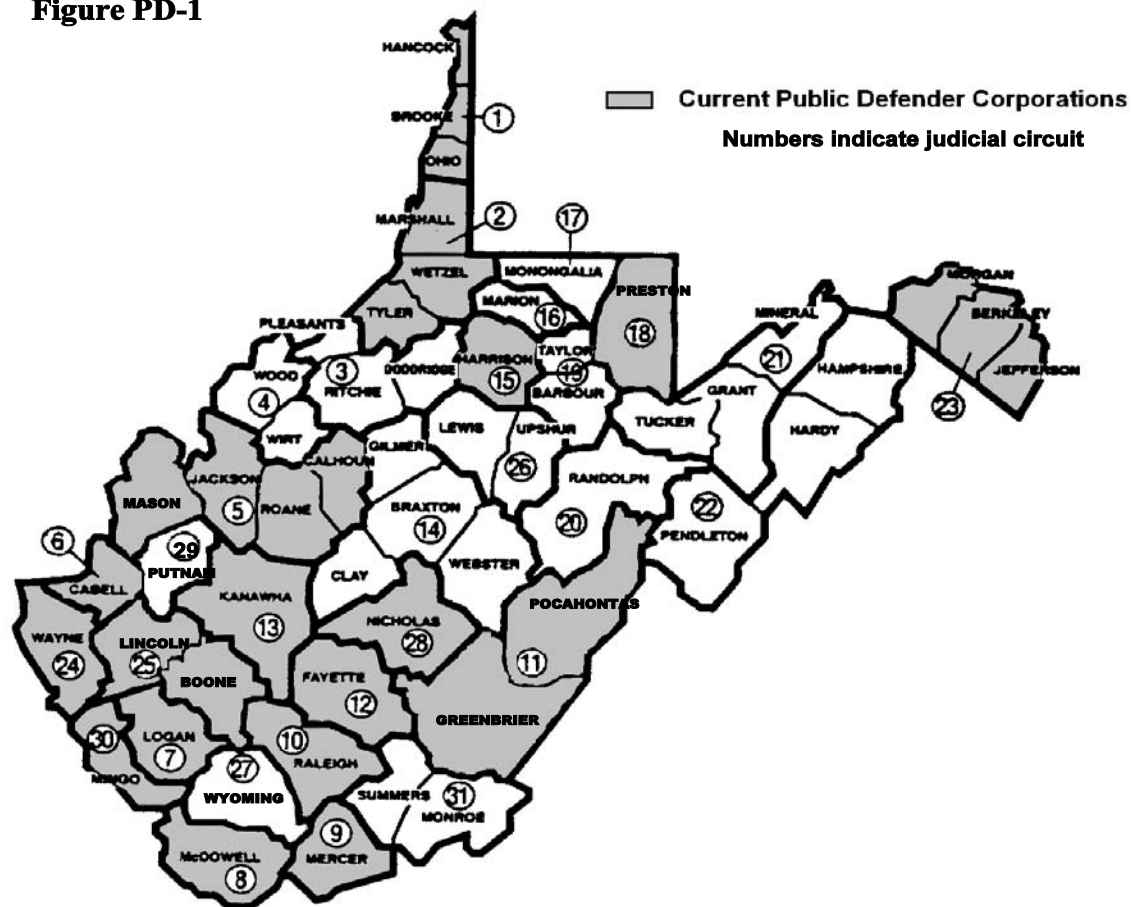
The Public Defender Corporation system is an efficient, cost-effective alternative to the appointed counsel system. As specialists in criminal law, Defenders do not need to research issues as often as private counsel who only occasionally do criminal work. In addition, Public Defenders do not charge an hourly rate so they are not paid extra for travel time or for time awaiting hearings. Each office operates as a non-profit corporation with its own board of directors. Each Corporation receives all its funding from Public Defender Services.

Prior to fiscal year 1990-1991, Public Defender Corporation offices operated in the 2<sup>nd</sup>, 10<sup>th</sup>, 23<sup>rd</sup>/31<sup>st</sup> (combined), and 28<sup>th</sup> Judicial Circuits. During fiscal year 1989-1990, the 1<sup>st</sup>, 8<sup>th</sup>, 12<sup>th</sup>, 13<sup>th</sup>, and 30<sup>th</sup> Circuits opened Public Defender offices. In fiscal year 1990-1991, the 7<sup>th</sup> and 9<sup>th</sup> Circuit offices opened. In fiscal year 1993-1994, the 15<sup>th</sup> Circuit office opened. In fiscal year 1994-1995, the 6<sup>th</sup> and 24<sup>th</sup> Circuit offices opened. In fiscal year 1995-1996, the 5<sup>th</sup> Circuit offices opened. In fiscal year 1999-2000, the 11<sup>th</sup> and 25<sup>th</sup> Circuit offices opened, and, in FY 2000-2001, the 18<sup>th</sup> Circuit office opened.

The 1<sup>st</sup> Circuit offices are located in Wheeling and Weirton; the 2<sup>nd</sup> Circuit, in Moundsville; the 5<sup>th</sup> Circuit, in Ripley and Spencer; the 6<sup>th</sup> Circuit, in Huntington; the 7<sup>th</sup> Circuit, in Logan; the 8<sup>th</sup> Circuit, in Welch; the 9<sup>th</sup> Circuit, in Princeton; the 10<sup>th</sup> Circuit, in Beckley; the 11<sup>th</sup> Circuit, in Lewisburg and Marlinton; the 12<sup>th</sup> Circuit, in Fayetteville; the 13<sup>th</sup> Circuit, in Charleston; the 15<sup>th</sup> Circuit, in Clarksburg; the 18<sup>th</sup> Circuit, in Kingwood; the 23<sup>rd</sup> Circuit, in Martinsburg and Charles Town; the 24<sup>th</sup> Circuit, in Wayne; the 25<sup>th</sup> Circuit, in Madison and Hamlin; the 28<sup>th</sup> Circuit, in Summersville; and the 30<sup>th</sup> Circuit, in Williamson. When fully staffed, the system employs 119 attorneys and 77 staff employees. **Figure PD-1** shows the circuits and counties that currently have Public Defender Corporations.

During fiscal year 2002-2003, the Corporations provided representation in **29,106** judicial proceedings; pursuant to contracts, Public Defender Services issued disbursements totaling **\$12,466,501** for Public Defender Corporations. The average hourly cost was **\$58.22** and the average cost per case represented was **\$428.31**. Full Public Defender statistical, grant, and board composition information can be found in **Appendix B**.

**Figure PD-1**



## **The Criminal Law Research Center (3 employees)**

By statute the Research Center is charged with producing legal materials useful to West Virginia criminal law practitioners. The Criminal Law Digest summarizes and indexes recent West Virginia Supreme Court of Appeals decisions. E-mail updates are sent as cases are decided. Recent Supreme Court decisions are available through a quarterly newsletter, which also includes other matters of interest.

In Fiscal Year 2003, the Criminal Law Research Center presented three seminars at various locations throughout the State of West Virginia. In December, 2002, the CLRC, along with Marshall University's Forensic Science Center, sponsored a program entitled, "Basic Forensic Science for Attorneys", at Marshall University. In May, 2003, the CLRC presented a program entitled "Issues in Sexual Assault Litigation", at the West Virginia University School of Law. In addition, the CLRC, in conjunction with the Kanawha County Public Defenders Office, sponsored the annual Public Defenders Conference in June, 2003, at Canaan Valley Resort. All of these seminars were offered at either no cost or at a minimal fee, and were open to both court appointed attorneys and Public Defenders. Additionally, the CLRC sponsored a new attorney training for Public Defenders in February, 2003, at the Federal Courthouse in Charleston, West Virginia.

The CLRC also continued to publish and distribute the eight-volume Criminal Law Digest; the Sixth Edition of the Jury Instruction Manual; and the Second Edition of West Virginia Criminal Defense Motion Manual. These publications were made available and sold to criminal law practitioners in both printed versions and in a CD-ROM format. Sales of these publications amounted to \$ 3,535. All publications were also made available at no cost on PDS' website, [www.wvpds.org](http://www.wvpds.org).

### **The Appellate Advocacy Division (2.5 employees)**

Public Defender Services is required by statute to have an appellate division. Because of limited funding, only one full time and one part-time attorney position are authorized, with one paralegal to assist. The division accepts appeals from private appointed counsel and full-time Public Defenders. Most appeals are accepted because of conflicts with local counsel or unique circumstances which require appointment of counsel outside the local Circuit or county.

In FY 2003, the division opened twenty-three new cases, fourteen direct appeals and eight habeas corpus petitions (one case became moot and counsel was not appointed). An additional nine cases were carried over from FY 2002, with four still active. Fifteen cases closed during the period.

### **Accounting and Voucher Processing Division (4 employees)**

This division prepares all financial reports for the agency, including budget documents, payroll and benefits, central office expenditures, Public Defender expenditures and private appointed counsel expenditures. The division is also responsible for preparing budget requests and monitoring expenditure schedules, as well as reporting for the Comprehensive Annual Financial Report.

Most importantly, the division processes approximately 25,000 claims per year from private counsel and other service providers, checking for legal compliance as well as for routine errors. The agency reduces claimed amounts of payment when appropriate, resulting in a savings of \$350,000 or more annually. Extensive statistical reporting is maintained, as well as 1099 reports produced for payees at the end of the calendar year.

### **Administration/Public Defender Operations Division (3 employees)**

This division maintains all routine office processes, including payment of central office bills, purchasing equipment and supplies, maintaining payroll, personnel

and leave records, records management, fixed asset inventories, and responds to various administrative report requirements of the Secretary of Administration. Most importantly, the division budgets, coordinates and oversees operations of eighteen Public Defender Corporations throughout the state. Extensive data collection for both financial information and case information is maintained. Reporting is done on both a monthly and annual basis, with ongoing analysis of needs. Cash flow management results in monthly disbursements of only sufficient cash for ongoing operations, resulting in some shifting of funds to private counsel. Suggested policies are developed as needed, including suggested office procedures, accounting policies and data entry protocols for case management. This division is also responsible for answering inquiries from legislative and executive branch officials, judges, prosecuting attorneys, various news media and the general public, as well as Public Defenders and private appointed counsel.

**WEST VIRGINIA PUBLIC DEFENDER SERVICES**

**EMPLOYEE LISTING**

**JOHN A. ROGERS, ESQ.                      EXECUTIVE DIRECTOR**

**CRIMINAL LAW RESEARCH CENTER:**

RUSSELL S. COOK, ESQ.                      DIRECTOR  
ERIN V. AKERS                                  ADMINISTRATIVE ASSISTANT  
PAMELA R. CLARK                              SECRETARY

**APPELLATE ADVOCACY DIVISION:**

JACK L. HICKOK, ESQ.                      DIRECTOR  
PAUL R. STONE, ESQ.                      STAFF ATTORNEY (part-time)  
THOMAS D. BOOTH                              PARALEGAL

**ACCOUNTING AND VOUCHER PROCESSING DIVISION:**

MARJORIE "KITTY" WILSON                      DIRECTOR  
SHEILA J. COUGHLIN                              ADMINISTRATIVE ASSISTANT  
TERESA G. SIDERS                              SUPERVISOR  
ROSA F. MCFARLAND                              CLAIMS PROCESSOR

**ADMINISTRATION AND PUBLIC DEFENDER OPERATIONS:**

KELLIE J. CARPER                              DIRECTOR  
RALPH E. MCKINNEY, JR.                      ACCOUNTANT  
HEATHER E. ATKINS                              SECRETARY

**PUBLIC DEFENDER SERVICES  
FINANCIAL DATA**

**SUMMARY OF APPROPRIATIONS, EXPENDITURES, AND FUND BALANCES BY ACTIVITY FOR THE FUND 0226-2003-0221  
 FOR THE PERIOD JULY 1, 2002 TO JUNE 30, 2003**

	001	004	007	010	099	127	364	913	TOTAL
<b>TOTAL APPROPRIATIONS</b>									
2003 APPROPRIATIONS	\$486,035.00	\$4,900.00	\$3,675,000.00	\$160,047.00	\$268,932.00	\$22,888,544.00	\$310.00	\$36,785.00	\$27,520,553.00
REAPPROPRIATIONS	\$0.00	\$0.00	\$0.00	\$0.00	\$272,031.76	\$88,982.81	\$0.00	\$0.00	\$361,014.57
<b>TOTAL FUND APPROPRIATIONS</b>	<b>\$486,035.00</b>	<b>\$4,900.00</b>	<b>\$3,675,000.00</b>	<b>\$160,047.00</b>	<b>\$540,963.76</b>	<b>\$22,977,526.81</b>	<b>\$310.00</b>	<b>\$36,785.00</b>	<b>\$27,881,567.57</b>
<b>TOTAL EXPENDITURES</b>									
<b>PERSONAL SERVICES:</b>									
Personal Services	\$485,347.28	\$0.00	\$0.00	\$0.00	\$0.00	\$0.00	\$264.00	\$0.00	\$485,611.28
Annual Increment	\$217.33	\$4,900.00	\$0.00	\$0.00	\$0.00	\$0.00	\$0.00	\$0.00	\$5,117.33
<b>Total Personal Services</b>	<b>\$485,564.61</b>	<b>\$4,900.00</b>	<b>\$0.00</b>	<b>\$0.00</b>	<b>\$0.00</b>	<b>\$0.00</b>	<b>\$264.00</b>	<b>\$0.00</b>	<b>\$490,728.61</b>
<b>EMPLOYEE BENEFITS:</b>									
PERS/PEIA Adm Fees	\$0.00	\$0.00	\$0.00	\$3,463.75	\$0.00	\$0.00	\$0.00	\$0.00	\$3,463.75
FICA	\$0.00	\$0.00	\$0.00	\$36,521.00	\$0.00	\$0.00	\$21.00	\$0.00	\$36,542.00
Public Emp Insurance	\$0.00	\$0.00	\$0.00	\$71,386.34	\$0.00	\$0.00	\$0.00	\$0.00	\$71,386.34
Unemployment Comp	\$0.00	\$0.00	\$0.00	\$2,364.13	\$0.00	\$0.00	\$0.00	\$0.00	\$2,364.13
Workers Comp	\$0.00	\$0.00	\$0.00	\$446.76	\$0.00	\$0.00	\$0.00	\$0.00	\$446.76
Pension & Retirement	\$0.00	\$0.00	\$0.00	\$45,824.23	\$0.00	\$0.00	\$25.00	\$0.00	\$45,849.23
Public Employees Insurance Transfer	\$0.00	\$0.00	\$0.00	\$0.00	\$4,775.00	\$0.00	\$0.00	\$0.00	\$4,775.00
<b>Total Benefits</b>	<b>\$0.00</b>	<b>\$0.00</b>	<b>\$0.00</b>	<b>\$160,006.21</b>	<b>\$4,775.00</b>	<b>\$0.00</b>	<b>\$46.00</b>	<b>\$0.00</b>	<b>\$164,827.21</b>
<b>CURRENT EXPENSES:</b>									
020 Office Expense	\$0.00	\$0.00	\$0.00	\$0.00	\$31,198.30	\$4,645.00	\$0.00	\$0.00	\$35,843.30
021 Printing & Binding	\$0.00	\$0.00	\$0.00	\$0.00	\$9,335.09	\$0.00	\$0.00	\$0.00	\$9,335.09
022 Rental Expense	\$0.00	\$0.00	\$0.00	\$0.00	\$33,795.00	\$0.00	\$0.00	\$0.00	\$33,795.00
023 Utilities	\$0.00	\$0.00	\$0.00	\$0.00	\$1,038.30	\$0.00	\$0.00	\$0.00	\$1,038.30
024 Telecommunications	\$0.00	\$0.00	\$0.00	\$0.00	\$4,283.83	\$0.00	\$0.00	\$0.00	\$4,283.83
025 Contractual & Professional	\$0.00	\$0.00	\$186,585.67	\$0.00	\$138,149.15	\$13,110,380.58	\$0.00	\$36,785.00	\$13,471,900.40
026 Travel	\$0.00	\$0.00	\$0.00	\$0.00	\$14,048.22	\$0.00	\$0.00	\$0.00	\$14,048.22
027 IS&C/WVNET	\$0.00	\$0.00	\$0.00	\$0.00	\$208,411.54	\$0.00	\$0.00	\$0.00	\$208,411.54
031 Assoc Dues & Prof Memb	\$0.00	\$0.00	\$0.00	\$0.00	\$1,045.25	\$0.00	\$0.00	\$0.00	\$1,045.25
032 Fire Auto Bond & Other Ins	\$0.00	\$0.00	\$0.00	\$0.00	\$0.00	\$0.00	\$0.00	\$0.00	\$0.00

page 1 of 2

	001	004	007	010	099	127	497	913	TOTAL
034 Cloth, Household, Rec. Supplies	\$0.00	\$0.00	\$0.00	\$0.00	\$986.75	\$0.00	\$0.00	\$0.00	\$986.75
038 Maintenance Contracts	\$0.00	\$0.00	\$0.00	\$0.00	\$4,631.28	\$0.00	\$0.00	\$0.00	\$4,631.28
042 Hospitality	\$0.00	\$0.00	\$0.00	\$0.00	\$894.20	\$0.00	\$0.00	\$0.00	\$894.20
051 Miscellaneous	\$0.00	\$0.00	\$0.00	\$0.00	\$1,034.05	\$0.00	\$0.00	\$0.00	\$1,034.05
052 Training & Development	\$0.00	\$0.00	\$0.00	\$0.00	\$3,818.25	\$0.00	\$0.00	\$0.00	\$3,818.25
053 Postal & Freight	\$0.00	\$0.00	\$0.00	\$0.00	\$15,752.59	\$0.00	\$0.00	\$0.00	\$15,752.59
054 Computer Supplies	\$0.00	\$0.00	\$0.00	\$0.00	\$12,280.48	\$0.00	\$0.00	\$0.00	\$12,280.48
056 Attorney Legal Service Payments	\$0.00	\$0.00	\$3,344,275.59	\$0.00	\$0.00	\$9,367,632.54	\$0.00	\$0.00	\$12,711,908.13
057 Attorney Reimbursable Expenses	\$0.00	\$0.00	\$144,138.74	\$0.00	\$0.00	\$436,105.67	\$0.00	\$0.00	\$580,244.41
058 Miscellaneous Equipment Purchases	\$0.00	\$0.00	\$0.00	\$0.00	\$16,359.82	\$0.00	\$0.00	\$0.00	\$16,359.82
<b>Total Current Expenses</b>	<b>\$0.00</b>	<b>\$0.00</b>	<b>\$3,675,000.00</b>	<b>\$0.00</b>	<b>\$497,062.10</b>	<b>\$22,918,763.79</b>	<b>\$0.00</b>	<b>\$36,785.00</b>	<b>\$27,127,610.89</b>
<b>REPAIRS &amp; ALTERATIONS</b>									
063 Bldg Repairs & Alterations	\$0.00	\$0.00	\$0.00	\$0.00	\$328.79	\$0.00	\$0.00	\$0.00	\$328.79
064 Building Repairs	\$0.00	\$0.00	\$0.00	\$0.00	\$4,266.35	\$0.00	\$0.00	\$0.00	\$4,266.35
068 Other Repairs & Alterations	\$0.00	\$0.00	\$0.00	\$0.00	\$575.00	\$0.00	\$0.00	\$0.00	\$575.00
<b>Total Repairs &amp; Alterations</b>	<b>\$0.00</b>	<b>\$0.00</b>	<b>\$0.00</b>	<b>\$0.00</b>	<b>\$5,170.14</b>	<b>\$0.00</b>	<b>\$0.00</b>	<b>\$0.00</b>	<b>\$5,170.14</b>
<b>EQUIPMENT</b>									
070 Office & Comm Equipment	\$0.00	\$0.00	\$0.00	\$0.00	\$15,639.20	\$0.00	\$0.00	\$0.00	\$15,639.20
077 Books & Periodicals	\$0.00	\$0.00	\$0.00	\$0.00	\$2,790.77	\$0.00	\$0.00	\$0.00	\$2,790.77
170 Computer Equipment	\$0.00	\$0.00	\$0.00	\$0.00	\$15,526.55	\$0.00	\$0.00	\$0.00	\$15,526.55
<b>Total Equipment</b>	<b>\$0.00</b>	<b>\$0.00</b>	<b>\$0.00</b>	<b>\$0.00</b>	<b>\$33,956.52</b>	<b>\$0.00</b>	<b>\$0.00</b>	<b>\$0.00</b>	<b>\$33,956.52</b>
<b>TOTAL FUND EXPENDITURES</b>	<b>\$485,564.61</b>	<b>\$4,900.00</b>	<b>\$3,675,000.00</b>	<b>\$160,006.21</b>	<b>\$540,963.76</b>	<b>\$22,918,763.79</b>	<b>\$310.00</b>	<b>\$36,785.00</b>	<b>\$27,822,293.37</b>
<b>FUND BALANCE</b>	<b>\$470.39</b>	<b>\$0.00</b>	<b>\$0.00</b>	<b>\$40.79</b>	<b>\$0.00</b>	<b>\$58,763.02</b>	<b>\$0.00</b>	<b>\$0.00</b>	<b>\$59,274.20</b>

Amounts shown in Total Expenditures in columns 127 (025; 027; 056; & 057) include deposits of monies collected from duplicate payments or overpayments to counsel and service providers.

**West Virginia Public Defender Services**  
**Statement of Revenues, Expenditures**  
**and Changes in Fund Balance**  
**For the Period July 1, 2002 to June 30, 2003**

**2420-2003-0221**

**REVENUES**

<b>Sales of Publications</b>	\$3,535.00
<b>CLE</b>	<u>\$0.00</u>

**TOTAL REVENUES** **\$3,535.00**

**TOTAL EXPENDITURES** **\$0.00**

**Revenues Over (under) Expenditures** **\$3,535.00**

**Fund Balance Beginning of Period** **\$12,751.05**

**Fund Balance, June 30, 2003** **\$16,286.05**

**2421-2003-0221**

**Fund Balance Beginning of Period** **\$245.70**

**Add: Consumer Sales Collections** \$177.90

**Less: Remittance of Taxes** \$404.40

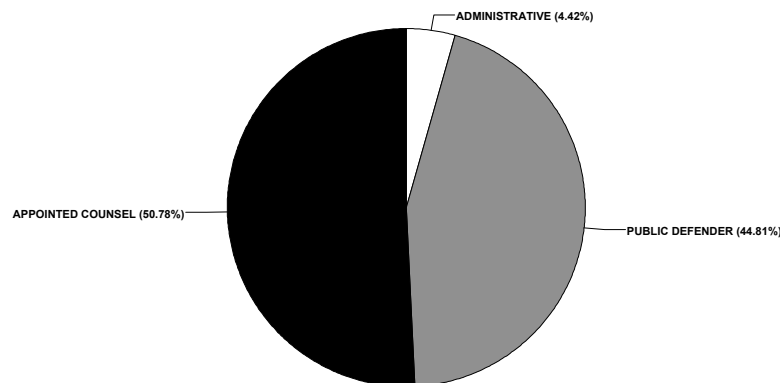
**Fund Balance, June 30, 2003** **\$19.20**

# WV PUBLIC DEFENDER SERVICES

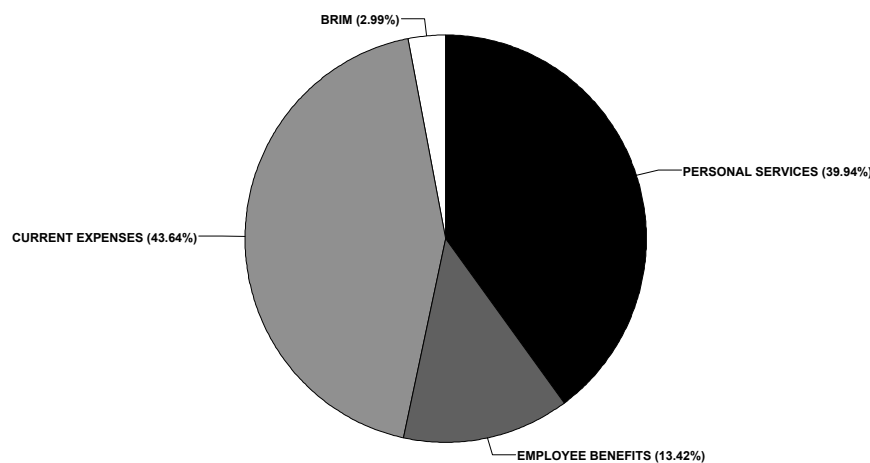
## TOTAL FUND EXPENDITURES

### FY 2002/2003

#### TOTAL EXPENDITURES BY PROGRAM



#### TOTAL ADMINISTRATIVE EXPENSES



**APPOINTED COUNSEL AND PUBLIC DEFENDER  
STATISTICAL INFORMATION**

**WV PUBLIC DEFENDER SERVICES  
STATISTICAL REPORT  
APPOINTED COUNSEL FY 2002/2003**

<b>Total Number of Claims Paid</b>	<b>22,665</b>
<b>Total Number of Direct Expense Claims Paid</b>	<b>1,147</b>
<b>Total Number of Hours Paid</b>	<b>261,556</b>
<b>Total Amount Paid in Claims</b>	<b>\$14,121,317.76</b>
<b>Total Fees Paid to Counsel</b>	<b>\$12,712,178.13</b>
<b>Total Expenses Paid</b>	<b>\$1,409,139.63</b>
<b>Average Total Cost Per Claim</b>	<b>\$623.05</b>
<b>Average Counsel Fee Per Claim</b>	<b>\$560.87</b>
<b>Average Expenses Per Claim</b>	<b>\$62.17</b>
<b>Percent of Total Claims Attributable to Fees</b>	<b>90.02%</b>
<b>Percent of Total Claims Attributable to Expenses</b>	<b>9.98%</b>
<b>Average Total Cost Per Hour</b>	<b>\$53.99</b>
<b>Total Hours In-Court</b>	<b>47,107</b>
<b>Total Hours Out-of-Court</b>	<b>214,449</b>
<b>Percent of Total Hours In-Court</b>	<b>18.01%</b>
<b>Percent of Total Hours Out-of-Court</b>	<b>81.99%</b>

**NOTE: Figures represent payments made for 9.5 months. Claims received from July 1, 2002 to April 14, 2003.**

**WV PUBLIC DEFENDER SERVICES  
STATISTICAL REPORT  
PUBLIC DEFENDER CORPORATIONS FY 2002/2003**

<b>Total Number of Cases Pending July 1, 2002</b>	<b>4,936</b>
<b>Total Number of Cases Opened</b>	<b>24,170</b>
<b>Total Number of Cases Closed</b>	<b>23,144</b>
<b>Total Number of Cases Represented during FY 2002</b>	<b>29,106</b>
<b>Total Number of Charges Associated with Cases Pending July 1, 2001</b>	<b>9,184</b>
<b>Total Number of Charges Associated with Cases Opened</b>	<b>43,484</b>
<b>Total Number of Charges Associated with Cases Closed</b>	<b>41,430</b>
<b>Total Number of Charges Associated with Cases Represented</b>	<b>52,668</b>
<b>Total Amount Disbursed for Corporations</b>	<b>\$12,466,501</b>
<b>Average Total Cost Per Cases Represented</b>	<b>\$428.31</b>
<b>Average Total Cost Per Opened Cases</b>	<b>\$515.78</b>
<b>Average Total Cost Per Closed Cases</b>	<b>\$538.65</b>
<b>Total Number of Hours During FY 2002</b>	<b>214,117</b>
<b>Average Total Cost Per Hour</b>	<b>\$58.22</b>
<b>Total Hours In-Court</b>	<b>44,146</b>
<b>Total Hours Out-of-Court</b>	<b>169,970</b>
<b>Percent of Total Hours In-Court</b>	<b>20.62%</b>
<b>Percent of Total Hours Out-of-Court</b>	<b>79.38%</b>

**APPENDIX A:  
APPOINTED COUNSEL  
STATISTICAL INFORMATION**

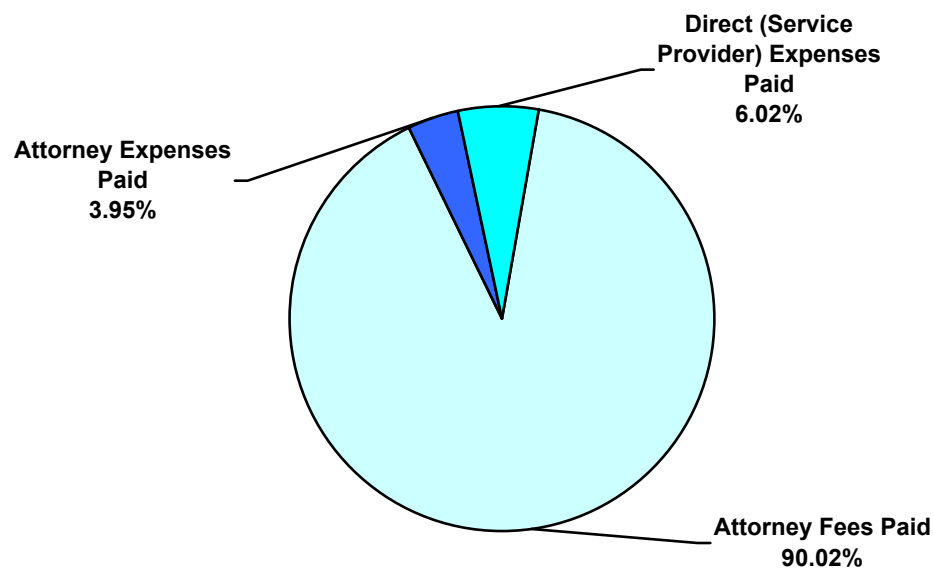
**APPOINTED COUNSEL SUMMARY REPORTS  
OF COSTS**

## SUMMARY OF DOLLARS SPENT FOR FY 2003

Attorney Fees Paid	\$12,712,178.13
Attorney Expenses Paid	\$558,447.52
Direct (Service Provider) Expenses Paid	\$850,692.11
<b>Total Dollars Paid</b>	<b>\$14,121,317.76</b>

## APPOINTED COUNSEL DOLLARS SPENT

FY 2003\*



\*Note: Due to rounding may not equal 100%.

**WEST VIRGINIA PUBLIC DEFENDER SERVICES  
 SUMMARY REPORT FOR ATTORNEY HOUSE/FEES/EXPENSES  
 FISCAL YEAR 2003**

<b>CIRCUIT</b>	<b>ATTORNEY TOTAL HOURS</b>	<b>ATTORNEY FEE AMOUNT IN \$</b>	<b>ATTORNEY EXPENSE AMOUNT IN \$</b>	<b>DIRECT EXPENSE AMOUNT IN \$</b>	<b>EXPENSE AMOUNT IN \$</b>	<b>GRAND TOTAL AMOUNT IN \$</b>
01 CIRCUIT	10,432.1	497,063.50	28,953.39	33,844.56	62,797.95	559,861.45
02 CIRCUIT	2,837.7	140,332.50	4,842.29	0.00	4,842.29	145,174.79
03 CIRCUIT	5,803.4	275,687.00	16,061.98	25,185.87	41,247.85	316,934.85
04 CIRCUIT	30,564.3	1,459,927.50	74,445.21	270,096.77	344,541.98	1,804,469.48
05 CIRCUIT	9,431.3	464,807.04	16,596.11	16,124.93	32,721.04	497,528.08
06 CIRCUIT	10,105.5	516,333.50	12,336.87	28,275.82	40,612.69	556,946.19
07 CIRCUIT	6,557.6	314,992.00	9,415.85	4,731.65	14,147.50	329,139.50
08 CIRCUIT	6,688.7	319,599.50	6,748.05	18,226.85	24,974.90	344,574.40
09 CIRCUIT	9,292.7	469,590.50	33,390.71	12,262.36	45,653.07	515,243.57
10 CIRCUIT	5,231.0	255,373.00	4,555.67	0.00	4,555.67	259,928.67
11 CIRCUIT	3,506.8	167,810.00	8,238.59	3,944.05	12,182.64	179,992.64
12 CIRCUIT	2,012.9	96,356.50	3,965.82	0.00	3,965.82	100,322.32
13 CIRCUIT	18,358.1	912,337.08	22,690.94	21,745.15	44,436.09	956,773.17
14 CIRCUIT	8,857.0	427,426.31	36,671.74	9,755.88	46,427.62	473,853.93
15 CIRCUIT	6,064.3	284,783.50	9,140.77	13,878.58	23,019.35	307,802.85
16 CIRCUIT	17,136.8	815,078.50	19,399.27	31,438.76	50,838.03	865,916.53
17 CIRCUIT	13,126.3	627,996.70	23,750.48	28,988.23	52,738.71	680,735.41
18 CIRCUIT	4,273.3	205,738.50	11,750.07	9,709.56	21,459.63	227,198.13
19 CIRCUIT	7,939.8	380,035.00	4,100.82	12,310.04	16,410.86	396,445.86
20 CIRCUIT	5,440.7	268,916.00	9,292.61	4,861.19	14,153.80	283,069.80
21 CIRCUIT	8,947.1	431,283.50	16,000.94	46,707.58	62,708.52	493,992.02
22 CIRCUIT	8,064.2	394,833.00	30,852.01	20,373.90	51,225.91	446,058.91
23 CIRCUIT	11,372.4	562,840.00	63,502.17	68,454.93	131,957.10	694,797.10
24 CIRCUIT	4,380.6	219,439.00	12,457.08	15,500.71	27,957.79	247,396.79
25 CIRCUIT	8,676.6	432,109.50	11,471.79	27,028.74	38,500.53	470,610.03
26 CIRCUIT	9,477.6	460,194.00	17,038.46	9,665.86	26,704.32	486,898.32
27 CIRCUIT	6,973.9	333,043.50	7,242.75	82,339.26	89,582.01	422,625.51
28 CIRCUIT	2,774.1	135,482.50	4,013.92	2,377.29	6,391.21	141,873.71
29 CIRCUIT	8,738.4	425,002.50	12,758.62	23,238.76	35,997.38	460,999.88
30 CIRCUIT	5,118.7	254,297.50	9,718.02	1,977.73	11,695.75	265,993.25
31 CIRCUIT	3,372.6	163,469.00	17,044.52	7,647.10	24,691.62	188,160.62
<b>STATE</b>	<b>261,556.4</b>	<b>12,712,178.13</b>	<b>558,447.52</b>	<b>850,692.11</b>	<b>1,409,139.63</b>	<b>14,121,317.76</b>

**WEST VIRGINIA PUBLIC DEFENDER SERVICES  
 SUMMARY REPORT FOR ATTORNEY HOURS/FEE/EXPENSES  
 FISCAL YEAR 2003**

CIRCUIT COUNTY	TOTAL HOURS	FEE AMOUNT IN \$	EXPENSE AMOUNT IN \$	DIRECT EXPENSE AMOUNT IN \$	EXPENSE AMOUNT IN \$	GRAND TOTAL AMOUNT IN \$
<b>01 CIRCUIT</b>						
BROOKE	1,832.7	87,331.50	4,019.15	0.00	4,019.15	91,350.65
HANCOCK	2,560.9	123,360.50	3,964.13	10,766.83	14,730.96	138,091.46
OHIO	6,038.5	286,371.50	20,970.11	23,077.73	44,047.84	330,419.34
<b>TOTAL</b>	<b>10,432.1</b>	<b>497,063.50</b>	<b>28,953.39</b>	<b>33,844.56</b>	<b>62,797.95</b>	<b>559,861.45</b>
<b>02 CIRCUIT</b>						
MARSHALL	1,770.5	87,370.50	1,966.64	0.00	1,966.64	89,337.14
TYLER	464.1	22,614.50	1,718.96	0.00	1,718.96	24,333.46
WETZEL	603.1	30,347.50	1,156.69	0.00	1,156.69	31,504.19
<b>TOTAL</b>	<b>2,837.7</b>	<b>140,332.50</b>	<b>4,842.29</b>	<b>0.00</b>	<b>4,842.29</b>	<b>145,174.79</b>
<b>03 CIRCUIT</b>						
DODDRIDGE	2,004.2	95,243.00	5,335.29	10,091.22	15,426.51	110,669.51
PLEASANTS	1,913.7	90,562.50	6,534.50	4,988.40	11,522.90	102,085.40
<b>TOTAL</b>	<b>5,803.4</b>	<b>275,687.00</b>	<b>16,061.98</b>	<b>25,185.87</b>	<b>41,247.85</b>	<b>316,934.85</b>
<b>04 CIRCUIT</b>						
WIRT	1,150.0	55,956.00	2,897.71	6,748.57	9,646.28	65,602.28
WOOD	29,414.3	1,403,971.50	71,547.50	263,348.20	334,895.70	1,738,867.20
<b>TOTAL</b>	<b>30,564.3</b>	<b>1,459,927.50</b>	<b>74,445.21</b>	<b>270,096.77</b>	<b>344,541.98</b>	<b>1,804,469.48</b>
<b>05 CIRCUIT</b>						
CALHOUN	490.4	24,940.00	636.53	0.00	636.53	25,576.53
JACKSON	1,863.6	92,786.54	4,717.37	647.00	5,364.37	98,150.91
MASON	5,735.3	278,232.50	8,694.70	12,092.03	20,786.73	299,019.23
ROANE	1,342.0	68,848.00	2,547.51	3,385.90	5,933.41	74,781.41
<b>TOTAL</b>	<b>9,431.3</b>	<b>464,807.04</b>	<b>16,596.11</b>	<b>16,124.93</b>	<b>32,721.04</b>	<b>497,528.08</b>
<b>06 CIRCUIT</b>						
CABELL	10,105.5	516,333.50	12,336.87	28,275.82	40,612.69	556,946.19
<b>TOTAL</b>	<b>10,105.5</b>	<b>516,333.50</b>	<b>12,336.87</b>	<b>28,275.82</b>	<b>40,612.69</b>	<b>556,946.19</b>
<b>07 CIRCUIT</b>						
LOGAN	6,557.6	314,992.00	9,415.85	4,731.65	14,147.50	329,139.50
<b>TOTAL</b>	<b>6,557.6</b>	<b>314,992.00</b>	<b>9,415.85</b>	<b>4,731.65</b>	<b>14,147.50</b>	<b>329,139.50</b>
<b>08 CIRCUIT</b>						
MCDOWELL	6,688.7	319,599.50	6,748.05	18,226.85	24,974.90	344,574.40
<b>TOTAL</b>	<b>6,688.7</b>	<b>319,599.50</b>	<b>6,748.05</b>	<b>18,226.85</b>	<b>24,974.90</b>	<b>344,574.40</b>
<b>09 CIRCUIT</b>						
MERCER	9,292.7	469,590.50	33,390.71	12,262.36	45,653.07	515,243.57
<b>TOTAL</b>	<b>9,292.7</b>	<b>469,590.50</b>	<b>33,390.71</b>	<b>12,262.36</b>	<b>45,653.07</b>	<b>515,243.57</b>
<b>10 CIRCUIT</b>						
RALEIGH	5,231.0	255,373.00	4,555.67	0.00	4,555.67	259,928.67
<b>TOTAL</b>	<b>5,231.0</b>	<b>255,373.00</b>	<b>4,555.67</b>	<b>0.00</b>	<b>4,555.67</b>	<b>259,928.67</b>
<b>11 CIRCUIT</b>						
GREENBRIER	2,396.0	115,714.00	6,634.82	1,750.00	8,384.82	124,098.82
POCAHONTAS	1,110.8	52,096.00	1,603.77	2,194.05	3,797.82	55,893.82
<b>TOTAL</b>	<b>3,506.8</b>	<b>167,810.00</b>	<b>8,238.59</b>	<b>3,944.05</b>	<b>12,182.64</b>	<b>179,992.64</b>

**WEST VIRGINIA PUBLIC DEFENDER SERVICES  
 SUMMARY REPORT FOR ATTORNEY HOURS/FEES/EXPENSES  
 FISCAL YEAR 2003**

<b>CIRCUIT COUNTY</b>	<b>TOTAL HOURS</b>	<b>FEE AMOUNT IN \$</b>	<b>EXPENSE AMOUNT IN \$</b>	<b>DIRECT EXPENSE AMOUNT IN \$</b>	<b>EXPENSE AMOUNT IN \$</b>	<b>GRAND TOTAL AMOUNT IN \$</b>
<b>12 CIRCUIT</b>						
FAYETTE	2,012.9	96,356.50	3,965.82	0.00	3,965.82	100,322.32
<b>TOTAL</b>	<b>2,012.9</b>	<b>96,356.50</b>	<b>3,965.82</b>	<b>0.00</b>	<b>3,965.82</b>	<b>100,322.32</b>
<b>13 CIRCUIT</b>						
KANAWHA	18,358.1	912,337.08	22,690.94	21,745.15	44,436.09	956,773.17
<b>TOTAL</b>	<b>18,358.1</b>	<b>912,337.08</b>	<b>22,690.94</b>	<b>21,745.15</b>	<b>44,436.09</b>	<b>956,773.17</b>
<b>14 CIRCUIT</b>						
BRAXTON	3,030.0	146,016.40	13,806.03	874.55	14,680.58	160,696.98
CLAY	1,782.3	87,702.41	6,439.53	1,493.58	7,933.11	95,635.52
GILMER	1,319.7	63,114.50	5,766.76	2,700.28	8,467.04	71,581.54
WEBSTER	2,725.0	130,593.00	10,659.42	4,687.47	15,346.89	145,939.89
<b>TOTAL</b>	<b>8,857.0</b>	<b>427,426.31</b>	<b>36,671.74</b>	<b>9,755.88</b>	<b>46,427.62</b>	<b>473,853.93</b>
<b>15 CIRCUIT</b>						
HARRISON	6,064.3	284,783.50	9,140.77	13,878.58	23,019.35	307,802.85
<b>TOTAL</b>	<b>6,064.3</b>	<b>284,783.50</b>	<b>9,140.77</b>	<b>13,878.58</b>	<b>23,019.35</b>	<b>307,802.85</b>
<b>16 CIRCUIT</b>						
MARION	17,136.8	815,078.50	19,399.27	31,438.76	50,838.03	865,916.53
<b>TOTAL</b>	<b>17,136.8</b>	<b>815,078.50</b>	<b>19,399.27</b>	<b>31,438.76</b>	<b>50,838.03</b>	<b>865,916.53</b>
<b>17 CIRCUIT</b>						
MONONGALIA	13,126.3	627,996.70	23,750.48	28,988.23	52,738.71	680,735.41
<b>TOTAL</b>	<b>13,126.3</b>	<b>627,996.70</b>	<b>23,750.48</b>	<b>28,988.23</b>	<b>52,738.71</b>	<b>680,735.41</b>
<b>18 CIRCUIT</b>						
PRESTON	4,273.3	205,738.50	11,750.07	9,709.56	21,459.63	227,198.13
<b>TOTAL</b>	<b>4,273.3</b>	<b>205,738.50</b>	<b>11,750.07</b>	<b>9,709.56</b>	<b>21,459.63</b>	<b>227,198.13</b>
<b>19 CIRCUIT</b>						
BARBOUR	3,266.3	157,995.50	1,092.92	10,741.56	11,834.48	169,829.98
TAYLOR	4,673.5	222,039.50	3,007.90	1,568.48	4,576.38	226,615.88
<b>TOTAL</b>	<b>7,939.8</b>	<b>380,035.00</b>	<b>4,100.82</b>	<b>12,310.04</b>	<b>16,410.86</b>	<b>396,445.86</b>
<b>20 CIRCUIT</b>						
RANDOLPH	5,440.7	268,916.00	9,292.61	4,861.19	14,153.80	283,069.80
<b>TOTAL</b>	<b>5,440.7</b>	<b>268,916.00</b>	<b>9,292.61</b>	<b>4,861.19</b>	<b>14,153.80</b>	<b>283,069.80</b>
<b>21 CIRCUIT</b>						
GRANT	1,876.3	89,515.50	5,658.34	2,571.98	8,230.32	97,745.82
MINERAL	6,553.5	317,219.50	7,076.33	44,135.60	51,211.93	368,431.43
TUCKER	517.3	24,548.50	3,266.27	0.00	3,266.27	27,814.77
<b>TOTAL</b>	<b>8,947.1</b>	<b>431,283.50</b>	<b>16,000.94</b>	<b>46,707.58</b>	<b>62,708.52</b>	<b>493,992.02</b>
<b>22 CIRCUIT</b>						
HAMPSHIRE	4,014.1	198,756.50	10,540.40	7,511.40	18,051.80	216,808.30
HARDY	2,631.9	127,791.50	11,743.81	9,492.50	21,236.31	149,027.81
PENDLETON	1,418.2	68,285.00	8,567.80	3,370.00	11,937.80	80,222.80
<b>TOTAL</b>	<b>8,064.2</b>	<b>394,833.00</b>	<b>30,852.01</b>	<b>20,373.90</b>	<b>51,225.91</b>	<b>446,058.91</b>

**WEST VIRGINIA PUBLIC DEFENDER SERVICES  
 SUMMARY REPORT FOR ATTORNEY HOURS/FEE/EXPENSES  
 FISCAL YEAR 2003**

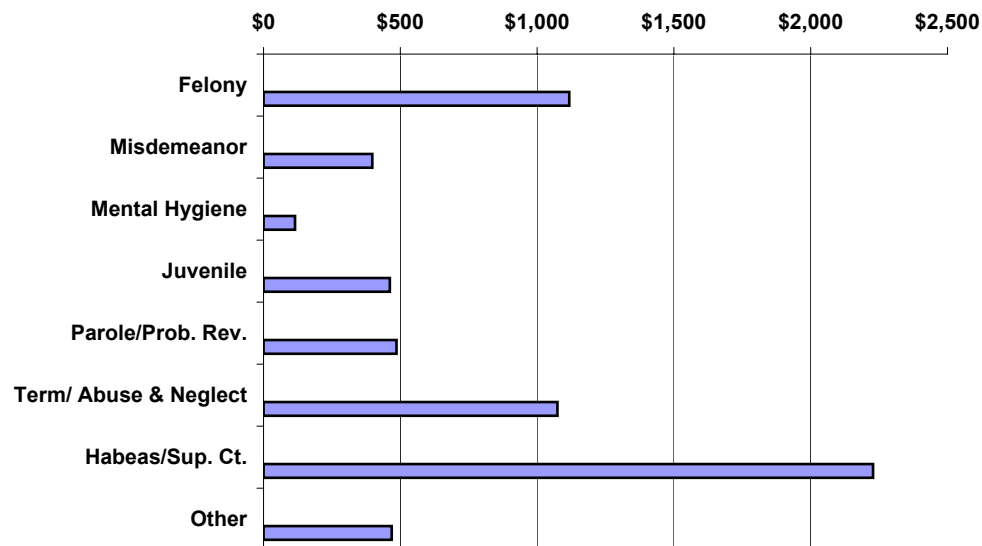
<b>CIRCUIT COUNTY</b>	<b>TOTAL HOURS</b>	<b>FEE AMOUNT IN \$</b>	<b>EXPENSE AMOUNT IN \$</b>	<b>DIRECT EXPENSE AMOUNT IN \$</b>	<b>EXPENSE AMOUNT IN \$</b>	<b>GRAND TOTAL AMOUNT IN \$</b>
<b>23 CIRCUIT</b>						
BERKELEY	6,597.2	327,606.00	36,191.41	33,089.87	69,281.28	396,887.28
JEFFERSON	3,180.7	155,421.50	21,570.63	8,807.50	30,378.13	185,799.63
MORGAN	1,594.5	79,812.50	5,740.13	26,557.56	32,297.69	112,110.19
<b>TOTAL</b>	<b>11,372.4</b>	<b>562,840.00</b>	<b>63,502.17</b>	<b>68,454.93</b>	<b>131,957.10</b>	<b>694,797.10</b>
<b>24 CIRCUIT</b>						
WAYNE	4,380.6	219,439.00	12,457.08	15,500.71	27,957.79	247,396.79
<b>TOTAL</b>	<b>4,380.6</b>	<b>219,439.00</b>	<b>12,457.08</b>	<b>15,500.71</b>	<b>27,957.79</b>	<b>247,396.79</b>
<b>25 CIRCUIT</b>						
BOONE	5,133.6	259,140.00	4,484.44	19,293.13	23,777.57	282,917.57
LINCOLN	3,543.0	172,969.50	6,987.35	7,735.61	14,722.96	187,692.46
<b>TOTAL</b>	<b>8,676.6</b>	<b>432,109.50</b>	<b>11,471.79</b>	<b>27,028.74</b>	<b>38,500.53</b>	<b>470,610.03</b>
<b>26 CIRCUIT</b>						
LEWIS	4,745.7	232,234.50	10,256.24	3,310.16	13,566.40	245,800.90
UPSHUR	4,731.9	227,959.50	6,782.22	6,355.70	13,137.92	241,097.42
<b>TOTAL</b>	<b>9,477.6</b>	<b>460,194.00</b>	<b>17,038.46</b>	<b>9,665.86</b>	<b>26,704.32</b>	<b>486,898.32</b>
<b>27 CIRCUIT</b>						
WYOMING	6,973.9	333,043.50	7,242.75	82,339.26	89,582.01	422,625.51
<b>TOTAL</b>	<b>6,973.9</b>	<b>333,043.50</b>	<b>7,242.75</b>	<b>82,339.26</b>	<b>89,582.01</b>	<b>422,625.51</b>
<b>28 CIRCUIT</b>						
NICHOLAS	2,774.1	135,482.50	4,013.92	2,377.29	6,391.21	141,873.71
<b>TOTAL</b>	<b>2,774.1</b>	<b>135,482.50</b>	<b>4,013.92</b>	<b>2,377.29</b>	<b>6,391.21</b>	<b>141,873.71</b>
<b>29 CIRCUIT</b>						
PUTNAM	8,738.4	425,002.50	12,758.62	23,238.76	35,997.38	460,999.88
<b>TOTAL</b>	<b>8,738.4</b>	<b>425,002.50</b>	<b>12,758.62</b>	<b>23,238.76</b>	<b>35,997.38</b>	<b>460,999.88</b>
<b>30 CIRCUIT</b>						
MINGO	5,118.7	254,297.50	9,718.02	1,977.73	11,695.75	265,993.25
<b>TOTAL</b>	<b>5,118.7</b>	<b>254,297.50</b>	<b>9,718.02</b>	<b>1,977.73</b>	<b>11,695.75</b>	<b>265,993.25</b>
<b>31 CIRCUIT</b>						
MONROE	1,240.8	60,150.00	9,051.65	4,213.08	13,264.73	73,414.73
SUMMERS	2,131.8	103,319.00	7,992.87	3,434.02	11,426.89	114,745.89
<b>TOTAL</b>	<b>3,372.6</b>	<b>163,469.00</b>	<b>17,044.52</b>	<b>7,647.10</b>	<b>24,691.62</b>	<b>188,160.62</b>
<b>STATE</b>	<b>261,556.4</b>	<b>12,712,178.13</b>	<b>558,447.52</b>	<b>850,692.11</b>	<b>1,409,139.63</b>	<b>14,121,317.76</b>

## Appointed Counsel Average Costs for FY 2003

Felony	\$1,117.38
Misdemeanor	\$397.51
Mental Hygiene	\$115.10
Juvenile	\$461.62
Parole/Prob. Rev.	\$485.96
Term/ Abuse & Neglect	\$1,074.35
Habeas/Sup. Ct.	\$2,227.91
Other	\$468.37

Mandamus/Prohibition, Mag. Ct. Appeal, Extradition, Contempt, Fugitive, Other
---

## Appointed Counsel Average Costs for FY 2003 by Case Type



**WEST VIRGINIA PUBLIC DEFENDER SERVICES  
 AVERAGE COST BY CASE TYPE  
 FISCAL YEAR 2003**

<b>CIRCUIT</b>	<b>FELONY</b>	<b>MISD</b>	<b>MENTAL HYGIENE</b>	<b>JUVENILE</b>	<b>PAROLE PROBAT REV</b>	<b>TERM ABUSE</b>	<b>HABEAS SUP. CT.</b>	<b>OTHER</b>	<b>CIRCUIT AVERAGE</b>
01 CIRCUIT	\$1,271.01	\$349.56	\$202.97	\$539.67	\$702.26	\$1,076.20	\$2,259.46	\$418.54	\$811.39
02 CIRCUIT	\$997.55	\$253.93	\$150.25	\$470.66	\$689.51	\$1,248.84	\$0.00	\$819.15	\$437.27
03 CIRCUIT	\$1,139.20	\$523.12	\$296.26	\$866.92	\$516.06	\$1,296.77	\$2,239.21	\$358.20	\$818.95
04 CIRCUIT	\$861.47	\$497.96	\$115.63	\$399.06	\$429.98	\$1,069.04	\$1,624.48	\$402.89	\$571.76
05 CIRCUIT	\$1,143.38	\$372.61	\$155.61	\$663.41	\$474.34	\$1,078.15	\$1,813.21	\$362.66	\$650.36
06 CIRCUIT	\$992.53	\$347.97	\$50.00	\$315.13	\$332.30	\$979.00	\$2,037.10	\$276.29	\$322.31
07 CIRCUIT	\$997.41	\$308.65	\$153.50	\$648.35	\$313.01	\$1,110.44	\$2,811.83	\$2,074.62	\$656.97
08 CIRCUIT	\$3,681.76	\$530.73	\$311.17	\$608.85	\$0.00	\$833.43	\$1,495.38	\$166.50	\$1,785.36
09 CIRCUIT	\$1,375.33	\$290.58	\$110.60	\$622.33	\$616.95	\$849.20	\$1,625.61	\$434.05	\$828.37
10 CIRCUIT	\$695.44	\$294.64	\$54.75	\$323.75	\$487.19	\$810.07	\$3,125.03	\$275.17	\$678.66
11 CIRCUIT	\$1,052.93	\$420.28	\$107.39	\$379.73	\$712.28	\$1,152.27	\$1,319.96	\$982.31	\$703.10
12 CIRCUIT	\$656.69	\$309.43	\$0.00	\$234.63	\$313.13	\$963.23	\$1,369.34	\$207.65	\$673.30
13 CIRCUIT	\$1,308.28	\$352.05	\$111.15	\$375.47	\$456.68	\$1,049.70	\$3,134.24	\$443.45	\$421.86
14 CIRCUIT	\$1,073.11	\$370.50	\$167.75	\$580.44	\$697.21	\$1,203.00	\$1,176.67	\$521.27	\$696.84
15 CIRCUIT	\$1,380.67	\$404.04	\$137.86	\$645.28	\$614.20	\$1,682.87	\$2,441.97	\$892.35	\$1,072.48
16 CIRCUIT	\$1,024.15	\$367.08	\$136.83	\$478.89	\$497.18	\$853.52	\$1,591.60	\$357.27	\$570.06
17 CIRCUIT	\$1,280.09	\$427.05	\$106.62	\$532.32	\$370.65	\$1,511.59	\$2,991.01	\$406.17	\$660.91
18 CIRCUIT	\$1,625.84	\$450.70	\$96.00	\$719.09	\$252.48	\$1,594.18	\$2,861.23	\$363.85	\$1,376.96
19 CIRCUIT	\$637.09	\$277.23	\$209.20	\$308.56	\$296.36	\$732.10	\$1,352.04	\$279.77	\$447.96
20 CIRCUIT	\$959.81	\$412.99	\$133.20	\$573.97	\$249.52	\$932.08	\$1,605.81	\$376.82	\$584.85
21 CIRCUIT	\$1,121.06	\$418.66	\$115.48	\$296.57	\$297.89	\$1,579.38	\$2,390.08	\$984.37	\$693.81
22 CIRCUIT	\$1,055.98	\$388.03	\$185.43	\$844.76	\$546.87	\$1,661.53	\$3,201.98	\$341.88	\$786.70
23 CIRCUIT	\$1,633.95	\$411.52	\$231.68	\$334.53	\$639.16	\$1,099.20	\$3,153.67	\$282.84	\$1,078.88
24 CIRCUIT	\$1,207.60	\$461.46	\$103.31	\$345.67	\$1,482.07	\$1,132.07	\$845.19	\$522.83	\$706.85
25 CIRCUIT	\$1,503.47	\$371.48	\$210.22	\$514.53	\$478.25	\$1,427.78	\$10,201.68	\$769.57	\$861.92
26 CIRCUIT	\$819.05	\$406.11	\$146.10	\$677.88	\$681.81	\$1,038.20	\$2,114.16	\$498.73	\$477.82
27 CIRCUIT	\$813.76	\$388.74	\$170.03	\$443.94	\$0.00	\$613.08	\$0.00	\$399.43	\$512.90
28 CIRCUIT	\$771.14	\$300.48	\$148.67	\$890.89	\$369.48	\$1,045.30	\$2,583.13	\$140.50	\$844.49
29 CIRCUIT	\$1,250.46	\$369.95	\$211.72	\$643.21	\$477.20	\$1,635.58	\$1,494.04	\$572.84	\$676.95
30 CIRCUIT	\$697.21	\$246.69	\$96.09	\$522.08	\$242.30	\$1,055.83	\$2,135.14	\$239.88	\$678.55
31 CIRCUIT	\$983.96	\$290.60	\$112.99	\$645.36	\$533.03	\$1,407.98	\$2,918.51	\$292.65	\$667.24
<b>STATE AVERAGE</b>	<b>\$1,117.38</b>	<b>\$397.51</b>	<b>\$115.10</b>	<b>\$461.62</b>	<b>\$485.96</b>	<b>\$1,074.35</b>	<b>\$2,227.91</b>	<b>\$468.37</b>	<b>\$623.05</b>

**WEST VIRGINIA PUBLIC DEFENDER SERVICES  
 AVERAGE COST BY CASE TYPE  
 FISCAL YEAR 2003**

<b>CIRCUIT</b>	<b>FELONY</b>	<b>MISD</b>	<b>MENTAL HYGIENE</b>	<b>JUVENILE</b>	<b>PAROLE PROBAT REV</b>	<b>TERM ABUSE</b>	<b>HABEAS SUP. CT.</b>	<b>OTHER</b>	<b>CIRCUIT AVERAGE</b>
<b>01 CIRCUIT</b>									
BROOKE	1,550.05	419.74	223.90	0.00	0.00	1,197.04	4,060.17	589.37	\$730.81
HANCOCK	984.37	372.44	277.39	0.00	882.10	2,019.54	3,076.86	0.00	\$847.19
OHIO	1,372.14	313.76	88.83	0.00	462.48	934.54	1,786.91	354.48	\$821.94
<b>AVERAGE</b>	<b>1,271.01</b>	<b>349.56</b>	<b>202.97</b>	<b>539.67</b>	<b>702.26</b>	<b>1,076.20</b>	<b>2,259.46</b>	<b>418.54</b>	<b>\$811.39</b>
<b>02 CIRCUIT</b>									
MARSHALL	743.17	261.92	127.07	0.00	597.02	1,225.13	0.00	819.15	\$385.07
TYLER	2,208.90	244.57	199.55	0.00	0.00	1,316.65	0.00	0.00	\$839.08
WETZEL	791.58	198.27	210.43	0.00	874.50	1,277.25	0.00	0.00	\$443.72
<b>AVERAGE</b>	<b>997.55</b>	<b>253.93</b>	<b>150.25</b>	<b>470.66</b>	<b>689.51</b>	<b>1,248.84</b>	<b>0.00</b>	<b>819.15</b>	<b>\$437.27</b>
<b>03 CIRCUIT</b>									
DODDRIDGE	1,071.88	550.07	248.95	0.00	522.26	1,538.26	3,096.75	275.85	\$844.81
PLEASANTS	1,506.37	548.63	273.44	0.00	486.59	1,377.44	1,596.05	424.14	\$919.69
RITCHIE	798.61	481.97	354.56	1,060.35	621.50	1,047.17	0.00	456.87	\$718.48
<b>AVERAGE</b>	<b>1,139.20</b>	<b>523.12</b>	<b>296.26</b>	<b>866.92</b>	<b>516.06</b>	<b>1,296.77</b>	<b>2,239.21</b>	<b>358.20</b>	<b>\$818.95</b>
<b>04 CIRCUIT</b>									
WIRT	626.43	419.13	93.25	0.00	132.60	1,405.04	1,405.91	535.26	\$643.16
WOOD	870.76	499.98	115.74	0.00	439.73	1,053.39	1,653.24	392.30	\$569.37
<b>AVERAGE</b>	<b>861.47</b>	<b>497.96</b>	<b>115.63</b>	<b>399.06</b>	<b>429.98</b>	<b>1,069.04</b>	<b>1,624.48</b>	<b>402.89</b>	<b>\$571.76</b>
<b>05 CIRCUIT</b>									
CALHOUN	968.16	377.77	189.03	0.00	0.00	1,211.69	0.00	1,072.38	\$983.71
JACKSON	2,393.04	340.78	102.29	0.00	578.13	764.07	2,174.06	229.79	\$811.16
MASON	1,047.92	382.45	165.13	0.00	366.46	1,028.89	369.80	374.36	\$587.46
ROANE	816.68	341.20	122.44	0.00	968.00	1,407.85	0.00	420.25	\$686.07
<b>AVERAGE</b>	<b>1,143.38</b>	<b>372.61</b>	<b>155.61</b>	<b>663.41</b>	<b>474.34</b>	<b>1,078.15</b>	<b>1,813.21</b>	<b>362.66</b>	<b>\$650.36</b>
<b>06 CIRCUIT</b>									
CABELL	992.53	347.97	50.00	0.00	332.30	979.00	2,037.10	276.29	\$322.31
<b>AVERAGE</b>	<b>992.53</b>	<b>347.97</b>	<b>50.00</b>	<b>315.13</b>	<b>332.30</b>	<b>979.00</b>	<b>2,037.10</b>	<b>276.29</b>	<b>\$322.31</b>
<b>07 CIRCUIT</b>									
LOGAN	997.41	308.65	153.50	0.00	313.01	1,110.44	2,811.83	2,074.62	\$656.97
<b>AVERAGE</b>	<b>997.41</b>	<b>308.65</b>	<b>153.50</b>	<b>648.35</b>	<b>313.01</b>	<b>1,110.44</b>	<b>2,811.83</b>	<b>2,074.62</b>	<b>\$656.97</b>

**WEST VIRGINIA PUBLIC DEFENDER SERVICES  
 AVERAGE COST BY CASE TYPE  
 FISCAL YEAR 2003**

<b>CIRCUIT</b>	<b>FELONY</b>	<b>MISD</b>	<b>MENTAL HYGIENE</b>	<b>JUVENILE</b>	<b>PAROLE PROBAT REV</b>	<b>TERM ABUSE</b>	<b>HABEAS SUP. CT.</b>	<b>OTHER</b>	<b>CIRCUIT AVERAGE</b>
<b>08 CIRCUIT</b>									
MCDOWELL	3,681.76	530.73	311.17	0.00	0.00	833.43	1,495.38	166.50	\$1,785.36
<b>AVERAGE</b>	<b>3,681.76</b>	<b>530.73</b>	<b>311.17</b>	<b>608.85</b>	<b>0.00</b>	<b>833.43</b>	<b>1,495.38</b>	<b>166.50</b>	<b>\$1,785.36</b>
<b>09 CIRCUIT</b>									
MERCER	1,375.33	290.58	110.60	0.00	616.95	849.20	1,625.61	434.05	\$828.37
<b>AVERAGE</b>	<b>1,375.33</b>	<b>290.58</b>	<b>110.60</b>	<b>622.33</b>	<b>616.95</b>	<b>849.20</b>	<b>1,625.61</b>	<b>434.05</b>	<b>\$828.37</b>
<b>10 CIRCUIT</b>									
RALEIGH	695.44	294.64	54.75	0.00	487.19	810.07	3,125.03	275.17	\$678.66
<b>AVERAGE</b>	<b>695.44</b>	<b>294.64</b>	<b>54.75</b>	<b>323.75</b>	<b>487.19</b>	<b>810.07</b>	<b>3,125.03</b>	<b>275.17</b>	<b>\$678.66</b>
<b>11 CIRCUIT</b>									
GREENBRIER	892.33	271.83	104.61	0.00	712.28	1,085.48	1,164.67	494.16	\$590.95
POCAHONTAS	1,450.20	727.07	155.67	0.00	0.00	1,793.52	1,552.90	2,446.78	\$1,215.08
<b>AVERAGE</b>	<b>1,052.93</b>	<b>420.28</b>	<b>107.39</b>	<b>379.73</b>	<b>712.28</b>	<b>1,152.27</b>	<b>1,319.96</b>	<b>982.31</b>	<b>\$703.10</b>
<b>12 CIRCUIT</b>									
FAYETTE	656.69	309.43	0.00	0.00	313.13	963.23	1,369.34	207.65	\$673.30
<b>AVERAGE</b>	<b>656.69</b>	<b>309.43</b>	<b>0.00</b>	<b>234.63</b>	<b>313.13</b>	<b>963.23</b>	<b>1,369.34</b>	<b>207.65</b>	<b>\$673.30</b>
<b>13 CIRCUIT</b>									
KANAWHA	1,308.28	352.05	111.15	0.00	456.68	1,049.70	3,134.24	443.45	\$421.86
<b>AVERAGE</b>	<b>1,308.28</b>	<b>352.05</b>	<b>111.15</b>	<b>375.47</b>	<b>456.68</b>	<b>1,049.70</b>	<b>3,134.24</b>	<b>443.45</b>	<b>\$421.86</b>
<b>14 CIRCUIT</b>									
BRAXTON	732.43	401.99	220.04	0.00	583.66	1,258.81	1,239.76	484.41	\$586.49
CLAY	1,418.46	386.78	195.25	675.59	363.50	754.33	596.74	917.71	\$668.78
GILMER	753.40	340.75	97.00	0.00	245.85	1,290.47	1,826.38	402.33	\$813.43
WEBSTER	1,514.62	295.20	167.83	0.00	1,707.35	1,310.66	916.92	418.32	\$833.94
<b>AVERAGE</b>	<b>1,073.11</b>	<b>370.50</b>	<b>167.75</b>	<b>580.44</b>	<b>697.21</b>	<b>1,203.00</b>	<b>1,176.67</b>	<b>521.27</b>	<b>\$696.84</b>
<b>15 CIRCUIT</b>									
HARRISON	1,380.67	404.04	137.86	645.28	614.20	1,682.87	2,441.97	892.35	\$1,072.48
<b>AVERAGE</b>	<b>1,380.67</b>	<b>404.04</b>	<b>137.86</b>	<b>645.28</b>	<b>614.20</b>	<b>1,682.87</b>	<b>2,441.97</b>	<b>892.35</b>	<b>\$1,072.48</b>
<b>16 CIRCUIT</b>									
MARION	1,024.15	367.08	136.83	478.89	497.18	853.52	1,591.60	357.27	\$570.06
<b>AVERAGE</b>	<b>1,024.15</b>	<b>367.08</b>	<b>136.83</b>	<b>478.89</b>	<b>497.18</b>	<b>853.52</b>	<b>1,591.60</b>	<b>357.27</b>	<b>\$570.06</b>

**WEST VIRGINIA PUBLIC DEFENDER SERVICES  
 AVERAGE COST BY CASE TYPE  
 FISCAL YEAR 2003**

<b>CIRCUIT</b>	<b>FELONY</b>	<b>MISD</b>	<b>MENTAL HYGIENE</b>	<b>JUVENILE</b>	<b>PAROLE PROBAT REV</b>	<b>TERM ABUSE</b>	<b>HABEAS SUP. CT.</b>	<b>OTHER</b>	<b>CIRCUIT AVERAGE</b>
<b>17 CIRCUIT</b>									
MONONGALIA	1,280.09	427.05	106.62	0.00	370.65	1,511.59	2,991.01	406.17	\$660.91
<b>AVERAGE</b>	<b>1,280.09</b>	<b>427.05</b>	<b>106.62</b>	<b>532.32</b>	<b>370.65</b>	<b>1,511.59</b>	<b>2,991.01</b>	<b>406.17</b>	<b>\$660.91</b>
<b>18 CIRCUIT</b>									
PRESTON	1,625.84	450.70	96.00	0.00	252.48	1,594.18	2,861.23	363.85	\$1,376.96
<b>AVERAGE</b>	<b>1,625.84</b>	<b>450.70</b>	<b>96.00</b>	<b>719.09</b>	<b>252.48</b>	<b>1,594.18</b>	<b>2,861.23</b>	<b>363.85</b>	<b>\$1,376.96</b>
<b>19 CIRCUIT</b>									
BARBOUR	719.89	253.13	203.85	277.02	261.91	827.47	481.50	308.25	\$475.71
TAYLOR	600.12	296.28	211.24	0.00	318.65	632.67	1,497.13	272.65	\$429.20
<b>AVERAGE</b>	<b>637.09</b>	<b>277.23</b>	<b>209.20</b>	<b>308.56</b>	<b>296.36</b>	<b>732.10</b>	<b>1,352.04</b>	<b>279.77</b>	<b>\$447.96</b>
<b>20 CIRCUIT</b>									
RANDOLPH	959.81	412.99	133.20	0.00	249.52	932.08	1,605.81	376.82	\$584.85
<b>AVERAGE</b>	<b>959.81</b>	<b>412.99</b>	<b>133.20</b>	<b>573.97</b>	<b>249.52</b>	<b>932.08</b>	<b>1,605.81</b>	<b>376.82</b>	<b>\$584.85</b>
<b>21 CIRCUIT</b>									
GRANT	1,046.75	545.69	119.56	0.00	331.01	1,719.79	2,867.90	1,100.02	\$781.97
MINERAL	1,205.71	398.04	98.23	0.00	254.61	1,556.14	2,294.52	691.30	\$673.55
TUCKER	791.21	323.42	206.75	0.00	417.35	1,471.16	0.00	1,871.50	\$695.37
<b>AVERAGE</b>	<b>1,121.06</b>	<b>418.66</b>	<b>115.48</b>	<b>296.57</b>	<b>297.89</b>	<b>1,579.38</b>	<b>2,390.08</b>	<b>984.37</b>	<b>\$693.81</b>
<b>22 CIRCUIT</b>									
HAMPSHIRE	1,098.92	311.52	122.72	0.00	937.58	1,561.89	2,637.30	353.42	\$797.09
HARDY	917.75	432.44	232.85	0.00	371.73	1,757.92	0.00	264.66	\$668.29
PENDLETON	1,314.47	717.99	207.97	0.00	695.05	2,267.76	3,766.65	400.62	\$1,114.21
<b>AVERAGE</b>	<b>1,055.98</b>	<b>388.03</b>	<b>185.43</b>	<b>844.76</b>	<b>546.87</b>	<b>1,661.53</b>	<b>3,201.98</b>	<b>341.88</b>	<b>\$786.70</b>
<b>23 CIRCUIT</b>									
BERKELEY	1,709.22	415.10	219.43	281.86	414.12	934.63	3,173.82	275.43	\$1,009.89
JEFFERSON	1,145.21	410.67	219.19	0.00	1,069.74	1,275.21	3,184.85	322.89	\$1,049.72
MORGAN	2,015.87	364.52	440.60	0.00	81.00	1,775.43	2,799.92	174.50	\$1,515.00
<b>AVERAGE</b>	<b>1,633.95</b>	<b>411.52</b>	<b>231.68</b>	<b>334.53</b>	<b>639.16</b>	<b>1,099.20</b>	<b>3,153.67</b>	<b>282.84</b>	<b>\$1,078.88</b>
<b>24 CIRCUIT</b>									
WAYNE	1,207.60	461.46	103.31	0.00	1,482.07	1,132.07	845.19	522.83	\$706.85
<b>AVERAGE</b>	<b>1,207.60</b>	<b>461.46</b>	<b>103.31</b>	<b>345.67</b>	<b>1,482.07</b>	<b>1,132.07</b>	<b>845.19</b>	<b>522.83</b>	<b>\$706.85</b>

**WEST VIRGINIA PUBLIC DEFENDER SERVICES  
 AVERAGE COST BY CASE TYPE  
 FISCAL YEAR 2003**

<b>CIRCUIT</b>	<b>FELONY</b>	<b>MISD</b>	<b>MENTAL HYGIENE</b>	<b>JUVENILE</b>	<b>PAROLE PROBAT REV</b>	<b>TERM ABUSE</b>	<b>HABEAS SUP. CT.</b>	<b>OTHER</b>	<b>CIRCUIT AVERAGE</b>
<b>25 CIRCUIT</b>									
BOONE	1,884.93	310.77	177.05	0.00	425.32	1,506.97	0.00	428.34	\$1,021.36
LINCOLN	1,098.17	446.31	216.68	394.98	576.55	1,266.35	10,201.68	927.06	\$697.74
<b>AVERAGE</b>	<b>1,503.47</b>	<b>371.48</b>	<b>210.22</b>	<b>514.53</b>	<b>478.25</b>	<b>1,427.78</b>	<b>10,201.68</b>	<b>769.57</b>	<b>\$861.92</b>
<b>26 CIRCUIT</b>									
LEWIS	770.06	495.78	147.89	691.85	729.81	1,039.73	2,451.04	343.72	\$375.84
UPSHUR	854.57	368.10	120.71	0.00	651.40	1,036.70	1,440.40	830.91	\$660.54
<b>AVERAGE</b>	<b>819.05</b>	<b>406.11</b>	<b>146.10</b>	<b>677.88</b>	<b>681.81</b>	<b>1,038.20</b>	<b>2,114.16</b>	<b>498.73</b>	<b>\$477.82</b>
<b>27 CIRCUIT</b>									
WYOMING	813.76	388.74	170.03	0.00	0.00	613.08	0.00	399.43	\$512.90
<b>AVERAGE</b>	<b>813.76</b>	<b>388.74</b>	<b>170.03</b>	<b>443.94</b>	<b>0.00</b>	<b>613.08</b>	<b>0.00</b>	<b>399.43</b>	<b>\$512.90</b>
<b>28 CIRCUIT</b>									
NICHOLAS	771.14	300.48	148.67	0.00	369.48	1,045.30	2,583.13	140.50	\$844.49
<b>AVERAGE</b>	<b>771.14</b>	<b>300.48</b>	<b>148.67</b>	<b>890.89</b>	<b>369.48</b>	<b>1,045.30</b>	<b>2,583.13</b>	<b>140.50</b>	<b>\$844.49</b>
<b>29 CIRCUIT</b>									
PUTNAM	1,250.46	369.95	211.72	0.00	477.20	1,635.58	1,494.04	572.84	\$676.95
<b>AVERAGE</b>	<b>1,250.46</b>	<b>369.95</b>	<b>211.72</b>	<b>643.21</b>	<b>477.20</b>	<b>1,635.58</b>	<b>1,494.04</b>	<b>572.84</b>	<b>\$676.95</b>
<b>30 CIRCUIT</b>									
MINGO	697.21	246.69	96.09	522.08	242.30	1,055.83	2,135.14	239.88	\$678.55
<b>AVERAGE</b>	<b>697.21</b>	<b>246.69</b>	<b>96.09</b>	<b>522.08</b>	<b>242.30</b>	<b>1,055.83</b>	<b>2,135.14</b>	<b>239.88</b>	<b>\$678.55</b>
<b>31 CIRCUIT</b>									
MONROE	1,135.09	317.66	138.80	0.00	0.00	1,447.00	0.00	0.00	\$686.12
SUMMERS	916.30	266.25	104.39	0.00	533.03	1,322.12	2,918.51	292.65	\$655.69
<b>AVERAGE</b>	<b>983.96</b>	<b>290.60</b>	<b>112.99</b>	<b>645.36</b>	<b>533.03</b>	<b>1,407.98</b>	<b>2,918.51</b>	<b>292.65</b>	<b>\$667.24</b>
<b>STATE AVERAGE</b>	<b>1,117.38</b>	<b>397.51</b>	<b>115.10</b>	<b>461.62</b>	<b>485.96</b>	<b>1,074.35</b>	<b>2,227.91</b>	<b>468.37</b>	<b>\$623.05</b>

**WEST VIRGINIA PUBLIC DEFENDER SERVICES  
 AVERAGE COSTS BY PRIMARY CHARGE FOR FY 2003  
 DESCENDING ORDER BY TOTAL \$**

<b>CRIMINAL CHARGE</b>	<b>AVERAGE</b>	<b>TOTAL \$</b>	<b># of CLAIMS</b>
ABUSE & NEGLECT	\$1,070.02	\$3,808,192.87	3,559
JUVENILE	\$461.62	\$1,352,546.23	2,930
MURDER	\$5,189.77	\$887,451.41	171
DOMESTIC VIOLENCE	\$412.54	\$668,311.95	1,620
CONTROLLED SUBSTANCES	\$724.02	\$655,237.23	905
MENTAL HYGIENE	\$115.10	\$479,042.66	4,162
ASSAULT & BATTERY	\$417.13	\$384,591.77	922
HABEAS CORPUS	\$2,050.72	\$375,281.11	183
SEXUAL ASSAULT	\$1,636.36	\$343,635.40	210
BURGLARY	\$856.53	\$327,193.49	382
SUPREME COURT APPEAL	\$2,485.27	\$313,144.30	126
GRAND LARCENY	\$803.88	\$267,693.65	333
PAROLE/PROBATION	\$485.96	\$265,822.05	547
SUSPEND/REV LICENSE	\$450.99	\$259,769.35	576
DUI 1ST OFFENSE	\$383.04	\$252,037.27	658
FORGERY & UTTERING	\$792.75	\$248,924.11	314
BREAKING & ENTERING	\$859.83	\$222,696.27	259
MAL WOUNDING/ASSAULT	\$921.79	\$215,699.31	234
DUI 3RD OFFENSE	\$756.14	\$184,498.70	244
SEXUAL ABUSE	\$1,394.56	\$149,218.02	107
DUI 2ND OFFENSE	\$497.99	\$134,956.61	271
OBSTRUCTION JUSTICE	\$377.70	\$132,570.99	351
FRAUD	\$817.75	\$121,026.66	148
DESTRUCTION OF PROPERTY	\$370.15	\$118,446.62	320
PETIT LARCENY	\$374.32	\$114,915.88	307
AGGRAVATED ROBBERY	\$1,369.89	\$113,700.78	83
ATTEMPT	\$1,390.49	\$105,677.42	76
ARSON	\$1,291.59	\$90,411.35	70
ROBBERY	\$1,493.47	\$89,608.08	60
REC/TRANS STOLEN PRO	\$465.33	\$86,551.34	186
CONSPIRACY	\$938.18	\$81,621.50	87
WANTON ENDANGERMENT	\$1,034.75	\$72,432.58	70
FALSE PRETENSES	\$527.24	\$63,795.76	121
KIDNAPPING	\$1,634.35	\$60,471.04	37
FAIL PAY CHILD SUPPORT	\$665.55	\$59,899.30	90
FALSE SWEARING	\$532.30	\$55,891.27	105
TERM PARENTAL RIGHTS	\$1,503.12	\$54,112.17	36
SENTENCE REDUCTION	\$383.04	\$54,009.19	141
BRANDISHING WEAPON	\$441.39	\$47,669.58	108
OTHER	\$722.33	\$46,228.89	64
FLEEING VEHICLE W/DUI	\$662.41	\$41,732.12	63

**WEST VIRGINIA PUBLIC DEFENDER SERVICES  
 AVERAGE COSTS BY PRIMARY CHARGE FOR FY 2003  
 DESCENDING ORDER BY TOTAL \$**

<b>CRIMINAL CHARGE</b>	<b>AVERAGE</b>	<b>TOTAL \$</b>	<b># of CLAIMS</b>
CONTRIBUTE DEL MINOR	\$362.65	\$38,803.47	107
DEADLY WEAPON	\$619.49	\$38,408.61	62
EMBEZZLEMENT	\$922.64	\$36,905.40	40
MAGISTRATE APPEAL	\$859.95	\$33,538.12	39
HOME CONFINEMENT	\$430.02	\$32,681.55	76
SHOPLIFTING	\$452.48	\$32,125.94	71
HARASSMENT	\$481.79	\$31,316.42	65
FUGITIVE/JUSTICE	\$337.06	\$28,312.83	84
WELFARE FRAUD	\$685.67	\$27,426.98	40
INCEST	\$1,907.26	\$26,701.57	14
DUI W/ INJURY	\$644.16	\$25,766.35	40
RESISTING ARREST	\$386.68	\$22,040.84	57
FAILURE TO APPEAR	\$449.94	\$21,597.20	48
ACCESSORY	\$520.39	\$19,774.82	38
RECKLESS DRIVING	\$467.14	\$19,619.87	42
UNDER AGE DRINKING	\$336.47	\$16,486.95	49
JOYRIDING	\$424.34	\$14,852.07	35
TRESPASSING	\$307.89	\$14,162.78	46
CRUELTY TO ANIMALS	\$531.53	\$13,819.84	26
LEAVE SCENE ACCIDENT	\$387.84	\$13,186.42	34
AIDING & ABETTING	\$727.89	\$13,102.04	18
JAIL ESCAPE	\$744.67	\$12,659.37	17
PERMITTING DUI	\$384.33	\$10,761.16	28
PORNOGRAPHY	\$866.15	\$10,393.74	12
DISORDERLY CONDUCT	\$392.51	\$10,205.37	26
INTIMIDATE WITNESS	\$504.80	\$9,591.18	19
UNLAWFUL WOUNDING	\$706.05	\$9,178.60	13
FAIL TO REG SEX OFFENDER	\$955.74	\$8,601.64	9
INDECENT EXPOSURE	\$420.62	\$8,412.34	20
DNR CHARGE	\$308.30	\$8,324.16	27
EXTRADITION	\$205.63	\$8,225.06	40
STALKING	\$462.69	\$7,865.80	17
TRUANCY	\$389.86	\$7,797.19	20
GUARDIAN CHILDREN	\$502.04	\$7,028.60	14
DEL CONTRABAND INMATE	\$1,240.90	\$6,204.49	5
AUTO TAMPERING	\$354.65	\$6,029.08	17
CIVIL RIGHTS VIOLATION	\$1,467.10	\$5,868.40	4
CONTEMPT	\$253.03	\$5,060.59	20
COUNTERFEITING	\$783.47	\$4,700.83	6
NEGLIGENT HOMICIDE	\$1,509.76	\$4,529.28	3
VOL MANSLAUGHTER	\$4,225.25	\$4,225.25	1

**WEST VIRGINIA PUBLIC DEFENDER SERVICES  
 AVERAGE COSTS BY PRIMARY CHARGE FOR FY 2003  
 DESCENDING ORDER BY TOTAL \$**

<b>CRIMINAL CHARGE</b>	<b>AVERAGE</b>	<b>TOTAL \$</b>	<b># of CLAIMS</b>
ADULT ABUSE	\$1,808.63	\$3,617.25	2
FAIL MAINTAIN CONTROL	\$712.57	\$3,562.86	5
CONCEAL A MINOR	\$768.89	\$3,075.55	4
PERMIT UNAUTH/DRIVE	\$383.22	\$3,065.77	8
WITNESS	\$496.70	\$2,980.17	6
MANDAMUS	\$2,970.50	\$2,970.50	1
ANIMAL CONTROL	\$290.76	\$2,326.10	8
LITTERING	\$458.48	\$2,292.38	5
MOTOR VEHICLE SAFETY	\$315.98	\$2,211.88	7
SHOOT W/N 500 FEET	\$355.33	\$2,131.95	6
PUBLIC INTOXICATION	\$373.38	\$1,866.91	5
INVOL MANSLAUGHTER	\$860.52	\$1,721.04	2
PEACE WARRANT	\$233.60	\$1,401.57	6
SOLICIT/PROSTITUTION	\$275.40	\$1,376.98	5
MAKE/USE EXPLOSIVES	\$443.11	\$1,329.33	3
NO OPERATORS	\$454.38	\$908.76	2
SPEEDING	\$276.00	\$552.00	2
DISTURB THE PEACE	\$272.50	\$545.00	2
EXTORTION	\$373.28	\$373.28	1
<b>STATE AVERAGE</b>	<b>\$623.05</b>	<b>\$14,121,317.76</b>	<b>22,665</b>

**APPOINTED COUNSEL CLAIMS  
BY CASE TYPE**

## APPOINTED COUNSEL CLAIMS PAID IN FY 2003

<b>Felony</b>	4,194
<b>Misdemeanor</b>	6,463
<b>Supreme Court/Habeas</b>	309
<b>Juvenile</b>	2,930
<b>Abuse &amp; Neglect/Term.</b>	3,595
<b>Mental Hygiene</b>	4,162
<b>Other</b>	1,012

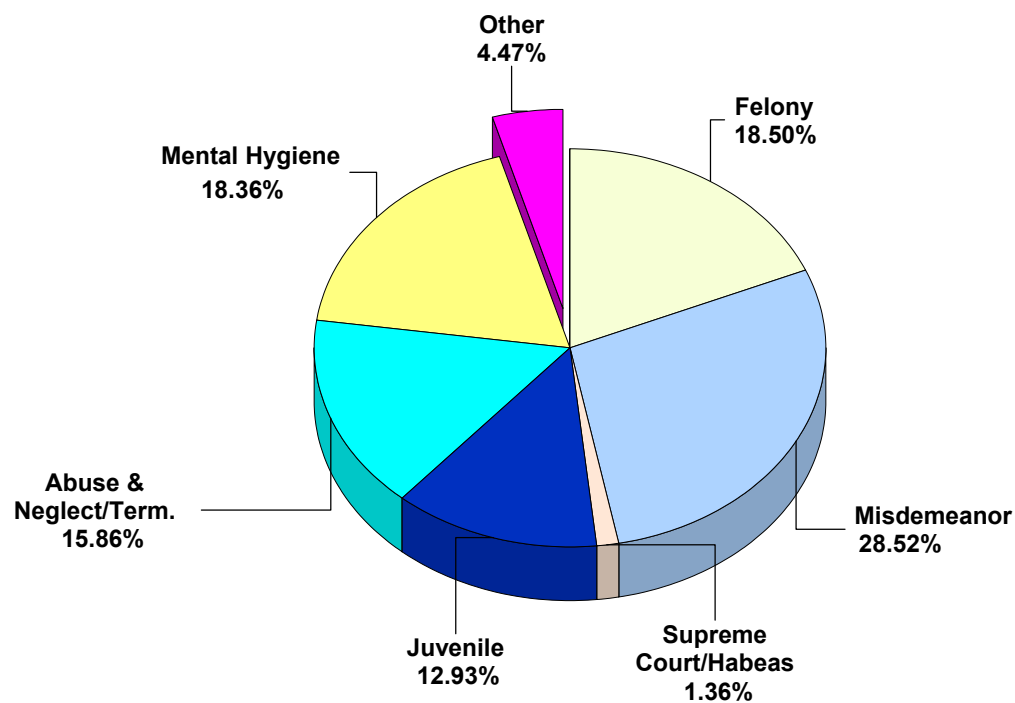
Parole/Probation Rev., Mag. Ct. Appeal, Mandamus/Prohibition, Extradition, Contempt, Fugitive, Other
--

---

<b>TOTAL CLAIMS PAID</b>	<b>22,665</b>
--------------------------	---------------

---

## APPOINTED COUNSEL CLAIMS PAID FY 2003 BY CASE TYPE



**WEST VIRGINIA PUBLIC DEFENDER SERVICES  
 APPOINTED COUNSEL CLAIMS PAID BY CASE TYPE  
 FISCAL YEAR 2003**

<b>CIRCUIT</b>	<b>FELONY</b>	<b>MISD</b>	<b>MENTAL HYGIENE</b>	<b>JUVENILE</b>	<b>PAROLE PROBAT REV</b>	<b>TERM ABUSE</b>	<b>HABEAS SUP. CT.</b>	<b>OTHER</b>	<b>TOTAL CLAIMS</b>
01 CIRCUIT TOTAL	161	153	91	54	7	200	13	11	690
02 CIRCUIT TOTAL	24	55	159	41	3	49	0	1	332
03 CIRCUIT TOTAL	96	159	11	40	7	46	7	21	387
04 CIRCUIT TOTAL	605	1,358	422	292	63	292	43	81	3,156
05 CIRCUIT TOTAL	197	284	104	54	19	83	5	19	765
06 CIRCUIT TOTAL	99	90	874	395	8	237	10	15	1,728
07 CIRCUIT TOTAL	100	234	1	65	16	72	4	9	501
08 CIRCUIT TOTAL	73	48	12	24	0	31	4	1	193
09 CIRCUIT TOTAL	146	98	34	42	11	279	6	6	622
10 CIRCUIT TOTAL	70	83	2	39	9	166	11	3	383
11 CIRCUIT TOTAL	66	46	55	20	3	53	5	8	256
12 CIRCUIT TOTAL	48	39	0	5	3	39	12	3	149
13 CIRCUIT TOTAL	235	515	1,032	219	33	189	14	31	2,268
14 CIRCUIT TOTAL	156	298	12	65	11	100	13	25	680
15 CIRCUIT TOTAL	83	66	4	51	11	55	12	5	287
16 CIRCUIT TOTAL	279	402	228	231	83	235	22	39	1,519
17 CIRCUIT TOTAL	169	360	231	95	34	89	26	26	1,030
18 CIRCUIT TOTAL	21	10	1	28	6	86	10	3	165
19 CIRCUIT TOTAL	149	231	58	190	28	192	7	30	885
20 CIRCUIT TOTAL	85	164	58	76	13	74	4	10	484
21 CIRCUIT TOTAL	155	193	30	192	34	91	6	11	712
22 CIRCUIT TOTAL	119	235	23	65	18	85	4	18	567
23 CIRCUIT TOTAL	170	82	18	100	16	216	30	12	644
24 CIRCUIT TOTAL	68	48	75	55	9	86	3	6	350
25 CIRCUIT TOTAL	132	96	43	156	20	79	1	19	546
26 CIRCUIT TOTAL	138	131	455	90	49	125	9	22	1,019
27 CIRCUIT TOTAL	194	479	7	57	0	81	0	6	824
28 CIRCUIT TOTAL	27	31	3	13	2	87	3	2	168
29 CIRCUIT TOTAL	137	265	83	113	17	47	6	13	681
30 CIRCUIT TOTAL	95	96	24	32	7	115	15	8	392
31 CIRCUIT TOTAL	97	114	12	31	7	16	4	1	282
<b>STATE TOTAL</b>	<b>4,194</b>	<b>6,463</b>	<b>4,162</b>	<b>2,930</b>	<b>547</b>	<b>3,595</b>	<b>309</b>	<b>465</b>	<b>22,665</b>

**WEST VIRGINIA PUBLIC DEFENDER SERVICES  
 APPOINTED COUNSEL CLAIMS PAID BY CASE TYPE  
 FISCAL YEAR 2003**

<b>CIRCUIT COUNTY</b>	<b>FELONY</b>	<b>MISD</b>	<b>MENTAL HYGIENE</b>	<b>JUVENILE</b>	<b>PAROLE PROBAT REV</b>	<b>TERM ABUSE</b>	<b>HABEAS SUP. CT.</b>	<b>OTHER</b>	<b>TOTAL CLAIMS</b>
<b>01 CIRCUIT</b>									
BROOKE	24	24	42	14	0	17	1	3	125
HANCOCK	53	50	25	6	4	22	3	0	163
OHIO	84	79	24	34	3	161	9	8	402
<b>TOTAL</b>	<b>161</b>	<b>153</b>	<b>91</b>	<b>54</b>	<b>7</b>	<b>200</b>	<b>13</b>	<b>11</b>	<b>690</b>
<b>02 CIRCUIT</b>									
MARSHALL	15	43	114	25	2	32	0	1	232
TYLER	4	7	6	5	0	7	0	0	29
WETZEL	5	5	39	11	1	10	0	0	71
<b>TOTAL</b>	<b>24</b>	<b>55</b>	<b>159</b>	<b>41</b>	<b>3</b>	<b>49</b>	<b>0</b>	<b>1</b>	<b>332</b>
<b>03 CIRCUIT</b>									
DODDRIDGE	29	53	3	13	2	18	3	10	131
PLEASANTS	35	44	4	4	4	8	4	8	111
RITCHIE	32	62	4	23	1	20	0	3	145
<b>TOTAL</b>	<b>96</b>	<b>159</b>	<b>11</b>	<b>40</b>	<b>7</b>	<b>46</b>	<b>7</b>	<b>21</b>	<b>387</b>
<b>04 CIRCUIT</b>									
WIRT	23	34	2	17	2	13	5	6	102
WOOD	582	1,324	420	275	61	279	38	75	3,054
<b>TOTAL</b>	<b>605</b>	<b>1,358</b>	<b>422</b>	<b>292</b>	<b>63</b>	<b>292</b>	<b>43</b>	<b>81</b>	<b>3,156</b>
<b>05 CIRCUIT</b>									
CALHOUN	4	3	3	1	0	14	0	1	26
JACKSON	18	42	4	12	4	30	4	7	121
MASON	153	214	78	27	13	14	1	9	509
ROANE	22	25	19	14	2	25	0	2	109
<b>TOTAL</b>	<b>197</b>	<b>284</b>	<b>104</b>	<b>54</b>	<b>19</b>	<b>83</b>	<b>5</b>	<b>19</b>	<b>765</b>
<b>06 CIRCUIT</b>									
CABELL	99	90	874	395	8	237	10	15	1,728
<b>TOTAL</b>	<b>99</b>	<b>90</b>	<b>874</b>	<b>395</b>	<b>8</b>	<b>237</b>	<b>10</b>	<b>15</b>	<b>1,728</b>
<b>07 CIRCUIT</b>									
LOGAN	100	234	1	65	16	72	4	9	501
<b>TOTAL</b>	<b>100</b>	<b>234</b>	<b>1</b>	<b>65</b>	<b>16</b>	<b>72</b>	<b>4</b>	<b>9</b>	<b>501</b>
<b>08 CIRCUIT</b>									
MCDOWELL	73	48	12	24	0	31	4	1	193
<b>TOTAL</b>	<b>73</b>	<b>48</b>	<b>12</b>	<b>24</b>	<b>0</b>	<b>31</b>	<b>4</b>	<b>1</b>	<b>193</b>
<b>09 CIRCUIT</b>									
MERCER	146	98	34	42	11	279	6	6	622
<b>TOTAL</b>	<b>146</b>	<b>98</b>	<b>34</b>	<b>42</b>	<b>11</b>	<b>279</b>	<b>6</b>	<b>6</b>	<b>622</b>
<b>10 CIRCUIT</b>									
RALEIGH	70	83	2	39	9	166	11	3	383
<b>TOTAL</b>	<b>70</b>	<b>83</b>	<b>2</b>	<b>39</b>	<b>9</b>	<b>166</b>	<b>11</b>	<b>3</b>	<b>383</b>

**WEST VIRGINIA PUBLIC DEFENDER SERVICES  
 APPOINTED COUNSEL CLAIMS PAID BY CASE TYPE  
 FISCAL YEAR 2003**

<b>CIRCUIT COUNTY</b>	<b>FELONY</b>	<b>MISD</b>	<b>MENTAL HYGIENE</b>	<b>JUVENILE</b>	<b>PAROLE PROBAT REV</b>	<b>TERM ABUSE</b>	<b>HABEAS SUP. CT.</b>	<b>OTHER</b>	<b>TOTAL CLAIMS</b>
<b>11 CIRCUIT</b>									
GREENBRIER	47	31	52	20	3	48	3	6	210
POCAHONTAS	19	15	3	0	0	5	2	2	46
<b>TOTAL</b>	<b>66</b>	<b>46</b>	<b>55</b>	<b>20</b>	<b>3</b>	<b>53</b>	<b>5</b>	<b>8</b>	<b>256</b>
<b>12 CIRCUIT</b>									
FAYETTE	48	39	0	5	3	39	12	3	149
<b>TOTAL</b>	<b>48</b>	<b>39</b>	<b>0</b>	<b>5</b>	<b>3</b>	<b>39</b>	<b>12</b>	<b>3</b>	<b>149</b>
<b>13 CIRCUIT</b>									
KANAWHA	235	515	1,032	219	33	189	14	31	2,268
<b>TOTAL</b>	<b>235</b>	<b>515</b>	<b>1,032</b>	<b>219</b>	<b>33</b>	<b>189</b>	<b>14</b>	<b>31</b>	<b>2,268</b>
<b>14 CIRCUIT</b>									
BRAXTON	66	133	3	20	5	27	3	17	274
CLAY	29	78	2	11	3	16	1	3	143
GILMER	19	24	3	12	1	23	3	3	88
WEBSTER	42	63	4	22	2	34	6	2	175
<b>TOTAL</b>	<b>156</b>	<b>298</b>	<b>12</b>	<b>65</b>	<b>11</b>	<b>100</b>	<b>13</b>	<b>25</b>	<b>680</b>
<b>15 CIRCUIT</b>									
HARRISON	83	66	4	51	11	55	12	5	287
<b>TOTAL</b>	<b>83</b>	<b>66</b>	<b>4</b>	<b>51</b>	<b>11</b>	<b>55</b>	<b>12</b>	<b>5</b>	<b>287</b>
<b>16 CIRCUIT</b>									
MARION	279	402	228	231	83	235	22	39	1,519
<b>TOTAL</b>	<b>279</b>	<b>402</b>	<b>228</b>	<b>231</b>	<b>83</b>	<b>235</b>	<b>22</b>	<b>39</b>	<b>1,519</b>
<b>17 CIRCUIT</b>									
MONONGALIA	169	360	231	95	34	89	26	26	1,030
<b>TOTAL</b>	<b>169</b>	<b>360</b>	<b>231</b>	<b>95</b>	<b>34</b>	<b>89</b>	<b>26</b>	<b>26</b>	<b>1,030</b>
<b>18 CIRCUIT</b>									
PRESTON	21	10	1	28	6	86	10	3	165
<b>TOTAL</b>	<b>21</b>	<b>10</b>	<b>1</b>	<b>28</b>	<b>6</b>	<b>86</b>	<b>10</b>	<b>3</b>	<b>165</b>
<b>19 CIRCUIT</b>									
BARBOUR	46	102	16	77	11	98	1	6	357
TAYLOR	103	129	42	113	17	94	6	24	528
<b>TOTAL</b>	<b>149</b>	<b>231</b>	<b>58</b>	<b>190</b>	<b>28</b>	<b>192</b>	<b>7</b>	<b>30</b>	<b>885</b>
<b>20 CIRCUIT</b>									
RANDOLPH	85	164	58	76	13	74	4	10	484
<b>TOTAL</b>	<b>85</b>	<b>164</b>	<b>58</b>	<b>76</b>	<b>13</b>	<b>74</b>	<b>4</b>	<b>10</b>	<b>484</b>
<b>21 CIRCUIT</b>									
GRANT	33	31	9	16	15	15	1	5	125
MINERAL	103	154	18	173	17	72	5	5	547
TUCKER	19	8	3	3	2	4	0	1	40
<b>TOTAL</b>	<b>155</b>	<b>193</b>	<b>30</b>	<b>192</b>	<b>34</b>	<b>91</b>	<b>6</b>	<b>11</b>	<b>712</b>

**WEST VIRGINIA PUBLIC DEFENDER SERVICES  
 APPOINTED COUNSEL CLAIMS PAID BY CASE TYPE  
 FISCAL YEAR 2003**

CIRCUIT COUNTY	FELONY	MISD	MENTAL HYGIENE	JUVENILE	PAROLE PROBATION REV	TERM ABUSE	HABEAS SUP. CT.	OTHER	TOTAL CLAIMS
<b>22 CIRCUIT</b>									
HAMPSHIRE	47	117	9	24	5	60	2	8	272
HARDY	52	105	10	21	12	18	0	5	223
PENDLETON	20	13	4	20	1	7	2	5	72
<b>TOTAL</b>	<b>119</b>	<b>235</b>	<b>23</b>	<b>65</b>	<b>18</b>	<b>85</b>	<b>4</b>	<b>18</b>	<b>567</b>
<b>23 CIRCUIT</b>									
BERKELEY	101	47	14	59	9	141	15	7	393
JEFFERSON	39	32	3	25	6	55	13	4	177
MORGAN	30	3	1	16	1	20	2	1	74
<b>TOTAL</b>	<b>170</b>	<b>82</b>	<b>18</b>	<b>100</b>	<b>16</b>	<b>216</b>	<b>30</b>	<b>12</b>	<b>644</b>
<b>24 CIRCUIT</b>									
WAYNE	68	48	75	55	9	86	3	6	350
<b>TOTAL</b>	<b>68</b>	<b>48</b>	<b>75</b>	<b>55</b>	<b>9</b>	<b>86</b>	<b>3</b>	<b>6</b>	<b>350</b>
<b>25 CIRCUIT</b>									
BOONE	68	53	7	77	13	53	0	6	277
LINCOLN	64	43	36	79	7	26	1	13	269
<b>TOTAL</b>	<b>132</b>	<b>96</b>	<b>43</b>	<b>156</b>	<b>20</b>	<b>79</b>	<b>1</b>	<b>19</b>	<b>546</b>
<b>26 CIRCUIT</b>									
LEWIS	58	39	425	30	19	62	6	15	654
UPSHUR	80	92	30	60	30	63	3	7	365
<b>TOTAL</b>	<b>138</b>	<b>131</b>	<b>455</b>	<b>90</b>	<b>49</b>	<b>125</b>	<b>9</b>	<b>22</b>	<b>1,019</b>
<b>27 CIRCUIT</b>									
WYOMING	194	479	7	57	0	81	0	6	824
<b>TOTAL</b>	<b>194</b>	<b>479</b>	<b>7</b>	<b>57</b>	<b>0</b>	<b>81</b>	<b>0</b>	<b>6</b>	<b>824</b>
<b>28 CIRCUIT</b>									
NICHOLAS	27	31	3	13	2	87	3	2	168
<b>TOTAL</b>	<b>27</b>	<b>31</b>	<b>3</b>	<b>13</b>	<b>2</b>	<b>87</b>	<b>3</b>	<b>2</b>	<b>168</b>
<b>29 CIRCUIT</b>									
PUTNAM	137	265	83	113	17	47	6	13	681
<b>TOTAL</b>	<b>137</b>	<b>265</b>	<b>83</b>	<b>113</b>	<b>17</b>	<b>47</b>	<b>6</b>	<b>13</b>	<b>681</b>
<b>30 CIRCUIT</b>									
MINGO	95	96	24	32	7	115	15	8	392
<b>TOTAL</b>	<b>95</b>	<b>96</b>	<b>24</b>	<b>32</b>	<b>7</b>	<b>115</b>	<b>15</b>	<b>8</b>	<b>392</b>
<b>31 CIRCUIT</b>									
MONROE	30	54	3	9	0	11	0	0	107
SUMMERS	67	60	9	22	7	5	4	1	175
<b>TOTAL</b>	<b>97</b>	<b>114</b>	<b>12</b>	<b>31</b>	<b>7</b>	<b>16</b>	<b>4</b>	<b>1</b>	<b>282</b>
<b>STATE TOTAL</b>	<b>4,194</b>	<b>6,463</b>	<b>4,162</b>	<b>2,930</b>	<b>547</b>	<b>3,595</b>	<b>309</b>	<b>465</b>	<b>22,665</b>

**DIRECT EXPENSE CLAIMS  
BY CASE TYPE**

## APPOINTED COUNSEL DIRECT EXPENSE CLAIMS PAID IN FY 2003

<b>Felony</b>	531
<b>Misdemeanor</b>	372
<b>Supreme Court/Habeas</b>	26
<b>Juvenile</b>	55
<b>Abuse &amp; Neglect/Term.</b>	144
<b>Mental Hygiene</b>	1
<b>Other</b>	18

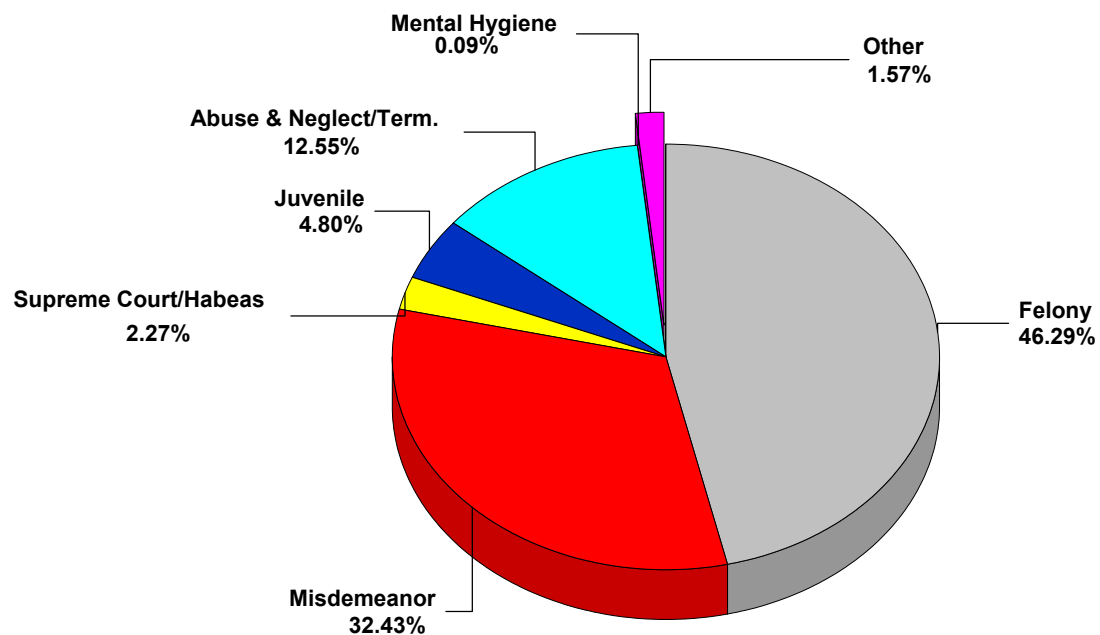
Parole/Probation Rev., Mag. Ct. Appeal, Mandamus/Prohibition, Extradition, Contempt, Fugitive, Other
--

---

**TOTAL CLAIMS PAID** **1,147**

---

## APPOINTED COUNSEL DIRECT EXPENSE CLAIMS PAID FY 2003 BY CASE TYPE



**WEST VIRGINIA PUBLIC DEFENDER SERVICES  
 TOTAL DIRECT EXPENSE CLAIMS PAID FY 2003**

CIRCUIT	FELONY	MISD	MENTAL		PAROLE		HABEAS		TOTAL CLAIMS
			HYGIENE	JUVENILE	PROBAT	TERM	ABUSE	SUP. CT.	
01 CIRCUIT	20	1	0	0	0	6	0	0	27
02 CIRCUIT	0	0	0	0	0	0	0	0	0
03 CIRCUIT	21	15	0	3	0	6	1	0	46
04 CIRCUIT	189	217	1	17	7	56	15	3	505
05 CIRCUIT	13	2	0	1	0	1	0	0	17
06 CIRCUIT	16	0	0	1	0	0	0	0	17
07 CIRCUIT	3	0	0	0	0	0	0	0	3
08 CIRCUIT	14	0	0	0	0	0	0	0	14
09 CIRCUIT	12	1	0	1	0	10	0	0	24
10 CIRCUIT	0	0	0	0	0	0	0	0	0
11 CIRCUIT	3	1	0	0	0	1	0	0	5
12 CIRCUIT	0	0	0	0	0	0	0	0	0
13 CIRCUIT	11	2	0	3	3	2	0	0	21
14 CIRCUIT	12	1	0	0	0	1	0	0	14
15 CIRCUIT	8	0	0	1	0	3	1	0	13
16 CIRCUIT	19	1	0	4	0	3	1	0	28
17 CIRCUIT	18	1	0	0	0	1	3	0	23
18 CIRCUIT	1	0	0	0	0	1	1	0	3
19 CIRCUIT	4	0	0	0	0	0	0	0	4
20 CIRCUIT	2	0	0	0	0	1	0	0	3
21 CIRCUIT	22	4	0	2	1	3	1	1	34
22 CIRCUIT	7	4	0	6	0	6	0	0	23
23 CIRCUIT	28	0	0	5	0	4	2	0	39
24 CIRCUIT	10	1	0	1	0	4	0	0	16
25 CIRCUIT	11	0	0	5	0	5	0	1	22
26 CIRCUIT	7	3	0	0	1	2	0	0	13
27 CIRCUIT	62	112	0	4	0	25	0	1	204
28 CIRCUIT	2	0	0	0	0	1	0	0	3
29 CIRCUIT	8	2	0	1	0	1	0	0	12
30 CIRCUIT	1	0	0	0	0	0	1	0	2
31 CIRCUIT	7	4	0	0	0	1	0	0	12
<b>STATE TOTAL</b>	<b>531</b>	<b>372</b>	<b>1</b>	<b>55</b>	<b>12</b>	<b>144</b>	<b>26</b>	<b>6</b>	<b>1,147</b>

**WEST VIRGINIA PUBLIC DEFENDER SERVICES  
 TOTAL DIRECT EXPENSES CLAIMS PAID FY 2003**

CIRCUIT COUNTY	MENTAL		PAROLE		TERM ABUSE	HABEAS SUP. CT.	OTHER	TOTAL CLAIMS
	FELONY	MISD.	HYGIENE	JUVENILE				
<b>01 CIRCUIT</b>								
BROOKE	0	0	0	0	0	0	0	0
HANCOCK	5	1	0	0	0	0	0	6
OHIO	15	0	0	0	0	6	0	21
<b>TOTAL</b>	<b>20</b>	<b>1</b>	<b>0</b>	<b>0</b>	<b>0</b>	<b>6</b>	<b>0</b>	<b>27</b>
<b>02 CIRCUIT</b>								
MARSHALL	0	0	0	0	0	0	0	0
TYLER	0	0	0	0	0	0	0	0
WETZEL	0	0	0	0	0	0	0	0
<b>TOTAL</b>	<b>0</b>	<b>0</b>	<b>0</b>	<b>0</b>	<b>0</b>	<b>0</b>	<b>0</b>	<b>0</b>
<b>03 CIRCUIT</b>								
DODDRIDGE	10	5	0	0	0	2	0	17
PLEASANTS	4	3	0	0	0	1	1	9
RITCHIE	7	7	0	3	0	3	0	20
<b>TOTAL</b>	<b>21</b>	<b>15</b>	<b>0</b>	<b>3</b>	<b>0</b>	<b>6</b>	<b>1</b>	<b>46</b>
<b>04 CIRCUIT</b>								
WIRT	2	3	0	1	0	2	4	12
WOOD	187	214	1	16	7	54	11	493
<b>TOTAL</b>	<b>189</b>	<b>217</b>	<b>1</b>	<b>17</b>	<b>7</b>	<b>56</b>	<b>15</b>	<b>505</b>
<b>05 CIRCUIT</b>								
CALHOUN	0	0	0	0	0	0	0	0
JACKSON	2	0	0	0	0	0	0	2
MASON	8	0	0	1	0	0	0	9
ROANE	3	2	0	0	0	1	0	6
<b>TOTAL</b>	<b>13</b>	<b>2</b>	<b>0</b>	<b>1</b>	<b>0</b>	<b>1</b>	<b>0</b>	<b>17</b>
<b>06 CIRCUIT</b>								
CABELL	16	0	0	1	0	0	0	17
<b>TOTAL</b>	<b>16</b>	<b>0</b>	<b>0</b>	<b>1</b>	<b>0</b>	<b>0</b>	<b>0</b>	<b>17</b>
<b>07 CIRCUIT</b>								
LOGAN	3	0	0	0	0	0	0	3
<b>TOTAL</b>	<b>3</b>	<b>0</b>	<b>0</b>	<b>0</b>	<b>0</b>	<b>0</b>	<b>0</b>	<b>3</b>
<b>08 CIRCUIT</b>								
MCDOWELL	14	0	0	0	0	0	0	14
<b>TOTAL</b>	<b>14</b>	<b>0</b>	<b>0</b>	<b>0</b>	<b>0</b>	<b>0</b>	<b>0</b>	<b>14</b>
<b>09 CIRCUIT</b>								
MERCER	12	1	0	1	0	10	0	24
<b>TOTAL</b>	<b>12</b>	<b>1</b>	<b>0</b>	<b>1</b>	<b>0</b>	<b>10</b>	<b>0</b>	<b>24</b>
<b>10 CIRCUIT</b>								
RALEIGH	0	0	0	0	0	0	0	0
<b>TOTAL</b>	<b>0</b>	<b>0</b>	<b>0</b>	<b>0</b>	<b>0</b>	<b>0</b>	<b>0</b>	<b>0</b>
<b>11 CIRCUIT</b>								
GREENBRIER	2	0	0	0	0	0	0	2
POCAHONTAS	1	1	0	0	0	1	0	3
<b>TOTAL</b>	<b>3</b>	<b>1</b>	<b>0</b>	<b>0</b>	<b>0</b>	<b>1</b>	<b>0</b>	<b>5</b>
<b>12 CIRCUIT</b>								
FAYETTE	0	0	0	0	0	0	0	0
<b>TOTAL</b>	<b>0</b>	<b>0</b>	<b>0</b>	<b>0</b>	<b>0</b>	<b>0</b>	<b>0</b>	<b>0</b>
<b>13 CIRCUIT</b>								
KANAWHA	11	2	0	3	3	2	0	21
<b>TOTAL</b>	<b>11</b>	<b>2</b>	<b>0</b>	<b>3</b>	<b>3</b>	<b>2</b>	<b>0</b>	<b>21</b>

**WEST VIRGINIA PUBLIC DEFENDER SERVICES  
 TOTAL DIRECT EXPENSES CLAIMS PAID FY 2003**

CIRCUIT COUNTY	MENTAL				PAROLE		HABEAS SUP. CT.	OTHER	TOTAL CLAIMS
	FELONY	MISD.	HYGIENE	JUVENILE	PROBAT REV	TERM ABUSE			
<b>14 CIRCUIT</b>									
BRAXTON	2	0	0	0	0	0	0	0	2
CLAY	4	0	0	0	0	0	0	0	4
GILMER	2	1	0	0	0	1	0	0	4
WEBSTER	4	0	0	0	0	0	0	0	4
<b>TOTAL</b>	<b>12</b>	<b>1</b>	<b>0</b>	<b>0</b>	<b>0</b>	<b>1</b>	<b>0</b>	<b>0</b>	<b>14</b>
<b>15 CIRCUIT</b>									
HARRISON	8	0	0	1	0	3	1	0	13
<b>TOTAL</b>	<b>8</b>	<b>0</b>	<b>0</b>	<b>1</b>	<b>0</b>	<b>3</b>	<b>1</b>	<b>0</b>	<b>13</b>
<b>16 CIRCUIT</b>									
MARION	19	1	0	4	0	3	1	0	28
<b>TOTAL</b>	<b>19</b>	<b>1</b>	<b>0</b>	<b>4</b>	<b>0</b>	<b>3</b>	<b>1</b>	<b>0</b>	<b>28</b>
<b>17 CIRCUIT</b>									
MONONGALIA	18	1	0	0	0	1	3	0	23
<b>TOTAL</b>	<b>18</b>	<b>1</b>	<b>0</b>	<b>0</b>	<b>0</b>	<b>1</b>	<b>3</b>	<b>0</b>	<b>23</b>
<b>18 CIRCUIT</b>									
PRESTON	1	0	0	0	0	1	1	0	3
<b>TOTAL</b>	<b>1</b>	<b>0</b>	<b>0</b>	<b>0</b>	<b>0</b>	<b>1</b>	<b>1</b>	<b>0</b>	<b>3</b>
<b>19 CIRCUIT</b>									
BARBOUR	2	0	0	0	0	0	0	0	2
TAYLOR	2	0	0	0	0	0	0	0	2
<b>TOTAL</b>	<b>4</b>	<b>0</b>	<b>0</b>	<b>0</b>	<b>0</b>	<b>0</b>	<b>0</b>	<b>0</b>	<b>4</b>
<b>20 CIRCUIT</b>									
RANDOLPH	2	0	0	0	0	1	0	0	3
<b>TOTAL</b>	<b>2</b>	<b>0</b>	<b>0</b>	<b>0</b>	<b>0</b>	<b>1</b>	<b>0</b>	<b>0</b>	<b>3</b>
<b>21 CIRCUIT</b>									
GRANT	3	0	0	1	0	1	0	1	6
MINERAL	19	4	0	1	1	2	1	0	28
TUCKER	0	0	0	0	0	0	0	0	0
<b>TOTAL</b>	<b>22</b>	<b>4</b>	<b>0</b>	<b>2</b>	<b>1</b>	<b>3</b>	<b>1</b>	<b>1</b>	<b>34</b>
<b>22 CIRCUIT</b>									
HAMPSHIRE	4	0	0	2	0	3	0	0	9
HARDY	3	4	0	3	0	2	0	0	12
PENDLETON	0	0	0	1	0	1	0	0	2
<b>TOTAL</b>	<b>7</b>	<b>4</b>	<b>0</b>	<b>6</b>	<b>0</b>	<b>6</b>	<b>0</b>	<b>0</b>	<b>23</b>
<b>23 CIRCUIT</b>									
BERKELEY	11	0	0	2	0	1	0	0	14
JEFFERSON	5	0	0	2	0	2	2	0	11
MORGAN	12	0	0	1	0	1	0	0	14
<b>TOTAL</b>	<b>28</b>	<b>0</b>	<b>0</b>	<b>5</b>	<b>0</b>	<b>4</b>	<b>2</b>	<b>0</b>	<b>39</b>
<b>24 CIRCUIT</b>									
WAYNE	10	1	0	1	0	4	0	0	16
<b>TOTAL</b>	<b>10</b>	<b>1</b>	<b>0</b>	<b>1</b>	<b>0</b>	<b>4</b>	<b>0</b>	<b>0</b>	<b>16</b>
<b>25 CIRCUIT</b>									
BOONE	5	0	0	5	0	5	0	0	15
LINCOLN	6	0	0	0	0	0	0	1	7
<b>TOTAL</b>	<b>11</b>	<b>0</b>	<b>0</b>	<b>5</b>	<b>0</b>	<b>5</b>	<b>0</b>	<b>1</b>	<b>22</b>
<b>26 CIRCUIT</b>									
LEWIS	1	0	0	0	0	2	0	0	3
UPSHUR	6	3	0	0	1	0	0	0	10
<b>TOTAL</b>	<b>7</b>	<b>3</b>	<b>0</b>	<b>0</b>	<b>1</b>	<b>2</b>	<b>0</b>	<b>0</b>	<b>13</b>

**WEST VIRGINIA PUBLIC DEFENDER SERVICES  
 TOTAL DIRECT EXPENSES CLAIMS PAID FY 2003**

CIRCUIT COUNTY	MENTAL		PAROLE		TERM ABUSE	HABEAS SUP. CT.	OTHER	TOTAL CLAIMS	
	FELONY	MISD.	HYGIENE	JUVENILE PROBAT REV					
<b>27 CIRCUIT</b>									
WYOMING	62	112	0	4	0	25	0	1	204
<b>TOTAL</b>	<b>62</b>	<b>112</b>	<b>0</b>	<b>4</b>	<b>0</b>	<b>25</b>	<b>0</b>	<b>1</b>	<b>204</b>
<b>28 CIRCUIT</b>									
NICHOLAS	2	0	0	0	0	1	0	0	3
<b>TOTAL</b>	<b>2</b>	<b>0</b>	<b>0</b>	<b>0</b>	<b>0</b>	<b>1</b>	<b>0</b>	<b>0</b>	<b>3</b>
<b>29 CIRCUIT</b>									
PUTNAM	8	2	0	1	0	1	0	0	12
<b>TOTAL</b>	<b>8</b>	<b>2</b>	<b>0</b>	<b>1</b>	<b>0</b>	<b>1</b>	<b>0</b>	<b>0</b>	<b>12</b>
<b>30 CIRCUIT</b>									
MINGO	1	0	0	0	0	0	1	0	2
<b>TOTAL</b>	<b>1</b>	<b>0</b>	<b>0</b>	<b>0</b>	<b>0</b>	<b>0</b>	<b>1</b>	<b>0</b>	<b>2</b>
<b>31 CIRCUIT</b>									
MONROE	3	3	0	0	0	1	0	0	7
SUMMERS	4	1	0	0	0	0	0	0	5
<b>TOTAL</b>	<b>7</b>	<b>4</b>	<b>0</b>	<b>0</b>	<b>0</b>	<b>1</b>	<b>0</b>	<b>0</b>	<b>12</b>
<b>STATE</b>	<b>531</b>	<b>372</b>	<b>1</b>	<b>55</b>	<b>12</b>	<b>144</b>	<b>26</b>	<b>6</b>	<b>1,147</b>

**APPOINTED COUNSEL ATTORNEY HOURS  
BY CASE TYPE**

## APPOINTED COUNSEL HOURS PAID IN FY 2003

<b>Felony</b>	81,059.6
<b>Misdemeanor</b>	48,964.7
<b>Supreme Court/Habeas</b>	13,355.9
<b>Juvenile</b>	26,174.0
<b>Abuse &amp; Neglect/Term.</b>	73,587.3
<b>Mental Hygiene</b>	8,998.1
<b>Other</b>	9,416.9

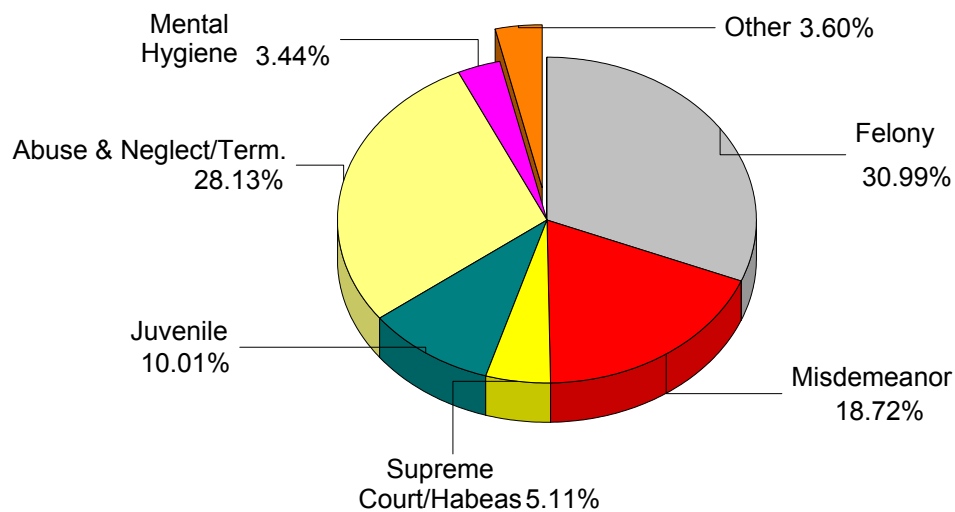
Parole/Probation Rev., Mag. Ct. Appeal,  
 Mandamus/Prohibition, Extradition,  
 Contempt, Fugitive, Other

---

<b>TOTAL HOURS PAID</b>	<b>261,556.4</b>
-------------------------	------------------

---

## APPOINTED COUNSEL HOURS PAID IN FY 2003 BY CASE TYPE



**WEST VIRGINIA PUBLIC DEFENDER SERVICES  
 APPOINTED COUNSEL HOURS PAID BY CASE TYPE  
 FISCAL YEAR 2003**

CIRCUIT	FELONY	MISD	MENTAL HYGIENE	JUVENILE	PAROLE PROBAT REV	TERM ABUSE	HABEAS SUP. CT.	OTHER	TOTAL HOURS
01 CIRCUIT	3,527.1	1,054.8	361.4	591.0	98.8	4,111.9	595.5	91.6	10,432.1
02 CIRCUIT	470.4	286.1	462.4	383.6	38.0	1,179.8	0.0	17.4	2,837.7
03 CIRCUIT	1,824.7	1,533.7	63.8	675.2	71.0	1,167.1	317.4	150.5	5,803.4
04 CIRCUIT	7,637.0	12,114.8	866.8	2,178.3	444.1	5,623.7	1,080.2	619.5	30,564.3
05 CIRCUIT	4,107.0	2,123.8	309.0	701.9	181.9	1,695.1	171.0	141.6	9,431.3
06 CIRCUIT	1,411.3	623.5	848.6	2,393.6	52.5	4,304.7	390.3	81.0	10,105.5
07 CIRCUIT	1,881.0	1,460.4	2.7	881.7	96.4	1,607.4	235.2	392.8	6,557.6
08 CIRCUIT	5,151.4	529.2	69.2	288.9	0.0	515.4	130.9	3.7	6,688.7
09 CIRCUIT	3,498.6	526.0	63.8	480.0	132.2	4,346.5	193.6	52.0	9,292.7
10 CIRCUIT	985.1	492.8	2.3	256.4	88.2	2,653.1	737.2	15.9	5,231.0
11 CIRCUIT	1,368.7	375.2	101.6	152.2	44.8	1,168.7	140.4	155.2	3,506.8
12 CIRCUIT	638.8	239.7	0.0	22.1	19.8	762.7	319.7	10.1	2,012.9
13 CIRCUIT	5,758.6	3,600.4	2,090.2	1,588.1	279.9	3,868.4	897.6	275.0	18,358.1
14 CIRCUIT	3,011.0	2,103.6	36.6	732.5	156.7	2,275.4	302.0	239.1	8,857.0
15 CIRCUIT	2,166.9	556.1	10.6	656.1	141.3	1,883.8	556.2	93.2	6,064.3
16 CIRCUIT	5,317.0	3,057.6	562.3	2,256.0	850.9	4,081.3	727.3	284.4	17,136.8
17 CIRCUIT	3,772.8	3,181.4	475.2	1,009.9	258.2	2,649.1	1,555.5	224.2	13,126.3
18 CIRCUIT	653.6	88.2	1.6	415.3	30.9	2,562.5	501.8	19.4	4,273.3
19 CIRCUIT	1,714.7	1,341.0	223.8	1,232.8	170.0	2,887.5	193.2	176.8	7,939.8
20 CIRCUIT	1,533.2	1,370.4	136.9	819.1	63.6	1,315.0	129.3	73.2	5,440.7
21 CIRCUIT	2,757.6	1,547.8	66.5	1,119.5	189.2	2,821.1	247.1	198.3	8,947.1
22 CIRCUIT	2,249.2	1,737.7	77.8	926.6	199.7	2,489.7	259.1	124.4	8,064.2
23 CIRCUIT	3,724.4	652.0	79.8	497.6	200.2	4,343.6	1,809.5	65.3	11,372.4
24 CIRCUIT	1,351.4	422.7	147.4	324.5	245.9	1,776.7	53.1	58.9	4,380.6
25 CIRCUIT	3,519.5	705.3	169.9	1,516.6	177.6	2,101.1	219.5	267.1	8,676.6
26 CIRCUIT	2,134.8	1,038.3	1,327.8	1,194.1	619.7	2,558.9	386.0	218.0	9,477.6
27 CIRCUIT	2,607.9	3,045.2	21.7	479.2	0.0	778.8	0.0	41.1	6,973.9
28 CIRCUIT	376.7	183.0	8.4	227.8	15.2	1,797.7	159.9	5.4	2,774.1
29 CIRCUIT	2,987.0	1,937.6	340.9	1,462.2	164.5	1,527.4	169.5	149.3	8,738.4
30 CIRCUIT	1,260.9	445.7	43.8	327.5	33.8	2,329.9	641.2	35.9	5,118.7
31 CIRCUIT	1,661.4	590.7	25.3	383.7	66.6	403.3	236.6	5.0	3,372.6
<b>STATE TOTAL</b>	<b>81,059.6</b>	<b>48,964.7</b>	<b>8,998.1</b>	<b>26,174.0</b>	<b>5,131.6</b>	<b>73,587.3</b>	<b>13,355.9</b>	<b>4,285.3</b>	<b>261,556.4</b>

**WEST VIRGINIA PUBLIC DEFENDER SERVICES  
 APPOINTED COUNSEL HOURS PAID BY CASE TYPE  
 FISCAL YEAR 2003**

CIRCUIT COUNTY	FELONY	MISD	MENTAL HYGIEN	JUVENILE	PAROLE PROBAT REV	TERM ABUSE	HABEAS SUP. CT.	OTHER	TOTAL HOURS
<b>01 CIRCUIT</b>									
BROOKE	757.7	204.5	183.1	168.8	0.0	406.3	78.4	33.9	1,832.7
HANCOCK	831.4	341.7	134.8	61.8	69.1	921.2	200.9	0.0	2,560.9
OHIO	1,938.0	508.6	43.5	360.4	29.7	2,784.4	316.2	57.7	6,038.5
<b>TOTAL</b>	<b>3,527.1</b>	<b>1,054.8</b>	<b>361.4</b>	<b>591.0</b>	<b>98.8</b>	<b>4,111.9</b>	<b>595.5</b>	<b>91.6</b>	<b>10,432.1</b>
<b>02 CIRCUIT</b>									
MARSHALL	228.4	232.4	286.9	228.5	21.8	755.1	0.0	17.4	1,770.5
TYLER	162.4	34.5	22.3	64.4	0.0	180.5	0.0	0.0	464.1
WETZEL	79.6	19.2	153.2	90.7	16.2	244.2	0.0	0.0	603.1
<b>TOTAL</b>	<b>470.4</b>	<b>286.1</b>	<b>462.4</b>	<b>383.6</b>	<b>38.0</b>	<b>1,179.8</b>	<b>0.0</b>	<b>17.4</b>	<b>2,837.7</b>
<b>03 CIRCUIT</b>									
DODDRIDGE	473.0	522.8	15.1	173.2	21.5	553.9	193.8	50.9	2,004.2
PLEASANTS	940.4	477.2	21.2	27.7	36.4	216.7	123.6	70.5	1,913.7
RITCHIE	411.3	533.7	27.5	474.3	13.1	396.5	0.0	29.1	1,885.5
<b>TOTAL</b>	<b>1,824.7</b>	<b>1,533.7</b>	<b>63.8</b>	<b>675.2</b>	<b>71.0</b>	<b>1,167.1</b>	<b>317.4</b>	<b>150.5</b>	<b>5,803.4</b>
<b>04 CIRCUIT</b>									
WIRT	269.8	258.3	3.3	150.9	5.1	345.2	54.1	63.3	1,150.0
WOOD	7,367.2	11,856.5	863.5	2,027.4	439.0	5,278.5	1,026.1	556.2	29,414.3
<b>TOTAL</b>	<b>7,637.0</b>	<b>12,114.8</b>	<b>866.8</b>	<b>2,178.3</b>	<b>444.1</b>	<b>5,623.7</b>	<b>1,080.2</b>	<b>619.5</b>	<b>30,564.3</b>
<b>05 CIRCUIT</b>									
CALHOUN	74.2	22.0	10.1	40.3	0.0	321.7	0.0	22.1	490.4
JACKSON	820.4	267.3	7.7	91.7	45.7	435.9	163.5	31.4	1,863.6
MASON	2,914.7	1,688.0	251.4	421.6	95.4	286.7	7.5	70.0	5,735.3
ROANE	297.7	146.5	39.8	148.3	40.8	650.8	0.0	18.1	1,342.0
<b>TOTAL</b>	<b>4,107.0</b>	<b>2,123.8</b>	<b>309.0</b>	<b>701.9</b>	<b>181.9</b>	<b>1,695.1</b>	<b>171.0</b>	<b>141.6</b>	<b>9,431.3</b>
<b>06 CIRCUIT</b>									
CABELL	1,411.3	623.5	848.6	2,393.6	52.5	4,304.7	390.3	81.0	10,105.5
<b>TOTAL</b>	<b>1,411.3</b>	<b>623.5</b>	<b>848.6</b>	<b>2,393.6</b>	<b>52.5</b>	<b>4,304.7</b>	<b>390.3</b>	<b>81.0</b>	<b>10,105.5</b>
<b>07 CIRCUIT</b>									
LOGAN	1,881.0	1,460.4	2.7	881.7	96.4	1,607.4	235.2	392.8	6,557.6
<b>TOTAL</b>	<b>1,881.0</b>	<b>1,460.4</b>	<b>2.7</b>	<b>881.7</b>	<b>96.4</b>	<b>1,607.4</b>	<b>235.2</b>	<b>392.8</b>	<b>6,557.6</b>
<b>08 CIRCUIT</b>									
MCDOWELL	5,151.4	529.2	69.2	288.9	0.0	515.4	130.9	3.7	6,688.7
<b>TOTAL</b>	<b>5,151.4</b>	<b>529.2</b>	<b>69.2</b>	<b>288.9</b>	<b>0.0</b>	<b>515.4</b>	<b>130.9</b>	<b>3.7</b>	<b>6,688.7</b>
<b>09 CIRCUIT</b>									
MERCER	3,498.6	526.0	63.8	480.0	132.2	4,346.5	193.6	52.0	9,292.7
<b>TOTAL</b>	<b>3,498.6</b>	<b>526.0</b>	<b>63.8</b>	<b>480.0</b>	<b>132.2</b>	<b>4,346.5</b>	<b>193.6</b>	<b>52.0</b>	<b>9,292.7</b>
<b>10 CIRCUIT</b>									
RALEIGH	985.1	492.8	2.3	256.4	88.2	2,653.1	737.2	15.9	5,231.0
<b>TOTAL</b>	<b>985.1</b>	<b>492.8</b>	<b>2.3</b>	<b>256.4</b>	<b>88.2</b>	<b>2,653.1</b>	<b>737.2</b>	<b>15.9</b>	<b>5,231.0</b>

**WEST VIRGINIA PUBLIC DEFENDER SERVICES  
 APPOINTED COUNSEL HOURS PAID BY CASE TYPE  
 FISCAL YEAR 2003**

CIRCUIT COUNTY	FELONY	MISD	MENTAL HYGIEN	JUVENILE	PAROLE PROBAT REV	TERM ABUSE	HABEAS SUP. CT.	OTHER	TOTAL HOURS
<b>11 CIRCUIT</b>									
GREENBRIER	799.5	176.3	94.6	152.2	44.8	989.9	77.2	61.5	2,396.0
POCAHONTAS	569.2	198.9	7.0	0.0	0.0	178.8	63.2	93.7	1,110.8
<b>TOTAL</b>	<b>1,368.7</b>	<b>375.2</b>	<b>101.6</b>	<b>152.2</b>	<b>44.8</b>	<b>1,168.7</b>	<b>140.4</b>	<b>155.2</b>	<b>3,506.8</b>
<b>12 CIRCUIT</b>									
FAYETTE	638.8	239.7	0.0	22.1	19.8	762.7	319.7	10.1	2,012.9
<b>TOTAL</b>	<b>638.8</b>	<b>239.7</b>	<b>0.0</b>	<b>22.1</b>	<b>19.8</b>	<b>762.7</b>	<b>319.7</b>	<b>10.1</b>	<b>2,012.9</b>
<b>13 CIRCUIT</b>									
KANAWHA	5,758.6	3,600.4	2,090.2	1,588.1	279.9	3,868.4	897.6	275.0	18,358.1
<b>TOTAL</b>	<b>5,758.6</b>	<b>3,600.4</b>	<b>2,090.2</b>	<b>1,588.1</b>	<b>279.9</b>	<b>3,868.4</b>	<b>897.6</b>	<b>275.0</b>	<b>18,358.1</b>
<b>14 CIRCUIT</b>									
BRAXTON	900.7	1,025.3	11.7	182.3	57.7	631.6	70.1	150.5	3,030.0
CLAY	757.2	554.3	6.9	143.3	22.1	238.7	10.7	49.1	1,782.3
GILMER	232.9	147.5	5.4	236.0	4.8	553.3	116.1	23.7	1,319.7
WEBSTER	1,120.2	376.5	12.6	170.9	72.1	851.8	105.1	15.8	2,725.0
<b>TOTAL</b>	<b>3,011.0</b>	<b>2,103.6</b>	<b>36.6</b>	<b>732.5</b>	<b>156.7</b>	<b>2,275.4</b>	<b>302.0</b>	<b>239.1</b>	<b>8,857.0</b>
<b>15 CIRCUIT</b>									
HARRISON	2,166.9	556.1	10.6	656.1	141.3	1,883.8	556.2	93.2	6,064.3
<b>TOTAL</b>	<b>2,166.9</b>	<b>556.1</b>	<b>10.6</b>	<b>656.1</b>	<b>141.3</b>	<b>1,883.8</b>	<b>556.2</b>	<b>93.2</b>	<b>6,064.3</b>
<b>16 CIRCUIT</b>									
MARION	5,317.0	3,057.6	562.3	2,256.0	850.9	4,081.3	727.3	284.4	17,136.8
<b>TOTAL</b>	<b>5,317.0</b>	<b>3,057.6</b>	<b>562.3</b>	<b>2,256.0</b>	<b>850.9</b>	<b>4,081.3</b>	<b>727.3</b>	<b>284.4</b>	<b>17,136.8</b>
<b>17 CIRCUIT</b>									
MONONGALIA	3,772.8	3,181.4	475.2	1,009.9	258.2	2,649.1	1,555.5	224.2	13,126.3
<b>TOTAL</b>	<b>3,772.8</b>	<b>3,181.4</b>	<b>475.2</b>	<b>1,009.9</b>	<b>258.2</b>	<b>2,649.1</b>	<b>1,555.5</b>	<b>224.2</b>	<b>13,126.3</b>
<b>18 CIRCUIT</b>									
PRESTON	653.6	88.2	1.6	415.3	30.9	2,562.5	501.8	19.4	4,273.3
<b>TOTAL</b>	<b>653.6</b>	<b>88.2</b>	<b>1.6</b>	<b>415.3</b>	<b>30.9</b>	<b>2,562.5</b>	<b>501.8</b>	<b>19.4</b>	<b>4,273.3</b>
<b>19 CIRCUIT</b>									
BARBOUR	458.0	537.5	60.0	448.6	57.4	1,654.2	10.7	39.9	3,266.3
TAYLOR	1,256.7	803.5	163.8	784.2	112.6	1,233.3	182.5	136.9	4,673.5
<b>TOTAL</b>	<b>1,714.7</b>	<b>1,341.0</b>	<b>223.8</b>	<b>1,232.8</b>	<b>170.0</b>	<b>2,887.5</b>	<b>193.2</b>	<b>176.8</b>	<b>7,939.8</b>
<b>20 CIRCUIT</b>									
RANDOLPH	1,533.2	1,370.4	136.9	819.1	63.6	1,315.0	129.3	73.2	5,440.7
<b>TOTAL</b>	<b>1,533.2</b>	<b>1,370.4</b>	<b>136.9</b>	<b>819.1</b>	<b>63.6</b>	<b>1,315.0</b>	<b>129.3</b>	<b>73.2</b>	<b>5,440.7</b>
<b>21 CIRCUIT</b>									
GRANT	665.2	347.7	21.6	109.0	94.5	491.6	59.1	87.6	1,876.3
MINERAL	1,824.8	1,148.5	33.3	993.1	77.9	2,217.9	188.0	70.0	6,553.5
TUCKER	267.6	51.6	11.6	17.4	16.8	111.6	0.0	40.7	517.3
<b>TOTAL</b>	<b>2,757.6</b>	<b>1,547.8</b>	<b>66.5</b>	<b>1,119.5</b>	<b>189.2</b>	<b>2,821.1</b>	<b>247.1</b>	<b>198.3</b>	<b>8,947.1</b>

**WEST VIRGINIA PUBLIC DEFENDER SERVICES  
 APPOINTED COUNSEL HOURS PAID BY CASE TYPE  
 FISCAL YEAR 2003**

CIRCUIT COUNTY	FELONY	MISD	MENTAL HYGIEN	JUVENILE	PAROLE PROBAT REV	TERM ABUSE	HABEAS SUP. CT.	OTHER	TOTAL HOURS
<b>22 CIRCUIT</b>									
HAMPSHIRE	955.3	725.9	20.0	363.9	97.7	1,687.9	104.9	58.5	4,014.1
HARDY	852.4	821.0	41.7	271.7	88.0	531.6	0.0	25.5	2,631.9
PENDLETON	441.5	190.8	16.1	291.0	14.0	270.2	154.2	40.4	1,418.2
<b>TOTAL</b>	<b>2,249.2</b>	<b>1,737.7</b>	<b>77.8</b>	<b>926.6</b>	<b>199.7</b>	<b>2,489.7</b>	<b>259.1</b>	<b>124.4</b>	<b>8,064.2</b>
<b>23 CIRCUIT</b>									
BERKELEY	2,288.5	373.3	58.2	271.7	72.6	2,485.9	1,009.9	37.1	6,597.2
JEFFERSON	750.3	258.0	12.6	121.6	126.2	1,201.3	685.8	24.9	3,180.7
MORGAN	685.6	20.7	9.0	104.3	1.4	656.4	113.8	3.3	1,594.5
<b>TOTAL</b>	<b>3,724.4</b>	<b>652.0</b>	<b>79.8</b>	<b>497.6</b>	<b>200.2</b>	<b>4,343.6</b>	<b>1,809.5</b>	<b>65.3</b>	<b>11,372.4</b>
<b>24 CIRCUIT</b>									
WAYNE	1,351.4	422.7	147.4	324.5	245.9	1,776.7	53.1	58.9	4,380.6
<b>TOTAL</b>	<b>1,351.4</b>	<b>422.7</b>	<b>147.4</b>	<b>324.5</b>	<b>245.9</b>	<b>1,776.7</b>	<b>53.1</b>	<b>58.9</b>	<b>4,380.6</b>
<b>25 CIRCUIT</b>									
BOONE	2,265.4	318.9	22.3	904.5	103.0	1,468.0	0.0	51.5	5,133.6
LINCOLN	1,254.1	386.4	147.6	612.1	74.6	633.1	219.5	215.6	3,543.0
<b>TOTAL</b>	<b>3,519.5</b>	<b>705.3</b>	<b>169.9</b>	<b>1,516.6</b>	<b>177.6</b>	<b>2,101.1</b>	<b>219.5</b>	<b>267.1</b>	<b>8,676.6</b>
<b>26 CIRCUIT</b>									
LEWIS	828.6	377.8	1,261.1	393.7	259.2	1,226.8	298.1	100.4	4,745.7
UPSHUR	1,306.2	660.5	66.7	800.4	360.5	1,332.1	87.9	117.6	4,731.9
<b>TOTAL</b>	<b>2,134.8</b>	<b>1,038.3</b>	<b>1,327.8</b>	<b>1,194.1</b>	<b>619.7</b>	<b>2,558.9</b>	<b>386.0</b>	<b>218.0</b>	<b>9,477.6</b>
<b>27 CIRCUIT</b>									
WYOMING	2,607.9	3,045.2	21.7	479.2	0.0	778.8	0.0	41.1	6,973.9
<b>TOTAL</b>	<b>2,607.9</b>	<b>3,045.2</b>	<b>21.7</b>	<b>479.2</b>	<b>0.0</b>	<b>778.8</b>	<b>0.0</b>	<b>41.1</b>	<b>6,973.9</b>
<b>28 CIRCUIT</b>									
NICHOLAS	376.7	183.0	8.4	227.8	15.2	1,797.7	159.9	5.4	2,774.1
<b>TOTAL</b>	<b>376.7</b>	<b>183.0</b>	<b>8.4</b>	<b>227.8</b>	<b>15.2</b>	<b>1,797.7</b>	<b>159.9</b>	<b>5.4</b>	<b>2,774.1</b>
<b>29 CIRCUIT</b>									
PUTNAM	2,987.0	1,937.6	340.9	1,462.2	164.5	1,527.4	169.5	149.3	8,738.4
<b>TOTAL</b>	<b>2,987.0</b>	<b>1,937.6</b>	<b>340.9</b>	<b>1,462.2</b>	<b>164.5</b>	<b>1,527.4</b>	<b>169.5</b>	<b>149.3</b>	<b>8,738.4</b>
<b>30 CIRCUIT</b>									
MINGO	1,260.9	445.7	43.8	327.5	33.8	2,329.9	641.2	35.9	5,118.7
<b>TOTAL</b>	<b>1,260.9</b>	<b>445.7</b>	<b>43.8</b>	<b>327.5</b>	<b>33.8</b>	<b>2,329.9</b>	<b>641.2</b>	<b>35.9</b>	<b>5,118.7</b>
<b>31 CIRCUIT</b>									
MONROE	528.7	309.3	7.4	108.0	0.0	287.4	0.0	0.0	1,240.8
SUMMERS	1,132.7	281.4	17.9	275.7	66.6	115.9	236.6	5.0	2,131.8
<b>TOTAL</b>	<b>1,661.4</b>	<b>590.7</b>	<b>25.3</b>	<b>383.7</b>	<b>66.6</b>	<b>403.3</b>	<b>236.6</b>	<b>5.0</b>	<b>3,372.6</b>
<b>STATE TOTAL</b>	<b>81,059.6</b>	<b>48,964.7</b>	<b>8,998.1</b>	<b>26,174.0</b>	<b>5,131.6</b>	<b>73,587.3</b>	<b>13,355.9</b>	<b>4,285.3</b>	<b>261,556.4</b>

**APPOINTED COUNSEL FEES PAID  
BY CASE TYPE**

## APPOINTED COUNSEL FEES PAID IN FY 2003

<b>Felony</b>	\$3,889,082.20
<b>Misdemeanor</b>	\$2,355,546.78
<b>Supreme Court/Habeas</b>	\$612,375.79
<b>Juvenile</b>	\$1,286,570.00
<b>Abuse &amp; Neglect/Term.</b>	\$3,644,022.36
<b>Mental Hygiene</b>	\$470,244.50
<b>Other</b>	\$454,336.50

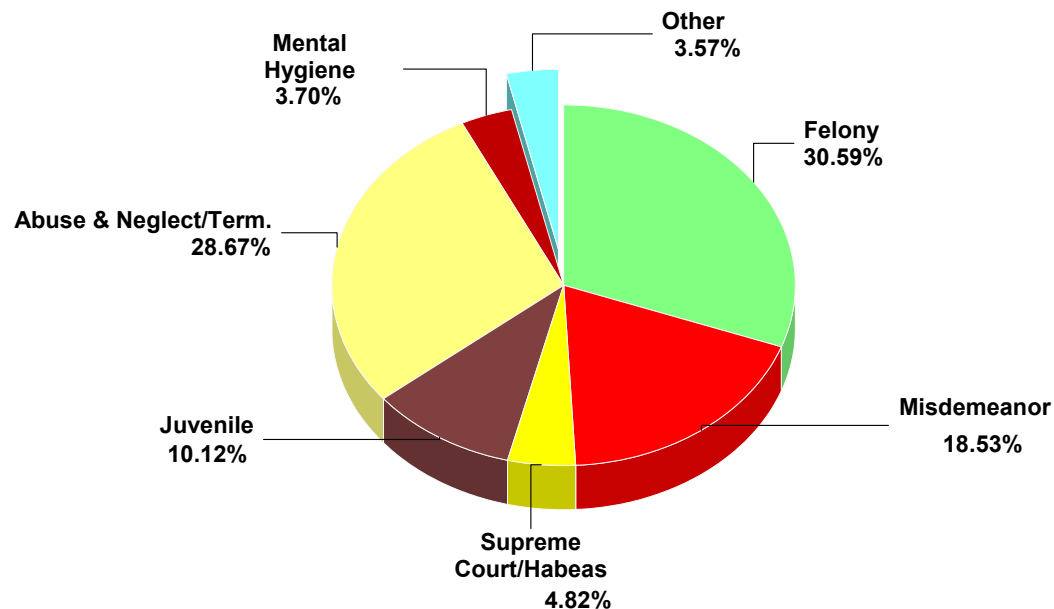
Parole/Probation Rev., Mag. Ct. Appeal, Mandamus/Prohibition, Extradition, Contempt, Fugitive, Other
--

---

<b>TOTAL FEES PAID</b>	<b>\$12,712,178.13</b>
------------------------	------------------------

---

## APPOINTED COUNSEL FEES PAID IN FY 2003 BY CASE TYPE



**WEST VIRGINIA PUBLIC DEFENDER SERVICES  
 APPOINTED COUNSEL FEES PAID BY CASE TYPE  
 FISCAL YEAR 2003**

CIRCUIT	FELONY	MISD	MENTAL HYGIENE	JUVENILE	PAROLE PROBAT REV	TERM ABUSE	HABEAS SUP. CT.	OTHER	TOTAL FEE	
01	CIRCUIT	\$167,620.50	\$51,682.00	\$17,569.00	\$28,557.00	\$4,766.00	\$195,341.50	\$27,127.50	\$4,400.00	\$497,063.50
02	CIRCUIT	\$22,622.00	\$13,832.50	\$23,194.00	\$19,236.00	\$1,910.00	\$58,755.00	\$0.00	\$783.00	\$140,332.50
03	CIRCUIT	\$86,149.50	\$73,562.50	\$3,207.00	\$32,184.00	\$3,361.00	\$55,359.50	\$14,705.00	\$7,158.50	\$275,687.00
04	CIRCUIT	\$361,713.00	\$576,410.00	\$46,876.00	\$105,815.50	\$21,226.50	\$269,282.50	\$49,260.50	\$29,343.50	\$1,459,927.50
05	CIRCUIT	\$201,625.00	\$102,575.00	\$16,079.00	\$35,103.50	\$8,907.50	\$86,037.50	\$7,745.54	\$6,734.00	\$464,807.04
06	CIRCUIT	\$68,090.50	\$30,857.50	\$43,697.00	\$122,328.00	\$2,640.50	\$226,887.50	\$17,839.50	\$3,993.00	\$516,333.50
07	CIRCUIT	\$89,817.00	\$70,422.00	\$153.50	\$41,664.50	\$4,700.00	\$78,823.00	\$10,772.00	\$18,640.00	\$314,992.00
08	CIRCUIT	\$244,623.00	\$25,426.00	\$3,734.00	\$14,600.50	\$0.00	\$25,099.00	\$5,950.50	\$166.50	\$319,599.50
09	CIRCUIT	\$172,315.00	\$26,720.00	\$3,753.00	\$24,544.00	\$6,603.00	\$224,293.50	\$8,838.00	\$2,524.00	\$469,590.50
10	CIRCUIT	\$47,331.50	\$23,890.00	\$109.50	\$12,498.00	\$4,333.00	\$132,329.50	\$34,056.00	\$825.50	\$255,373.00
11	CIRCUIT	\$64,761.50	\$17,570.00	\$5,886.00	\$7,583.00	\$2,104.00	\$56,251.50	\$6,410.00	\$7,244.00	\$167,810.00
12	CIRCUIT	\$30,550.00	\$11,894.50	\$0.00	\$1,116.50	\$917.00	\$36,759.50	\$14,648.50	\$470.50	\$96,356.50
13	CIRCUIT	\$278,549.50	\$179,397.37	\$113,769.00	\$79,421.00	\$13,481.50	\$192,981.96	\$41,179.75	\$13,557.00	\$912,337.08
14	CIRCUIT	\$144,624.50	\$101,523.91	\$1,945.00	\$35,398.00	\$7,465.50	\$111,091.90	\$13,872.00	\$11,505.50	\$427,426.31
15	CIRCUIT	\$100,880.50	\$26,208.50	\$535.00	\$31,292.50	\$6,670.50	\$89,287.50	\$25,519.00	\$4,390.00	\$284,783.50
16	CIRCUIT	\$249,597.00	\$143,974.00	\$31,177.50	\$107,474.00	\$40,222.50	\$196,212.50	\$32,989.00	\$13,432.00	\$815,078.50
17	CIRCUIT	\$181,487.20	\$150,229.00	\$24,376.00	\$49,397.50	\$12,337.00	\$128,863.50	\$70,845.50	\$10,461.00	\$627,996.70
18	CIRCUIT	\$30,914.00	\$4,153.00	\$96.00	\$19,192.50	\$1,420.50	\$126,222.50	\$22,831.00	\$909.00	\$205,738.50
19	CIRCUIT	\$81,927.50	\$63,507.00	\$11,713.00	\$58,476.00	\$8,298.00	\$139,005.50	\$8,746.00	\$8,362.00	\$380,035.00
20	CIRCUIT	\$74,176.50	\$65,930.00	\$7,722.50	\$42,557.50	\$3,110.00	\$65,641.00	\$6,122.50	\$3,656.00	\$268,916.00
21	CIRCUIT	\$130,938.00	\$74,203.00	\$3,442.50	\$54,633.50	\$9,158.00	\$138,075.50	\$11,439.50	\$9,393.50	\$431,283.50
22	CIRCUIT	\$110,226.00	\$83,484.50	\$4,235.00	\$45,725.00	\$9,576.50	\$123,512.50	\$12,031.50	\$6,042.00	\$394,833.00
23	CIRCUIT	\$180,966.00	\$32,428.00	\$3,975.00	\$26,300.00	\$9,693.00	\$223,122.00	\$83,107.50	\$3,248.50	\$562,840.00
24	CIRCUIT	\$66,267.00	\$20,961.50	\$7,465.00	\$16,328.50	\$12,741.50	\$90,315.50	\$2,409.50	\$2,950.50	\$219,439.00
25	CIRCUIT	\$171,918.00	\$35,024.50	\$8,755.50	\$75,291.00	\$9,192.00	\$108,513.50	\$9,997.50	\$13,417.50	\$432,109.50
26	CIRCUIT	\$101,856.00	\$49,939.50	\$64,557.00	\$58,580.50	\$30,496.50	\$126,376.50	\$17,982.00	\$10,406.00	\$460,194.00
27	CIRCUIT	\$123,305.50	\$144,988.00	\$1,174.50	\$23,394.00	\$0.00	\$38,268.00	\$0.00	\$1,913.50	\$333,043.50
28	CIRCUIT	\$18,637.50	\$9,027.00	\$446.00	\$11,321.00	\$704.00	\$87,704.50	\$7,361.50	\$281.00	\$135,482.50
29	CIRCUIT	\$143,453.00	\$94,726.00	\$17,010.50	\$71,181.00	\$7,870.50	\$75,671.50	\$7,757.50	\$7,332.50	\$425,002.50
30	CIRCUIT	\$61,877.00	\$22,870.50	\$2,267.00	\$16,349.50	\$1,675.00	\$117,638.50	\$29,936.50	\$1,683.50	\$254,297.50
31	CIRCUIT	\$80,263.00	\$28,129.50	\$1,324.50	\$19,026.50	\$3,307.00	\$20,298.50	\$10,895.00	\$225.00	\$163,469.00
<b>STATE TOTAL</b>		<b>\$3,889,082.20</b>	<b>\$2,355,546.78</b>	<b>\$470,244.50</b>	<b>\$1,286,570.00</b>	<b>\$248,888.00</b>	<b>\$3,644,022.36</b>	<b>\$612,375.79</b>	<b>\$205,448.50</b>	<b>\$12,712,178.13</b>

**WEST VIRGINIA PUBLIC DEFENDER SERVICES  
 APPOINTED COUNSEL FEES PAID BY CASE TYPE  
 FISCAL YEAR 2003**

CIRCUIT	FELONY	MISD	MENTAL HYGIENE	JUVENILE	PAROLE PROBAT REV	TERM ABUSE	HABEAS SUP. CT.	OTHER	TOTAL FEE
<b>01 CIRCUIT</b>									
BROOKE	\$35,864.50	\$9,806.50	\$8,831.50	\$8,302.00	\$0.00	\$19,337.50	\$3,528.00	\$1,661.50	\$87,331.50
HANCOCK	\$40,423.00	\$17,432.50	\$6,608.00	\$3,065.00	\$3,403.50	\$43,292.00	\$9,136.50	\$0.00	\$123,360.50
OHIO	\$91,333.00	\$24,443.00	\$2,129.50	\$17,190.00	\$1,362.50	\$132,712.00	\$14,463.00	\$2,738.50	\$286,371.50
<b>TOTAL</b>	<b>\$167,620.50</b>	<b>\$51,682.00</b>	<b>\$17,569.00</b>	<b>\$28,557.00</b>	<b>\$4,766.00</b>	<b>\$195,341.50</b>	<b>\$27,127.50</b>	<b>\$4,400.00</b>	<b>\$497,063.50</b>
<b>02 CIRCUIT</b>									
MARSHALL	\$11,006.00	\$11,200.00	\$14,444.50	\$11,210.50	\$1,137.00	\$37,589.50	\$0.00	\$783.00	\$87,370.50
TYLER	\$7,720.00	\$1,682.50	\$1,117.50	\$3,372.00	\$0.00	\$8,722.50	\$0.00	\$0.00	\$22,614.50
WETZEL	\$3,896.00	\$950.00	\$7,632.00	\$4,653.50	\$773.00	\$12,443.00	\$0.00	\$0.00	\$30,347.50
<b>TOTAL</b>	<b>\$22,622.00</b>	<b>\$13,832.50</b>	<b>\$23,194.00</b>	<b>\$19,236.00</b>	<b>\$1,910.00</b>	<b>\$58,755.00</b>	<b>\$0.00</b>	<b>\$783.00</b>	<b>\$140,332.50</b>
<b>03 CIRCUIT</b>									
DODDRIDGE	\$21,927.00	\$25,388.00	\$723.50	\$8,402.00	\$995.50	\$26,253.50	\$9,039.00	\$2,514.50	\$95,243.00
PLEASANTS	\$44,658.00	\$22,584.00	\$1,066.00	\$1,370.50	\$1,744.00	\$10,185.50	\$5,666.00	\$3,288.50	\$90,562.50
RITCHIE	\$19,564.50	\$25,590.50	\$1,417.50	\$22,411.50	\$621.50	\$18,920.50	\$0.00	\$1,355.50	\$89,881.50
<b>TOTAL</b>	<b>\$86,149.50</b>	<b>\$73,562.50</b>	<b>\$3,207.00</b>	<b>\$32,184.00</b>	<b>\$3,361.00</b>	<b>\$55,359.50</b>	<b>\$14,705.00</b>	<b>\$7,158.50</b>	<b>\$275,687.00</b>
<b>04 CIRCUIT</b>									
WIRT	\$12,917.00	\$12,387.50	\$186.50	\$7,248.50	\$233.50	\$17,476.00	\$2,530.50	\$2,976.50	\$55,956.00
WOOD	\$348,796.00	\$564,022.50	\$46,689.50	\$98,567.00	\$20,993.00	\$251,806.50	\$46,730.00	\$26,367.00	\$1,403,971.50
<b>TOTAL</b>	<b>\$361,713.00</b>	<b>\$576,410.00</b>	<b>\$46,876.00</b>	<b>\$105,815.50</b>	<b>\$21,226.50</b>	<b>\$269,282.50</b>	<b>\$49,260.50</b>	<b>\$29,343.50</b>	<b>\$1,459,927.50</b>
<b>05 CIRCUIT</b>									
CALHOUN	\$3,605.00	\$1,114.00	\$526.50	\$1,967.50	\$0.00	\$16,700.50	\$0.00	\$1,026.50	\$24,940.00
JACKSON	\$41,176.00	\$13,476.50	\$392.50	\$4,656.50	\$2,244.50	\$21,945.50	\$7,380.04	\$1,515.00	\$92,786.54
MASON	\$142,079.50	\$80,426.00	\$12,843.00	\$20,518.00	\$4,727.00	\$13,921.50	\$365.50	\$3,352.00	\$278,232.50
ROANE	\$14,764.50	\$7,558.50	\$2,317.00	\$7,961.50	\$1,936.00	\$33,470.00	\$0.00	\$840.50	\$68,848.00
<b>TOTAL</b>	<b>\$201,625.00</b>	<b>\$102,575.00</b>	<b>\$16,079.00</b>	<b>\$35,103.50</b>	<b>\$8,907.50</b>	<b>\$86,037.50</b>	<b>\$7,745.54</b>	<b>\$6,734.00</b>	<b>\$464,807.04</b>
<b>06 CIRCUIT</b>									
CABELL	\$68,090.50	\$30,857.50	\$43,697.00	\$122,328.00	\$2,640.50	\$226,887.50	\$17,839.50	\$3,993.00	\$516,333.50
<b>TOTAL</b>	<b>\$68,090.50</b>	<b>\$30,857.50</b>	<b>\$43,697.00</b>	<b>\$122,328.00</b>	<b>\$2,640.50</b>	<b>\$226,887.50</b>	<b>\$17,839.50</b>	<b>\$3,993.00</b>	<b>\$516,333.50</b>
<b>07 CIRCUIT</b>									
LOGAN	\$89,817.00	\$70,422.00	\$153.50	\$41,664.50	\$4,700.00	\$78,823.00	\$10,772.00	\$18,640.00	\$314,992.00
<b>TOTAL</b>	<b>\$89,817.00</b>	<b>\$70,422.00</b>	<b>\$153.50</b>	<b>\$41,664.50</b>	<b>\$4,700.00</b>	<b>\$78,823.00</b>	<b>\$10,772.00</b>	<b>\$18,640.00</b>	<b>\$314,992.00</b>

**WEST VIRGINIA PUBLIC DEFENDER SERVICES  
 APPOINTED COUNSEL FEES PAID BY CASE TYPE  
 FISCAL YEAR 2003**

<b>CIRCUIT</b>	<b>FELONY</b>	<b>MISD</b>	<b>MENTAL HYGIENE</b>	<b>JUVENILE</b>	<b>PAROLE PROBAT REV</b>	<b>TERM ABUSE</b>	<b>HABEAS SUP. CT.</b>	<b>OTHER</b>	<b>TOTAL FEE</b>
<b>08 CIRCUIT</b>									
MCDOWELL	\$244,623.00	\$25,426.00	\$3,734.00	\$14,600.50	\$0.00	\$25,099.00	\$5,950.50	\$166.50	\$319,599.50
<b>TOTAL</b>	<b>\$244,623.00</b>	<b>\$25,426.00</b>	<b>\$3,734.00</b>	<b>\$14,600.50</b>	<b>\$0.00</b>	<b>\$25,099.00</b>	<b>\$5,950.50</b>	<b>\$166.50</b>	<b>\$319,599.50</b>
<b>09 CIRCUIT</b>									
MERCER	\$172,315.00	\$26,720.00	\$3,753.00	\$24,544.00	\$6,603.00	\$224,293.50	\$8,838.00	\$2,524.00	\$469,590.50
<b>TOTAL</b>	<b>\$172,315.00</b>	<b>\$26,720.00</b>	<b>\$3,753.00</b>	<b>\$24,544.00</b>	<b>\$6,603.00</b>	<b>\$224,293.50</b>	<b>\$8,838.00</b>	<b>\$2,524.00</b>	<b>\$469,590.50</b>
<b>10 CIRCUIT</b>									
RALEIGH	\$47,331.50	\$23,890.00	\$109.50	\$12,498.00	\$4,333.00	\$132,329.50	\$34,056.00	\$825.50	\$255,373.00
<b>TOTAL</b>	<b>\$47,331.50</b>	<b>\$23,890.00</b>	<b>\$109.50</b>	<b>\$12,498.00</b>	<b>\$4,333.00</b>	<b>\$132,329.50</b>	<b>\$34,056.00</b>	<b>\$825.50</b>	<b>\$255,373.00</b>
<b>11 CIRCUIT</b>									
GREENBRIER	\$37,947.50	\$8,271.50	\$5,431.00	\$7,583.00	\$2,104.00	\$48,059.50	\$3,494.00	\$2,823.50	\$115,714.00
POCAHONTAS	\$26,814.00	\$9,298.50	\$455.00	\$0.00	\$0.00	\$8,192.00	\$2,916.00	\$4,420.50	\$52,096.00
<b>TOTAL</b>	<b>\$64,761.50</b>	<b>\$17,570.00</b>	<b>\$5,886.00</b>	<b>\$7,583.00</b>	<b>\$2,104.00</b>	<b>\$56,251.50</b>	<b>\$6,410.00</b>	<b>\$7,244.00</b>	<b>\$167,810.00</b>
<b>12 CIRCUIT</b>									
FAYETTE	\$30,550.00	\$11,894.50	\$0.00	\$1,116.50	\$917.00	\$36,759.50	\$14,648.50	\$470.50	\$96,356.50
<b>TOTAL</b>	<b>\$30,550.00</b>	<b>\$11,894.50</b>	<b>\$0.00</b>	<b>\$1,116.50</b>	<b>\$917.00</b>	<b>\$36,759.50</b>	<b>\$14,648.50</b>	<b>\$470.50</b>	<b>\$96,356.50</b>
<b>13 CIRCUIT</b>									
KANAWHA	\$278,549.50	\$179,397.37	\$113,769.00	\$79,421.00	\$13,481.50	\$192,981.96	\$41,179.75	\$13,557.00	\$912,337.08
<b>TOTAL</b>	<b>\$278,549.50</b>	<b>\$179,397.37</b>	<b>\$113,769.00</b>	<b>\$79,421.00</b>	<b>\$13,481.50</b>	<b>\$192,981.96</b>	<b>\$41,179.75</b>	<b>\$13,557.00</b>	<b>\$912,337.08</b>
<b>14 CIRCUIT</b>									
BRAXTON	\$43,271.00	\$49,032.40	\$638.50	\$8,845.00	\$2,784.50	\$30,912.00	\$3,260.50	\$7,272.50	\$146,016.40
CLAY	\$36,876.00	\$27,635.51	\$390.50	\$6,920.50	\$1,090.50	\$11,878.40	\$501.50	\$2,409.50	\$87,702.41
GILMER	\$11,228.50	\$7,123.50	\$291.00	\$11,192.00	\$236.00	\$26,672.50	\$5,260.50	\$1,110.50	\$63,114.50
WEBSTER	\$53,249.00	\$17,732.50	\$625.00	\$8,440.50	\$3,354.50	\$41,629.00	\$4,849.50	\$713.00	\$130,593.00
<b>TOTAL</b>	<b>\$144,624.50</b>	<b>\$101,523.91</b>	<b>\$1,945.00</b>	<b>\$35,398.00</b>	<b>\$7,465.50</b>	<b>\$111,091.90</b>	<b>\$13,872.00</b>	<b>\$11,505.50</b>	<b>\$427,426.31</b>
<b>15 CIRCUIT</b>									
HARRISON	\$100,880.50	\$26,208.50	\$535.00	\$31,292.50	\$6,670.50	\$89,287.50	\$25,519.00	\$4,390.00	\$284,783.50
<b>TOTAL</b>	<b>\$100,880.50</b>	<b>\$26,208.50</b>	<b>\$535.00</b>	<b>\$31,292.50</b>	<b>\$6,670.50</b>	<b>\$89,287.50</b>	<b>\$25,519.00</b>	<b>\$4,390.00</b>	<b>\$284,783.50</b>
<b>16 CIRCUIT</b>									
MARION	\$249,597.00	\$143,974.00	\$31,177.50	\$107,474.00	\$40,222.50	\$196,212.50	\$32,989.00	\$13,432.00	\$815,078.50
<b>TOTAL</b>	<b>\$249,597.00</b>	<b>\$143,974.00</b>	<b>\$31,177.50</b>	<b>\$107,474.00</b>	<b>\$40,222.50</b>	<b>\$196,212.50</b>	<b>\$32,989.00</b>	<b>\$13,432.00</b>	<b>\$815,078.50</b>

**WEST VIRGINIA PUBLIC DEFENDER SERVICES  
 APPOINTED COUNSEL FEES PAID BY CASE TYPE  
 FISCAL YEAR 2003**

<b>CIRCUIT</b>	<b>FELONY</b>	<b>MISD</b>	<b>MENTAL HYGIENE</b>	<b>JUVENILE</b>	<b>PAROLE PROBAT REV</b>	<b>TERM ABUSE</b>	<b>HABEAS SUP. CT.</b>	<b>OTHER</b>	<b>TOTAL FEE</b>
<b>17 CIRCUIT</b>									
MONONGALIA	\$181,487.20	\$150,229.00	\$24,376.00	\$49,397.50	\$12,337.00	\$128,863.50	\$70,845.50	\$10,461.00	\$627,996.70
<b>TOTAL</b>	<b>\$181,487.20</b>	<b>\$150,229.00</b>	<b>\$24,376.00</b>	<b>\$49,397.50</b>	<b>\$12,337.00</b>	<b>\$128,863.50</b>	<b>\$70,845.50</b>	<b>\$10,461.00</b>	<b>\$627,996.70</b>
<b>18 CIRCUIT</b>									
PRESTON	\$30,914.00	\$4,153.00	\$96.00	\$19,192.50	\$1,420.50	\$126,222.50	\$22,831.00	\$909.00	\$205,738.50
<b>TOTAL</b>	<b>\$30,914.00</b>	<b>\$4,153.00</b>	<b>\$96.00</b>	<b>\$19,192.50</b>	<b>\$1,420.50</b>	<b>\$126,222.50</b>	<b>\$22,831.00</b>	<b>\$909.00</b>	<b>\$205,738.50</b>
<b>19 CIRCUIT</b>									
BARBOUR	\$22,080.00	\$25,545.50	\$3,250.00	\$21,287.00	\$2,881.00	\$80,621.00	\$481.50	\$1,849.50	\$157,995.50
TAYLOR	\$59,847.50	\$37,961.50	\$8,463.00	\$37,189.00	\$5,417.00	\$58,384.50	\$8,264.50	\$6,512.50	\$222,039.50
<b>TOTAL</b>	<b>\$81,927.50</b>	<b>\$63,507.00</b>	<b>\$11,713.00</b>	<b>\$58,476.00</b>	<b>\$8,298.00</b>	<b>\$139,005.50</b>	<b>\$8,746.00</b>	<b>\$8,362.00</b>	<b>\$380,035.00</b>
<b>20 CIRCUIT</b>									
RANDOLPH	\$74,176.50	\$65,930.00	\$7,722.50	\$42,557.50	\$3,110.00	\$65,641.00	\$6,122.50	\$3,656.00	\$268,916.00
<b>TOTAL</b>	<b>\$74,176.50</b>	<b>\$65,930.00</b>	<b>\$7,722.50</b>	<b>\$42,557.50</b>	<b>\$3,110.00</b>	<b>\$65,641.00</b>	<b>\$6,122.50</b>	<b>\$3,656.00</b>	<b>\$268,916.00</b>
<b>21 CIRCUIT</b>									
GRANT	\$31,994.00	\$16,616.50	\$1,076.00	\$5,343.00	\$4,544.50	\$23,066.00	\$2,739.50	\$4,136.00	\$89,515.50
MINERAL	\$86,446.00	\$55,136.50	\$1,764.50	\$48,389.50	\$3,817.50	\$109,579.50	\$8,700.00	\$3,386.00	\$317,219.50
TUCKER	\$12,498.00	\$2,450.00	\$602.00	\$901.00	\$796.00	\$5,430.00	\$0.00	\$1,871.50	\$24,548.50
<b>TOTAL</b>	<b>\$130,938.00</b>	<b>\$74,203.00</b>	<b>\$3,442.50</b>	<b>\$54,633.50</b>	<b>\$9,158.00</b>	<b>\$138,075.50</b>	<b>\$11,439.50</b>	<b>\$9,393.50</b>	<b>\$431,283.50</b>
<b>22 CIRCUIT</b>									
HAMPSHIRE	\$47,266.50	\$35,307.50	\$1,098.00	\$18,043.50	\$4,602.50	\$84,669.50	\$4,982.50	\$2,786.50	\$198,756.50
HARDY	\$41,514.00	\$39,257.00	\$2,328.50	\$13,418.50	\$4,318.00	\$25,666.00	\$0.00	\$1,289.50	\$127,791.50
PENDLETON	\$21,445.50	\$8,920.00	\$808.50	\$14,263.00	\$656.00	\$13,177.00	\$7,049.00	\$1,966.00	\$68,285.00
<b>TOTAL</b>	<b>\$110,226.00</b>	<b>\$83,484.50</b>	<b>\$4,235.00</b>	<b>\$45,725.00</b>	<b>\$9,576.50</b>	<b>\$123,512.50</b>	<b>\$12,031.50</b>	<b>\$6,042.00</b>	<b>\$394,833.00</b>
<b>23 CIRCUIT</b>									
BERKELEY	\$110,484.50	\$18,882.50	\$2,929.00	\$14,564.50	\$3,583.00	\$129,117.50	\$46,193.50	\$1,851.50	\$327,606.00
JEFFERSON	\$36,671.50	\$12,470.00	\$631.00	\$6,280.00	\$6,029.00	\$60,418.50	\$31,699.00	\$1,222.50	\$155,421.50
MORGAN	\$33,810.00	\$1,075.50	\$415.00	\$5,455.50	\$81.00	\$33,586.00	\$5,215.00	\$174.50	\$79,812.50
<b>TOTAL</b>	<b>\$180,966.00</b>	<b>\$32,428.00</b>	<b>\$3,975.00</b>	<b>\$26,300.00</b>	<b>\$9,693.00</b>	<b>\$223,122.00</b>	<b>\$83,107.50</b>	<b>\$3,248.50</b>	<b>\$562,840.00</b>
<b>24 CIRCUIT</b>									
WAYNE	\$66,267.00	\$20,961.50	\$7,465.00	\$16,328.50	\$12,741.50	\$90,315.50	\$2,409.50	\$2,950.50	\$219,439.00
<b>TOTAL</b>	<b>\$66,267.00</b>	<b>\$20,961.50</b>	<b>\$7,465.00</b>	<b>\$16,328.50</b>	<b>\$12,741.50</b>	<b>\$90,315.50</b>	<b>\$2,409.50</b>	<b>\$2,950.50</b>	<b>\$219,439.00</b>

**WEST VIRGINIA PUBLIC DEFENDER SERVICES  
 APPOINTED COUNSEL FEES PAID BY CASE TYPE  
 FISCAL YEAR 2003**

<b>CIRCUIT</b>	<b>FELONY</b>	<b>MISD</b>	<b>MENTAL HYGIENE</b>	<b>JUVENILE</b>	<b>PAROLE PROBAT REV</b>	<b>TERM ABUSE</b>	<b>HABEAS SUP. CT.</b>	<b>OTHER</b>	<b>TOTAL FEE</b>
<b>25 CIRCUIT</b>									
BOONE	\$110,761.00	\$16,406.50	\$1,219.50	\$45,532.50	\$5,433.00	\$77,260.00	\$0.00	\$2,527.50	\$259,140.00
LINCOLN	\$61,157.00	\$18,618.00	\$7,536.00	\$29,758.50	\$3,759.00	\$31,253.50	\$9,997.50	\$10,890.00	\$172,969.50
<b>TOTAL</b>	<b>\$171,918.00</b>	<b>\$35,024.50</b>	<b>\$8,755.50</b>	<b>\$75,291.00</b>	<b>\$9,192.00</b>	<b>\$108,513.50</b>	<b>\$9,997.50</b>	<b>\$13,417.50</b>	<b>\$432,109.50</b>
<b>26 CIRCUIT</b>									
LEWIS	\$40,045.00	\$18,315.00	\$60,951.50	\$19,388.50	\$12,796.00	\$62,080.00	\$13,922.50	\$4,736.00	\$232,234.50
UPSHUR	\$61,811.00	\$31,624.50	\$3,605.50	\$39,192.00	\$17,700.50	\$64,296.50	\$4,059.50	\$5,670.00	\$227,959.50
<b>TOTAL</b>	<b>\$101,856.00</b>	<b>\$49,939.50</b>	<b>\$64,557.00</b>	<b>\$58,580.50</b>	<b>\$30,496.50</b>	<b>\$126,376.50</b>	<b>\$17,982.00</b>	<b>\$10,406.00</b>	<b>\$460,194.00</b>
<b>27 CIRCUIT</b>									
WYOMING	\$123,305.50	\$144,988.00	\$1,174.50	\$23,394.00	\$0.00	\$38,268.00	\$0.00	\$1,913.50	\$333,043.50
<b>TOTAL</b>	<b>\$123,305.50</b>	<b>\$144,988.00</b>	<b>\$1,174.50</b>	<b>\$23,394.00</b>	<b>\$0.00</b>	<b>\$38,268.00</b>	<b>\$0.00</b>	<b>\$1,913.50</b>	<b>\$333,043.50</b>
<b>28 CIRCUIT</b>									
NICHOLAS	\$18,637.50	\$9,027.00	\$446.00	\$11,321.00	\$704.00	\$87,704.50	\$7,361.50	\$281.00	\$135,482.50
<b>TOTAL</b>	<b>\$18,637.50</b>	<b>\$9,027.00</b>	<b>\$446.00</b>	<b>\$11,321.00</b>	<b>\$704.00</b>	<b>\$87,704.50</b>	<b>\$7,361.50</b>	<b>\$281.00</b>	<b>\$135,482.50</b>
<b>29 CIRCUIT</b>									
PUTNAM	\$143,453.00	\$94,726.00	\$17,010.50	\$71,181.00	\$7,870.50	\$75,671.50	\$7,757.50	\$7,332.50	\$425,002.50
<b>TOTAL</b>	<b>\$143,453.00</b>	<b>\$94,726.00</b>	<b>\$17,010.50</b>	<b>\$71,181.00</b>	<b>\$7,870.50</b>	<b>\$75,671.50</b>	<b>\$7,757.50</b>	<b>\$7,332.50</b>	<b>\$425,002.50</b>
<b>30 CIRCUIT</b>									
MINGO	\$61,877.00	\$22,870.50	\$2,267.00	\$16,349.50	\$1,675.00	\$117,638.50	\$29,936.50	\$1,683.50	\$254,297.50
<b>TOTAL</b>	<b>\$61,877.00</b>	<b>\$22,870.50</b>	<b>\$2,267.00</b>	<b>\$16,349.50</b>	<b>\$1,675.00</b>	<b>\$117,638.50</b>	<b>\$29,936.50</b>	<b>\$1,683.50</b>	<b>\$254,297.50</b>
<b>31 CIRCUIT</b>									
MONROE	\$25,303.50	\$14,796.50	\$385.00	\$5,468.00	\$0.00	\$14,197.00	\$0.00	\$0.00	\$60,150.00
SUMMERS	\$54,959.50	\$13,333.00	\$939.50	\$13,558.50	\$3,307.00	\$6,101.50	\$10,895.00	\$225.00	\$103,319.00
<b>TOTAL</b>	<b>\$80,263.00</b>	<b>\$28,129.50</b>	<b>\$1,324.50</b>	<b>\$19,026.50</b>	<b>\$3,307.00</b>	<b>\$20,298.50</b>	<b>\$10,895.00</b>	<b>\$225.00</b>	<b>\$163,469.00</b>
<b>STATE TOTAL</b>	<b>\$3,889,082.20</b>	<b>\$2,355,546.78</b>	<b>\$470,244.50</b>	<b>\$1,286,570.00</b>	<b>\$248,888.00</b>	<b>\$3,644,022.36</b>	<b>\$612,375.79</b>	<b>\$205,448.50</b>	<b>\$12,712,178.13</b>

**APPOINTED COUNSEL EXPENSES PAID  
BY CASE TYPE**

## APPOINTED COUNSEL EXPENSES PAID IN FY 2003 INCLUDING DIRECT EXPENSES PAID

<b>Felony</b>	\$797,208.52
<b>Misdemeanor</b>	\$213,545.12
<b>Supreme Court/Habeas</b>	\$76,049.62
<b>Juvenile</b>	\$65,976.23
<b>Abuse &amp; Neglect/Term.</b>	\$218,282.68
<b>Mental Hygiene</b>	\$8,798.16
<b>Other</b>	\$29,279.30

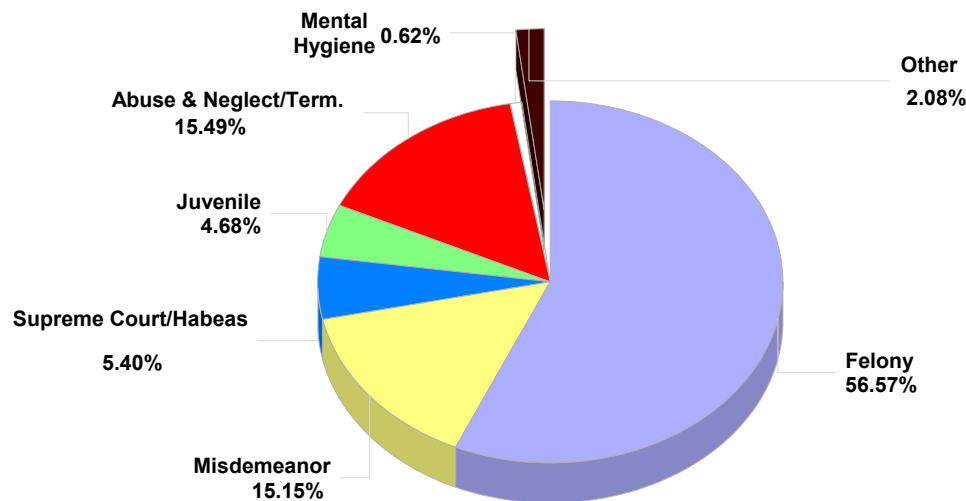
Parole/Probation Rev., Mag. Ct. Appeal,  
 Mandamus/Prohibition, Extradition,  
 Contempt, Fugitive, Other

---

<b>TOTAL EXPENSES PAID</b>	<b>\$1,409,139.63</b>
----------------------------	-----------------------

---

## APPOINTED COUNSEL EXPENSES PAID FY 2003\* BY CASE TYPE



\*Note: Due to rounding may not equal 100%.

**WEST VIRGINIA PUBLIC DEFENDER SERVICES  
 APPOINTED COUNSEL EXPENSES PAID BY CASE TYPE  
 FISCAL YEAR 2003**

<b>CIRCUIT</b>	<b>FELONY</b>	<b>MISD</b>	<b>MENTAL HYGIENE</b>	<b>JUVENILE</b>	<b>PAROLE PROBAT REV</b>	<b>TERM ABUSE</b>	<b>HABEAS SUP. CT.</b>	<b>OTHER</b>	<b>TOTAL EXPENSES</b>
01 CIRCUIT	\$37,012.65	\$1,800.52	\$901.46	\$585.20	\$149.85	\$19,898.89	\$2,245.42	\$203.96	\$62,797.95
02 CIRCUIT	\$1,319.08	\$133.48	\$695.66	\$61.18	\$158.54	\$2,438.20	\$0.00	\$36.15	\$4,842.29
03 CIRCUIT	\$23,213.70	\$9,613.05	\$51.84	\$2,492.66	\$251.39	\$4,292.08	\$969.45	\$363.68	\$41,247.85
04 CIRCUIT	\$159,476.70	\$99,813.27	\$1,920.45	\$10,708.89	\$5,862.30	\$42,878.14	\$20,592.04	\$3,290.19	\$344,541.98
05 CIRCUIT	\$23,620.43	\$3,244.88	\$104.07	\$720.51	\$105.03	\$3,449.01	\$1,320.49	\$156.62	\$32,721.04
06 CIRCUIT	\$30,169.49	\$459.38	\$0.00	\$2,147.11	\$17.88	\$5,135.99	\$2,531.53	\$151.31	\$40,612.69
07 CIRCUIT	\$9,924.34	\$1,801.33	\$0.00	\$478.03	\$308.15	\$1,128.73	\$475.31	\$31.61	\$14,147.50
08 CIRCUIT	\$24,145.47	\$49.02	\$0.00	\$11.96	\$0.00	\$737.42	\$31.03	\$0.00	\$24,974.90
09 CIRCUIT	\$28,482.59	\$1,756.69	\$7.44	\$1,593.94	\$183.45	\$12,633.05	\$915.63	\$80.28	\$45,653.07
10 CIRCUIT	\$1,349.28	\$565.08	\$0.00	\$128.06	\$51.70	\$2,142.27	\$319.28	\$0.00	\$4,555.67
11 CIRCUIT	\$4,731.60	\$1,762.76	\$20.70	\$11.53	\$32.85	\$4,818.92	\$189.80	\$614.48	\$12,182.64
12 CIRCUIT	\$971.08	\$173.26	\$0.00	\$56.66	\$22.40	\$806.37	\$1,783.60	\$152.45	\$3,965.82
13 CIRCUIT	\$28,897.26	\$1,907.49	\$932.90	\$2,807.78	\$1,589.05	\$5,411.98	\$2,699.66	\$189.97	\$44,436.09
14 CIRCUIT	\$22,780.11	\$8,885.42	\$67.94	\$2,330.92	\$203.86	\$9,208.47	\$1,424.66	\$1,526.24	\$46,427.62
15 CIRCUIT	\$13,715.48	\$457.94	\$16.44	\$1,616.99	\$85.69	\$3,270.45	\$3,784.60	\$71.76	\$23,019.35
16 CIRCUIT	\$36,140.78	\$3,591.64	\$18.67	\$3,150.24	\$1,043.50	\$4,365.29	\$2,026.23	\$501.68	\$50,838.03
17 CIRCUIT	\$34,847.88	\$3,510.46	\$254.34	\$1,173.19	\$264.95	\$5,667.83	\$6,920.64	\$99.42	\$52,738.71
18 CIRCUIT	\$3,228.60	\$353.97	\$0.00	\$942.15	\$94.40	\$10,876.66	\$5,781.30	\$182.55	\$21,459.63
19 CIRCUIT	\$12,999.36	\$532.86	\$420.71	\$151.33	\$0.00	\$1,557.11	\$718.28	\$31.21	\$16,410.86
20 CIRCUIT	\$7,407.71	\$1,799.59	\$2.92	\$1,064.20	\$133.79	\$3,332.65	\$300.75	\$112.19	\$14,153.80
21 CIRCUIT	\$42,825.89	\$6,598.29	\$21.85	\$2,308.47	\$970.33	\$5,648.10	\$2,900.99	\$1,434.60	\$62,708.52
22 CIRCUIT	\$15,435.36	\$7,703.52	\$29.84	\$9,184.11	\$267.19	\$17,717.74	\$776.40	\$111.75	\$51,225.91
23 CIRCUIT	\$96,804.71	\$1,316.59	\$195.18	\$7,153.48	\$533.54	\$14,305.43	\$11,502.61	\$145.56	\$131,957.10
24 CIRCUIT	\$15,850.06	\$1,188.44	\$283.56	\$2,683.42	\$597.10	\$7,042.66	\$126.07	\$186.48	\$27,957.79
25 CIRCUIT	\$26,540.50	\$637.81	\$284.15	\$4,975.47	\$373.02	\$4,281.12	\$204.18	\$1,204.28	\$38,500.53
26 CIRCUIT	\$11,172.63	\$3,260.98	\$1,919.32	\$2,428.98	\$2,911.97	\$3,398.85	\$1,045.44	\$566.15	\$26,704.32
27 CIRCUIT	\$34,563.18	\$41,218.13	\$15.70	\$1,910.80	\$0.00	\$11,391.12	\$0.00	\$483.08	\$89,582.01
28 CIRCUIT	\$2,183.28	\$287.98	\$0.00	\$260.52	\$34.95	\$3,236.60	\$387.88	\$0.00	\$6,391.21
29 CIRCUIT	\$27,859.42	\$3,310.19	\$562.43	\$1,501.73	\$241.89	\$1,200.57	\$1,206.73	\$114.42	\$35,997.38
30 CIRCUIT	\$4,358.39	\$812.00	\$39.20	\$357.12	\$21.08	\$3,781.85	\$2,090.58	\$235.53	\$11,695.75
31 CIRCUIT	\$15,181.51	\$4,999.10	\$31.39	\$979.60	\$424.20	\$2,229.13	\$779.04	\$67.65	\$24,691.62
<b>STATE TOTAL</b>	<b>\$797,208.52</b>	<b>\$213,545.12</b>	<b>\$8,798.16</b>	<b>\$65,976.23</b>	<b>\$16,934.05</b>	<b>\$218,282.68</b>	<b>\$76,049.62</b>	<b>\$12,345.25</b>	<b>\$1,409,139.63</b>

**WEST VIRGINIA PUBLIC DEFENDER SERVICES  
 APPOINTED COUNSEL EXPENSES PAID BY CASE TYPE  
 FISCAL YEAR 2003**

<b>CIRCUIT</b>	<b>FELONY</b>	<b>MISD</b>	<b>MENTAL HYGIENE</b>	<b>JUVENILE</b>	<b>PAROLE PROBAT REV</b>	<b>TERM ABUSE</b>	<b>HABEAS SUP. CT.</b>	<b>OTHER</b>	<b>TOTAL EXPENSES</b>
<b>01 CIRCUIT</b>									
BROOKE	\$1,336.73	\$267.25	\$572.35	\$191.81	\$0.00	\$1,012.23	\$532.17	\$106.61	\$4,019.15
HANCOCK	\$11,748.79	\$1,189.55	\$326.71	\$108.98	\$124.90	\$1,137.94	\$94.09	\$0.00	\$14,730.96
OHIO	\$23,927.13	\$343.72	\$2.40	\$284.41	\$24.95	\$17,748.72	\$1,619.16	\$97.35	\$44,047.84
<b>TOTAL</b>	<b>\$37,012.65</b>	<b>\$1,800.52</b>	<b>\$901.46</b>	<b>\$585.20</b>	<b>\$149.85</b>	<b>\$19,898.89</b>	<b>\$2,245.42</b>	<b>\$203.96</b>	<b>\$62,797.95</b>
<b>02 CIRCUIT</b>									
MARSHALL	\$141.56	\$62.63	\$41.18	\$13.36	\$57.04	\$1,614.72	\$0.00	\$36.15	\$1,966.64
TYLER	\$1,115.60	\$29.51	\$79.82	\$0.00	\$0.00	\$494.03	\$0.00	\$0.00	\$1,718.96
WETZEL	\$61.92	\$41.34	\$574.66	\$47.82	\$101.50	\$329.45	\$0.00	\$0.00	\$1,156.69
<b>TOTAL</b>	<b>\$1,319.08</b>	<b>\$133.48</b>	<b>\$695.66</b>	<b>\$61.18</b>	<b>\$158.54</b>	<b>\$2,438.20</b>	<b>\$0.00</b>	<b>\$36.15</b>	<b>\$4,842.29</b>
<b>03 CIRCUIT</b>									
DODDRIDGE	\$9,157.58	\$3,765.52	\$23.36	\$500.65	\$49.02	\$1,435.17	\$251.24	\$243.97	\$15,426.51
PLEASANTS	\$8,065.03	\$1,555.60	\$27.74	\$15.35	\$202.37	\$834.00	\$718.21	\$104.60	\$11,522.90
RITCHIE	\$5,991.09	\$4,291.93	\$0.74	\$1,976.66	\$0.00	\$2,022.91	\$0.00	\$15.11	\$14,298.44
<b>TOTAL</b>	<b>\$23,213.70</b>	<b>\$9,613.05</b>	<b>\$51.84</b>	<b>\$2,492.66</b>	<b>\$251.39</b>	<b>\$4,292.08</b>	<b>\$969.45</b>	<b>\$363.68</b>	<b>\$41,247.85</b>
<b>04 CIRCUIT</b>									
WIRT	\$1,490.80	\$1,862.93	\$0.00	\$737.24	\$31.70	\$789.54	\$4,499.04	\$235.03	\$9,646.28
WOOD	\$157,985.90	\$97,950.34	\$1,920.45	\$9,971.65	\$5,830.60	\$42,088.60	\$16,093.00	\$3,055.16	\$334,895.70
<b>TOTAL</b>	<b>\$159,476.70</b>	<b>\$99,813.27</b>	<b>\$1,920.45</b>	<b>\$10,708.89</b>	<b>\$5,862.30</b>	<b>\$42,878.14</b>	<b>\$20,592.04</b>	<b>\$3,290.19</b>	<b>\$344,541.98</b>
<b>05 CIRCUIT</b>									
CALHOUN	\$267.63	\$19.32	\$40.60	\$0.00	\$0.00	\$263.10	\$0.00	\$45.88	\$636.53
JACKSON	\$1,898.73	\$836.29	\$16.64	\$158.30	\$68.03	\$976.67	\$1,316.19	\$93.52	\$5,364.37
MASON	\$18,251.72	\$1,417.72	\$37.46	\$538.29	\$37.00	\$483.02	\$4.30	\$17.22	\$20,786.73
ROANE	\$3,202.35	\$971.55	\$9.37	\$23.92	\$0.00	\$1,726.22	\$0.00	\$0.00	\$5,933.41
<b>TOTAL</b>	<b>\$23,620.43</b>	<b>\$3,244.88</b>	<b>\$104.07</b>	<b>\$720.51</b>	<b>\$105.03</b>	<b>\$3,449.01</b>	<b>\$1,320.49</b>	<b>\$156.62</b>	<b>\$32,721.04</b>
<b>06 CIRCUIT</b>									
CABELL	\$30,169.49	\$459.38	\$0.00	\$2,147.11	\$17.88	\$5,135.99	\$2,531.53	\$151.31	\$40,612.69
<b>TOTAL</b>	<b>\$30,169.49</b>	<b>\$459.38</b>	<b>\$0.00</b>	<b>\$2,147.11</b>	<b>\$17.88</b>	<b>\$5,135.99</b>	<b>\$2,531.53</b>	<b>\$151.31</b>	<b>\$40,612.69</b>
<b>07 CIRCUIT</b>									
LOGAN	\$9,924.34	\$1,801.33	\$0.00	\$478.03	\$308.15	\$1,128.73	\$475.31	\$31.61	\$14,147.50
<b>TOTAL</b>	<b>\$9,924.34</b>	<b>\$1,801.33</b>	<b>\$0.00</b>	<b>\$478.03</b>	<b>\$308.15</b>	<b>\$1,128.73</b>	<b>\$475.31</b>	<b>\$31.61</b>	<b>\$14,147.50</b>

**WEST VIRGINIA PUBLIC DEFENDER SERVICES  
 APPOINTED COUNSEL EXPENSES PAID BY CASE TYPE  
 FISCAL YEAR 2003**

<b>CIRCUIT</b>	<b>FELONY</b>	<b>MISD</b>	<b>MENTAL HYGIENE</b>	<b>JUVENILE</b>	<b>PAROLE PROBAT REV</b>	<b>TERM ABUSE</b>	<b>HABEAS SUP. CT.</b>	<b>OTHER</b>	<b>TOTAL EXPENSES</b>
<b>08 CIRCUIT</b>									
MCDOWELL	\$24,145.47	\$49.02	\$0.00	\$11.96	\$0.00	\$737.42	\$31.03	\$0.00	\$24,974.90
<b>TOTAL</b>	<b>\$24,145.47</b>	<b>\$49.02</b>	<b>\$0.00</b>	<b>\$11.96</b>	<b>\$0.00</b>	<b>\$737.42</b>	<b>\$31.03</b>	<b>\$0.00</b>	<b>\$24,974.90</b>
<b>09 CIRCUIT</b>									
MERCER	\$28,482.59	\$1,756.69	\$7.44	\$1,593.94	\$183.45	\$12,633.05	\$915.63	\$80.28	\$45,653.07
<b>TOTAL</b>	<b>\$28,482.59</b>	<b>\$1,756.69</b>	<b>\$7.44</b>	<b>\$1,593.94</b>	<b>\$183.45</b>	<b>\$12,633.05</b>	<b>\$915.63</b>	<b>\$80.28</b>	<b>\$45,653.07</b>
<b>10 CIRCUIT</b>									
RALEIGH	\$1,349.28	\$565.08	\$0.00	\$128.06	\$51.70	\$2,142.27	\$319.28	\$0.00	\$4,555.67
<b>TOTAL</b>	<b>\$1,349.28</b>	<b>\$565.08</b>	<b>\$0.00</b>	<b>\$128.06</b>	<b>\$51.70</b>	<b>\$2,142.27</b>	<b>\$319.28</b>	<b>\$0.00</b>	<b>\$4,555.67</b>
<b>11 CIRCUIT</b>									
GREENBRIER	\$3,991.80	\$155.21	\$8.70	\$11.53	\$32.85	\$4,043.30	\$0.00	\$141.43	\$8,384.82
POCAHONTAS	\$739.80	\$1,607.55	\$12.00	\$0.00	\$0.00	\$775.62	\$189.80	\$473.05	\$3,797.82
<b>TOTAL</b>	<b>\$4,731.60</b>	<b>\$1,762.76</b>	<b>\$20.70</b>	<b>\$11.53</b>	<b>\$32.85</b>	<b>\$4,818.92</b>	<b>\$189.80</b>	<b>\$614.48</b>	<b>\$12,182.64</b>
<b>12 CIRCUIT</b>									
FAYETTE	\$971.08	\$173.26	\$0.00	\$56.66	\$22.40	\$806.37	\$1,783.60	\$152.45	\$3,965.82
<b>TOTAL</b>	<b>\$971.08</b>	<b>\$173.26</b>	<b>\$0.00</b>	<b>\$56.66</b>	<b>\$22.40</b>	<b>\$806.37</b>	<b>\$1,783.60</b>	<b>\$152.45</b>	<b>\$3,965.82</b>
<b>13 CIRCUIT</b>									
KANAWHA	\$28,897.26	\$1,907.49	\$932.90	\$2,807.78	\$1,589.05	\$5,411.98	\$2,699.66	\$189.97	\$44,436.09
<b>TOTAL</b>	<b>\$28,897.26</b>	<b>\$1,907.49</b>	<b>\$932.90</b>	<b>\$2,807.78</b>	<b>\$1,589.05</b>	<b>\$5,411.98</b>	<b>\$2,699.66</b>	<b>\$189.97</b>	<b>\$44,436.09</b>
<b>14 CIRCUIT</b>									
BRAXTON	\$5,069.50	\$4,432.63	\$21.63	\$525.79	\$133.82	\$3,075.95	\$458.79	\$962.47	\$14,680.58
CLAY	\$4,259.41	\$2,532.96	\$0.00	\$510.96	\$0.00	\$190.90	\$95.24	\$343.64	\$7,933.11
GILMER	\$3,086.12	\$1,054.55	\$0.00	\$993.14	\$9.85	\$3,008.24	\$218.64	\$96.50	\$8,467.04
WEBSTER	\$10,365.08	\$865.28	\$46.31	\$301.03	\$60.19	\$2,933.38	\$651.99	\$123.63	\$15,346.89
<b>TOTAL</b>	<b>\$22,780.11</b>	<b>\$8,885.42</b>	<b>\$67.94</b>	<b>\$2,330.92</b>	<b>\$203.86</b>	<b>\$9,208.47</b>	<b>\$1,424.66</b>	<b>\$1,526.24</b>	<b>\$46,427.62</b>
<b>15 CIRCUIT</b>									
HARRISON	\$13,715.48	\$457.94	\$16.44	\$1,616.99	\$85.69	\$3,270.45	\$3,784.60	\$71.76	\$23,019.35
<b>TOTAL</b>	<b>\$13,715.48</b>	<b>\$457.94</b>	<b>\$16.44</b>	<b>\$1,616.99</b>	<b>\$85.69</b>	<b>\$3,270.45</b>	<b>\$3,784.60</b>	<b>\$71.76</b>	<b>\$23,019.35</b>
<b>16 CIRCUIT</b>									
MARION	\$36,140.78	\$3,591.64	\$18.67	\$3,150.24	\$1,043.50	\$4,365.29	\$2,026.23	\$501.68	\$50,838.03
<b>TOTAL</b>	<b>\$36,140.78</b>	<b>\$3,591.64</b>	<b>\$18.67</b>	<b>\$3,150.24</b>	<b>\$1,043.50</b>	<b>\$4,365.29</b>	<b>\$2,026.23</b>	<b>\$501.68</b>	<b>\$50,838.03</b>

**WEST VIRGINIA PUBLIC DEFENDER SERVICES  
 APPOINTED COUNSEL EXPENSES PAID BY CASE TYPE  
 FISCAL YEAR 2003**

<b>CIRCUIT</b>	<b>FELONY</b>	<b>MISD</b>	<b>MENTAL HYGIENE</b>	<b>JUVENILE</b>	<b>PAROLE PROBAT REV</b>	<b>TERM ABUSE</b>	<b>HABEAS SUP. CT.</b>	<b>OTHER</b>	<b>TOTAL EXPENSES</b>
<b>17 CIRCUIT</b>									
MONONGALIA	\$34,847.88	\$3,510.46	\$254.34	\$1,173.19	\$264.95	\$5,667.83	\$6,920.64	\$99.42	\$52,738.71
<b>TOTAL</b>	<b>\$34,847.88</b>	<b>\$3,510.46</b>	<b>\$254.34</b>	<b>\$1,173.19</b>	<b>\$264.95</b>	<b>\$5,667.83</b>	<b>\$6,920.64</b>	<b>\$99.42</b>	<b>\$52,738.71</b>
<b>18 CIRCUIT</b>									
PRESTON	\$3,228.60	\$353.97	\$0.00	\$942.15	\$94.40	\$10,876.66	\$5,781.30	\$182.55	\$21,459.63
<b>TOTAL</b>	<b>\$3,228.60</b>	<b>\$353.97</b>	<b>\$0.00</b>	<b>\$942.15</b>	<b>\$94.40</b>	<b>\$10,876.66</b>	<b>\$5,781.30</b>	<b>\$182.55</b>	<b>\$21,459.63</b>
<b>19 CIRCUIT</b>									
BARBOUR	\$11,034.96	\$273.68	\$11.60	\$43.52	\$0.00	\$470.72	\$0.00	\$0.00	\$11,834.48
TAYLOR	\$1,964.40	\$259.18	\$409.11	\$107.81	\$0.00	\$1,086.39	\$718.28	\$31.21	\$4,576.38
<b>TOTAL</b>	<b>\$12,999.36</b>	<b>\$532.86</b>	<b>\$420.71</b>	<b>\$151.33</b>	<b>\$0.00</b>	<b>\$1,557.11</b>	<b>\$718.28</b>	<b>\$31.21</b>	<b>\$16,410.86</b>
<b>20 CIRCUIT</b>									
RANDOLPH	\$7,407.71	\$1,799.59	\$2.92	\$1,064.20	\$133.79	\$3,332.65	\$300.75	\$112.19	\$14,153.80
<b>TOTAL</b>	<b>\$7,407.71</b>	<b>\$1,799.59</b>	<b>\$2.92</b>	<b>\$1,064.20</b>	<b>\$133.79</b>	<b>\$3,332.65</b>	<b>\$300.75</b>	<b>\$112.19</b>	<b>\$14,153.80</b>
<b>21 CIRCUIT</b>									
GRANT	\$2,548.70	\$299.80	\$0.00	\$737.68	\$420.72	\$2,730.92	\$128.40	\$1,364.10	\$8,230.32
MINERAL	\$37,742.27	\$6,161.15	\$3.60	\$1,488.35	\$510.92	\$2,462.55	\$2,772.59	\$70.50	\$51,211.93
TUCKER	\$2,534.92	\$137.34	\$18.25	\$82.44	\$38.69	\$454.63	\$0.00	\$0.00	\$3,266.27
<b>TOTAL</b>	<b>\$42,825.89</b>	<b>\$6,598.29</b>	<b>\$21.85</b>	<b>\$2,308.47</b>	<b>\$970.33</b>	<b>\$5,648.10</b>	<b>\$2,900.99</b>	<b>\$1,434.60</b>	<b>\$62,708.52</b>
<b>22 CIRCUIT</b>									
HAMPSHIRE	\$4,382.59	\$1,140.69	\$6.48	\$3,059.85	\$85.41	\$9,043.86	\$292.10	\$40.82	\$18,051.80
HARDY	\$6,208.96	\$6,148.92	\$0.00	\$2,725.30	\$142.73	\$5,976.58	\$0.00	\$33.82	\$21,236.31
PENDLETON	\$4,843.81	\$413.91	\$23.36	\$3,398.96	\$39.05	\$2,697.30	\$484.30	\$37.11	\$11,937.80
<b>TOTAL</b>	<b>\$15,435.36</b>	<b>\$7,703.52</b>	<b>\$29.84</b>	<b>\$9,184.11</b>	<b>\$267.19</b>	<b>\$17,717.74</b>	<b>\$776.40</b>	<b>\$111.75</b>	<b>\$51,225.91</b>
<b>23 CIRCUIT</b>									
BERKELEY	\$62,147.15	\$626.97	\$143.00	\$2,065.04	\$144.08	\$2,664.77	\$1,413.75	\$76.52	\$69,281.28
JEFFERSON	\$7,991.54	\$671.56	\$26.58	\$1,807.81	\$389.46	\$9,718.11	\$9,704.03	\$69.04	\$30,378.13
MORGAN	\$26,666.02	\$18.06	\$25.60	\$3,280.63	\$0.00	\$1,922.55	\$384.83	\$0.00	\$32,297.69
<b>TOTAL</b>	<b>\$96,804.71</b>	<b>\$1,316.59</b>	<b>\$195.18</b>	<b>\$7,153.48</b>	<b>\$533.54</b>	<b>\$14,305.43</b>	<b>\$11,502.61</b>	<b>\$145.56</b>	<b>\$131,957.10</b>
<b>24 CIRCUIT</b>									
WAYNE	\$15,850.06	\$1,188.44	\$283.56	\$2,683.42	\$597.10	\$7,042.66	\$126.07	\$186.48	\$27,957.79
<b>TOTAL</b>	<b>\$15,850.06</b>	<b>\$1,188.44</b>	<b>\$283.56</b>	<b>\$2,683.42</b>	<b>\$597.10</b>	<b>\$7,042.66</b>	<b>\$126.07</b>	<b>\$186.48</b>	<b>\$27,957.79</b>

**WEST VIRGINIA PUBLIC DEFENDER SERVICES  
 APPOINTED COUNSEL EXPENSES PAID BY CASE TYPE  
 FISCAL YEAR 2003**

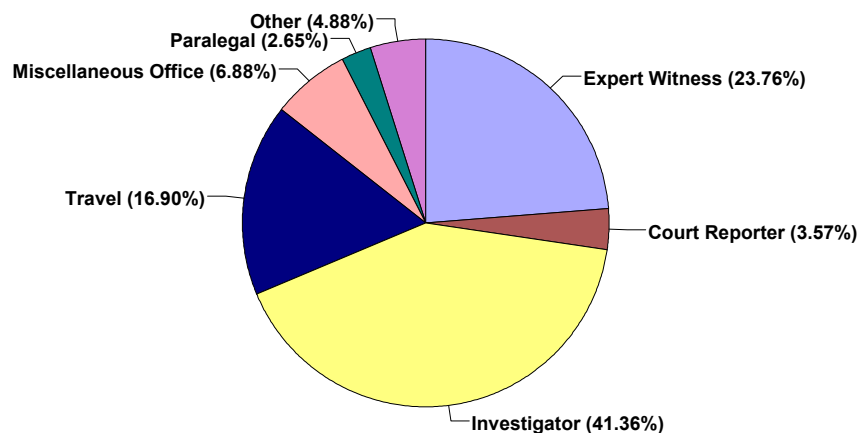
<b>CIRCUIT</b>	<b>FELONY</b>	<b>MISD</b>	<b>MENTAL HYGIENE</b>	<b>JUVENILE</b>	<b>PAROLE PROBAT REV</b>	<b>TERM ABUSE</b>	<b>HABEAS SUP. CT.</b>	<b>OTHER</b>	<b>TOTAL EXPENSES</b>
<b>25 CIRCUIT</b>									
BOONE	\$17,414.38	\$64.53	\$19.85	\$3,530.61	\$96.20	\$2,609.48	\$0.00	\$42.52	\$23,777.57
LINCOLN	\$9,126.12	\$573.28	\$264.30	\$1,444.86	\$276.82	\$1,671.64	\$204.18	\$1,161.76	\$14,722.96
<b>TOTAL</b>	<b>\$26,540.50</b>	<b>\$637.81</b>	<b>\$284.15</b>	<b>\$4,975.47</b>	<b>\$373.02</b>	<b>\$4,281.12</b>	<b>\$204.18</b>	<b>\$1,204.28</b>	<b>\$38,500.53</b>
<b>26 CIRCUIT</b>									
LEWIS	\$4,618.23	\$1,020.30	\$1,903.42	\$1,366.99	\$1,070.41	\$2,383.56	\$783.73	\$419.76	\$13,566.40
UPSHUR	\$6,554.40	\$2,240.68	\$15.90	\$1,061.99	\$1,841.56	\$1,015.29	\$261.71	\$146.39	\$13,137.92
<b>TOTAL</b>	<b>\$11,172.63</b>	<b>\$3,260.98</b>	<b>\$1,919.32</b>	<b>\$2,428.98</b>	<b>\$2,911.97</b>	<b>\$3,398.85</b>	<b>\$1,045.44</b>	<b>\$566.15</b>	<b>\$26,704.32</b>
<b>27 CIRCUIT</b>									
WYOMING	\$34,563.18	\$41,218.13	\$15.70	\$1,910.80	\$0.00	\$11,391.12	\$0.00	\$483.08	\$89,582.01
<b>TOTAL</b>	<b>\$34,563.18</b>	<b>\$41,218.13</b>	<b>\$15.70</b>	<b>\$1,910.80</b>	<b>\$0.00</b>	<b>\$11,391.12</b>	<b>\$0.00</b>	<b>\$483.08</b>	<b>\$89,582.01</b>
<b>28 CIRCUIT</b>									
NICHOLAS	\$2,183.28	\$287.98	\$0.00	\$260.52	\$34.95	\$3,236.60	\$387.88	\$0.00	\$6,391.21
<b>TOTAL</b>	<b>\$2,183.28</b>	<b>\$287.98</b>	<b>\$0.00</b>	<b>\$260.52</b>	<b>\$34.95</b>	<b>\$3,236.60</b>	<b>\$387.88</b>	<b>\$0.00</b>	<b>\$6,391.21</b>
<b>29 CIRCUIT</b>									
PUTNAM	\$27,859.42	\$3,310.19	\$562.43	\$1,501.73	\$241.89	\$1,200.57	\$1,206.73	\$114.42	\$35,997.38
<b>TOTAL</b>	<b>\$27,859.42</b>	<b>\$3,310.19</b>	<b>\$562.43</b>	<b>\$1,501.73</b>	<b>\$241.89</b>	<b>\$1,200.57</b>	<b>\$1,206.73</b>	<b>\$114.42</b>	<b>\$35,997.38</b>
<b>30 CIRCUIT</b>									
MINGO	\$4,358.39	\$812.00	\$39.20	\$357.12	\$21.08	\$3,781.85	\$2,090.58	\$235.53	\$11,695.75
<b>TOTAL</b>	<b>\$4,358.39</b>	<b>\$812.00</b>	<b>\$39.20</b>	<b>\$357.12</b>	<b>\$21.08</b>	<b>\$3,781.85</b>	<b>\$2,090.58</b>	<b>\$235.53</b>	<b>\$11,695.75</b>
<b>31 CIRCUIT</b>									
MONROE	\$8,749.07	\$2,357.39	\$31.39	\$406.86	\$0.00	\$1,720.02	\$0.00	\$0.00	\$13,264.73
SUMMERS	\$6,432.44	\$2,641.71	\$0.00	\$572.74	\$424.20	\$509.11	\$779.04	\$67.65	\$11,426.89
<b>TOTAL</b>	<b>\$15,181.51</b>	<b>\$4,999.10</b>	<b>\$31.39</b>	<b>\$979.60</b>	<b>\$424.20</b>	<b>\$2,229.13</b>	<b>\$779.04</b>	<b>\$67.65</b>	<b>\$24,691.62</b>
<b>STATE TOTAL</b>	<b>\$797,208.52</b>	<b>\$213,545.12</b>	<b>\$8,798.16</b>	<b>\$65,976.23</b>	<b>\$16,934.05</b>	<b>\$218,282.68</b>	<b>\$76,049.62</b>	<b>\$12,345.25</b>	<b>\$1,409,139.63</b>

**APPOINTED COUNSEL EXPENSES  
BY CATEGORY**

## Appointed Counsel Expenses by Category for FY 2003

Expert Witness	\$334,743.99
Court Reporter	\$50,369.82
Investigator	\$582,859.10
Travel	\$238,191.87
Miscellaneous Office	\$96,892.72
Paralegal	\$37,324.37
Other	\$68,757.76
<b>Total Expenses</b>	<b>\$1,409,139.63</b>

### APPOINTED COUNSEL EXPENSES BY CATEGORY FOR FY 2003



**WEST VIRGINIA PUBLIC DEFENDER SERVICES  
 APPOINTED COUNSEL EXPENSES PAID BY CASE TYPE  
 FISCAL YEAR 2003**

<b>CIRCUIT</b>	<b>FELONY</b>	<b>MISD</b>	<b>MENTAL HYGIENE</b>	<b>JUVENILE</b>	<b>PAROLE PROBAT REV</b>	<b>TERM ABUSE</b>	<b>HABEAS SUP. CT.</b>	<b>OTHER</b>	<b>TOTAL EXPENSES</b>
01 CIRCUIT	\$37,012.65	\$1,800.52	\$901.46	\$585.20	\$149.85	\$19,898.89	\$2,245.42	\$203.96	\$62,797.95
02 CIRCUIT	\$1,319.08	\$133.48	\$695.66	\$61.18	\$158.54	\$2,438.20	\$0.00	\$36.15	\$4,842.29
03 CIRCUIT	\$23,213.70	\$9,613.05	\$51.84	\$2,492.66	\$251.39	\$4,292.08	\$969.45	\$363.68	\$41,247.85
04 CIRCUIT	\$159,476.70	\$99,813.27	\$1,920.45	\$10,708.89	\$5,862.30	\$42,878.14	\$20,592.04	\$3,290.19	\$344,541.98
05 CIRCUIT	\$23,620.43	\$3,244.88	\$104.07	\$720.51	\$105.03	\$3,449.01	\$1,320.49	\$156.62	\$32,721.04
06 CIRCUIT	\$30,169.49	\$459.38	\$0.00	\$2,147.11	\$17.88	\$5,135.99	\$2,531.53	\$151.31	\$40,612.69
07 CIRCUIT	\$9,924.34	\$1,801.33	\$0.00	\$478.03	\$308.15	\$1,128.73	\$475.31	\$31.61	\$14,147.50
08 CIRCUIT	\$24,145.47	\$49.02	\$0.00	\$11.96	\$0.00	\$737.42	\$31.03	\$0.00	\$24,974.90
09 CIRCUIT	\$28,482.59	\$1,756.69	\$7.44	\$1,593.94	\$183.45	\$12,633.05	\$915.63	\$80.28	\$45,653.07
10 CIRCUIT	\$1,349.28	\$565.08	\$0.00	\$128.06	\$51.70	\$2,142.27	\$319.28	\$0.00	\$4,555.67
11 CIRCUIT	\$4,731.60	\$1,762.76	\$20.70	\$11.53	\$32.85	\$4,818.92	\$189.80	\$614.48	\$12,182.64
12 CIRCUIT	\$971.08	\$173.26	\$0.00	\$56.66	\$22.40	\$806.37	\$1,783.60	\$152.45	\$3,965.82
13 CIRCUIT	\$28,897.26	\$1,907.49	\$932.90	\$2,807.78	\$1,589.05	\$5,411.98	\$2,699.66	\$189.97	\$44,436.09
14 CIRCUIT	\$22,780.11	\$8,885.42	\$67.94	\$2,330.92	\$203.86	\$9,208.47	\$1,424.66	\$1,526.24	\$46,427.62
15 CIRCUIT	\$13,715.48	\$457.94	\$16.44	\$1,616.99	\$85.69	\$3,270.45	\$3,784.60	\$71.76	\$23,019.35
16 CIRCUIT	\$36,140.78	\$3,591.64	\$18.67	\$3,150.24	\$1,043.50	\$4,365.29	\$2,026.23	\$501.68	\$50,838.03
17 CIRCUIT	\$34,847.88	\$3,510.46	\$254.34	\$1,173.19	\$264.95	\$5,667.83	\$6,920.64	\$99.42	\$52,738.71
18 CIRCUIT	\$3,228.60	\$353.97	\$0.00	\$942.15	\$94.40	\$10,876.66	\$5,781.30	\$182.55	\$21,459.63
19 CIRCUIT	\$12,999.36	\$532.86	\$420.71	\$151.33	\$0.00	\$1,557.11	\$718.28	\$31.21	\$16,410.86
20 CIRCUIT	\$7,407.71	\$1,799.59	\$2.92	\$1,064.20	\$133.79	\$3,332.65	\$300.75	\$112.19	\$14,153.80
21 CIRCUIT	\$42,825.89	\$6,598.29	\$21.85	\$2,308.47	\$970.33	\$5,648.10	\$2,900.99	\$1,434.60	\$62,708.52
22 CIRCUIT	\$15,435.36	\$7,703.52	\$29.84	\$9,184.11	\$267.19	\$17,717.74	\$776.40	\$111.75	\$51,225.91
23 CIRCUIT	\$96,804.71	\$1,316.59	\$195.18	\$7,153.48	\$533.54	\$14,305.43	\$11,502.61	\$145.56	\$131,957.10
24 CIRCUIT	\$15,850.06	\$1,188.44	\$283.56	\$2,683.42	\$597.10	\$7,042.66	\$126.07	\$186.48	\$27,957.79
25 CIRCUIT	\$26,540.50	\$637.81	\$284.15	\$4,975.47	\$373.02	\$4,281.12	\$204.18	\$1,204.28	\$38,500.53
26 CIRCUIT	\$11,172.63	\$3,260.98	\$1,919.32	\$2,428.98	\$2,911.97	\$3,398.85	\$1,045.44	\$566.15	\$26,704.32
27 CIRCUIT	\$34,563.18	\$41,218.13	\$15.70	\$1,910.80	\$0.00	\$11,391.12	\$0.00	\$483.08	\$89,582.01
28 CIRCUIT	\$2,183.28	\$287.98	\$0.00	\$260.52	\$34.95	\$3,236.60	\$387.88	\$0.00	\$6,391.21
29 CIRCUIT	\$27,859.42	\$3,310.19	\$562.43	\$1,501.73	\$241.89	\$1,200.57	\$1,206.73	\$114.42	\$35,997.38
30 CIRCUIT	\$4,358.39	\$812.00	\$39.20	\$357.12	\$21.08	\$3,781.85	\$2,090.58	\$235.53	\$11,695.75
31 CIRCUIT	\$15,181.51	\$4,999.10	\$31.39	\$979.60	\$424.20	\$2,229.13	\$779.04	\$67.65	\$24,691.62
<b>STATE TOTAL</b>	<b>\$797,208.52</b>	<b>\$213,545.12</b>	<b>\$8,798.16</b>	<b>\$65,976.23</b>	<b>\$16,934.05</b>	<b>\$218,282.68</b>	<b>\$76,049.62</b>	<b>\$12,345.25</b>	<b>\$1,409,139.63</b>

**WEST VIRGINIA PUBLIC DEFENDER SERVICES  
 APPOINTED COUNSEL EXPENSES PAID BY CASE TYPE  
 FISCAL YEAR 2003**

<b>CIRCUIT</b>	<b>FELONY</b>	<b>MISD</b>	<b>MENTAL HYGIENE</b>	<b>JUVENILE</b>	<b>PAROLE PROBAT REV</b>	<b>TERM ABUSE</b>	<b>HABEAS SUP. CT.</b>	<b>OTHER</b>	<b>TOTAL EXPENSES</b>
<b>01 CIRCUIT</b>									
BROOKE	\$1,336.73	\$267.25	\$572.35	\$191.81	\$0.00	\$1,012.23	\$532.17	\$106.61	\$4,019.15
HANCOCK	\$11,748.79	\$1,189.55	\$326.71	\$108.98	\$124.90	\$1,137.94	\$94.09	\$0.00	\$14,730.96
OHIO	\$23,927.13	\$343.72	\$2.40	\$284.41	\$24.95	\$17,748.72	\$1,619.16	\$97.35	\$44,047.84
<b>TOTAL</b>	<b>\$37,012.65</b>	<b>\$1,800.52</b>	<b>\$901.46</b>	<b>\$585.20</b>	<b>\$149.85</b>	<b>\$19,898.89</b>	<b>\$2,245.42</b>	<b>\$203.96</b>	<b>\$62,797.95</b>
<b>02 CIRCUIT</b>									
MARSHALL	\$141.56	\$62.63	\$41.18	\$13.36	\$57.04	\$1,614.72	\$0.00	\$36.15	\$1,966.64
TYLER	\$1,115.60	\$29.51	\$79.82	\$0.00	\$0.00	\$494.03	\$0.00	\$0.00	\$1,718.96
WETZEL	\$61.92	\$41.34	\$574.66	\$47.82	\$101.50	\$329.45	\$0.00	\$0.00	\$1,156.69
<b>TOTAL</b>	<b>\$1,319.08</b>	<b>\$133.48</b>	<b>\$695.66</b>	<b>\$61.18</b>	<b>\$158.54</b>	<b>\$2,438.20</b>	<b>\$0.00</b>	<b>\$36.15</b>	<b>\$4,842.29</b>
<b>03 CIRCUIT</b>									
DODDRIDGE	\$9,157.58	\$3,765.52	\$23.36	\$500.65	\$49.02	\$1,435.17	\$251.24	\$243.97	\$15,426.51
PLEASANTS	\$8,065.03	\$1,555.60	\$27.74	\$15.35	\$202.37	\$834.00	\$718.21	\$104.60	\$11,522.90
RITCHIE	\$5,991.09	\$4,291.93	\$0.74	\$1,976.66	\$0.00	\$2,022.91	\$0.00	\$15.11	\$14,298.44
<b>TOTAL</b>	<b>\$23,213.70</b>	<b>\$9,613.05</b>	<b>\$51.84</b>	<b>\$2,492.66</b>	<b>\$251.39</b>	<b>\$4,292.08</b>	<b>\$969.45</b>	<b>\$363.68</b>	<b>\$41,247.85</b>
<b>04 CIRCUIT</b>									
WIRT	\$1,490.80	\$1,862.93	\$0.00	\$737.24	\$31.70	\$789.54	\$4,499.04	\$235.03	\$9,646.28
WOOD	\$157,985.90	\$97,950.34	\$1,920.45	\$9,971.65	\$5,830.60	\$42,088.60	\$16,093.00	\$3,055.16	\$334,895.70
<b>TOTAL</b>	<b>\$159,476.70</b>	<b>\$99,813.27</b>	<b>\$1,920.45</b>	<b>\$10,708.89</b>	<b>\$5,862.30</b>	<b>\$42,878.14</b>	<b>\$20,592.04</b>	<b>\$3,290.19</b>	<b>\$344,541.98</b>
<b>05 CIRCUIT</b>									
CALHOUN	\$267.63	\$19.32	\$40.60	\$0.00	\$0.00	\$263.10	\$0.00	\$45.88	\$636.53
JACKSON	\$1,898.73	\$836.29	\$16.64	\$158.30	\$68.03	\$976.67	\$1,316.19	\$93.52	\$5,364.37
MASON	\$18,251.72	\$1,417.72	\$37.46	\$538.29	\$37.00	\$483.02	\$4.30	\$17.22	\$20,786.73
ROANE	\$3,202.35	\$971.55	\$9.37	\$23.92	\$0.00	\$1,726.22	\$0.00	\$0.00	\$5,933.41
<b>TOTAL</b>	<b>\$23,620.43</b>	<b>\$3,244.88</b>	<b>\$104.07</b>	<b>\$720.51</b>	<b>\$105.03</b>	<b>\$3,449.01</b>	<b>\$1,320.49</b>	<b>\$156.62</b>	<b>\$32,721.04</b>
<b>06 CIRCUIT</b>									
CABELL	\$30,169.49	\$459.38	\$0.00	\$2,147.11	\$17.88	\$5,135.99	\$2,531.53	\$151.31	\$40,612.69
<b>TOTAL</b>	<b>\$30,169.49</b>	<b>\$459.38</b>	<b>\$0.00</b>	<b>\$2,147.11</b>	<b>\$17.88</b>	<b>\$5,135.99</b>	<b>\$2,531.53</b>	<b>\$151.31</b>	<b>\$40,612.69</b>
<b>07 CIRCUIT</b>									
LOGAN	\$9,924.34	\$1,801.33	\$0.00	\$478.03	\$308.15	\$1,128.73	\$475.31	\$31.61	\$14,147.50
<b>TOTAL</b>	<b>\$9,924.34</b>	<b>\$1,801.33</b>	<b>\$0.00</b>	<b>\$478.03</b>	<b>\$308.15</b>	<b>\$1,128.73</b>	<b>\$475.31</b>	<b>\$31.61</b>	<b>\$14,147.50</b>

**WEST VIRGINIA PUBLIC DEFENDER SERVICES  
 APPOINTED COUNSEL EXPENSES PAID BY CASE TYPE  
 FISCAL YEAR 2003**

<b>CIRCUIT</b>	<b>FELONY</b>	<b>MISD</b>	<b>MENTAL HYGIENE</b>	<b>JUVENILE</b>	<b>PAROLE PROBAT REV</b>	<b>TERM ABUSE</b>	<b>HABEAS SUP. CT.</b>	<b>OTHER</b>	<b>TOTAL EXPENSES</b>
<b>08 CIRCUIT</b>									
MCDOWELL	\$24,145.47	\$49.02	\$0.00	\$11.96	\$0.00	\$737.42	\$31.03	\$0.00	\$24,974.90
<b>TOTAL</b>	<b>\$24,145.47</b>	<b>\$49.02</b>	<b>\$0.00</b>	<b>\$11.96</b>	<b>\$0.00</b>	<b>\$737.42</b>	<b>\$31.03</b>	<b>\$0.00</b>	<b>\$24,974.90</b>
<b>09 CIRCUIT</b>									
MERCER	\$28,482.59	\$1,756.69	\$7.44	\$1,593.94	\$183.45	\$12,633.05	\$915.63	\$80.28	\$45,653.07
<b>TOTAL</b>	<b>\$28,482.59</b>	<b>\$1,756.69</b>	<b>\$7.44</b>	<b>\$1,593.94</b>	<b>\$183.45</b>	<b>\$12,633.05</b>	<b>\$915.63</b>	<b>\$80.28</b>	<b>\$45,653.07</b>
<b>10 CIRCUIT</b>									
RALEIGH	\$1,349.28	\$565.08	\$0.00	\$128.06	\$51.70	\$2,142.27	\$319.28	\$0.00	\$4,555.67
<b>TOTAL</b>	<b>\$1,349.28</b>	<b>\$565.08</b>	<b>\$0.00</b>	<b>\$128.06</b>	<b>\$51.70</b>	<b>\$2,142.27</b>	<b>\$319.28</b>	<b>\$0.00</b>	<b>\$4,555.67</b>
<b>11 CIRCUIT</b>									
GREENBRIER	\$3,991.80	\$155.21	\$8.70	\$11.53	\$32.85	\$4,043.30	\$0.00	\$141.43	\$8,384.82
POCAHONTAS	\$739.80	\$1,607.55	\$12.00	\$0.00	\$0.00	\$775.62	\$189.80	\$473.05	\$3,797.82
<b>TOTAL</b>	<b>\$4,731.60</b>	<b>\$1,762.76</b>	<b>\$20.70</b>	<b>\$11.53</b>	<b>\$32.85</b>	<b>\$4,818.92</b>	<b>\$189.80</b>	<b>\$614.48</b>	<b>\$12,182.64</b>
<b>12 CIRCUIT</b>									
FAYETTE	\$971.08	\$173.26	\$0.00	\$56.66	\$22.40	\$806.37	\$1,783.60	\$152.45	\$3,965.82
<b>TOTAL</b>	<b>\$971.08</b>	<b>\$173.26</b>	<b>\$0.00</b>	<b>\$56.66</b>	<b>\$22.40</b>	<b>\$806.37</b>	<b>\$1,783.60</b>	<b>\$152.45</b>	<b>\$3,965.82</b>
<b>13 CIRCUIT</b>									
KANAWHA	\$28,897.26	\$1,907.49	\$932.90	\$2,807.78	\$1,589.05	\$5,411.98	\$2,699.66	\$189.97	\$44,436.09
<b>TOTAL</b>	<b>\$28,897.26</b>	<b>\$1,907.49</b>	<b>\$932.90</b>	<b>\$2,807.78</b>	<b>\$1,589.05</b>	<b>\$5,411.98</b>	<b>\$2,699.66</b>	<b>\$189.97</b>	<b>\$44,436.09</b>
<b>14 CIRCUIT</b>									
BRAXTON	\$5,069.50	\$4,432.63	\$21.63	\$525.79	\$133.82	\$3,075.95	\$458.79	\$962.47	\$14,680.58
CLAY	\$4,259.41	\$2,532.96	\$0.00	\$510.96	\$0.00	\$190.90	\$95.24	\$343.64	\$7,933.11
GILMER	\$3,086.12	\$1,054.55	\$0.00	\$993.14	\$9.85	\$3,008.24	\$218.64	\$96.50	\$8,467.04
WEBSTER	\$10,365.08	\$865.28	\$46.31	\$301.03	\$60.19	\$2,933.38	\$651.99	\$123.63	\$15,346.89
<b>TOTAL</b>	<b>\$22,780.11</b>	<b>\$8,885.42</b>	<b>\$67.94</b>	<b>\$2,330.92</b>	<b>\$203.86</b>	<b>\$9,208.47</b>	<b>\$1,424.66</b>	<b>\$1,526.24</b>	<b>\$46,427.62</b>
<b>15 CIRCUIT</b>									
HARRISON	\$13,715.48	\$457.94	\$16.44	\$1,616.99	\$85.69	\$3,270.45	\$3,784.60	\$71.76	\$23,019.35
<b>TOTAL</b>	<b>\$13,715.48</b>	<b>\$457.94</b>	<b>\$16.44</b>	<b>\$1,616.99</b>	<b>\$85.69</b>	<b>\$3,270.45</b>	<b>\$3,784.60</b>	<b>\$71.76</b>	<b>\$23,019.35</b>
<b>16 CIRCUIT</b>									
MARION	\$36,140.78	\$3,591.64	\$18.67	\$3,150.24	\$1,043.50	\$4,365.29	\$2,026.23	\$501.68	\$50,838.03
<b>TOTAL</b>	<b>\$36,140.78</b>	<b>\$3,591.64</b>	<b>\$18.67</b>	<b>\$3,150.24</b>	<b>\$1,043.50</b>	<b>\$4,365.29</b>	<b>\$2,026.23</b>	<b>\$501.68</b>	<b>\$50,838.03</b>

**WEST VIRGINIA PUBLIC DEFENDER SERVICES  
 APPOINTED COUNSEL EXPENSES PAID BY CASE TYPE  
 FISCAL YEAR 2003**

<b>CIRCUIT</b>	<b>FELONY</b>	<b>MISD</b>	<b>MENTAL HYGIENE</b>	<b>JUVENILE</b>	<b>PAROLE PROBAT REV</b>	<b>TERM ABUSE</b>	<b>HABEAS SUP. CT.</b>	<b>OTHER</b>	<b>TOTAL EXPENSES</b>
<b>17 CIRCUIT</b>									
MONONGALIA	\$34,847.88	\$3,510.46	\$254.34	\$1,173.19	\$264.95	\$5,667.83	\$6,920.64	\$99.42	\$52,738.71
<b>TOTAL</b>	<b>\$34,847.88</b>	<b>\$3,510.46</b>	<b>\$254.34</b>	<b>\$1,173.19</b>	<b>\$264.95</b>	<b>\$5,667.83</b>	<b>\$6,920.64</b>	<b>\$99.42</b>	<b>\$52,738.71</b>
<b>18 CIRCUIT</b>									
PRESTON	\$3,228.60	\$353.97	\$0.00	\$942.15	\$94.40	\$10,876.66	\$5,781.30	\$182.55	\$21,459.63
<b>TOTAL</b>	<b>\$3,228.60</b>	<b>\$353.97</b>	<b>\$0.00</b>	<b>\$942.15</b>	<b>\$94.40</b>	<b>\$10,876.66</b>	<b>\$5,781.30</b>	<b>\$182.55</b>	<b>\$21,459.63</b>
<b>19 CIRCUIT</b>									
BARBOUR	\$11,034.96	\$273.68	\$11.60	\$43.52	\$0.00	\$470.72	\$0.00	\$0.00	\$11,834.48
TAYLOR	\$1,964.40	\$259.18	\$409.11	\$107.81	\$0.00	\$1,086.39	\$718.28	\$31.21	\$4,576.38
<b>TOTAL</b>	<b>\$12,999.36</b>	<b>\$532.86</b>	<b>\$420.71</b>	<b>\$151.33</b>	<b>\$0.00</b>	<b>\$1,557.11</b>	<b>\$718.28</b>	<b>\$31.21</b>	<b>\$16,410.86</b>
<b>20 CIRCUIT</b>									
RANDOLPH	\$7,407.71	\$1,799.59	\$2.92	\$1,064.20	\$133.79	\$3,332.65	\$300.75	\$112.19	\$14,153.80
<b>TOTAL</b>	<b>\$7,407.71</b>	<b>\$1,799.59</b>	<b>\$2.92</b>	<b>\$1,064.20</b>	<b>\$133.79</b>	<b>\$3,332.65</b>	<b>\$300.75</b>	<b>\$112.19</b>	<b>\$14,153.80</b>
<b>21 CIRCUIT</b>									
GRANT	\$2,548.70	\$299.80	\$0.00	\$737.68	\$420.72	\$2,730.92	\$128.40	\$1,364.10	\$8,230.32
MINERAL	\$37,742.27	\$6,161.15	\$3.60	\$1,488.35	\$510.92	\$2,462.55	\$2,772.59	\$70.50	\$51,211.93
TUCKER	\$2,534.92	\$137.34	\$18.25	\$82.44	\$38.69	\$454.63	\$0.00	\$0.00	\$3,266.27
<b>TOTAL</b>	<b>\$42,825.89</b>	<b>\$6,598.29</b>	<b>\$21.85</b>	<b>\$2,308.47</b>	<b>\$970.33</b>	<b>\$5,648.10</b>	<b>\$2,900.99</b>	<b>\$1,434.60</b>	<b>\$62,708.52</b>
<b>22 CIRCUIT</b>									
HAMPSHIRE	\$4,382.59	\$1,140.69	\$6.48	\$3,059.85	\$85.41	\$9,043.86	\$292.10	\$40.82	\$18,051.80
HARDY	\$6,208.96	\$6,148.92	\$0.00	\$2,725.30	\$142.73	\$5,976.58	\$0.00	\$33.82	\$21,236.31
PENDLETON	\$4,843.81	\$413.91	\$23.36	\$3,398.96	\$39.05	\$2,697.30	\$484.30	\$37.11	\$11,937.80
<b>TOTAL</b>	<b>\$15,435.36</b>	<b>\$7,703.52</b>	<b>\$29.84</b>	<b>\$9,184.11</b>	<b>\$267.19</b>	<b>\$17,717.74</b>	<b>\$776.40</b>	<b>\$111.75</b>	<b>\$51,225.91</b>
<b>23 CIRCUIT</b>									
BERKELEY	\$62,147.15	\$626.97	\$143.00	\$2,065.04	\$144.08	\$2,664.77	\$1,413.75	\$76.52	\$69,281.28
JEFFERSON	\$7,991.54	\$671.56	\$26.58	\$1,807.81	\$389.46	\$9,718.11	\$9,704.03	\$69.04	\$30,378.13
MORGAN	\$26,666.02	\$18.06	\$25.60	\$3,280.63	\$0.00	\$1,922.55	\$384.83	\$0.00	\$32,297.69
<b>TOTAL</b>	<b>\$96,804.71</b>	<b>\$1,316.59</b>	<b>\$195.18</b>	<b>\$7,153.48</b>	<b>\$533.54</b>	<b>\$14,305.43</b>	<b>\$11,502.61</b>	<b>\$145.56</b>	<b>\$131,957.10</b>
<b>24 CIRCUIT</b>									
WAYNE	\$15,850.06	\$1,188.44	\$283.56	\$2,683.42	\$597.10	\$7,042.66	\$126.07	\$186.48	\$27,957.79
<b>TOTAL</b>	<b>\$15,850.06</b>	<b>\$1,188.44</b>	<b>\$283.56</b>	<b>\$2,683.42</b>	<b>\$597.10</b>	<b>\$7,042.66</b>	<b>\$126.07</b>	<b>\$186.48</b>	<b>\$27,957.79</b>

**WEST VIRGINIA PUBLIC DEFENDER SERVICES  
 APPOINTED COUNSEL EXPENSES PAID BY CASE TYPE  
 FISCAL YEAR 2003**

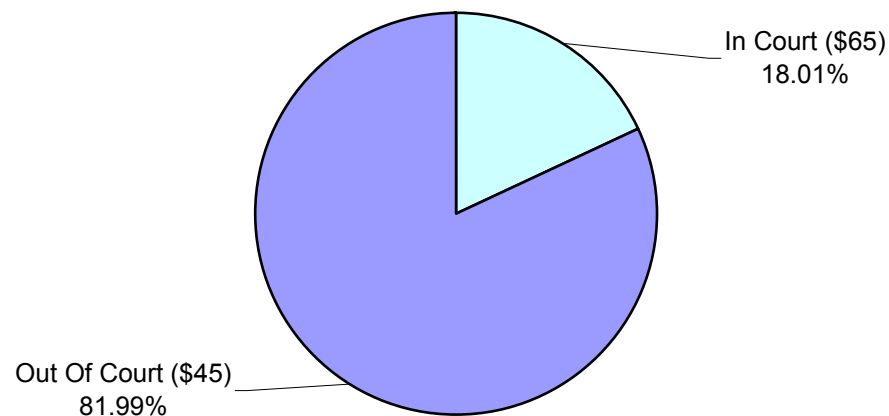
<b>CIRCUIT</b>	<b>FELONY</b>	<b>MISD</b>	<b>MENTAL HYGIENE</b>	<b>JUVENILE</b>	<b>PAROLE PROBAT REV</b>	<b>TERM ABUSE</b>	<b>HABEAS SUP. CT.</b>	<b>OTHER</b>	<b>TOTAL EXPENSES</b>
<b>25 CIRCUIT</b>									
BOONE	\$17,414.38	\$64.53	\$19.85	\$3,530.61	\$96.20	\$2,609.48	\$0.00	\$42.52	\$23,777.57
LINCOLN	\$9,126.12	\$573.28	\$264.30	\$1,444.86	\$276.82	\$1,671.64	\$204.18	\$1,161.76	\$14,722.96
<b>TOTAL</b>	<b>\$26,540.50</b>	<b>\$637.81</b>	<b>\$284.15</b>	<b>\$4,975.47</b>	<b>\$373.02</b>	<b>\$4,281.12</b>	<b>\$204.18</b>	<b>\$1,204.28</b>	<b>\$38,500.53</b>
<b>26 CIRCUIT</b>									
LEWIS	\$4,618.23	\$1,020.30	\$1,903.42	\$1,366.99	\$1,070.41	\$2,383.56	\$783.73	\$419.76	\$13,566.40
UPSHUR	\$6,554.40	\$2,240.68	\$15.90	\$1,061.99	\$1,841.56	\$1,015.29	\$261.71	\$146.39	\$13,137.92
<b>TOTAL</b>	<b>\$11,172.63</b>	<b>\$3,260.98</b>	<b>\$1,919.32</b>	<b>\$2,428.98</b>	<b>\$2,911.97</b>	<b>\$3,398.85</b>	<b>\$1,045.44</b>	<b>\$566.15</b>	<b>\$26,704.32</b>
<b>27 CIRCUIT</b>									
WYOMING	\$34,563.18	\$41,218.13	\$15.70	\$1,910.80	\$0.00	\$11,391.12	\$0.00	\$483.08	\$89,582.01
<b>TOTAL</b>	<b>\$34,563.18</b>	<b>\$41,218.13</b>	<b>\$15.70</b>	<b>\$1,910.80</b>	<b>\$0.00</b>	<b>\$11,391.12</b>	<b>\$0.00</b>	<b>\$483.08</b>	<b>\$89,582.01</b>
<b>28 CIRCUIT</b>									
NICHOLAS	\$2,183.28	\$287.98	\$0.00	\$260.52	\$34.95	\$3,236.60	\$387.88	\$0.00	\$6,391.21
<b>TOTAL</b>	<b>\$2,183.28</b>	<b>\$287.98</b>	<b>\$0.00</b>	<b>\$260.52</b>	<b>\$34.95</b>	<b>\$3,236.60</b>	<b>\$387.88</b>	<b>\$0.00</b>	<b>\$6,391.21</b>
<b>29 CIRCUIT</b>									
PUTNAM	\$27,859.42	\$3,310.19	\$562.43	\$1,501.73	\$241.89	\$1,200.57	\$1,206.73	\$114.42	\$35,997.38
<b>TOTAL</b>	<b>\$27,859.42</b>	<b>\$3,310.19</b>	<b>\$562.43</b>	<b>\$1,501.73</b>	<b>\$241.89</b>	<b>\$1,200.57</b>	<b>\$1,206.73</b>	<b>\$114.42</b>	<b>\$35,997.38</b>
<b>30 CIRCUIT</b>									
MINGO	\$4,358.39	\$812.00	\$39.20	\$357.12	\$21.08	\$3,781.85	\$2,090.58	\$235.53	\$11,695.75
<b>TOTAL</b>	<b>\$4,358.39</b>	<b>\$812.00</b>	<b>\$39.20</b>	<b>\$357.12</b>	<b>\$21.08</b>	<b>\$3,781.85</b>	<b>\$2,090.58</b>	<b>\$235.53</b>	<b>\$11,695.75</b>
<b>31 CIRCUIT</b>									
MONROE	\$8,749.07	\$2,357.39	\$31.39	\$406.86	\$0.00	\$1,720.02	\$0.00	\$0.00	\$13,264.73
SUMMERS	\$6,432.44	\$2,641.71	\$0.00	\$572.74	\$424.20	\$509.11	\$779.04	\$67.65	\$11,426.89
<b>TOTAL</b>	<b>\$15,181.51</b>	<b>\$4,999.10</b>	<b>\$31.39</b>	<b>\$979.60</b>	<b>\$424.20</b>	<b>\$2,229.13</b>	<b>\$779.04</b>	<b>\$67.65</b>	<b>\$24,691.62</b>
<b>STATE TOTAL</b>	<b>\$797,208.52</b>	<b>\$213,545.12</b>	<b>\$8,798.16</b>	<b>\$65,976.23</b>	<b>\$16,934.05</b>	<b>\$218,282.68</b>	<b>\$76,049.62</b>	<b>\$12,345.25</b>	<b>\$1,409,139.63</b>

**APPOINTED COUNSEL HOURS  
IN COURT/OUT OF COURT**

## APPOINTED COUNSEL HOURS PAID IN COURT/OUT OF COURT FOR FY 2003

In Court (\$65)	47,106.8
Out Of Court (\$45)	214,449.6
<b>Total Hours Paid</b>	<b>261,556.4</b>

## APPOINTED COUNSEL HOURS PAID FY 2003 IN COURT/OUT OF COURT



**WEST VIRGINIA PUBLIC DEFENDER SERVICES  
 APPOINTED COUNSEL IN/OUT OF COURT HOURS  
 FISCAL YEAR 2003**

<b>CIRCUIT</b>	<b>IN COURT</b>	<b>OUT OF COURT</b>	<b>TOTAL HOURS</b>	
01	CIRCUIT TOTAL	1,381.0	9,051.1	10,432.1
02	CIRCUIT TOTAL	631.8	2,205.9	2,837.7
03	CIRCUIT TOTAL	726.7	5,076.7	5,803.4
04	CIRCUIT TOTAL	4,226.5	26,337.8	30,564.3
05	CIRCUIT TOTAL	2,019.9	7,411.4	9,431.3
06	CIRCUIT TOTAL	3,079.3	7,026.2	10,105.5
07	CIRCUIT TOTAL	995.0	5,562.6	6,557.6
08	CIRCUIT TOTAL	930.4	5,758.3	6,688.7
09	CIRCUIT TOTAL	2,570.9	6,721.8	9,292.7
10	CIRCUIT TOTAL	998.9	4,232.1	5,231.0
11	CIRCUIT TOTAL	500.2	3,006.6	3,506.8
12	CIRCUIT TOTAL	288.8	1,724.1	2,012.9
13	CIRCUIT TOTAL	4,311.1	14,047.0	18,358.1
14	CIRCUIT TOTAL	1,443.1	7,413.9	8,857.0
15	CIRCUIT TOTAL	594.6	5,469.7	6,064.3
16	CIRCUIT TOTAL	2,196.1	14,940.7	17,136.8
17	CIRCUIT TOTAL	1,865.7	11,260.6	13,126.3
18	CIRCUIT TOTAL	672.0	3,601.3	4,273.3
19	CIRCUIT TOTAL	1,137.2	6,802.6	7,939.8
20	CIRCUIT TOTAL	1,204.2	4,236.5	5,440.7
21	CIRCUIT TOTAL	1,433.2	7,513.9	8,947.1
22	CIRCUIT TOTAL	1,597.2	6,467.0	8,064.2
23	CIRCUIT TOTAL	2,554.1	8,818.3	11,372.4
24	CIRCUIT TOTAL	1,115.6	3,265.0	4,380.6
25	CIRCUIT TOTAL	2,083.2	6,593.4	8,676.6
26	CIRCUIT TOTAL	1,685.1	7,792.5	9,477.6
27	CIRCUIT TOTAL	960.9	6,013.0	6,973.9
28	CIRCUIT TOTAL	532.4	2,241.7	2,774.1
29	CIRCUIT TOTAL	1,588.7	7,149.7	8,738.4
30	CIRCUIT TOTAL	1,197.9	3,920.8	5,118.7
31	CIRCUIT TOTAL	585.1	2,787.5	3,372.6
<b>STATE TOTAL</b>	<b>47,106.8</b>	<b>214,449.6</b>	<b>261,556.4</b>	

**WEST VIRGINIA PUBLIC DEFENDER SERVICES  
 APPOINTED COUNSEL IN/OUT OF COURT HOURS  
 FISCAL YEAR 2003**

<b>CIRCUIT/COUNTY</b>	<b>IN COURT</b>	<b>OUT OF COURT</b>	<b>TOTAL HOURS</b>
<b>01 CIRCUIT</b>			
BROOKE	243.0	1,589.7	1,832.7
HANCOCK	406.0	2,154.9	2,560.9
OHIO	732.0	5,306.5	6,038.5
<b>TOTAL</b>	<b>1,381.0</b>	<b>9,051.1</b>	<b>10,432.1</b>
<b>02 CIRCUIT</b>			
MARSHALL	384.9	1,385.6	1,770.5
TYLER	86.5	377.6	464.1
WETZEL	160.4	442.7	603.1
<b>TOTAL</b>	<b>631.8</b>	<b>2,205.9</b>	<b>2,837.7</b>
<b>03 CIRCUIT</b>			
DODDRIDGE	252.7	1,751.5	2,004.2
PLEASANTS	222.3	1,691.4	1,913.7
RITCHIE	251.7	1,633.8	1,885.5
<b>TOTAL</b>	<b>726.7</b>	<b>5,076.7</b>	<b>5,803.4</b>
<b>04 CIRCUIT</b>			
WIRT	210.3	939.7	1,150.0
WOOD	4,016.2	25,398.1	29,414.3
<b>TOTAL</b>	<b>4,226.5</b>	<b>26,337.8</b>	<b>30,564.3</b>
<b>05 CIRCUIT</b>			
CALHOUN	143.6	346.8	490.4
JACKSON	446.2	1,417.4	1,863.6
MASON	1,007.2	4,728.1	5,735.3
ROANE	422.9	919.1	1,342.0
<b>TOTAL</b>	<b>2,019.9</b>	<b>7,411.4</b>	<b>9,431.3</b>
<b>06 CIRCUIT</b>			
CABELL	3,079.3	7,026.2	10,105.5
<b>TOTAL</b>	<b>3,079.3</b>	<b>7,026.2</b>	<b>10,105.5</b>
<b>07 CIRCUIT</b>			
LOGAN	995.0	5,562.6	6,557.6
<b>TOTAL</b>	<b>995.0</b>	<b>5,562.6</b>	<b>6,557.6</b>
<b>08 CIRCUIT</b>			
MCDOWELL	930.4	5,758.3	6,688.7
<b>TOTAL</b>	<b>930.4</b>	<b>5,758.3</b>	<b>6,688.7</b>
<b>09 CIRCUIT</b>			
MERCER	2,570.9	6,721.8	9,292.7
<b>TOTAL</b>	<b>2,570.9</b>	<b>6,721.8</b>	<b>9,292.7</b>
<b>10 CIRCUIT</b>			
RALEIGH	998.9	4,232.1	5,231.0
<b>TOTAL</b>	<b>998.9</b>	<b>4,232.1</b>	<b>5,231.0</b>
<b>11 CIRCUIT</b>			
GREENBRIER	394.7	2,001.3	2,396.0
POCAHONTAS	105.5	1,005.3	1,110.8
<b>TOTAL</b>	<b>500.2</b>	<b>3,006.6</b>	<b>3,506.8</b>
<b>12 CIRCUIT</b>			
FAYETTE	288.8	1,724.1	2,012.9
<b>TOTAL</b>	<b>288.8</b>	<b>1,724.1</b>	<b>2,012.9</b>

**WEST VIRGINIA PUBLIC DEFENDER SERVICES  
 APPOINTED COUNSEL IN/OUT OF COURT HOURS  
 FISCAL YEAR 2003**

<b>CIRCUIT/COUNTY</b>	<b>IN COURT</b>	<b>OUT OF COURT</b>	<b>TOTAL HOURS</b>
<b>13 CIRCUIT</b>			
KANAWHA	4,311.1	14,047.0	18,358.1
<b>TOTAL</b>	<b>4,311.1</b>	<b>14,047.0</b>	<b>18,358.1</b>
<b>14 CIRCUIT</b>			
BRAXTON	483.4	2,546.6	3,030.0
CLAY	374.9	1,407.4	1,782.3
GILMER	186.4	1,133.3	1,319.7
WEBSTER	398.4	2,326.6	2,725.0
<b>TOTAL</b>	<b>1,443.1</b>	<b>7,413.9</b>	<b>8,857.0</b>
<b>15 CIRCUIT</b>			
HARRISON	594.6	5,469.7	6,064.3
<b>TOTAL</b>	<b>594.6</b>	<b>5,469.7</b>	<b>6,064.3</b>
<b>16 CIRCUIT</b>			
MARION	2,196.1	14,940.7	17,136.8
<b>TOTAL</b>	<b>2,196.1</b>	<b>14,940.7</b>	<b>17,136.8</b>
<b>17 CIRCUIT</b>			
MONONGALIA	1,865.7	11,260.6	13,126.3
<b>TOTAL</b>	<b>1,865.7</b>	<b>11,260.6</b>	<b>13,126.3</b>
<b>18 CIRCUIT</b>			
PRESTON	672.0	3,601.3	4,273.3
<b>TOTAL</b>	<b>672.0</b>	<b>3,601.3</b>	<b>4,273.3</b>
<b>19 CIRCUIT</b>			
BARBOUR	550.6	2,715.7	3,266.3
TAYLOR	586.6	4,086.9	4,673.5
<b>TOTAL</b>	<b>1,137.2</b>	<b>6,802.6</b>	<b>7,939.8</b>
<b>20 CIRCUIT</b>			
RANDOLPH	1,204.2	4,236.5	5,440.7
<b>TOTAL</b>	<b>1,204.2</b>	<b>4,236.5</b>	<b>5,440.7</b>
<b>21 CIRCUIT</b>			
GRANT	254.1	1,622.2	1,876.3
MINERAL	1,115.6	5,437.9	6,553.5
TUCKER	63.5	453.8	517.3
<b>TOTAL</b>	<b>1,433.2</b>	<b>7,513.9</b>	<b>8,947.1</b>
<b>22 CIRCUIT</b>			
HAMPSHIRE	906.1	3,108.0	4,014.1
HARDY	467.8	2,164.1	2,631.9
PENDLETON	223.3	1,194.9	1,418.2
<b>TOTAL</b>	<b>1,597.2</b>	<b>6,467.0</b>	<b>8,064.2</b>
<b>23 CIRCUIT</b>			
BERKELEY	1,536.6	5,060.6	6,597.2
JEFFERSON	614.5	2,566.2	3,180.7
MORGAN	403.0	1,191.5	1,594.5
<b>TOTAL</b>	<b>2,554.1</b>	<b>8,818.3</b>	<b>11,372.4</b>
<b>24 CIRCUIT</b>			
WAYNE	1,115.6	3,265.0	4,380.6
<b>TOTAL</b>	<b>1,115.6</b>	<b>3,265.0</b>	<b>4,380.6</b>
<b>25 CIRCUIT</b>			
BOONE	1,406.4	3,727.2	5,133.6
LINCOLN	676.8	2,866.2	3,543.0
<b>TOTAL</b>	<b>2,083.2</b>	<b>6,593.4</b>	<b>8,676.6</b>

**WEST VIRGINIA PUBLIC DEFENDER SERVICES  
 APPOINTED COUNSEL IN/OUT OF COURT HOURS  
 FISCAL YEAR 2003**

<b>CIRCUIT/COUNTY</b>	<b>IN COURT</b>	<b>OUT OF COURT</b>	<b>TOTAL HOURS</b>
<b>26 CIRCUIT</b>			
LEWIS	933.9	3,811.8	4,745.7
UPSHUR	751.2	3,980.7	4,731.9
<b>TOTAL</b>	<b>1,685.1</b>	<b>7,792.5</b>	<b>9,477.6</b>
<b>27 CIRCUIT</b>			
WYOMING	960.9	6,013.0	6,973.9
<b>TOTAL</b>	<b>960.9</b>	<b>6,013.0</b>	<b>6,973.9</b>
<b>28 CIRCUIT</b>			
NICHOLAS	532.4	2,241.7	2,774.1
<b>TOTAL</b>	<b>532.4</b>	<b>2,241.7</b>	<b>2,774.1</b>
<b>29 CIRCUIT</b>			
PUTNAM	1,588.7	7,149.7	8,738.4
<b>TOTAL</b>	<b>1,588.7</b>	<b>7,149.7</b>	<b>8,738.4</b>
<b>30 CIRCUIT</b>			
MINGO	1,197.9	3,920.8	5,118.7
<b>TOTAL</b>	<b>1,197.9</b>	<b>3,920.8</b>	<b>5,118.7</b>
<b>31 CIRCUIT</b>			
MONROE	215.7	1,025.1	1,240.8
SUMMERS	369.4	1,762.4	2,131.8
<b>TOTAL</b>	<b>585.1</b>	<b>2,787.5</b>	<b>3,372.6</b>
<b>STATE TOTAL</b>	<b>47,106.8</b>	<b>214,449.6</b>	<b>261,556.4</b>

**APPENDIX B:  
PUBLIC DEFENDER CORPORATIONS  
STATISTICAL INFORMATION**

**PUBLIC DEFENDER CORPORATIONS  
BOARDS OF DIRECTORS CHAIRPERSONS  
AS OF JUNE 30, 2003**

<b>CIRCUIT</b>	<b>COUNTIES</b>	<b>CHAIRS</b>
1 <sup>st</sup>	BROOKE HANCOCK OHIO	ARCH W. RILEY, ESQ., ACT. CHAIR Bailey, Riley, Buch & Harmon Riley Building, Suite 900 Post Office Box 631 Wheeling, West Virginia 26003
2 <sup>nd</sup>	MARSHALL TYLER WETZEL	VICKI VOORHIS, CHAIR 250 Foundry Street New Martinsville, West Virginia 26155
5 <sup>th</sup>	CALHOUN JACKSON MASON ROANE	JEANETTE ATKINSON, CHAIR Post Office Box 1049 Spencer, West Virginia 25276
6 <sup>th</sup> / 24 <sup>th</sup>	CABELL WAYNE	JOHN F. CYRUS, ESQ., CHAIR 636 Fourth Avenue Huntington, West Virginia 25701
7 <sup>th</sup>	LOGAN	DON WANDLING, ESQ., CHAIR 111 Stratton Street Logan, West Virginia 25601
8 <sup>th</sup>	MCDOWELL	RONALD HASSAN, ESQ., CHAIR Post Office Box 1054 Welch, West Virginia 24801
9 <sup>th</sup>	MERCER	WILLIAM O. HUFFMAN, ESQ., CHAIR 210 South Walker Street Princeton, West Virginia 24740
10 <sup>th</sup>	RALEIGH	TIM R. BERRY, CHAIR 612 Johnstown Road Beckley, West Virginia 25801
11 <sup>th</sup>	GREENBRIER POCAHONTAS	RONALD F. MILLER, CHAIR Route 6 Box 359 Lewisburg, West Virginia 24901
12 <sup>th</sup>	FAYETTE	D. CLINTON GALLAHER IV., ESQ., ACTING CHAIR Post Office Box 127 Fayetteville, West Virginia 25840

**Public Defender Corporations Board Chairs Continued**

<b>CIRCUIT</b>	<b>COUNTIES</b>	<b>CHAIRS</b>
13 <sup>th</sup>	KANAWHA	LONNIE SIMMONS, ESQ., CHAIR 604 Virginia Street, E.# 200 Charleston, West Virginia 25301
15 <sup>th</sup>	HARRISON	GEORGE F. FORDHAM JR.,ESQ., CHAIR 321 West Main Street Goff Building , Suite 500 Clarksburg, West Virginia 26301
18 <sup>th</sup>	PRESTON	CHARLES BROWN, ESQ., CHAIR 145 Seemont Drive Kingwood, West Virginia 26537
23 <sup>rd</sup>	BERKELEY JEFFERSON MORGAN	NORWOOD BENTLEY ESQ., ACT. CHAIR Post Office Box 1419 Martinsburg, West Virginia 25401
25 <sup>th</sup>	BOONE LINCOLN	GEORGE D. BLIZZARD, II., ESQ., CHAIR Post Office Box 69 Madison, West Virginia 25130
28 <sup>th</sup>	NICHOLAS	CLYDE BAILES, ESQ., ACT. CHAIR c/o Community Trust 507 Main Street Post Office Box 400 Summersville, West Virginia 26651
30 <sup>th</sup>	MINGO	JANE MORAN, ESQ., CHAIR Post Office Box 171 Williamson, West Virginia 25661

**WV PUBLIC DEFENDER SERVICES GRANTS  
 CASH DISBURSEMENTS TO PUBLIC DEFENDER CORPORATIONS  
 JULY 1, 2002 TO JUNE 30, 2003**

<b>CIRCUIT</b>	<b>BUDGETED</b>	<b>DISBURSED</b>	<b>BUDGET</b>
<b>1ST</b>	\$883,592.00	\$686,154.00	\$197,438.00
<b>2ND</b>	\$563,109.00	\$502,732.00	\$60,377.00
<b>5TH</b>	\$559,001.00	\$529,001.00	\$30,000.00
<b>6TH / 24TH</b>	\$1,298,475.80	\$1,214,077.96	\$84,397.84
<b>7TH</b>	\$512,829.00	\$409,361.26	\$103,467.74
<b>8TH</b>	\$380,635.00	\$272,343.00	\$108,292.00
<b>9TH</b>	\$847,742.31	\$783,626.00	\$64,116.31
<b>10TH</b>	\$825,186.00	\$788,202.00	\$36,984.00
<b>11TH</b>	\$444,224.00	\$444,224.00	\$0.00
<b>12TH</b>	\$396,241.00	\$316,014.00	\$80,227.00
<b>13TH</b>	\$2,852,879.25	\$2,692,874.00	\$160,005.25
<b>15TH</b>	\$1,088,194.00	\$1,008,293.00	\$79,901.00
<b>18TH</b>	\$350,268.00	\$350,268.00	\$0.00
<b>23RD</b>	\$1,547,651.00	\$1,384,280.00	\$163,371.00
<b>25TH</b>	\$507,877.00	\$503,877.00	\$4,000.00
<b>28TH</b>	\$266,616.00	\$266,616.00	\$0.00
<b>30TH</b>	\$336,867.90	\$314,558.00	\$22,309.90
<b>TOTALS</b>	<b><u>\$13,661,388.26</u></b>	<b><u>\$12,466,501.22</u></b>	<b><u>\$1,194,887.04</u> *</b>

\*This amount was withheld from Public Defender Corporation's budgeted amounts to help offset the Appointed Counsel deficit. The money was available due to the inability to fill vacancies and expert witness and litigation amounts being less than anticipated.

**PUBLIC DEFENDER HOURS WORKED  
BY ATTORNEY, BY MONTH**

**PUBLIC DEFENDER CORPORATIONS  
 TIME REPORT FOR PERIOD 07/01/02 TO 06/30/03**

<b>CIRCUIT</b>	<b>JUL</b>	<b>AUG</b>	<b>SEP</b>	<b>OCT</b>	<b>NOV</b>	<b>DEC</b>	<b>JAN</b>	<b>FEB</b>	<b>MAR</b>	<b>APR</b>	<b>MAY</b>	<b>JUN</b>	<b>TOTAL</b>
<b>1ST CIRCUIT</b>													
BROGAN, JR.	206.20	189.40	172.40	197.60	172.30	183.40	194.30	175.60	200.80	214.10	202.20	187.60	<b>2295.90</b>
GODFREY	0.00	0.00	0.00	0.00	0.00	0.00	0.00	0.00	0.00	22.30	124.30	60.30	<b>206.90</b>
GREEN	209.70	185.50	84.30	171.40	152.30	165.10	178.30	138.70	145.70	39.80	0.00	0.00	<b>1470.80</b>
HART	173.60	166.50	160.70	176.00	158.50	166.80	175.50	76.10	0.00	0.00	0.00	0.00	<b>1253.70</b>
MENDELSON	0.00	0.00	0.00	0.00	0.00	0.00	146.00	127.80	158.60	158.30	167.70	151.50	<b>909.90</b>
PETTINI	309.00	13.60	1.40	0.00	0.00	0.00	0.00	0.00	0.00	0.00	0.00	0.00	<b>324.00</b>
ROBINSON	0.00	153.10	138.30	160.20	126.60	140.20	163.60	154.10	132.80	130.10	168.20	153.30	<b>1620.50</b>
TWITTY	196.30	172.30	163.90	180.90	176.20	182.50	201.80	166.50	188.30	178.00	172.30	183.00	<b>2162.00</b>
WINIESDORFFER	183.00	244.00	165.40	102.20	0.00	0.00	0.00	0.00	0.00	0.00	0.00	0.00	<b>694.60</b>
WOOD	193.60	204.20	179.80	181.40	184.10	175.50	178.20	164.50	209.40	231.00	213.80	207.00	<b>2322.50</b>
<b>TOTAL</b>	<b>1471.40</b>	<b>1328.60</b>	<b>1066.20</b>	<b>1169.70</b>	<b>970.00</b>	<b>1013.50</b>	<b>1237.70</b>	<b>1003.30</b>	<b>1035.60</b>	<b>973.60</b>	<b>1048.50</b>	<b>942.70</b>	<b>13260.80</b>
<b>2ND CIRCUIT</b>													
ANDERSON	154.60	126.00	150.80	160.90	164.00	171.30	170.50	148.40	161.60	180.50	186.80	155.10	<b>1930.50</b>
GAINER	136.00	136.00	143.80	150.00	154.60	163.90	167.70	141.40	162.10	170.40	168.20	154.90	<b>1849.00</b>
HART	0.00	0.00	0.00	0.00	0.00	0.00	0.00	36.80	144.90	157.30	164.70	146.10	<b>649.80</b>
KERN	159.30	153.20	157.40	185.80	172.50	179.80	100.00	0.00	0.00	0.00	0.00	0.00	<b>1108.00</b>
ZEHNDER	134.50	148.30	134.20	136.30	172.10	167.80	207.70	149.20	152.00	170.90	187.50	156.60	<b>1917.10</b>
<b>CIRCUIT TOTAL</b>	<b>584.40</b>	<b>563.50</b>	<b>586.20</b>	<b>633.00</b>	<b>663.20</b>	<b>682.80</b>	<b>645.90</b>	<b>475.80</b>	<b>620.60</b>	<b>679.10</b>	<b>707.20</b>	<b>612.70</b>	<b>7454.40</b>
<b>5TH CIRCUIT</b>													
BALDWIN	0.00	0.00	0.00	0.00	0.00	0.00	188.70	160.00	174.00	178.50	180.80	64.00	<b>946.00</b>
BOSTIC	158.40	132.60	137.00	154.70	141.00	144.00	179.70	140.60	169.40	159.70	159.30	174.80	<b>1851.20</b>
MONK	172.90	181.30	169.20	190.50	171.50	179.50	142.80	165.80	178.30	177.90	179.00	32.20	<b>1940.90</b>
POSTALWAIT	157.40	149.60	150.90	170.50	100.80	0.00	0.00	0.00	0.00	0.00	0.00	0.00	<b>729.20</b>
SHAVER	168.30	187.80	165.50	182.20	144.00	160.00	184.00	126.00	90.40	89.30	92.60	89.40	<b>1679.50</b>
STARCHER	119.30	108.80	141.40	141.20	109.40	119.00	150.50	128.40	139.20	163.90	115.50	108.20	<b>1544.80</b>
<b>CIRCUIT TOTAL</b>	<b>776.30</b>	<b>760.10</b>	<b>764.00</b>	<b>839.10</b>	<b>666.70</b>	<b>602.50</b>	<b>845.70</b>	<b>720.80</b>	<b>751.30</b>	<b>769.30</b>	<b>727.20</b>	<b>468.60</b>	<b>8691.60</b>

<b>CIRCUIT</b>	<b>JUL</b>	<b>AUG</b>	<b>SEP</b>	<b>OCT</b>	<b>NOV</b>	<b>DEC</b>	<b>JAN</b>	<b>FEB</b>	<b>MAR</b>	<b>APR</b>	<b>MAY</b>	<b>JUN</b>	<b>TOTAL</b>
<b>6TH CIRCUIT</b>													
BARRY	204.00	188.00	152.00	189.00	86.00	0.00	0.00	0.00	0.00	0.00	0.00	0.00	<b>819.00</b>
BROWN R	183.50	176.50	168.90	196.20	168.40	176.80	184.00	179.10	169.70	179.50	170.80	166.50	<b>2119.90</b>
BRYSON	199.70	71.00	114.80	156.10	116.10	82.70	85.10	89.20	70.50	64.70	108.00	167.60	<b>1325.50</b>
CAMPBELL	170.00	165.80	156.90	159.70	163.20	170.10	169.30	147.30	150.30	165.40	156.00	163.90	<b>1937.90</b>
CHAKSUPA	23.80	0.00	0.00	0.00	0.00	0.00	0.00	0.00	0.00	0.00	0.00	0.00	<b>23.80</b>
FRALEY	0.00	0.00	0.00	0.00	0.00	0.00	0.00	139.70	168.90	187.10	177.70	186.80	<b>860.20</b>
HENDERSON	197.80	192.30	182.60	208.20	186.60	189.60	211.80	183.50	214.70	198.20	189.80	221.30	<b>2376.40</b>
JORDAN	190.30	177.50	175.50	183.00	170.50	163.00	187.50	176.00	173.00	170.00	177.50	181.50	<b>2125.30</b>
LOCKWOOD	186.00	170.00	184.30	176.00	174.00	171.50	107.50	112.00	125.50	97.00	158.50	88.50	<b>1750.80</b>
MCKERVEY	0.00	73.00	181.30	195.10	184.80	155.50	64.60	0.00	0.00	0.00	0.00	0.00	<b>854.30</b>
REYNOLDS	0.00	40.60	41.90	23.50	18.20	29.80	10.80	21.30	1.00	9.70	3.10	0.00	<b>199.90</b>
WEED	187.20	172.10	161.10	169.50	146.40	148.40	147.40	145.20	172.80	186.30	160.00	179.60	<b>1976.00</b>
WILKINSON	155.10	193.20	185.40	195.60	173.00	158.30	199.10	167.00	169.80	145.40	196.50	173.30	<b>2111.70</b>
<b>CIRCUIT TOTAL</b>	<b>1697.40</b>	<b>1620.00</b>	<b>1704.70</b>	<b>1851.90</b>	<b>1587.20</b>	<b>1445.70</b>	<b>1367.10</b>	<b>1360.30</b>	<b>1416.20</b>	<b>1403.30</b>	<b>1497.90</b>	<b>1529.00</b>	<b>18480.70</b>
<b>7TH CIRCUIT</b>													
HARWOOD	0.00	0.00	0.00	0.00	0.00	0.00	8.00	102.30	135.50	142.60	119.40	106.00	<b>613.80</b>
MERCERUIO	133.00	127.50	137.60	141.90	140.20	132.00	134.40	134.30	137.60	137.20	129.60	143.00	<b>1628.30</b>
NIEHAUS	157.20	156.00	16.00	0.00	0.00	0.00	0.00	0.00	0.00	0.00	0.00	0.00	<b>329.20</b>
NIKSA	162.40	162.00	144.00	161.90	154.60	163.30	155.30	146.30	150.00	165.90	160.60	156.70	<b>1883.00</b>
SPRADLING	158.70	156.60	145.50	125.20	159.80	163.00	188.80	165.50	155.80	155.20	57.00	139.40	<b>1770.50</b>
<b>CIRCUIT TOTAL</b>	<b>611.30</b>	<b>602.10</b>	<b>443.10</b>	<b>429.00</b>	<b>454.60</b>	<b>458.30</b>	<b>486.50</b>	<b>548.40</b>	<b>578.90</b>	<b>600.90</b>	<b>466.60</b>	<b>545.10</b>	<b>6224.80</b>
<b>8TH CIRCUIT</b>													
ANDERSON	86.20	176.50	176.60	82.00	59.60	87.80	72.60	52.10	121.70	67.30	36.30	62.70	<b>1081.40</b>
BLAIR	0.00	0.00	0.00	0.00	0.00	0.00	106.20	89.70	97.20	85.00	67.60	95.60	<b>541.30</b>
LINKOUS	0.30	0.00	0.00	63.80	28.20	4.20	74.90	89.80	125.50	59.60	33.00	63.20	<b>542.50</b>
LYALL	145.60	47.90	0.00	0.00	0.80	0.00	0.00	0.00	0.00	0.00	0.00	0.00	<b>194.30</b>
<b>CIRCUIT TOTAL</b>	<b>232.10</b>	<b>224.40</b>	<b>176.60</b>	<b>145.80</b>	<b>88.60</b>	<b>92.00</b>	<b>253.70</b>	<b>231.60</b>	<b>344.40</b>	<b>211.90</b>	<b>136.90</b>	<b>221.50</b>	<b>2359.50</b>

<b>CIRCUIT</b>	<b>JUL</b>	<b>AUG</b>	<b>SEP</b>	<b>OCT</b>	<b>NOV</b>	<b>DEC</b>	<b>JAN</b>	<b>FEB</b>	<b>MAR</b>	<b>APR</b>	<b>MAY</b>	<b>JUN</b>	<b>TOTAL</b>
<b>9TH CIRCUIT</b>													
ASH	157.20	163.90	146.10	164.30	148.50	157.60	182.90	152.90	158.50	163.50	152.70	150.50	<b>1898.60</b>
BURKS	171.40	175.60	160.80	188.70	157.40	166.90	179.90	148.40	156.00	169.50	166.30	166.20	<b>2007.10</b>
FRENCH	172.00	166.60	166.30	180.90	162.50	165.10	183.60	165.50	171.60	178.40	185.80	179.50	<b>2077.80</b>
KEECH	183.40	178.60	163.60	186.10	158.80	171.40	186.10	165.40	176.40	176.70	178.10	176.50	<b>2101.10</b>
MAIER	187.00	172.10	169.50	185.90	170.30	170.40	184.50	150.80	172.70	177.20	171.70	163.90	<b>2076.00</b>
SAGE	151.50	157.00	153.00	167.60	159.30	35.30	0.00	0.00	0.00	0.00	0.00	0.00	<b>823.70</b>
CHILD SERVICES INC.	0.00	0.00	0.00	0.00	0.00	0.00	0.00	0.00	9.50	53.80	49.90	48.30	<b>161.50</b>
SITLER	179.90	172.00	142.70	174.40	158.50	182.60	188.30	148.00	154.60	161.20	165.80	167.60	<b>1995.60</b>
<b>CIRCUIT TOTAL</b>	<b>1202.40</b>	<b>1185.80</b>	<b>1102.00</b>	<b>1247.90</b>	<b>1115.30</b>	<b>1049.30</b>	<b>1105.30</b>	<b>931.00</b>	<b>999.30</b>	<b>1080.30</b>	<b>1070.30</b>	<b>1052.50</b>	<b>13141.40</b>
<b>10TH CIRCUIT</b>													
BUFFINGTON	185.20	174.10	167.70	206.10	175.00	179.80	186.00	160.20	173.90	108.60	178.20	179.20	<b>2074.00</b>
GRIFFITH	91.80	126.90	118.30	120.40	137.30	122.40	150.30	140.30	138.80	33.40	157.90	26.10	<b>1363.90</b>
HAYDEN	177.00	173.00	167.50	180.50	152.50	147.50	184.50	164.00	163.00	178.00	171.50	166.50	<b>2025.50</b>
MCMILLION	162.30	127.00	16.70	0.00	0.00	0.00	0.00	0.00	0.00	0.00	0.00	0.00	<b>306.00</b>
MOORE	191.00	176.00	169.00	199.00	177.30	183.50	196.20	162.50	183.50	186.00	184.00	181.00	<b>2189.00</b>
NOGGY	190.20	198.80	199.50	231.80	198.80	188.40	220.40	180.90	177.60	36.20	191.30	167.20	<b>2181.10</b>
SHUCK	0.00	0.00	0.00	33.00	171.50	154.50	168.70	161.00	168.50	105.00	178.00	178.50	<b>1318.70</b>
TURNER	136.50	159.00	168.00	176.00	169.00	176.00	176.00	160.00	167.50	181.50	176.00	168.00	<b>2013.50</b>
<b>CIRCUIT TOTAL</b>	<b>1134.00</b>	<b>1134.80</b>	<b>1006.70</b>	<b>1146.80</b>	<b>1181.40</b>	<b>1152.10</b>	<b>1282.10</b>	<b>1128.90</b>	<b>1172.80</b>	<b>828.70</b>	<b>1236.90</b>	<b>1066.50</b>	<b>13471.70</b>
<b>11TH CIRCUIT</b>													
DANIELL	189.00	180.50	167.00	182.50	163.50	176.00	182.80	49.50	177.00	179.00	168.50	164.00	<b>1979.30</b>
HEBB	186.40	166.80	154.80	182.20	170.60	166.90	181.30	154.10	256.40	173.90	176.50	162.40	<b>2132.30</b>
LORENSEN	169.50	199.50	177.90	203.60	96.50	129.00	171.00	157.00	89.50	209.50	187.00	178.40	<b>1968.40</b>
PARAGAMIAN	185.40	174.00	153.40	174.30	77.00	147.60	161.30	152.60	155.80	172.40	153.20	155.30	<b>1862.30</b>
<b>CIRCUIT TOTAL</b>	<b>730.30</b>	<b>720.80</b>	<b>653.10</b>	<b>742.60</b>	<b>507.60</b>	<b>619.50</b>	<b>696.40</b>	<b>513.20</b>	<b>678.70</b>	<b>734.80</b>	<b>685.20</b>	<b>660.10</b>	<b>7942.30</b>
<b>12TH CIRCUIT</b>													
BECKNER	174.50	8.00	0.00	0.00	0.00	0.00	0.00	0.00	0.00	0.00	0.00	0.00	<b>182.50</b>
CATLETT	203.00	166.00	179.50	187.50	34.00	0.00	0.00	0.00	0.00	0.00	0.00	0.00	<b>770.00</b>
HURLEY	0.00	0.00	0.00	0.00	0.00	114.10	155.60	160.40	170.10	173.90	174.50	168.10	<b>1116.70</b>
REES	182.70	173.50	181.20	215.60	205.30	179.90	188.70	171.70	166.50	171.10	172.10	165.30	<b>2173.60</b>
STANTON E	0.00	0.00	0.00	0.00	0.00	0.00	0.00	61.40	76.00	95.70	125.70	111.20	<b>470.00</b>
THOMPSON	181.00	175.50	158.00	32.00	0.00	0.00	0.00	0.00	0.00	0.00	0.00	0.00	<b>546.50</b>
<b>CIRCUIT TOTAL</b>	<b>741.20</b>	<b>523.00</b>	<b>518.70</b>	<b>435.10</b>	<b>239.30</b>	<b>294.00</b>	<b>344.30</b>	<b>393.50</b>	<b>412.60</b>	<b>440.70</b>	<b>472.30</b>	<b>444.60</b>	<b>5259.30</b>

<b>CIRCUIT</b>	<b>JUL</b>	<b>AUG</b>	<b>SEP</b>	<b>OCT</b>	<b>NOV</b>	<b>DEC</b>	<b>JAN</b>	<b>FEB</b>	<b>MAR</b>	<b>APR</b>	<b>MAY</b>	<b>JUN</b>	<b>TOTAL</b>
<b>13TH CIRCUIT</b>													
ANDERSON	188.50	179.00	173.00	187.80	173.70	179.90	186.10	157.20	173.00	175.40	175.80	170.50	<b>2119.90</b>
ASHLEY	182.00	85.50	0.00	0.00	0.00	0.00	0.00	0.00	0.00	0.00	0.00	0.00	<b>267.50</b>
AYERS	218.00	223.20	193.50	198.90	211.10	200.20	214.90	181.10	221.90	219.40	197.70	206.20	<b>2486.10</b>
BAILEY	183.10	176.00	0.00	0.00	0.00	0.00	0.00	0.00	0.00	0.00	0.00	0.00	<b>359.10</b>
BROWN B	240.50	168.00	176.00	86.10	164.60	183.00	18.00	157.20	165.60	169.00	175.50	166.50	<b>1870.00</b>
BYRNE	184.10	176.40	168.70	32.00	0.00	8.00	0.00	0.00	0.00	0.00	0.00	0.00	<b>569.20</b>
CAMPBELL	184.50	223.00	158.00	180.20	170.00	173.00	195.00	155.80	159.20	172.80	169.80	143.80	<b>2085.10</b>
CASTELLE	200.10	250.40	180.00	203.40	183.00	184.80	208.80	184.10	222.90	186.00	189.50	197.20	<b>2390.20</b>
CATLETT R	0.00	0.00	0.00	0.00	119.10	177.20	192.40	164.50	183.30	181.80	182.40	179.10	<b>1379.80</b>
CHAUDHRY	0.00	0.00	0.00	0.00	0.00	0.00	0.00	0.00	0.00	0.00	175.20	191.70	<b>366.90</b>
CHISOLM	182.50	177.30	174.60	181.40	166.90	180.50	186.40	169.60	168.30	183.00	176.90	174.50	<b>2121.90</b>
COGAR MURRAY	184.00	171.50	168.00	178.80	166.00	176.00	186.80	158.00	173.00	176.20	175.00	171.50	<b>2084.80</b>
CRAIG	189.50	31.50	6.20	3.80	67.80	182.50	186.80	164.50	73.00	15.50	2.00	48.50	<b>971.60</b>
CUNNINGHAM	239.80	182.80	159.30	169.30	204.50	189.20	203.20	173.00	215.50	181.50	190.20	180.50	<b>2288.80</b>
DICKINSON	184.00	176.00	155.50	185.00	168.00	184.00	184.00	156.00	169.00	173.00	176.00	175.00	<b>2085.50</b>
EDELMAN	184.00	176.00	164.50	184.50	167.00	184.00	192.00	157.80	167.30	175.50	170.00	173.00	<b>2095.60</b>
FORD	192.90	189.60	182.00	194.00	184.90	193.40	197.90	173.90	178.50	181.00	15.70	0.00	<b>1883.80</b>
HILL	178.00	177.00	153.00	176.00	167.00	182.50	24.00	0.00	0.00	0.00	0.00	0.00	<b>1057.50</b>
HOLICKER	198.00	174.50	170.70	165.00	171.80	200.00	187.00	162.00	161.90	187.20	0.00	0.00	<b>1778.10</b>
KENNEY	0.00	0.00	0.00	202.20	160.30	176.40	200.10	160.80	170.90	181.00	182.10	177.30	<b>1611.10</b>
MICHELSON	197.30	192.50	156.80	189.50	173.20	166.50	160.90	150.20	155.80	156.20	176.00	172.00	<b>2046.90</b>
MILLER	182.50	177.00	179.00	184.00	166.80	185.00	203.00	149.50	166.00	174.00	171.50	171.20	<b>2109.50</b>
PANUCCI	181.20	177.30	168.50	180.20	170.90	186.50	180.90	160.00	166.50	176.00	164.00	175.50	<b>2087.50</b>
REED	0.00	0.00	51.60	195.80	182.20	177.80	0.00	0.00	0.00	0.00	0.00	0.00	<b>607.40</b>
SHAVERS-FLETCHER	183.70	62.20	167.80	168.00	166.50	175.40	172.00	141.20	147.20	174.00	157.80	168.50	<b>1884.30</b>
SHEETS	175.30	162.00	167.50	185.20	168.90	167.30	187.10	174.20	180.10	155.50	161.50	159.50	<b>2044.10</b>
STEWART	0.00	0.00	0.00	0.00	0.00	24.80	164.50	158.70	154.30	190.00	171.70	174.20	<b>1038.20</b>
SULLIVAN	0.00	0.00	147.60	152.00	133.30	173.00	180.00	160.00	167.00	171.50	178.00	168.50	<b>1630.90</b>
TARR	182.30	183.00	167.50	184.00	173.50	171.50	183.00	156.00	161.20	169.50	175.80	166.20	<b>2073.50</b>
WALDEN	0.00	0.00	0.00	0.00	0.00	0.00	0.00	0.00	41.30	159.50	171.60	162.50	<b>534.90</b>
<b>CIRCUIT TOTAL</b>	<b>4415.80</b>	<b>3891.70</b>	<b>3589.30</b>	<b>3967.10</b>	<b>3981.00</b>	<b>4382.40</b>	<b>3793.80</b>	<b>3725.30</b>	<b>3942.70</b>	<b>4084.50</b>	<b>3881.70</b>	<b>3873.40</b>	<b>47929.70</b>

CIRCUIT	JUL	AUG	SEP	OCT	NOV	DEC	JAN	FEB	MAR	APR	MAY	JUN	TOTAL
<b>15TH CIRCUIT</b>													
COOK	130.70	136.00	140.00	204.00	131.90	160.50	141.10	31.60	0.00	0.00	0.00	0.00	<b>1075.80</b>
DAVIS	171.50	152.00	139.50	173.20	129.00	153.00	168.20	137.30	169.40	147.70	176.10	173.10	<b>1890.00</b>
FOLIO	0.00	0.00	0.00	0.00	0.00	0.00	0.00	0.00	0.00	117.60	173.40	171.80	<b>462.80</b>
HAGER	171.60	170.80	159.30	166.60	140.70	145.50	162.00	126.90	163.50	159.80	204.90	158.70	<b>1930.30</b>
REECE	168.70	174.80	174.00	178.40	135.00	148.80	168.70	130.90	170.10	169.10	167.40	160.30	<b>1946.20</b>
SHOCKLEY	179.00	153.00	156.90	264.50	132.50	134.40	166.20	125.80	168.30	152.50	165.20	164.80	<b>1963.10</b>
SINKKANEN	172.10	156.50	157.80	168.80	156.90	153.50	152.80	136.30	160.00	178.10	169.90	159.40	<b>1922.10</b>
SKEEN	171.40	170.30	150.60	184.00	145.30	189.90	166.00	145.20	166.50	157.00	164.60	183.70	<b>1994.50</b>
ULRICH	181.90	181.90	165.20	189.10	148.50	161.90	164.40	154.90	173.70	181.70	163.80	186.90	<b>2053.90</b>
<b>CIRCUIT TOTAL</b>	<b>1346.90</b>	<b>1295.30</b>	<b>1243.30</b>	<b>1528.60</b>	<b>1119.80</b>	<b>1247.50</b>	<b>1289.40</b>	<b>988.90</b>	<b>1171.50</b>	<b>1263.50</b>	<b>1385.30</b>	<b>1358.70</b>	<b>15238.70</b>
<b>18TH CIRCUIT</b>													
GIGGENBACH	184.00	88.00	0.00	0.00	0.00	0.00	0.00	0.00	0.00	0.00	0.00	0.00	<b>272.00</b>
GOODRICH	170.90	162.00	156.20	175.40	187.70	136.40	177.40	150.30	169.80	176.40	166.40	175.50	<b>2004.40</b>
NIEHAUS	0.00	0.00	0.00	92.80	162.40	174.60	178.50	168.50	165.80	168.20	167.40	184.40	<b>1462.60</b>
VOORHIS	187.60	184.60	161.80	183.70	159.00	170.20	182.10	291.30	157.80	155.60	161.30	158.80	<b>2153.80</b>
<b>CIRCUIT TOTAL</b>	<b>542.50</b>	<b>434.60</b>	<b>318.00</b>	<b>451.90</b>	<b>509.10</b>	<b>481.20</b>	<b>538.00</b>	<b>610.10</b>	<b>493.40</b>	<b>500.20</b>	<b>495.10</b>	<b>518.70</b>	<b>5892.80</b>
<b>23RD CIRCUIT</b>													
ADAMS	176.00	176.00	157.00	176.00	144.00	145.50	159.00	144.00	168.00	173.00	166.00	190.00	<b>1974.50</b>
DAVIS	184.60	166.50	103.00	6.00	0.00	5.00	0.00	0.00	0.00	0.00	0.00	0.00	<b>465.10</b>
DEHAVEN	207.80	204.60	185.10	200.00	200.70	202.80	202.60	261.40	200.00	191.10	173.30	172.10	<b>2401.50</b>
DELANEY	190.00	158.00	195.00	191.50	218.50	215.00	196.50	183.50	186.00	197.00	189.00	247.70	<b>2367.70</b>
GREENBAUM	169.20	176.10	157.60	175.20	145.00	148.50	166.50	139.00	165.00	171.50	178.20	165.60	<b>1957.40</b>
KENT JR.	174.00	156.50	168.00	176.00	163.50	180.00	184.50	184.00	183.50	170.30	189.00	173.00	<b>2102.30</b>
LAWSON	91.50	89.50	147.50	102.80	74.50	134.10	108.50	115.00	176.50	177.90	102.50	175.50	<b>1495.80</b>
LEFEBURE	0.00	0.00	0.00	0.00	77.00	170.00	184.00	244.50	163.50	195.00	169.00	171.00	<b>1374.00</b>
PHILLIPS	187.00	206.80	158.30	178.80	136.50	146.90	143.50	137.50	172.50	163.30	169.80	187.10	<b>1988.00</b>
RASHEED	161.60	146.50	169.50	186.00	167.60	144.00	156.00	152.00	158.00	160.50	168.50	159.20	<b>1929.40</b>
SPEAKER	206.80	197.00	151.20	163.50	125.00	148.50	177.00	144.00	172.50	174.60	160.60	174.50	<b>1995.20</b>
STANLEY	198.00	170.00	159.80	179.20	159.30	167.00	148.80	138.20	170.80	195.20	168.50	181.00	<b>2035.80</b>
WHITEOAK	167.50	165.00	145.50	184.00	167.00	172.80	166.00	186.20	175.20	173.80	176.80	159.00	<b>2038.80</b>
<b>CIRCUIT TOTAL</b>	<b>2114.00</b>	<b>2012.50</b>	<b>1897.50</b>	<b>1919.00</b>	<b>1778.60</b>	<b>1980.10</b>	<b>1992.90</b>	<b>2029.30</b>	<b>2091.50</b>	<b>2143.20</b>	<b>2011.20</b>	<b>2155.70</b>	<b>24125.50</b>

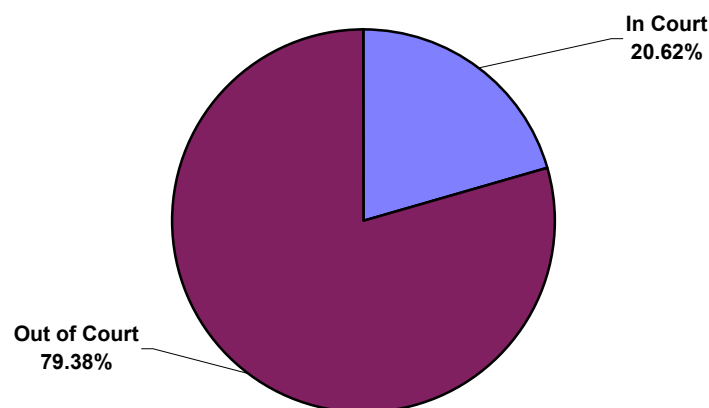
<b>CIRCUIT</b>	<b>JUL</b>	<b>AUG</b>	<b>SEP</b>	<b>OCT</b>	<b>NOV</b>	<b>DEC</b>	<b>JAN</b>	<b>FEB</b>	<b>MAR</b>	<b>APR</b>	<b>MAY</b>	<b>JUN</b>	<b>TOTAL</b>
<b>24TH CIRCUIT</b>													
PREECE	223.50	179.40	209.60	171.20	152.10	176.60	172.40	157.20	176.00	177.60	172.00	175.40	<b>2143.00</b>
QUEEN	165.70	166.60	169.00	166.60	166.00	177.00	179.50	158.00	166.50	178.00	183.00	182.00	<b>2057.90</b>
<b>CIRCUIT TOTAL</b>	<b>389.20</b>	<b>346.00</b>	<b>378.60</b>	<b>337.80</b>	<b>318.10</b>	<b>353.60</b>	<b>351.90</b>	<b>315.20</b>	<b>342.50</b>	<b>355.60</b>	<b>355.00</b>	<b>357.40</b>	<b>4200.90</b>
<b>25TH CIRCUIT</b>													
BLEVINS	0.00	40.30	171.10	173.10	156.50	114.70	156.40	133.50	154.90	143.20	141.70	171.70	<b>1557.10</b>
LOCKWOOD	192.70	176.00	65.00	23.50	137.50	159.00	172.00	167.50	153.50	157.00	177.50	172.50	<b>1753.70</b>
MURPHY	169.80	167.00	146.60	165.70	167.00	157.70	203.90	142.80	171.20	172.40	185.70	193.90	<b>2043.70</b>
WHITE	195.30	174.10	161.90	169.10	172.70	167.20	187.80	151.80	154.50	164.80	173.60	191.50	<b>2064.30</b>
WOODS	186.30	172.10	174.50	191.10	171.60	181.20	184.50	155.00	251.70	168.00	168.10	163.30	<b>2167.40</b>
<b>CIRCUIT TOTAL</b>	<b>744.10</b>	<b>729.50</b>	<b>719.10</b>	<b>722.50</b>	<b>805.30</b>	<b>779.80</b>	<b>904.60</b>	<b>750.60</b>	<b>885.80</b>	<b>805.40</b>	<b>846.60</b>	<b>892.90</b>	<b>9586.20</b>
<b>28TH CIRCUIT</b>													
HURLEY	178.70	186.70	163.10	194.80	142.60	0.00	0.00	0.00	0.00	0.00	0.00	0.00	<b>865.90</b>
STANTON C	178.40	179.80	165.50	178.70	138.40	165.20	167.40	151.80	167.50	177.00	169.60	171.80	<b>2011.10</b>
WILLIAMS	0.00	0.00	0.00	0.00	0.00	159.00	175.20	162.30	176.20	187.90	174.30	167.60	<b>1202.50</b>
<b>CIRCUIT TOTAL</b>	<b>357.10</b>	<b>366.50</b>	<b>328.60</b>	<b>373.50</b>	<b>281.00</b>	<b>324.20</b>	<b>342.60</b>	<b>314.10</b>	<b>343.70</b>	<b>364.90</b>	<b>343.90</b>	<b>339.40</b>	<b>4079.50</b>
<b>30TH CIRCUIT</b>													
FOLEY	202.10	166.80	166.10	207.00	190.90	184.60	197.20	172.00	182.20	197.20	219.80	172.50	<b>2258.40</b>
KNOPP	176.20	171.20	191.60	209.10	146.90	166.20	182.00	168.80	168.30	147.80	159.50	195.80	<b>2083.40</b>
MCCUNE	190.50	145.70	155.20	146.10	149.20	152.30	160.90	131.10	151.70	141.10	156.70	148.60	<b>1829.10</b>
VAN ZANT	0.00	0.00	0.00	0.00	0.00	0.00	0.00	48.00	100.80	132.80	163.00	161.50	<b>606.10</b>
<b>CIRCUIT TOTAL</b>	<b>568.80</b>	<b>483.70</b>	<b>512.90</b>	<b>562.20</b>	<b>487.00</b>	<b>503.10</b>	<b>540.10</b>	<b>519.90</b>	<b>603.00</b>	<b>618.90</b>	<b>699.00</b>	<b>678.40</b>	<b>6777.00</b>
<b>STATE TOTAL</b>	<b>19659.20</b>	<b>18222.90</b>	<b>17008.60</b>	<b>18503.50</b>	<b>16753.80</b>	<b>17461.60</b>	<b>18018.00</b>	<b>16560.20</b>	<b>17884.50</b>	<b>17858.80</b>	<b>18066.80</b>	<b>17717.90</b>	<b>214116.80</b>

**PUBLIC DEFENDER HOURS WORKED  
BY ATTORNEY  
IN-COURT/OUT OF COURT**

## **PUBLIC DEFENDER HOURS IN COURT/OUT OF COURT FY 2003**

<b>In Court</b>	44146.35
<b>Out of Court</b>	169970.45
<b>TOTAL HOURS</b>	214116.80

## **PD HOURS IN COURT/OUT OF COURT FY 2003**



**PUBLIC DEFENDER CORPORATIONS  
 TIME REPORT FOR PERIOD 07/01/02 TO 06/30/03  
 IN COURT/OUT OF COURT**

<b>CIRCUIT</b>	<b>IN COURT</b>	<b>OUT OF COURT</b>	<b>TOTAL HOURS</b>
<b>1ST CIRCUIT</b>			
BROGAN, JR.	435.40	1860.50	2295.90
GODFREY	31.30	175.60	206.90
GREEN	395.70	1075.10	1470.80
HART	290.40	963.30	1253.70
MENDELSON	251.60	658.30	909.90
PETTINI	9.70	314.30	324.00
ROBINSON	495.80	1124.70	1620.50
TWITTY	174.20	1987.80	2162.00
WINIESDORFFER	142.10	552.50	694.60
WOOD	550.10	1772.40	2322.50
<b>TOTAL</b>	<b>2776.30</b>	<b>10484.50</b>	<b>13260.80</b>
<b>2ND CIRCUIT</b>			
ANDERSON	221.30	1709.20	1930.50
GAINER	136.90	1712.10	1849.00
HART	67.30	582.50	649.80
KERN	65.60	1042.40	1108.00
ZEHNDER	69.20	1847.90	1917.10
<b>CIRCUIT TOTAL</b>	<b>560.30</b>	<b>6894.10</b>	<b>7454.40</b>
<b>5TH CIRCUIT</b>			
BALDWIN	243.10	702.90	946.00
BOSTIC	383.80	1467.40	1851.20
MONK	394.70	1546.20	1940.90
POSTALWAIT	178.80	550.40	729.20
SHAVER	234.50	1445.00	1679.50
STARCHER	515.90	1028.90	1544.80
<b>CIRCUIT TOTAL</b>	<b>1950.80</b>	<b>6740.80</b>	<b>8691.60</b>

<b>CIRCUIT</b>	<b>IN COURT</b>	<b>OUT OF COURT</b>	<b>TOTAL HOURS</b>
<b>6TH CIRCUIT</b>			
BARRY	168.00	651.00	819.00
BROWN R	306.50	1813.40	2119.90
BRYSON	604.70	720.80	1325.50
CAMPBELL	461.50	1476.40	1937.90
CHAKSUPA	11.30	12.50	23.80
FRALEY	266.90	593.30	860.20
HENDERSON	704.70	1671.70	2376.40
JORDAN	343.00	1782.30	2125.30
LOCKWOOD	491.00	1259.80	1750.80
MCGERVEY	245.40	608.90	854.30
REYNOLDS	5.90	194.00	199.90
WEED	271.10	1704.90	1976.00
WILKINSON	188.80	1922.90	2111.70
<b>CIRCUIT TOTAL</b>	<b>4068.80</b>	<b>14411.90</b>	<b>18480.70</b>
<b>7TH CIRCUIT</b>			
HARWOOD	119.00	494.80	613.80
MERCERUIO	243.20	1385.10	1628.30
NIEHAUS	67.10	262.10	329.20
NIKSA	707.20	1175.80	1883.00
SPRADLING	309.60	1460.90	1770.50
<b>CIRCUIT TOTAL</b>	<b>1446.10</b>	<b>4778.70</b>	<b>6224.80</b>
<b>8TH CIRCUIT</b>			
ANDERSON	204.50	876.90	1081.40
BLAIR	240.80	300.50	541.30
LINKOUS	163.30	379.20	542.50
LYALL	56.20	138.10	194.30
<b>CIRCUIT TOTAL</b>	<b>664.80</b>	<b>1694.70</b>	<b>2359.50</b>

<b>CIRCUIT</b>	<b>IN COURT</b>	<b>OUT OF COURT</b>	<b>TOTAL HOURS</b>
<b>9TH CIRCUIT</b>			
ASH	404.30	1494.30	1898.60
BURKS	208.80	1798.30	2007.10
FRENCH	448.80	1629.00	2077.80
KEECH	234.90	1866.20	2101.10
MAIER	370.00	1706.00	2076.00
SAGE	109.10	714.60	823.70
CHILD SERVICES INC.	60.70	100.80	161.50
SITLER	294.90	1700.70	1995.60
<b>CIRCUIT TOTAL</b>	<b>2131.50</b>	<b>11009.90</b>	<b>13141.40</b>
<b>10TH CIRCUIT</b>			
BUFFINGTON	893.90	1180.10	2074.00
GRIFFITH	399.20	964.70	1363.90
HAYDEN	987.50	1038.00	2025.50
MCMILLION	179.00	127.00	306.00
MOORE	968.20	1220.80	2189.00
NOGGY	326.80	1854.30	2181.10
SHUCK	579.20	739.50	1318.70
TURNER	896.00	1117.50	2013.50
<b>CIRCUIT TOTAL</b>	<b>5229.80</b>	<b>8241.90</b>	<b>13471.70</b>
<b>11TH CIRCUIT</b>			
DANIELL	229.50	1749.80	1979.30
HEBB	440.00	1692.30	2132.30
LORENSEN	222.70	1745.70	1968.40
PARAGAMIAN	275.50	1586.80	1862.30
<b>CIRCUIT TOTAL</b>	<b>1167.70</b>	<b>6774.60</b>	<b>7942.30</b>
<b>12TH CIRCUIT</b>			
BECKNER	45.00	137.50	182.50
CATLETT	174.00	596.00	770.00
HURLEY	311.50	805.20	1116.70
REES	585.90	1587.70	2173.60
STANTON E	62.50	407.50	470.00
THOMPSON	78.50	468.00	546.50
<b>CIRCUIT TOTAL</b>	<b>1257.40</b>	<b>4001.90</b>	<b>5259.30</b>

<b>CIRCUIT</b>	<b>IN COURT</b>	<b>OUT OF COURT</b>	<b>TOTAL HOURS</b>
<b>13TH CIRCUIT</b>			
ANDERSON	400.20	1719.70	2119.90
ASHLEY	50.00	217.50	267.50
AYERS	36.20	2449.90	2486.10
BAILEY	146.30	212.80	359.10
BROWN B	186.90	1683.10	1870.00
BYRNE	1.20	568.00	569.20
CAMPBELL	263.50	1821.60	2085.10
CASTELLE	38.20	2352.00	2390.20
CATLETT R	8.60	1371.20	1379.80
CHAUDHRY	61.80	305.10	366.90
CHISOLM	255.50	1866.40	2121.90
COGAR MURRAY	215.80	1869.00	2084.80
CRAIG	205.30	766.30	971.60
CUNNINGHAM	494.50	1794.30	2288.80
DICKINSON	298.50	1787.00	2085.50
EDELMAN	886.30	1209.30	2095.60
FORD	4.00	1879.80	1883.80
HILL	312.50	745.00	1057.50
HOLICKER	58.00	1720.10	1778.10
KENNEY	288.50	1322.60	1611.10
MICHELSON	355.40	1691.50	2046.90
MILLER	758.50	1351.00	2109.50
PANUCCI	78.80	2008.70	2087.50
REED	197.50	409.90	607.40
SHAVERS-FLETCHER	222.80	1661.50	1884.30
SHEETS	282.50	1761.60	2044.10
STEWART	455.00	583.20	1038.20
SULLIVAN	268.30	1362.60	1630.90
TARR	261.00	1812.50	2073.50
WALDEN	152.80	382.10	534.90
<b>CIRCUIT TOTAL</b>	<b>7244.40</b>	<b>40685.30</b>	<b>47929.70</b>

<b>CIRCUIT</b>	<b>IN COURT</b>	<b>OUT OF COURT</b>	<b>TOTAL HOURS</b>
<b>15TH CIRCUIT</b>			
COOK	147.90	927.90	1075.80
DAVIS	447.70	1442.30	1890.00
FOLIO	82.10	380.70	462.80
HAGER	485.90	1444.40	1930.30
REECE	254.10	1692.10	1946.20
SHOCKLEY	348.10	1615.00	1963.10
SINKKANEN	353.80	1568.30	1922.10
SKEEN	323.90	1670.60	1994.50
ULRICH	469.70	1584.20	2053.90
<b>CIRCUIT TOTAL</b>	<b>2913.20</b>	<b>12325.50</b>	<b>15238.70</b>
<b>18TH CIRCUIT</b>			
GIGGENBACH	0.00	272.00	272.00
GOODRICH	303.00	1701.40	2004.40
NIEHAUS	235.50	1227.10	1462.60
VOORHIS	249.60	1904.20	2153.80
<b>CIRCUIT TOTAL</b>	<b>788.10</b>	<b>5104.70</b>	<b>5892.80</b>
<b>23RD CIRCUIT</b>			
ADAMS	176.00	1798.50	1974.50
DAVIS	83.10	382.00	465.10
DEHAVEN	731.20	1670.30	2401.50
DELANEY	402.00	1965.70	2367.70
GREENBAUM	510.00	1447.40	1957.40
KENT JR.	678.50	1423.80	2102.30
LAWSON	333.50	1162.30	1495.80
LEFEBURE	483.50	890.50	1374.00
PHILLIPS	371.50	1616.50	1988.00
RASHEED	492.00	1437.40	1929.40
SPEAKER	411.30	1583.90	1995.20
STANLEY	548.50	1487.30	2035.80
WHITEOAK	447.80	1591.00	2038.80
<b>CIRCUIT TOTAL</b>	<b>5668.90</b>	<b>18456.60</b>	<b>24125.50</b>

<b>CIRCUIT</b>	<b>IN COURT</b>	<b>OUT OF COURT</b>	<b>TOTAL HOURS</b>
<b>24TH CIRCUIT</b>			
PREECE	794.00	1349.00	2143.00
QUEEN	728.00	1329.90	2057.90
<b>CIRCUIT TOTAL</b>	<b>1522.00</b>	<b>2678.90</b>	<b>4200.90</b>
<b>25TH CIRCUIT</b>			
BLEVINS	396.30	1160.80	1557.10
LOCKWOOD	489.70	1264.00	1753.70
MURPHY	342.50	1701.20	2043.70
WHITE	267.50	1796.80	2064.30
WOODS	433.50	1733.90	2167.40
<b>CIRCUIT TOTAL</b>	<b>1929.50</b>	<b>7656.70</b>	<b>9586.20</b>
<b>28TH CIRCUIT</b>			
HURLEY	401.70	464.20	865.90
STANTON C	720.60	1290.50	2011.10
WILLIAMS	361.25	841.25	1202.50
<b>CIRCUIT TOTAL</b>	<b>1483.55</b>	<b>2595.95</b>	<b>4079.50</b>
<b>30TH CIRCUIT</b>			
FOLEY	558.90	1699.50	2258.40
KNOPP	511.90	1571.50	2083.40
MCCUNE	187.10	1642.00	1829.10
VAN ZANT	85.30	520.80	606.10
<b>CIRCUIT TOTAL</b>	<b>1343.20</b>	<b>5433.80</b>	<b>6777.00</b>
<b>STATE TOTAL</b>	<b>44146.35</b>	<b>169970.45</b>	<b>214116.80</b>

**PUBLIC DEFENDER CORPORATIONS  
CASES AND CHARGES REPRESENTED:  
PENDING, OPENED, AND CLOSED  
BY CASE TYPE**

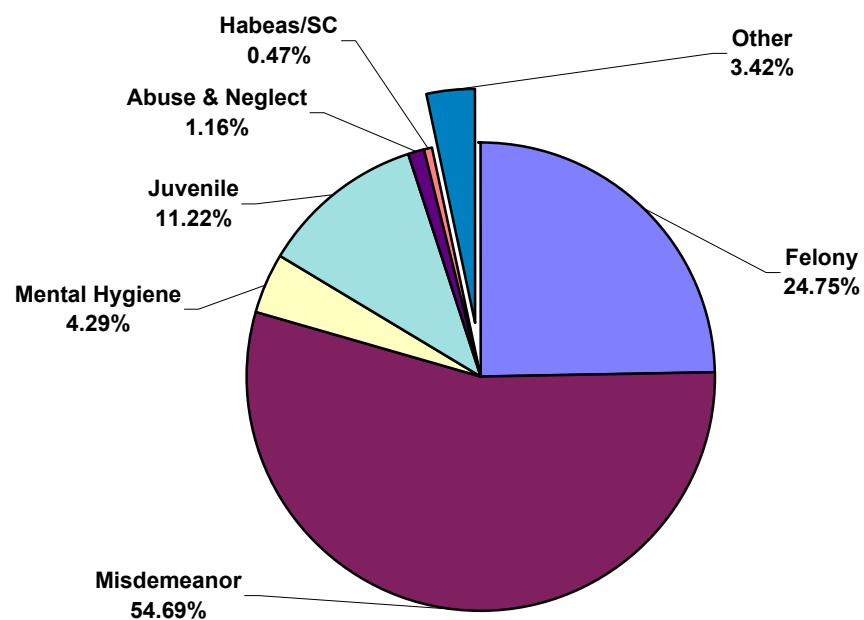
## Public Defender Corporations Caseload for FY 2003 (CASES REPRESENTED)

<b>Felony</b>	7204
<b>Misdemeanor</b>	15918
<b>Mental Hygiene</b>	1248
<b>Juvenile</b>	3267
<b>Abuse &amp; Neglect</b>	337
<b>Habeas/SC</b>	138
<b>Other</b>	994

Parole/Probation Revoc., Extradition, and Contempt
---

<b>Total Caseload</b>	29106
-----------------------	-------

## PUBLIC DEFENDER CASELOAD FY 2003 by Case Type



**PUBLIC DEFENDER CORPORATIONS  
 CASES REPRESENTED FY 2003  
 INCLUDES CARRYOVER AND NEW OPENED CASES**

CIRCUIT/COUNTY	FELONY	MISDEMEAN	PAROLE		TERMIN./ HABEAS	SC	OTHER	TOTAL	
			MENTAL HYGIENE	JUVENILE					
1ST CIRCUIT	437	1361	172	198	79	24	13	102	<b>2386</b>
2ND CIRCUIT	144	494	0	187	37	20	6	30	<b>918</b>
5TH CIRCUIT	148	432	89	47	8	28	3	14	<b>769</b>
6TH CIRCUIT	1034	1884	3	652	63	25	5	10	<b>3676</b>
7TH CIRCUIT	286	350	161	79	6	13	14	0	<b>909</b>
8TH CIRCUIT	390	1121	12	109	2	24	0	15	<b>1673</b>
9TH CIRCUIT	391	1232	109	75	60	76	13	31	<b>1987</b>
10TH CIRCUIT	463	1113	135	237	47	25	0	3	<b>2023</b>
11TH CIRCUIT	185	311	66	112	16	7	7	20	<b>724</b>
12TH CIRCUIT	196	329	15	15	0	4	5	63	<b>627</b>
13TH CIRCUIT	1553	3344	0	416	1	0	52	15	<b>5381</b>
15TH CIRCUIT	371	750	47	312	65	15	0	44	<b>1604</b>
18TH CIRCUIT	113	122	58	37	5	11	6	22	<b>374</b>
23RD CIRCUIT	707	1256	88	314	29	1	6	76	<b>2477</b>
24TH CIRCUIT	181	350	0	175	1	0	0	5	<b>712</b>
25TH CIRCUIT	226	686	120	111	49	25	5	11	<b>1233</b>
28TH CIRCUIT	137	319	42	40	2	31	2	12	<b>585</b>
30TH CIRCUIT	242	464	131	151	12	8	1	39	<b>1048</b>
<b>TOTALS</b>	<b>7204</b>	<b>15918</b>	<b>1248</b>	<b>3267</b>	<b>482</b>	<b>337</b>	<b>138</b>	<b>512</b>	<b>29106</b>



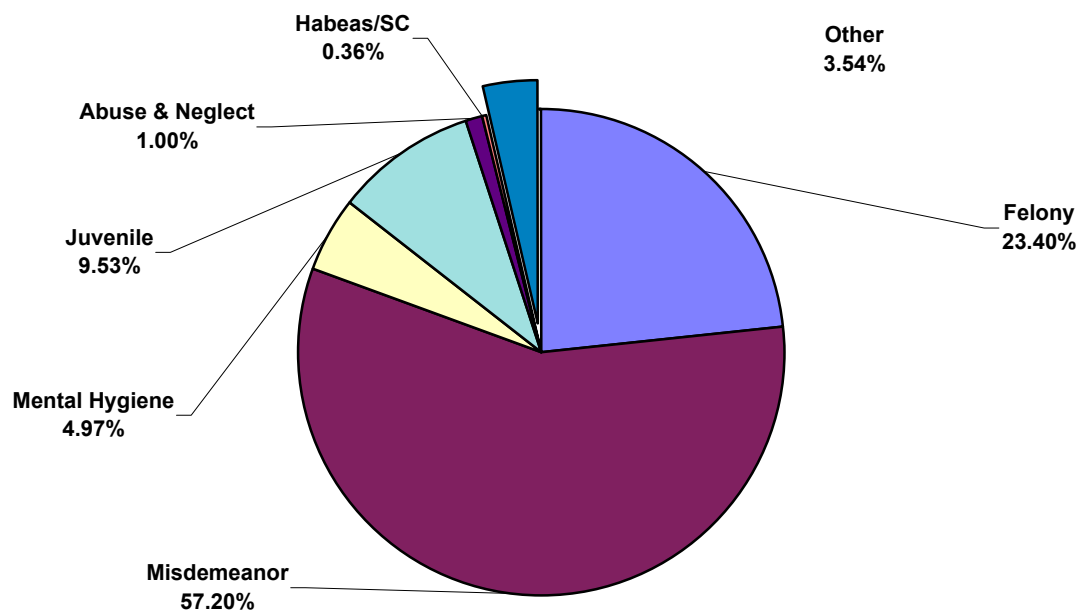
## Public Defender Corporations New Open Cases for FY 2003

<b>Felony</b>	5655
<b>Misdemeanor</b>	13825
<b>Mental Hygiene</b>	1201
<b>Juvenile</b>	2304
<b>Abuse &amp; Neglect</b>	242
<b>Habeas/SC</b>	87
<b>Other</b>	856

Parole/Probation Revoc., Extradition, and Contempt
---

**Total Caseload** 24170

### PUBLIC DEFENDER NEW OPEN CASES FY 2003 by Case Type



**PUBLIC DEFENDER CORPORATIONS  
 NEW CASES OPENED BY CASE TYPE FOR FY 2003**

CIRCUIT	FELONY	MISDEMEAN	MENTAL HYGIENE	JUVENILE	PAROLE	TERMIN/ ABUSE	HABEAS/ SC	OTHER	TOTAL CASES
					PROBAT. REVOCAT				
1ST CIRCUIT	351	1247	168	142	65	12	7	76	2068
2ND CIRCUIT	141	493	0	162	37	15	6	30	884
5TH CIRCUIT	134	402	89	40	8	24	2	13	712
6TH CIRCUIT	859	1661	3	396	54	16	3	10	3002
7TH CIRCUIT	217	312	161	51	5	9	14	0	769
8TH CIRCUIT	192	655	4	59	0	19	0	11	940
9TH CIRCUIT	355	1197	109	56	58	67	11	31	1884
10TH CIRCUIT	414	1048	132	219	44	19	0	2	1878
11TH CIRCUIT	172	302	65	87	16	6	4	18	670
12TH CIRCUIT	189	329	15	15	0	3	5	63	619
13TH CIRCUIT	974	2657	0	211	0	0	27	6	3875
15TH CIRCUIT	332	717	44	258	63	9	0	36	1459
18TH CIRCUIT	102	107	58	21	5	8	2	19	322
23RD CIRCUIT	590	1132	87	286	22	1	4	60	2182
24TH CIRCUIT	159	325	0	131	1	0	0	5	621
25TH CIRCUIT	147	516	103	67	45	14	0	6	898
28TH CIRCUIT	125	301	42	33	1	19	2	12	535
30TH CIRCUIT	202	424	121	70	7	1	0	27	852
<b>TOTAL</b>	<b>5655</b>	<b>13825</b>	<b>1201</b>	<b>2304</b>	<b>431</b>	<b>242</b>	<b>87</b>	<b>425</b>	<b>24170</b>



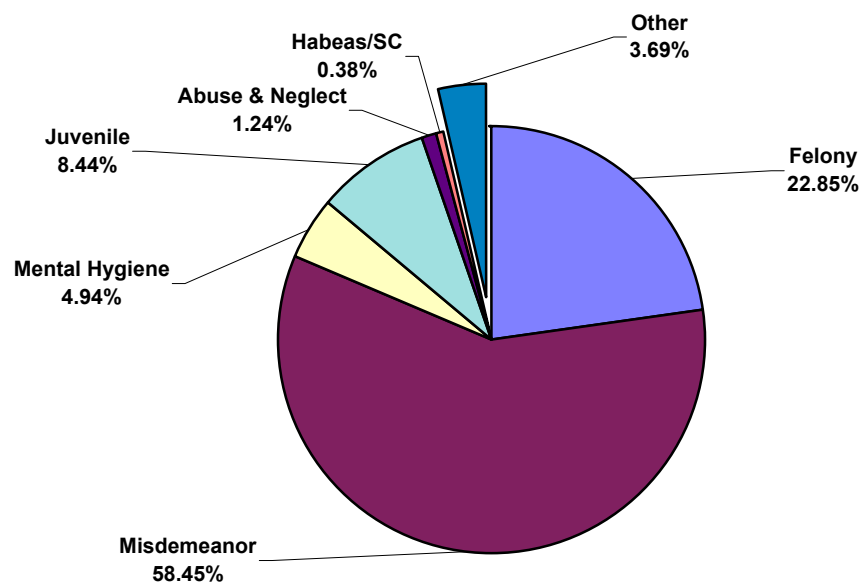
## Public Defender Corporations Closed Cases for FY2003

<b>Felony</b>	5289
<b>Misdemeanor</b>	13528
<b>Mental Hygiene</b>	1144
<b>Juvenile</b>	1953
<b>Abuse &amp; Neglect</b>	288
<b>Habeas/SC</b>	89
<b>Other</b>	853

Parole/Probation Revoc., Extradition, and Contempt
---

**Total Caseload** 23144

### PUBLIC DEFENDER CLOSED CASES FY 2003 by Case Type



**PUBLIC DEFENDER CORPORATIONS  
 NEW CASES CLOSED BY CASE TYPE FOR FY 2003**

<b>CIRCUIT</b>	<b>FELONY</b>	<b>MISDEMEAN</b>	<b>MENTAL HYGIENE</b>	<b>JUVENILE</b>	<b>PAROLE PROBAT. REVOCAT</b>	<b>TERMIN/ ABUSE</b>	<b>HABEAS/ SC</b>	<b>OTHER</b>	<b>TOTAL CASES</b>
<b>1ST CIRCUIT</b>	286	1139	97	142	60	18	12	69	<b>1823</b>
<b>2ND CIRCUIT</b>	142	525	0	130	36	22	3	28	<b>886</b>
<b>5TH CIRCUIT</b>	114	402	90	39	7	25	3	13	<b>693</b>
<b>6TH CIRCUIT</b>	745	1369	1	179	48	20	0	7	<b>2369</b>
<b>7TH CIRCUIT</b>	217	284	159	40	4	10	13	1	<b>728</b>
<b>8TH CIRCUIT</b>	141	506	4	48	0	8	0	4	<b>711</b>
<b>9TH CIRCUIT</b>	400	1207	110	64	57	102	11	37	<b>1988</b>
<b>10TH CIRCUIT</b>	426	1088	177	193	50	15	1	13	<b>1963</b>
<b>11TH CIRCUIT</b>	204	382	64	107	12	10	2	21	<b>802</b>
<b>12TH CIRCUIT</b>	197	338	14	15	0	6	2	60	<b>632</b>
<b>13TH CIRCUIT</b>	922	2846	0	210	4	0	33	18	<b>4033</b>
<b>15TH CIRCUIT</b>	326	774	54	222	60	14	0	50	<b>1500</b>
<b>18TH CIRCUIT</b>	133	112	57	22	1	6	1	19	<b>351</b>
<b>23RD CIRCUIT</b>	484	1083	71	266	16	1	6	59	<b>1986</b>
<b>24TH CIRCUIT</b>	116	278	0	107	0	0	0	5	<b>506</b>
<b>25TH CIRCUIT</b>	159	518	100	63	43	13	0	6	<b>902</b>
<b>28TH CIRCUIT</b>	112	279	40	38	1	14	2	11	<b>497</b>
<b>30TH CIRCUIT</b>	165	398	106	68	6	4	0	27	<b>774</b>
<b>TOTAL</b>	<b>5289</b>	<b>13528</b>	<b>1144</b>	<b>1953</b>	<b>405</b>	<b>288</b>	<b>89</b>	<b>448</b>	<b>23144</b>



**APPENDIX C:  
APPOINTED COUNSEL/PUBLIC DEFENDER  
COMPARISONS  
AVERAGE COSTS BY JUDICIAL CIRCUIT**

**APPOINTED COUNSEL  
 AVERAGE COSTS BY JUDICIAL CIRCUITS FY FY 2003**

CIRCUIT	HOURS	CASES	DOLLARS	COST PER HOUR	COST PER CASE
1ST	10,432.08	690	\$559,861.45	\$53.67	\$811.39
2ND	2,837.70	332	\$145,174.79	\$51.16	\$437.27
3RD	5,803.40	387	\$316,934.85	\$54.61	\$818.95
4TH	30,564.34	3156	\$1,804,469.48	\$59.04	\$571.76
5TH	9,431.31	765	\$497,528.08	\$52.75	\$650.36
6TH	10,105.50	1728	\$556,946.19	\$55.11	\$322.31
7TH	6,557.60	501	\$329,139.50	\$50.19	\$656.97
8TH	6,688.70	193	\$344,574.40	\$51.52	\$1,785.36
9TH	9,292.72	622	\$515,243.57	\$55.45	\$828.37
10TH	5,231.00	383	\$259,928.67	\$49.69	\$678.66
11TH	3,506.80	256	\$179,992.64	\$51.33	\$703.10
12TH	2,012.90	149	\$100,322.32	\$49.84	\$673.30
13TH	18,358.11	2268	\$956,773.17	\$52.12	\$421.86
14TH	8,856.98	680	\$473,853.93	\$53.50	\$696.84
15TH	6,064.25	287	\$307,802.85	\$50.76	\$1,072.48
16TH	17,136.81	1519	\$865,916.53	\$50.53	\$570.06
17TH	13,126.28	1030	\$680,735.41	\$51.86	\$660.91
18TH	4,273.30	165	\$227,198.13	\$53.17	\$1,376.96
19TH	7,939.80	885	\$396,445.86	\$49.93	\$447.96
20TH	5,440.71	484	\$283,069.80	\$52.03	\$584.85
21ST	8,947.10	712	\$493,992.02	\$55.21	\$693.81
22ND	8,064.20	567	\$446,058.91	\$55.31	\$786.70
23RD	11,372.40	644	\$694,797.10	\$61.10	\$1,078.88
24TH	4,380.60	350	\$247,396.79	\$56.48	\$706.85
25TH	8,676.57	546	\$470,610.03	\$54.24	\$861.92
26TH	9,477.60	1019	\$486,898.32	\$51.37	\$477.82
27TH	6,973.90	824	\$422,625.51	\$60.60	\$512.90
28TH	2,774.10	168	\$141,873.71	\$51.14	\$844.49
29TH	8,738.41	681	\$460,999.88	\$52.76	\$676.95
30TH	5,118.66	392	\$265,993.25	\$51.97	\$678.55
31ST	3,372.60	282	\$188,160.62	\$55.79	\$667.24

**APPOINTED COUNSEL AND PUBLIC DEFENDER CORPORATIONS  
 AVERAGE COSTS BY JUDICIAL CIRCUIT FOR FY 2003**

CIRCUIT	APPOINTED COUNSEL					PUBLIC DEFENDER CORP.				
	HOURS	CASES	DOLLARS	COST PER HOUR	COST PER CASE	HOURS	CASES	DOLLARS	COST PER HOUR	COST PER CASE
1ST	10432.08	690	\$559,861.45	\$53.67	\$811.39	13260.80	2386	\$686,154.00	\$51.74	\$287.58
2ND	2837.70	332	\$145,174.79	\$51.16	\$437.27	7454.40	918	\$502,732.00	\$67.44	\$547.64
5TH	9431.31	765	\$497,528.08	\$52.75	\$650.36	8691.60	769	\$529,001.00	\$60.86	\$687.91
6TH/24TH	14486.10	2078	\$804,342.98	\$55.53	\$387.08	22681.60	4388	\$1,214,077.96	\$53.53	\$276.68
7TH	6557.60	501	\$329,139.50	\$50.19	\$656.97	6224.80	909	\$409,361.26	\$65.76	\$450.34
8TH	6688.70	193	\$344,574.40	\$51.52	\$1,785.36	2359.50	1673	\$272,343.00	\$115.42	\$162.79
9TH	9292.72	622	\$515,243.57	\$55.45	\$828.37	13141.40	1987	\$783,626.00	\$59.63	\$394.38
10TH	5231.00	383	\$259,928.67	\$49.69	\$678.66	13471.70	2023	\$788,202.00	\$58.51	\$389.62
11TH	3506.80	256	\$179,992.64	\$51.33	\$703.10	7942.30	724	\$444,224.00	\$55.93	\$613.57
12TH	2012.90	149	\$100,322.32	\$49.84	\$673.30	5259.30	627	\$316,014.00	\$60.09	\$504.01
13TH	18358.11	2268	\$956,773.17	\$52.12	\$421.86	47929.70	5381	\$2,692,874.00	\$56.18	\$500.44
15TH	6064.25	287	\$307,802.85	\$50.76	\$1,072.48	15238.70	1604	\$1,008,293.00	\$66.17	\$628.61
18TH	4273.30	165	\$227,198.13	\$53.17	\$1,376.96	5892.80	374	\$350,268.00	\$59.44	\$936.55
23RD	11372.40	644	\$694,797.10	\$61.10	\$1,078.88	24125.50	2477	\$1,384,280.00	\$57.38	\$558.85
25TH	8676.57	546	\$470,610.03	\$54.24	\$861.92	9586.20	1233	\$503,877.00	\$52.56	\$408.66
28TH	2774.10	168	\$141,873.71	\$51.14	\$844.49	4079.50	585	\$266,616.00	\$65.36	\$455.75
30TH	5118.66	392	\$265,993.25	\$51.97	\$678.55	6777.00	1048	\$314,558.00	\$46.42	\$300.15

**APPOINTED COUNSEL AND PUBLIC DEFENDER CORPORATIONS  
 AVERAGE COSTS BY JUDICIAL CIRCUIT FOR FY 2003 (CLOSED CASES)**

CIRCUIT	APPOINTED COUNSEL					PUBLIC DEFENDER CORP.				
	HOURS	CASES	DOLLARS	COST PER HOUR	COST PER CASE	HOURS	CLOSED CASES	DOLLARS	COST PER HOUR	COST PER CASE
1ST	10432.08	690	\$559,861.45	\$53.67	\$811.39	13260.80	1823	\$686,154.00	\$51.74	\$376.39
2ND	2837.70	332	\$145,174.79	\$51.16	\$437.27	7454.40	886	\$502,732.00	\$67.44	\$567.42
5TH	9431.31	765	\$497,528.08	\$52.75	\$650.36	8691.60	693	\$529,001.00	\$60.86	\$763.35
6TH/24TH	14486.10	2078	\$804,342.98	\$55.53	\$387.08	22681.60	2875	\$1,214,077.96	\$53.53	\$422.29
7TH	6557.60	501	\$329,139.50	\$50.19	\$656.97	6224.80	728	\$409,361.26	\$65.76	\$562.31
8TH	6688.70	193	\$344,574.40	\$51.52	\$1,785.36	2359.50	711	\$272,343.00	\$115.42	\$383.04
9TH	9292.72	622	\$515,243.57	\$55.45	\$828.37	13141.40	1988	\$783,626.00	\$59.63	\$394.18
10TH	5231.00	383	\$259,928.67	\$49.69	\$678.66	13471.70	1963	\$788,202.00	\$58.51	\$401.53
11TH	3506.80	256	\$179,992.64	\$51.33	\$703.10	7942.30	802	\$444,224.00	\$55.93	\$553.90
12TH	2012.90	149	\$100,322.32	\$49.84	\$673.30	5259.30	632	\$316,014.00	\$60.09	\$500.02
13TH	18358.11	2268	\$956,773.17	\$52.12	\$421.86	47929.70	4033	\$2,692,874.00	\$56.18	\$667.71
15TH	6064.25	287	\$307,802.85	\$50.76	\$1,072.48	15238.70	1500	\$1,008,293.00	\$66.17	\$672.20
18TH	4273.30	165	\$227,198.13	\$53.17	\$1,376.96	5892.80	351	\$350,268.00	\$59.44	\$997.91
23RD	11372.40	644	\$694,797.10	\$61.10	\$1,078.88	24125.50	1986	\$1,384,280.00	\$57.38	\$697.02
25TH	8676.57	546	\$470,610.03	\$54.24	\$861.92	9586.20	902	\$503,877.00	\$52.56	\$558.62
28TH	2774.10	168	\$141,873.71	\$51.14	\$844.49	4079.50	497	\$266,616.00	\$65.36	\$536.45
30TH	5118.66	392	\$265,993.25	\$51.97	\$678.55	6777.00	774	\$314,558.00	\$46.42	\$406.41

**APPENDIX D:  
APPOINTED COUNSEL INDEX  
PAYEE TOTAL FOR FISCALYEAR 2003**

**WEST VIRGINIA PUBLIC DEFENDER SERVICES  
 APPOINTED COUNSEL FEES & EXPENSES PAID  
 FISCAL YEAR 2003  
 DESCENDING ORDER BY TOTAL \$  
 Appointed Counsel and Service Providers Separate**

PAYEE	VOUCHER TOTAL	# OF CLAIMS
CLAGETT & GOREY	\$257,158.61	522
VICTOR VICTOR & HELGOE LLP	\$193,571.47	256
HAUGHT IRA M	\$140,064.15	70
REXROAD WILLET & NANNERS PLLC	\$139,144.76	147
RADCLIFF PATRICK LC	\$138,312.17	170
STEPHENS GLORIA M	\$135,628.53	20
BELLOMY & TURNER	\$126,820.37	181
MCGRAW WARREN R II	\$126,559.00	81
WILLIAMS JOHN E JR	\$126,511.33	67
JARRELL ROBERT STEPHEN	\$125,944.75	201
POWELL JAMES MILTON	\$121,788.27	144
DILLON WELLS H	\$114,499.76	117
RUSEN & WHITE PLLC	\$112,761.61	188
MULLINS CHARLES B II	\$111,123.00	101
SKAGGS G ERNEST	\$99,412.44	105
COREY DANIEL S	\$95,281.00	106
BRYANT CARL P	\$94,603.71	203
SUMMERS WILLIAM B	\$92,137.29	181
KEENER RAYMOND III	\$90,397.45	440
ZIEGLER & GUNNOE	\$90,188.31	115
STEVEN A JONES LC	\$88,669.05	113
MERRIFIELD RODNEY B	\$88,559.05	70
BRISCOE L SCOTT	\$87,605.12	86
WHITE MAX HARRY	\$86,790.77	135
GORDON MARGARET A B	\$86,641.58	60
BARR JACK C	\$84,776.74	168
HALL DWIGHT R	\$84,431.90	146
TROISI JOSEPH G	\$82,201.64	138
SHAW R MICHAEL LC	\$81,222.44	188
FREEMAN & NIEZGODA PLLC	\$77,610.30	115
WHITEMAN BURDETTE PLLC	\$75,788.45	101
MAZZEI ROCCO E	\$75,709.61	51
KIRK THOMAS L	\$73,569.33	49
NESSER KERRY A	\$73,066.09	52
RADMAN SCOTT S	\$73,024.17	151
JACKSON & KELLY	\$72,999.11	7
WHITEMAN FRANCES C	\$72,986.68	82
MCDERMOTT & BONENBERGER PLLC	\$71,627.80	111
GARRETT & GARRETT	\$71,524.70	68
FLINCHUM R KEITH	\$69,690.92	56
HAWKINS JAMES E JR	\$69,192.47	317
BARRAT ROBERT E	\$68,899.23	156
SIMS JOHN G	\$68,442.02	183

**WEST VIRGINIA PUBLIC DEFENDER SERVICES  
 APPOINTED COUNSEL FEES & EXPENSES PAID  
 FISCAL YEAR 2003  
 DESCENDING ORDER BY TOTAL \$  
 Appointed Counsel and Service Providers Separate**

PAYEE	VOUCHER TOTAL	# OF CLAIMS
SHAY DANA R	\$67,037.56	66
LANE PAUL E	\$66,626.62	59
RYAN A J	\$66,402.02	77
STAPLETON LAW OFFICES LC	\$64,178.27	40
RUNDLE & RUNDLE LC	\$63,726.50	168
REGER JACOB E	\$63,079.56	197
HENDERSON & FUDA	\$61,795.90	55
CURRY DENNIS H	\$61,774.50	64
WALLACE MICHAEL K	\$61,333.00	96
BLIZZARD GEORGE DANIEL II PLLC	\$60,160.40	30
RUSSELL MELINDA L	\$59,378.33	53
ORTEZA AILYNN MAE	\$58,826.27	47
THOMPSON & WEATHERHOLT PLLC	\$57,720.98	89
SHOUGH SCOTT A	\$56,512.98	119
LAISHLEY JOHN	\$56,461.06	231
COLLINS & COURTRIGHT	\$56,181.32	114
WHITE KEITH	\$55,113.20	103
ESPOSITO & ESPOSITO	\$54,976.90	84
ARBUCKLE DOUGLAS H	\$54,896.56	73
STONE ROBERT C JR	\$54,843.96	16
MOSES JOSEPH J	\$54,758.36	76
PRALL THOMAS J	\$54,326.53	120
PENNINGTON WILLIAM L	\$53,981.97	62
HYER & LITTLEPAGE	\$53,234.07	55
NOONE ROBERT T	\$52,972.78	45
ROLL W DAN	\$51,895.11	116
LESTER WILLIAM M	\$51,891.31	103
FITZ STEPHEN S	\$51,690.12	99
STOBBS R RUSSELL	\$50,331.46	79
FERRIS HOWARD M	\$49,778.50	184
HARMAN MARLA ZELENE	\$49,700.50	36
NAVY L VICTOR	\$49,628.80	55
VANNOSTRAND & MORTON	\$49,020.41	59
TORRES GEORGE M	\$48,827.59	104
ROTH LEGAL SERVICES LC	\$47,996.63	56
NEISWONGER & WHITE	\$47,583.25	194
BOUCHILLON CROSSAN & COLBURN LC	\$46,816.41	18
SAVILLE & STEWART PLLC	\$46,628.95	70
WALL RANDALL D	\$46,521.33	217
KARICKHOFF DAVID	\$46,417.02	83
BAGBY STEVE	\$46,126.77	49
SIMMONS & SIMMONS LC	\$45,844.63	23
BROWN & LEVICOFF	\$45,657.18	57

**WEST VIRGINIA PUBLIC DEFENDER SERVICES  
 APPOINTED COUNSEL FEES & EXPENSES PAID  
 FISCAL YEAR 2003  
 DESCENDING ORDER BY TOTAL \$  
 Appointed Counsel and Service Providers Separate**

PAYEE	VOUCHER TOTAL	# OF CLAIMS
ISNER JUDITH A	\$45,512.14	39
ARNOLD S ANDREW	\$45,242.45	32
ELDER JEFFREY A LC	\$45,205.10	60
BAYLISS SHAWN D	\$44,737.05	76
HUFFMAN WILLIAM O	\$43,868.34	30
KRIVONYAK JOHN C	\$43,791.00	197
RODGERS JEFFREY S	\$43,665.69	77
BULLMAN & BULLMAN	\$43,190.99	60
ELLEM JOHN N	\$43,144.08	165
LINKOUS GERALD R	\$42,583.48	60
TATE REBECCA L	\$41,980.88	78
CRANDALL PYLES HAVILAND & TURNER LLP	\$41,845.54	39
ERHARD CRAIG P	\$41,669.77	32
GARRETT & FARBER	\$41,521.39	75
ZIMAROWSKI JAMES B	\$41,444.72	42
HAGER HARRY L	\$41,340.00	748
FERGUSON LISA WEESE	\$41,302.30	71
THORNE STEVEN M	\$41,216.50	101
VALENTINO WILLIAM RIDER	\$41,058.43	55
CALLAGHAN & CALLAGHAN PLLC	\$40,965.34	31
POWELL JAMES CORBLEY	\$39,858.50	29
HAYNIE BELINDA A	\$39,629.04	87
CHILDLAW SERVICES INC	\$39,528.17	58
BRECKINRIDGE DAVIS & SPROLES PLLC	\$39,422.84	52
HUMBERSON DON A	\$39,320.16	45
WILSON & BAILEY	\$39,285.48	41
NOGAY CATHRYN A	\$38,762.76	19
SUTTON & JANELLE PLLC	\$38,678.04	48
HATFIELD HARRY M	\$38,633.30	65
RHODES JAMES RANDALL	\$38,522.92	52
SIRK TIMOTHY M	\$37,812.85	76
CARR BRIAN KEITH	\$37,706.04	134
LUPARDUS TIMOTHY P	\$37,575.46	100
FORESTER WILLIAM T	\$37,464.77	56
SPARKS C MICHAEL	\$37,262.63	40
DEAN & MAYNARD PLLC	\$36,898.70	68
MOLESSA HEATHER IRELAND	\$36,189.59	31
STANTON GEORGE P III	\$35,870.00	36
PANCAKE F CODY III	\$35,526.19	55
WINDOM RODNEY C	\$35,415.20	30
BEANE JOHN D	\$34,875.77	56
CARL KEATON & FRAZER PLLC	\$34,851.00	51
GEARY & GEARY LC	\$34,442.97	46

**WEST VIRGINIA PUBLIC DEFENDER SERVICES  
 APPOINTED COUNSEL FEES & EXPENSES PAID  
 FISCAL YEAR 2003  
 DESCENDING ORDER BY TOTAL \$  
 Appointed Counsel and Service Providers Separate**

<b>PAYEE</b>	<b>VOUCHER TOTAL</b>	<b># OF CLAIMS</b>
TAYLOR PAUL G	\$34,230.02	20
HUNT & SERRENO	\$34,164.04	22
GUTMANN RICHARD M LC	\$33,680.91	64
MANYPENNY J PERRY	\$32,821.75	82
BREWER & GIGGENBACH PLLC	\$32,546.24	32
SHERMAN LAWRENCE E JR LC	\$32,336.35	24
SPURLOCK JAMES E	\$32,324.88	58
LA NEVE & MILEY PLLC	\$32,098.31	33
COOK & COOK	\$32,068.00	51
FITTRO JONATHAN	\$31,600.95	41
SEE & SEE	\$31,590.97	27
OOTEN GRAYDON C JR	\$31,417.00	42
PRITT JEFFRY A	\$31,253.76	20
DEMPSTER BRIAN C	\$31,028.64	47
TRUMP & TRUMP	\$30,943.17	30
PENNINGTON DEANNA L	\$30,940.00	83
WOLFE DORWIN J LC INC	\$30,720.16	51
BURDETTE KRISTINE ADELE	\$30,426.33	79
KELLEY LEGAL SERVICES PLLC	\$30,244.00	77
KURELAC PATRICIA A	\$29,945.49	39
CASEY JAMES M	\$29,714.98	39
WEBB DAVID HAMILTON	\$29,657.80	46
DYER THOMAS G	\$29,656.13	13
DAVIS CHRISTOPHER A	\$29,627.41	45
DEAN CHRISTOPHER	\$29,583.81	68
SPONAUGLE KEVIN C	\$29,514.05	20
HARVEY & JANUTOLO	\$29,440.65	72
HIVELY HERBERT L II	\$29,345.23	97
BENFORD LEE F II	\$29,007.34	79
MCCOY JAMES A JR	\$28,508.00	32
NEWBOLD WILEY W	\$28,227.42	37
BRADLEY & ALBRIGHT PLLC	\$28,083.08	57
DILS JAN D	\$28,043.46	71
SANDERS AUSTIN PRUDICH & FLANIGAN	\$28,008.03	57
BROWNING ROBERT JR LC	\$28,007.55	79
SAL NATALIE J	\$28,006.69	16
ROLLO EDMUND J	\$27,900.35	70
THORN & THORN LC	\$27,861.95	15
SMITH & SCANTLEBURY LC	\$27,832.57	47
WILDMAN ERIC KEITH	\$27,525.72	55
HUGHART KEVIN W	\$27,466.33	44
MCCUE LISA V	\$27,359.36	32
LASH FRANKLIN W	\$27,299.33	30

**WEST VIRGINIA PUBLIC DEFENDER SERVICES  
 APPOINTED COUNSEL FEES & EXPENSES PAID  
 FISCAL YEAR 2003  
 DESCENDING ORDER BY TOTAL \$  
 Appointed Counsel and Service Providers Separate**

PAYEE	VOUCHER TOTAL	# OF CLAIMS
LEGG BASIL JR	\$27,098.20	46
LOUDERBACK ROBIN R	\$26,919.50	181
GREGORY BETTY SUE CLARK	\$26,885.43	52
HASSAN RONALD D	\$26,815.00	43
LACARIA PHILIP A	\$26,814.00	34
HICKS NATHAN A PLLC	\$26,375.00	19
STANTON G PATRICK JR	\$26,265.65	26
DUTY WILLIAM H	\$26,244.53	68
FRANCIS ERIC M	\$26,204.44	29
PHILLIPS GARDILL KAISER & ALTMAYER	\$26,050.71	13
MORRIS GARY W II	\$25,963.30	10
BAILEY REGGIE R	\$25,615.62	87
MANCINI STEVEN K	\$25,578.43	21
EKENASI GEOFFREY I	\$25,271.00	15
FLANIGAN JAMES L	\$25,065.90	34
GIGGENBACH ELIZABETH K	\$25,045.10	15
RYAN KOURTNEY A	\$24,813.00	13
GREINER & CYRUS LC	\$24,783.38	25
SELBY BEVERLY S	\$24,696.63	5
PATTON ANDREW C	\$24,631.10	57
SAFFER MARTIN V	\$24,458.00	24
SCOTT CINDY S	\$24,154.00	23
EDWARDS JAMES BRYAN	\$24,149.82	17
MUNCHMEYER THOMAS MOORE	\$23,811.50	38
SHARLEY MICHAEL J	\$23,706.36	34
DOWNING MARVIN L	\$23,655.28	34
JOHNSTON HOLROYD & ASSOCIATES	\$23,558.50	47
MARTINO GARY J	\$23,470.50	61
HAMILTON NEAL J	\$23,210.61	52
MORGAN EDWARD WARD	\$23,155.50	22
HARTMAN & HARTMAN PLLC	\$22,996.66	56
BONINSEGNA SANTE JR	\$22,557.14	47
KUYKENDALL WILLIAM R	\$22,543.19	23
JACOVETTY GERALD G JR LC	\$22,258.82	69
PRESTON & WEESE LC	\$22,135.30	28
TALLMAN CHARLES DARREN	\$22,032.50	69
S SEAN MURPHY LC	\$21,879.39	20
SPRIGGS LISA F	\$21,838.24	36
HALL KAREN L	\$21,330.44	114
BISCHOFF DONALD K	\$21,129.68	30
STAREK NOELLE A PLLC	\$20,926.55	7
PEYTON HARVEY D	\$20,700.10	48
OSHOWAY F JOHN	\$20,697.00	5

**WEST VIRGINIA PUBLIC DEFENDER SERVICES  
 APPOINTED COUNSEL FEES & EXPENSES PAID  
 FISCAL YEAR 2003  
 DESCENDING ORDER BY TOTAL \$  
 Appointed Counsel and Service Providers Separate**

PAYEE	VOUCHER TOTAL	# OF CLAIMS
REED & REED	\$20,695.85	27
DUFFY KEVIN C	\$20,523.79	9
ALBERTY MICHAEL C	\$20,415.68	14
MAYNARD TERESA D	\$20,368.84	83
TYREE EMBREE & ASSOCIATES PLLC	\$19,982.00	46
SANTER & SANTER	\$19,649.83	48
MCNEER HIGHLAND MCMUNN & VARNER LC	\$19,492.54	18
SCHOEN PATTI ANN	\$19,422.17	21
FOLIO JOHN SAMUEL	\$19,309.24	17
DEMOSS DAVID B	\$19,198.00	62
KING WAYNE	\$19,172.50	24
PALMER JAMES J III	\$19,101.79	25
KRATOVIL & AMORE PLLC	\$19,070.79	26
ANDERSON PARKULO STANSBURY & ASSOCIATES LC	\$19,032.29	39
MILLS KEVIN D	\$18,920.10	9
ASKINTOWICZ JOHN W III	\$18,884.31	35
MOYE DAVID O	\$18,842.95	44
SPILMAN THOMAS & BATTLE	\$18,682.85	17
YANNERELLA DON A	\$18,547.21	9
MOUNTS TONYA L LC INC	\$18,418.07	34
RICHARDSON RICHARDSON & CAMPBELL	\$18,276.85	48
HOWLEY LOREN B	\$18,187.10	11
WALKER JAMES A	\$18,090.74	36
HANCOCK & SEARS	\$18,068.35	24
BLYLER HOWARD J	\$17,979.23	56
CASTO & CASTO LC	\$17,969.37	11
WEESE ROGER R	\$17,904.00	27
HERNDON STEPHEN D	\$17,671.48	24
YACKEL RAYMOND H	\$17,574.91	23
NOVIBILSKI JEROME R	\$17,531.10	32
MULLENS R MIKE & ASSOCIATES LC	\$17,525.80	47
DOUGLASS ERNEST M	\$17,513.48	63
SKEEN KENNAD L	\$17,351.28	31
TORISEVA TERESA C	\$17,268.00	16
KERNS TIMOTHY J	\$17,265.24	32
VIEWEG GEORGE B III	\$17,240.86	15
CILIBERTI LAW OFFICE LC	\$16,848.49	24
HUNTER J BURTON III	\$16,797.41	26
RAY WINTON & KELLEY PLLC	\$16,429.00	149
KAYSER LAYNE & CLARK PLLC	\$16,423.37	45
HIGGINS HOWARD G JR	\$16,271.66	13
BLAKE MICHAEL	\$16,106.42	38
PELLEGRIN MARK P	\$16,051.50	51

**WEST VIRGINIA PUBLIC DEFENDER SERVICES  
 APPOINTED COUNSEL FEES & EXPENSES PAID  
 FISCAL YEAR 2003  
 DESCENDING ORDER BY TOTAL \$  
 Appointed Counsel and Service Providers Separate**

PAYEE	VOUCHER TOTAL	# OF CLAIMS
MORAN CATHERINE JANE	\$15,699.13	34
WRIGHT LACY W JR	\$15,504.50	15
MANFORD BYRON CRAIG	\$15,292.13	4
KOSTOL KAREN B	\$14,987.77	11
ANDERSON PATRICK B	\$14,984.27	39
WATKINS WILLIAM M III	\$14,937.75	35
PARTAIN GEORGE L	\$14,886.84	34
FRASHER GARY WAYNE	\$14,841.19	13
DALBY NANCY A	\$14,837.37	9
MUSGRAVE RAYMOND G	\$14,761.21	9
CLARKE D RANDALL	\$14,737.98	20
SMITH CLINTON W	\$14,727.50	29
BEAN & BEAN	\$14,462.50	20
ROSINSKY TIMOTHY P	\$14,392.76	16
JUDY & JUDY	\$14,342.41	32
STOLLINGS HARLEY E	\$14,001.45	16
GIBSON MICHAEL F	\$13,921.40	22
KIRKPATRICK DAVID A	\$13,833.76	11
NEWMAN KEITH L	\$13,830.50	23
ALEXANDER MATTHEW W	\$13,399.39	25
BALL & HIGGINS PLLC	\$13,250.12	13
SIMS DAVID A	\$13,217.06	23
HENDRICKS PETER A	\$13,169.50	17
CARROLL GALE E	\$13,113.08	11
ATKINS PAUL S	\$13,100.00	169
WIEDEL DIANA CARTER	\$13,017.62	10
WIDMER COOMBS & GAYDOS PLLC	\$12,914.15	9
GUILLS JESSE O JR	\$12,909.49	33
ZAMOW THOMAS	\$12,885.55	17
VANMETER LERA K	\$12,869.90	24
BUTLER JOHN M	\$12,777.07	7
BUSCH & TALBOTT LC	\$12,770.83	14
PARMER LAW OFFICE	\$12,650.69	20
HAMILTON BURGESS YOUNG & POLLARD	\$12,530.56	19
HILL PATRICIA TOLLE	\$12,481.86	12
CICCARELLO DEL GUIDICE & LAFON	\$12,302.26	21
PANEPINTO MARK D	\$12,218.47	3
TYSON DAVID R	\$12,085.17	21
ROSENLIEB DUANE C JR	\$12,051.80	19
GARDNER & JACKSON	\$12,014.71	27
YEAGER JOHN R JR	\$11,996.77	8
LEWIS AMY L J	\$11,972.64	7
ANDERSON CHARLES E	\$11,884.95	16

**WEST VIRGINIA PUBLIC DEFENDER SERVICES  
 APPOINTED COUNSEL FEES & EXPENSES PAID  
 FISCAL YEAR 2003  
 DESCENDING ORDER BY TOTAL \$  
 Appointed Counsel and Service Providers Separate**

<b>PAYEE</b>	<b>VOUCHER TOTAL</b>	<b># OF CLAIMS</b>
FRANKOVITCH ANETAKIS COLANTONIO & SIMON	\$11,436.10	29
LAMBERT PAMELA A	\$11,392.51	9
KING WILLIAM KENDRICK	\$11,340.10	4
WITT RICHARD C	\$11,317.09	19
BOWERS JEFFREY S	\$11,302.95	12
BREMER JOHN L	\$10,981.00	14
KARR DAVID JR	\$10,896.69	12
RYAN WILLIAM D	\$10,720.52	33
THURMAN WILLIAM C	\$10,699.60	7
VANDERVORT ROBERT CLARKE	\$10,689.57	2
DOOLEY KATHERINE L	\$10,628.06	23
FAST THOMAS K	\$10,564.33	17
DONNELLY & CARBONE PLLC	\$10,441.66	16
SHAFFER JOSEPH F	\$10,430.13	6
AUCREMANNE JOSEPH	\$10,416.64	27
HAYES & HALL PLLC	\$10,372.57	17
CHASE JOHN K IV	\$10,143.00	21
CARDOSO LEANNE M	\$10,101.19	12
GODWIN JAYMIE S	\$9,991.96	32
GREENBAUM STEVEN A	\$9,946.50	1
DALTON MARSHA	\$9,915.00	8
PAYNE WILBERT A	\$9,872.27	37
WATERS WARNER & HARRIS	\$9,786.37	10
BARRY CHAD DOUGLAS	\$9,750.68	34
GLENN JOHN R LAW OFFICES LC	\$9,630.10	32
WARNER KIMBER RATCLIFFE	\$9,574.89	9
FRANK P BUSH JR & ASSOCIATES LC	\$9,386.20	40
LUCAS MICHAEL W III	\$9,306.49	14
WALTERS & KRAUSKOPF	\$9,277.36	15
SPADARO LAURA E	\$9,155.83	8
WILSON SEAN	\$9,101.00	16
SCHEETZ CHRISTOPHER A	\$9,100.51	23
BEVERIDGE BRENT E	\$9,093.14	32
HUDNALL MARK D	\$9,091.93	13
BAILEY & WYANT PLLC	\$8,921.61	2
PAESANI & KEATON PLLC	\$8,819.16	7
PRICE LOUIE T	\$8,809.65	17
CAMILLETTI DAVID A	\$8,746.95	4
EILAND & BENNETT	\$8,656.96	10
DEMARINO SHELLY MORRIS PLLC	\$8,587.60	40
VITAL RICHARD L	\$8,521.50	10
SWEENEY LAVERNE	\$8,511.59	24
ROOP SMITH & ROOP LAW OFFICE	\$8,397.50	5

**WEST VIRGINIA PUBLIC DEFENDER SERVICES  
 APPOINTED COUNSEL FEES & EXPENSES PAID  
 FISCAL YEAR 2003  
 DESCENDING ORDER BY TOTAL \$  
 Appointed Counsel and Service Providers Separate**

<b>PAYEE</b>	<b>VOUCHER TOTAL</b>	<b># OF CLAIMS</b>
SCHRADER BYRD & COMPANION PLLC	\$8,378.56	2
FILE PAYNE SCHERER & FILE	\$8,271.03	12
HOPKINS VIRGINIA JACKSON	\$8,213.30	2
SIMMONS EUGENE M	\$8,154.50	10
BYRNE & HEDGES	\$8,087.45	5
ABRAMS BYRON & HART	\$8,006.99	8
JUBA-PLUMLEY ROSALEE	\$7,951.50	7
CRICHTON & CRICHTON	\$7,820.50	50
HOLROYD FRED F III	\$7,818.70	26
POWELL CAROLINE STAFFORD	\$7,813.50	10
WOOTON LAW FIRM	\$7,801.00	18
JACOBS G PATRICK THE LAW OFFICE OF LC	\$7,793.68	26
ROBINSON & MCELWEE	\$7,757.47	1
LAMP PAT	\$7,622.99	27
BUCY WINIFRED L	\$7,536.00	13
KENNETH J BARNETT PC	\$7,532.34	7
ROWE JAMES S	\$7,512.00	13
STEPTOE & JOHNSON	\$7,423.70	6
RILEY & COOKMAN PLLC	\$7,288.75	20
SNYDER & HASSIG	\$7,190.96	9
FORMAN & HUBER LC	\$7,173.57	3
ORNDORFF DAVID L	\$7,135.70	5
FULLEN FLOYD R	\$7,071.09	9
MORGAN DENNIE S JR	\$6,978.65	16
HALL JEFFREY L	\$6,932.82	28
KATZ KANTOR & PERKINS	\$6,903.94	20
HATFIELD MCGINNIS E JR	\$6,874.45	1
POWELL & MAJESTRO PLLC	\$6,770.50	6
SELDEN STANLEY I	\$6,697.93	11
WHITT MICHAEL R	\$6,691.50	4
BALLARD MCGINLEY PLLC	\$6,684.82	23
LEWIS HIRAM C IV	\$6,667.16	9
HEDGES JONES WHITTIER & HEDGES	\$6,623.10	16
CLINE MICHAEL R	\$6,567.50	14
MIELKE WAYNE ROBERT	\$6,542.50	7
PAUGH SUSAN K	\$6,521.33	19
CZARNIK R THOMAS	\$6,332.72	3
STANTON SHIRLEY J	\$6,312.71	12
HEWITT JENNIFER DAY	\$6,311.90	4
LILLY MELISSA D	\$6,293.50	10
BIBB EDGAR E III	\$6,288.07	13
SPAULDING BERNARD L	\$6,219.50	3
HACKNEY JOHN G JR	\$6,209.00	14

**WEST VIRGINIA PUBLIC DEFENDER SERVICES  
 APPOINTED COUNSEL FEES & EXPENSES PAID  
 FISCAL YEAR 2003  
 DESCENDING ORDER BY TOTAL \$  
 Appointed Counsel and Service Providers Separate**

PAYEE	VOUCHER TOTAL	# OF CLAIMS
OURS JOHN G	\$6,195.80	16
HALLINAN JACQUELINE A	\$6,141.24	27
JONES WILLIE J	\$6,106.50	10
REGAN THOMAS M LC	\$5,891.90	9
FROBLE MICHAEL E	\$5,864.11	7
WOOD & WININSKY PLLC	\$5,821.00	2
LOSCH LARRY E	\$5,793.50	5
SILVER PAULA K	\$5,746.52	1
WILSON & SHIELDS LC	\$5,665.50	5
UNDERWOOD LAW OFFICES INC	\$5,643.85	12
HART DAVID W	\$5,625.12	7
GOLDEN ELLEN FRANCES	\$5,566.35	8
FREELAND EDDIE LAW FIRM PLLC	\$5,555.50	8
KHAN TASNEEM Q	\$5,552.68	9
MCINTYRE RHONDA M	\$5,463.50	7
POOL JAMES M	\$5,385.00	8
BURTON DEANDRA	\$5,371.00	7
MICHAEL NELSON M LC	\$5,353.73	5
HILL DAVID L	\$5,324.20	20
SHEEHAN & NUGENT PLLC	\$5,239.80	2
JOEL DAVID J	\$5,209.50	4
ROMAIN JULIE GOWER	\$5,155.21	31
ASHLEY ANITA HAROLD	\$5,145.65	5
SELLARO AMBER URTSO	\$5,110.00	11
RUNDLE JULIET WALKER	\$5,059.00	12
CHRIST KATRINA M	\$4,952.35	7
FOLICKMAN PAMELA R LAW OFFICE OF	\$4,911.48	10
BOGARAD SHARON N	\$4,871.95	1
CASSIDY MYERS COGAN VOEGELIN & TENNANT LC	\$4,867.32	1
TUCKER GREGORY A	\$4,856.24	5
CRAIG A COURTENAY	\$4,791.00	3
TAYLOR LAW FIRM PLLC	\$4,779.50	50
SPONAUGLE & SPONAUGLE	\$4,759.50	8
MCLAUGHLIN & CURRY	\$4,685.00	27
SAYRE THOMAS H	\$4,680.15	4
STACY DON M	\$4,649.00	6
COOPER PRESTON & DOUGLAS PLLC	\$4,467.84	11
LANE PATRICK	\$4,462.00	5
CONRAD LARRY J	\$4,459.36	27
BLEVINS MARK A	\$4,420.50	15
POLING LECKTA L	\$4,346.65	4
WEBER & WEBER	\$4,344.34	22
WINTER KURT J	\$4,304.18	9

**WEST VIRGINIA PUBLIC DEFENDER SERVICES  
 APPOINTED COUNSEL FEES & EXPENSES PAID  
 FISCAL YEAR 2003  
 DESCENDING ORDER BY TOTAL \$  
 Appointed Counsel and Service Providers Separate**

PAYEE	VOUCHER TOTAL	# OF CLAIMS
YOUNG WILLIAM PRENTICE	\$4,166.70	2
HARRINGTON TRAVERS R JR	\$4,155.10	7
VITAL ROBERT E LC	\$3,880.59	3
CONNER APRIL D	\$3,842.00	23
BLALOCK JANE REINER	\$3,761.49	2
AVIS WITTEN & WANDLING LC	\$3,745.10	11
WHEATON KEITH LEWIS	\$3,731.87	4
MCARDLE ELGINE H	\$3,724.84	3
HAMILTON CHARLES R	\$3,685.00	13
CLAY PAUL O JR	\$3,656.78	9
GALL D CONRAD	\$3,617.07	20
BACHMANN HESS BACHMANN & GARDEN	\$3,617.03	2
BOOMER JAMES FRANKLIN	\$3,614.20	9
MORGAN E LAVOYD JR	\$3,568.88	8
FERRO BRETT M	\$3,509.86	11
PARMER DAVID L	\$3,390.11	2
MCCAMIC & MCCAMIC	\$3,383.46	1
PULLIN KNOFF FOWLER & FLANAGAN	\$3,380.02	15
CUTRIGHT ROGER L	\$3,380.00	11
KATZ WORKING FAMILIES LAW FIRM LC	\$3,329.56	9
SIEGRIST & WHITE PLLC	\$3,300.05	6
COSENZA UNDERWOOD & MERRIMAN	\$3,285.00	1
WEHNER LAW OFFICES	\$3,280.53	2
GARRETT LINDA NELSON PLLC	\$3,217.85	9
ROHRIG RANDAL W	\$3,185.65	1
PAULEY PERRY W JR	\$3,184.50	31
EVERHART BROWN & SNYDER	\$3,072.65	2
MCKAY PAUL M	\$3,052.19	1
BURNS WHITE & HICKTON	\$3,047.75	2
HARDISON RICHARD JR	\$2,956.50	11
COTTRELL PATRICK L	\$2,891.55	10
ROSE JOAN A	\$2,838.20	3
SMITH COURTLANDT	\$2,816.54	5
CAMPBELL & TURKALY	\$2,804.00	9
BIGELOW BRIAN ELLIOTT	\$2,795.50	11
TWYMAN & HARDING	\$2,664.70	7
CIPRIANI & PAULL LC	\$2,642.32	1
CONAWAY TIMOTHY R	\$2,609.00	3
VAN ZANT SUSAN J LC	\$2,539.89	9
HERNDON MORTON HERNDON & YAEGER	\$2,516.00	2
BASTIEN & LACY LC	\$2,500.00	1
SHAFFER & SHAFFER	\$2,376.00	2
KEENAN & ASSOCIATES LC	\$2,299.88	3

**WEST VIRGINIA PUBLIC DEFENDER SERVICES  
 APPOINTED COUNSEL FEES & EXPENSES PAID  
 FISCAL YEAR 2003  
 DESCENDING ORDER BY TOTAL \$  
 Appointed Counsel and Service Providers Separate**

PAYEE	VOUCHER TOTAL	# OF CLAIMS
RUTTENBERG ROBYN	\$2,262.10	1
SAMMONS OLIVERO & PARASCHOS	\$2,216.11	4
TISSUE PHILIP J	\$2,205.46	3
BLAIR ELIZABETH	\$2,185.57	5
MITCHELL JOHN R JR LAW OFFICE OF LC	\$2,111.00	11
SKEEN KENNAD LEE II	\$2,102.57	8
VIEWEG MARK E	\$2,072.85	5
CLINE-GENTILE DELLA	\$2,071.90	3
GRIFFITH BOYCE	\$2,032.50	12
RANSBOTTOM JENNIFER DICKENS	\$2,005.79	6
RODRIGUEZ KENNETH M	\$1,966.57	6
ANGOTTI & STRAFACE LC	\$1,956.50	6
RYMER GARY L	\$1,947.20	2
HAYES MORGAN B	\$1,942.00	1
BETER GEORGE D	\$1,927.37	1
STEELE THOMAS G	\$1,924.43	2
STOVER WILLIAM D	\$1,912.50	6
MAUSER BERNARD R	\$1,860.80	9
KAUFMAN KEVIN S	\$1,812.55	2
BRUCE BARRY L	\$1,806.56	3
ALT RENAE S	\$1,794.37	3
WILMOTH DAVID H LC	\$1,763.68	8
BRUCE BARRY L & ASSOCIATES LC	\$1,656.18	4
WOLFINGBARGER BRENT W	\$1,612.30	9
LAZENBY K BRUCE	\$1,591.00	8
SEIBERT & KASSERMAN LC	\$1,553.80	1
BINEGAR DAVID JAMES	\$1,545.50	1
PERRY DAVID D	\$1,530.00	1
SPRADLING MARSHALL C	\$1,489.50	2
BRYAN CARSON N	\$1,482.64	4
JORY & SMITH	\$1,456.07	3
BROWN COLLEEN M	\$1,429.50	1
O'BRIEN ROBERT J	\$1,404.00	12
CONRAD ERWIN L	\$1,338.32	5
SUPPLE JOE M	\$1,331.55	4
DUNN RALPH	\$1,261.06	2
VAUGHAN F MALCOLM PLLC	\$1,241.50	2
MOFFATT D KEVIN LAW OFFICE OF PLLC	\$1,228.50	3
STANTON E SCOTT	\$1,208.00	2
JESSER LAW FIRM PLLC	\$1,139.50	2
JOSEPH A WALLACE LC INC	\$1,135.15	2
WALKER LELA PLLC	\$1,128.41	7
ANDRE ROBERT J III	\$1,112.00	2

**WEST VIRGINIA PUBLIC DEFENDER SERVICES  
 APPOINTED COUNSEL FEES & EXPENSES PAID  
 FISCAL YEAR 2003  
 DESCENDING ORDER BY TOTAL \$  
 Appointed Counsel and Service Providers Separate**

PAYEE	VOUCHER TOTAL	# OF CLAIMS
HENDERSON SCOTT A	\$1,100.50	6
BERRY KESSLER CRUTCHFIELD & TAYLOR	\$1,054.20	5
SCHARF WILLIAM H	\$1,003.50	3
MCHALE C A	\$978.00	1
CURNUTTE SCOTT A	\$963.00	10
WAUGH BRENDA	\$954.00	1
ROSE PADDEN & PETTY LC	\$922.00	8
PAESANI STEPHEN	\$858.27	3
FRAGILE PAT C	\$813.50	3
FRAME DAVID W	\$803.00	4
SKINNER ROBERT R	\$785.55	1
CHAFIN LETITIA NEESE	\$766.00	1
MOORE DAVID K	\$709.45	1
GALLAHER D CLINTON IV	\$708.00	2
HOOVER RANDY D	\$703.00	4
BOTTNER KIRK H LAW OFFICE PLLC	\$665.20	3
POWER BECK & MATZUREFF	\$643.23	1
PRENTICE TIMOTHY H	\$640.82	3
SEGAL LAW FIRM	\$616.73	1
ARONSON FINEMAN & DAVIS CO LPA	\$595.50	1
WATSON ANGELA	\$557.00	1
DICKIE MCCAMEY & CHILCOTE PC	\$536.14	2
FITZWATER TRAVIS R	\$532.00	1
MCMILLION BEN	\$508.41	2
BALLARD ANN L	\$477.95	1
THARP LIOTTA & YOKUM LLP	\$452.50	1
CRUM ROBIN M	\$450.20	1
GROVE AMANDA L	\$440.60	1
SMITH GREG K	\$411.50	1
ELSWICK SCOTT E	\$404.50	2
EINREINHOFER JOHN	\$402.50	2
MULLENS SHARON M	\$386.00	1
PATTERSON THOMAS K	\$365.00	3
RATLIFF-THOMAS DARLENE	\$359.50	2
CASEY SYLVIA G	\$342.96	1
MEDAGLIO ELLEN L	\$342.10	1
VENEZIA LAW OFFICES LC	\$329.67	2
HARRIS CHRISTIAN R	\$304.50	1
WOLFE HAROLD B III	\$248.00	1
ANGELINI & ANGELINI	\$247.20	1
JACKSON FRANK A	\$232.90	1
FORD LAW FIRM	\$223.00	2
SMITH THOMAS W	\$202.60	1

**WEST VIRGINIA PUBLIC DEFENDER SERVICES  
 APPOINTED COUNSEL FEES & EXPENSES PAID  
 FISCAL YEAR 2003  
 DESCENDING ORDER BY TOTAL \$  
 Appointed Counsel and Service Providers Separate**

<b>PAYEE</b>	<b>VOUCHER TOTAL</b>	<b># OF CLAIMS</b>
MICHAEL & KUPEC	\$192.50	1
BLANKENSHIP JAMES C III	\$183.50	1
MANN AMY L	\$172.50	3
LAW OFFICES OF DAWN WHITE LC	\$167.50	1
LEWIS LAW PLLC	\$158.24	1
CHARNOCK & CHARNOCK	\$147.00	1
METHENY CONNIE	\$145.00	1
LUSK KYLE G	\$138.60	1
ZERBE CARTER	\$126.00	1
CARRICO LAW OFFICES LC	\$110.00	1
LE QUAN S	\$110.00	1
WILLS MARK E	\$97.50	1
DINSMORE & SHOHL	\$91.50	1
LOCKWOOD DAVID	\$90.00	1
MANN PERRY E	\$83.00	1
<b>TOTAL FOR APPOINTED COUNSEL</b>	<b>\$13,270,625.65</b>	<b>21,518</b>
TRI-S INVESTIGATIONS INC	\$198,725.87	313
VAUGHAN INC	\$81,753.47	205
COOPER GARY L	\$28,890.52	16
MILLS KEVIN D	\$20,422.60	12
DEAK DAVID S	\$20,201.15	52
RICHARDSON DON R ASSOCIATES INC	\$19,500.00	3
PAPE & ASSOCIATES INC	\$18,676.00	2
BECKETT HERMAN H	\$18,411.12	17
BRAMBLE CHARLES E III	\$18,382.48	11
ADAMSKI THOMAS R MD	\$17,300.00	9
INTEGRITY INVESTIGATIONS LLC	\$15,782.68	47
DANNY LANE INC	\$14,781.87	7
PLUM STEVEN M	\$14,391.05	54
FREMOUW WILLIAM J	\$13,500.00	9
GENESCREEN INC	\$12,810.00	1
PLUM C ED	\$10,036.50	30
BROWN V J	\$9,995.64	1
PROCESS STRATEGIES	\$9,650.00	4
HIMMELHOCH JONATHAN M MD PC	\$8,606.20	4
SPENCER MICHAEL D	\$8,307.88	16
ALLEN HEWETT INVESTIGATIONS INC	\$8,286.27	2
REDMOND LARRY WAYNE	\$7,995.00	13
CAPITOL CITY INVESTIGATION INC	\$7,498.19	6
COOKE CONNIE L	\$7,134.05	2
WETTSTEIN ROBERT M MD	\$6,721.00	1
ZOLLA WENDY MA LPC	\$6,347.50	6

**WEST VIRGINIA PUBLIC DEFENDER SERVICES  
 APPOINTED COUNSEL FEES & EXPENSES PAID  
 FISCAL YEAR 2003  
 DESCENDING ORDER BY TOTAL \$  
 Appointed Counsel and Service Providers Separate**

PAYEE	VOUCHER TOTAL	# OF CLAIMS
PERPER JOSHUA A MD	\$6,200.00	2
GRAY RONALD T	\$5,926.00	1
WHELAN MEDICAL CLINIC INC	\$5,900.00	4
CLAY ROBERT L	\$5,624.13	2
WEST VIRGINIA UNIVERSITY MEDICAL CORPORATION	\$5,500.00	5
LABORATORY CORP OF AMERICA HOLDINGS	\$5,250.00	1
TASA GROUP INC	\$5,174.75	2
CYRIL H WECHT & PATHOLOGY ASSOCIATES INC	\$5,000.00	1
WEDGEWOOD FAMILY PRACTICE & PSYCHIATRY	\$4,875.00	1
PSYCHOLOGICAL CONSULTING INC	\$4,650.00	6
ANDREWS JAMES H	\$4,241.51	1
STONE LEROY A	\$4,150.00	3
KRIEG FRED JAY PHD & ASSOCIATES PLLC	\$3,950.00	7
DIAMOND BILLY A JR	\$3,888.63	1
INVESTIGATION DIVISION INC	\$3,881.63	7
KELLEY SHAMELLE D	\$3,839.65	9
RODIN HAROLD F	\$3,735.55	1
MCNEILL GEORGE	\$3,700.00	1
DAMM JOHN EDWARD ED	\$3,637.50	3
AREA PSYCHIATRIC & PSYCHOTHERAPY GROUP INC	\$3,575.00	3
EAKIN DONALD E JR	\$3,570.00	7
PRIMARY PSYCHOLOGICAL CARE PLLC	\$3,500.00	3
MOUNTAIN STATE PSYCHOLOGICAL SERVICES PLLC	\$3,488.00	7
BOONES DETECTIVE AGENCY	\$3,321.25	5
RAGLAND JANE E	\$3,318.70	1
ALLEGHENY CONSULTANT SERVICES INC	\$3,287.56	7
PATHWAYS PSYCHOLOGICAL CENTER LLC	\$2,945.00	6
CANTONE CHARLES A ESTATE OF	\$2,935.40	1
EASTERN PSYCHOLOGICAL SVC OF WV PLLC	\$2,930.00	6
SPEAKMAN CHRISTINA J	\$2,903.92	4
BEHAVIORAL SCIENCE ASSOCIATES INC	\$2,845.83	3
MCDONALD PATRICIA A	\$2,806.70	4
TOOTHMAN RICE PLLC	\$2,700.00	1
BERRY RAY ANDREW	\$2,592.83	5
ROEBUCK JESSICA MARIE	\$2,471.00	4
WHITE ROBERT S	\$2,425.00	3
WHIRLWIND INVESTIGATION & SECURITY INC	\$2,378.40	3
MOUNTS MICHAEL E	\$2,370.55	2
BURCKER GINGER D	\$2,252.88	2
HUESKE EDWARD E	\$2,231.43	1
COTTRELL JACK	\$2,211.81	8
WHEELING HOSPITAL	\$2,158.25	1
WOLFE HAROLD B	\$2,136.48	3

**WEST VIRGINIA PUBLIC DEFENDER SERVICES  
 APPOINTED COUNSEL FEES & EXPENSES PAID  
 FISCAL YEAR 2003  
 DESCENDING ORDER BY TOTAL \$  
 Appointed Counsel and Service Providers Separate**

PAYEE	VOUCHER TOTAL	# OF CLAIMS
A & A CONSULTANTS INC	\$2,100.00	1
DENNISON-RODEBAUGH TERRI A	\$2,059.35	6
CHARLESTON PSYCHIATRIC GROUP INC	\$2,038.40	2
SHY STEPHEN C	\$1,998.20	1
HARDING J MICHAEL	\$1,950.00	2
TRAINOR GREGORY E	\$1,950.00	3
PSYCARE INC	\$1,925.00	2
KHAN ASAD HAMID	\$1,875.00	1
HEWITT CHARLES WILLIAM	\$1,837.50	2
ROBERT J MACDONALD AGENCY INC	\$1,810.07	5
LARRY A PETERS INC	\$1,783.42	3
JOHNSON ROY L	\$1,724.80	2
COOPER CHARLIE	\$1,708.15	1
BLUE MOON INVESTIGATIONS INC	\$1,653.19	2
R H INVESTIGATORS & SECURITY INC	\$1,635.12	1
FAMILY SERVICE OF KANAWHA VALLEY INC	\$1,606.60	3
JAMES RICHARD L	\$1,605.52	4
SHENANDOAH VALLEY SEX OFFENDER TREATMENT PROGRAM	\$1,600.00	2
STEGMAN & SCHELLHASE INC	\$1,578.00	1
SOLUTIONS OUTPATIENT SERVICES INC	\$1,500.00	4
BEHAVIOR MANAGEMENT CONSULTANTS INC	\$1,488.50	1
GODBY FRANKLIN DONALD	\$1,443.30	1
FERRELL ROBERT LEWIS	\$1,440.42	3
VENTOSA JOSE J JR MD FAAP	\$1,400.00	1
FORENSIC TAPE ANALYSIS INC	\$1,250.00	1
APPALACHIAN PSYCHOLOGICAL ASSOCIATES INC	\$1,200.00	1
RITTENHOUSE RONNI	\$1,200.00	2
TECHNICAL NETWORK CONSULTING SERVICE	\$1,195.00	1
GRISSINGER DEBORAH J	\$1,193.50	2
RATLIFF DOUGLAS M	\$1,191.98	1
HUN NICHOLAS J	\$1,163.91	2
JDL & ASSOCIATES	\$1,157.11	2
COSENZA UNDERWOOD & MERRIMAN	\$1,142.50	1
PRESIDENTIAL INVESTIGATIONS & BAIL BONDING LLC	\$1,129.59	2
CAVENDISH NICOLENE L	\$1,050.00	1
PSYCHOLOGICAL ASSOC OF LOGAN INC	\$1,007.60	1
WORTHINGTON CENTER INC	\$1,000.00	1
DAISEY RICHARD B	\$921.05	2
STREET SANDRA	\$900.00	2
CANTRELL PAUL ANTHONY	\$886.26	1
HALL JEANNE S	\$858.55	2
VANHORN & VANHORN INC	\$842.32	1
BROSKEY STANLEY J PH D	\$800.00	2

**WEST VIRGINIA PUBLIC DEFENDER SERVICES  
 APPOINTED COUNSEL FEES & EXPENSES PAID  
 FISCAL YEAR 2003  
 DESCENDING ORDER BY TOTAL \$  
 Appointed Counsel and Service Providers Separate**

<b>PAYEE</b>	<b>VOUCHER TOTAL</b>	<b># OF CLAIMS</b>
CROSON AGENCY	\$800.00	1
MASSOUD ABDEL-FATAH	\$800.00	1
MORGANTOWN PASTORAL COUNSELING CENTER INC	\$800.00	1
GENERAL GRAPHICS INC	\$790.13	1
CLEVINGER J D	\$754.92	1
MARI SULLIVAN WALKER INC	\$750.00	1
RAGUS MORRIS E	\$750.00	1
MARTIN ROBERT G	\$720.00	2
KELLISON JEANNE L	\$681.45	1
KLM INVESTIGATIONS	\$671.12	3
COUNTY COURT REPORTERS INC	\$666.78	2
HILL RALPH	\$661.80	1
RUNYON TAMERA J	\$658.35	1
GRIFFITH FRED	\$653.46	1
TRI STATE REPORTERS INC	\$627.80	2
COUNSEL PRESS LLC	\$625.80	1
CITY OF PARKERSBURG POLICE DEPT	\$620.00	1
CROSIER SEAN	\$610.16	2
THOMAS FRANKIE LEE	\$600.00	1
DRAKE DONNA LYNN	\$585.98	1
MARATHON TECHNICAL SERVICES	\$579.64	1
BAKER LYNDE G	\$535.20	2
TODD JOHN B	\$491.97	1
KLINE & KLINE ASSOCIATES	\$490.00	1
RADIOLOGY ASSOCIATES INC	\$472.00	1
VINCENT SHARON L	\$465.85	1
MCNEIL DAREN	\$450.00	1
DUNAWAY MARY L	\$447.25	2
PSYCHOLOGICAL HEALTH ASSOCIATES LTD	\$437.50	1
HIGHLAND HOSPITAL	\$427.00	1
KARR JO ELLEN	\$427.00	1
ASSOCIATED COUNSELING SERVICES INC	\$425.00	1
CHESLOCK TERRI R	\$404.25	1
WHITE DANIELLE	\$404.25	1
BEHAVIORAL HEALTH MANAGEMENT GRP INC	\$400.00	1
LASURE REX DAVID	\$400.00	1
COOK INVESTIGATION SERVICE INC	\$388.83	1
GOLDIZEN CRISTINA MD	\$385.00	1
FAIRMONT GENERAL HOSPITAL	\$380.28	1
ASHBURN CAROL A	\$367.25	1
YEZZO G MICHELE	\$363.00	1
POLEY JUDITH A	\$350.00	1
SABO PATTI	\$331.10	1

**WEST VIRGINIA PUBLIC DEFENDER SERVICES  
 APPOINTED COUNSEL FEES & EXPENSES PAID  
 FISCAL YEAR 2003  
 DESCENDING ORDER BY TOTAL \$  
 Appointed Counsel and Service Providers Separate**

<b>PAYEE</b>	<b>VOUCHER TOTAL</b>	<b># OF CLAIMS</b>
LUNSFORD WILLIAM G	\$319.00	1
COCHRAN AYME A	\$310.65	1
MARION COUNTY CIRCUIT COURT	\$306.00	1
JIVIDEN LUANNE W	\$292.60	1
HUGHEY JEWELL R	\$272.00	1
CHRISTOPHER MARK E MD	\$250.00	1
JOHNNY JACKSON & ASSOCIATES	\$246.70	1
DAVIS KATHY J	\$238.70	1
BLAKE GEORGE EDWARD	\$237.60	1
OSHOWAY SUE	\$231.00	1
INVESTIGATIVE SOLUTIONS INC	\$228.60	1
PSYCH SERVICES ASSOCIATES INC	\$220.00	1
MCDONALD WILLIAM H III	\$208.00	1
RYAN ANITA A LLC	\$200.00	1
WARREN KATHERINE LOUISE	\$192.05	1
TELLERS JOHN G MD	\$155.00	1
PEARSE RONALD D ED D	\$150.00	1
PRESTERA CENTER FOR MENTAL HEALTH SERVICES	\$150.00	1
LANDES SUSAN M	\$115.50	1
CAMILLETTI DAVID A	\$112.50	1
SCOTTYS INVESTIGATIONS INC	\$94.50	1
OWENS ANNE R	\$69.30	1
MID-OHIO VALLEY HEALTH DEPT	\$55.00	1
<b>TOTAL FOR SERVICE PROVIDERS</b>	<b>\$850,692.11</b>	<b>1,147</b>
<b>GRAND TOTAL</b>	<b>\$14,121,317.76</b>	<b>22,665</b>

**WEST VIRGINIA PUBLIC DEFENDER SERVICES  
 APPOINTED COUNSEL FEES & EXPENSES PAID  
 FISCAL YEAR 2003  
 ALPHABETICAL ORDER**

PAYEE	VOUCHER TOTAL	# OF CLAIMS
<b>A</b>		
A & A CONSULTANTS INC	\$2,100.00	1
ABRAMS BYRON & HART	\$8,006.99	8
ADAMSKI THOMAS R MD	\$17,300.00	9
ALBERTY MICHAEL C	\$20,415.68	14
ALEXANDER MATTHEW W	\$13,399.39	25
ALLEGHENY CONSULTANT SERVICES INC	\$3,287.56	7
ALLEN HEWETT INVESTIGATIONS INC	\$8,286.27	2
ALT RENAE S	\$1,794.37	3
ANDERSON CHARLES E	\$11,884.95	16
ANDERSON PARKULO STANSBURY & ASSOCIATES LC	\$19,032.29	39
ANDERSON PATRICK B	\$14,984.27	39
ANDRE ROBERT J III	\$1,112.00	2
ANDREWS JAMES H	\$4,241.51	1
ANGELINI & ANGELINI	\$247.20	1
ANGOTTI & STRAFACE LC	\$1,956.50	6
APPALACHIAN PSYCHOLOGICAL ASSOCIATES INC	\$1,200.00	1
ARBUCKLE DOUGLAS H	\$54,896.56	73
AREA PSYCHIATRIC & PSYCHOTHERAPY GROUP INC	\$3,575.00	3
ARNOLD S ANDREW	\$45,242.45	32
ARONSON FINEMAN & DAVIS CO LPA	\$595.50	1
ASHBURN CAROL A	\$367.25	1
ASHLEY ANITA HAROLD	\$5,145.65	5
ASKINTOWICZ JOHN W III	\$18,884.31	35
ASSOCIATED COUNSELING SERVICES INC	\$425.00	1
ATKINS PAUL S	\$13,100.00	169
AUCREMANNE JOSEPH	\$10,416.64	27
AVIS WITTEN & WANDLING LC	\$3,745.10	11
<b>B</b>		
BACHMANN HESS BACHMANN & GARDEN	\$3,617.03	2
BAGBY STEVE	\$46,126.77	49
BAILEY & WYANT PLLC	\$8,921.61	2
BAILEY REGGIE R	\$25,615.62	87
BAKER LYNDE G	\$535.20	2
BALL & HIGGINS PLLC	\$13,250.12	13
BALLARD ANN L	\$477.95	1
BALLARD MCGINLEY PLLC	\$6,684.82	23
BARR JACK C	\$84,776.74	168
BARRAT ROBERT E	\$68,899.23	156
BARRY CHAD DOUGLAS	\$9,750.68	34
BASTIEN & LACY LC	\$2,500.00	1
BAYLISS SHAWN D	\$44,737.05	76
BEAN & BEAN	\$14,462.50	20

**WEST VIRGINIA PUBLIC DEFENDER SERVICES  
 APPOINTED COUNSEL FEES & EXPENSES PAID  
 FISCAL YEAR 2003  
 ALPHABETICAL ORDER**

PAYEE	VOUCHER TOTAL	# OF CLAIMS
<b>B Continued</b>		
BEANE JOHN D	\$34,875.77	56
BECKETT HERMAN H	\$18,411.12	17
BEHAVIOR MANAGEMENT CONSULTANTS INC	\$1,488.50	1
BEHAVIORAL HEALTH MANAGEMENT GRP INC	\$400.00	1
BEHAVIORAL SCIENCE ASSOCIATES INC	\$2,845.83	3
BELLOMY & TURNER	\$126,820.37	181
BENFORD LEE F II	\$29,007.34	79
BERRY KESSLER CRUTCHFIELD & TAYLOR	\$1,054.20	5
BERRY RAY ANDREW	\$2,592.83	5
BETER GEORGE D	\$1,927.37	1
BEVERIDGE BRENT E	\$9,093.14	32
BIBB EDGAR E III	\$6,288.07	13
BIGELOW BRIAN ELLIOTT	\$2,795.50	11
BINEGAR DAVID JAMES	\$1,545.50	1
BISCHOFF DONALD K	\$21,129.68	30
BLAIR ELIZABETH	\$2,185.57	5
BLAKE GEORGE EDWARD	\$237.60	1
BLAKE MICHAEL	\$16,106.42	38
BLALOCK JANE REINER	\$3,761.49	2
BLANKENSHIP JAMES C III	\$183.50	1
BLEVINS MARK A	\$4,420.50	15
BLIZZARD GEORGE DANIEL II PLLC	\$60,160.40	30
BLUE MOON INVESTIGATIONS INC	\$1,653.19	2
BLYLER HOWARD J	\$17,979.23	56
BOGARAD SHARON N	\$4,871.95	1
BONINSEGNA SANTE JR	\$22,557.14	47
BOOMER JAMES FRANKLIN	\$3,614.20	9
BOONES DETECTIVE AGENCY	\$3,321.25	5
BOTTNER KIRK H LAW OFFICE PLLC	\$665.20	3
BOUCHILLON CROSSAN & COLBURN LC	\$46,816.41	18
BOWERS JEFFREY S	\$11,302.95	12
BRADLEY & ALBRIGHT PLLC	\$28,083.08	57
BRAMBLE CHARLES E III	\$18,382.48	11
BRECKINRIDGE DAVIS & SPROLES PLLC	\$39,422.84	52
BREMER JOHN L	\$10,981.00	14
BREWER & GIGGENBACH PLLC	\$32,546.24	32
BRISCOE L SCOTT	\$87,605.12	86
BROSKEY STANLEY J PH D	\$800.00	2
BROWN & LEVICOFF	\$45,657.18	57
BROWN COLLEEN M	\$1,429.50	1
BROWN V J	\$9,995.64	1
BROWNING ROBERT JR LC	\$28,007.55	79
BRUCE BARRY L	\$1,806.56	3

**WEST VIRGINIA PUBLIC DEFENDER SERVICES  
 APPOINTED COUNSEL FEES & EXPENSES PAID  
 FISCAL YEAR 2003  
 ALPHABETICAL ORDER**

PAYEE	VOUCHER TOTAL	# OF CLAIMS
<b>B Continued</b>		
BRUCE BARRY L & ASSOCIATES LC	\$1,656.18	4
BRYAN CARSON N	\$1,482.64	4
BRYANT CARL P	\$94,603.71	203
BUCY WINIFRED L	\$7,536.00	13
BULLMAN & BULLMAN	\$43,190.99	60
BURCKER GINGER D	\$2,252.88	2
BURDETTE KRISTINE ADELE	\$30,426.33	79
BURNS WHITE & HICKTON	\$3,047.75	2
BURTON DEANDRA	\$5,371.00	7
BUSCH & TALBOTT LC	\$12,770.83	14
BUTLER JOHN M	\$12,777.07	7
BYRNE & HEDGES	\$8,087.45	5
<b>C</b>		
CALLAGHAN & CALLAGHAN PLLC	\$40,965.34	31
CAMILLETTI DAVID A	\$8,746.95	4
CAMILLETTI DAVID A	\$112.50	1
CAMPBELL & TURKALY	\$2,804.00	9
CANTONE CHARLES A ESTATE OF	\$2,935.40	1
CANTRELL PAUL ANTHONY	\$886.26	1
CAPITOL CITY INVESTIGATION INC	\$7,498.19	6
CARDOSO LEANNE M	\$10,101.19	12
CARL KEATON & FRAZER PLLC	\$34,851.00	51
CARR BRIAN KEITH	\$37,706.04	134
CARRICO LAW OFFICES LC	\$110.00	1
CARROLL GALE E	\$13,113.08	11
CASEY JAMES M	\$29,714.98	39
CASEY SYLVIA G	\$342.96	1
CASSIDY MYERS COGAN VOEGELIN & TENNANT LC	\$4,867.32	1
CASTO & CASTO LC	\$17,969.37	11
CAVENDISH NICOLENE L	\$1,050.00	1
CHAFIN LETITIA NEESE	\$766.00	1
CHARLESTON PSYCHIATRIC GROUP INC	\$2,038.40	2
CHARNOCK & CHARNOCK	\$147.00	1
CHASE JOHN K IV	\$10,143.00	21
CHESLOCK TERRI R	\$404.25	1
CHILDLAW SERVICES INC	\$39,528.17	58
CHRIST KATRINA M	\$4,952.35	7
CHRISTOPHER MARK E MD	\$250.00	1
CICCARELLO DEL GUIDICE & LAFON	\$12,302.26	21
CILIBERTI LAW OFFICE LC	\$16,848.49	24
CIPRIANI & PAULL LC	\$2,642.32	1
CITY OF PARKERSBURG POLICE DEPT	\$620.00	1

**WEST VIRGINIA PUBLIC DEFENDER SERVICES  
 APPOINTED COUNSEL FEES & EXPENSES PAID  
 FISCAL YEAR 2003  
 ALPHABETICAL ORDER**

PAYEE	VOUCHER TOTAL	# OF CLAIMS
<b>C Continued</b>		
CLAGETT & GOREY	\$257,158.61	522
CLARKE D RANDALL	\$14,737.98	20
CLAY PAUL O JR	\$3,656.78	9
CLAY ROBERT L	\$5,624.13	2
CLEVINGER J D	\$754.92	1
CLINE MICHAEL R	\$6,567.50	14
CLINE-GENTILE DELLA	\$2,071.90	3
COCHRAN AYME A	\$310.65	1
COLLINS & COURTRIGHT	\$56,181.32	114
CONAWAY TIMOTHY R	\$2,609.00	3
CONNER APRIL D	\$3,842.00	23
CONRAD ERWIN L	\$1,338.32	5
CONRAD LARRY J	\$4,459.36	27
COOK & COOK	\$32,068.00	51
COOK INVESTIGATION SERVICE INC	\$388.83	1
COOKE CONNIE L	\$7,134.05	2
COOPER CHARLIE	\$1,708.15	1
COOPER GARY L	\$28,890.52	16
COOPER PRESTON & DOUGLAS PLLC	\$4,467.84	11
COREY DANIEL S	\$95,281.00	106
COSENZA UNDERWOOD & MERRIMAN	\$3,285.00	1
COSENZA UNDERWOOD & MERRIMAN	\$1,142.50	1
COTTRELL JACK	\$2,211.81	8
COTTRELL PATRICK L	\$2,891.55	10
COUNSEL PRESS LLC	\$625.80	1
COUNTY COURT REPORTERS INC	\$666.78	2
CRAIG A COURTENAY	\$4,791.00	3
CRANDALL PYLES HAVILAND & TURNER LLP	\$41,845.54	39
CRICHTON & CRICHTON	\$7,820.50	50
CROSIER SEAN	\$610.16	2
CROSON AGENCY	\$800.00	1
CRUM ROBIN M	\$450.20	1
CURNUTTE SCOTT A	\$963.00	10
CURRY DENNIS H	\$61,774.50	64
CUTRIGHT ROGER L	\$3,380.00	11
CYRIL H WECHT & PATHOLOGY ASSOCIATES INC	\$5,000.00	1
CZARNIK R THOMAS	\$6,332.72	3
<b>D</b>		
DAISEY RICHARD B	\$921.05	2
DALBY NANCY A	\$14,837.37	9
DALTON MARSHA	\$9,915.00	8
DAMM JOHN EDWARD ED	\$3,637.50	3

**WEST VIRGINIA PUBLIC DEFENDER SERVICES  
 APPOINTED COUNSEL FEES & EXPENSES PAID  
 FISCAL YEAR 2003  
 ALPHABETICAL ORDER**

PAYEE	VOUCHER TOTAL	# OF CLAIMS
<b>D Continued</b>		
DANNY LANE INC	\$14,781.87	7
DAVIS CHRISTOPHER A	\$29,627.41	45
DAVIS KATHY J	\$238.70	1
DEAK DAVID S	\$20,201.15	52
DEAN & MAYNARD PLLC	\$36,898.70	68
DEAN CHRISTOPHER	\$29,583.81	68
DEMARINO SHELLY MORRIS PLLC	\$8,587.60	40
DEMOSS DAVID B	\$19,198.00	62
DEMPSTER BRIAN C	\$31,028.64	47
DENNISON-RODEBAUGH TERRI A	\$2,059.35	6
DIAMOND BILLY A JR	\$3,888.63	1
DICKIE MCCAMEY & CHILCOTE PC	\$536.14	2
DILLON WELLS H	\$114,499.76	117
DILS JAN D	\$28,043.46	71
DINSMORE & SHOHL	\$91.50	1
DONNELLY & CARBONE PLLC	\$10,441.66	16
DOOLEY KATHERINE L	\$10,628.06	23
DOUGLASS ERNEST M	\$17,513.48	63
DOWNING MARVIN L	\$23,655.28	34
DRAKE DONNA LYNN	\$585.98	1
DUFFY KEVIN C	\$20,523.79	9
DUNAWAY MARY L	\$447.25	2
DUNN RALPH	\$1,261.06	2
DUTY WILLIAM H	\$26,244.53	68
DYER THOMAS G	\$29,656.13	13
<b>E</b>		
EAKIN DONALD E JR	\$3,570.00	7
EASTERN PSYCHOLOGICAL SVC OF WV PLLC	\$2,930.00	6
EDWARDS JAMES BRYAN	\$24,149.82	17
EILAND & BENNETT	\$8,656.96	10
EINREINHOFER JOHN	\$402.50	2
EKENASI GEOFFREY I	\$25,271.00	15
ELDER JEFFREY A LC	\$45,205.10	60
ELLEM JOHN N	\$43,144.08	165
ELSWICK SCOTT E	\$404.50	2
ERHARD CRAIG P	\$41,669.77	32
ESPOSITO & ESPOSITO	\$54,976.90	84
EVERHART BROWN & SNYDER	\$3,072.65	2
<b>F</b>		
FAIRMONT GENERAL HOSPITAL	\$380.28	1
FAMILY SERVICE OF KANAWHA VALLEY INC	\$1,606.60	3

**WEST VIRGINIA PUBLIC DEFENDER SERVICES  
 APPOINTED COUNSEL FEES & EXPENSES PAID  
 FISCAL YEAR 2003  
 ALPHABETICAL ORDER**

PAYEE	VOUCHER TOTAL	# OF CLAIMS
<b>F Continued</b>		
FAST THOMAS K	\$10,564.33	17
FERGUSON LISA WEESE	\$41,302.30	71
FERRELL ROBERT LEWIS	\$1,440.42	3
FERRIS HOWARD M	\$49,778.50	184
FERRO BRETT M	\$3,509.86	11
FILE PAYNE SCHERER & FILE	\$8,271.03	12
FITTRO JONATHAN	\$31,600.95	41
FITZ STEPHEN S	\$51,690.12	99
FITZWATER TRAVIS R	\$532.00	1
FLANIGAN JAMES L	\$25,065.90	34
FLINCHUM R KEITH	\$69,690.92	56
FOLICKMAN PAMELA R LAW OFFICE OF	\$4,911.48	10
FOLIO JOHN SAMUEL	\$19,309.24	17
FORD LAW FIRM	\$223.00	2
FORENSIC TAPE ANALYSIS INC	\$1,250.00	1
FORESTER WILLIAM T	\$37,464.77	56
FORMAN & HUBER LC	\$7,173.57	3
FRAGILE PAT C	\$813.50	3
FRAME DAVID W	\$803.00	4
FRANCIS ERIC M	\$26,204.44	29
FRANK P BUSH JR & ASSOCIATES LC	\$9,386.20	40
FRANKOVITCH ANETAKIS COLANTONIO & SIMON	\$11,436.10	29
FRASHER GARY WAYNE	\$14,841.19	13
FREELAND EDDIE LAW FIRM PLLC	\$5,555.50	8
FREEMAN & NIEZGODA PLLC	\$77,610.30	115
FREMOUW WILLIAM J	\$13,500.00	9
FROBLE MICHAEL E	\$5,864.11	7
FULLEN FLOYD R	\$7,071.09	9
<b>G</b>		
GALL D CONRAD	\$3,617.07	20
GALLAHER D CLINTON IV	\$708.00	2
GARDNER & JACKSON	\$12,014.71	27
GARRETT & FARBER	\$41,521.39	75
GARRETT & GARRETT	\$71,524.70	68
GARRETT LINDA NELSON PLLC	\$3,217.85	9
GEARY & GEARY LC	\$34,442.97	46
GENERAL GRAPHICS INC	\$790.13	1
GENESCREEN INC	\$12,810.00	1
GIBSON MICHAEL F	\$13,921.40	22
GIGGENBACH ELIZABETH K	\$25,045.10	15
GLENN JOHN R LAW OFFICES LC	\$9,630.10	32
GODBY FRANKLIN DONALD	\$1,443.30	1

**WEST VIRGINIA PUBLIC DEFENDER SERVICES  
 APPOINTED COUNSEL FEES & EXPENSES PAID  
 FISCAL YEAR 2003  
 ALPHABETICAL ORDER**

PAYEE	VOUCHER TOTAL	# OF CLAIMS
<b>G Continued</b>		
GODWIN JAYMIE S	\$9,991.96	32
GOLDEN ELLEN FRANCES	\$5,566.35	8
GOLDIZEN CRISTINA MD	\$385.00	1
GORDON MARGARET A B	\$86,641.58	60
GRAY RONALD T	\$5,926.00	1
GREENBAUM STEVEN A	\$9,946.50	1
GREGORY BETTY SUE CLARK	\$26,885.43	52
GREINER & CYRUS LC	\$24,783.38	25
GRIFFITH BOYCE	\$2,032.50	12
GRIFFITH FRED	\$653.46	1
GRISSINGER DEBORAH J	\$1,193.50	2
GROVE AMANDA L	\$440.60	1
GUILLS JESSE O JR	\$12,909.49	33
GUTMANN RICHARD M LC	\$33,680.91	64
<b>H</b>		
HACKNEY JOHN G JR	\$6,209.00	14
HAGER HARRY L	\$41,340.00	748
HALL DWIGHT R	\$84,431.90	146
HALL JEANNE S	\$858.55	2
HALL JEFFREY L	\$6,932.82	28
HALL KAREN L	\$21,330.44	114
HALLINAN JACQUELINE A	\$6,141.24	27
HAMILTON BURGESS YOUNG & POLLARD	\$12,530.56	19
HAMILTON CHARLES R	\$3,685.00	13
HAMILTON NEAL J	\$23,210.61	52
HANCOCK & SEARS	\$18,068.35	24
HARDING J MICHAEL	\$1,950.00	2
HARDISON RICHARD JR	\$2,956.50	11
HARMAN MARLA ZELENE	\$49,700.50	36
HARRINGTON TRAVERS R JR	\$4,155.10	7
HARRIS CHRISTIAN R	\$304.50	1
HART DAVID W	\$5,625.12	7
HARTMAN & HARTMAN PLLC	\$22,996.66	56
HARVEY & JANUTOLO	\$29,440.65	72
HASSAN RONALD D	\$26,815.00	43
HATFIELD HARRY M	\$38,633.30	65
HATFIELD MCGINNIS E JR	\$6,874.45	1
HAUGHT IRA M	\$140,064.15	70
HAWKINS JAMES E JR	\$69,192.47	317
HAYES & HALL PLLC	\$10,372.57	17
HAYES MORGAN B	\$1,942.00	1
HAYNIE BELINDA A	\$39,629.04	87

**WEST VIRGINIA PUBLIC DEFENDER SERVICES  
 APPOINTED COUNSEL FEES & EXPENSES PAID  
 FISCAL YEAR 2003  
 ALPHABETICAL ORDER**

PAYEE	VOUCHER TOTAL	# OF CLAIMS
<b>H Continued</b>		
HEDGES JONES WHITTIER & HEDGES	\$6,623.10	16
HENDERSON & FUDA	\$61,795.90	55
HENDERSON SCOTT A	\$1,100.50	6
HENDRICKS PETER A	\$13,169.50	17
HERNDON MORTON HERNDON & YAEGER	\$2,516.00	2
HERNDON STEPHEN D	\$17,671.48	24
HEWITT CHARLES WILLIAM	\$1,837.50	2
HEWITT JENNIFER DAY	\$6,311.90	4
HICKS NATHAN A PLLC	\$26,375.00	19
HIGGINS HOWARD G JR	\$16,271.66	13
HIGHLAND HOSPITAL	\$427.00	1
HILL DAVID L	\$5,324.20	20
HILL PATRICIA TOLLE	\$12,481.86	12
HILL RALPH	\$661.80	1
HIMMELHOCH JONATHAN M MD PC	\$8,606.20	4
HIVELY HERBERT L II	\$29,345.23	97
HOLROYD FRED F III	\$7,818.70	26
HOOVER RANDY D	\$703.00	4
HOPKINS VIRGINIA JACKSON	\$8,213.30	2
HOWLEY LOREN B	\$18,187.10	11
HUDNALL MARK D	\$9,091.93	13
HUESKE EDWARD E	\$2,231.43	1
HUFFMAN WILLIAM O	\$43,868.34	30
HUGHART KEVIN W	\$27,466.33	44
HUGHEY JEWELL R	\$272.00	1
HUMBERSON DON A	\$39,320.16	45
HUN NICHOLAS J	\$1,163.91	2
HUNT & SERRENO	\$34,164.04	22
HUNTER J BURTON III	\$16,797.41	26
HYER & LITTLEPAGE	\$53,234.07	55
<b>I</b>		
INTEGRITY INVESTIGATIONS LLC	\$15,782.68	47
INVESTIGATION DIVISION INC	\$3,881.63	7
INVESTIGATIVE SOLUTIONS INC	\$228.60	1
ISNER JUDITH A	\$45,512.14	39
<b>J</b>		
JACKSON & KELLY	\$72,999.11	7
JACKSON FRANK A	\$232.90	1
JACOBS G PATRICK THE LAW OFFICE OF LC	\$7,793.68	26
JACOVETTY GERALD G JR LC	\$22,258.82	69
JAMES RICHARD L	\$1,605.52	4

**WEST VIRGINIA PUBLIC DEFENDER SERVICES  
 APPOINTED COUNSEL FEES & EXPENSES PAID  
 FISCAL YEAR 2003  
 ALPHABETICAL ORDER**

PAYEE	VOUCHER TOTAL	# OF CLAIMS
<b>J Continued</b>		
JARRELL ROBERT STEPHEN	\$125,944.75	201
JDL & ASSOCIATES	\$1,157.11	2
JESSER LAW FIRM PLLC	\$1,139.50	2
JIVIDEN LUANNE W	\$292.60	1
JOEL DAVID J	\$5,209.50	4
JOHNNY JACKSON & ASSOCIATES	\$246.70	1
JOHNSON ROY L	\$1,724.80	2
JOHNSTON HOLROYD & ASSOCIATES	\$23,558.50	47
JONES WILLIE J	\$6,106.50	10
JORY & SMITH	\$1,456.07	3
JOSEPH A WALLACE LC INC	\$1,135.15	2
JUBA-PLUMLEY ROSALEE	\$7,951.50	7
JUDY & JUDY	\$14,342.41	32
<b>K</b>		
KARICKHOFF DAVID	\$46,417.02	83
KARR DAVID JR	\$10,896.69	12
KARR JO ELLEN	\$427.00	1
KATZ KANTOR & PERKINS	\$6,903.94	20
KATZ WORKING FAMILIES LAW FIRM LC	\$3,329.56	9
KAUFMAN KEVIN S	\$1,812.55	2
KAYSER LAYNE & CLARK PLLC	\$16,423.37	45
KEENAN & ASSOCIATES LC	\$2,299.88	3
KEENER RAYMOND III	\$90,397.45	440
KELLEY LEGAL SERVICES PLLC	\$30,244.00	77
KELLEY SHAMELLE D	\$3,839.65	9
KELLISON JEANNE L	\$681.45	1
KENNETH J BARNETT PC	\$7,532.34	7
KERNS TIMOTHY J	\$17,265.24	32
KHAN ASAD HAMID	\$1,875.00	1
KHAN TASNEEM Q	\$5,552.68	9
KING WAYNE	\$19,172.50	24
KING WILLIAM KENDRICK	\$11,340.10	4
KIRK THOMAS L	\$73,569.33	49
KIRKPATRICK DAVID A	\$13,833.76	11
KLINE & KLINE ASSOCIATES	\$490.00	1
KLM INVESTIGATIONS	\$671.12	3
KOSTOL KAREN B	\$14,987.77	11
KRATOVIL & AMORE PLLC	\$19,070.79	26
KRIEG FRED JAY PHD & ASSOCIATES PLLC	\$3,950.00	7
KRIVONYAK JOHN C	\$43,791.00	197
KURELAC PATRICIA A	\$29,945.49	39
KUYKENDALL WILLIAM R	\$22,543.19	23

**WEST VIRGINIA PUBLIC DEFENDER SERVICES  
 APPOINTED COUNSEL FEES & EXPENSES PAID  
 FISCAL YEAR 2003  
 ALPHABETICAL ORDER**

PAYEE	VOUCHER TOTAL	# OF CLAIMS
<b>L</b>		
LA NEVE & MILEY PLLC	\$32,098.31	33
LABORATORY CORP OF AMERICA HOLDINGS	\$5,250.00	1
LACARIA PHILIP A	\$26,814.00	34
LAISHLEY JOHN	\$56,461.06	231
LAMBERT PAMELA A	\$11,392.51	9
LAMP PAT	\$7,622.99	27
LANDES SUSAN M	\$115.50	1
LANE PATRICK	\$4,462.00	5
LANE PAUL E	\$66,626.62	59
LARRY A PETERS INC	\$1,783.42	3
LASH FRANKLIN W	\$27,299.33	30
LASURE REX DAVID	\$400.00	1
LAW OFFICES OF DAWN WHITE LC	\$167.50	1
LAZENBY K BRUCE	\$1,591.00	8
LE QUAN S	\$110.00	1
LEGG BASIL JR	\$27,098.20	46
LESTER WILLIAM M	\$51,891.31	103
LEWIS AMY L J	\$11,972.64	7
LEWIS HIRAM C IV	\$6,667.16	9
LEWIS LAW PLLC	\$158.24	1
LILLY MELISSA D	\$6,293.50	10
LINKOUS GERALD R	\$42,583.48	60
LOCKWOOD DAVID	\$90.00	1
LOSCH LARRY E	\$5,793.50	5
LOUDERBACK ROBIN R	\$26,919.50	181
LUCAS MICHAEL W III	\$9,306.49	14
LUNSFORD WILLIAM G	\$319.00	1
LUPARDUS TIMOTHY P	\$37,575.46	100
LUSK KYLE G	\$138.60	1
<b>M</b>		
MANCINI STEVEN K	\$25,578.43	21
MANFORD BYRON CRAIG	\$15,292.13	4
MANN AMY L	\$172.50	3
MANN PERRY E	\$83.00	1
MANYPENNY J PERRY	\$32,821.75	82
MARATHON TECHNICAL SERVICES	\$579.64	1
MARI SULLIVAN WALKER INC	\$750.00	1
MARION COUNTY CIRCUIT COURT	\$306.00	1
MARTIN ROBERT G	\$720.00	2
MARTINO GARY J	\$23,470.50	61
MASSOUD ABDEL-FATAH	\$800.00	1
MAUSER BERNARD R	\$1,860.80	9

**WEST VIRGINIA PUBLIC DEFENDER SERVICES  
 APPOINTED COUNSEL FEES & EXPENSES PAID  
 FISCAL YEAR 2003  
 ALPHABETICAL ORDER**

PAYEE	VOUCHER TOTAL	# OF CLAIMS
<b>M Continued</b>		
MAYNARD TERESA D	\$20,368.84	83
MAZZEI ROCCO E	\$75,709.61	51
MCARDLE ELGINE H	\$3,724.84	3
MCCAMIC & MCCAMIC	\$3,383.46	1
MCCOY JAMES A JR	\$28,508.00	32
MCCUE LISA V	\$27,359.36	32
MCDERMOTT & BONENBERGER PLLC	\$71,627.80	111
MCDONALD PATRICIA A	\$2,806.70	4
MCDONALD WILLIAM H III	\$208.00	1
MCGRAW WARREN R II	\$126,559.00	81
MCHALE C A	\$978.00	1
MCINTYRE RHONDA M	\$5,463.50	7
MCKAY PAUL M	\$3,052.19	1
MCLAUGHLIN & CURRY	\$4,685.00	27
MCMILLION BEN	\$508.41	2
MCNEER HIGHLAND MCMUNN & VARNER LC	\$19,492.54	18
MCNEIL DAREN	\$450.00	1
MCNEILL GEORGE	\$3,700.00	1
MEDAGLIO ELLEN L	\$342.10	1
MERRIFIELD RODNEY B	\$88,559.05	70
METHENY CONNIE	\$145.00	1
MICHAEL & KUPEC	\$192.50	1
MICHAEL NELSON M LC	\$5,353.73	5
MID-OHIO VALLEY HEALTH DEPT	\$55.00	1
MIELKE WAYNE ROBERT	\$6,542.50	7
MILLS KEVIN D	\$18,920.10	9
MILLS KEVIN D	\$20,422.60	12
MITCHELL JOHN R JR LAW OFFICE OF LC	\$2,111.00	11
MOFFATT D KEVIN LAW OFFICE OF PLLC	\$1,228.50	3
MOLESSA HEATHER IRELAND	\$36,189.59	31
MOORE DAVID K	\$709.45	1
MORAN CATHERINE JANE	\$15,699.13	34
MORGAN DENNIE S JR	\$6,978.65	16
MORGAN E LAVOYD JR	\$3,568.88	8
MORGAN EDWARD WARD	\$23,155.50	22
MORGANTOWN PASTORAL COUNSELING CENTER INC	\$800.00	1
MORRIS GARY W II	\$25,963.30	10
MOSES JOSEPH J	\$54,758.36	76
MOUNTAIN STATE PSYCHOLOGICAL SERVICES PLLC	\$3,488.00	7
MOUNTS MICHAEL E	\$2,370.55	2
MOUNTS TONYA L LC INC	\$18,418.07	34
MOYE DAVID O	\$18,842.95	44
MULLENS R MIKE & ASSOCIATES LC	\$17,525.80	47

**WEST VIRGINIA PUBLIC DEFENDER SERVICES  
 APPOINTED COUNSEL FEES & EXPENSES PAID  
 FISCAL YEAR 2003  
 ALPHABETICAL ORDER**

PAYEE	VOUCHER TOTAL	# OF CLAIMS
<b>M Continued</b>		
MULLENS SHARON M	\$386.00	1
MULLINS CHARLES B II	\$111,123.00	101
MUNCHMEYER THOMAS MOORE	\$23,811.50	38
MUSGRAVE RAYMOND G	\$14,761.21	9
<b>N</b>		
NAVY L VICTOR	\$49,628.80	55
NEISWONGER & WHITE	\$47,583.25	194
NESSSEL KERRY A	\$73,066.09	52
NEWBOLD WILEY W	\$28,227.42	37
NEWMAN KEITH L	\$13,830.50	23
NOGAY CATHRYN A	\$38,762.76	19
NOONE ROBERT T	\$52,972.78	45
NOVOBILSKI JEROME R	\$17,531.10	32
<b>O</b>		
O'BRIEN ROBERT J	\$1,404.00	12
OOTEN GRAYDON C JR	\$31,417.00	42
ORNDORFF DAVID L	\$7,135.70	5
ORTEZA AILYNN MAE	\$58,826.27	47
OSHOWAY F JOHN	\$20,697.00	5
OSHOWAY SUE	\$231.00	1
OURS JOHN G	\$6,195.80	16
OWENS ANNE R	\$69.30	1
<b>P</b>		
PAESANI & KEATON PLLC	\$8,819.16	7
PAESANI STEPHEN	\$858.27	3
PALMER JAMES J III	\$19,101.79	25
PANCAKE F CODY III	\$35,526.19	55
PANEPINTO MARK D	\$12,218.47	3
PAPE & ASSOCIATES INC	\$18,676.00	2
PARMER DAVID L	\$3,390.11	2
PARMER LAW OFFICE	\$12,650.69	20
PARTAIN GEORGE L	\$14,886.84	34
PATHWAYS PSYCHOLOGICAL CENTER LLC	\$2,945.00	6
PATTERSON THOMAS K	\$365.00	3
PATTON ANDREW C	\$24,631.10	57
PAUGH SUSAN K	\$6,521.33	19
PAULEY PERRY W JR	\$3,184.50	31
PAYNE WILBERT A	\$9,872.27	37
PEARSE RONALD D ED D	\$150.00	1
PELLEGRIN MARK P	\$16,051.50	51

**WEST VIRGINIA PUBLIC DEFENDER SERVICES  
 APPOINTED COUNSEL FEES & EXPENSES PAID  
 FISCAL YEAR 2003  
 ALPHABETICAL ORDER**

PAYEE	VOUCHER TOTAL	# OF CLAIMS
<b>P Continued</b>		
PENNINGTON DEANNA L	\$30,940.00	83
PENNINGTON WILLIAM L	\$53,981.97	62
PERPER JOSHUA A MD	\$6,200.00	2
PERRY DAVID D	\$1,530.00	1
PEYTON HARVEY D	\$20,700.10	48
PHILLIPS GARDILL KAISER & ALTMAYER	\$26,050.71	13
PLUM C ED	\$10,036.50	30
PLUM STEVEN M	\$14,391.05	54
POLEY JUDITH A	\$350.00	1
POLING LECKTA L	\$4,346.65	4
POOL JAMES M	\$5,385.00	8
POWELL & MAJESTRO PLLC	\$6,770.50	6
POWELL CAROLINE STAFFORD	\$7,813.50	10
POWELL JAMES CORBLEY	\$39,858.50	29
POWELL JAMES MILTON	\$121,788.27	144
POWER BECK & MATZUREFF	\$643.23	1
PRALL THOMAS J	\$54,326.53	120
PRENTICE TIMOTHY H	\$640.82	3
PRESIDENTIAL INVESTIGATIONS & BAIL BONDING LLC	\$1,129.59	2
PRESTERA CENTER FOR MENTAL HEALTH SERVICES	\$150.00	1
PRESTON & WEESE LC	\$22,135.30	28
PRICE LOUIE T	\$8,809.65	17
PRIMARY PSYCHOLOGICAL CARE PLLC	\$3,500.00	3
PRITT JEFFRY A	\$31,253.76	20
PROCESS STRATEGIES	\$9,650.00	4
PSYCARE INC	\$1,925.00	2
PSYCH SERVICES ASSOCIATES INC	\$220.00	1
PSYCHOLOGICAL ASSOC OF LOGAN INC	\$1,007.60	1
PSYCHOLOGICAL CONSULTING INC	\$4,650.00	6
PSYCHOLOGICAL HEALTH ASSOCIATES LTD	\$437.50	1
PULLIN KNOPF FOWLER & FLANAGAN	\$3,380.02	15
<b>R</b>		
R H INVESTIGATORS & SECURITY INC	\$1,635.12	1
RADCLIFF PATRICK LC	\$138,312.17	170
RADIOLOGY ASSOCIATES INC	\$472.00	1
RADMAN SCOTT S	\$73,024.17	151
RAGLAND JANE E	\$3,318.70	1
RAGUS MORRIS E	\$750.00	1
RANSBOTTOM JENNIFER DICKENS	\$2,005.79	6
RATLIFF DOUGLAS M	\$1,191.98	1
RATLIFF-THOMAS DARLENE	\$359.50	2
RAY WINTON & KELLEY PLLC	\$16,429.00	149

**WEST VIRGINIA PUBLIC DEFENDER SERVICES  
 APPOINTED COUNSEL FEES & EXPENSES PAID  
 FISCAL YEAR 2003  
 ALPHABETICAL ORDER**

PAYEE	VOUCHER TOTAL	# OF CLAIMS
<b>R Continued</b>		
REDMOND LARRY WAYNE	\$7,995.00	13
REED & REED	\$20,695.85	27
REGAN THOMAS M LC	\$5,891.90	9
REGER JACOB E	\$63,079.56	197
REXROAD WILLET & NANNERS PLLC	\$139,144.76	147
RHODES JAMES RANDALL	\$38,522.92	52
RICHARDSON DON R ASSOCIATES INC	\$19,500.00	3
RICHARDSON RICHARDSON & CAMPBELL	\$18,276.85	48
RILEY & COOKMAN PLLC	\$7,288.75	20
RITTENHOUSE RONNI	\$1,200.00	2
ROAHRIG RANDAL W	\$3,185.65	1
ROBERT J MACDONALD AGENCY INC	\$1,810.07	5
ROBINSON & MCELWEE	\$7,757.47	1
RODGERS JEFFREY S	\$43,665.69	77
RODIN HAROLD F	\$3,735.55	1
RODRIGUEZ KENNETH M	\$1,966.57	6
ROEBUCK JESSICA MARIE	\$2,471.00	4
ROLL W DAN	\$51,895.11	116
ROLLO EDMUND J	\$27,900.35	70
ROMAIN JULIE GOWER	\$5,155.21	31
ROOP SMITH & ROOP LAW OFFICE	\$8,397.50	5
ROSE JOAN A	\$2,838.20	3
ROSE PADDEN & PETTY LC	\$922.00	8
ROSENLIEB DUANE C JR	\$12,051.80	19
ROSINSKY TIMOTHY P	\$14,392.76	16
ROTH LEGAL SERVICES LC	\$47,996.63	56
ROWE JAMES S	\$7,512.00	13
RUNDLE & RUNDLE LC	\$63,726.50	168
RUNDLE JULIET WALKER	\$5,059.00	12
RUNYON TAMERA J	\$658.35	1
RUSEN & WHITE PLLC	\$112,761.61	188
RUSSELL MELINDA L	\$59,378.33	53
RUTTENBERG ROBYN	\$2,262.10	1
RYAN A J	\$66,402.02	77
RYAN ANITA A LLC	\$200.00	1
RYAN KOURTNEY A	\$24,813.00	13
RYAN WILLIAM D	\$10,720.52	33
RYMER GARY L	\$1,947.20	2
<b>S</b>		
S SEAN MURPHY LC	\$21,879.39	20
SABO PATTI	\$331.10	1
SAFFER MARTIN V	\$24,458.00	24

**WEST VIRGINIA PUBLIC DEFENDER SERVICES  
 APPOINTED COUNSEL FEES & EXPENSES PAID  
 FISCAL YEAR 2003  
 ALPHABETICAL ORDER**

PAYEE	VOUCHER TOTAL	# OF CLAIMS
<b>S Continued</b>		
SAL NATALIE J	\$28,006.69	16
SAMMONS OLIVERO & PARASCHOS	\$2,216.11	4
SANDERS AUSTIN PRUDICH & FLANIGAN	\$28,008.03	57
SANTER & SANTER	\$19,649.83	48
SAVILLE & STEWART PLLC	\$46,628.95	70
SAYRE THOMAS H	\$4,680.15	4
SCHARF WILLIAM H	\$1,003.50	3
SCHEETZ CHRISTOPHER A	\$9,100.51	23
SCHOEN PATTI ANN	\$19,422.17	21
SCHRADER BYRD & COMPANION PLLC	\$8,378.56	2
SCOTT CINDY S	\$24,154.00	23
SCOTTYS INVESTIGATIONS INC	\$94.50	1
SEE & SEE	\$31,590.97	27
SEGAL LAW FIRM	\$616.73	1
SEIBERT & KASSERMAN LC	\$1,553.80	1
SELBY BEVERLY S	\$24,696.63	5
SELDEN STANLEY I	\$6,697.93	11
SELLARO AMBER URTSO	\$5,110.00	11
SHAFFER & SHAFFER	\$2,376.00	2
SHAFFER JOSEPH F	\$10,430.13	6
SHARLEY MICHAEL J	\$23,706.36	34
SHAW R MICHAEL LC	\$81,222.44	188
SHAY DANA R	\$67,037.56	66
SHEEHAN & NUGENT PLLC	\$5,239.80	2
SHENANDOAH VALLEY SEX OFFENDER TREATMENT PROGRAM	\$1,600.00	2
SHERMAN LAWRENCE E JR LC	\$32,336.35	24
SHOUGH SCOTT A	\$56,512.98	119
SHY STEPHEN C	\$1,998.20	1
SIEGRIST & WHITE PLLC	\$3,300.05	6
SILVER PAULA K	\$5,746.52	1
SIMMONS & SIMMONS LC	\$45,844.63	23
SIMMONS EUGENE M	\$8,154.50	10
SIMS DAVID A	\$13,217.06	23
SIMS JOHN G	\$68,442.02	183
SIRK TIMOTHY M	\$37,812.85	76
SKAGGS G ERNEST	\$99,412.44	105
SKEEN KENNAD L	\$17,351.28	31
SKEEN KENNAD LEE II	\$2,102.57	8
SKINNER ROBERT R	\$785.55	1
SMITH & SCANTLEBURY LC	\$27,832.57	47
SMITH CLINTON W	\$14,727.50	29
SMITH COURTLANDT	\$2,816.54	5
SMITH GREG K	\$411.50	1

**WEST VIRGINIA PUBLIC DEFENDER SERVICES  
 APPOINTED COUNSEL FEES & EXPENSES PAID  
 FISCAL YEAR 2003  
 ALPHABETICAL ORDER**

PAYEE	VOUCHER TOTAL	# OF CLAIMS
<b>S Continued</b>		
SMITH THOMAS W	\$202.60	1
SNYDER & HASSIG	\$7,190.96	9
SOLUTIONS OUTPATIENT SERVICES INC	\$1,500.00	4
SPADARO LAURA E	\$9,155.83	8
SPARKS C MICHAEL	\$37,262.63	40
SPAULDING BERNARD L	\$6,219.50	3
SPEAKMAN CHRISTINA J	\$2,903.92	4
SPENCER MICHAEL D	\$8,307.88	16
SPILMAN THOMAS & BATTLE	\$18,682.85	17
SPONAUGLE & SPONAUGLE	\$4,759.50	8
SPONAUGLE KEVIN C	\$29,514.05	20
SPRADLING MARSHALL C	\$1,489.50	2
SPRIGGS LISA F	\$21,838.24	36
SPURLOCK JAMES E	\$32,324.88	58
STACY DON M	\$4,649.00	6
STANTON E SCOTT	\$1,208.00	2
STANTON G PATRICK JR	\$26,265.65	26
STANTON GEORGE P III	\$35,870.00	36
STANTON SHIRLEY J	\$6,312.71	12
STAPLETON LAW OFFICES LC	\$64,178.27	40
STAREK NOELLE A PLLC	\$20,926.55	7
STEELE THOMAS G	\$1,924.43	2
STEGMAN & SCHELLHASE INC	\$1,578.00	1
STEPHENS GLORIA M	\$135,628.53	20
STEPTOE & JOHNSON	\$7,423.70	6
STEVEN A JONES LC	\$88,669.05	113
STOBBS R RUSSELL	\$50,331.46	79
STOLLINGS HARLEY E	\$14,001.45	16
STONE LEROY A	\$4,150.00	3
STONE ROBERT C JR	\$54,843.96	16
STOVER WILLIAM D	\$1,912.50	6
STREET SANDRA	\$900.00	2
SUMMERS WILLIAM B	\$92,137.29	181
SUPPLE JOE M	\$1,331.55	4
SUTTON & JANELLE PLLC	\$38,678.04	48
SWEENEY LAVERNE	\$8,511.59	24
<b>T</b>		
TALLMAN CHARLES DARREN	\$22,032.50	69
TASA GROUP INC	\$5,174.75	2
TATE REBECCA L	\$41,980.88	78
TAYLOR LAW FIRM PLLC	\$4,779.50	50
TAYLOR PAUL G	\$34,230.02	20

**WEST VIRGINIA PUBLIC DEFENDER SERVICES  
 APPOINTED COUNSEL FEES & EXPENSES PAID  
 FISCAL YEAR 2003  
 ALPHABETICAL ORDER**

PAYEE	VOUCHER TOTAL	# OF CLAIMS
<b>T Continued</b>		
TECHNICAL NETWORK CONSULTING SERVICE	\$1,195.00	1
TELLERS JOHN G MD	\$155.00	1
THARP LIOTTA & YOKUM LLP	\$452.50	1
THOMAS FRANKIE LEE	\$600.00	1
THOMPSON & WEATHERHOLT PLLC	\$57,720.98	89
THORN & THORN LC	\$27,861.95	15
THORNE STEVEN M	\$41,216.50	101
THURMAN WILLIAM C	\$10,699.60	7
TISSUE PHILIP J	\$2,205.46	3
TODD JOHN B	\$491.97	1
TOOTHMAN RICE PLLC	\$2,700.00	1
TORISEVA TERESA C	\$17,268.00	16
TORRES GEORGE M	\$48,827.59	104
TRAINOR GREGORY E	\$1,950.00	3
TRI STATE REPORTERS INC	\$627.80	2
TRI-S INVESTIGATIONS INC	\$198,725.87	313
TROISI JOSEPH G	\$82,201.64	138
TRUMP & TRUMP	\$30,943.17	30
TUCKER GREGORY A	\$4,856.24	5
TWYMAN & HARDING	\$2,664.70	7
TYREE EMBREE & ASSOCIATES PLLC	\$19,982.00	46
TYSON DAVID R	\$12,085.17	21
<b>U</b>		
UNDERWOOD LAW OFFICES INC	\$5,643.85	12
<b>V</b>		
VALENTINO WILLIAM RIDER	\$41,058.43	55
VAN ZANT SUSAN J LC	\$2,539.89	9
VANDERVORT ROBERT CLARKE	\$10,689.57	2
VANHORN & VANHORN INC	\$842.32	1
VANMETER LERA K	\$12,869.90	24
VANNOSTRAND & MORTON	\$49,020.41	59
VAUGHAN F MALCOLM PLLC	\$1,241.50	2
VAUGHAN INC	\$81,753.47	205
VENEZIA LAW OFFICES LC	\$329.67	2
VENTOSA JOSE J JR MD FAAP	\$1,400.00	1
VICTOR VICTOR & HELGOE LLP	\$193,571.47	256
VIEWEG GEORGE B III	\$17,240.86	15
VIEWEG MARK E	\$2,072.85	5
VINCENT SHARON L	\$465.85	1
VITAL RICHARD L	\$8,521.50	10
VITAL ROBERT E LC	\$3,880.59	3

**WEST VIRGINIA PUBLIC DEFENDER SERVICES  
 APPOINTED COUNSEL FEES & EXPENSES PAID  
 FISCAL YEAR 2003  
 ALPHABETICAL ORDER**

PAYEE	VOUCHER TOTAL	# OF CLAIMS
<b>W</b>		
WALKER JAMES A	\$18,090.74	36
WALKER LELA PLLC	\$1,128.41	7
WALL RANDALL D	\$46,521.33	217
WALLACE MICHAEL K	\$61,333.00	96
WALTERS & KRAUSKOPF	\$9,277.36	15
WARNER KIMBER RATCLIFFE	\$9,574.89	9
WARREN KATHERINE LOUISE	\$192.05	1
WATERS WARNER & HARRIS	\$9,786.37	10
WATKINS WILLIAM M III	\$14,937.75	35
WATSON ANGELA	\$557.00	1
WAUGH BRENDA	\$954.00	1
WEBB DAVID HAMILTON	\$29,657.80	46
WEBER & WEBER	\$4,344.34	22
WEDGEWOOD FAMILY PRACTICE & PSYCHIATRY	\$4,875.00	1
WEESE ROGER R	\$17,904.00	27
WEHNER LAW OFFICES	\$3,280.53	2
WEST VIRGINIA UNIVERSITY MEDICAL CORPORATION	\$5,500.00	5
WETTSTEIN ROBERT M MD	\$6,721.00	1
WHEATON KEITH LEWIS	\$3,731.87	4
WHEELING HOSPITAL	\$2,158.25	1
WHELAN MEDICAL CLINIC INC	\$5,900.00	4
WHIRLWIND INVESTIGATION & SECURITY INC	\$2,378.40	3
WHITE DANIELLE	\$404.25	1
WHITE KEITH	\$55,113.20	103
WHITE MAX HARRY	\$86,790.77	135
WHITE ROBERT S	\$2,425.00	3
WHITEMAN BURDETTE PLLC	\$75,788.45	101
WHITEMAN FRANCES C	\$72,986.68	82
WHITT MICHAEL R	\$6,691.50	4
WIDMER COOMBS & GAYDOS PLLC	\$12,914.15	9
WIEDEL DIANA CARTER	\$13,017.62	10
WILDMAN ERIC KEITH	\$27,525.72	55
WILLIAMS JOHN E JR	\$126,511.33	67
WILLS MARK E	\$97.50	1
WILMOTH DAVID H LC	\$1,763.68	8
WILSON & BAILEY	\$39,285.48	41
WILSON & SHIELDS LC	\$5,665.50	5
WILSON SEAN	\$9,101.00	16
WINDOM RODNEY C	\$35,415.20	30
WINTER KURT J	\$4,304.18	9
WITT RICHARD C	\$11,317.09	19
WOLFE DORWIN J LC INC	\$30,720.16	51

**WEST VIRGINIA PUBLIC DEFENDER SERVICES  
 APPOINTED COUNSEL FEES & EXPENSES PAID  
 FISCAL YEAR 2003  
 ALPHABETICAL ORDER**

<b>PAYEE</b>	<b>VOUCHER TOTAL</b>	<b># OF CLAIMS</b>
<b>W Continued</b>		
WOLFE HAROLD B	\$2,136.48	3
WOLFE HAROLD B III	\$248.00	1
WOLFINGBARGER BRENT W	\$1,612.30	9
WOOD & WININSKY PLLC	\$5,821.00	2
WOOTON LAW FIRM	\$7,801.00	18
WORTHINGTON CENTER INC	\$1,000.00	1
WRIGHT LACY W JR	\$15,504.50	15
<b>Y</b>		
YACKEL RAYMOND H	\$17,574.91	23
YANNERELLA DON A	\$18,547.21	9
YEAGER JOHN R JR	\$11,996.77	8
YEZZO G MICHELE	\$363.00	1
YOUNG WILLIAM PRENTICE	\$4,166.70	2
<b>Z</b>		
ZAMOW THOMAS	\$12,885.55	17
ZERBE CARTER	\$126.00	1
ZIEGLER & GUNNOE	\$90,188.31	115
ZIMAROWSKI JAMES B	\$41,444.72	42
ZOLLA WENDY MA LPC	\$6,347.50	6
<b>GRAND TOTAL</b>	<b>\$13,933,597.22</b>	<b>22,665</b>