



WEST VIRGINIA
Department of Administration



Public Defender Services

Annual Report
FY 2025

Table of Contents

Executive Director's Page _____	1
Executive Summary _____	2
Appendix A: Appointed Counsel Statistics _____	16
Appendix B: Public Defender Corporation Statistics _____	66
Appendix C: Appointed Counsel / PDC Comparisons _____	74
Appendix D: Appointed Counsel Payee Totals _____	96

THE EXECUTIVE DIRECTOR'S PAGE



House Bill 3332 was enacted in the 2023 Legislative Session to reorganize the judiciary within the state. The legislation added five new circuit court judges and ten magistrates. Also, judicial circuits were reconfigured including expanding the number of counties within existing single county circuits. The bill also resulted in a renumbering of the state's judicial circuits, and the number of judicial circuits decreased from thirty-one to thirty.

Significant changes included: (i) Logan County and Mingo County were merged into one judicial circuit; (ii) Jefferson County became a judicial circuit separate from Berkeley and Morgan Counties; (iii) Wyoming County and McDowell County were merged into one judicial circuit; (iv) Wirt County was separated from Wood County; and (v) Tucker County and Preston County were merged into one judicial circuit. Summers County added a second judge.

While the judicial reorganization took effect on January 1, 2025, the effect upon the public defender corporations was delayed to July 1, 2025. This was done because funding for the fiscal year was premised on the pre-reorganization configuration of the judicial circuits. Accordingly, the annual report for the State's indigent defense system for the fiscal year commencing on July 1, 2024, and ending on June 30, 2025 ("FY2025") is complicated by the reorganization. Halfway through the fiscal year, the judicial circuits and configuration of circuits changed. The annual report is done by judicial circuits because public defender corporations operate within a circuit. Including the judicial reorganization would be a sudoku puzzle with no solution.

Simply, this report for FY2025 is based entirely on the pre-reorganization configuration without regard for the mid-year changes.

Moreover, future reports will contain only historical data arising out of operations after the reorganization. Accordingly, the next annual report will have no historical information, and the subsequent annual report will only have one year of historical reporting. Eventually, the three-year historical reporting will again be a regular feature of the annual report. That is, until the next judicial reorganization.

Respectfully,
Dana F. Eddy
Executive Director
Public Defender Services

**PUBLIC DEFENDER SERVICES
STATISTICAL SUMMARY
APPOINTED COUNSEL
FISCAL YEAR 2025**

Total Amount Paid in Claims:	\$32,269,839.33
Total Fees Paid to Counsel:	\$29,651,062.00
Total Expenses Paid:	\$2,618,777.33
Total In Court:	55,112.00
Total Out of Court:	425,461.30
Total Hours Paid:	480,573.30
Percent of Total Hours In Court:	11.47%
Percent of Total Hours Out of Court:	88.53%
Percent of Total Funds Paid Attributable To Fees:	91.88%
Percent of Total Funds Paid Attributable To Expenses:	8.12%
Average Total Cost Per Hour:	\$67.15
<hr/>	
Total Claims Paid:	35,484
Less: Supplemental Claims Paid:	5,551
Less: Direct Claims Paid:	329
Total Claims Paid without Supplemental & Direct:	29,604

Comparative Analysis between All Claims and Claims Without Supplemental and Direct

	<u>All Claims</u>	<u>W/O Supp & Dir.</u>
Average Total Cost Per Claim:	\$909.42	\$1,090.05
Average Counsel Fee Per Claim:	\$835.62	\$1,001.59
Average Expenses Per Claim:	\$73.80	\$88.46

**PUBLIC DEFENDER SERVICES
STATISTICAL SUMMARY
PUBLIC DEFENDER CORPORATIONS
FISCAL YEAR 2025**

Total Number of Cases Closed:	30,462
Total Amount Disbursed to Corporations:	\$24,955,342.56
Average Total Cost Per Cases Closed:	\$819.23

SUMMARY OF HOURS**	With Admin	Without Admin
Total In-Court Hours Worked:	41,043.0	41,043.0
Total Out-of-Court Hours Worked:	120,623.1	120,623.1
Total Drug Court Hours Worked:	1,481.7	1,481.7
Total Administrative Hours Worked:	67,699.9	Not Considered
<hr/>		
Total Number of Hours Worked During FY 2022:	230,847.7	163,147.8
Average Total Cost Per Hour:	\$108.10	\$152.96
Percent of Total In-Court Hours:	17.78%	25.16%
Percent of Total Out-of-Court Hours:	52.25%	73.93%
Percent of Total Drug Court Hours:	0.64%	0.91%
Percent of Total Administrative Hours:	29.33%	Not Considered

** Note: The Summary of Hours illustrates the difference in considering the total administration time reported by Public Defenders. These Administrative Hours include Holiday, Sick, and Annual Leave hours paid to Corporation Attorneys. Moreover, it includes performance reviews as well as management of the facilities and personnel. It also includes time that cannot be readily allocated to a single case such as representing numerous clients on the same day in municipal court and peer reviewing files to ensure adequate legal representation by counsel.*

**PUBLIC DEFENDER SERVICES
TOTAL INDIGENT DEFENSE EXPENDITURES
FY 2025**

Circuit	APPOINTED COUNSEL	PUBLIC DEFENDER CORPS	TOTAL
1	\$2,024,502.77	\$1,416,559.92	\$3,441,062.69
2	\$877,010.40	\$591,794.63	\$1,468,805.03
3	\$763,172.78		\$763,172.78
4	\$1,054,112.07	\$1,746,457.23	\$2,800,569.30
5	\$1,315,569.57	\$1,223,647.93	\$2,539,217.50
6/24	\$1,771,481.40	\$2,162,354.54	\$3,933,835.94
7	\$546,954.24	\$789,794.63	\$1,336,748.87
8	\$464,376.74	\$558,853.31	\$1,023,230.05
9	\$1,979,042.27	\$1,136,618.59	\$3,115,660.86
10	\$1,202,367.88	\$1,560,457.23	\$2,762,825.11
11	\$498,384.72	\$748,765.29	\$1,247,150.01
12	\$399,107.55	\$708,823.97	\$1,107,931.52
13	\$2,834,993.24	\$3,905,855.78	\$6,740,849.02
14	\$972,822.91		\$972,822.91
15	\$744,089.67	\$1,237,589.26	\$1,981,678.93
16	\$1,855,799.01		\$1,855,799.01
17	\$1,647,352.68	\$1,427,589.26	\$3,074,941.94
18	\$473,800.59	\$505,853.31	\$979,653.90
19	\$772,187.06		\$772,187.06
20	\$751,479.65		\$751,479.65
21	\$757,772.47		\$757,772.47
22	\$940,554.07		\$940,554.07
23	\$2,635,986.23	\$3,199,002.48	\$5,834,988.71
25	\$925,536.59	\$922,677.27	\$1,848,213.86
26	\$1,032,554.72		\$1,032,554.72
27	\$687,631.78		\$687,631.78
28	\$515,300.78	\$411,882.64	\$927,183.42
29	\$1,054,371.72		\$1,054,371.72
30	\$431,946.49	\$700,765.29	\$1,132,711.78
31	\$339,577.28		\$339,577.28
Total	\$32,269,839.33	\$24,955,342.56	\$57,225,181.89

PUBLIC DEFENDER SERVICES Historical Overview

1. The State of West Virginia's Constitutional Obligation.

Over fifty years ago, the Supreme Court of the United States recognized that:

[R]eason and reflection require us to recognize that in our adversary system of criminal justice, any person haled into court, who is too poor to hire a lawyer, cannot be assured a fair trial unless counsel is provided for him. This seems to us to be an obvious truth. Governments, both state and federal, quite properly spend vast sums of money to establish machinery to try defendants accused of crime. Lawyers to prosecute are everywhere deemed essential to protect the public's interest in an orderly society. ... The right of one charged with crime to counsel may not be deemed fundamental and essential to fair trials in some countries, but it is in ours. From the very beginning, our state and national constitutions and laws have laid great emphasis on procedural and substantive safeguards designed to assure fair trials before impartial tribunals in which every defendant stands equal before the law. This noble idea cannot be realized if the poor man charged with crime has to face his accusers without a lawyer to assist him.

Gideon v. Wainwright, 372 U.S. 335, 344, 83 S.Ct. 792 (1963). With this decision, the Supreme Court of the United States, through the Fourteenth Amendment, extended the Sixth Amendment guarantee of the assistance of counsel in criminal prosecutions to the states. Essentially, states had to provide counsel for persons who were too poor to pay for legal services when these persons were confronted with criminal charges or the loss of other important rights by reason of state action.

The Supreme Court of Appeals of West Virginia reaffirmed this constitutional mandate as follows:

“There can be no equal justice where the kind of trial a man gets depends on the amount of money he has. ...” *Griffin v. Illinois*, 351 U.S. 12, 76 S.Ct. 585, 100 L.Ed. 891 (1956). ... The state must, as a matter of equal protection, provide indigents with the basic tools for an adequate defense or appeal, when those tools are available for a price to others.

State v. England, 363 S.E.2d 725, 727 (W. Va. 1987). Accordingly, a defense must be provided to indigent defendants and the defense must include not only the services of the attorney, but the provision of other services and material, including the transcripts of proceedings. *Id.*

2. The Legislative Findings.

In 1981, the following was codified at W. Va. Code §29-21-1:

The Legislature finds and declares that in certain proceedings the state is required to provide high quality legal assistance to indigent persons who would be otherwise unable to afford adequate legal counsel; that providing legal representation to those who face an economic barrier to adequate legal counsel will serve the ends of justice in accordance with rights and privileges guaranteed to all citizens by the Constitution of the United States of America and the constitution of the state of West Virginia; that the availability of quality legal assistance reaffirms the faith of our citizens in our government of laws; that the present system which utilizes appointed counsel is not operating satisfactorily in some areas of this state and the Legislature is presently unable to determine what system or systems will provide the most efficient means for providing legal representation; that there is a need to explore alternative methods of delivering legal assistance, including the use of salaried public defenders complemented by private panel attorneys; that innovative programs and pilot projects as well as a continuation of the present appointed counsel system are necessary in separate areas of the state to provide information and experience upon which to base future legislative action.

The West Virginia Public Legal Services Council was then created “for the purpose of facilitating required legal representation of indigent persons”. W. Va. Code §29-21-3 (1981; superseded in 1989).

In 1989, the agency was renamed as Public Defender Services and was charged as follows:

The agency shall have as its principal purpose the development and improvement of programs by which the state provides legal representation to indigent persons.

W. Va. Code §29-21-4. This remains the agency’s charge.

PUBLIC DEFENDER SERVICES

Organizational Structure

Public Defender Services is within the Department of Administration for the State of West Virginia. The chief administrative officer is the Executive Director, who is appointed by the governor.

For administrative purposes, the agency is divided into three Divisions: the Administrative Division, the Policy Division, and the Office of Legal Representation. Within the three divisions are statutory mandated responsibilities.

By statute, an Accounting and Auditing Division is charged with the following responsibilities:

The agency shall establish and the executive director or his or her designee shall operate an accounting and auditing division to require and monitor the compliance with this article by public defender corporations and other persons or entities receiving funding or compensation from the agency. The accounting and auditing division shall review all plans and proposals for grants and contracts and shall make a recommendation of approval or disapproval to the executive director. The accounting and auditing division shall prepare, or cause to be prepared, reports concerning the evaluation, inspection or monitoring of public defender corporations and other grantees, contractors, persons or entities receiving financial assistance under this article and shall further carry out the agency's responsibilities for records and reports as set forth in section eighteen of this article. The accounting and auditing division shall require each public defender corporation to submit financial statements monthly and to report monthly on the billable and nonbillable time of its professional employees, including time used in administration of the respective offices, so as to compare the time to similar time expended in nonpublic law offices for similar activities. The accounting and auditing division shall provide to the executive director assistance in the fiscal administration of all of the agency's divisions. This assistance shall include, but not be limited to, budget preparation and statistical analysis.

W. Va. Code §29-21-6(d). The agency's organizational chart will not reflect this division. The agency does not have a budget enabling it to retain an independent staff of accounts and auditors. Instead, the functions of the division are performed by the OVS Auditor, and the Public Defender Corporation Resource Center within the Policy Division. Overall compliance with financial policies and budgetary constraints is ensured by the Chief Financial Officer.

By statute, the Criminal Law Research Center has the following charge:

- (1) Undertake research, studies and analyses and act as a central repository, clearinghouse and disseminator of research materials;
- (2) Prepare and distribute a criminal law manual and other materials and establish and implement standard and specialized training programs for attorneys practicing criminal law;
- (3) Provide and coordinate continuing legal education programs and services for attorneys practicing criminal law; and
- (4) Prepare, supplement and disseminate indices and digests of decisions of the West Virginia supreme court of appeals and other courts, statutes and other legal authorities relating to criminal law.

W. Va. Code §29-21-7. The agency has a Criminal Law Research Center that is operated by a coordinator and is within the Policy Division. But, again, the agency does not have the budget for an independent staff of attorneys who could perform the legal work that is then managed by the Coordinator. Instead, the agency requires every attorney employed by the agency to contribute to the Criminal Law Research Center in addition to their other duties and responsibilities.

By statute, the Appellate Advocacy Division is established as follows:

The agency shall establish and the executive director or his or her designee shall operate an appellate advocacy division for the purpose of prosecuting litigation on behalf of eligible clients in the Supreme Court of Appeals. The executive director or his or her designee shall be the director of the appellate advocacy division. The appellate advocacy division shall represent eligible clients upon appointment by the circuit courts or by the Supreme Court of Appeals. The division may, however, refuse the appointments due to a conflict of interest or if the executive director has determined the existing caseload cannot be increased without jeopardizing the appellate division's ability to provide effective representation. In order to effectively and efficiently use the resources of the appellate division, the executive director may restrict the provision of appellate representation to certain types of cases. The executive director may select and employ staff attorneys to perform the duties prescribed by this subsection. The appellate division shall maintain records of representation of eligible clients for record purposes only.

W. Va. Code §29-21-6(e). This division is included within the Office of Legal Representation.

Beginning in 2019, the statute established another legal division as follows:

The agency shall establish and the executive director or his or her designee shall operate a division within the agency for the purpose of prosecuting writs of habeas corpus on behalf of eligible clients in the circuit courts of the state and before the Supreme Court of

Appeals. The executive director or his or her designee shall be the director of the division. The division shall represent eligible clients upon appointment by a circuit court or the Supreme Court of Appeals. A court may appoint the division to represent an eligible person unless the appointment would create a conflict of interest or the executive director has notified the court in writing that the division's existing caseload cannot be increased for a specified period of time without jeopardizing its ability to provide effective representation. In appointing the division, a court should determine whether the appointment of the division is the most effective use of the office considering the grounds and legal issues raised by the petitioner. The executive director may select and employ staff attorneys, paraprofessionals, and investigators to perform the duties prescribed by this subsection. The division shall maintain records of representation of eligible clients for record-keeping purposes only.

This "Habeas Corpus Division" is included within the Office of Legal Representation.

Additionally, the agency operates the Appointed Counsel Services Division which contains the voucher processing staff that processes for payment the vouchers which are submitted by private attorneys who accept appointments in eligible proceedings, which are defined as follows:

Criminal charges which may result in incarceration; juvenile proceedings; proceedings to revoke parole or probation if the revocation may result in incarceration; contempt of court; child abuse and neglect proceedings which may result in a termination of parental rights; mental hygiene commitment proceedings; extradition proceedings; proceedings which are ancillary to an eligible proceeding, including, but not limited to, proceedings to enhance sentences brought pursuant to sections eighteen and nineteen, article eleven, chapter sixty-one of this code, forfeiture proceedings brought pursuant to article seven, chapter sixty-a of this code, and proceedings brought to obtain extraordinary remedies; and appeals from or post-conviction challenges to the final judgment in an eligible proceeding. Legal representation provided pursuant to the provisions of this article is limited to the court system of the state of West Virginia, but does not include representation in municipal courts unless the accused is at risk of incarceration

W. Va. Code §29-21-2(2). A "help desk" is also part of the division and is designed to assist attorneys with the preparation of vouchers.

The agency also operates the Public Defender Corporation Resource Center within the

Policy Division, which is dedicated to providing services to the administrators of, and attorneys within, the eighteen public defender corporations operating throughout the state. The Center is a recognition that not every public defender corporation can support or fund certain positions critical to the representation of a client. Also, the Center is a recognition that the corporations, while separate entities, must maintain uniform systems centralized within the agency to maximize the funding made available through legislative appropriation. Accordingly, the Center houses two administrative assistants who perform tasks as assigned by the Chief Process Officer.

In addition to the agency's divisions, the statutory framework for the agency includes two additional entities.

Indigent Defense Commission.

The first is the Indigent Defense Commission. Specifically,

- (a) There is hereby established the Indigent Defense Commission to provide assistance to Public Defender Services with regard to the general policies and procedures of the agency, including, but not limited to, the opening, closing or merging of public defender offices throughout the state and the establishment of performance measures for the qualitative review of indigent defense.
- (b) In order to demonstrate a collaborative approach to solving criminal justice problems, the commission shall consist of the Executive Director of Public Defender Services, who shall serve as chair, and the following members appointed by the Governor:
 - (1) One former or retired circuit judge;
 - (2) Three lawyers, at least one of which is from each congressional district, who have significant experience in the defense of criminal cases or have demonstrated a strong commitment to quality representation of indigent defendants;
 - (3) One current chief public defender; [...],
 - (4) One nonlawyer with a demonstrated commitment to providing legal services to the indigent;
 - (5) One person who is a member of an organization that advocates on behalf of people with mental illness and developmental disabilities; and

(6) One attorney with significant experience in the defense of juvenile delinquency and abuse and neglect cases.

(c) The commission shall meet at the times and places specified by the call of the chair: Provided, That the commission shall meet no less than four times each year. Members shall serve without compensation but may receive reimbursement of actual and necessary expenses for each day or portion thereof engaged in this discharge of official duties in a manner consistent with the guidelines of the Travel Management Office of the Department of Administration.

...

(f) The commission has the following powers and duties:

(1) To develop standards regarding the qualifications and training for public defenders, assistant public defenders and staff;

(2) To explore opportunities related to the training of appointed panel attorneys;

(3) To evaluate, on an annual basis, the compensation and caseloads of public defenders and appointed panel attorneys;

(4) To develop standards for providing and compensating expert witnesses, investigators and other persons who provide services related to legal representation under this article;

(5) To study, monitor and evaluate existing standards for determining eligibility for legal representation under section sixteen of this article;

(6) To study the feasibility and need of creating additional public defender corporations, the activation of public defender corporations and the formation of multicircuit or regional public defender corporations in accordance with the provisions of section eight of this article;

(7) To study the potential for the dissolution of public defender corporations;

(8) To study, monitor, evaluate and make recommendations regarding the training, experience and background necessary for a public defender or panel attorney to

competently represent indigent defendants in capital cases; and

- (9) To monitor and make recommendations regarding the following activities of the board of directors of each public defender corporation receiving funding pursuant to this article:
 - (A) The appointment of the public defender and any assistant public defenders pursuant to subdivision (1), subsection (c), section fifteen of this article;
 - (B) The fixing of professional and clerical salaries pursuant to subdivision (2), subsection (c), section fifteen of this article; and
 - (C) The removal of any public defender, assistant public defender or other employee for misfeasance, malfeasance or nonfeasance pursuant to subdivision (3), subsection (c), section fifteen of this article.

W. Va. Code §29-21-3b.

Public Defender Corporations.

The second entity involved in indigent defense is the public defender corporation, which, if active within a judicial circuit, is “to provide legal representation ... in accordance with the provisions” of the governing statute. W. Va. Code §29-21-8(a)(2).

For each public defender corporation, a board of directors is appointed. The chairperson of the board is appointed by the governor. One to two members for each county in the judicial circuit are appointed by the county commission. One to two additional members are appointed by each county bar association within the judicial circuit. The board selects a “chief” public defender who is then responsible for the delivery of legal services by the corporation. Unless inconsistent with the governing statute, the provisions of the state’s nonprofit corporate laws govern the public defender corporations.

WEST VIRGINIA PUBLIC DEFENDER SERVICES
SUMMARY OF APPROPRIATIONS, EXPENDITURES, AND FUND BALANCES BY ACTIVITY FOR THE FUND 0226-2022-0221
FOR THE PERIOD JULY 1, 2024 - JUNE 30, 2025 (as of July 31, 2025)

	00100	00201	09900	13000	35200	35299	43500	78800	91300	TOTAL
TOTAL APPROPRIATIONS										
2025 APPROPRIATIONS	\$ 2,007,935.00	\$ 119,000.00	\$ 333,300.00	\$ 12,740.00	\$ 23,021,081.00	\$ -	\$ -	\$ 12,726,113.00	\$ 10,575.00	\$ 38,230,744.00
SUPP APPROP					\$ 2,600,000.00	\$ 1,050,000.00	\$ -	\$ 20,000,000.00	\$ -	\$ 23,650,000.00
TOTAL FUND APPROPRIATIONS	\$ 2,007,935.00	\$ 119,000.00	\$ 333,300.00	\$ 12,740.00	\$ 25,621,081.00	\$ 1,050,000.00	\$ -	\$ 32,726,113.00	\$ 10,575.00	\$ 61,880,744.00
REAPPROPRIATIONS								\$ 7,537,389.01		\$ 7,537,389.01
EXPENDITURES										
PERSONAL SERVICES & BENEFITS										
1200 Personal Services	\$ 1,241,937.79	\$ 90,199.98	\$ -	\$ -	\$ 67,676.96	\$ -	\$ -	\$ -	\$ -	\$ 1,399,814.73
1201 Temporary	\$ 39,429.26	\$ -	\$ -	\$ -	\$ -	\$ -	\$ -	\$ -	\$ -	\$ 39,429.26
1203 Overtime	\$ 140.63	\$ -	\$ -	\$ -	\$ 12.11	\$ -	\$ -	\$ -	\$ -	\$ 152.74
1206 Annual Increment	\$ 20,778.64	\$ -	\$ -	\$ -	\$ -	\$ -	\$ -	\$ -	\$ -	\$ 20,778.64
2200 PEIA Fees	\$ -	\$ -	\$ -	\$ -	\$ 100.00	\$ -	\$ -	\$ -	\$ -	\$ 100.00
2201 Personnel Fees	\$ 6,334.60	\$ -	\$ -	\$ -	\$ -	\$ -	\$ -	\$ -	\$ -	\$ 6,334.60
2202 FICA	\$ 94,219.78	\$ 6,820.28	\$ -	\$ -	\$ 5,027.07	\$ -	\$ -	\$ -	\$ -	\$ 106,067.13
2203 Public Empl Insurance	\$ 177,480.77	\$ 10,936.26	\$ -	\$ -	\$ 21,371.52	\$ -	\$ -	\$ -	\$ -	\$ 209,788.55
2205 Workers Comp	\$ 1,449.66	\$ 100.03	\$ -	\$ -	\$ 167.08	\$ -	\$ -	\$ -	\$ -	\$ 1,716.77
2206 Unemployment Compensation	\$ -	\$ -	\$ -	\$ -	\$ -	\$ -	\$ -	\$ -	\$ -	\$ -
2207 Pension & Retirement	\$ 109,418.11	\$ 8,117.98	\$ -	\$ -	\$ 6,092.05	\$ -	\$ -	\$ -	\$ -	\$ 123,628.14
2208 PEIA-OPFB Contribution	\$ 7,056.00	\$ 397.00	\$ -	\$ -	\$ 816.00	\$ -	\$ -	\$ -	\$ -	\$ 8,269.00
TOTAL PERSONAL SERV & BENEFITS	\$ 1,698,245.24	\$ 116,571.53	\$ -	\$ -	\$ 101,262.79	\$ -	\$ -	\$ -	\$ -	\$ 1,916,079.56
UNCLASSIFIED EXPENSES										
3200 Office Expense	\$ -	\$ -	\$ 11,847.52	\$ -	\$ 3,604.84	\$ -	\$ -	\$ 7,762.70	\$ -	\$ 23,215.06
3201 Printing & Binding	\$ -	\$ -	\$ -	\$ -	\$ -	\$ -	\$ -	\$ -	\$ -	\$ -
3202 Rental Expense	\$ -	\$ -	\$ 84,757.48	\$ 12,739.56	\$ 46,224.27	\$ -	\$ -	\$ 6,054.50	\$ -	\$ 149,775.81
3204 Telecommunications	\$ -	\$ -	\$ 19,489.12	\$ -	\$ 3,551.20	\$ -	\$ -	\$ -	\$ -	\$ 23,040.32
3205 Internet Service	\$ -	\$ -	\$ -	\$ -	\$ -	\$ -	\$ -	\$ -	\$ -	\$ -
3206 Contractual & Professional	\$ -	\$ -	\$ 4,584.81	\$ -	\$ 24,938,317.48	\$ 1,025,000.00	\$ -	\$ 385,895.48	\$ -	\$ 26,353,797.77
3207 Professional Services	\$ -	\$ -	\$ 17,908.92	\$ -	\$ 93,879.00	\$ -	\$ -	\$ 85.45	\$ -	\$ 111,873.37
3208 Consultants and Consulting Fees	\$ -	\$ -	\$ -	\$ -	\$ -	\$ -	\$ -	\$ -	\$ -	\$ -
3211 Travel Employee	\$ -	\$ -	\$ 2,777.12	\$ -	\$ 619.86	\$ -	\$ -	\$ -	\$ -	\$ 3,396.98
3212 Travel Non Employee	\$ -	\$ -	\$ -	\$ -	\$ -	\$ -	\$ -	\$ -	\$ -	\$ -
3213 Computer Services Internal	\$ -	\$ -	\$ 116,760.35	\$ -	\$ 113,253.06	\$ -	\$ -	\$ -	\$ -	\$ 230,013.41
3214 Computer Services External	\$ -	\$ -	\$ 440.00	\$ -	\$ 99,918.75	\$ -	\$ -	\$ 33,088.00	\$ -	\$ 133,446.75
3216 Vehicle Rental	\$ -	\$ -	\$ 1,088.24	\$ -	\$ 203.53	\$ -	\$ -	\$ -	\$ -	\$ 1,291.77
3217 Rental(Machine & Misc)	\$ -	\$ -	\$ 5,922.42	\$ -	\$ -	\$ -	\$ -	\$ -	\$ -	\$ 5,922.42
3218 Assoc Dues & Prof Memberships	\$ -	\$ -	\$ 2,655.95	\$ -	\$ -	\$ -	\$ -	\$ -	\$ -	\$ 2,655.95
3219 Fire, Auto, Bond & Other Insurance	\$ -	\$ -	\$ 7,973.00	\$ -	\$ -	\$ -	\$ -	\$ -	\$ 10,575.00	\$ 18,548.00

Public Defender Services
Statement of Revenues, Expenditures,
and Changes in Fund Balance
For the Period July 1, 2024 to June 30, 2025

2420-2025-0221

Fund Balance Beginning of Period July 1, 2024 **\$8,852,430.91**

REVENUES

6696 Continuing Legal Education	Subfund 0000	\$	43,109.59
6696 Juvenile Justice & Delinquency Prevention	Subfund JJDP	\$	43,260.00
6696 Title IV-e	Subfund SS4E	\$	<u>2,430,766.00</u>

TOTAL REVENUES **\$2,517,135.59**

EXPENDITURES SUBFUND 0000

3202 Rent & Parking	\$	1,206.90
3206 Contractual Services	\$	1,000.00
3211 Employee Travel	\$	113.95
3218 Assoc Dues & Prof Memberships	\$	750.00
3233 Hospitality	\$	44,269.50
3241 Miscellaneous	\$	101.00
3242 Training & Dev - In State	\$	1,000.00
3272 PEIA Reserve Transfer	\$	449.00
3324 State Treasurer's Office Fees	\$	<u>641.90</u>

SubTotal for Subfund 0000 **\$ 49,532.25**

EXPENDITURES SUBFUND JJDP

3206 Contractual Services	\$	18,795.00	\$ 18,795.00
---------------------------	----	-----------	---------------------

EXPENDITURES SUBFUND SS4E

1200 Personal Services	\$	44,788.38
2200 PEIA Fees	\$	50.00
2201 Personal Fees	\$	400.08
2202 Social Security Matching	\$	3,426.31
2205 Workers Compensation	\$	110.48
2207 Pension and Retirement	\$	4,030.88
3202 Rent & Parking	\$	2,413.80
3206 Contractual Services	\$	3,320,995.98
3211 Employee Travel	\$	107.00
3252 Miscellaneous Equipment	\$	16,559.32
3256 Grants	\$	<u>1,168,545.71</u>

SubTotal for Subfund SS4E **\$4,561,427.94**

TOTAL EXPENDITURES

\$4,629,755.19

Revenues Over (Under) Expenditures **\$(2,112,619.60)**

Fund Balance, End of Period June 30, 2025 **\$6,739,811.31**

2421-2025-0221

Fund Balance Beginning of Period July 1, 2024 **\$ 24.00**

Add: Consumer Sales Tax Collections		\$0.00	
Less: Remittance of Taxes		\$0.00	

Fund Balance, End of Period June 30, 2025 **\$ 24.00**



Downtown Charleston in Kanawha County, which was in the news in 2025 for having a shortage of Panel Attorneys.

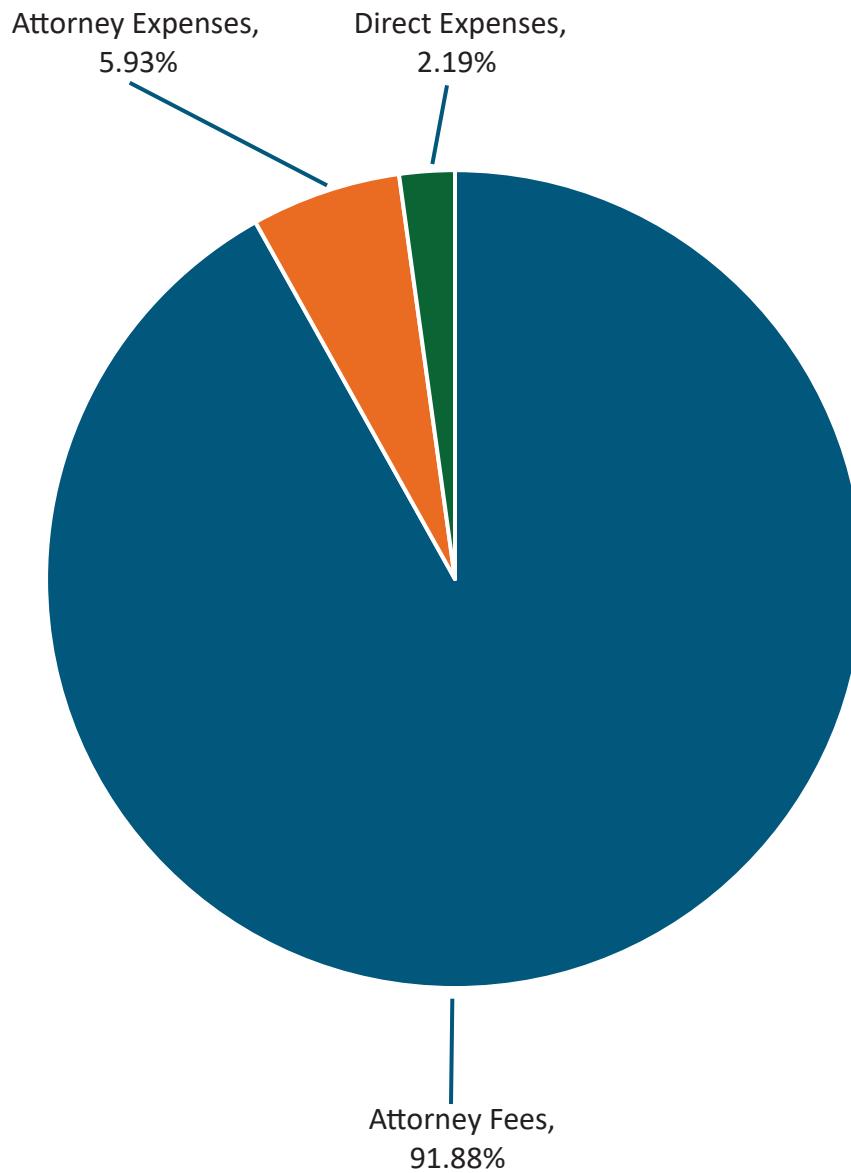
Appendix A:

Appointed Counsel Statistics

- Summary of Claims Paid
- Claims Paid By Case Type
- Fees Paid By Case Type
- Expenses Paid By Case Type (Including Direct Expenses)
- Direct Expense Claims Paid By Case Type
- Expenses Paid By Category
- Hours Paid By Case Type
- Time Paid In Court / Out of Court
- Average Costs By Case Type (Including Supplemental and Direct Expenses)
- Criminal Charge Averages

**PUBLIC DEFENDER SERVICES
SUMMARY OF APPOINTED COUNSEL CLAIMS PAID
FY 2025**

Attorney Fees	\$29,651,062.00
Attorney Expenses	\$1,912,289.70
Direct Expenses	\$706,487.63
Total Claims Paid	<u>\$32,269,839.33</u>



**PUBLIC DEFENDER SERVICES
SUMMARY REPORT FOR APPOINTED COUNSEL
ATTORNEY HOURS, FEES, AND EXPENSES
FISCAL YEAR 2025**

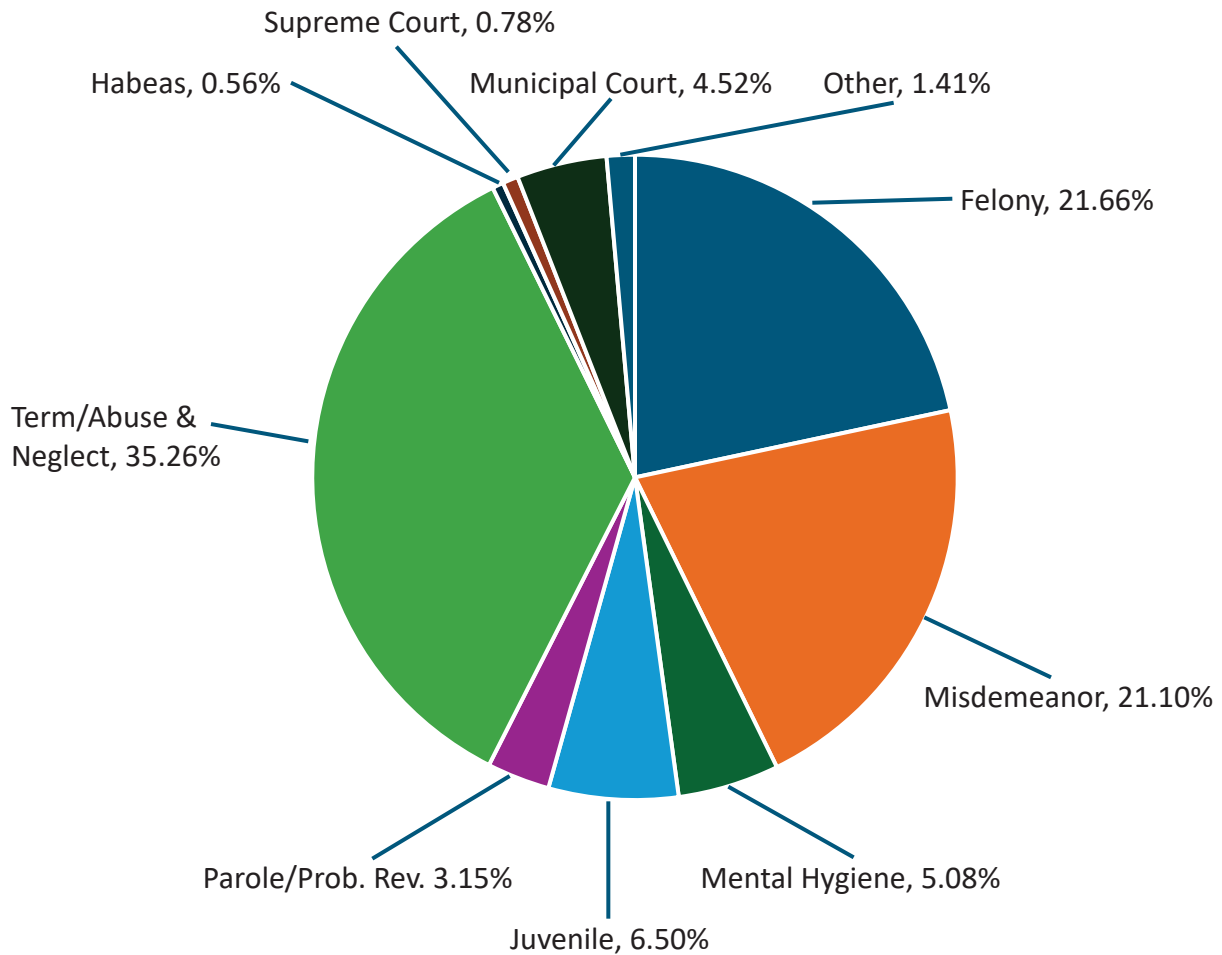
Circuit	County	Attorney Hours	Attorney Fees (\$)	Attorney Expenses (\$)	Direct Expenses (\$)	Total Expenses (\$)	Total Fees & Expenses (\$)
1	Brooke	9,935.9	\$606,290.00	\$27,602.66	\$2,887.50	\$30,490.16	\$636,780.16
	Hancock	9,136.4	\$549,316.50	\$21,336.96	\$14,806.12	\$36,143.08	\$585,459.58
	Ohio	12,182.0	\$749,003.00	\$34,497.30	\$18,762.73	\$53,260.03	\$802,263.03
	Total	31,254.3	\$1,904,609.50	\$83,436.92	\$36,456.35	\$119,893.27	\$2,024,502.77
2	Marshall	6,387.5	\$393,694.00	\$19,205.23	\$4,652.00	\$23,857.23	\$417,551.23
	Tyler	1,523.9	\$93,632.00	\$9,007.89	\$2,547.07	\$11,554.96	\$105,186.96
	Wetzel	5,296.9	\$325,877.00	\$28,395.21	\$0.00	\$28,395.21	\$354,272.21
	Total	13,208.3	\$813,203.00	\$56,608.33	\$7,199.07	\$63,807.40	\$877,010.40
3	Doddridge	3,484.3	\$211,372.50	\$27,661.72	\$8,335.93	\$35,997.65	\$247,070.15
	Pleasants	3,149.7	\$194,110.00	\$21,059.84	\$12,671.42	\$33,731.26	\$227,841.26
	Ritchie	4,161.3	\$252,763.00	\$26,397.69	\$8,800.68	\$35,198.37	\$287,961.37
	Total	10,795.3	\$658,245.50	\$75,119.25	\$29,808.03	\$104,927.28	\$763,172.78
4	Wirt	855.4	\$51,920.00	\$4,706.25	\$0.00	\$4,706.25	\$56,626.25
	Wood	15,064.0	\$916,762.00	\$61,776.69	\$18,947.13	\$80,723.82	\$997,485.82
	Total	15,919.4	\$968,682.00	\$66,482.94	\$18,947.13	\$85,430.07	\$1,054,112.07
5	Calhoun	1,637.3	\$100,124.00	\$10,328.06	\$0.00	\$10,328.06	\$110,452.06
	Jackson	5,126.8	\$316,801.50	\$41,561.22	\$0.00	\$41,561.22	\$358,362.72
	Mason	8,909.2	\$551,705.50	\$31,186.31	\$0.00	\$31,186.31	\$582,891.81
	Roane	3,873.6	\$239,704.00	\$24,158.98	\$0.00	\$24,158.98	\$263,862.98
	Total	19,546.9	\$1,208,335.00	\$107,234.57	\$0.00	\$107,234.57	\$1,315,569.57
6	Cabell	20,698.4	\$1,318,767.50	\$79,492.19	\$52,983.30	\$132,475.49	\$1,451,242.99
	Total	20,698.4	\$1,318,767.50	\$79,492.19	\$52,983.30	\$132,475.49	\$1,451,242.99
7	Logan	8,359.2	\$516,636.50	\$28,936.63	\$1,381.11	\$30,317.74	\$546,954.24
	Total	8,359.2	\$516,636.50	\$28,936.63	\$1,381.11	\$30,317.74	\$546,954.24
8	McDowell	6,835.4	\$417,529.00	\$24,551.61	\$22,296.13	\$46,847.74	\$464,376.74
	Total	6,835.4	\$417,529.00	\$24,551.61	\$22,296.13	\$46,847.74	\$464,376.74
9	Mercer	29,995.7	\$1,828,296.00	\$110,411.13	\$40,335.14	\$150,746.27	\$1,979,042.27
	Total	29,995.7	\$1,828,296.00	\$110,411.13	\$40,335.14	\$150,746.27	\$1,979,042.27
10	Raleigh	16,716.7	\$1,029,644.00	\$47,865.39	\$124,858.49	\$172,723.88	\$1,202,367.88
	Total	16,716.7	\$1,029,644.00	\$47,865.39	\$124,858.49	\$172,723.88	\$1,202,367.88
11	Greenbrier	4,582.2	\$289,346.50	\$8,717.30	\$3,500.00	\$12,217.30	\$301,563.80
	Pocahontas	2,857.3	\$178,110.00	\$14,841.42	\$3,869.50	\$18,710.92	\$196,820.92
	Total	7,439.5	\$467,456.50	\$23,558.72	\$7,369.50	\$30,928.22	\$498,384.72
12	Fayette	5,999.9	\$373,658.00	\$22,958.60	\$2,490.95	\$25,449.55	\$399,107.55
	Total	5,999.9	\$373,658.00	\$22,958.60	\$2,490.95	\$25,449.55	\$399,107.55
13	Kanawha	43,359.3	\$2,720,421.00	\$87,351.71	\$27,220.53	\$114,572.24	\$2,834,993.24
	Total	43,359.3	\$2,720,421.00	\$87,351.71	\$27,220.53	\$114,572.24	\$2,834,993.24
14	Braxton	4,782.3	\$294,238.00	\$45,038.49	\$1,525.76	\$46,564.25	\$340,802.25
	Clay	3,151.1	\$191,798.50	\$33,301.91	\$1,009.50	\$34,311.41	\$226,109.91
	Gilmer	1,411.6	\$88,400.00	\$21,288.30	\$0.00	\$21,288.30	\$109,688.30
	Webster	4,234.8	\$253,990.50	\$42,231.95	\$0.00	\$42,231.95	\$296,222.45
	Total	13,579.8	\$828,427.00	\$141,860.65	\$2,535.26	\$144,395.91	\$972,822.91
15	Harrison	11,241.6	\$686,708.50	\$53,810.63	\$3,570.54	\$57,381.17	\$744,089.67
	Total	11,241.6	\$686,708.50	\$53,810.63	\$3,570.54	\$57,381.17	\$744,089.67
16	Marion	28,888.1	\$1,755,150.50	\$94,191.34	\$6,457.17	\$100,648.51	\$1,855,799.01
	Total	28,888.1	\$1,755,150.50	\$94,191.34	\$6,457.17	\$100,648.51	\$1,855,799.01
17	Monongalia	25,351.6	\$1,533,025.00	\$65,297.17	\$49,030.51	\$114,327.68	\$1,647,352.68
	Total	25,351.6	\$1,533,025.00	\$65,297.17	\$49,030.51	\$114,327.68	\$1,647,352.68
18	Preston	6,697.5	\$416,436.00	\$42,718.84	\$14,645.75	\$57,364.59	\$473,800.59
	Total	6,697.5	\$416,436.00	\$42,718.84	\$14,645.75	\$57,364.59	\$473,800.59
19	Barbour	6,686.2	\$416,527.50	\$32,108.80	\$0.00	\$32,108.80	\$448,636.30
	Taylor	4,796.9	\$301,049.00	\$17,768.55	\$4,733.21	\$22,501.76	\$323,550.76
	Total	11,483.1	\$717,576.50	\$49,877.35	\$4,733.21	\$54,610.56	\$772,187.06
20	Randolph	11,114.8	\$693,749.50	\$49,955.15	\$7,775.00	\$57,730.15	\$751,479.65
	Total	11,114.8	\$693,749.50	\$49,955.15	\$7,775.00	\$57,730.15	\$751,479.65

**PUBLIC DEFENDER SERVICES
SUMMARY REPORT FOR APPOINTED COUNSEL
ATTORNEY HOURS, FEES, AND EXPENSES
FISCAL YEAR 2025**

Circuit	County	Attorney Hours	Attorney Fees (\$)	Attorney Expenses (\$)	Direct Expenses (\$)	Total Expenses (\$)	Total Fees & Expenses (\$)
21	Grant	3,065.0	\$188,765.50	\$16,599.06	\$7,740.57	\$24,339.63	\$213,105.13
	Mineral	4,870.8	\$302,888.50	\$23,285.32	\$8,111.46	\$31,396.78	\$334,285.28
	Tucker	3,114.4	\$192,893.00	\$17,489.06	\$0.00	\$17,489.06	\$210,382.06
	Total	11,050.2	\$684,547.00	\$57,373.44	\$15,852.03	\$73,225.47	\$757,772.47
22	Hampshire	7,634.5	\$461,879.50	\$38,252.80	\$27,095.93	\$65,348.73	\$527,228.23
	Hardy	3,851.3	\$239,477.00	\$22,539.63	\$0.00	\$22,539.63	\$262,016.63
	Pendleton	2,030.3	\$124,911.50	\$26,397.71	\$0.00	\$26,397.71	\$151,309.21
	Total	13,516.1	\$826,268.00	\$87,190.14	\$27,095.93	\$114,286.07	\$940,554.07
23	Berkeley	25,916.2	\$1,595,320.00	\$70,544.51	\$45,819.61	\$116,364.12	\$1,711,684.12
	Jefferson	8,379.1	\$510,169.50	\$23,764.41	\$17,685.19	\$41,449.60	\$551,619.10
	Morgan	5,440.0	\$337,318.00	\$25,413.57	\$9,951.44	\$35,365.01	\$372,683.01
	Total	39,735.3	\$2,442,807.50	\$119,722.49	\$73,456.24	\$193,178.73	\$2,635,986.23
24	Wayne	4,721.0	\$306,016.50	\$14,221.91	\$0.00	\$14,221.91	\$320,238.41
	Total	4,721.0	\$306,016.50	\$14,221.91	\$0.00	\$14,221.91	\$320,238.41
25	Boone	7,028.3	\$440,857.50	\$38,057.68	\$70.00	\$38,127.68	\$478,985.18
	Lincoln	6,847.9	\$426,701.00	\$19,850.41	\$0.00	\$19,850.41	\$446,551.41
	Total	13,876.2	\$867,558.50	\$57,908.09	\$70.00	\$57,978.09	\$925,536.59
26	Lewis	6,839.5	\$422,326.50	\$44,786.60	\$508.95	\$45,295.55	\$467,622.05
	Upshur	8,608.7	\$526,299.50	\$37,985.02	\$648.15	\$38,633.17	\$564,932.67
	Total	15,448.2	\$948,626.00	\$82,771.62	\$1,157.10	\$83,928.72	\$1,032,554.72
27	Wyoming	10,228.7	\$626,865.50	\$31,826.20	\$28,940.08	\$60,766.28	\$687,631.78
	Total	10,228.7	\$626,865.50	\$31,826.20	\$28,940.08	\$60,766.28	\$687,631.78
28	Nicholas	7,299.0	\$445,969.50	\$69,331.28	\$0.00	\$69,331.28	\$515,300.78
	Total	7,299.0	\$445,969.50	\$69,331.28	\$0.00	\$69,331.28	\$515,300.78
29	Putnam	15,758.3	\$994,979.50	\$52,164.46	\$7,227.76	\$59,392.22	\$1,054,371.72
	Total	15,758.3	\$994,979.50	\$52,164.46	\$7,227.76	\$59,392.22	\$1,054,371.72
30	Mingo	6,443.0	\$401,645.00	\$14,100.55	\$16,200.94	\$30,301.49	\$431,946.49
	Total	6,443.0	\$401,645.00	\$14,100.55	\$16,200.94	\$30,301.49	\$431,946.49
31	Monroe	1,520.9	\$94,548.50	\$4,858.47	\$0.00	\$4,858.47	\$99,406.97
	Summers	2,491.6	\$154,674.00	\$9,101.93	\$76,394.38	\$85,496.31	\$240,170.31
	Total	4,012.5	\$249,222.50	\$13,960.40	\$76,394.38	\$90,354.78	\$339,577.28
STATE TOTAL		480,573.3	\$29,651,062.00	\$1,912,289.70	\$706,487.63	\$2,618,777.33	\$32,269,839.33

**PUBLIC DEFENDER SERVICES
 APPOINTED COUNSEL CLAIMS PAID BY CASE TYPE WITHOUT DIRECT EXPENSES OR
 SUPPLEMENTALS
 FY 2025**

Felony	6,411
Misdemeanor	6,245
Mental Hygiene	1,504
Juvenile	1,923
Parole/Prob. Rev.	934
Term/Abuse & Neglect	10,438
Habeas	165
Supreme Court	230
Municipal Court	1,337
Other	417
Total Claims Paid	29,604



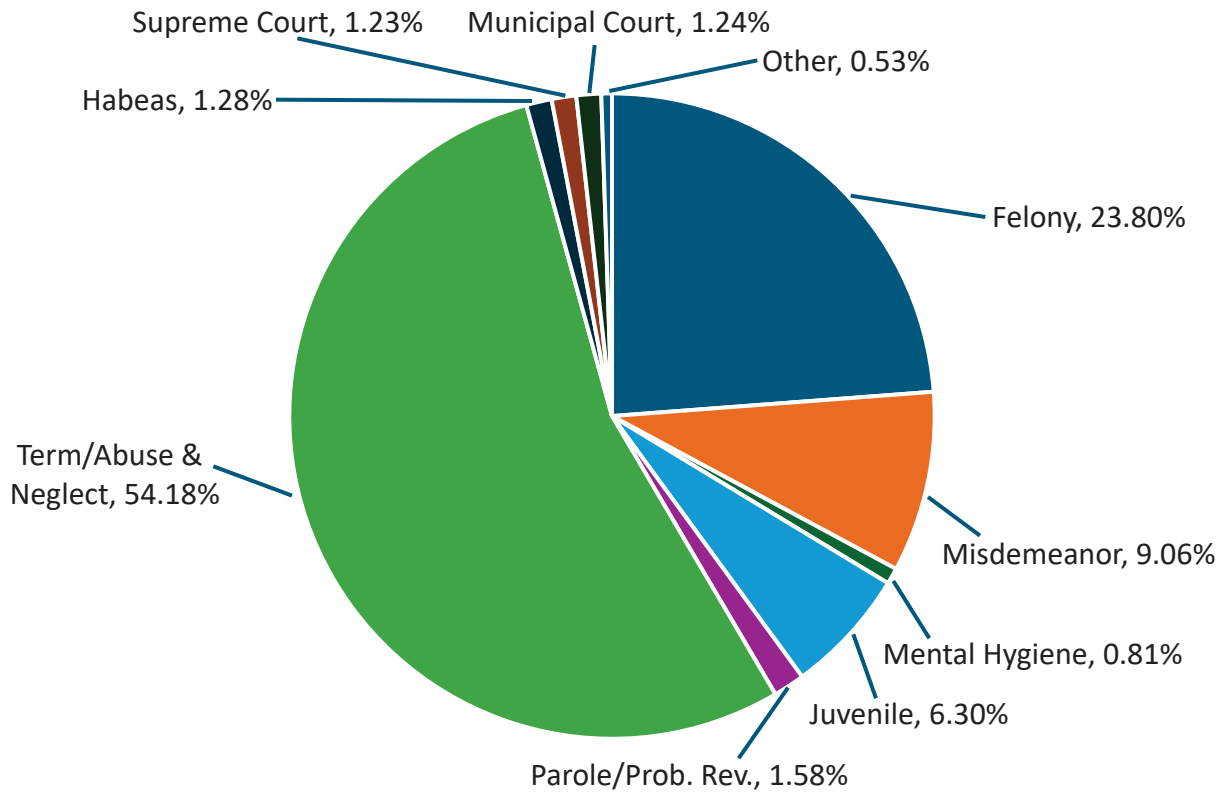
PUBLIC DEFENDER SERVICES APPOINTED COUNSEL CLAIMS PAID BY CASE TYPE WITHOUT DIRECT EXPENSES OR SUPPLEMENTALS FISCAL YEAR 2025												
Circuit	County	Felony	Misdemeanor	Mental Hygiene	Juvenile	Parole Probation Revocation	Termin/Abuse & Neglect	Habeas	Supreme Court	Municipal Court	Other	Total Claims
1	Brooke	57	60	4	8	8	100	1	3	-	2	243
	Hancock	48	32	8	8	-	93	1	2	2	-	194
	Ohio	92	54	31	12	2	312	6	11	-	1	521
	Total	197	146	43	28	10	505	8	16	2	3	958
2	Marshall	69	55	108	15	11	200	5	6	-	-	469
	Tyler	16	19	9	3	3	25	-	-	-	-	75
	Wetzel	74	30	25	8	14	127	1	1	-	-	280
	Total	159	104	142	26	28	352	6	7	0	0	824
3	Doddridge	54	68	7	10	91	53	-	1	-	17	301
	Pleasants	54	87	3	20	5	46	-	-	-	15	230
	Ritchie	51	56	4	24	4	89	-	-	-	4	232
	Total	159	211	14	54	100	188	0	1	0	36	763
	Wirt	13	7	-	2	1	29	2	1	-	1	56
4	Wood	71	44	-	4	2	537	9	12	-	1	680
	Total	84	51	0	6	3	566	11	13	0	2	736
	Calhoun	9	3	-	6	1	47	1	-	-	-	67
	Jackson	63	27	52	29	7	119	4	12	-	5	318
5	Mason	152	211	7	63	19	156	2	1	-	15	626
	Roane	39	15	2	15	4	102	5	1	-	1	184
	Total	263	256	61	113	31	424	12	14	0	21	1,195
	Cabell	380	197	476	146	76	755	6	7	-	9	2,052
	Total	380	197	476	146	76	755	6	7	0	9	2,052
7	Logan	178	113	-	3	12	160	1	1	-	5	473
	Total	178	113	0	3	12	160	1	1	0	5	473
	McDowell	110	101	-	13	3	152	-	-	-	4	383
	Total	110	101	0	13	3	152	0	0	0	4	383
9	Mercer	200	139	85	181	27	600	1	6	8	6	1,253
	Total	200	139	85	181	27	600	1	6	8	6	1,253
	Raleigh	207	207	1	61	26	254	7	4	-	5	772
	Total	207	207	1	61	26	254	7	4	0	5	772
11	Greenbrier	70	45	9	6	2	109	-	1	1	1	244
	Pocahontas	33	25	-	2	-	48	-	1	-	1	110
	Total	103	70	9	8	2	157	0	2	1	2	354
	Fayette	81	20	-	13	5	145	1	7	1	2	275
12	Total	81	20	0	13	5	145	1	7	1	2	275

PUBLIC DEFENDER SERVICES APPOINTED COUNSEL CLAIMS PAID BY CASE TYPE WITHOUT DIRECT EXPENSES OR SUPPLEMENTALS FISCAL YEAR 2025												
Circuit	County	Felony	Misdemeanor	Mental Hygiene	Juvenile	Parole Probation Revocation	Termin/Abuse & Neglect	Habeas	Supreme Court	Municipal Court	Other	Total Claims
13	Kanawha	700	433	2	156	53	1,081	17	43	1,269	17	3,771
	Total	700	433	2	156	53	1,081	17	43	1,269	17	3,771
14	Braxton	88	123	8	15	25	112	1	4	-	7	383
	Clay	99	73	6	13	6	81	3	5	-	7	293
	Gilmer	43	53	-	14	3	29	1	2	-	7	152
	Webster	57	58	1	13	10	129	2	6	-	7	283
Total	287	307	15	55	44	351	7	17	0	0	28	1,111
15	Harrison	138	93	67	11	17	284	11	9	-	3	633
	Total	138	93	67	11	17	284	11	9	0	3	633
16	Marion	499	512	90	88	64	392	13	9	24	51	1,742
	Total	499	512	90	88	64	392	13	9	24	51	1,742
17	Monongalia	225	162	121	52	51	479	15	5	6	30	1,146
	Total	225	162	121	52	51	479	15	5	6	30	1,146
18	Preston	43	20	5	6	7	190	3	2	-	2	278
	Total	43	20	5	6	7	190	3	2	0	2	278
19	Barbour	84	159	2	19	17	217	1	2	-	1	502
	Taylor	108	142	10	31	30	138	4	-	-	16	479
	Total	192	301	12	50	47	355	5	2	0	17	981
20	Randolph	210	242	17	60	39	158	2	18	16	19	781
	Total	210	242	17	60	39	158	2	18	16	19	781
21	Grant	49	73	2	36	20	67	-	2	-	1	250
	Mineral	91	213	6	32	11	86	2	5	-	3	449
	Tucker	50	36	-	21	8	48	-	-	-	2	165
	Total	190	322	8	89	39	201	2	7	0	6	864
22	Hampshire	126	196	6	21	38	103	2	4	-	36	532
	Hardy	65	125	16	21	14	60	-	2	-	13	316
	Pendleton	36	28	1	2	4	25	-	-	-	6	102
	Total	227	349	23	44	56	188	2	6	0	55	950
23	Berkeley	280	227	-	67	47	511	15	11	1	6	1,165
	Jefferson	94	127	-	23	9	177	2	1	-	2	435
	Morgan	15	36	-	10	6	98	4	-	-	-	169
Total	389	390	0	100	62	786	21	12	1	8	1,769	
24	Wayne	81	35	16	22	29	295	3	6	-	5	492
	Total	81	35	16	22	29	295	3	6	0	5	492

PUBLIC DEFENDER SERVICES APPOINTED COUNSEL CLAIMS PAID BY CASE TYPE WITHOUT DIRECT EXPENSES OR SUPPLEMENTALS FISCAL YEAR 2025												
Circuit	County	Felony	Misdemeanor	Mental Hygiene	Juvenile	Parole Probation Revocation	Termin/Abuse & Neglect	Habeas	Supreme Court	Municipal Court	Other	Total Claims
25	Boone	84	83	-	41	2	184	2	-	-	3	399
	Lincoln	71	33	18	2	10	121	1	3	-	8	267
	Total	155	116	18	43	12	305	3	3	0	11	666
26	Lewis	95	142	222	30	14	120	-	1	1	9	634
	Upshur	165	208	18	62	36	157	3	1	-	13	663
	Total	260	350	240	92	50	277	3	2	1	22	1,297
27	Wyoming	135	246	8	61	14	212	1	-	-	6	683
	Total	135	246	8	61	14	212	1	0	0	6	683
	Nicholas	84	46	-	8	-	203	-	5	-	1	347
28	Total	84	46	0	8	0	203	0	5	0	1	347
	Putnam	263	576	25	280	24	206	2	5	8	32	1,421
	Total	263	576	25	280	24	206	2	5	8	32	1,421
30	Mingo	137	41	-	5	-	170	1	1	-	5	360
	Total	137	41	0	5	0	170	1	1	0	5	360
	Monroe	32	53	-	12	1	13	-	-	-	1	112
31	Summers	43	36	6	37	2	34	1	-	-	3	162
	Total	75	89	6	49	3	47	1	0	0	4	274
	STATE TOTAL	6,411	6,245	1,504	1,923	934	10,438	165	230	1,337	417	29,604
		21.66%	21.10%	5.08%	6.50%	3.15%	35.26%	0.56%	0.78%	4.52%	1.41%	100.00%

**PUBLIC DEFENDER SERVICES
APPOINTED COUNSEL FEES PAID BY CASE TYPE
FY 2025**

Felony	\$7,055,933.00
Misdemeanor	\$2,685,740.00
Mental Hygiene	\$239,265.50
Juvenile	\$1,867,427.50
Parole/Prob. Rev.	\$469,877.50
Term/Abuse & Neglect	\$16,065,065.00
Habeas	\$380,106.50
Supreme Court	\$364,540.00
Municipal Court	\$366,255.00
Other	\$156,852.00
Total Fees Paid	\$29,651,062.00



PUBLIC DEFENDER SERVICES APPOINTED COUNSEL FEES BY CASE TYPE FISCAL YEAR 2025													
Circuit	County	Felony	Misdemeanor	Mental Hygiene	Juvenile	Parole Probation Revocation	Termin/Abuse & Neglect	Habeas	Supreme Court	Municipal Court	Other	Total Claims	
1	Brooke	\$133,074.00	\$44,052.00	\$1,090.00	\$5,834.00	\$7,302.00	\$411,340.00	\$522.00	\$1,974.00	\$0.00	\$1,102.00	\$606,290.00	
	Hancock	\$63,683.00	\$16,116.00	\$1,084.00	\$25,640.00	\$398.00	\$436,169.50	\$1,092.00	\$4,740.00	\$394.00	\$0.00	\$549,316.50	
	Ohio	\$128,556.50	\$17,322.00	\$3,718.00	\$12,816.00	\$1,604.00	\$544,276.50	\$20,122.00	\$18,772.00	\$0.00	\$1,816.00	\$749,003.00	
	Total	\$325,313.50	\$77,490.00	\$5,892.00	\$44,290.00	\$9,304.00	\$1,391,786.00	\$21,736.00	\$25,486.00	\$394.00	\$0.00	\$2,918.00	\$1,904,609.50
	Marshall	\$68,988.00	\$25,234.00	\$16,666.00	\$9,776.00	\$4,932.00	\$245,506.00	\$11,214.00	\$11,174.00	\$0.00	\$0.00	\$204.00	\$393,694.00
2	Tyler	\$24,912.00	\$13,182.00	\$626.00	\$18,256.00	\$1,090.00	\$35,566.00	\$0.00	\$0.00	\$0.00	\$0.00	\$93,632.00	
	Wetzel	\$78,664.00	\$12,690.00	\$2,773.00	\$6,880.00	\$7,816.00	\$200,998.00	\$14,034.00	\$2,022.00	\$0.00	\$0.00	\$325,877.00	
	Total	\$172,564.00	\$51,106.00	\$20,065.00	\$34,912.00	\$13,838.00	\$482,070.00	\$25,248.00	\$13,196.00	\$0.00	\$204.00	\$813,203.00	
3	Doddrige	\$53,019.50	\$36,143.50	\$1,371.50	\$10,854.00	\$28,682.00	\$74,998.00	\$0.00	\$3,048.00	\$0.00	\$3,256.00	\$211,372.50	
	Pleasants	\$61,252.50	\$46,740.00	\$878.00	\$18,694.00	\$1,784.00	\$62,047.50	\$0.00	\$0.00	\$0.00	\$2,714.00	\$194,110.00	
	Ritchie	\$63,116.00	\$32,238.00	\$1,254.00	\$34,048.50	\$2,212.50	\$119,178.00	\$0.00	\$0.00	\$0.00	\$716.00	\$252,763.00	
	Total	\$177,388.00	\$115,121.50	\$3,503.50	\$63,596.50	\$32,678.50	\$256,223.50	\$0.00	\$3,048.00	\$0.00	\$0.00	\$6,686.00	\$658,245.50
	Wirt	\$7,260.00	\$2,950.00	\$0.00	\$1,656.00	\$1,858.00	\$31,158.00	\$4,496.00	\$2,162.00	\$0.00	\$0.00	\$380.00	\$51,920.00
4	Wood	\$111,796.50	\$21,226.00	\$0.00	\$4,246.00	\$556.00	\$714,437.50	\$41,066.00	\$23,074.00	\$0.00	\$360.00	\$916,762.00	
	Total	\$119,056.50	\$24,176.00	\$0.00	\$5,902.00	\$2,414.00	\$745,595.50	\$45,562.00	\$25,236.00	\$0.00	\$740.00	\$968,682.00	
	Calhoun	\$10,130.00	\$2,780.00	\$0.00	\$7,332.00	\$616.00	\$77,634.00	\$1,632.00	\$0.00	\$0.00	\$0.00	\$100,124.00	
5	Jackson	\$69,135.50	\$11,306.00	\$21,136.00	\$33,398.00	\$3,908.00	\$148,626.00	\$5,936.00	\$21,908.00	\$0.00	\$1,448.00	\$316,801.50	
	Mason	\$95,103.00	\$54,998.00	\$962.00	\$76,778.00	\$8,638.00	\$307,646.50	\$696.00	\$3,000.00	\$0.00	\$3,884.00	\$551,705.50	
	Roane	\$49,192.00	\$12,670.00	\$342.00	\$19,230.00	\$1,622.00	\$147,460.00	\$7,666.00	\$1,096.00	\$0.00	\$426.00	\$239,704.00	
	Total	\$223,560.50	\$81,754.00	\$22,440.00	\$136,738.00	\$14,784.00	\$681,366.50	\$15,930.00	\$26,004.00	\$0.00	\$0.00	\$5,758.00	\$1,208,335.00
	Cabell	\$422,399.00	\$66,822.00	\$51,306.50	\$58,940.00	\$36,584.00	\$658,368.00	\$10,868.00	\$9,516.00	\$0.00	\$3,964.00	\$1,318,767.50	
6	Total	\$422,399.00	\$66,822.00	\$51,306.50	\$58,940.00	\$36,584.00	\$658,368.00	\$10,868.00	\$9,516.00	\$0.00	\$3,964.00	\$1,318,767.50	
	Logan	\$190,907.00	\$47,604.00	\$0.00	\$2,760.00	\$16,316.00	\$249,971.50	\$778.00	\$1,692.00	\$0.00	\$6,608.00	\$516,636.50	
	Total	\$190,907.00	\$47,604.00	\$0.00	\$2,760.00	\$16,316.00	\$249,971.50	\$778.00	\$1,692.00	\$0.00	\$6,608.00	\$516,636.50	
7	McDowell	\$143,234.00	\$43,324.00	\$0.00	\$13,798.00	\$4,386.00	\$211,475.00	\$0.00	\$132.00	\$0.00	\$1,180.00	\$417,529.00	
	Total	\$143,234.00	\$43,324.00	\$0.00	\$13,798.00	\$4,386.00	\$211,475.00	\$0.00	\$132.00	\$0.00	\$1,180.00	\$417,529.00	
	Mercer	\$318,112.00	\$96,072.00	\$10,932.00	\$250,884.00	\$25,108.00	\$1,111,894.00	\$1,196.00	\$9,100.00	\$3,862.00	\$1,136.00	\$1,828,296.00	
9	Total	\$318,112.00	\$96,072.00	\$10,932.00	\$250,884.00	\$25,108.00	\$1,111,894.00	\$1,196.00	\$9,100.00	\$3,862.00	\$1,136.00	\$1,828,296.00	
	Raleigh	\$375,523.00	\$124,148.00	\$170.00	\$61,736.00	\$21,310.00	\$410,288.00	\$19,453.00	\$13,248.00	\$0.00	\$3,768.00	\$1,029,644.00	
	Total	\$375,523.00	\$124,148.00	\$170.00	\$61,736.00	\$21,310.00	\$410,288.00	\$19,453.00	\$13,248.00	\$0.00	\$3,768.00	\$1,029,644.00	
10	Total	\$375,523.00	\$124,148.00	\$170.00	\$61,736.00	\$21,310.00	\$410,288.00	\$19,453.00	\$13,248.00	\$0.00	\$3,768.00	\$1,029,644.00	
	Greenbrier	\$96,477.00	\$17,731.50	\$1,678.00	\$9,170.00	\$868.00	\$159,934.00	\$0.00	\$1,170.00	\$250.00	\$2,068.00	\$289,346.50	
	Pocahontas	\$70,896.00	\$18,504.00	\$0.00	\$3,342.00	\$0.00	\$83,080.00	\$0.00	\$1,680.00	\$0.00	\$608.00	\$178,110.00	
11	Total	\$167,373.00	\$36,235.50	\$1,678.00	\$12,512.00	\$868.00	\$243,014.00	\$0.00	\$2,850.00	\$250.00	\$2,676.00	\$467,456.50	
	Fayette	\$90,754.00	\$10,462.00	\$0.00	\$15,959.50	\$4,662.00	\$238,320.00	\$1,020.00	\$10,616.50	\$268.00	\$1,596.00	\$373,658.00	
	Total	\$90,754.00	\$10,462.00	\$0.00	\$15,959.50	\$4,662.00	\$238,320.00	\$1,020.00	\$10,616.50	\$268.00	\$1,596.00	\$373,658.00	
12	Total	\$90,754.00	\$10,462.00	\$0.00	\$15,959.50	\$4,662.00	\$238,320.00	\$1,020.00	\$10,616.50	\$268.00	\$1,596.00	\$373,658.00	

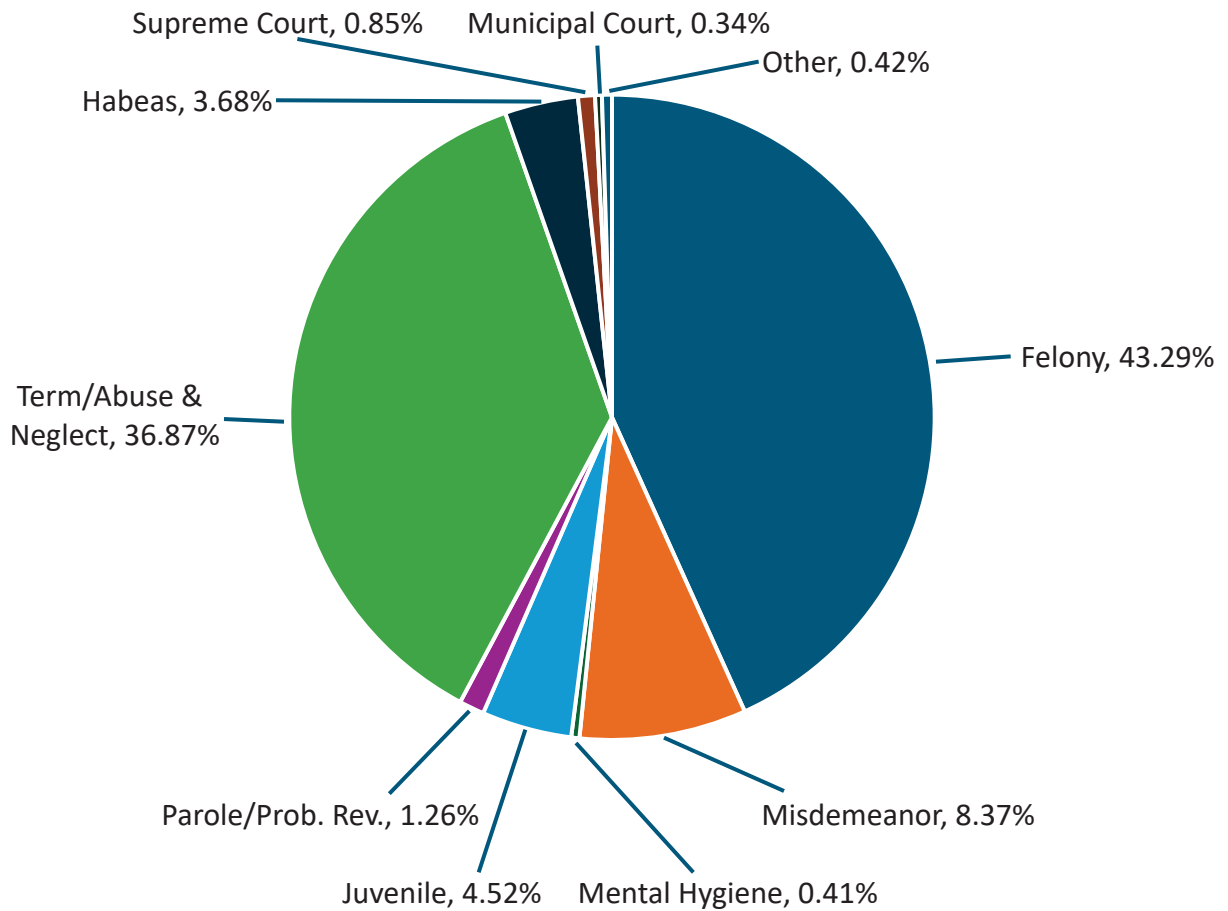
**PUBLIC DEFENDER SERVICES
APPOINTED COUNSEL FEES BY CASE TYPE
FISCAL YEAR 2025**

Circuit	County	Felony	Misdemeanor	Mental Hygiene	Juvenile	Parole Probation Revocation	Termin/Abuse & Neglect	Habeas	Supreme Court	Municipal Court	Other	Total Claims
13	Kanawha	\$524,414.00	\$179,379.00	\$302.00	\$157,084.00	\$26,182.00	\$1,406,485.00	\$38,620.00	\$43,710.00	\$334,961.00	\$9,284.00	\$2,720,421.00
	Total	\$524,414.00	\$179,379.00	\$302.00	\$157,084.00	\$26,182.00	\$1,406,485.00	\$38,620.00	\$43,710.00	\$334,961.00	\$9,284.00	\$2,720,421.00
	Braxton	\$61,709.00	\$27,812.00	\$708.50	\$17,424.00	\$8,730.00	\$173,348.50	\$828.00	\$1,774.00	\$0.00	\$1,904.00	\$294,238.00
14	Clay	\$53,742.50	\$16,858.00	\$506.00	\$9,186.00	\$2,146.00	\$98,818.00	\$1,628.00	\$6,238.00	\$0.00	\$2,676.00	\$191,798.50
	Gilmer	\$21,152.00	\$18,810.00	\$0.00	\$11,190.00	\$998.00	\$28,960.00	\$2,404.00	\$1,392.00	\$0.00	\$3,494.00	\$88,400.00
	Webster	\$33,844.00	\$11,832.00	\$102.00	\$9,098.00	\$3,416.00	\$188,706.50	\$566.00	\$4,554.00	\$0.00	\$1,872.00	\$253,990.50
15	Total	\$170,447.50	\$75,312.00	\$1,316.50	\$46,898.00	\$15,290.00	\$489,833.00	\$5,426.00	\$13,958.00	\$0.00	\$9,946.00	\$828,427.00
	Harrison	\$174,884.00	\$53,888.00	\$6,486.00	\$11,875.50	\$8,628.00	\$392,183.00	\$23,008.00	\$14,056.00	\$0.00	\$1,700.00	\$686,708.50
	Total	\$174,884.00	\$53,888.00	\$6,486.00	\$11,875.50	\$8,628.00	\$392,183.00	\$23,008.00	\$14,056.00	\$0.00	\$1,700.00	\$686,708.50
16	Marion	\$691,831.00	\$280,824.00	\$11,790.00	\$60,244.00	\$36,934.00	\$600,539.50	\$20,984.00	\$23,600.00	\$10,324.00	\$18,080.00	\$1,755,150.50
	Total	\$691,831.00	\$280,824.00	\$11,790.00	\$60,244.00	\$36,934.00	\$600,539.50	\$20,984.00	\$23,600.00	\$10,324.00	\$18,080.00	\$1,755,150.50
	Monongalia	\$377,872.50	\$114,657.50	\$24,582.00	\$74,022.00	\$44,571.50	\$833,689.00	\$30,837.50	\$6,554.00	\$5,760.00	\$20,479.00	\$1,533,025.00
17	Total	\$377,872.50	\$114,657.50	\$24,582.00	\$74,022.00	\$44,571.50	\$833,689.00	\$30,837.50	\$6,554.00	\$5,760.00	\$20,479.00	\$1,533,025.00
	Preston	\$80,958.00	\$13,008.00	\$756.00	\$7,256.00	\$3,042.00	\$298,468.00	\$10,960.00	\$1,668.00	\$0.00	\$320.00	\$416,436.00
	Total	\$80,958.00	\$13,008.00	\$756.00	\$7,256.00	\$3,042.00	\$298,468.00	\$10,960.00	\$1,668.00	\$0.00	\$320.00	\$416,436.00
19	Barbour	\$64,411.50	\$49,932.00	\$214.00	\$12,808.00	\$5,720.00	\$275,530.00	\$3,006.00	\$2,112.00	\$0.00	\$2,794.00	\$416,527.50
	Taylor	\$86,248.00	\$38,630.00	\$1,770.00	\$9,530.50	\$7,684.00	\$149,632.50	\$4,184.00	\$0.00	\$0.00	\$3,370.00	\$301,049.00
	Total	\$150,659.50	\$88,562.00	\$1,984.00	\$22,338.50	\$13,404.00	\$425,162.50	\$7,190.00	\$2,112.00	\$0.00	\$6,164.00	\$717,576.50
20	Randolph	\$224,776.00	\$117,336.00	\$2,974.00	\$55,999.50	\$23,008.00	\$223,330.00	\$2,460.00	\$28,548.00	\$8,138.00	\$7,180.00	\$693,749.50
	Total	\$224,776.00	\$117,336.00	\$2,974.00	\$55,999.50	\$23,008.00	\$223,330.00	\$2,460.00	\$28,548.00	\$8,138.00	\$7,180.00	\$693,749.50
	Grant	\$52,504.50	\$31,550.00	\$526.00	\$18,955.50	\$8,887.00	\$71,009.50	\$3,652.00	\$916.00	\$0.00	\$765.00	\$188,765.50
21	Mineral	\$75,712.50	\$63,680.00	\$898.00	\$12,954.00	\$4,342.00	\$131,488.00	\$2,518.00	\$10,142.00	\$0.00	\$1,154.00	\$302,888.50
	Tucker	\$42,912.00	\$13,844.00	\$0.00	\$11,924.00	\$2,718.00	\$118,123.00	\$0.00	\$2,190.00	\$0.00	\$1,182.00	\$192,893.00
	Total	\$171,129.00	\$109,074.00	\$1,424.00	\$43,833.50	\$15,947.00	\$320,620.50	\$6,170.00	\$13,248.00	\$0.00	\$3,101.00	\$684,547.00
22	Hampshire	\$156,389.50	\$67,932.00	\$1,436.00	\$28,036.00	\$13,052.00	\$174,975.50	\$1,532.00	\$12,292.50	\$0.00	\$6,234.00	\$461,879.50
	Hardy	\$71,972.50	\$43,953.00	\$4,248.00	\$16,978.00	\$6,773.50	\$90,777.00	\$0.00	\$3,177.00	\$0.00	\$1,598.00	\$239,477.00
	Pendleton	\$52,154.00	\$12,647.50	\$286.00	\$9,006.00	\$1,350.00	\$48,472.00	\$0.00	\$0.00	\$0.00	\$996.00	\$124,911.50
23	Total	\$280,516.00	\$124,532.50	\$5,970.00	\$54,020.00	\$21,175.50	\$314,224.50	\$1,532.00	\$15,469.50	\$0.00	\$8,828.00	\$826,268.00
	Berkeley	\$300,993.00	\$90,770.00	\$0.00	\$68,909.50	\$26,079.00	\$1,037,372.00	\$41,426.50	\$27,006.00	\$122.00	\$2,642.00	\$1,595,320.00
	Jefferson	\$83,514.00	\$50,028.00	\$0.00	\$27,466.00	\$4,738.00	\$337,811.50	\$4,600.00	\$1,662.00	\$0.00	\$350.00	\$510,169.50
24	Morgan	\$40,504.00	\$13,622.00	\$0.00	\$10,244.00	\$1,512.00	\$257,012.00	\$12,206.00	\$2,218.00	\$0.00	\$0.00	\$337,318.00
	Total	\$425,011.00	\$154,420.00	\$0.00	\$106,619.50	\$32,329.00	\$1,632,195.50	\$58,232.50	\$30,886.00	\$122.00	\$2,992.00	\$2,442,807.50
	Wayne	\$66,100.00	\$15,104.00	\$2,262.00	\$6,844.00	\$8,752.00	\$191,090.50	\$6,752.00	\$7,014.00	\$0.00	\$2,098.00	\$306,016.50
Total	\$66,100.00	\$15,104.00	\$2,262.00	\$6,844.00	\$8,752.00	\$191,090.50	\$6,752.00	\$7,014.00	\$0.00	\$2,098.00	\$306,016.50	

PUBLIC DEFENDER SERVICES APPOINTED COUNSEL FEES BY CASE TYPE FISCAL YEAR 2025												
Circuit	County	Felony	Misdemeanor	Mental Hygiene	Juvenile	Parole Probation Revocation	Termin/Abuse & Neglect	Habeas	Supreme Court	Municipal Court	Other	Total Claims
25	Boone	\$73,522.00	\$44,170.00	\$0.00	\$37,320.00	\$1,582.00	\$279,955.50	\$3,178.00	\$0.00	\$0.00	\$1,130.00	\$440,857.50
	Lincoln	\$48,418.00	\$16,501.50	\$1,440.00	\$3,196.00	\$4,174.00	\$339,185.50	\$1,936.00	\$8,214.00	\$0.00	\$3,636.00	\$426,701.00
	Total	\$121,940.00	\$60,671.50	\$1,440.00	\$40,516.00	\$5,756.00	\$619,141.00	\$5,114.00	\$8,214.00	\$0.00	\$4,766.00	\$867,558.50
26	Lewis	\$104,284.00	\$45,158.50	\$53,076.00	\$29,906.00	\$4,208.00	\$179,964.00	\$1,754.00	\$570.00	\$490.00	\$2,916.00	\$422,326.50
	Upshur	\$166,694.00	\$76,342.00	\$2,970.00	\$38,422.00	\$11,290.00	\$212,800.00	\$10,579.50	\$3,222.00	\$0.00	\$3,980.00	\$526,299.50
	Total	\$270,978.00	\$121,500.50	\$56,046.00	\$68,328.00	\$15,498.00	\$392,764.00	\$12,333.50	\$3,792.00	\$490.00	\$6,896.00	\$948,626.00
27	Wyoming	\$89,518.00	\$117,454.00	\$1,186.00	\$69,643.00	\$5,816.00	\$338,422.50	\$1,794.00	\$0.00	\$0.00	\$3,032.00	\$626,865.50
	Total	\$89,518.00	\$117,454.00	\$1,186.00	\$69,643.00	\$5,816.00	\$338,422.50	\$1,794.00	\$0.00	\$0.00	\$3,032.00	\$626,865.50
	Nicholas	\$126,318.00	\$29,602.00	\$0.00	\$7,650.00	\$0.00	\$275,911.50	\$0.00	\$6,108.00	\$0.00	\$380.00	\$445,969.50
28	Total	\$126,318.00	\$29,602.00	\$0.00	\$7,650.00	\$0.00	\$275,911.50	\$0.00	\$6,108.00	\$0.00	\$380.00	\$445,969.50
	Putnam	\$183,390.00	\$200,358.00	\$3,466.00	\$268,442.00	\$10,390.00	\$309,659.50	\$3,812.00	\$4,044.00	\$1,686.00	\$9,732.00	\$994,979.50
	Total	\$183,390.00	\$200,358.00	\$3,466.00	\$268,442.00	\$10,390.00	\$309,659.50	\$3,812.00	\$4,044.00	\$1,686.00	\$9,732.00	\$994,979.50
30	Mingo	\$116,775.50	\$14,230.00	\$0.00	\$4,376.00	\$0.00	\$260,437.50	\$1,074.00	\$1,434.00	\$0.00	\$3,318.00	\$401,645.00
	Total	\$116,775.50	\$14,230.00	\$0.00	\$4,376.00	\$0.00	\$260,437.50	\$1,074.00	\$1,434.00	\$0.00	\$3,318.00	\$401,645.00
	Monroe	\$39,202.50	\$27,986.00	\$0.00	\$12,160.00	\$312.00	\$14,604.00	\$0.00	\$0.00	\$0.00	\$284.00	\$94,548.50
31	Summers	\$43,028.00	\$13,526.00	\$1,294.00	\$47,250.00	\$590.00	\$45,932.00	\$2,016.00	\$0.00	\$0.00	\$1,038.00	\$154,674.00
	Total	\$82,230.50	\$41,512.00	\$1,294.00	\$59,410.00	\$902.00	\$60,536.00	\$2,016.00	\$0.00	\$0.00	\$1,322.00	\$249,222.50
	STATE TOTAL	\$7,055,933.00	\$2,685,740.00	\$239,265.50	\$1,867,427.50	\$469,877.50	\$16,065,065.00	\$380,106.50	\$364,540.00	\$366,255.00	\$156,852.00	\$29,651,062.00
		23.80%	9.06%	0.81%	6.30%	1.58%	54.18%	1.28%	1.23%	1.24%	0.53%	100.00%

**PUBLIC DEFENDER SERVICES
 APPOINTED COUNSEL EXPENSES PAID
 INCLUDING DIRECT EXPENSES BY CASE TYPE
 FY 2025**

Felony	\$1,133,576.52
Misdemeanor	\$219,219.28
Mental Hygiene	\$10,613.14
Juvenile	\$118,400.36
Parole/Prob. Rev.	\$33,098.67
Term/Abuse & Neglect	\$965,470.29
Habeas	\$96,457.34
Supreme Court	\$22,150.53
Municipal Court	\$8,782.21
Other	\$11,008.99
Total Expenses Paid	\$2,618,777.33



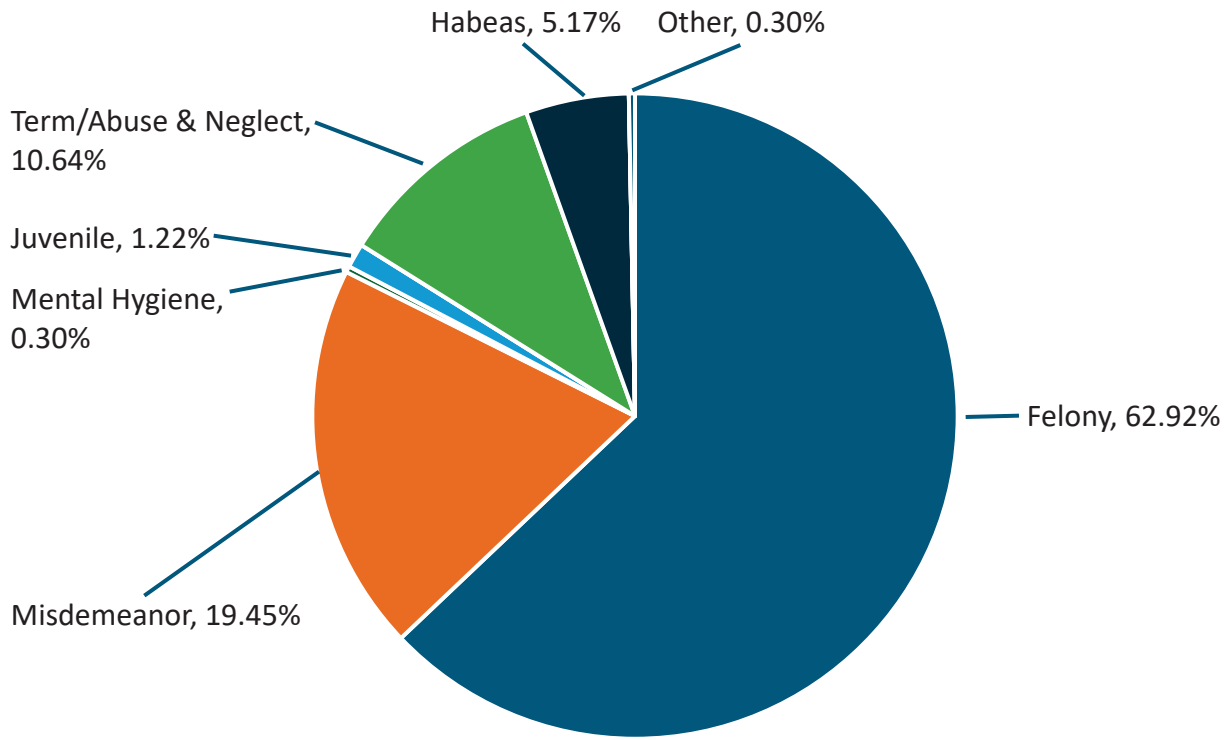
PUBLIC DEFENDER SERVICES APPOINTED COUNSEL EXPENSES BY CASE TYPE (INCLUDING DIRECT EXPENSES) FISCAL YEAR 2025												
Circuit	County	Felony	Misdemeanor	Mental Hygiene	Juvenile	Parole Probation Revocation	Termin/Abuse & Neglect	Habeas	Supreme Court	Municipal Court	Other	Total Expenses
1	Brooke	\$14,870.06	\$3,220.79	\$208.32	\$643.13	\$214.53	\$11,017.88	\$175.54	\$67.90	\$0.00	\$72.01	\$30,490.16
	Hancock	\$19,866.61	\$2,156.87	\$189.20	\$1,020.42	\$67.55	\$12,695.78	\$117.14	\$15.00	\$14.51	\$0.00	\$36,143.08
	Ohio	\$12,128.27	\$1,100.15	\$265.79	\$445.36	\$112.63	\$20,920.97	\$17,564.21	\$452.30	\$0.00	\$270.35	\$53,260.03
	Total	\$46,864.94	\$6,477.81	\$663.31	\$2,108.91	\$394.71	\$44,634.63	\$17,856.89	\$535.20	\$14.51	\$0.00	\$342.36
2	Marshall	\$2,667.77	\$1,288.67	\$717.19	\$629.33	\$222.77	\$12,897.64	\$5,262.67	\$170.89	\$0.00	\$0.30	\$23,857.23
	Tyler	\$5,135.28	\$1,494.89	\$0.00	\$862.94	\$125.49	\$3,936.36	\$0.00	\$0.00	\$0.00	\$0.00	\$11,554.96
	Wetzel	\$7,579.07	\$1,010.61	\$107.87	\$391.97	\$814.00	\$18,420.96	\$70.73	\$0.00	\$0.00	\$0.00	\$28,395.21
	Total	\$15,382.12	\$3,794.17	\$825.06	\$1,884.24	\$1,162.26	\$35,254.96	\$5,333.40	\$170.89	\$0.00	\$0.30	\$0.00
3	Doddrige	\$16,014.74	\$6,801.08	\$41.10	\$1,285.16	\$2,914.44	\$8,511.17	\$0.00	\$291.48	\$0.00	\$138.48	\$35,997.65
	Pleasants	\$9,266.79	\$14,370.36	\$0.00	\$2,829.77	\$117.90	\$6,984.01	\$0.00	\$0.00	\$0.00	\$162.43	\$33,731.26
	Ritchie	\$7,296.23	\$10,371.60	\$1.80	\$4,332.06	\$258.55	\$12,857.51	\$0.00	\$0.00	\$0.00	\$80.62	\$35,198.37
	Total	\$32,577.76	\$31,543.04	\$42.90	\$8,446.99	\$3,290.89	\$28,352.69	\$0.00	\$291.48	\$0.00	\$381.53	\$104,927.28
4	Wirt	\$917.46	\$288.35	\$0.00	\$242.90	\$151.20	\$2,931.11	\$13.21	\$70.32	\$0.00	\$91.70	\$4,706.25
	Wood	\$20,301.51	\$1,063.50	\$0.00	\$198.48	\$3.22	\$47,950.54	\$8,697.27	\$2,484.58	\$0.00	\$24.72	\$80,723.82
	Total	\$21,218.97	\$1,351.85	\$0.00	\$441.38	\$154.42	\$50,881.65	\$8,710.48	\$2,554.90	\$0.00	\$116.42	\$85,430.07
	Calhoun	\$1,329.29	\$785.26	\$0.00	\$986.36	\$211.05	\$6,999.64	\$16.46	\$0.00	\$0.00	\$0.00	\$10,328.06
5	Jackson	\$6,000.15	\$938.56	\$1,167.04	\$4,497.92	\$817.78	\$21,941.41	\$69.29	\$5,776.02	\$0.00	\$353.05	\$41,561.22
	Mason	\$8,820.22	\$3,863.18	\$18.90	\$3,147.57	\$818.40	\$14,204.96	\$0.00	\$0.00	\$0.00	\$313.08	\$31,186.31
	Roane	\$7,109.18	\$1,561.13	\$31.18	\$1,356.18	\$275.85	\$13,210.79	\$259.91	\$354.46	\$0.00	\$0.30	\$24,158.98
	Total	\$23,258.84	\$7,148.13	\$1,217.12	\$9,988.03	\$2,123.08	\$56,356.80	\$345.66	\$6,130.48	\$0.00	\$666.43	\$107,234.57
6	Cabell	\$95,023.91	\$3,864.67	\$6.15	\$998.27	\$577.94	\$30,574.76	\$862.95	\$332.89	\$0.00	\$233.95	\$132,475.49
	Total	\$95,023.91	\$3,864.67	\$6.15	\$998.27	\$577.94	\$30,574.76	\$862.95	\$332.89	\$0.00	\$233.95	\$132,475.49
	Logan	\$13,388.25	\$3,865.31	\$0.00	\$70.16	\$443.69	\$12,192.65	\$45.10	\$312.58	\$0.00	\$0.00	\$30,317.74
	Total	\$13,388.25	\$3,865.31	\$0.00	\$70.16	\$443.69	\$12,192.65	\$45.10	\$312.58	\$0.00	\$0.00	\$30,317.74
8	McDowell	\$19,537.31	\$2,640.44	\$0.00	\$2,011.52	\$152.32	\$14,359.26	\$8,101.91	\$3.15	\$0.00	\$41.83	\$46,847.74
	Total	\$19,537.31	\$2,640.44	\$0.00	\$2,011.52	\$152.32	\$14,359.26	\$8,101.91	\$3.15	\$0.00	\$41.83	\$46,847.74
	Mercer	\$30,124.84	\$6,684.54	\$445.42	\$16,123.41	\$871.23	\$88,948.52	\$7,012.21	\$322.80	\$211.24	\$2.06	\$150,746.27
	Total	\$30,124.84	\$6,684.54	\$445.42	\$16,123.41	\$871.23	\$88,948.52	\$7,012.21	\$322.80	\$211.24	\$2.06	\$150,746.27
10	Raleigh	\$139,054.99	\$4,806.78	\$1.35	\$1,475.84	\$1,036.30	\$23,979.50	\$1,719.42	\$497.17	\$0.00	\$152.53	\$172,723.88
	Total	\$139,054.99	\$4,806.78	\$1.35	\$1,475.84	\$1,036.30	\$23,979.50	\$1,719.42	\$497.17	\$0.00	\$152.53	\$172,723.88
	Greenbrier	\$7,839.00	\$895.23	\$75.11	\$442.80	\$0.00	\$2,296.36	\$0.00	\$171.61	\$10.97	\$486.22	\$12,217.30
	Pocahontas	\$9,332.69	\$2,009.55	\$0.00	\$168.84	\$0.00	\$7,183.94	\$0.00	\$15.90	\$0.00	\$0.00	\$18,710.92
11	Total	\$17,171.69	\$2,904.78	\$75.11	\$611.64	\$0.00	\$9,480.30	\$0.00	\$187.51	\$10.97	\$486.22	\$30,928.22
	Fayette	\$8,357.27	\$742.74	\$0.00	\$579.14	\$0.00	\$15,202.87	\$3.01	\$346.22	\$0.00	\$218.30	\$25,449.55
	Total	\$8,357.27	\$742.74	\$0.00	\$579.14	\$0.00	\$15,202.87	\$3.01	\$346.22	\$0.00	\$218.30	\$25,449.55

PUBLIC DEFENDER SERVICES APPOINTED COUNSEL EXPENSES BY CASE TYPE (INCLUDING DIRECT EXPENSES) FISCAL YEAR 2025												
Circuit	County	Felony	Misdemeanor	Mental Hygiene	Juvenile	Parole Probation Revocation	Termin/Abuse & Neglect	Habeas	Supreme Court	Municipal Court	Other	Total Expenses
13	Kanawha	\$37,222.86	\$7,442.32	\$0.00	\$4,397.65	\$489.80	\$51,579.35	\$3,357.06	\$2,715.71	\$7,212.74	\$154.75	\$114,572.24
	Total	\$37,222.86	\$7,442.32	\$0.00	\$4,397.65	\$489.80	\$51,579.35	\$3,357.06	\$2,715.71	\$7,212.74	\$154.75	\$114,572.24
	Braxton	\$15,756.59	\$5,670.10	\$0.00	\$2,435.28	\$2,123.81	\$20,311.81	\$13.60	\$0.68	\$0.00	\$252.38	\$46,564.25
14	Clay	\$13,012.85	\$3,438.89	\$60.83	\$1,953.27	\$479.06	\$14,410.89	\$373.72	\$29.48	\$0.00	\$552.42	\$34,311.41
	Gilmer	\$5,716.09	\$4,753.93	\$0.00	\$2,221.63	\$385.59	\$6,781.96	\$581.77	\$0.00	\$0.00	\$847.33	\$21,288.30
	Webster	\$6,013.09	\$2,064.03	\$0.00	\$1,632.28	\$875.03	\$31,300.29	\$39.32	\$0.00	\$0.00	\$307.91	\$42,231.95
15	Total	\$40,498.62	\$15,926.95	\$60.83	\$8,242.46	\$3,863.49	\$72,804.95	\$1,008.41	\$30.16	\$0.00	\$1,960.04	\$144,395.91
	Harrison	\$21,711.71	\$2,973.96	\$0.00	\$715.56	\$767.94	\$24,386.50	\$6,358.77	\$296.56	\$0.00	\$170.17	\$57,381.17
	Total	\$21,711.71	\$2,973.96	\$0.00	\$715.56	\$767.94	\$24,386.50	\$6,358.77	\$296.56	\$0.00	\$170.17	\$57,381.17
16	Marion	\$55,402.60	\$11,293.55	\$525.30	\$1,583.48	\$2,630.18	\$25,326.17	\$1,292.14	\$1,026.58	\$101.86	\$1,466.65	\$100,648.51
	Total	\$55,402.60	\$11,293.55	\$525.30	\$1,583.48	\$2,630.18	\$25,326.17	\$1,292.14	\$1,026.58	\$101.86	\$1,466.65	\$100,648.51
	Monongalia	\$67,112.25	\$3,728.73	\$123.45	\$4,815.01	\$2,104.28	\$32,416.44	\$2,194.59	\$157.36	\$751.22	\$924.35	\$114,327.68
17	Total	\$67,112.25	\$3,728.73	\$123.45	\$4,815.01	\$2,104.28	\$32,416.44	\$2,194.59	\$157.36	\$751.22	\$924.35	\$114,327.68
	Preston	\$28,443.96	\$1,239.23	\$26.40	\$1,087.67	\$228.94	\$24,670.36	\$1,638.82	\$0.00	\$0.00	\$29.21	\$57,364.59
	Total	\$28,443.96	\$1,239.23	\$26.40	\$1,087.67	\$228.94	\$24,670.36	\$1,638.82	\$0.00	\$0.00	\$29.21	\$57,364.59
18	Barbour	\$5,978.10	\$5,628.67	\$26.80	\$966.46	\$506.85	\$18,676.77	\$54.45	\$44.92	\$0.00	\$225.78	\$32,108.80
	Taylor	\$7,864.92	\$2,185.04	\$146.24	\$661.18	\$389.92	\$11,146.93	\$63.40	\$0.00	\$0.00	\$44.13	\$22,501.76
	Total	\$13,843.02	\$7,813.71	\$173.04	\$1,627.64	\$896.77	\$29,823.70	\$117.85	\$44.92	\$0.00	\$68.84	\$54,610.56
20	Randolph	\$25,824.95	\$8,071.93	\$53.75	\$4,980.25	\$1,525.80	\$12,530.65	\$3,848.73	\$286.20	\$268.44	\$339.45	\$57,730.15
	Total	\$25,824.95	\$8,071.93	\$53.75	\$4,980.25	\$1,525.80	\$12,530.65	\$3,848.73	\$286.20	\$268.44	\$339.45	\$57,730.15
	Grant	\$6,361.35	\$3,149.46	\$117.25	\$1,325.71	\$477.24	\$7,000.09	\$5,583.60	\$324.93	\$0.00	\$0.00	\$24,339.63
21	Mineral	\$9,464.20	\$6,628.00	\$55.56	\$4,530.86	\$246.82	\$9,783.44	\$336.28	\$273.59	\$0.00	\$78.03	\$31,396.78
	Tucker	\$5,594.23	\$1,766.14	\$0.00	\$1,612.45	\$187.99	\$8,207.65	\$0.00	\$0.00	\$0.00	\$120.60	\$17,489.06
	Total	\$21,419.78	\$11,543.60	\$172.81	\$7,469.02	\$912.05	\$24,991.18	\$5,919.88	\$598.52	\$0.00	\$198.63	\$73,225.47
22	Hampshire	\$39,326.77	\$9,493.48	\$1.20	\$1,191.94	\$1,578.32	\$11,352.27	\$153.00	\$1,749.88	\$0.00	\$501.87	\$65,348.73
	Hardy	\$7,460.13	\$7,936.71	\$20.10	\$596.16	\$515.26	\$5,395.17	\$0.00	\$477.11	\$0.00	\$138.99	\$22,539.63
	Pendleton	\$16,411.67	\$2,918.06	\$81.74	\$1,667.61	\$144.49	\$5,078.87	\$0.00	\$0.00	\$0.00	\$95.27	\$26,397.71
23	Total	\$63,198.57	\$20,348.25	\$103.04	\$3,455.71	\$2,238.07	\$21,826.31	\$153.00	\$2,226.99	\$0.00	\$736.13	\$114,286.07
	Berkeley	\$62,057.26	\$4,655.80	\$750.00	\$2,541.73	\$1,250.54	\$36,809.83	\$7,093.84	\$1,167.45	\$0.00	\$37.67	\$116,364.12
	Jefferson	\$10,234.05	\$4,954.81	\$0.00	\$1,814.50	\$2,069.55	\$21,341.46	\$837.92	\$182.56	\$0.00	\$14.75	\$41,449.60
24	Morgan	\$13,600.11	\$2,267.35	\$0.00	\$566.59	\$129.92	\$16,607.28	\$1,509.19	\$684.57	\$0.00	\$0.00	\$35,365.01
	Total	\$85,891.42	\$11,877.96	\$750.00	\$4,922.82	\$3,450.01	\$74,758.57	\$9,440.95	\$2,034.58	\$0.00	\$52.42	\$193,178.73
	Wayne	\$4,717.25	\$449.28	\$8.71	\$90.86	\$157.65	\$7,784.19	\$552.82	\$385.55	\$0.00	\$75.60	\$14,221.91
Total	\$4,717.25	\$449.28	\$8.71	\$90.86	\$157.65	\$7,784.19	\$552.82	\$385.55	\$0.00	\$75.60	\$75.60	\$14,221.91

PUBLIC DEFENDER SERVICES APPOINTED COUNSEL EXPENSES BY CASE TYPE (INCLUDING DIRECT EXPENSES) FISCAL YEAR 2025												
Circuit	County	Felony	Misdemeanor	Mental Hygiene	Juvenile	Parole Probation Revocation	Termin/Abuse & Neglect	Habeas	Supreme Court	Municipal Court	Other	Total Expenses
25	Boone	\$6,567.88	\$5,015.20	\$0.00	\$3,505.09	\$73.40	\$22,683.46	\$3.76	\$0.00	\$0.00	\$278.89	\$38,127.68
	Lincoln	\$3,865.52	\$2,058.28	\$0.00	\$443.48	\$415.11	\$12,738.67	\$202.02	\$0.00	\$0.00	\$127.33	\$19,850.41
	Total	\$10,433.40	\$7,073.48	\$0.00	\$3,948.57	\$488.51	\$35,422.13	\$205.78	\$0.00	\$0.00	\$406.22	\$57,978.09
26	Lewis	\$13,448.85	\$4,604.43	\$5,044.22	\$3,742.32	\$426.58	\$17,048.12	\$638.33	\$17.31	\$0.00	\$325.39	\$45,295.55
	Upshur	\$16,430.64	\$4,892.55	\$0.00	\$2,387.93	\$1,430.56	\$12,547.12	\$513.27	\$94.04	\$0.00	\$337.06	\$38,633.17
	Total	\$29,879.49	\$9,496.98	\$5,044.22	\$6,130.25	\$1,857.14	\$29,595.24	\$1,151.60	\$111.35	\$0.00	\$662.45	\$83,928.72
27	Wyoming	\$31,448.72	\$4,597.02	\$104.13	\$3,980.85	\$229.99	\$20,040.07	\$197.31	\$0.00	\$0.00	\$168.19	\$60,766.28
	Total	\$31,448.72	\$4,597.02	\$104.13	\$3,980.85	\$229.99	\$20,040.07	\$197.31	\$0.00	\$0.00	\$168.19	\$60,766.28
	Nicholas	\$21,281.50	\$6,279.93	\$0.00	\$664.63	\$0.00	\$40,590.76	\$0.00	\$478.46	\$0.00	\$36.00	\$69,331.28
28	Total	\$21,281.50	\$6,279.93	\$0.00	\$664.63	\$0.00	\$40,590.76	\$0.00	\$478.46	\$0.00	\$36.00	\$69,331.28
	Putnam	\$18,173.99	\$8,553.88	\$139.64	\$14,349.64	\$971.94	\$16,238.36	\$317.01	\$72.32	\$211.23	\$364.21	\$59,392.22
	Total	\$18,173.99	\$8,553.88	\$139.64	\$14,349.64	\$971.94	\$16,238.36	\$317.01	\$72.32	\$211.23	\$364.21	\$59,392.22
30	Mingo	\$20,677.96	\$760.50	\$0.00	\$0.00	\$0.00	\$8,618.55	\$0.00	\$0.00	\$0.00	\$244.48	\$30,301.49
	Total	\$20,677.96	\$760.50	\$0.00	\$0.00	\$0.00	\$8,618.55	\$0.00	\$0.00	\$0.00	\$244.48	\$30,301.49
	Monroe	\$1,704.21	\$2,634.30	\$0.00	\$234.86	\$2.61	\$240.85	\$0.00	\$0.00	\$0.00	\$41.64	\$4,858.47
31	Summers	\$72,729.37	\$1,289.46	\$51.40	\$963.90	\$76.66	\$1,607.37	\$8,711.59	\$0.00	\$0.00	\$66.56	\$85,496.31
	Total	\$74,433.58	\$3,923.76	\$51.40	\$1,198.76	\$79.27	\$1,848.22	\$8,711.59	\$0.00	\$0.00	\$108.20	\$90,354.78
	STATE TOTAL	\$1,133,576.52	\$219,219.28	\$10,613.14	\$118,400.36	\$33,098.67	\$965,470.29	\$96,457.34	\$22,150.53	\$8,782.21	\$11,008.99	\$2,618,777.33
		43.29%	8.37%	0.41%	4.52%	1.26%	36.87%	3.68%	0.85%	0.34%	0.42%	100.00%

**PUBLIC DEFENDER SERVICES
 APPOINTED COUNSEL DIRECT EXPENSE CLAIMS PAID BY CASE TYPE
 FY 2025**

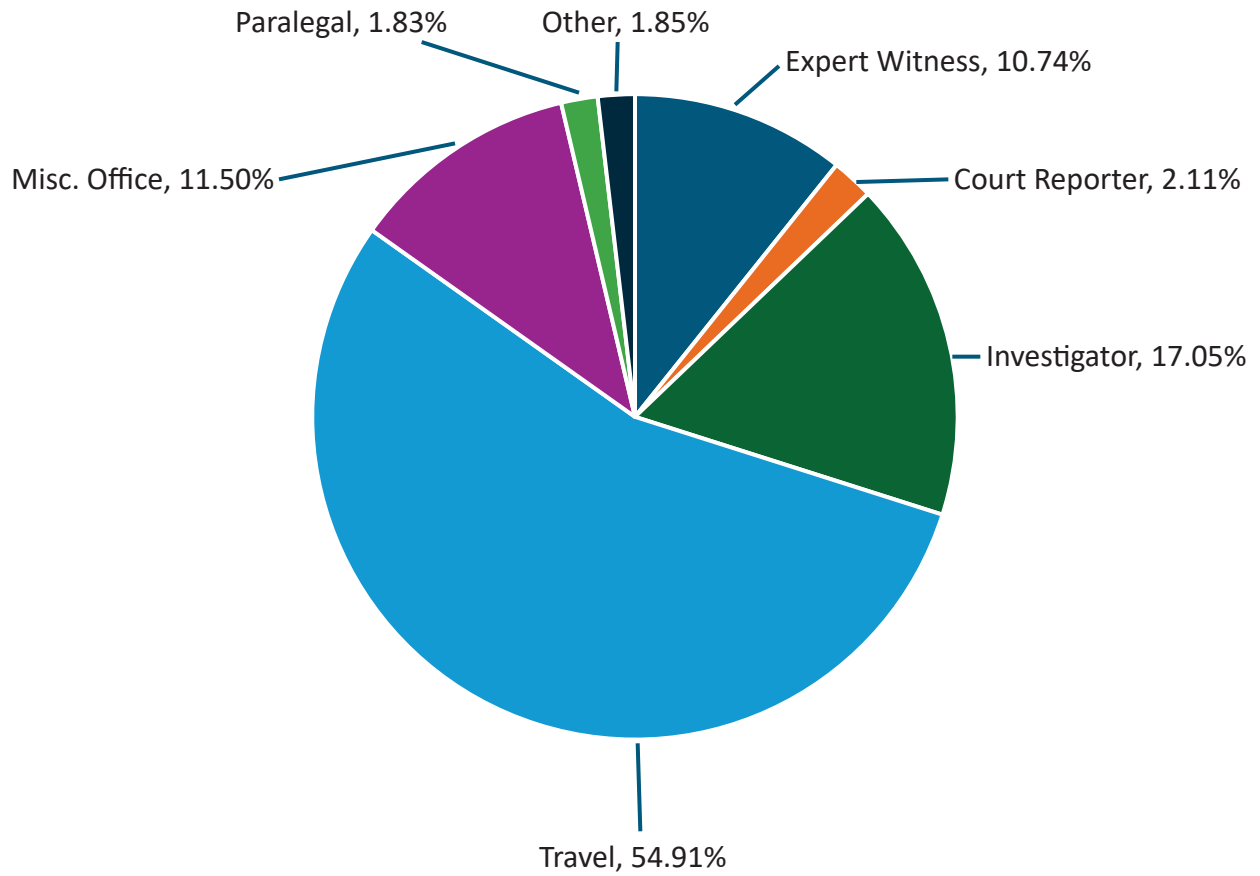
Felony	207
Misdemeanor	64
Mental Hygiene	1
Juvenile	4
Parole/Prob. Rev.	0
Term/Abuse & Neglect	35
Habeas	17
Supreme Court	0
Municipal Court	0
Other	1
Total Claims Paid	329



PUBLIC DEFENDER SERVICES												
TOTAL DIRECT EXPENSE CLAIMS PAID BY CASE TYPE												
FISCAL YEAR 2025												
Circuit	County	Felony	Misdemeanor	Mental Hygiene	Juvenile	Parole Probation Revocation	Termin/Abuse & Neglect	Habeas	Supreme Court	Municipal Court	Other	Total Claims
25	Boone	1	-	-	-	-	-	-	-	-	-	1
	Lincoln	-	-	-	-	-	-	-	-	-	-	0
	Total	1	0	0	0	0	0	0	0	0	0	1
26	Lewis	1	-	-	-	-	-	-	-	-	-	1
	Upshur	1	-	-	-	-	-	-	-	-	-	1
	Total	2	0	0	0	0	0	0	0	0	0	2
27	Wyoming	21	1	-	-	-	2	-	-	-	-	24
	Total	21	1	0	0	0	2	0	0	0	0	24
	Nicholas	-	-	-	-	-	-	-	-	-	-	0
28	Total	0	0	0	0	0	0	0	0	0	0	0
	Putnam	2	1	-	-	-	3	-	-	-	-	6
	Total	2	1	0	0	0	3	0	0	0	0	6
30	Mingo	1	-	-	-	-	-	-	-	-	-	1
	Total	1	0	0	0	0	0	0	0	0	0	1
	Monroe	-	-	-	-	-	-	-	-	-	-	0
31	Summers	12	-	-	-	-	-	2	-	-	-	14
	Total	12	0	0	0	0	0	2	0	0	0	14
	STATE TOTAL	207	64	1	4	0	35	17	0	0	1	329
		62.92%	19.45%	0.30%	1.22%	0.00%	10.64%	5.17%	0.00%	0.00%	0.30%	100.00%

**PUBLIC DEFENDER SERVICES
APPOINTED COUNSEL EXPENSES PAID BY CATEGORY
FY 2025**

Expert Witness	\$281,323.15
Court Reporter	\$55,334.60
Investigator	\$446,618.36
Travel	\$1,437,901.29
Misc. Office	\$301,275.29
Paralegal	\$48,004.22
Other	\$48,320.42
Total Expenses Paid	<u>\$2,618,777.33</u>



**PUBLIC DEFENDER SERVICES
APPOINTED COUNSEL TOTAL EXPENSES PAID BY CATEGORY
FISCAL YEAR 2025**

Circuit	County	Expert Witness	Court Reporter	Investigator	Travel	Misc. Office	Paralegal	Other	Total Expenses
1	Brooke	\$2,887.50	\$196.35	\$4.00	\$20,988.42	\$6,204.39	\$0.00	\$209.50	\$30,490.16
	Hancock	\$6.00	\$467.30	\$14,810.12	\$15,351.90	\$5,125.63	\$0.00	\$382.13	\$36,143.08
	Ohio	\$6,900.00	\$1,386.80	\$11,477.48	\$22,641.81	\$8,333.49	\$576.00	\$1,944.45	\$53,260.03
	Total	\$9,793.50	\$2,050.45	\$26,291.60	\$58,982.13	\$19,663.51	\$576.00	\$2,536.08	\$119,893.27
2	Marshall	\$4,652.00	\$42.35	\$0.00	\$13,692.59	\$4,973.86	\$0.00	\$496.43	\$23,857.23
	Tyler	\$0.00	\$0.00	\$322.07	\$7,554.79	\$1,432.43	\$0.00	\$2,245.67	\$11,554.96
	Wetzel	\$0.00	\$342.65	\$0.00	\$23,894.80	\$3,711.21	\$0.00	\$446.55	\$28,395.21
	Total	\$4,652.00	\$385.00	\$322.07	\$45,142.18	\$10,117.50	\$0.00	\$3,188.65	\$63,807.40
3	Doddridge	\$0.00	\$0.00	\$13,123.12	\$18,173.80	\$1,270.92	\$76.00	\$3,353.81	\$35,997.65
	Pleasants	\$0.00	\$84.70	\$13,131.76	\$19,561.84	\$698.96	\$254.00	\$0.00	\$33,731.26
	Ritchie	\$0.00	\$0.00	\$12,516.05	\$20,482.60	\$1,469.87	\$438.00	\$291.85	\$35,198.37
	Total	\$0.00	\$84.70	\$38,770.93	\$58,218.24	\$3,439.75	\$768.00	\$3,645.66	\$104,927.28
4	Wirt	\$0.00	\$0.00	\$0.00	\$4,039.06	\$623.19	\$44.00	\$0.00	\$4,706.25
	Wood	\$6,275.00	\$4,725.05	\$8,526.85	\$39,508.20	\$8,224.13	\$8,788.30	\$4,676.29	\$80,723.82
	Total	\$6,275.00	\$4,725.05	\$8,526.85	\$43,547.26	\$8,847.32	\$8,832.30	\$4,676.29	\$85,430.07
	Calhoun	\$0.00	\$51.00	\$0.00	\$10,052.14	\$224.92	\$0.00	\$0.00	\$10,328.06
5	Jackson	\$0.00	\$911.25	\$0.00	\$37,380.94	\$1,694.14	\$0.00	\$1,574.89	\$41,561.22
	Mason	\$0.00	\$686.27	\$0.00	\$22,489.43	\$7,621.80	\$0.00	\$388.81	\$31,186.31
	Roane	\$0.00	\$453.35	\$0.00	\$23,471.57	\$234.06	\$0.00	\$0.00	\$24,158.98
	Total	\$0.00	\$2,101.87	\$0.00	\$93,394.08	\$9,774.92	\$0.00	\$1,963.70	\$107,234.57
6	Cabell	\$8,637.50	\$10,665.70	\$49,396.75	\$42,934.89	\$4,686.22	\$15,258.75	\$895.68	\$132,475.49
	Total	\$8,637.50	\$10,665.70	\$49,396.75	\$42,934.89	\$4,686.22	\$15,258.75	\$895.68	\$132,475.49
	Logan	\$1,150.11	\$896.60	\$0.00	\$22,452.60	\$5,818.43	\$0.00	\$0.00	\$30,317.74
	Total	\$1,150.11	\$896.60	\$0.00	\$22,452.60	\$5,818.43	\$0.00	\$0.00	\$30,317.74
8	McDowell	\$0.00	\$50.45	\$22,296.14	\$19,165.00	\$5,185.49	\$34.00	\$116.66	\$46,847.74
	Total	\$0.00	\$50.45	\$22,296.14	\$19,165.00	\$5,185.49	\$34.00	\$116.66	\$46,847.74
	Mercer	\$0.00	\$46.20	\$37,014.51	\$91,760.92	\$15,832.44	\$624.00	\$5,468.20	\$150,746.27
	Total	\$0.00	\$46.20	\$37,014.51	\$91,760.92	\$15,832.44	\$624.00	\$5,468.20	\$150,746.27
10	Raleigh	\$57,052.60	\$334.75	\$68,087.34	\$38,014.93	\$7,371.22	\$1,755.20	\$107.84	\$172,723.88
	Total	\$57,052.60	\$334.75	\$68,087.34	\$38,014.93	\$7,371.22	\$1,755.20	\$107.84	\$172,723.88

**PUBLIC DEFENDER SERVICES
APPOINTED COUNSEL TOTAL EXPENSES PAID BY CATEGORY
FISCAL YEAR 2025**

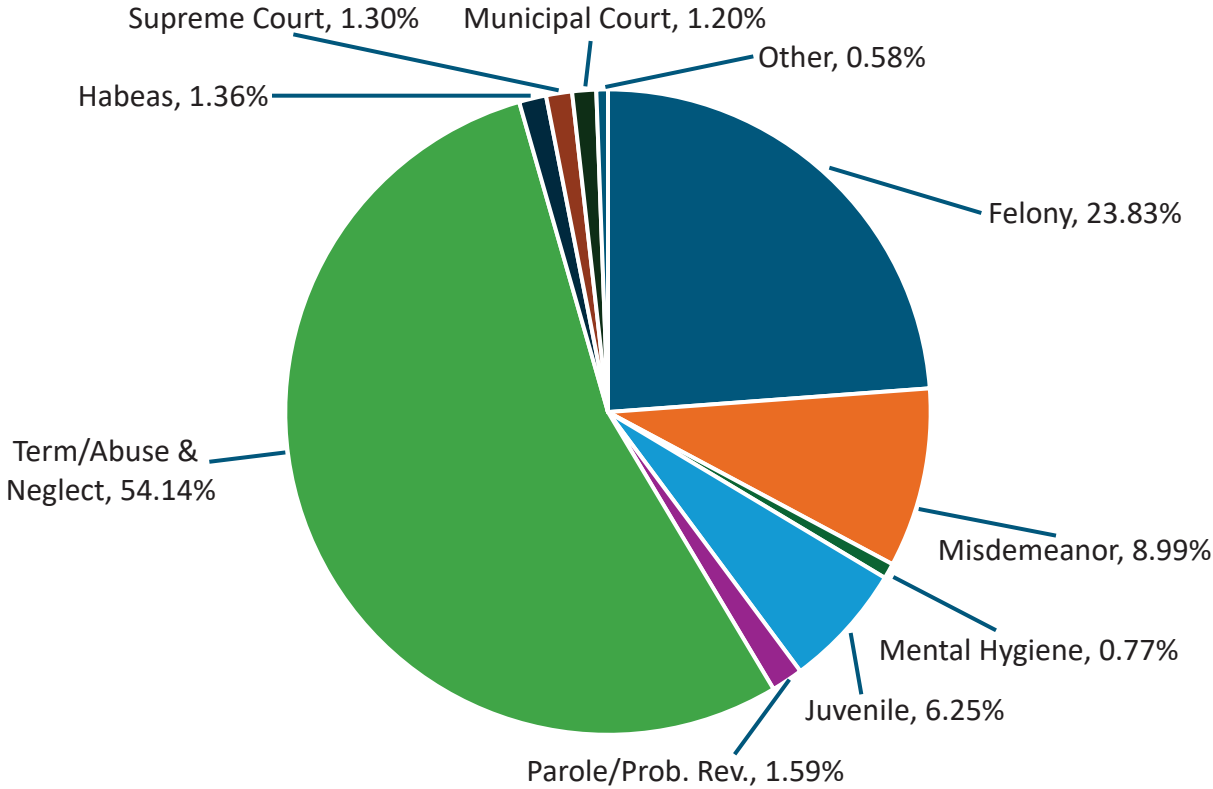
Circuit	County	Expert Witness	Court Reporter	Investigator	Travel	Misc. Office	Paralegal	Other	Total Expenses
11	Greenbrier	\$3,500.00	\$0.00	\$0.00	\$8,077.89	\$639.41	\$0.00	\$0.00	\$12,217.30
	Pocahontas	\$6,500.00	\$396.45	\$0.00	\$11,593.61	\$204.96	\$0.00	\$15.90	\$18,710.92
	Total	\$10,000.00	\$396.45	\$0.00	\$19,671.50	\$844.37	\$0.00	\$15.90	\$30,928.22
12	Fayette	\$0.00	\$2,587.85	\$407.71	\$20,210.04	\$2,167.83	\$0.00	\$76.12	\$25,449.55
	Total	\$0.00	\$2,587.85	\$407.71	\$20,210.04	\$2,167.83	\$0.00	\$76.12	\$25,449.55
13	Kanawha	\$17,782.00	\$3,085.20	\$25,839.05	\$41,730.41	\$24,915.99	\$0.00	\$1,219.59	\$114,572.24
	Total	\$17,782.00	\$3,085.20	\$25,839.05	\$41,730.41	\$24,915.99	\$0.00	\$1,219.59	\$114,572.24
	Braxton	\$0.00	\$338.80	\$1,525.76	\$42,593.56	\$1,794.91	\$0.00	\$311.22	\$46,564.25
14	Clay	\$0.00	\$0.00	\$1,009.50	\$29,740.15	\$3,519.36	\$0.00	\$42.40	\$34,311.41
	Gilmer	\$0.00	\$0.00	\$0.00	\$20,771.74	\$516.56	\$0.00	\$0.00	\$21,288.30
	Webster	\$1,597.87	\$0.00	\$0.00	\$39,346.57	\$1,287.51	\$0.00	\$0.00	\$42,231.95
	Total	\$1,597.87	\$338.80	\$2,535.26	\$132,452.02	\$7,118.34	\$0.00	\$353.62	\$144,395.91
15	Harrison	\$5,600.04	\$1,275.25	\$0.00	\$27,563.42	\$18,409.21	\$4,144.00	\$389.25	\$57,381.17
	Total	\$5,600.04	\$1,275.25	\$0.00	\$27,563.42	\$18,409.21	\$4,144.00	\$389.25	\$57,381.17
16	Marion	\$1,941.67	\$3,239.50	\$2,562.00	\$66,890.44	\$15,859.86	\$4,899.27	\$5,255.77	\$100,648.51
	Total	\$1,941.67	\$3,239.50	\$2,562.00	\$66,890.44	\$15,859.86	\$4,899.27	\$5,255.77	\$100,648.51
	Monongalia	\$44,557.01	\$3,438.35	\$0.00	\$44,992.89	\$13,407.44	\$3,482.33	\$4,449.66	\$114,327.68
17	Total	\$44,557.01	\$3,438.35	\$0.00	\$44,992.89	\$13,407.44	\$3,482.33	\$4,449.66	\$114,327.68
	Preston	\$4,000.00	\$11,420.80	\$6,780.00	\$27,989.17	\$6,765.16	\$32.00	\$377.46	\$57,364.59
	Total	\$4,000.00	\$11,420.80	\$6,780.00	\$27,989.17	\$6,765.16	\$32.00	\$377.46	\$57,364.59
18	Barbour	\$0.00	\$0.00	\$13.00	\$25,743.33	\$5,665.52	\$662.00	\$24.95	\$32,108.80
	Taylor	\$3,325.00	\$0.00	\$1,408.21	\$10,892.68	\$3,672.47	\$2,959.40	\$244.00	\$22,501.76
	Total	\$3,325.00	\$0.00	\$1,421.21	\$36,636.01	\$9,337.99	\$3,621.40	\$268.95	\$54,610.56
19	Randolph	\$10,075.00	\$944.00	\$0.00	\$37,979.67	\$8,444.59	\$0.69	\$286.20	\$57,730.15
	Total	\$10,075.00	\$944.00	\$0.00	\$37,979.67	\$8,444.59	\$0.69	\$286.20	\$57,730.15
	Grant	\$2,666.77	\$130.90	\$5,565.57	\$14,371.36	\$1,510.19	\$0.00	\$94.84	\$24,339.63
20	Mineral	\$6,900.00	\$92.40	\$1,211.46	\$19,823.41	\$3,169.51	\$0.00	\$200.00	\$31,396.78
	Tucker	\$0.00	\$0.00	\$0.00	\$16,772.38	\$716.68	\$0.00	\$0.00	\$17,489.06
	Total	\$9,566.77	\$223.30	\$6,777.03	\$50,967.15	\$5,396.38	\$0.00	\$294.84	\$73,225.47
21	Barbour	\$0.00	\$0.00	\$13.00	\$25,743.33	\$5,665.52	\$662.00	\$24.95	\$32,108.80
	Taylor	\$3,325.00	\$0.00	\$1,408.21	\$10,892.68	\$3,672.47	\$2,959.40	\$244.00	\$22,501.76
	Total	\$3,325.00	\$0.00	\$1,421.21	\$36,636.01	\$9,337.99	\$3,621.40	\$268.95	\$54,610.56
20	Randolph	\$10,075.00	\$944.00	\$0.00	\$37,979.67	\$8,444.59	\$0.69	\$286.20	\$57,730.15
	Total	\$10,075.00	\$944.00	\$0.00	\$37,979.67	\$8,444.59	\$0.69	\$286.20	\$57,730.15
	Grant	\$2,666.77	\$130.90	\$5,565.57	\$14,371.36	\$1,510.19	\$0.00	\$94.84	\$24,339.63
21	Mineral	\$6,900.00	\$92.40	\$1,211.46	\$19,823.41	\$3,169.51	\$0.00	\$200.00	\$31,396.78
	Tucker	\$0.00	\$0.00	\$0.00	\$16,772.38	\$716.68	\$0.00	\$0.00	\$17,489.06
	Total	\$9,566.77	\$223.30	\$6,777.03	\$50,967.15	\$5,396.38	\$0.00	\$294.84	\$73,225.47

**PUBLIC DEFENDER SERVICES
APPOINTED COUNSEL TOTAL EXPENSES PAID BY CATEGORY
FISCAL YEAR 2025**

Circuit	County	Expert Witness	Court Reporter	Investigator	Travel	Misc. Office	Paralegal	Other	Total Expenses
22	Hampshire	\$0.00	\$80.85	\$25,872.62	\$26,505.70	\$10,439.14	\$0.00	\$2,450.42	\$65,348.73
	Hardy	\$0.00	\$130.90	\$0.00	\$19,783.48	\$2,625.25	\$0.00	\$0.00	\$22,539.63
	Pendleton	\$0.00	\$0.00	\$0.00	\$25,276.83	\$1,120.88	\$0.00	\$0.00	\$26,397.71
	Total	\$0.00	\$211.75	\$25,872.62	\$71,566.01	\$14,185.27	\$0.00	\$2,450.42	\$114,286.07
23	Berkeley	\$33,128.14	\$3,343.55	\$15,803.54	\$42,706.18	\$13,708.36	\$68.00	\$7,606.35	\$116,364.12
	Jefferson	\$16,775.00	\$425.73	\$4,555.01	\$14,352.30	\$3,765.94	\$990.00	\$585.62	\$41,449.60
	Morgan	\$9,951.44	\$0.00	\$0.00	\$21,456.37	\$3,895.28	\$0.00	\$61.92	\$35,365.01
	Total	\$59,854.58	\$3,769.28	\$20,358.55	\$78,514.85	\$21,369.58	\$1,058.00	\$8,253.89	\$193,178.73
24	Wayne	\$0.00	\$473.55	\$0.00	\$11,620.88	\$1,267.48	\$860.00	\$0.00	\$14,221.91
	Total	\$0.00	\$473.55	\$0.00	\$11,620.88	\$1,267.48	\$860.00	\$0.00	\$14,221.91
25	Boone	\$0.00	\$70.00	\$0.00	\$34,117.28	\$3,452.98	\$418.78	\$68.64	\$38,127.68
	Lincoln	\$0.00	\$107.00	\$0.00	\$19,472.99	\$163.42	\$0.00	\$107.00	\$19,850.41
	Total	\$0.00	\$177.00	\$0.00	\$53,590.27	\$3,616.40	\$418.78	\$175.64	\$57,978.09
26	Lewis	\$0.00	\$358.60	\$508.95	\$35,569.50	\$7,506.50	\$1,352.00	\$0.00	\$45,295.55
	Upshur	\$0.00	\$85.50	\$648.15	\$29,171.07	\$8,648.45	\$30.00	\$50.00	\$38,633.17
	Total	\$0.00	\$444.10	\$1,157.10	\$64,740.57	\$16,154.95	\$1,382.00	\$50.00	\$83,928.72
27	Wyoming	\$3,268.00	\$310.65	\$25,386.43	\$22,717.13	\$8,998.07	\$86.00	\$0.00	\$60,766.28
	Total	\$3,268.00	\$310.65	\$25,386.43	\$22,717.13	\$8,998.07	\$86.00	\$0.00	\$60,766.28
28	Nicholas	\$56.00	\$617.80	\$0.00	\$52,510.49	\$15,064.10	\$151.50	\$931.39	\$69,331.28
	Total	\$56.00	\$617.80	\$0.00	\$52,510.49	\$15,064.10	\$151.50	\$931.39	\$69,331.28
	Putnam	\$4,776.00	\$1,040.20	\$1,582.39	\$39,552.43	\$12,414.99	\$0.00	\$26.21	\$59,392.22
	Total	\$4,776.00	\$1,040.20	\$1,582.39	\$39,552.43	\$12,414.99	\$0.00	\$26.21	\$59,392.22
30	Mingo	\$0.00	\$0.00	\$16,200.94	\$12,806.34	\$1,294.21	\$0.00	\$0.00	\$30,301.49
	Total	\$0.00	\$0.00	\$16,200.94	\$12,806.34	\$1,294.21	\$0.00	\$0.00	\$30,301.49
31	Monroe	\$0.00	\$0.00	\$0.00	\$3,408.20	\$1,440.27	\$0.00	\$10.00	\$4,858.47
	Summers	\$17,362.50	\$0.00	\$59,031.88	\$6,179.17	\$2,066.01	\$20.00	\$836.75	\$85,496.31
	Total	\$17,362.50	\$0.00	\$59,031.88	\$9,587.37	\$3,506.28	\$20.00	\$846.75	\$90,354.78
STATE TOTAL		\$281,323.15	\$55,334.60	\$446,618.36	\$1,437,901.29	\$301,275.29	\$48,004.22	\$48,320.42	\$2,618,777.33
		10.74%	2.11%	17.05%	54.91%	11.50%	1.83%	1.85%	100.00%

**PUBLIC DEFENDER SERVICES
APPOINTED COUNSEL HOURS PAID BY CASE TYPE
FY 2025**

Felony	114,497.3
Misdemeanor	43,192.7
Mental Hygiene	3,718.0
Juvenile	30,019.0
Parole/Prob. Rev.	7,643.9
Term/Abuse & Neglect	260,201.1
Habeas	6,548.7
Supreme Court	6,224.2
Municipal Court	5,761.4
Other	2,767.0
Total Hours Paid	480,573.3



**PUBLIC DEFENDER SERVICES
APPOINTED COUNSEL HOURS PAID BY CASE TYPE
FISCAL YEAR 2025**

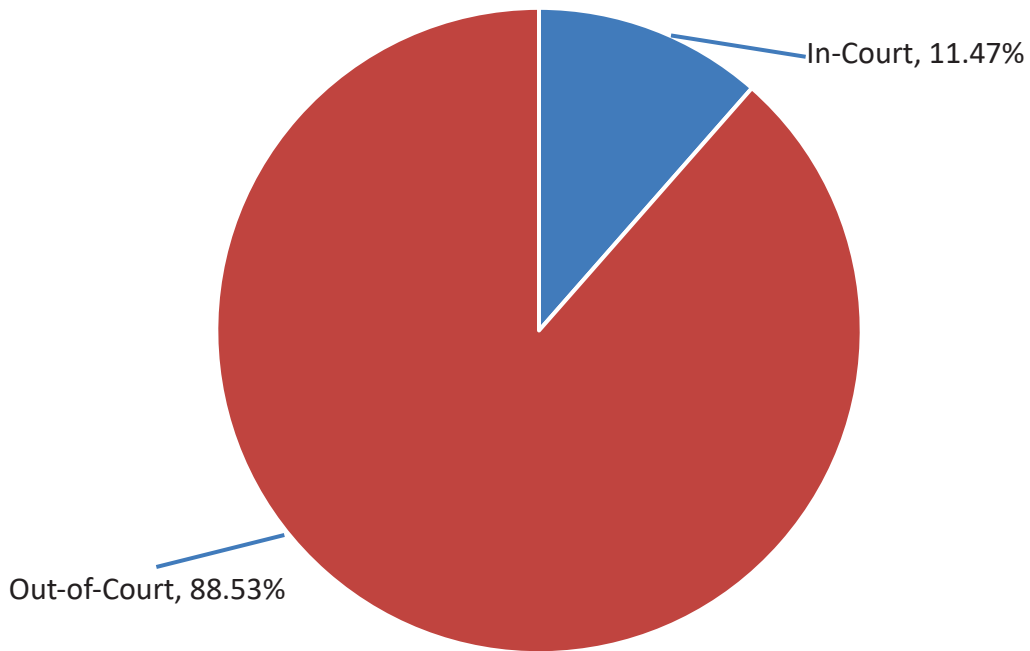
Circuit	County	Felony	Misdemeanor	Mental Hygiene	Juvenile	Parole Probation Revocation	Termin/Abuse & Neglect	Habeas	Supreme Court	Municipal Court	Other	Total Hours
1	Brooke	2,160.8	706.1	17.9	96.6	116.2	6,779.4	8.7	32.9	0.0	17.3	9,935.9
	Hancock	1,064.0	264.1	17.4	425.5	6.3	7,248.3	25.6	79.0	6.2	0.0	9,136.4
	Ohio	2,077.8	278.0	58.8	209.2	26.2	8,842.3	347.2	312.6	0.0	29.9	12,182.0
	Total	5,302.6	1,248.2	94.1	731.3	148.7	22,870.0	381.5	424.5	6.2	47.2	31,254.3
2	Marshall	1,125.1	407.9	256.5	157.6	80.4	3,983.9	186.6	186.2	0.0	3.3	6,387.5
	Tyler	399.9	216.5	9.5	299.5	17.7	580.8	0.0	0.0	0.0	0.0	1,523.9
	Wetzel	1,274.9	208.6	43.8	112.6	127.7	3,261.7	233.9	33.7	0.0	0.0	5,296.9
	Total	2,799.9	833.0	309.8	569.7	225.8	7,826.4	420.5	219.9	0.0	3.3	13,208.3
3	Doddridge	868.4	580.8	21.5	177.7	468.7	1,263.5	0.0	50.6	0.0	53.1	3,484.3
	Pleasants	1,005.6	746.8	12.9	296.3	28.3	1,015.5	0.0	0.0	0.0	44.3	3,149.7
	Ritchie	1,022.9	521.5	18.4	569.9	47.8	1,969.4	0.0	0.0	0.0	11.4	4,161.3
	Total	2,896.9	1,849.1	52.8	1,043.9	544.8	4,248.4	0.0	50.6	0.0	108.8	10,795.3
4	Wirt	118.3	47.3	0.0	26.4	29.9	512.2	80.6	34.7	0.0	6.0	855.4
	Wood	1,806.0	342.6	0.0	67.5	8.0	11,744.3	686.6	403.2	0.0	5.8	15,064.0
	Total	1,924.3	389.9	0.0	93.9	37.9	12,256.5	767.2	437.9	0.0	11.8	15,919.4
	Calhoun	161.0	44.7	0.0	118.2	10.2	1,276.0	27.2	0.0	0.0	0.0	1,637.3
5	Jackson	1,114.8	176.8	341.4	539.1	61.1	2,406.8	98.8	364.8	0.0	23.2	5,126.8
	Mason	1,551.1	897.5	15.5	1,223.6	139.9	4,957.6	11.6	50.0	0.0	62.4	8,909.2
	Roane	802.0	204.9	5.5	309.5	26.8	2,370.6	129.3	18.1	0.0	6.9	3,873.6
	Total	3,628.9	1,323.9	362.4	2,190.4	238.0	11,011.0	266.9	432.9	0.0	92.5	19,546.9
6	Cabell	6,793.1	991.0	795.4	913.0	597.2	10,196.1	192.5	158.5	0.0	61.6	20,698.4
	Total	6,793.1	991.0	795.4	913.0	597.2	10,196.1	192.5	158.5	0.0	61.6	20,698.4
	Logan	3,114.7	767.0	0.0	44.3	267.4	4,011.2	16.5	28.2	0.0	109.9	8,359.2
	Total	3,114.7	767.0	0.0	44.3	267.4	4,011.2	16.5	28.2	0.0	109.9	8,359.2
8	McDowell	2,365.7	703.2	0.0	222.3	70.6	3,451.9	0.0	2.2	0.0	19.5	6,835.4
	Total	2,365.7	703.2	0.0	222.3	70.6	3,451.9	0.0	2.2	0.0	19.5	6,835.4
	Mercer	5,219.1	1,557.3	166.5	4,152.0	409.1	18,240.3	19.9	151.5	61.7	18.3	29,995.7
	Total	5,219.1	1,557.3	166.5	4,152.0	409.1	18,240.3	19.9	151.5	61.7	18.3	29,995.7
10	Raleigh	6,110.3	2,010.6	2.4	999.3	345.9	6,630.0	338.2	220.0	0.0	60.0	16,716.7
	Total	6,110.3	2,010.6	2.4	999.3	345.9	6,630.0	338.2	220.0	0.0	60.0	16,716.7
	Greenbrier	1,549.1	274.0	26.2	140.9	13.8	2,521.6	0.0	19.5	4.0	33.1	4,582.2
	Pocahontas	1,164.4	293.9	0.0	54.1	0.0	1,307.0	0.0	28.0	0.0	9.9	2,857.3
11	Total	2,713.5	567.9	26.2	195.0	13.8	3,828.6	0.0	47.5	4.0	43.0	7,439.5
	Fayette	1,458.4	164.2	0.0	264.6	74.0	3,811.6	17.0	179.7	3.8	26.6	5,999.9
	Total	1,458.4	164.2	0.0	264.6	74.0	3,811.6	17.0	179.7	3.8	26.6	5,999.9
	Total	1,458.4	164.2	0.0	264.6	74.0	3,811.6	17.0	179.7	3.8	26.6	5,999.9

PUBLIC DEFENDER SERVICES APPOINTED COUNSEL HOURS PAID BY CASE TYPE FISCAL YEAR 2025												
Circuit	County	Felony	Misdemeanor	Mental Hygiene	Juvenile	Parole Probation Revocation	Termin/Abuse & Neglect	Habeas	Supreme Court	Municipal Court	Other	Total Hours
13	Kanawha	8,392.2	2,844.6	4.3	2,470.5	420.9	22,450.0	649.1	726.3	5,253.6	147.8	43,359.3
	Total	8,392.2	2,844.6	4.3	2,470.5	420.9	22,450.0	649.1	726.3	5,253.6	147.8	43,359.3
	Braxton	1,002.0	445.9	10.1	279.4	142.2	2,829.2	14.2	29.4	0.0	29.9	4,782.3
14	Clay	891.7	260.1	7.1	143.2	34.3	1,631.6	26.6	104.1	0.0	52.4	3,151.1
	Gilmer	339.6	298.5	0.0	177.5	16.2	459.6	39.9	23.2	0.0	57.1	1,411.6
	Webster	540.2	194.4	1.3	142.3	53.7	3,178.4	9.4	75.9	0.0	39.2	4,234.8
Total	2,773.5	1,198.9	18.5	742.4	246.4	8,098.8	90.1	232.6	0.0	178.6	13,579.8	
15	Harrison	2,951.8	886.3	100.3	188.0	143.3	6,288.7	388.9	267.8	0.0	26.5	11,241.6
	Total	2,951.8	886.3	100.3	188.0	143.3	6,288.7	388.9	267.8	0.0	26.5	11,241.6
	Marion	11,352.4	4,580.9	181.0	989.0	603.8	9,971.5	351.4	395.2	168.5	294.4	28,888.1
Total	11,352.4	4,580.9	181.0	989.0	603.8	9,971.5	351.4	395.2	168.5	294.4	28,888.1	
17	Monongalia	6,144.4	1,898.9	387.5	1,210.9	736.4	13,679.7	545.1	110.9	94.9	542.9	25,351.6
	Total	6,144.4	1,898.9	387.5	1,210.9	736.4	13,679.7	545.1	110.9	94.9	542.9	25,351.6
	Preston	1,327.6	210.7	12.0	117.3	48.3	4,765.8	182.7	27.8	0.0	5.3	6,697.5
Total	1,327.6	210.7	12.0	117.3	48.3	4,765.8	182.7	27.8	0.0	5.3	6,697.5	
19	Barbour	1,025.6	795.8	3.5	201.4	89.0	4,440.9	50.1	35.1	0.0	44.8	6,686.2
	Taylor	1,362.0	597.0	25.4	149.7	117.7	2,424.1	69.0	0.0	0.0	52.0	4,796.9
	Total	2,387.6	1,392.8	28.9	351.1	206.7	6,865.0	119.1	35.1	0.0	96.8	11,483.1
20	Randolph	3,603.2	1,888.8	44.6	899.5	376.0	3,536.9	41.0	475.8	133.5	115.5	11,114.8
	Total	3,603.2	1,888.8	44.6	899.5	376.0	3,536.9	41.0	475.8	133.5	115.5	11,114.8
	Grant	853.7	502.7	7.9	320.4	145.8	1,140.6	62.0	15.7	0.0	16.2	3,065.0
21	Mineral	1,203.0	1,028.7	13.0	206.5	69.2	2,114.5	43.4	174.3	0.0	18.2	4,870.8
	Tucker	684.8	222.6	0.0	191.8	43.8	1,915.5	0.0	36.5	0.0	19.4	3,114.4
	Total	2,741.5	1,754.0	20.9	718.7	258.8	5,170.6	105.4	226.5	0.0	53.8	11,050.2
22	Hampshire	2,611.1	1,120.0	20.0	448.6	208.8	2,834.9	26.2	264.6	0.0	100.3	7,634.5
	Hardy	1,160.0	709.7	57.4	263.0	118.5	1,449.9	0.0	67.4	0.0	25.4	3,851.3
	Pendleton	854.2	204.1	4.6	146.6	21.6	783.0	0.0	0.0	0.0	16.2	2,030.3
Total	4,625.3	2,033.8	82.0	858.2	348.9	5,067.8	26.2	332.0	0.0	141.9	13,516.1	
23	Berkeley	4,790.0	1,450.4	0.0	1,118.1	413.6	16,935.4	698.0	466.5	2.0	42.2	25,916.2
	Jefferson	1,339.7	811.0	0.0	444.4	75.6	5,597.0	77.3	27.7	0.0	6.4	8,379.1
	Morgan	659.5	215.6	0.0	162.7	26.8	4,132.7	205.4	37.3	0.0	0.0	5,440.0
Total	6,789.2	2,477.0	0.0	1,725.2	516.0	26,665.1	980.7	531.5	2.0	48.6	39,735.3	
24	Wayne	1,049.4	223.7	35.6	107.7	140.1	2,899.9	114.0	116.1	0.0	34.5	4,721.0
	Total	1,049.4	223.7	35.6	107.7	140.1	2,899.9	114.0	116.1	0.0	34.5	4,721.0

PUBLIC DEFENDER SERVICES APPOINTED COUNSEL HOURS PAID BY CASE TYPE FISCAL YEAR 2025												
Circuit	County	Felony	Misdemeanor	Mental Hygiene	Juvenile	Parole Probation Revocation	Termin/Abuse & Neglect	Habeas	Supreme Court	Municipal Court	Other	Total Hours
25	Boone	1,160.0	698.3	0.0	594.0	25.7	4,477.6	54.3	0.0	0.0	18.4	7,028.3
	Lincoln	769.2	264.7	21.5	48.0	66.9	5,453.5	30.3	136.9	0.0	56.9	6,847.9
	Total	1,929.2	963.0	21.5	642.0	92.6	9,931.1	84.6	136.9	0.0	75.3	13,876.2
26	Lewis	1,708.8	739.1	837.3	481.2	68.9	2,907.4	28.4	9.5	8.0	50.9	6,839.5
	Upshur	2,719.9	1,226.7	46.6	618.7	188.6	3,411.2	276.9	53.7	0.0	66.4	8,608.7
	Total	4,428.7	1,965.8	883.9	1,099.9	257.5	6,318.6	305.3	63.2	8.0	117.3	15,448.2
27	Wyoming	1,475.3	1,931.7	16.2	1,149.6	93.4	5,482.1	29.9	0.0	0.0	50.5	10,228.7
	Total	1,475.3	1,931.7	16.2	1,149.6	93.4	5,482.1	29.9	0.0	0.0	50.5	10,228.7
	Nicholas	2,047.6	474.6	0.0	120.9	0.0	4,548.0	0.0	101.8	0.0	6.1	7,299.0
28	Total	2,047.6	474.6	0.0	120.9	0.0	4,548.0	0.0	101.8	0.0	6.1	7,299.0
	Putnam	2,937.4	3,174.2	51.2	4,185.7	167.1	4,934.1	63.5	67.4	25.2	152.5	15,758.3
	Total	2,937.4	3,174.2	51.2	4,185.7	167.1	4,934.1	63.5	67.4	25.2	152.5	15,758.3
30	Mingo	1,879.4	218.0	0.0	71.0	0.0	4,177.8	17.9	23.9	0.0	55.0	6,443.0
	Total	1,879.4	218.0	0.0	71.0	0.0	4,177.8	17.9	23.9	0.0	55.0	6,443.0
	Monroe	635.5	448.4	0.0	195.8	4.9	231.9	0.0	0.0	0.0	4.4	1,520.9
31	Summers	698.7	221.3	20.0	755.9	9.6	735.7	33.6	0.0	0.0	16.8	2,491.6
	Total	1,334.2	669.7	20.0	951.7	14.5	967.6	33.6	0.0	0.0	21.2	4,012.5
	STATE TOTAL	114,497.3	43,192.7	3,718.0	30,019.0	7,643.9	260,201.1	6,548.7	6,224.2	5,761.4	2,767.0	480,573.3
		23.83%	8.99%	0.77%	6.25%	1.59%	54.14%	1.36%	1.30%	1.20%	0.58%	100.00%

**PUBLIC DEFENDER SERVICES
APPOINTED COUNSEL TIME PAID IN/OUT-OF-COURT
FY 2025**

In-Court at \$80 per hour	55,112.0
Out-of-Court at \$60 per hour	425,461.3
Total Hours Paid	<u>480,573.3</u>



**PUBLIC DEFENDER SERVICES
APPOINTED COUNSEL IN/OUT OF COURT HOURS
FISCAL YEAR 2025**

Circuit	County	In-Court Hours	In-Court %	Out-of-Court Hours	Out-of-Court %	Total
1	Brooke	634.8	6.39%	9,301.1	93.61%	9,935.9
	Hancock	485.5	5.31%	8,650.9	94.69%	9,136.4
	Ohio	997.9	8.19%	11,184.1	91.81%	12,182.0
	Total	2,118.2	6.78%	29,136.1	93.22%	31,254.3
2	Marshall	526.4	8.24%	5,861.1	91.76%	6,387.5
	Tyler	109.9	7.21%	1,414.0	92.79%	1,523.9
	Wetzel	403.9	7.63%	4,893.0	92.37%	5,296.9
	Total	1,040.2	7.88%	12,168.1	92.12%	13,208.3
3	Doddridge	374.5	10.75%	3,109.8	89.25%	3,484.3
	Pleasants	436.8	13.87%	2,712.9	86.13%	3,149.7
	Ritchie	499.5	12.00%	3,661.8	88.00%	4,161.3
	Total	1,310.8	12.14%	9,484.5	87.86%	10,795.3
4	Wirt	95.8	11.20%	759.6	88.80%	855.4
	Wood	1,521.1	10.10%	13,542.9	89.90%	15,064.0
	Total	1,616.9	10.16%	14,302.5	89.84%	15,919.4
5	Calhoun	145.5	8.89%	1,491.8	91.11%	1,637.3
	Jackson	601.4	11.73%	4,525.4	88.27%	5,126.8
	Mason	1,078.6	12.11%	7,830.6	87.89%	8,909.2
	Roane	369.0	9.53%	3,504.6	90.47%	3,873.6
	Total	2,194.5	11.23%	17,352.4	88.77%	19,546.9
6	Cabell	3,979.1	19.22%	16,719.3	80.78%	20,698.4
	Total	3,979.1	19.22%	16,719.3	80.78%	20,698.4
7	Logan	913.5	10.93%	7,445.7	89.07%	8,359.2
	Total	913.5	10.93%	7,445.7	89.07%	8,359.2
8	McDowell	576.9	8.44%	6,258.5	91.56%	6,835.4
	Total	576.9	8.44%	6,258.5	91.56%	6,835.4
9	Mercer	1,872.2	6.24%	28,123.5	93.76%	29,995.7
	Total	1,872.2	6.24%	28,123.5	93.76%	29,995.7
10	Raleigh	1,395.1	8.35%	15,321.6	91.65%	16,716.7
	Total	1,395.1	8.35%	15,321.6	91.65%	16,716.7
11	Greenbrier	728.0	15.89%	3,854.2	84.11%	4,582.2
	Pocahontas	333.6	11.68%	2,523.7	88.32%	2,857.3
	Total	1,061.6	14.27%	1,061.6	14.27%	7,439.5
12	Fayette	870.6	14.51%	5,129.3	85.49%	5,999.9
	Total	870.6	14.51%	5,129.3	85.49%	5,999.9
13	Kanawha	6,530.7	15.06%	36,828.6	84.94%	43,359.3
	Total	6,530.7	15.06%	36,828.6	84.94%	43,359.3
14	Braxton	745.5	15.59%	4,036.8	84.41%	4,782.3
	Clay	441.4	14.01%	2,709.7	85.99%	3,151.1
	Gilmer	189.0	13.39%	1,222.6	86.61%	1,411.6
	Webster	651.2	15.38%	3,583.6	84.62%	4,234.8
	Total	2,027.1	14.93%	11,552.7	85.07%	13,579.8
15	Harrison	1,449.6	12.89%	9,792.0	87.11%	11,241.6
	Total	1,449.6	12.89%	9,792.0	87.11%	11,241.6

**PUBLIC DEFENDER SERVICES
APPOINTED COUNSEL IN/OUT OF COURT HOURS
FISCAL YEAR 2025**

Circuit	County	In-Court Hours	In-Court %	Out-of-Court Hours	Out-of-Court %	Total
16	Marion	1,689.2	5.85%	27,198.9	94.15%	28,888.1
	Total	1,689.2	5.85%	27,198.9	94.15%	28,888.1
17	Monongalia	2,200.4	8.68%	23,151.2	91.32%	25,351.6
	Total	2,200.4	8.68%	23,151.2	91.32%	25,351.6
18	Preston	766.3	11.44%	5,931.2	88.56%	6,697.5
	Total	766.3	11.44%	5,931.2	88.56%	6,697.5
19	Barbour	924.3	13.82%	5,761.9	86.18%	6,686.2
	Taylor	874.9	18.24%	3,922.0	81.76%	4,796.9
	Total	1,799.2	15.67%	9,683.9	84.33%	11,483.1
20	Randolph	1,411.9	12.70%	9,702.9	87.30%	11,114.8
	Total	1,411.9	12.70%	9,702.9	87.30%	11,114.8
21	Grant	421.3	13.75%	2,643.7	86.25%	3,065.0
	Mineral	596.5	12.25%	4,274.3	87.75%	4,870.8
	Tucker	435.4	13.98%	2,679.0	86.02%	3,114.4
	Total	1,453.2	13.15%	9,597.0	86.85%	11,050.2
22	Hampshire	885.5	11.60%	6,749.0	88.40%	7,634.5
	Hardy	603.7	15.68%	3,247.6	84.32%	3,851.3
	Pendleton	160.8	7.92%	1,869.5	92.08%	2,030.3
	Total	1,650.0	12.21%	11,866.1	87.79%	13,516.1
23	Berkeley	3,034.4	11.71%	22,881.8	88.29%	25,916.2
	Jefferson	898.6	10.72%	7,480.5	89.28%	8,379.1
	Morgan	608.5	11.19%	4,831.5	88.81%	5,440.0
	Total	4,541.5	11.43%	35,193.8	88.57%	39,735.3
24	Wayne	1,144.1	24.23%	3,576.9	75.77%	4,721.0
	Total	1,144.1	24.23%	3,576.9	75.77%	4,721.0
25	Boone	1,170.6	16.66%	5,857.7	83.34%	7,028.3
	Lincoln	837.6	12.23%	6,010.3	87.77%	6,847.9
	Total	2,008.2	14.47%	11,868.0	85.53%	13,876.2
26	Lewis	938.4	13.72%	5,901.1	86.28%	6,839.5
	Upshur	1,156.6	13.44%	7,452.1	86.56%	8,608.7
	Total	2,095.0	13.56%	13,353.2	86.44%	15,448.2
27	Wyoming	1,050.4	10.27%	9,178.3	89.73%	10,228.7
	Total	1,050.4	10.27%	9,178.3	89.73%	10,228.7
28	Nicholas	537.4	7.36%	6,761.6	92.64%	7,299.0
	Total	537.4	7.36%	6,761.6	92.64%	7,299.0
29	Putnam	2,601.0	16.51%	13,157.3	83.49%	15,758.3
	Total	2,601.0	16.51%	13,157.3	83.49%	15,758.3
30	Mingo	780.5	12.11%	5,662.5	87.89%	6,443.0
	Total	780.5	12.11%	5,662.5	87.89%	6,443.0
31	Monroe	167.8	11.03%	1,353.1	88.97%	1,520.9
	Summers	258.9	10.39%	2,232.7	89.61%	2,491.6
	Total	426.7	10.63%	426.7	10.63%	4,012.5
STATE TOTAL		55,112.0	11.47%	425,461.3	88.53%	480,573.3

**PUBLIC DEFENDER SERVICES
APPOINTED COUNSEL STATEWIDE AVERAGE COSTS BY CASE TYPE
WITHOUT DIRECT EXPENSES AND SUPPLEMENTALS
FY 2025**

Felony	\$1,277.42
Misdemeanor	\$465.17
Mental Hygiene	\$166.14
Juvenile	\$1,032.67
Parole/Prob. Rev.	\$538.52
Term/Abuse & Neglect	\$1,631.59
Habeas	\$2,888.27
Supreme Court	\$1,681.26
Municipal Court	\$280.51
Other	\$402.54
Statewide Average	\$1,090.05

PUBLIC DEFENDER SERVICES APPOINTED COUNSEL AVERAGE COST BY CASE TYPE (\$) WITHOUT SUPPLEMENTS AND DIRECT EXPENSES FISCAL YEAR 2025												
Circuit	County	Felony	Misdemeanor	Mental Hygiene	Juvenile	Parole Probation Revocation	Termin/Abuse & Neglect	Habeas	Supreme Court	Municipal Court	Other	Average Cost per Case
13	Kanawha	\$802.34	\$431.46	\$151.00	\$1,035.14	\$503.24	\$1,348.81	\$2,469.24	\$1,079.67	\$269.64	\$555.22	\$751.79
	Total	\$802.34	\$431.46	\$151.00	\$1,035.14	\$503.24	\$1,348.81	\$2,469.24	\$1,079.67	\$269.64	\$555.22	\$751.79
14	Braxton	\$880.29	\$272.21	\$88.56	\$1,323.95	\$434.15	\$1,729.11	\$841.60	\$443.67	-	\$308.05	\$889.82
	Clay	\$674.30	\$278.04	\$94.47	\$856.87	\$437.51	\$1,397.89	\$667.24	\$1,253.50	-	\$461.20	\$771.71
	Gilmer	\$624.84	\$444.60	-	\$957.97	\$461.20	\$1,232.48	\$2,985.77	\$696.00	-	\$620.19	\$721.63
	Webster	\$699.25	\$239.59	\$102.00	\$825.41	\$429.10	\$1,705.48	\$302.66	\$759.00	-	\$311.42	\$1,046.72
	Total	\$735.00	\$297.20	\$91.82	\$1,002.55	\$435.31	\$1,602.96	\$919.20	\$822.83	\$0.00	\$0.00	\$425.22
15	Harrison	\$1,424.61	\$611.42	\$96.81	\$1,144.64	\$552.70	\$1,466.79	\$2,669.71	\$1,594.73	-	\$623.39	\$1,175.50
	Total	\$1,424.61	\$611.42	\$96.81	\$1,144.64	\$552.70	\$1,466.79	\$2,669.71	\$1,594.73	\$0.00	\$623.39	\$1,175.50
16	Marion	\$1,497.46	\$570.54	\$136.84	\$702.59	\$618.19	\$1,596.60	\$1,713.55	\$2,736.29	\$434.41	\$383.27	\$1,065.33
	Total	\$1,497.46	\$570.54	\$136.84	\$702.59	\$618.19	\$1,596.60	\$1,713.55	\$2,736.29	\$434.41	\$383.27	\$1,065.33
17	Monongalia	\$1,977.71	\$730.78	\$204.18	\$1,516.10	\$915.21	\$1,808.15	\$2,202.14	\$1,342.27	\$1,085.20	\$713.45	\$1,437.48
	Total	\$1,977.71	\$730.78	\$204.18	\$1,516.10	\$915.21	\$1,808.15	\$2,202.14	\$1,342.27	\$1,085.20	\$713.45	\$1,437.48
18	Preston	\$2,544.23	\$712.36	\$156.48	\$1,390.61	\$467.28	\$1,700.73	\$4,199.61	\$834.00	-	\$174.61	\$1,704.32
	Total	\$2,544.23	\$712.36	\$156.48	\$1,390.61	\$467.28	\$1,700.73	\$4,199.61	\$834.00	\$0.00	\$174.61	\$1,704.32
19	Barbour	\$837.97	\$349.44	\$120.40	\$724.97	\$366.29	\$1,355.79	\$3,060.45	\$1,078.46	-	\$3,019.78	\$893.70
	Taylor	\$871.42	\$287.43	\$191.62	\$328.76	\$269.13	\$1,165.07	\$1,061.85	-	-	\$213.38	\$675.47
	Total	\$856.78	\$320.19	\$179.75	\$479.32	\$304.27	\$1,281.65	\$1,461.57	\$1,078.46	\$0.00	\$378.47	\$787.14
20	Randolph	\$1,193.34	\$518.21	\$178.10	\$1,016.33	\$629.07	\$1,492.79	\$3,154.37	\$1,601.90	\$525.40	\$395.76	\$962.20
	Total	\$1,193.34	\$518.21	\$178.10	\$1,016.33	\$629.07	\$1,492.79	\$3,154.37	\$1,601.90	\$525.40	\$395.76	\$962.20
21	Grant	\$1,201.34	\$475.34	\$321.63	\$563.37	\$468.21	\$1,164.32	-	\$620.47	-	\$765.00	\$852.42
	Mineral	\$936.01	\$330.08	\$158.93	\$546.40	\$417.17	\$1,642.69	\$1,427.14	\$2,083.12	-	\$410.68	\$744.51
	Total	\$1,013.41	\$374.59	\$199.60	\$576.43	\$432.28	\$1,719.46	\$6,044.94	\$1,978.07	\$0.00	\$549.94	\$877.05
22	Hampshire	\$1,553.30	\$395.03	\$239.53	\$1,391.81	\$385.01	\$1,809.01	\$842.50	\$3,510.60	-	\$187.11	\$991.03
	Hardy	\$1,222.04	\$415.12	\$266.76	\$836.86	\$520.63	\$1,602.87	-	\$1,827.06	-	\$133.61	\$829.17
	Total	\$1,904.60	\$555.91	\$367.74	\$5,336.81	\$373.62	\$2,142.03	\$842.50	\$2,949.42	\$0.00	\$173.89	\$990.06
23	Berkeley	\$1,296.61	\$420.38	-	\$1,066.44	\$581.48	\$2,102.12	\$3,234.69	\$2,561.22	\$122.00	\$446.61	\$1,469.26
	Jefferson	\$997.32	\$432.94	-	\$1,273.07	\$756.39	\$2,029.11	\$2,718.96	\$1,844.56	-	\$182.38	\$1,268.09
	Total	\$1,313.37	\$426.41	\$0.00	\$1,115.42	\$577.08	\$2,171.70	\$3,222.55	\$2,743.38	\$122.00	\$380.55	\$1,490.10
24	Wayne	\$874.29	\$444.38	\$141.92	\$315.22	\$307.23	\$674.15	\$2,434.94	\$1,233.26	-	\$434.72	\$650.89
	Total	\$874.29	\$444.38	\$141.92	\$315.22	\$307.23	\$674.15	\$2,434.94	\$1,233.26	\$0.00	\$434.72	\$650.89

PUBLIC DEFENDER SERVICES APPOINTED COUNSEL AVERAGE COST BY CASE TYPE (\$) WITHOUT SUPPLEMENTALS AND DIRECT EXPENSES FISCAL YEAR 2025												
Circuit	County	Felony	Misdemeanor	Mental Hygiene	Juvenile	Parole Probation Revocation	Termin/Abuse & Neglect	Habeas	Supreme Court	Municipal Court	Other	Average Cost per Case
25	Boone	\$953.45	\$592.59	-	\$995.73	\$827.70	\$1,644.78	\$1,590.88	-	-	\$469.63	\$1,200.46
	Lincoln	\$736.39	\$562.42	\$80.00	\$1,819.74	\$458.91	\$2,908.46	\$2,138.02	\$2,738.00	-	\$470.42	\$1,672.48
	Total	\$854.02	\$584.01	\$80.00	\$1,034.06	\$520.38	\$2,146.11	\$1,773.26	\$2,738.00	\$0.00	\$470.20	\$1,389.69
26	Lewis	\$1,239.29	\$350.44	\$261.80	\$1,121.61	\$331.04	\$1,641.77	-	\$587.31	\$490.00	\$360.15	\$737.57
	Upshur	\$1,109.85	\$390.55	\$165.00	\$658.22	\$353.35	\$1,435.33	\$3,697.59	\$3,316.04	-	\$332.08	\$852.09
	Total	\$1,157.14	\$374.28	\$254.54	\$809.33	\$347.10	\$1,524.76	\$4,495.03	\$1,951.68	\$490.00	\$343.57	\$796.11
27	Wyoming	\$896.05	\$496.14	\$161.27	\$1,206.95	\$431.86	\$1,690.86	\$1,991.31	-	-	\$533.37	\$1,006.78
	Total	\$896.05	\$496.14	\$161.27	\$1,206.95	\$431.86	\$1,690.86	\$1,991.31	\$0.00	\$0.00	\$533.37	\$1,006.78
28	Nicholas	\$1,757.14	\$780.04	-	\$1,039.33	-	\$1,559.12	-	\$1,317.29	-	\$416.00	\$1,485.02
	Total	\$1,757.14	\$780.04	\$0.00	\$1,039.33	\$0.00	\$1,559.12	\$0.00	\$1,317.29	\$0.00	\$416.00	\$1,485.02
29	Putnam	\$766.40	\$362.69	\$144.23	\$1,009.97	\$473.41	\$1,582.03	\$2,064.51	\$823.26	\$237.15	\$315.51	\$741.99
	Total	\$766.40	\$362.69	\$144.23	\$1,009.97	\$473.41	\$1,582.03	\$2,064.51	\$823.26	\$237.15	\$315.51	\$741.99
	Mingo	\$1,003.31	\$365.62	-	\$875.20	-	\$1,582.68	\$1,074.00	\$1,434.00	-	\$712.50	\$1,199.85
30	Total	\$1,003.31	\$365.62	\$0.00	\$875.20	\$0.00	\$1,582.68	\$1,074.00	\$1,434.00	\$0.00	\$712.50	\$1,199.85
	Monroe	\$1,278.33	\$577.74	-	\$1,032.91	\$314.61	\$1,141.91	-	-	-	\$325.64	\$887.56
31	Summers	\$2,692.03	\$411.54	\$224.23	\$1,303.08	\$333.33	\$1,398.22	\$10,727.59	-	-	\$368.19	\$1,482.53
	Total	\$2,088.85	\$510.51	\$224.23	\$1,236.91	\$327.09	\$1,327.32	\$10,727.59	\$0.00	\$0.00	\$357.55	\$1,239.33
STATE AVERAGES		\$1,277.42	\$465.17	\$166.14	\$1,032.67	\$538.52	\$1,631.59	\$2,888.27	\$1,681.26	\$280.51	\$402.54	\$1,090.05

**PUBLIC DEFENDER SERVICES
CRIMINAL CHARGE AVERAGE (IN ALPHABETICAL ORDER)
FISCAL YEAR 2025**

Criminal Charge	Average (\$)	Total (\$)	Count
ABUSE & NEGLECT APPEAL-SUPREME COURT	\$1,329.43	\$247,274.24	186
ABUSE & NEGLECT-ABUSE	\$1,186.80	\$17,002,143.33	14,326
ACCESSORY-FELONY	\$1,549.88	\$43,396.63	28
ACCESSORY-MISDEMEANOR	\$460.02	\$4,140.16	9
ADULT ABUSE-OTHER	\$1,026.06	\$21,547.27	21
AGGRAVATED ROBBERY-FELONY	\$1,013.01	\$112,444.15	111
AIDING & ABETTING-FELONY	\$866.34	\$19,059.56	22
AIDING & ABETTING-MISDEMEANOR	\$197.11	\$591.32	3
ALCOHOL IN VEHICLE-MISDEMEANOR	\$124.23	\$248.45	2
ANIMAL CONTROL-FELONY	\$1,189.08	\$2,378.15	2
ANIMAL CONTROL-MISDEMEANOR	\$639.07	\$20,450.36	32
ANIMAL CONTROL-MUNICIPAL CHARGES	\$292.92	\$878.76	3
ARSON-FELONY	\$1,103.00	\$35,295.89	32
ARSON-MISDEMEANOR	\$298.49	\$596.98	2
ASSAULT & BATTERY-FELONY	\$820.99	\$74,710.21	91
ASSAULT & BATTERY-MISDEMEANOR	\$460.16	\$242,967.05	528
ASSAULT & BATTERY-MUNICIPAL CHARGES	\$372.89	\$24,611.02	66
ATTEMPT-FELONY	\$1,466.20	\$164,214.31	112
ATTEMPT-MISDEMEANOR	\$233.90	\$1,403.40	6
AUTO TAMPERING-MISDEMEANOR	\$428.96	\$6,863.36	16
AUTO TAMPERING-MUNICIPAL CHARGES	\$207.40	\$207.40	1
BOND REDUCTION-OTHER	\$948.03	\$10,428.31	11
BRANDISHING WEAPON-FELONY	\$545.23	\$3,271.39	6
BRANDISHING WEAPON-MISDEMEANOR	\$468.11	\$26,214.27	56
BRANDISHING WEAPON-MUNICIPAL CHARGES	\$342.53	\$1,370.10	4
BREAKING & ENTERING-FELONY	\$837.22	\$255,352.41	305
BREAKING & ENTERING-MISDEMEANOR	\$383.47	\$11,887.47	31
BRIBERY-FELONY	\$144.00	\$144.00	1
BRIBERY-MISDEMEANOR	\$367.10	\$734.20	2
BURGLARY-FELONY	\$862.78	\$391,703.71	454
BURGLARY-MISDEMEANOR	\$342.59	\$1,027.78	3
CHILD ABUSE-FELONY	\$1,073.31	\$349,899.79	326
CHILD ABUSE-MISDEMEANOR	\$468.96	\$17,820.47	38
COMPUTER RELATED FRAUD-FELONY	\$861.55	\$20,677.20	24
COMPUTER RELATED FRAUD-MISDEMEANOR	\$549.81	\$1,649.42	3
CONCEAL A MINOR-FELONY	\$865.21	\$13,843.33	16
CONCEAL DEAD BODY-FELONY	\$361.76	\$1,447.03	4
CONSPIRACY-FELONY	\$978.15	\$363,872.03	372

**PUBLIC DEFENDER SERVICES
CRIMINAL CHARGE AVERAGE (IN ALPHABETICAL ORDER)
FISCAL YEAR 2025**

Criminal Charge	Average (\$)	Total (\$)	Count
CONSPIRACY-MISDEMEANOR	\$438.65	\$34,214.87	78
CONSPIRACY-MUNICIPAL CHARGES	\$368.00	\$368.00	1
CONTEMPT-CONTEMPT	\$370.00	\$4,810.06	13
CONTRIBUTE DEL MINOR-FELONY	\$2,256.00	\$2,256.00	1
CONTRIBUTE DEL MINOR-MISDEMEANOR	\$349.71	\$10,141.58	29
CONTROLLED SUBSTANCES-FELONY	\$974.68	\$1,514,653.65	1,554
CONTROLLED SUBSTANCES-MISDEMEANOR	\$445.90	\$508,330.59	1,140
CONTROLLED SUBSTANCES-MUNICIPAL CHARGES	\$253.43	\$74,001.80	292
COUNTERFEITING-FELONY	\$1,105.60	\$21,006.43	19
COUNTERFEITING-MISDEMEANOR	\$510.52	\$2,552.60	5
CRUELTY TO ANIMALS-FELONY	\$1,891.78	\$34,051.96	18
CRUELTY TO ANIMALS-MISDEMEANOR	\$499.62	\$28,978.19	58
CRUELTY TO ANIMALS-MUNICIPAL CHARGES	\$671.99	\$2,687.95	4
DEADLY WEAPON-FELONY	\$800.37	\$144,066.20	180
DEADLY WEAPON-MISDEMEANOR	\$477.64	\$35,822.65	75
DEADLY WEAPON-MUNICIPAL CHARGES	\$99.00	\$198.00	2
DEL CONTRABAND INMATE-FELONY	\$871.25	\$8,712.47	10
DESTRUCTION OF PROPERTY-FELONY	\$830.07	\$79,686.69	96
DESTRUCTION OF PROPERTY-MISDEMEANOR	\$400.28	\$69,648.39	174
DESTRUCTION OF PROPERTY-MUNICIPAL CHARGES	\$230.40	\$6,220.91	27
DISORDERLY CONDUCT-MISDEMEANOR	\$385.06	\$16,942.51	44
DISORDERLY CONDUCT-MUNICIPAL CHARGES	\$270.25	\$10,269.33	38
DISTURB THE PEACE-MISDEMEANOR	\$528.19	\$2,640.96	5
DISTURB THE PEACE-MUNICIPAL CHARGES	\$370.16	\$1,480.65	4
DNR CHARGE-FELONY	\$820.50	\$2,461.50	3
DNR CHARGE-MISDEMEANOR	\$505.62	\$18,202.14	36
DNR CHARGE-MUNICIPAL CHARGES	\$185.08	\$370.16	2
DOMESTIC VIOLENCE-FELONY	\$761.01	\$123,283.25	162
DOMESTIC VIOLENCE-MISDEMEANOR	\$464.46	\$639,563.19	1,377
DOMESTIC VIOLENCE-MUNICIPAL CHARGES	\$767.61	\$3,838.04	5
DUI 1ST OFFENSE-MISDEMEANOR	\$429.01	\$243,250.43	567
DUI 1ST OFFENSE-MUNICIPAL CHARGES	\$372.86	\$23,117.20	62
DUI 2ND OFFENSE-MISDEMEANOR	\$463.93	42,217.26	91
DUI 3RD OFFENSE-FELONY	\$900.43	\$47,722.57	53
DUI W/ INJURY-FELONY	\$845.90	\$16,072.10	19
DUI W/ INJURY-MISDEMEANOR	\$333.29	\$3,999.46	12
DUI/W DEATH-FELONY	\$606.00	\$606.00	1
EMBEZZLEMENT-FELONY	\$672.10	\$19,490.99	29

**PUBLIC DEFENDER SERVICES
CRIMINAL CHARGE AVERAGE (IN ALPHABETICAL ORDER)
FISCAL YEAR 2025**

Criminal Charge	Average (\$)	Total (\$)	Count
EMBEZZLEMENT-MISDEMEANOR	\$501.30	\$6,516.89	13
EXPUNGEMENT-OTHER	\$552.90	\$552.90	1
EXTORTION-FELONY	\$1,851.13	\$1,851.13	1
EXTORTION-MISDEMEANOR	\$888.93	\$888.93	1
EXTRADITION-EXTRADITION	\$195.78	\$25,451.26	130
FAIL MAINTAIN CONTROL-MUNICIPAL CHARGES	\$312.00	\$1,248.00	4
FAIL PAY CHILD SUPPORT-CONTEMPT	\$475.01	\$8,550.18	18
FAIL PAY CHILD SUPPORT-FELONY	\$1,038.60	\$4,154.41	4
FAIL PAY CHILD SUPPORT-MISDEMEANOR	\$152.00	\$304.00	2
FAIL TO REG SEX OFFENDER-FELONY	\$831.81	\$209,616.52	252
FAIL TO REG SEX OFFENDER-MISDEMEANOR	\$238.14	\$714.43	3
FAILURE TO APPEAR-FELONY	\$561.96	\$9,553.26	17
FAILURE TO APPEAR-MISDEMEANOR	\$267.40	\$4,010.96	15
FAILURE TO APPEAR-MUNICIPAL CHARGES	\$477.15	\$477.15	1
FALSE PRETENSES-FELONY	\$805.78	\$26,590.73	33
FALSE PRETENSES-MISDEMEANOR	\$373.59	\$11,955.03	32
FALSE SWEARING-FELONY	\$810.17	\$7,291.51	9
FALSE SWEARING-MISDEMEANOR	\$513.17	\$22,066.25	43
FLEEING VEHICLE W/DUI-FELONY	\$1,184.04	\$80,514.74	68
FLEEING VEHICLE W/DUI-MISDEMEANOR	\$321.37	\$3,535.05	11
FORFEITURE-FELONY	\$1,441.39	\$5,765.54	4
FORFEITURE-MISDEMEANOR	\$332.37	\$997.11	3
FORGERY & UTTERING-FELONY	\$810.30	\$82,650.29	102
FORGERY & UTTERING-MISDEMEANOR	\$278.16	\$556.32	2
FRAUD-FELONY	\$917.22	\$179,774.85	196
FRAUD-MISDEMEANOR	\$784.18	\$16,467.71	21
FRAUD-MUNICIPAL CHARGES	\$124.00	\$124.00	1
FUGITIVE/JUSTICE-FUGITIVE	\$201.42	\$11,279.49	56
GAL ADULT-CLAIMS REFUSED	\$59.82	\$59.82	1
GRAND LARCENY-FELONY	\$826.18	\$422,176.86	511
GUARDIAN CHILDREN-OTHER	\$1,213.59	\$6,067.95	5
HABEAS APPEAL-SUPREME COURT	\$1,997.34	\$29,960.13	15
HABEAS CORPUS-HABEAS	\$2,382.82	\$476,563.86	200
HARASSMENT-FELONY	\$963.06	\$8,667.55	9
HARASSMENT-MISDEMEANOR	\$580.54	\$34,252.04	59
HOME CONFINEMENT-OTHER	\$477.08	\$16,697.68	35
INCEST-FELONY	\$1,005.88	\$9,052.92	9
INDECENT EXPOSURE-FELONY	\$547.21	\$1,094.41	2

**PUBLIC DEFENDER SERVICES
CRIMINAL CHARGE AVERAGE (IN ALPHABETICAL ORDER)
FISCAL YEAR 2025**

Criminal Charge	Average (\$)	Total (\$)	Count
INDECENT EXPOSURE-MISDEMEANOR	\$446.29	\$8,479.51	19
INDECENT EXPOSURE-MUNICIPAL CHARGES	\$244.58	\$2,201.24	9
INTIMIDATE WITNESS-FELONY	\$787.80	\$14,968.22	19
INTIMIDATE WITNESS-MISDEMEANOR	\$560.14	\$560.14	1
INVOL MANSLAUGHTER-FELONY	\$1,394.86	\$1,394.86	1
INVOL MANSLAUGHTER-MISDEMEANOR	\$889.65	\$889.65	1
JAIL ESCAPE-FELONY	\$780.60	\$17,173.15	22
JAIL ESCAPE-MISDEMEANOR	\$410.00	\$820.00	2
JOYRIDING-FELONY	\$707.21	\$707.21	1
JOYRIDING-MISDEMEANOR	\$509.30	\$9,676.73	19
JUVENILE STATUS MISC-OTHER	\$346.57	\$1,039.70	3
JUVENILE-JUVENILE	\$793.06	\$1,985,832.61	2,504
KIDNAPPING-FELONY	\$2,636.82	\$152,935.68	58
LEAVE SCENE ACCIDENT-FELONY	\$1,450.65	\$7,253.25	5
LEAVE SCENE ACCIDENT-MISDEMEANOR	\$476.92	\$10,492.28	22
LEAVE SCENE ACCIDENT-MUNICIPAL CHARGES	\$505.14	\$4,041.08	8
LITTERING-MISDEMEANOR	\$362.63	\$3,988.90	11
LITTERING-MUNICIPAL CHARGES	\$156.22	\$937.34	6
MAGISTRATE APPEAL-MAGISTRATE APPEAL	\$720.14	\$5,761.11	8
MAKE/USE EXPLOSIVES-FELONY	\$1,068.02	\$5,340.08	5
MAL WOUNDING/ASSAULT-FELONY	\$1,338.66	\$322,617.32	241
MAL WOUNDING/ASSAULT-MISDEMEANOR	\$648.48	\$11,672.63	18
MANDAMUS-MANDAMUS/PROHIBITION	\$6,404.64	\$12,809.28	2
MENTAL HYGIENE-MENTAL HYGIENE	\$165.59	\$249,878.72	1,509
MFG/POSS OR DIST OF METH-FELONY	\$933.99	\$71,916.91	77
MFG/POSS OR DIST OF METH-MISDEMEANOR	\$284.86	\$2,563.71	9
MFG/POSS OR DIST OF METH-MUNICIPAL CHARGES	\$74.00	\$74.00	1
MISCELLANEOUS-FELONY	\$725.37	\$58,029.77	80
MISCELLANEOUS-MISDEMEANOR	\$396.06	\$24,951.83	63
MISCELLANEOUS-MUNICIPAL CHARGES	\$193.94	\$1,939.36	10
MISCELLANEOUS-OTHER	\$464.66	\$7,899.19	17
MOTOR VEHICLE SAFETY N/P-MISDEMEANOR	\$337.79	\$337.79	1
MOTOR VEHICLE SAFETY-FELONY	\$1,233.21	\$11,098.90	9
MOTOR VEHICLE SAFETY-MISDEMEANOR	\$380.19	\$17,869.16	47
MOTOR VEHICLE SAFETY-MUNICIPAL CHARGES	\$300.20	\$4,202.73	14
MUNICIPAL CHARGES-MUNICIPAL CHARGES	\$390.55	\$6,639.29	17
MURDER-FELONY	\$6,041.51	\$1,256,634.78	208
NEGLIGENT HOMICIDE-FELONY	\$684.19	\$1,368.38	2

**PUBLIC DEFENDER SERVICES
CRIMINAL CHARGE AVERAGE (IN ALPHABETICAL ORDER)
FISCAL YEAR 2025**

Criminal Charge	Average (\$)	Total (\$)	Count
NEGLIGENT HOMICIDE-MISDEMEANOR	\$1,159.34	\$1,159.34	1
NO OPERATORS 1ST-MISDEMEANOR	\$210.10	\$1,680.76	8
NO OPERATORS-FELONY	\$457.48	\$1,829.91	4
NO OPERATORS-MISDEMEANOR	\$488.53	\$24,426.71	50
NO OPERATORS-MUNICIPAL CHARGES	\$226.55	\$7,023.14	31
NO PROOF OF INS 1ST-MISDEMEANOR	\$137.00	\$274.00	2
NO PROOF OF INS-MISDEMEANOR	\$398.76	\$15,153.04	38
NO PROOF OF INS-MUNICIPAL CHARGES	\$262.02	\$13,101.21	50
OBS EMERGENCY PERSONNEL-FELONY	\$875.28	\$5,251.67	6
OBS EMERGENCY PERSONNEL-MISDEMEANOR	\$404.08	\$5,657.10	14
OBSTRUCT CITY PERSONNEL-FELONY	\$47.28	\$47.28	1
OBSTRUCT CITY PERSONNEL-MISDEMEANOR	\$627.97	\$1,255.93	2
OBSTRUCT CITY PERSONNEL-MUNICIPAL CHARGES	\$475.12	\$2,850.71	6
OBSTRUCTION JUSTICE-FELONY	\$829.94	\$90,462.96	109
OBSTRUCTION JUSTICE-MISDEMEANOR	\$358.18	\$142,912.96	399
OBSTRUCTION JUSTICE-MUNICIPAL CHARGES	\$238.40	\$11,204.96	47
OFFENSES BY INMATES-FELONY	\$941.61	\$21,657.05	23
OPEN CONTAINER-MISDEMEANOR	\$159.45	\$478.34	3
OPEN CONTAINER-MUNICIPAL CHARGES	\$223.69	\$894.76	4
ORGANIZED CRIME-FELONY	\$2,008.95	\$4,017.89	2
PAROLE VIOLATION-REVOCATION	\$415.06	\$109,574.56	264
PAROLE/PROBATION-REVOCATION	\$663.22	\$35,150.68	53
PATERNITY-PATERNITY	\$384.72	\$384.72	1
PEACE WARRANT-MISDEMEANOR	\$222.38	\$444.76	2
PERJURY-FELONY	\$765.47	\$1,530.93	2
PERMIT UNAUTH/DRIVE-FELONY	\$260.00	\$260.00	1
PERMIT UNAUTH/DRIVE-MISDEMEANOR	\$726.07	\$5,808.55	8
PERMITTING DUI-MISDEMEANOR	\$1,020.40	\$1,020.40	1
PERMITTING DUI-MUNICIPAL CHARGES	\$629.45	\$629.45	1
PETIT LARCENY-MISDEMEANOR	\$440.26	\$149,687.98	340
PETIT LARCENY-MUNICIPAL CHARGES	\$293.57	\$9,394.35	32
PORNOGRAPHY-FELONY	\$1,507.60	\$82,918.22	55
PORNOGRAPHY-MISDEMEANOR	\$243.60	\$730.79	3
PRE GRAND JURY-OTHER	\$469.17	\$2,345.86	5
PROBATION VIOLATION-REVOCATION	\$510.03	\$358,043.08	702
PUBLIC INTOXICATION-MISDEMEANOR	\$319.48	\$4,792.26	15
PUBLIC INTOXICATION-MUNICIPAL CHARGES	\$259.98	\$2,599.79	10
REC/TRANS STOLEN PRO-FELONY	\$717.45	\$121,248.52	169

**PUBLIC DEFENDER SERVICES
CRIMINAL CHARGE AVERAGE (IN ALPHABETICAL ORDER)
FISCAL YEAR 2025**

Criminal Charge	Average (\$)	Total (\$)	Count
REC/TRANS STOLEN PRO-MISDEMEANOR	\$477.71	\$32,006.86	67
REC/TRANS STOLEN PRO-MUNICIPAL CHARGES	\$223.55	\$1,341.27	6
RECKLESS DRIVING-FELONY	\$990.60	\$33,680.25	34
RECKLESS DRIVING-MISDEMEANOR	\$362.45	\$12,323.42	34
RECKLESS DRIVING-MUNICIPAL CHARGES	\$248.01	\$1,488.08	6
RESISTING ARREST-FELONY	\$212.45	\$637.35	3
RESISTING ARREST-MISDEMEANOR	\$178.02	\$1,424.13	8
RESISTING ARREST-MUNICIPAL CHARGES	\$352.02	\$352.02	1
RESTITUTION-OTHER	\$684.44	\$1,368.88	2
RETALIATE PUBLIC OFFICIAL-FELONY	\$1,223.07	\$11,007.63	9
ROBBERY-FELONY	\$1,057.88	\$21,157.52	20
SENTENCE REDUCTION-OTHER	\$439.25	\$42,168.17	96
SEXUAL ABUSE-FELONY	\$1,788.56	\$245,032.17	137
SEXUAL ABUSE-MISDEMEANOR	\$720.00	\$720.00	1
SEXUAL ASSAULT-FELONY	\$1,853.51	\$226,128.79	122
SHOOT W/N 500 FEET-MISDEMEANOR	\$328.40	\$1,642.02	5
SHOOT W/N 500 FEET-MUNICIPAL CHARGES	\$332.08	\$332.08	1
SHOPLIFTING-FELONY	\$723.68	\$93,354.63	129
SHOPLIFTING-MISDEMEANOR	\$409.01	\$49,490.02	121
SHOPLIFTING-MUNICIPAL CHARGES	\$230.27	\$17,960.67	78
SOLICIT/PROSTITUTION-FELONY	\$1,380.83	\$19,331.58	14
SOLICIT/PROSTITUTION-MISDEMEANOR	\$144.00	\$144.00	1
SOLICIT/PROSTITUTION-MUNICIPAL CHARGES	\$366.50	\$733.00	2
SPEEDING-FELONY	\$2,239.49	\$2,239.49	1
SPEEDING-MISDEMEANOR	\$308.94	\$1,235.74	4
SPEEDING-MUNICIPAL CHARGES	\$219.26	\$4,165.96	19
STALKING-FELONY	\$999.42	\$7,995.38	8
STALKING-MISDEMEANOR	\$617.90	\$11,740.06	19
SUPREME COURT APPEAL-SUPREME COURT	\$1,710.27	\$109,457.57	64
SUSPEND/REV LICENSE-FELONY	\$793.37	\$112,659.14	142
SUSPEND/REV LICENSE-MISDEMEANOR	\$433.33	\$196,733.40	454
SUSPEND/REV LICENSE-MUNICIPAL CHARGES	\$306.17	\$25,412.45	83
TAX EVASION-MISDEMEANOR	\$223.22	\$223.22	1
TERM PARENTAL RIGHTS-TERMINATION	\$1,754.44	\$15,789.93	9
TERRORIST ACTS-FELONY	\$1,007.18	\$40,287.19	40
TRESPASSING-FELONY	\$766.46	\$2,299.39	3
TRESPASSING-MISDEMEANOR	\$419.13	\$34,788.02	83
TRESPASSING-MUNICIPAL CHARGES	\$231.21	\$104,045.50	450

**PUBLIC DEFENDER SERVICES
CRIMINAL CHARGE AVERAGE (IN ALPHABETICAL ORDER)
FISCAL YEAR 2025**

Criminal Charge	Average (\$)	Total (\$)	Count
TRUANCY-MISDEMEANOR	\$402.72	\$11,678.90	29
UNDER AGE DRINKING-MISDEMEANOR	\$292.21	\$1,461.03	5
UNLAWFUL RESTRAINT-MISDEMEANOR	\$444.07	\$2,664.42	6
UNLAWFUL WOUNDING-FELONY	\$1,418.08	\$14,180.76	10
UNLAWFUL WOUNDING-MISDEMEANOR	\$392.71	\$785.41	2
VOL MANSLAUGHTER-FELONY	\$642.28	\$642.28	1
WANTON ENDANGERMENT-FELONY	\$967.61	\$191,586.67	198
WANTON ENDANGERMENT-MISDEMEANOR	\$319.33	\$2,235.29	7
WELFARE FRAUD-FELONY	\$709.65	\$2,128.95	3
WITNESS-OTHER	\$724.26	\$1,448.52	2
WORTHLESS CHECKS-MISDEMEANOR	\$475.51	\$475.51	1
TOTAL	\$909.42	\$32,269,839.33	35,484

**PUBLIC DEFENDER SERVICES
CRIMINAL CHARGE AVERAGE (IN TOTAL DESCENDING COST ORDER)
FISCAL YEAR 2025**

Criminal Charge	Average (\$)	Total (\$)	Count
ABUSE & NEGLECT-ABUSE	\$1,186.80	\$17,002,143.33	14,326
JUVENILE-JUVENILE	\$793.06	\$1,985,832.61	2,504
CONTROLLED SUBSTANCES-FELONY	\$974.68	\$1,514,653.65	1,554
MURDER-FELONY	\$6,041.51	\$1,256,634.78	208
DOMESTIC VIOLENCE-MISDEMEANOR	\$464.46	\$639,563.19	1,377
CONTROLLED SUBSTANCES-MISDEMEANOR	\$445.90	\$508,330.59	1,140
HABEAS CORPUS-HABEAS	\$2,382.82	\$476,563.86	200
GRAND LARCENY-FELONY	\$826.18	\$422,176.86	511
BURGLARY-FELONY	\$862.78	\$391,703.71	454
CONSPIRACY-FELONY	\$978.15	\$363,872.03	372
PROBATION VIOLATION-REVOCATION	\$510.03	\$358,043.08	702
CHILD ABUSE-FELONY	\$1,073.31	\$349,899.79	326
MAL WOUNDING/ASSAULT-FELONY	\$1,338.66	\$322,617.32	241
BREAKING & ENTERING-FELONY	\$837.22	\$255,352.41	305
MENTAL HYGIENE-MENTAL HYGIENE	\$165.59	\$249,878.72	1,509
ABUSE & NEGLECT APPEAL-SUPREME COURT	\$1,329.43	\$247,274.24	186
SEXUAL ABUSE-FELONY	\$1,788.56	\$245,032.17	137
DUI 1ST OFFENSE-MISDEMEANOR	\$429.01	\$243,250.43	567
ASSAULT & BATTERY-MISDEMEANOR	\$460.16	\$242,967.05	528
SEXUAL ASSAULT-FELONY	\$1,853.51	\$226,128.79	122
FAIL TO REG SEX OFFENDER-FELONY	\$831.81	\$209,616.52	252
SUSPEND/REV LICENSE-MISDEMEANOR	\$433.33	\$196,733.40	454
WANTON ENDANGERMENT-FELONY	\$967.61	\$191,586.67	198
FRAUD-FELONY	\$917.22	\$179,774.85	196
ATTEMPT-FELONY	\$1,466.20	\$164,214.31	112
KIDNAPPING-FELONY	\$2,636.82	\$152,935.68	58
PETIT LARCENY-MISDEMEANOR	\$440.26	\$149,687.98	340
DEADLY WEAPON-FELONY	\$800.37	\$144,066.20	180
OBSTRUCTION JUSTICE-MISDEMEANOR	\$358.18	\$142,912.96	399
DOMESTIC VIOLENCE-FELONY	\$761.01	\$123,283.25	162
REC/TRANS STOLEN PRO-FELONY	\$717.45	\$121,248.52	169
SUSPEND/REV LICENSE-FELONY	\$793.37	\$112,659.14	142
AGGRAVATED ROBBERY-FELONY	\$1,013.01	\$112,444.15	111
PAROLE VIOLATION-REVOCATION	\$415.06	\$109,574.56	264
SUPREME COURT APPEAL-SUPREME COURT	\$1,710.27	\$109,457.57	64
TRESPASSING-MUNICIPAL CHARGES	\$231.21	\$104,045.50	450
SHOPLIFTING-FELONY	\$723.68	\$93,354.63	129
OBSTRUCTION JUSTICE-FELONY	\$829.94	\$90,462.96	109

**PUBLIC DEFENDER SERVICES
CRIMINAL CHARGE AVERAGE (IN TOTAL DESCENDING COST ORDER)
FISCAL YEAR 2025**

Criminal Charge	Average (\$)	Total (\$)	Count
PORNOGRAPHY-FELONY	\$1,507.60	\$82,918.22	55
FORGERY & UTTERING-FELONY	\$810.30	\$82,650.29	102
FLEEING VEHICLE W/DUI-FELONY	\$1,184.04	\$80,514.74	68
DESTRUCTION OF PROPERTY-FELONY	\$830.07	\$79,686.69	96
ASSAULT & BATTERY-FELONY	\$820.99	\$74,710.21	91
CONTROLLED SUBSTANCES-MUNICIPAL CHARGES	\$253.43	\$74,001.80	292
MFG/POSS OR DIST OF METH-FELONY	\$933.99	\$71,916.91	77
DESTRUCTION OF PROPERTY-MISDEMEANOR	\$400.28	\$69,648.39	174
MISCELLANEOUS-FELONY	\$725.37	\$58,029.77	80
SHOPLIFTING-MISDEMEANOR	\$409.01	\$49,490.02	121
DUI 3RD OFFENSE-FELONY	\$900.43	\$47,722.57	53
ACCESSORY-FELONY	\$1,549.88	\$43,396.63	28
DUI 2ND OFFENSE-MISDEMEANOR	\$463.93	\$42,217.26	91
SENTENCE REDUCTION-OTHER	\$439.25	\$42,168.17	96
TERRORIST ACTS-FELONY	\$1,007.18	\$40,287.19	40
DEADLY WEAPON-MISDEMEANOR	\$477.64	\$35,822.65	75
ARSON-FELONY	\$1,103.00	\$35,295.89	32
PAROLE/PROBATION-REVOCATION	\$663.22	\$35,150.68	53
TRESPASSING-MISDEMEANOR	\$419.13	\$34,788.02	83
HARASSMENT-MISDEMEANOR	\$580.54	\$34,252.04	59
CONSPIRACY-MISDEMEANOR	\$438.65	\$34,214.87	78
CRUELTY TO ANIMALS-FELONY	\$1,891.78	\$34,051.96	18
RECKLESS DRIVING-FELONY	\$990.60	\$33,680.25	34
REC/TRANS STOLEN PRO-MISDEMEANOR	\$477.71	\$32,006.86	67
HABEAS APPEAL-SUPREME COURT	\$1,997.34	\$29,960.13	15
CRUELTY TO ANIMALS-MISDEMEANOR	\$499.62	\$28,978.19	58
FALSE PRETENSES-FELONY	\$805.78	\$26,590.73	33
BRANDISHING WEAPON-MISDEMEANOR	\$468.11	\$26,214.27	56
EXTRADITION-EXTRADITION	\$195.78	\$25,451.26	130
SUSPEND/REV LICENSE-MUNICIPAL CHARGES	\$306.17	\$25,412.45	83
MISCELLANEOUS-MISDEMEANOR	\$396.06	\$24,951.83	63
ASSAULT & BATTERY-MUNICIPAL CHARGES	\$372.89	\$24,611.02	66
NO OPERATORS-MISDEMEANOR	\$488.53	\$24,426.71	50
DUI 1ST OFFENSE-MUNICIPAL CHARGES	\$372.86	\$23,117.20	62
FALSE SWEARING-MISDEMEANOR	\$513.17	\$22,066.25	43
OFFENSES BY INMATES-FELONY	\$941.61	\$21,657.05	23
ADULT ABUSE-OTHER	\$1,026.06	\$21,547.27	21
ROBBERY-FELONY	\$1,057.88	\$21,157.52	20

**PUBLIC DEFENDER SERVICES
CRIMINAL CHARGE AVERAGE (IN TOTAL DESCENDING COST ORDER)
FISCAL YEAR 2025**

Criminal Charge	Average (\$)	Total (\$)	Count
COUNTERFEITING-FELONY	\$1,105.60	\$21,006.43	19
COMPUTER RELATED FRAUD-FELONY	\$861.55	\$20,677.20	24
ANIMAL CONTROL-MISDEMEANOR	\$639.07	\$20,450.36	32
EMBEZZLEMENT-FELONY	\$672.10	\$19,490.99	29
SOLICIT/PROSTITUTION-FELONY	\$1,380.83	\$19,331.58	14
AIDING & ABETTING-FELONY	\$866.34	\$19,059.56	22
DNR CHARGE-MISDEMEANOR	\$505.62	\$18,202.14	36
SHOPLIFTING-MUNICIPAL CHARGES	\$230.27	\$17,960.67	78
MOTOR VEHICLE SAFETY-MISDEMEANOR	\$380.19	\$17,869.16	47
CHILD ABUSE-MISDEMEANOR	\$468.96	\$17,820.47	38
JAIL ESCAPE-FELONY	\$780.60	\$17,173.15	22
DISORDERLY CONDUCT-MISDEMEANOR	\$385.06	\$16,942.51	44
HOME CONFINEMENT-OTHER	\$477.08	\$16,697.68	35
FRAUD-MISDEMEANOR	\$784.18	\$16,467.71	21
DUI W/ INJURY-FELONY	\$845.90	\$16,072.10	19
TERM PARENTAL RIGHTS-TERMINATION	\$1,754.44	\$15,789.93	9
NO PROOF OF INS-MISDEMEANOR	\$398.76	\$15,153.04	38
INTIMIDATE WITNESS-FELONY	\$787.80	\$14,968.22	19
UNLAWFUL WOUNDING-FELONY	\$1,418.08	\$14,180.76	10
CONCEAL A MINOR-FELONY	\$865.21	\$13,843.33	16
NO PROOF OF INS-MUNICIPAL CHARGES	\$262.02	\$13,101.21	50
MANDAMUS-MANDAMUS/PROHIBITION	\$6,404.64	\$12,809.28	2
RECKLESS DRIVING-MISDEMEANOR	\$362.45	\$12,323.42	34
FALSE PRETENSES-MISDEMEANOR	\$373.59	\$11,955.03	32
BREAKING & ENTERING-MISDEMEANOR	\$383.47	\$11,887.47	31
STALKING-MISDEMEANOR	\$617.90	\$11,740.06	19
TRUANCY-MISDEMEANOR	\$402.72	\$11,678.90	29
MAL WOUNDING/ASSAULT-MISDEMEANOR	\$648.48	\$11,672.63	18
FUGITIVE/JUSTICE-FUGITIVE	\$201.42	\$11,279.49	56
OBSTRUCTION JUSTICE-MUNICIPAL CHARGES	\$238.40	\$11,204.96	47
MOTOR VEHICLE SAFETY-FELONY	\$1,233.21	\$11,098.90	9
RETALIATE PUBLIC OFFICIAL-FELONY	\$1,223.07	\$11,007.63	9
LEAVE SCENE ACCIDENT-MISDEMEANOR	\$476.92	\$10,492.28	22
BOND REDUCTION-OTHER	\$948.03	\$10,428.31	11
DISORDERLY CONDUCT-MUNICIPAL CHARGES	\$270.25	\$10,269.33	38
CONTRIBUTE DEL MINOR-MISDEMEANOR	\$349.71	\$10,141.58	29
JOYRIDING-MISDEMEANOR	\$509.30	\$9,676.73	19
FAILURE TO APPEAR-FELONY	\$561.96	\$9,553.26	17

**PUBLIC DEFENDER SERVICES
CRIMINAL CHARGE AVERAGE (IN TOTAL DESCENDING COST ORDER)
FISCAL YEAR 2025**

Criminal Charge	Average (\$)	Total (\$)	Count
PETIT LARCENY-MUNICIPAL CHARGES	\$293.57	\$9,394.35	32
INCEST-FELONY	\$1,005.88	\$9,052.92	9
DEL CONTRABAND INMATE-FELONY	\$871.25	\$8,712.47	10
HARASSMENT-FELONY	\$963.06	\$8,667.55	9
FAIL PAY CHILD SUPPORT-CONTEMPT	\$475.01	\$8,550.18	18
INDECENT EXPOSURE-MISDEMEANOR	\$446.29	\$8,479.51	19
STALKING-FELONY	\$999.42	\$7,995.38	8
MISCELLANEOUS-OTHER	\$464.66	\$7,899.19	17
FALSE SWEARING-FELONY	\$810.17	\$7,291.51	9
LEAVE SCENE ACCIDENT-FELONY	\$1,450.65	\$7,253.25	5
NO OPERATORS-MUNICIPAL CHARGES	\$226.55	\$7,023.14	31
AUTO TAMPERING-MISDEMEANOR	\$428.96	\$6,863.36	16
MUNICIPAL CHARGES-MUNICIPAL CHARGES	\$390.55	\$6,639.29	17
EMBEZZLEMENT-MISDEMEANOR	\$501.30	\$6,516.89	13
DESTRUCTION OF PROPERTY-MUNICIPAL CHARGES	\$230.40	\$6,220.91	27
GUARDIAN CHILDREN-OTHER	\$1,213.59	\$6,067.95	5
PERMIT UNAUTH/DRIVE-MISDEMEANOR	\$726.07	\$5,808.55	8
FORFEITURE-FELONY	\$1,441.39	\$5,765.54	4
MAGISTRATE APPEAL-MAGISTRATE APPEAL	\$720.14	\$5,761.11	8
OBS EMERGENCY PERSONNEL-MISDEMEANOR	\$404.08	\$5,657.10	14
MAKE/USE EXPLOSIVES-FELONY	\$1,068.02	\$5,340.08	5
OBS EMERGENCY PERSONNEL-FELONY	\$875.28	\$5,251.67	6
CONTEMPT-CONTEMPT	\$370.00	\$4,810.06	13
PUBLIC INTOXICATION-MISDEMEANOR	\$319.48	\$4,792.26	15
MOTOR VEHICLE SAFETY-MUNICIPAL CHARGES	\$300.20	\$4,202.73	14
SPEEDING-MUNICIPAL CHARGES	\$219.26	\$4,165.96	19
FAIL PAY CHILD SUPPORT-FELONY	\$1,038.60	\$4,154.41	4
ACCESSORY-MISDEMEANOR	\$460.02	\$4,140.16	9
LEAVE SCENE ACCIDENT-MUNICIPAL CHARGES	\$505.14	\$4,041.08	8
ORGANIZED CRIME-FELONY	\$2,008.95	\$4,017.89	2
FAILURE TO APPEAR-MISDEMEANOR	\$267.40	\$4,010.96	15
DUI W/ INJURY-MISDEMEANOR	\$333.29	\$3,999.46	12
LITTERING-MISDEMEANOR	\$362.63	\$3,988.90	11
DOMESTIC VIOLENCE-MUNICIPAL CHARGES	\$767.61	\$3,838.04	5
FLEEING VEHICLE W/DUI-MISDEMEANOR	\$321.37	\$3,535.05	11
BRANDISHING WEAPON-FELONY	\$545.23	\$3,271.39	6
OBSTRUCT CITY PERSONNEL-MUNICIPAL CHARGES	\$475.12	\$2,850.71	6
CRUELTY TO ANIMALS-MUNICIPAL CHARGES	\$671.99	\$2,687.95	4

**PUBLIC DEFENDER SERVICES
CRIMINAL CHARGE AVERAGE (IN TOTAL DESCENDING COST ORDER)
FISCAL YEAR 2025**

Criminal Charge	Average (\$)	Total (\$)	Count
UNLAWFUL RESTRAINT-MISDEMEANOR	\$444.07	\$2,664.42	6
DISTURB THE PEACE-MISDEMEANOR	\$528.19	\$2,640.96	5
PUBLIC INTOXICATION-MUNICIPAL CHARGES	\$259.98	\$2,599.79	10
MFG/POSS OR DIST OF METH-MISDEMEANOR	\$284.86	\$2,563.71	9
COUNTERFEITING-MISDEMEANOR	\$510.52	\$2,552.60	5
DNR CHARGE-FELONY	\$820.50	\$2,461.50	3
ANIMAL CONTROL-FELONY	\$1,189.08	\$2,378.15	2
PRE GRAND JURY-OTHER	\$469.17	\$2,345.86	5
TRESPASSING-FELONY	\$766.46	\$2,299.39	3
CONTRIBUTE DEL MINOR-FELONY	\$2,256.00	\$2,256.00	1
SPEEDING-FELONY	\$2,239.49	\$2,239.49	1
WANTON ENDANGERMENT-MISDEMEANOR	\$319.33	\$2,235.29	7
INDECENT EXPOSURE-MUNICIPAL CHARGES	\$244.58	\$2,201.24	9
WELFARE FRAUD-FELONY	\$709.65	\$2,128.95	3
MISCELLANEOUS-MUNICIPAL CHARGES	\$193.94	\$1,939.36	10
EXTORTION-FELONY	\$1,851.13	\$1,851.13	1
NO OPERATORS-FELONY	\$457.48	\$1,829.91	4
NO OPERATORS 1ST-MISDEMEANOR	\$210.10	\$1,680.76	8
COMPUTER RELATED FRAUD-MISDEMEANOR	\$549.81	\$1,649.42	3
SHOOT W/N 500 FEET-MISDEMEANOR	\$328.40	\$1,642.02	5
PERJURY-FELONY	\$765.47	\$1,530.93	2
RECKLESS DRIVING-MUNICIPAL CHARGES	\$248.01	\$1,488.08	6
DISTURB THE PEACE-MUNICIPAL CHARGES	\$370.16	\$1,480.65	4
UNDER AGE DRINKING-MISDEMEANOR	\$292.21	\$1,461.03	5
WITNESS-OTHER	\$724.26	\$1,448.52	2
CONCEAL DEAD BODY-FELONY	\$361.76	\$1,447.03	4
RESISTING ARREST-MISDEMEANOR	\$178.02	\$1,424.13	8
ATTEMPT-MISDEMEANOR	\$233.90	\$1,403.40	6
INVOL MANSLAUGHTER-FELONY	\$1,394.86	\$1,394.86	1
BRANDISHING WEAPON-MUNICIPAL CHARGES	\$342.53	\$1,370.10	4
RESTITUTION-OTHER	\$684.44	\$1,368.88	2
NEGLIGENT HOMICIDE-FELONY	\$684.19	\$1,368.38	2
REC/TRANS STOLEN PRO-MUNICIPAL CHARGES	\$223.55	\$1,341.27	6
OBSTRUCT CITY PERSONNEL-MISDEMEANOR	\$627.97	\$1,255.93	2
FAIL MAINTAIN CONTROL-MUNICIPAL CHARGES	\$312.00	\$1,248.00	4
SPEEDING-MISDEMEANOR	\$308.94	\$1,235.74	4
NEGLIGENT HOMICIDE-MISDEMEANOR	\$1,159.34	\$1,159.34	1
INDECENT EXPOSURE-FELONY	\$547.21	\$1,094.41	2

**PUBLIC DEFENDER SERVICES
CRIMINAL CHARGE AVERAGE (IN TOTAL DESCENDING COST ORDER)
FISCAL YEAR 2025**

Criminal Charge	Average (\$)	Total (\$)	Count
JUVENILE STATUS MISC-OTHER	\$346.57	\$1,039.70	3
BURGLARY-MISDEMEANOR	\$342.59	\$1,027.78	3
PERMITTING DUI-MISDEMEANOR	\$1,020.40	\$1,020.40	1
FORFEITURE-MISDEMEANOR	\$332.37	\$997.11	3
LITTERING-MUNICIPAL CHARGES	\$156.22	\$937.34	6
OPEN CONTAINER-MUNICIPAL CHARGES	\$223.69	\$894.76	4
INVOL MANSLAUGHTER-MISDEMEANOR	\$889.65	\$889.65	1
EXTORTION-MISDEMEANOR	\$888.93	\$888.93	1
ANIMAL CONTROL-MUNICIPAL CHARGES	\$292.92	\$878.76	3
JAIL ESCAPE-MISDEMEANOR	\$410.00	\$820.00	2
UNLAWFUL WOUNDING-MISDEMEANOR	\$392.71	\$785.41	2
BRIBERY-MISDEMEANOR	\$367.10	\$734.20	2
SOLICIT/PROSTITUTION-MUNICIPAL CHARGES	\$366.50	\$733.00	2
PORNOGRAPHY-MISDEMEANOR	\$243.60	\$730.79	3
SEXUAL ABUSE-MISDEMEANOR	\$720.00	\$720.00	1
FAIL TO REG SEX OFFENDER-MISDEMEANOR	\$238.14	\$714.43	3
JOYRIDING-FELONY	\$707.21	\$707.21	1
VOL MANSLAUGHTER-FELONY	\$642.28	\$642.28	1
RESISTING ARREST-FELONY	\$212.45	\$637.35	3
PERMITTING DUI-MUNICIPAL CHARGES	\$629.45	\$629.45	1
DUI/W DEATH-FELONY	\$606.00	\$606.00	1
ARSON-MISDEMEANOR	\$298.49	\$596.98	2
AIDING & ABETTING-MISDEMEANOR	\$197.11	\$591.32	3
INTIMIDATE WITNESS-MISDEMEANOR	\$560.14	\$560.14	1
FORGERY & UTTERING-MISDEMEANOR	\$278.16	\$556.32	2
EXPUNGEMENT-OTHER	\$552.90	\$552.90	1
OPEN CONTAINER-MISDEMEANOR	\$159.45	\$478.34	3
FAILURE TO APPEAR-MUNICIPAL CHARGES	\$477.15	\$477.15	1
WORTHLESS CHECKS-MISDEMEANOR	\$475.51	\$475.51	1
PEACE WARRANT-MISDEMEANOR	\$222.38	\$444.76	2
PATERNITY-PATERNITY	\$384.72	\$384.72	1
DNR CHARGE-MUNICIPAL CHARGES	\$185.08	\$370.16	2
CONSPIRACY-MUNICIPAL CHARGES	\$368.00	\$368.00	1
RESISTING ARREST-MUNICIPAL CHARGES	\$352.02	\$352.02	1
MOTOR VEHICLE SAFETY N/P-MISDEMEANOR	\$337.79	\$337.79	1
SHOOT W/N 500 FEET-MUNICIPAL CHARGES	\$332.08	\$332.08	1
FAIL PAY CHILD SUPPORT-MISDEMEANOR	\$152.00	\$304.00	2
NO PROOF OF INS 1ST-MISDEMEANOR	\$137.00	\$274.00	2

**PUBLIC DEFENDER SERVICES
CRIMINAL CHARGE AVERAGE (IN TOTAL DESCENDING COST ORDER)
FISCAL YEAR 2025**

Criminal Charge	Average (\$)	Total (\$)	Count
PERMIT UNAUTH/DRIVE-FELONY	\$260.00	\$260.00	1
ALCOHOL IN VEHICLE-MISDEMEANOR	\$124.23	\$248.45	2
TAX EVASION-MISDEMEANOR	\$223.22	\$223.22	1
AUTO TAMPERING-MUNICIPAL CHARGES	\$207.40	\$207.40	1
DEADLY WEAPON-MUNICIPAL CHARGES	\$99.00	\$198.00	2
BRIBERY-FELONY	\$144.00	\$144.00	1
SOLICIT/PROSTITUTION-MISDEMEANOR	\$144.00	\$144.00	1
FRAUD-MUNICIPAL CHARGES	\$124.00	\$124.00	1
MFG/POSS OR DIST OF METH-MUNICIPAL CHARGES	\$74.00	\$74.00	1
GAL ADULT-CLAIMS REFUSED	\$59.82	\$59.82	1
OBSTRUCT CITY PERSONNEL-FELONY	\$47.28	\$47.28	1
TOTAL	\$909.42	\$32,269,839.33	35,484

Page intentionally left blank



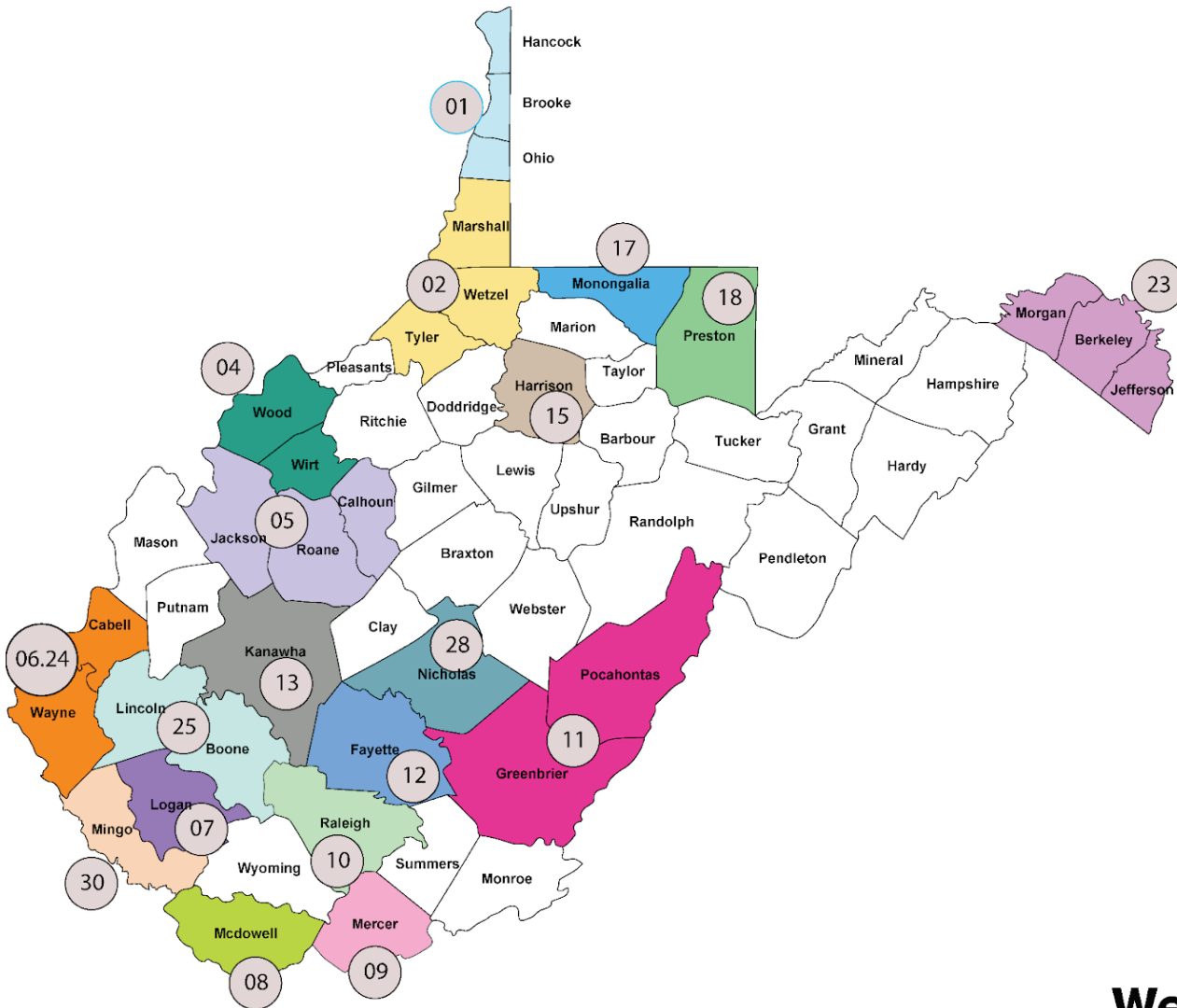
Donations to a food drive organized by the Public Defender Corporation in Raleigh County.

Appendix B:

Public Defender Corporation Statistics

- PDC Office Map
- Funding
- Attorney Time
- Total Cases Closed

PUBLIC DEFENDER CORPORATION CIRCUITS FY 2025*



West Virginia Public Defender Corporations (PDCs) 31 Counties Served by 19 PDCs

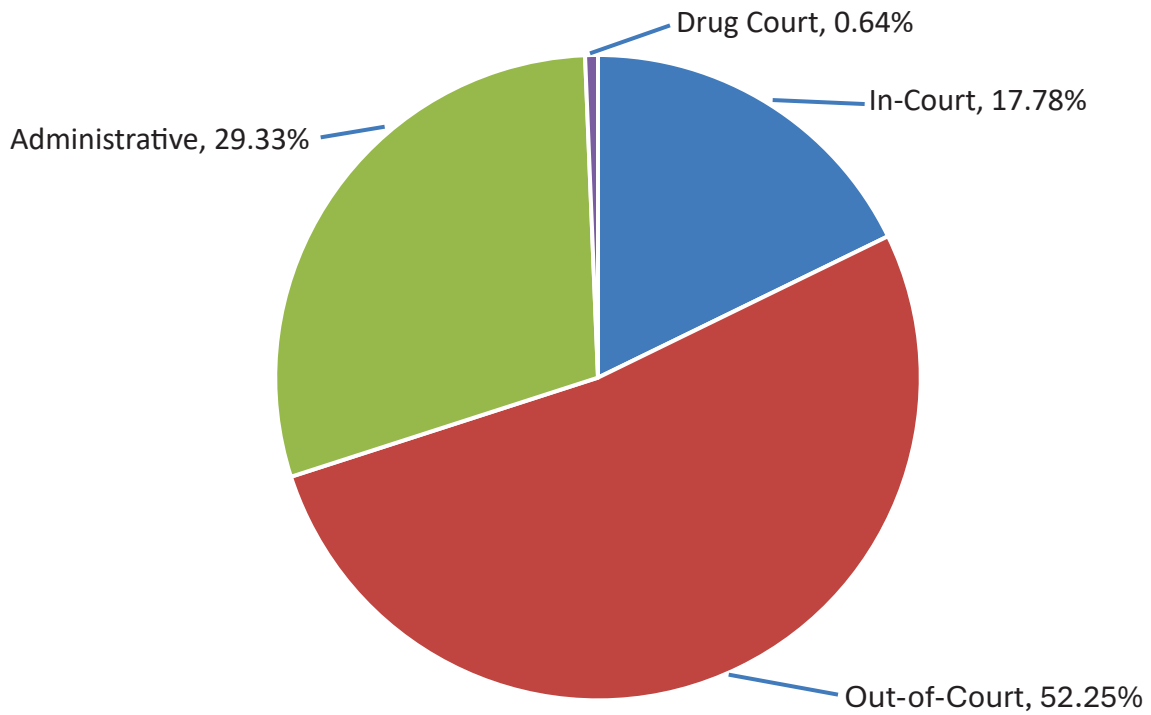
* While West Virginia's Judicial Circuits were changed beginning July 1, 2025, the Public Defender Corporations were funded according to the previous circuit map. Thus, for the sake of clarity, this Annual Report uses the previous judicial map and numbers.

**PUBLIC DEFENDER CORPORATIONS
FUNDING BREAKDOWN
FY 2025**

Circuit	Distributed Contractual Amounts	Total Funds Allocated	TOTAL
1	\$1,387,000.00	\$29,559.92	\$1,416,559.92
2	\$578,000.00	\$13,794.63	\$591,794.63
4	\$1,710,000.00	\$36,457.23	\$1,746,457.23
5	\$1,200,000.00	\$23,647.93	\$1,223,647.93
6/24	\$2,119,000.00	\$43,354.54	\$2,162,354.54
7	\$776,000.00	\$13,794.63	\$789,794.63
8	\$549,000.00	\$9,853.31	\$558,853.31
9	\$1,111,000.00	\$25,618.59	\$1,136,618.59
10	\$1,524,000.00	\$36,457.23	\$1,560,457.23
11	\$733,000.00	\$15,765.29	\$748,765.29
12	\$697,000.00	\$11,823.97	\$708,823.97
13	\$3,829,000.00	\$76,855.78	\$3,905,855.78
15	\$1,210,000.00	\$27,589.26	\$1,237,589.26
17	\$1,400,000.00	\$27,589.26	\$1,427,589.26
18	\$496,000.00	\$9,853.31	\$505,853.31
23	\$3,132,000.00	\$67,002.48	\$3,199,002.48
25	\$901,000.00	\$21,677.27	\$922,677.27
28	\$404,000.00	\$7,882.64	\$411,882.64
30	\$685,000.00	\$15,765.29	\$700,765.29
PDCs Total	\$24,441,000.00	\$514,342.56	\$24,955,342.56

**PUBLIC DEFENDER CORPORATIONS
ATTORNEY TIME BY IN-COURT/OUT-OF-COURT/ADMINISTRATIVE/DRUG COURT
FY 2025**

In-Court	41,043.0
Out-of-Court	120,623.1
Administrative	67,699.9
Drug Court	1,481.7
Total Time	<u>230,847.7</u>



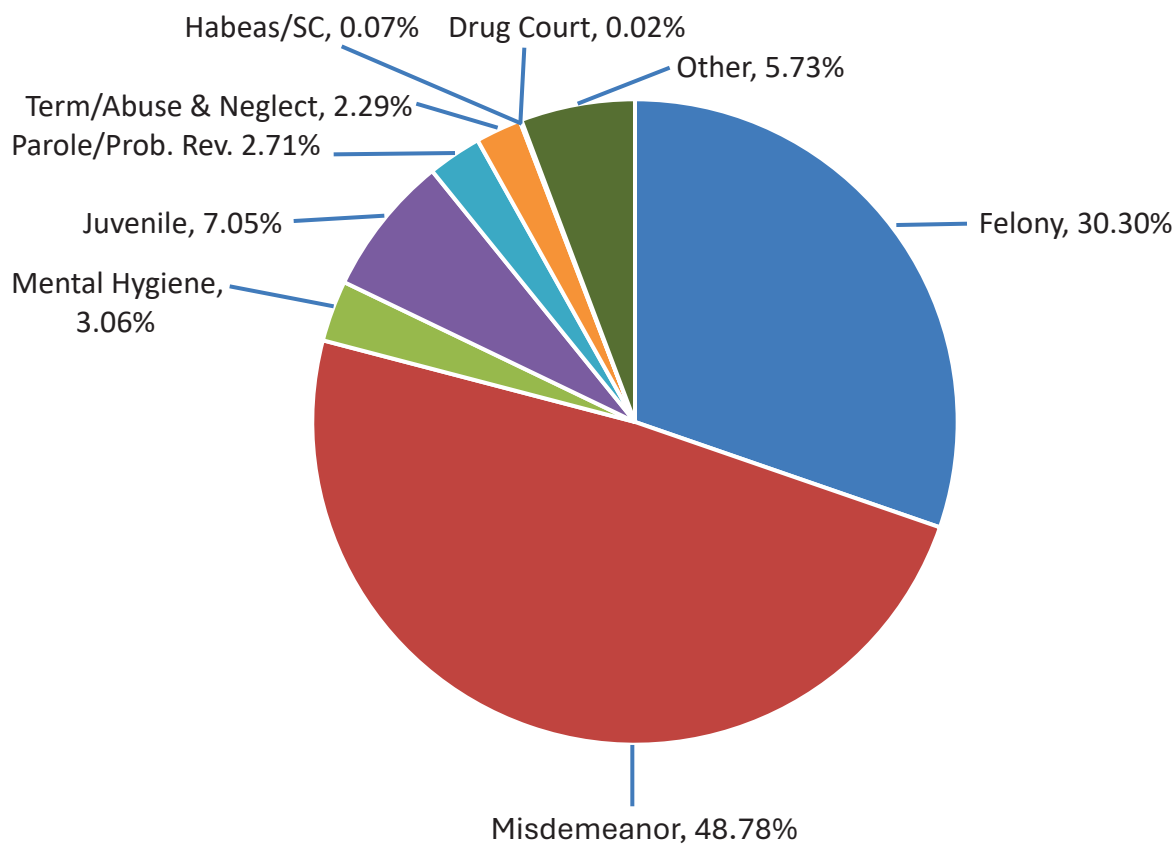
PUBLIC DEFENDER CORPORATIONS
ATTORNEY TIME BY IN-COURT / OUT-OF-COURT / ADMINISTRATION / DRUG COURT
FY 2025

Circuit	In Court	Out of Court	Admin.*	Drug Court	TOTAL
1	3,399.0	6,918.1	2,697.6	0.0	13,014.7
2	801.2	4,464.3	1,734.8	0.0	7,000.3
4	1,748.8	7,534.8	5,088.6	0.0	14,372.2
5	1,948.7	6,047.3	3,844.3	203.0	12,043.3
6/24	6,027.0	10,500.9	4,779.6	214.5	21,522.0
7	1,127.8	2,441.5	1,483.4	92.4	5,145.1
8	464.1	1,652.5	715.5	16.6	2,848.7
9	1,369.6	6,410.5	2,491.9	14.9	10,286.9
10	2,652.6	3,055.9	7,023.3	313.0	13,044.8
11	1,088.1	6,437.0	2,949.6	2.0	10,476.7
12	1,434.2	3,752.4	1,708.6	235.3	7,130.5
13	5,398.2	18,169.0	12,838.7	55.3	36,461.2
15	1,273.1	5,949.0	357.4	4.6	7,584.1
17	2,249.6	12,306.6	3,272.2	0.0	17,828.4
18	1,156.4	4,127.1	1,904.6	0.0	7,188.1
23	4,530.0	9,409.4	8,875.4	0.0	22,814.8
25	1,589.5	5,419.5	2,594.1	130.0	9,733.1
28	1,167.2	1,963.4	786.3	143.1	4,060.0
30	1,617.9	4,063.9	2,554.0	57.0	8,292.8
PDCs Total	41,043.0	120,623.1	67,699.9	1,481.7	230,847.7
PDCs %	17.78%	52.25%	29.33%	0.64%	100.00%

** Note: The Summary of Hours illustrates the difference in considering the total administration time reported by Public Defenders. These Administrative Hours include Holiday, Sick, and Annual Leave hours paid to Corporation Attorneys. Moreover, it includes performance reviews as well as management of the facilities and personnel. It also includes time that cannot be readily allocated to a single case such as representing numerous clients on the same day in municipal court and peer reviewing files to ensure adequate legal representation by counsel.*

**PUBLIC DEFENDER CORPORATIONS
TOTAL CASES CLOSED
FY 2025**

Felony	9,231
Misdemeanor	14,858
Mental Hygiene	932
Juvenile	2,147
Parole/Prob. Rev.	825
Term/Abuse & Neglect	698
Habeas/Supreme Court	20
Drug Court	5
Other	1,746
Total Cases Closed	30,462



**PUBLIC DEFENDER CORPORATIONS
CASES CLOSED BY CIRCUIT AND CASE TYPE
FY 2025**

Circuit	Felony	Misdemeanor	Mental Hygiene	Juvenile	Parole Probation Revocation	Termin/Abuse & Neglect	Habeas/SC	Drug Court	Other	TOTAL
1	470	1,144	-	92	22	-	-	-	197	1,925
2	271	432	1	47	82	45	-	-	13	891
4	721	1,180	198	63	6	81	-	-	69	2,318
5	523	465	34	54	-	48	-	-	17	1,141
6/24	1,409	1,513	-	321	126	-	-	-	51	3,420
7	363	531	34	30	59	4	-	4	143	1,168
8	120	307	36	17	-	29	1	-	90	600
9	229	722	33	73	44	101	4	-	196	1,402
10	613	955	188	187	138	-	-	-	46	2,127
11	206	370	16	35	17	11	3	-	29	687
12	273	252	41	25	10	51	3	-	19	674
13	1,215	2,324	144	524	123	-	2	-	435	4,767
15	422	717	-	377	42	13	3	1	41	1,616
17	582	819	5	28	-	29	2	-	7	1,472
18	147	190	14	11	48	3	-	-	94	507
23	1,015	1,889	136	158	90	212	2	-	256	3,758
25	151	565	2	72	17	10	-	-	3	820
28	112	245	24	17	-	50	-	-	12	460
30	389	238	26	16	1	11	-	-	28	709
PDCs Total	9,231	14,858	932	2,147	825	698	20	5	1,746	30,462
PDCs %	30.30%	48.78%	3.06%	7.05%	2.71%	2.29%	0.07%	0.02%	5.73%	100.00%

Page intentionally left blank



Kathleen Murphy, the Public Defender for Nicholas County, being interviewed by PDS Summer Interns.

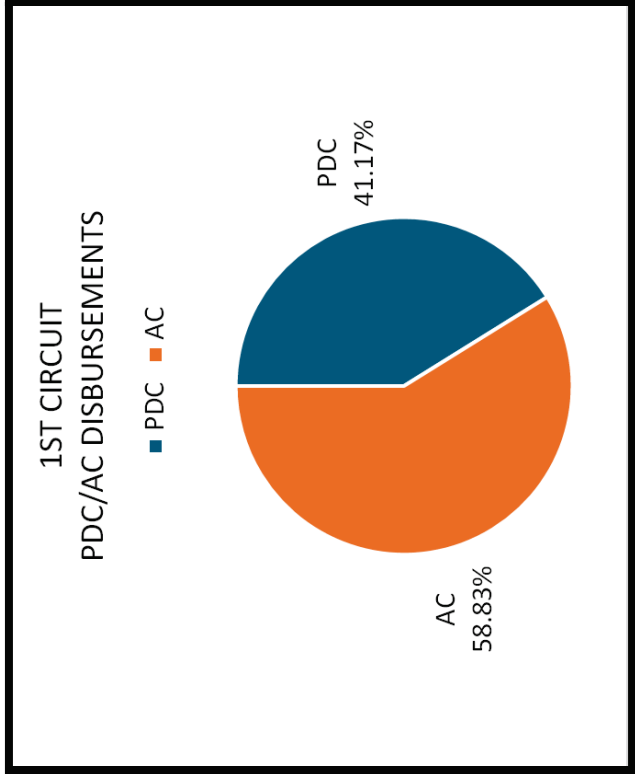
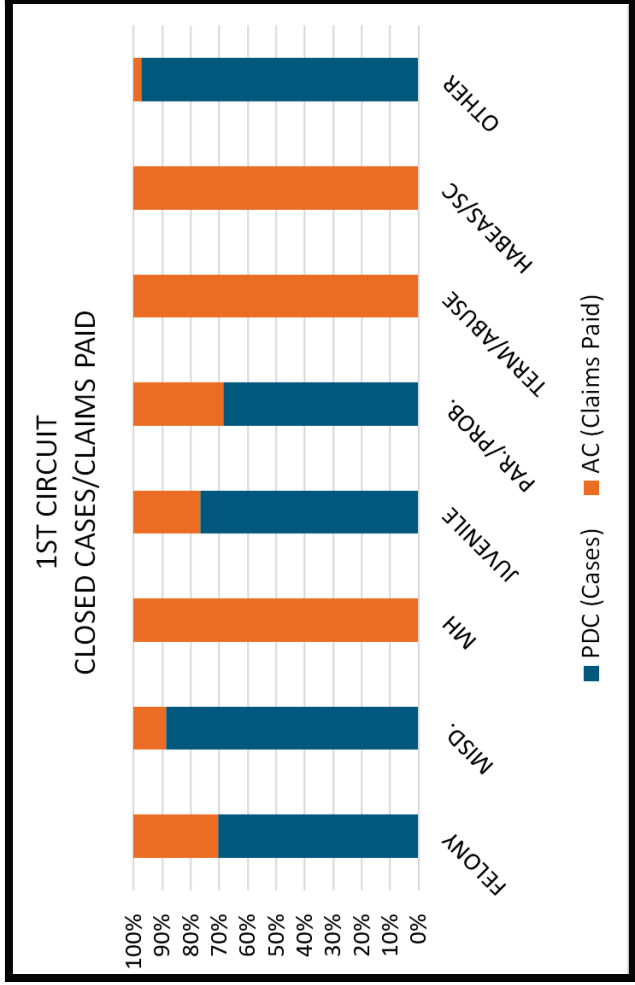
Appendix C:

Appointed Counsel/PDC Comparisons

- Circuits 1, 2, 3, 4, 5, 6/24, 7, 8, 9, 10, 11, 12, 13, 15, 17, 18, 23, 25, 28, & 30
- Statistics for Both PDC and Appointed Counsel Statewide
- All PDC Circuits – PDC Cases Closed Compared to AC Claims

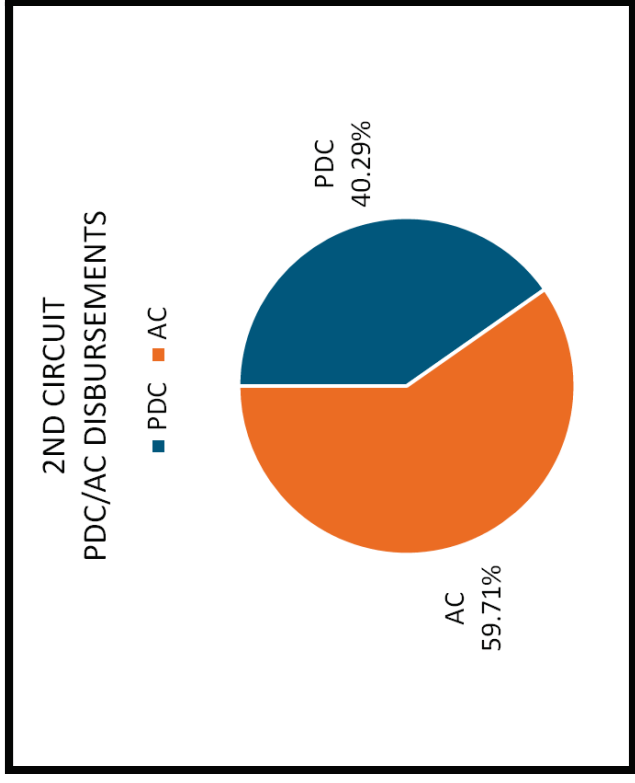
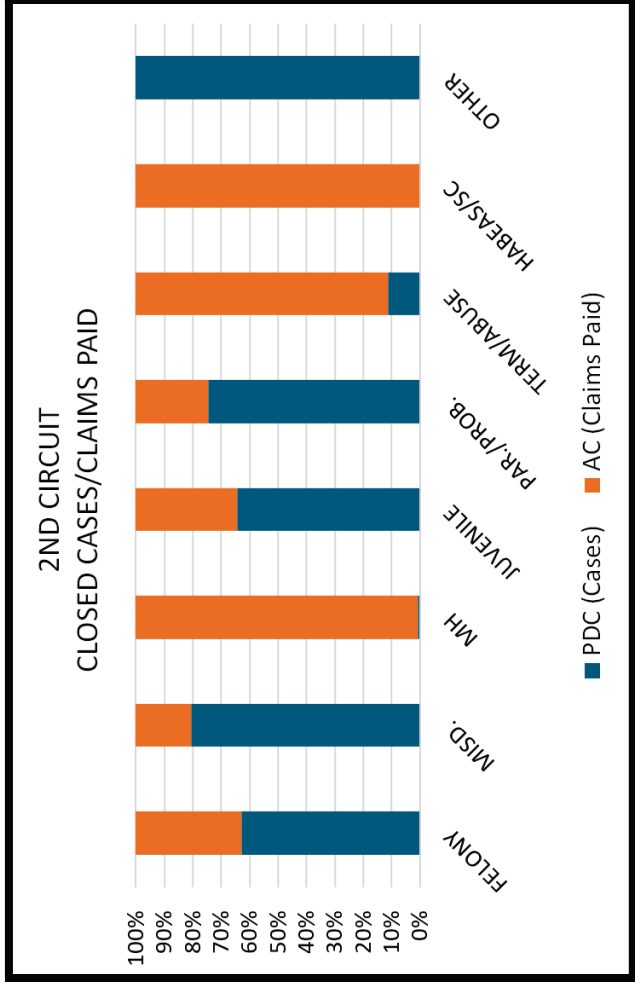
**1ST CIRCUIT (BROOKE, HANCOCK & OHIO COUNTIES)
PDC CASES CLOSED COMPARED TO AC CLAIMS PAID FY 2025**

CASE TYPES	PDC	AC	TOTAL	%PDC	%AC	PDC DISBURSEMENTS	AC DISBURSEMENTS	TOTAL	%PDC	%AC
FELONY	470	197	667	70.46%	29.54%	\$1,416,559.92	\$2,024,502.77	\$3,441,062.69	41.17%	58.83%
MISD.	1,144	146	1,290	88.68%	11.32%					
MH	-	43	43	0.00%	100.00%					
JUVENILE	92	28	120	76.67%	23.33%					
PAR./PROB.	22	10	32	68.75%	31.25%					
TERM/ABUSE	-	505	505	0.00%	100.00%					
HABEAS/SC	-	24	24	0.00%	100.00%					
OTHER	197	5	202	97.52%	2.48%					
TOTAL	1,925	958	2,883	66.77%	33.23%	\$735.88	\$2,113.26			



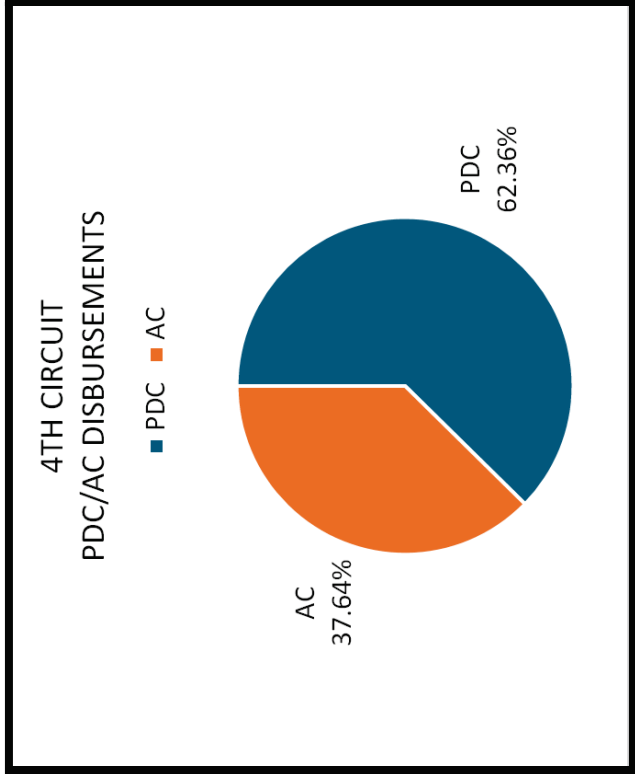
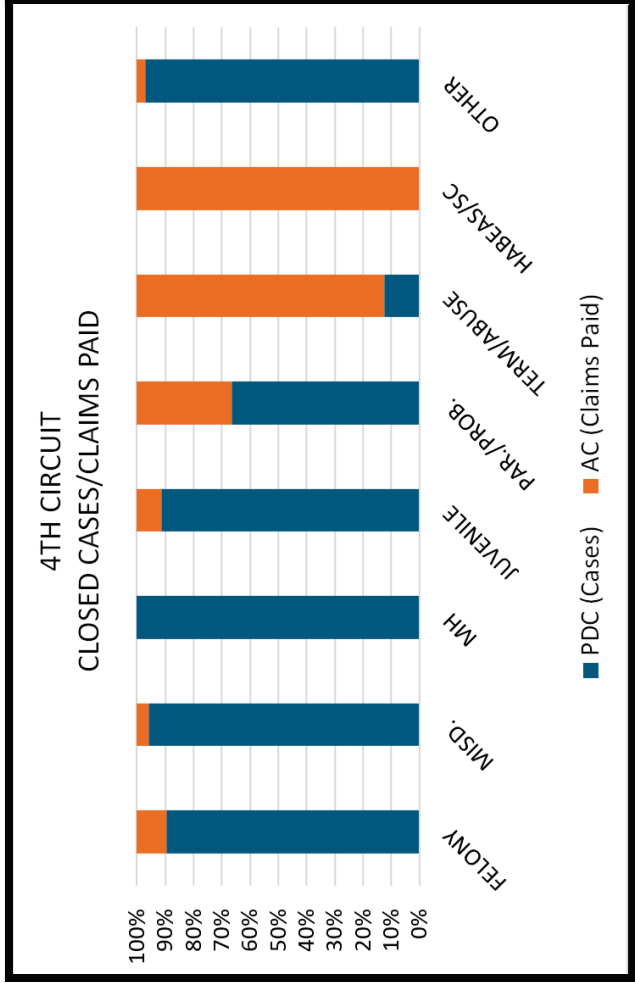
**2ND CIRCUIT (MARSHALL, TYLER & WETZEL COUNTIES)
PDC CASES CLOSED COMPARED TO AC CLAIMS PAID FY 2025**

CASE TYPES	PDC	AC	TOTAL	%PDC	%AC	PDC DISBURSEMENTS	AC DISBURSEMENTS	TOTAL	%PDC	%AC
FELONY	271	159	430	63.02%	36.98%	\$591,794.63	\$877,010.40	\$1,468,805.03	40.29%	59.71%
MISD.	432	104	536	80.60%	19.40%					
MH	1	142	143	0.70%	99.30%					
JUVENILE	47	26	73	64.38%	35.62%					
PAR./PROB.	82	28	110	74.55%	25.45%					
TERM/ABUSE	45	352	397	11.34%	88.66%					
HABEAS/SC	-	13	13	0.00%	100.00%					
OTHER	13	-	13	100.00%	0.00%					
TOTAL	891	824	1,715	51.95%	48.05%	\$664.19	\$1,064.33			



**4TH CIRCUIT (WIRT & WOOD COUNTIES)
PDC CASES CLOSED COMPARED TO AC CLAIMS PAID FY 2025**

CASE TYPES	PDC	AC	TOTAL	%PDC	%AC	PDC DISBURSEMENTS	AC DISBURSEMENTS	TOTAL	%PDC	%AC
FELONY	721	84	805	89.57%	10.43%	\$1,746,457.23	\$1,054,112.07	\$2,800,569.30	62.36%	37.64%
MISD.	1,180	51	1,231	95.86%	4.14%					
MH	198	-	198	100.00%	0.00%					
JUVENILE	63	6	69	91.30%	8.70%					
PAR./PROB.	6	3	9	66.67%	33.33%					
TERM/ABUSE	81	566	647	12.52%	87.48%					
HABEAS/SC	-	24	24	0.00%	100.00%					
OTHER	69	2	71	97.18%	2.82%					
TOTAL	2,318	736	3,054	75.90%	24.10%	\$753.43	\$1,432.22			

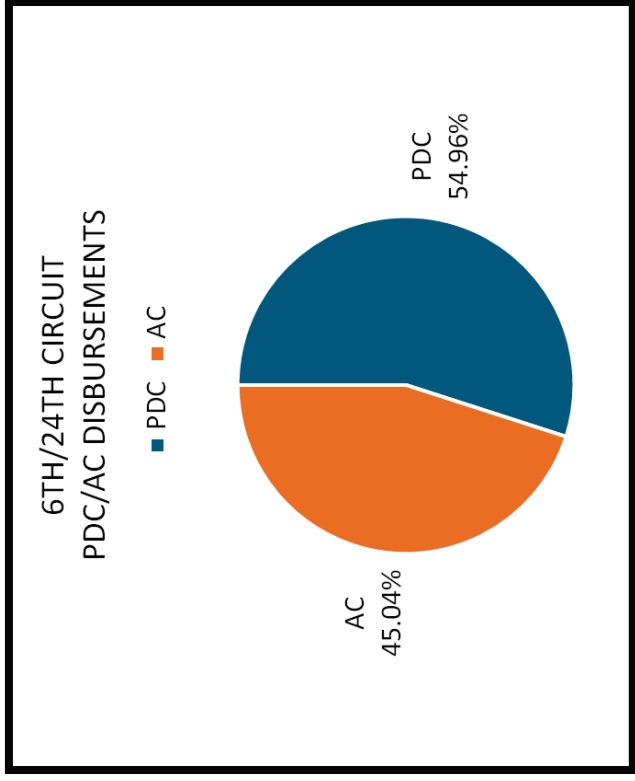
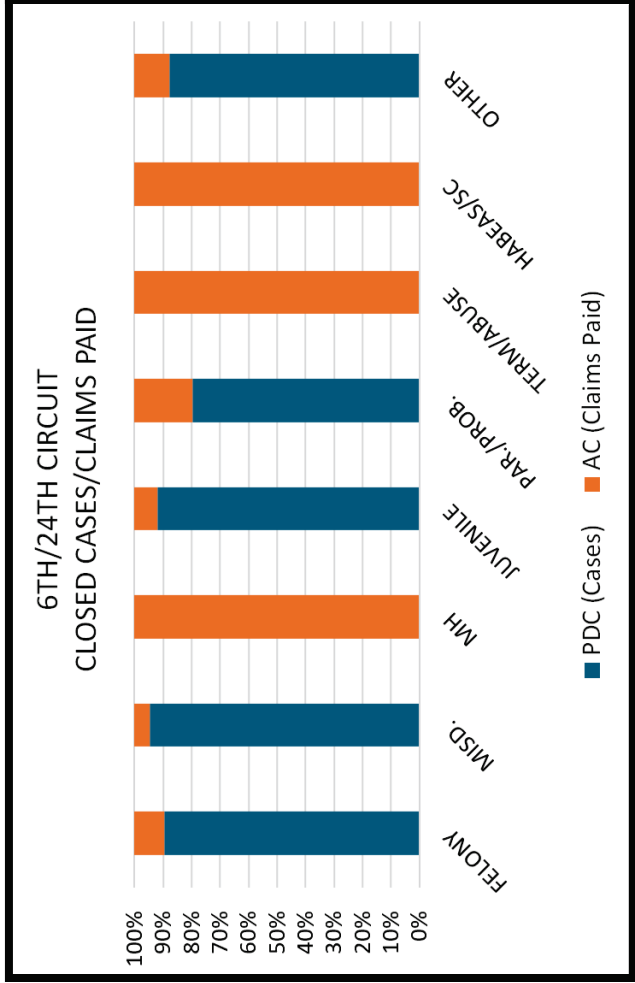


6TH CIRCUIT and 24TH CIRCUIT (CABELL AND WAYNE COUNTIES)

PDC CASES CLOSED COMPARED TO AC CLAIMS PAID FY 2025

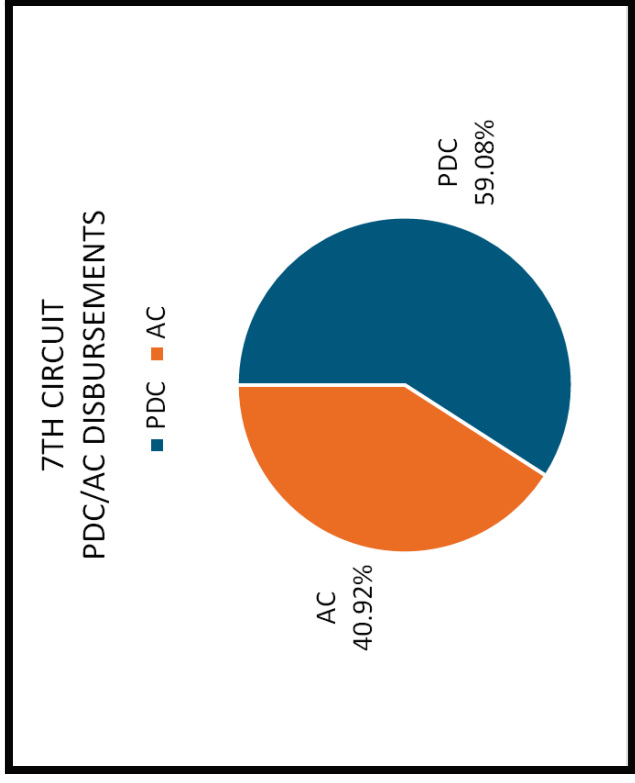
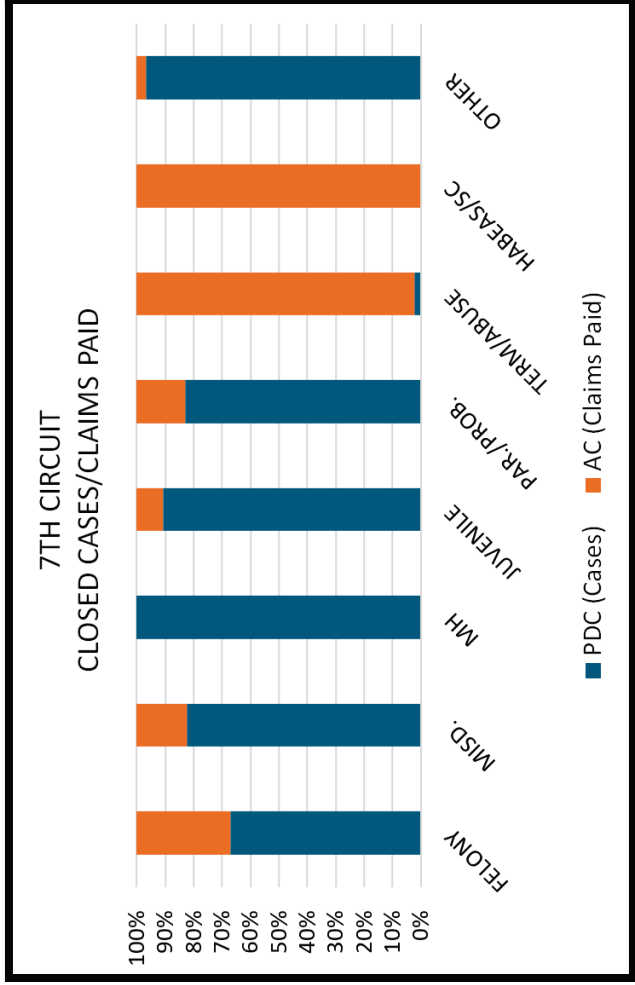
*The 6th/24th Circuits operate under one Public Defender Corporation, therefore AC figures include both Cabell and Wayne counties.

CASE TYPES	PDC		AC		PDC		AC		TOTAL	%PDC	%AC
	DISBURSEMENTS	PER CASE	DISBURSEMENTS	PER CASE	DISBURSEMENTS	PER CASE	DISBURSEMENTS	PER CASE			
FELONY	1,409	165	1,574	10.48%	\$2,162,354.54	\$632.27	\$1,771,481.40	\$1,442.57	\$3,933,835.94	54.96%	45.04%
MISD.	1,513	86	1,599	5.38%							
MH	-	16	16	100.00%							
JUVENILE	321	28	349	8.02%							
PAR./PROB.	126	32	158	20.25%							
TERM/ABUSE	-	861	861	100.00%							
HABEAS/SC	-	33	33	100.00%							
OTHER	51	7	58	12.07%							
TOTAL	3,420	1,228	4,648	26.42%							



**7TH CIRCUIT (LOGAN COUNTY)
PDC CASES CLOSED COMPARED TO AC CLAIMS PAID FY 2025**

CASE TYPES	PDC	AC	TOTAL	%PDC	%AC	PDC DISBURSEMENTS	AC DISBURSEMENTS	TOTAL	%PDC	%AC
FELONY	363	178	541	67.10%	32.90%	\$789,794.63	\$546,954.24	\$1,336,748.87	59.08%	40.92%
MISD.	531	113	644	82.45%	17.55%					
MH	34	-	34	100.00%	0.00%					
JUVENILE	30	3	33	90.91%	9.09%					
PAR./PROB.	59	12	71	83.10%	16.90%					
TERM/ABUSE	4	160	164	2.44%	97.56%					
HABEAS/SC	-	2	2	0.00%	100.00%					
OTHER	147	5	152	96.71%	3.29%					
TOTAL	1,168	473	1,641	71.18%	28.82%	\$676.19	\$1,156.35			

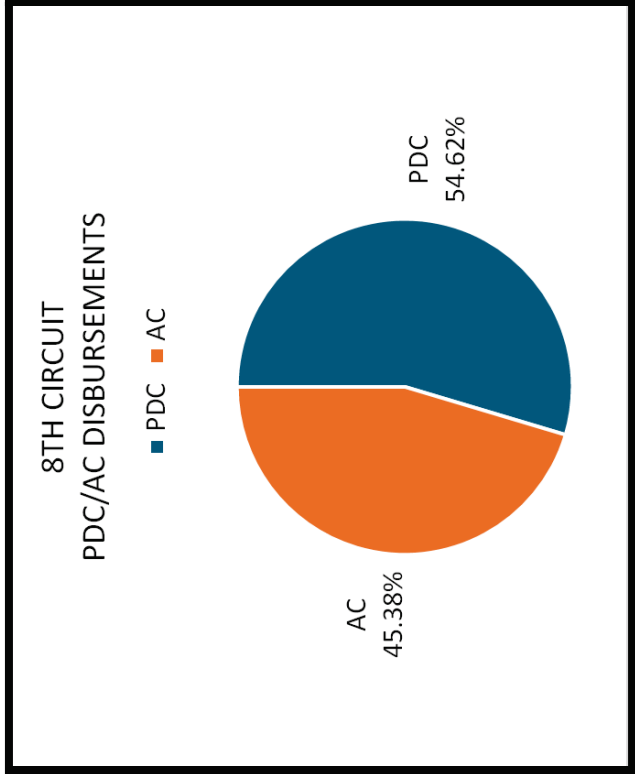
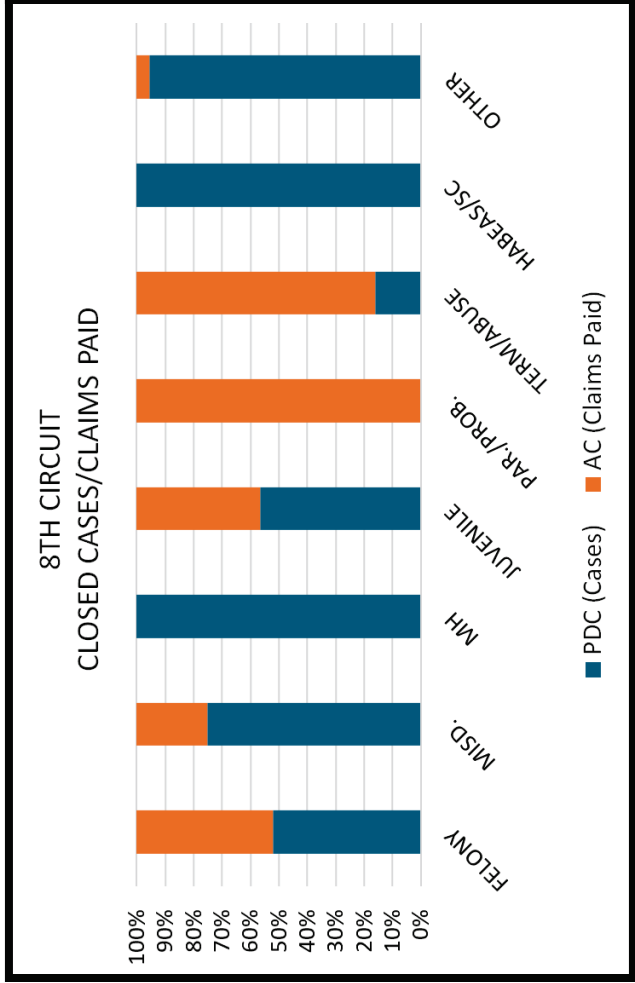


**8TH CIRCUIT (MCDOWELL COUNTY)
PDC CASES CLOSED COMPARED TO AC CLAIMS PAID FY 2025**

CASE TYPES	PDC	AC	TOTAL	%PDC	%AC	PDC DISBURSEMENTS	AC DISBURSEMENTS	TOTAL	%PDC	%AC
FELONY	120	110	230	52.17%	47.83%	\$558,853.31	\$464,376.74	\$1,023,230.05	54.62%	45.38%
MISD.	307	101	408	75.25%	24.75%					
MH	36	-	36	100.00%	0.00%					
JUVENILE	17	13	30	56.67%	43.33%					
PAR./PROB.	-	3	3	0.00%	100.00%					
TERM/ABUSE	29	152	181	16.02%	83.98%					
HABEAS/SC	1	-	1	100.00%	0.00%					
OTHER	90	4	94	95.74%	4.26%					
TOTAL	600	383	983	61.04%	38.96%	\$931.42	\$1,212.47			

AVG. PDC COST PER CASE
\$931.42

AVG. AC COST PER CASE
\$1,212.47

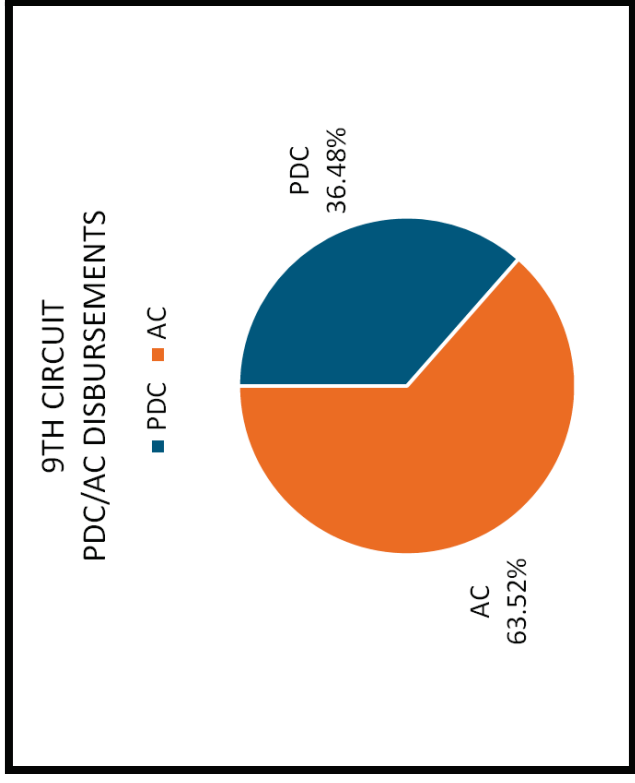
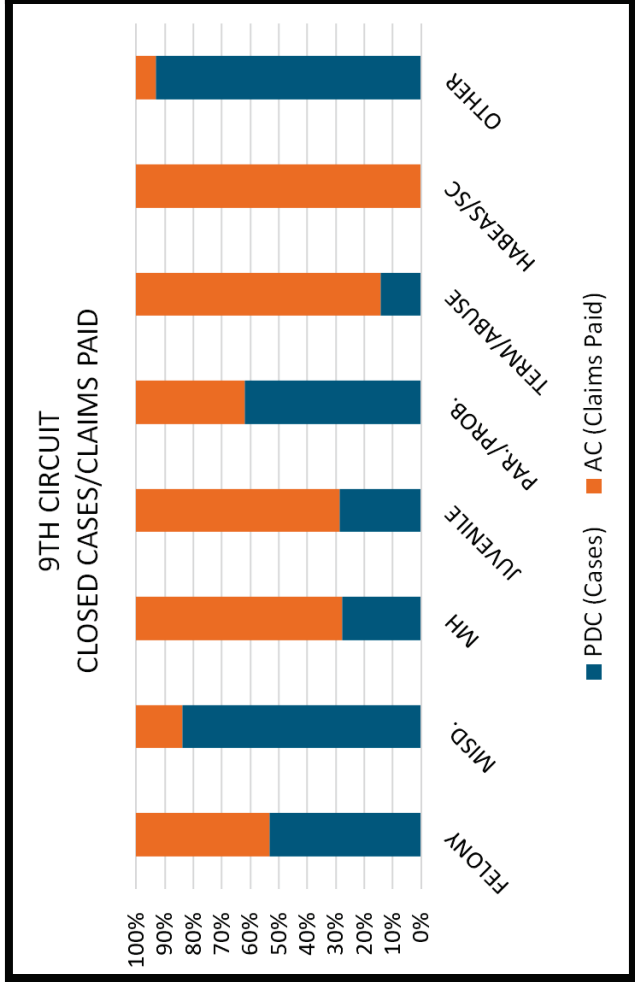


**9TH CIRCUIT (MERCER COUNTY)
PDC CASES CLOSED COMPARED TO AC CLAIMS PAID FY 2025**

CASE TYPES	PDC	AC	TOTAL	%PDC	%AC	PDC DISBURSEMENTS	AC DISBURSEMENTS	TOTAL	%PDC	%AC
FELONY	229	200	429	53.58%	46.62%	\$1,136,618.59	\$1,979,042.27	\$3,115,660.86	36.48%	63.52%
MISD.	722	139	861	83.86%	16.14%					
MH	33	85	118	27.97%	72.03%					
JUVENILE	73	181	254	28.74%	71.26%					
PAR./PROB.	44	27	71	61.97%	38.03%					
TERM/ABUSE	101	600	701	14.41%	85.59%					
HABEAS/SC	-	7	7	0.00%	100.00%					
OTHER	196	14	210	93.33%	6.67%					
TOTAL	1,402	1,253	2,655	52.81%	47.19%	\$810.71	\$1,579.44			

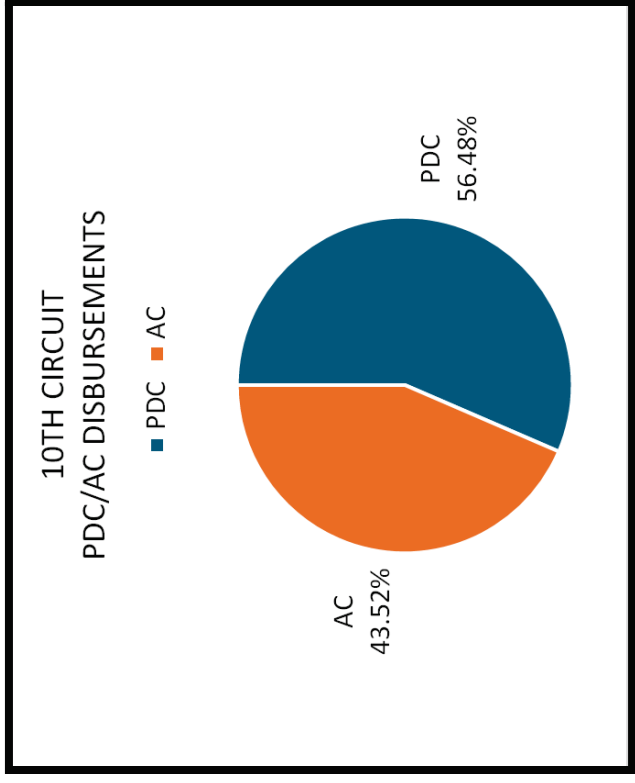
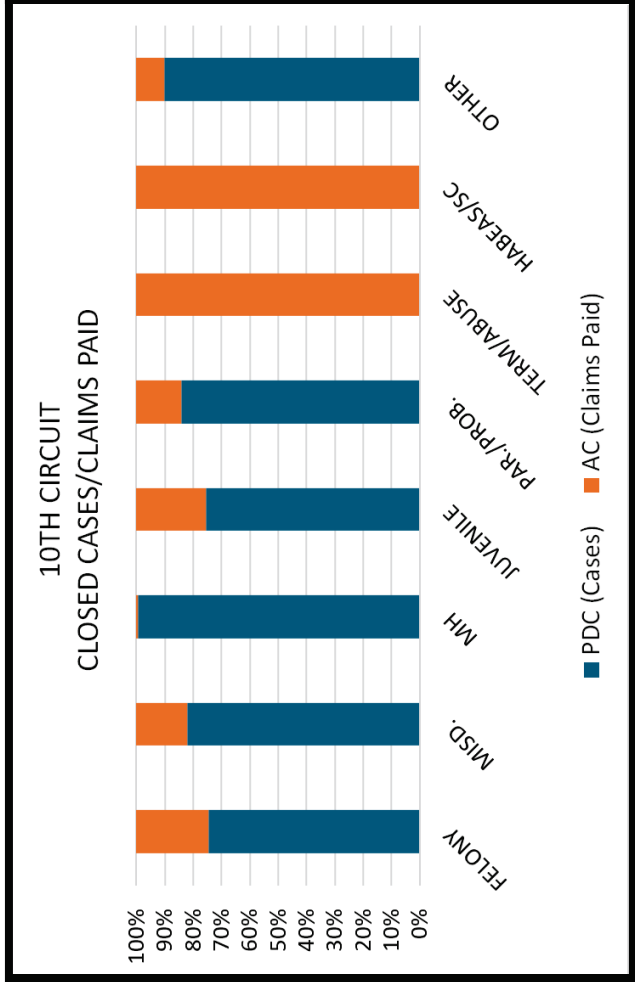
AVG. PDC COST PER CASE
\$810.71

AVG. AC COST PER CASE
\$1,579.44



**10TH CIRCUIT (RALEIGH COUNTY)
PDC CASES CLOSED COMPARED TO AC CLAIMS PAID FY 2025**

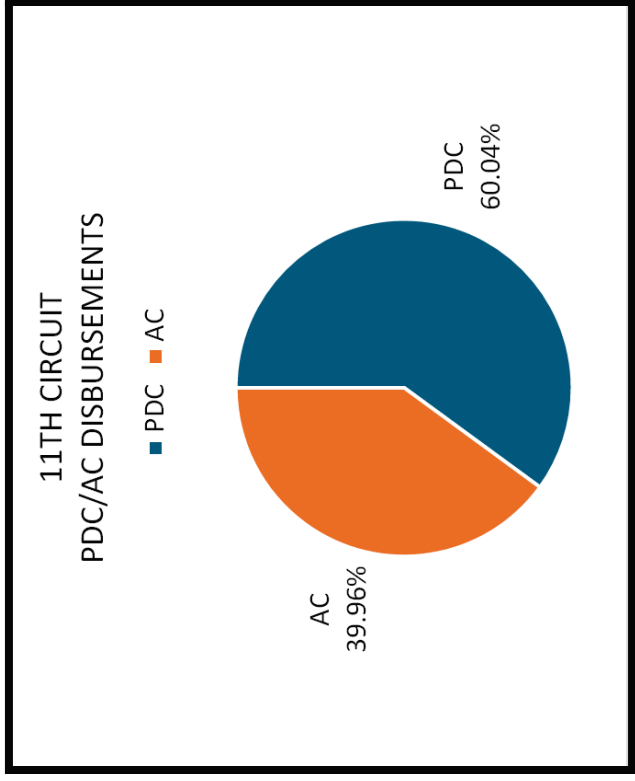
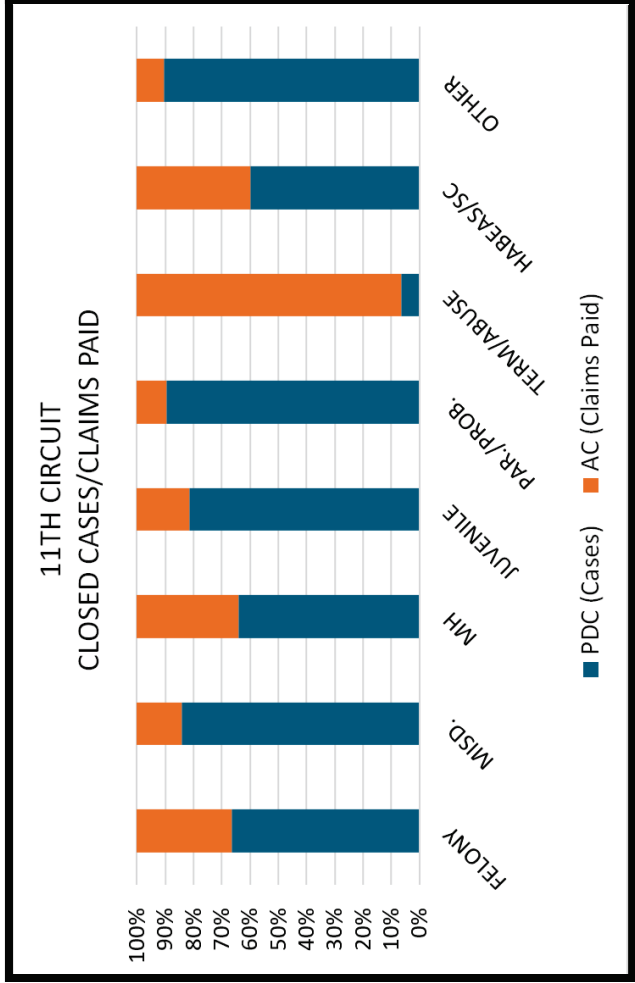
CASE TYPES	PDC	AC	TOTAL	%PDC	%AC	PDC DISBURSEMENTS	AC DISBURSEMENTS	TOTAL	%PDC	%AC
FELONY	613	207	820	74.76%	25.24%	\$1,560,457.23	\$1,202,367.88	\$2,762,825.11	56.48%	43.52%
MISD.	955	207	1,162	82.19%	17.81%					
MH	188	1	189	99.47%	0.53%					
JUVENILE	187	61	248	75.40%	24.60%					
PAR./PROB.	138	26	164	84.15%	15.85%					
TERM/ABUSE	-	254	254	0.00%	100.00%					
HABEAS/SC	-	11	11	0.00%	100.00%					
OTHER	46	5	51	90.20%	9.80%					
TOTAL	2,127	772	2,899	73.37%	26.63%	\$733.64	\$1,557.47			



**11TH CIRCUIT (GREENBRIER & POCAHONTAS COUNTIES)
PDC CASES CLOSED COMPARED TO AC CLAIMS PAID FY 2025**

CASE TYPES	PDC	AC	TOTAL	%PDC	%AC	PDC DISBURSEMENTS	AC DISBURSEMENTS	TOTAL	%PDC	%AC
FELONY	206	103	309	66.67%	33.33%	\$748,765.29	\$498,384.72	\$1,247,150.01	60.04%	39.96%
MISD.	370	70	440	84.09%	15.91%					
MH	16	9	25	64.00%	36.00%					
JUVENILE	35	8	43	81.40%	18.60%					
PAR./PROB.	17	2	19	89.47%	10.53%					
TERM/ABUSE	11	157	168	6.55%	93.45%					
HABEAS/SC	3	2	5	60.00%	40.00%					
OTHER	29	3	32	90.63%	9.37%					
TOTAL	687	354	1,041	65.99%	34.01%					

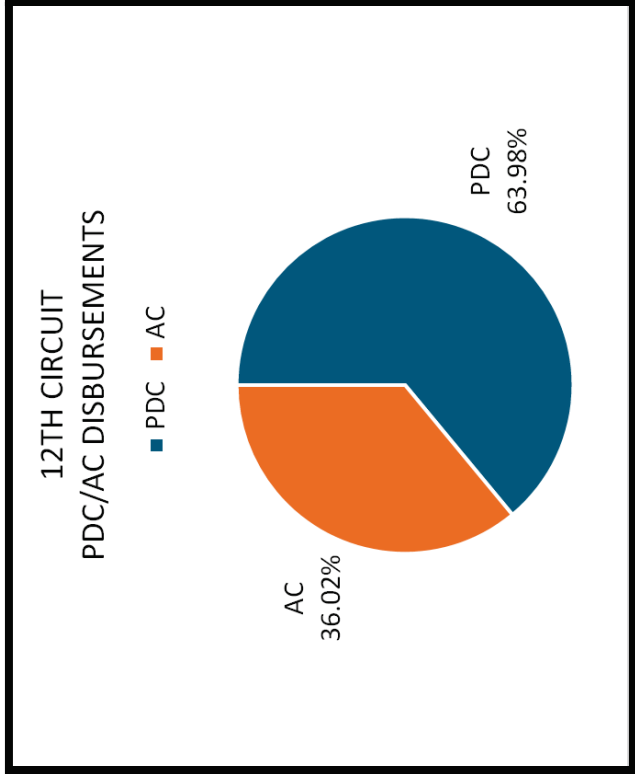
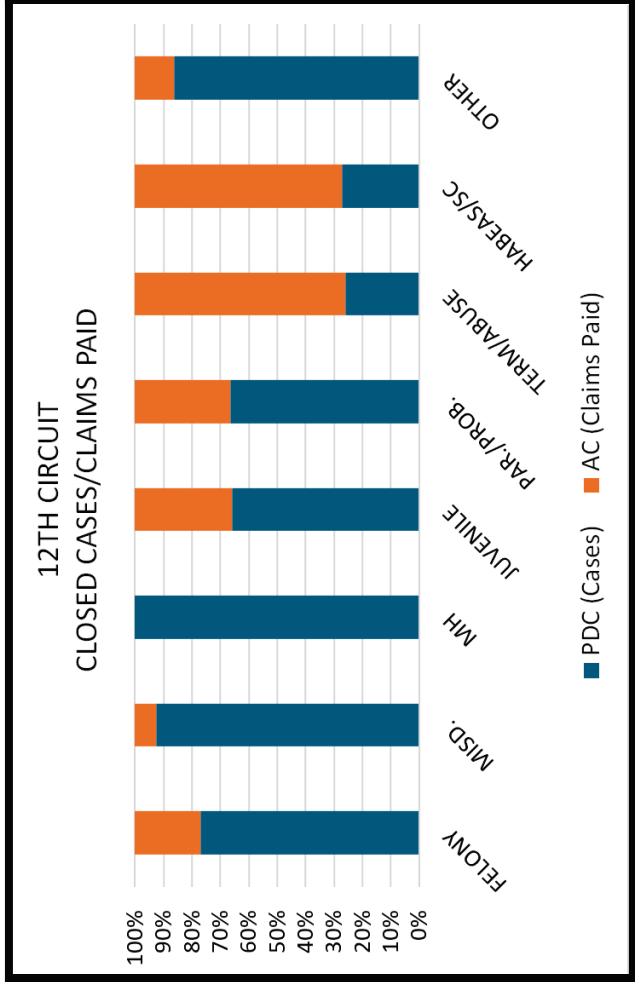
	PDC	AC	AVG. PDC COST PER CASE	AVG. AC COST PER CASE
	687	354	\$1,089.91	\$1,407.87



**12TH CIRCUIT (FAYETTE COUNTY)
PDC CASES CLOSED COMPARED TO AC CLAIMS PAID FY 2025**

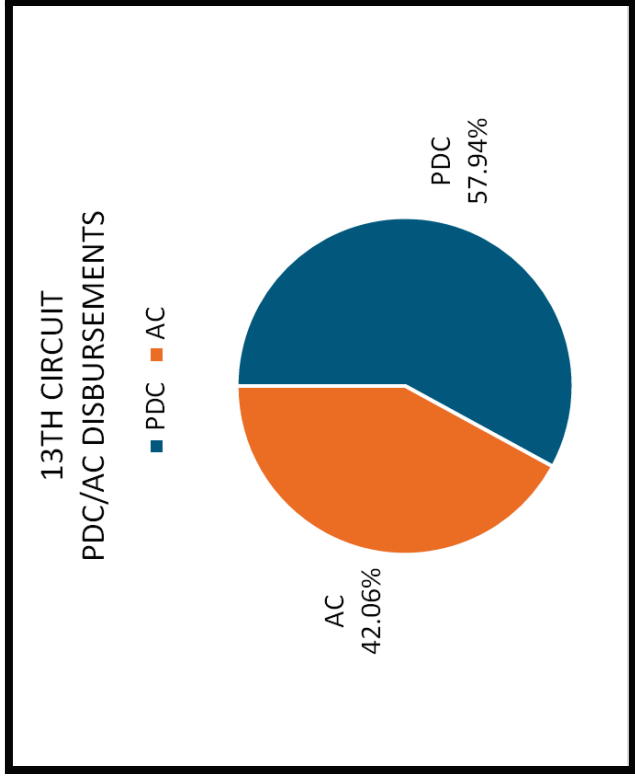
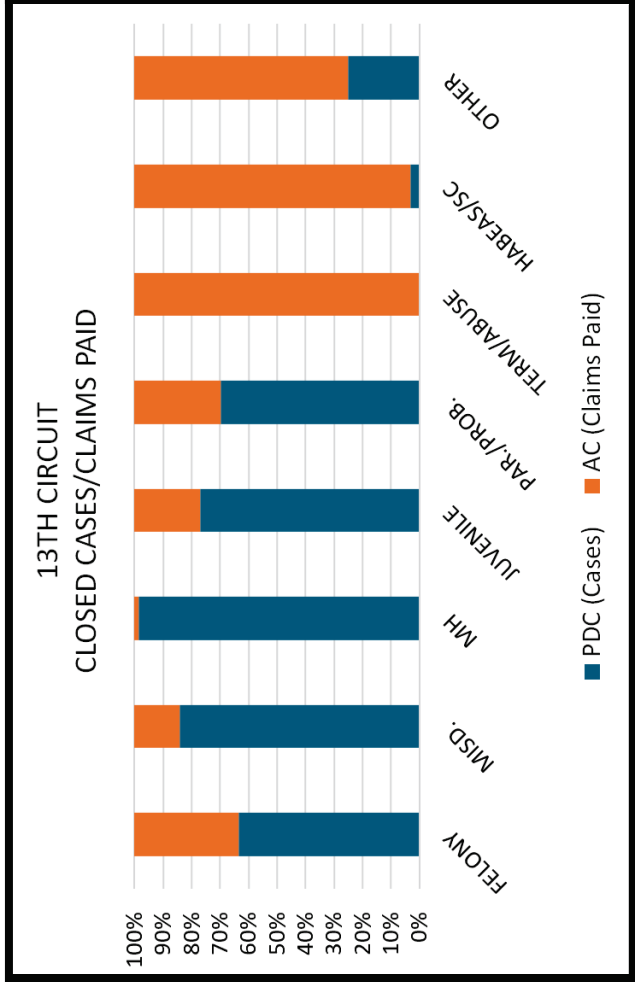
CASE TYPES	PDC	AC	TOTAL	%PDC	%AC	PDC DISBURSEMENTS	AC DISBURSEMENTS	TOTAL	%PDC	%AC
FELONY	273	81	354	77.12%	22.88%	\$708,823.97	\$399,107.55	\$1,107,931.52	63.98%	36.02%
MISD.	252	20	272	92.65%	7.35%					
MH	41	-	41	100.00%	0.00%					
JUVENILE	25	13	38	65.79%	34.21%					
PAR./PROB.	10	5	15	66.67%	33.33%					
TERM/ABUSE	51	145	196	26.02%	73.98%					
HABEAS/SC	3	8	11	27.27%	72.73%					
OTHER	19	3	22	86.36%	13.64%					
TOTAL	674	275	949	71.02%	28.98%					

	PDC	AC	PER CASE
AVG. PDC COST	\$1,051.67		
AVG. AC COST		\$1,451.30	



**13TH CIRCUIT (KANAWHA COUNTY)
PDC CASES CLOSED COMPARED TO AC CLAIMS PAID FY 2025**

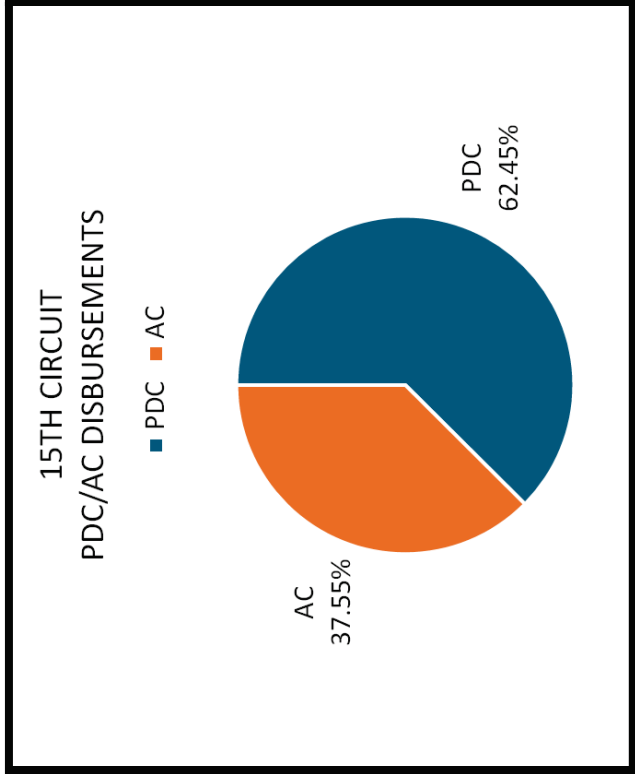
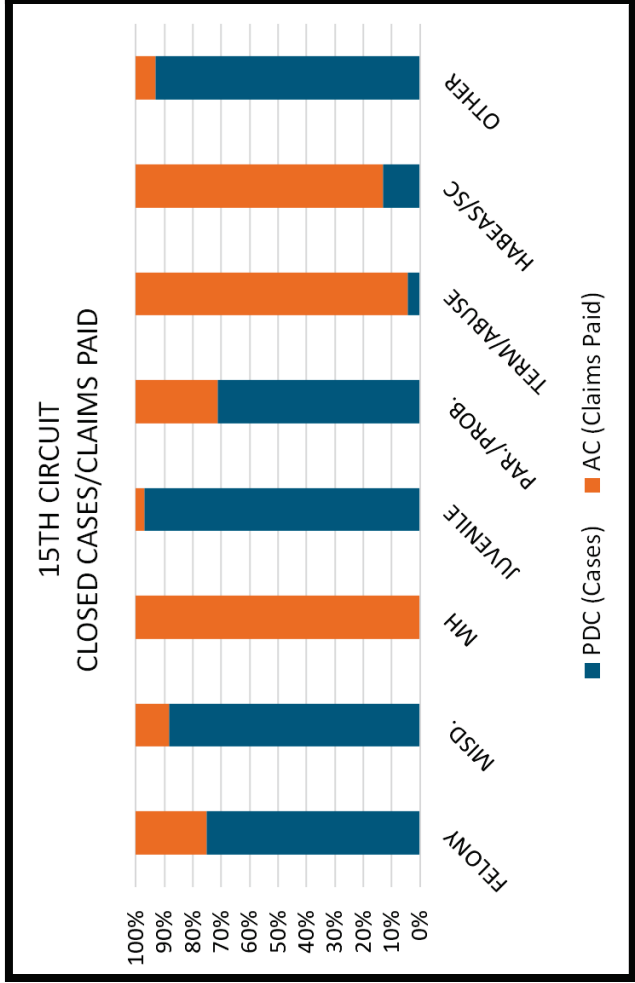
CASE TYPES	PDC	AC	TOTAL	%PDC	%AC	PDC DISBURSEMENTS	AC DISBURSEMENTS	TOTAL	%PDC	%AC
FELONY	1,215	700	1,915	63.45%	36.55%	\$3,905,855.78	\$2,834,993.24	\$6,740,849.02	57.94%	42.06%
MISD.	2,324	433	2,757	84.29%	15.71%					
MH	144	2	146	98.63%	1.37%					
JUVENILE	524	156	680	77.06%	22.94%					
PAR./PROB.	123	53	176	69.89%	30.11%					
TERM/ABUSE	-	1,081	1,081	0.00%	100.00%					
HABEAS/SC	2	60	62	3.23%	96.77%					
OTHER	435	1,286	1,721	25.28%	74.72%					
TOTAL	4,767	3,771	8,538	55.83%	44.17%	\$819.35	\$751.79			
						AVG. PDC COST PER CASE	AVG. AC COST PER CASE			



**15TH CIRCUIT (HARRISON COUNTY)
PDC CASES CLOSED COMPARED TO AC CLAIMS PAID FY 2025**

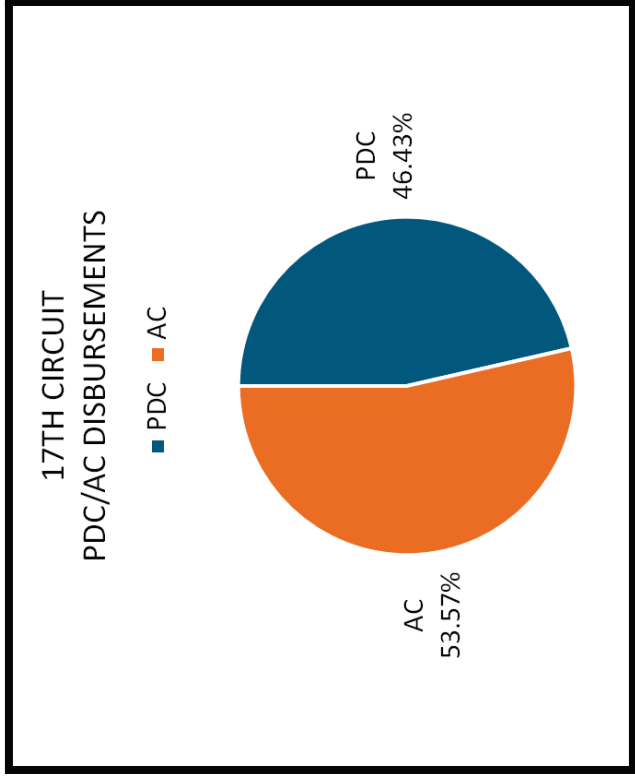
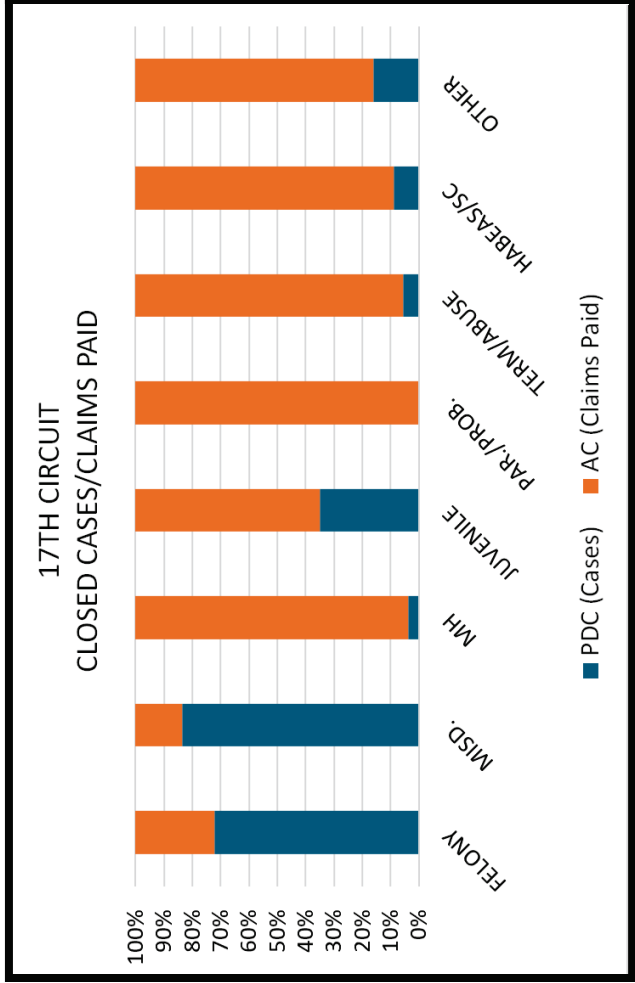
CASE TYPES	PDC	AC	TOTAL	%PDC	%AC	PDC DISBURSEMENTS	AC DISBURSEMENTS	TOTAL	%PDC	%AC
FELONY	422	138	560	75.36%	24.64%	\$1,237,589.26	\$744,089.67	\$1,981,678.93	62.45%	37.55%
MISD.	717	93	810	88.52%	11.48%					
MH	-	67	67	0.00%	100.00%					
JUVENILE	377	11	388	97.16%	2.84%					
PAR./PROB.	42	17	59	71.19%	28.81%					
TERM/ABUSE	13	284	297	4.38%	95.62%					
HABEAS/SC	3	20	23	13.04%	86.96%					
OTHER	42	3	45	93.33%	6.67%					
TOTAL	1,616	633	2,249	71.85%	28.15%					

	PDC	AC	AVG. PDC COST PER CASE	AVG. AC COST PER CASE
	1,237,589.26	744,089.67	\$765.83	\$1,175.50



**17TH CIRCUIT (MONONGALIA COUNTY)
PDC CASES CLOSED COMPARED TO AC CLAIMS PAID FY 2025**

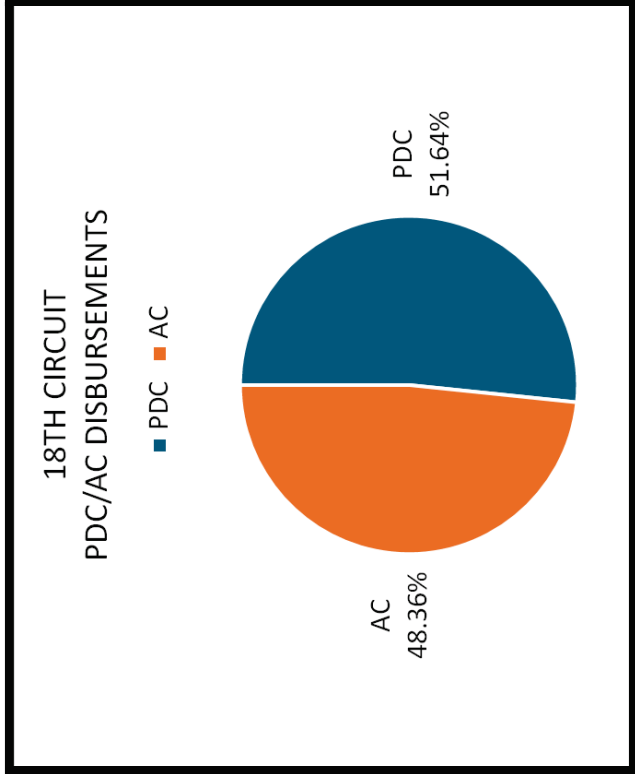
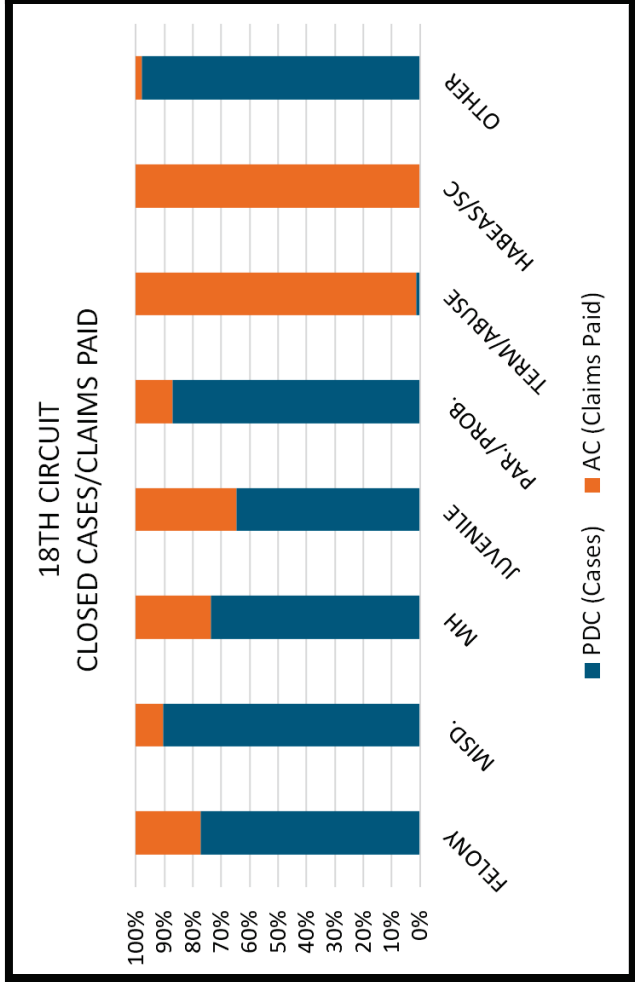
CASE TYPES	PDC	AC	TOTAL	%PDC	%AC	PDC DISBURSEMENTS	AC DISBURSEMENTS	TOTAL	%PDC	%AC
FELONY	582	225	807	72.12%	27.88%	\$1,427,589.26	\$1,647,352.68	\$3,074,941.94	46.43%	53.57%
MISD.	819	162	981	83.49%	16.51%					
MH	5	121	126	3.97%	96.03%					
JUVENILE	28	52	80	35.00%	65.00%					
PAR./PROB.	-	51	51	0.00%	100.00%					
TERM/ABUSE	29	479	508	5.71%	94.29%					
HABEAS/SC	2	20	22	9.09%	90.91%					
OTHER	7	36	43	16.28%	83.72%					
TOTAL	1,472	1,146	2,618	56.23%	43.77%	\$969.83	\$1,437.48			
						AVG. PDC COST PER CASE	AVG. AC COST PER CASE			



**18TH CIRCUIT (PRESTON COUNTY)
PDC CASES CLOSED COMPARED TO AC CLAIMS PAID FY 2025**

CASE TYPES	PDC	AC	TOTAL	%PDC	%AC	PDC DISBURSEMENTS	AC DISBURSEMENTS	TOTAL	%PDC	%AC
FELONY	147	43	190	77.37%	22.63%	\$505,853.31	\$473,800.59	\$979,653.90	51.64%	48.36%
MISD.	190	20	210	90.48%	9.52%					
MH	14	5	19	73.68%	26.32%					
JUVENILE	11	6	17	64.71%	35.29%					
PAR./PROB.	48	7	55	87.27%	12.73%					
TERM/ABUSE	3	190	193	1.55%	98.45%					
HABEAS/SC	-	5	5	0.00%	100.00%					
OTHER	94	2	96	97.92%	2.08%					
TOTAL	507	278	785	64.59%	35.41%					

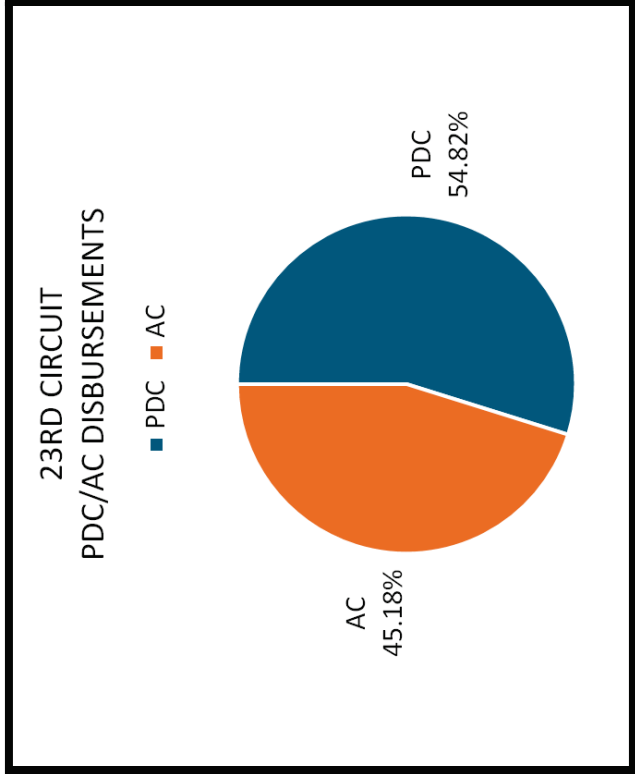
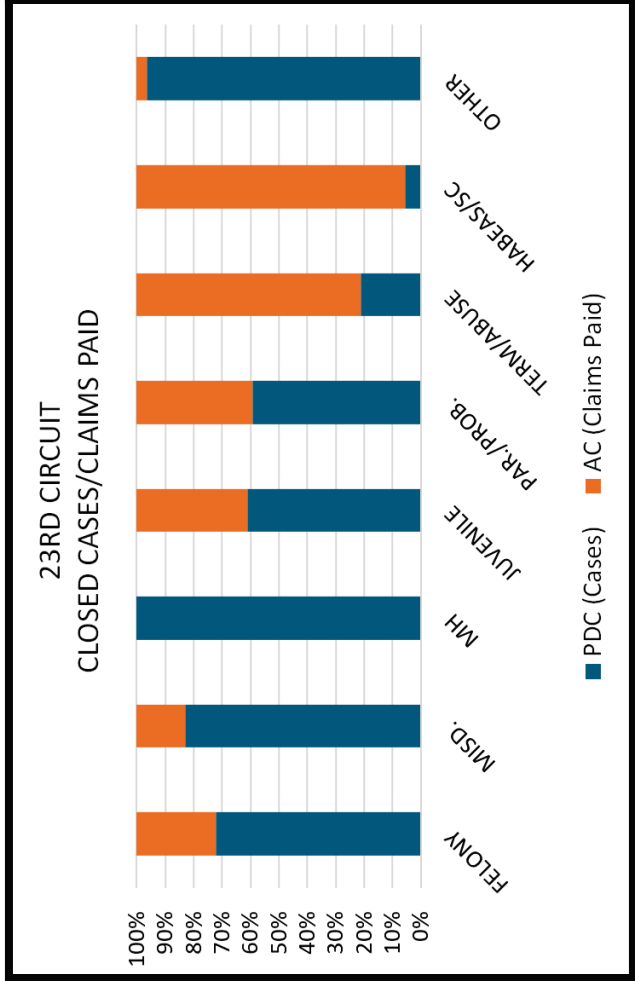
	PDC COST PER CASE	AC COST PER CASE
FELONY	\$3,444.58	\$10,997.68
MISD.	\$2,404.54	\$22,571.43
MH	\$36,053.79	\$9,476.00
JUVENILE	\$45,909.09	\$7,282.35
PAR./PROB.	\$10,538.60	\$683.93
TERM/ABUSE	\$168,617.70	\$2,521.05
HABEAS/SC	\$0.00	\$447.60
OTHER	\$1,117.02	\$1,000.00
TOTAL	\$3,444.58	\$10,997.68



**23RD CIRCUIT (BERKELEY, JEFFERSON & MORGAN COUNTIES)
PDC CASES CLOSED COMPARED TO AC CLAIMS PAID FY 2025**

CASE TYPES	PDC	AC	TOTAL	%PDC	%AC	PDC DISBURSEMENTS	AC DISBURSEMENTS	TOTAL	%PDC	%AC
FELONY	1,015	389	1,404	72.29%	27.71%	\$3,199,002.48	\$2,635,986.23	\$5,834,988.71	54.82%	45.18%
MISD.	1,889	390	2,279	82.89%	17.11%					
MH	136	-	136	100.00%	0.00%					
JUVENILE	158	100	258	61.24%	38.76%					
PAR./PROB.	90	62	152	59.21%	40.79%					
TERM/ABUSE	212	786	998	21.24%	78.76%					
HABEAS/SC	2	33	35	5.71%	94.29%					
OTHER	256	9	265	96.60%	3.40%					
TOTAL	3,758	1,769	5,527	67.99%	32.01%					

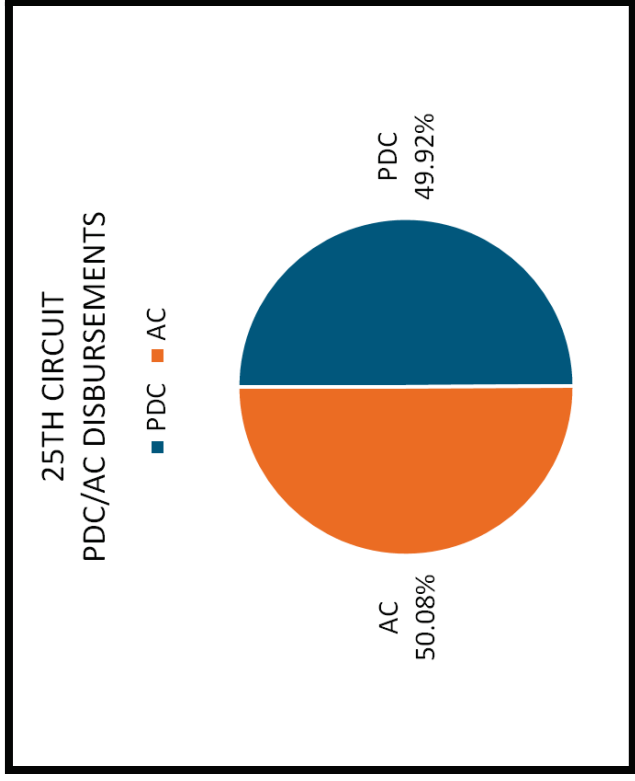
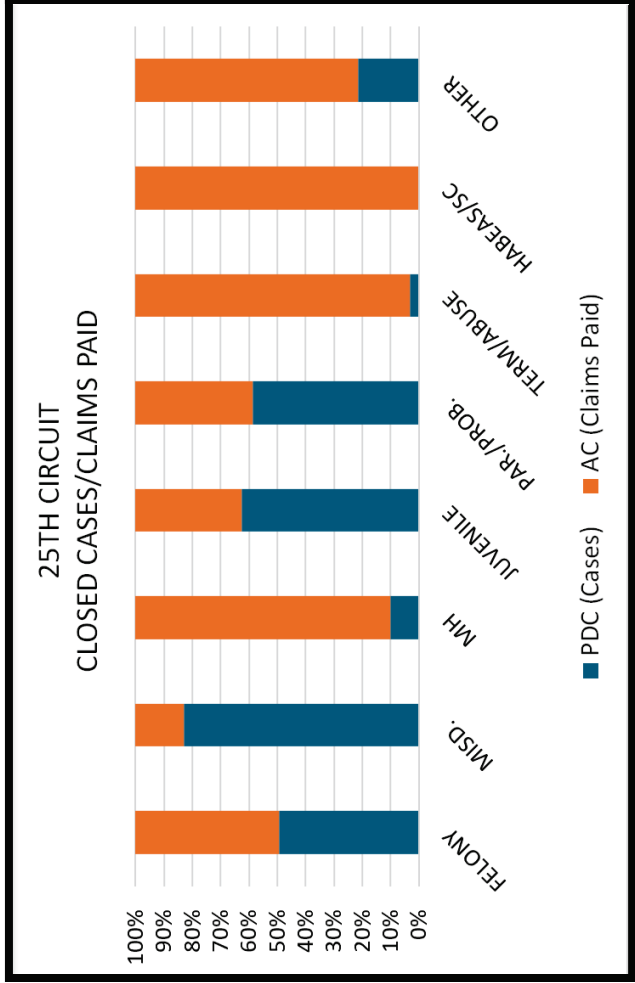
	PDC	AC	AVG. PDC COST PER CASE	AVG. AC COST PER CASE
	3,199,002.48	2,635,986.23	\$851.25	\$1,490.10



**25TH CIRCUIT (BOONE AND LINCOLN COUNTIES)
PDC CASES CLOSED COMPARED TO AC CLAIMS PAID FY 2025**

CASE TYPES	PDC	AC	TOTAL	%PDC	%AC	PDC DISBURSEMENTS	AC DISBURSEMENTS	TOTAL	%PDC	%AC
FELONY	151	155	306	49.35%	50.65%	\$922,677.27	\$925,536.59	\$1,848,213.86	49.92%	50.08%
MISD.	565	116	681	82.97%	17.03%					
MH	2	18	20	10.00%	90.00%					
JUVENILE	72	43	115	62.61%	37.39%					
PAR./PROB.	17	12	29	58.62%	41.38%					
TERM/ABUSE	10	305	315	3.17%	96.83%					
HABEAS/SC	-	6	6	0.00%	100.00%					
OTHER	3	11	14	21.43%	78.57%					
TOTAL	820	666	1,486	55.18%	44.82%					

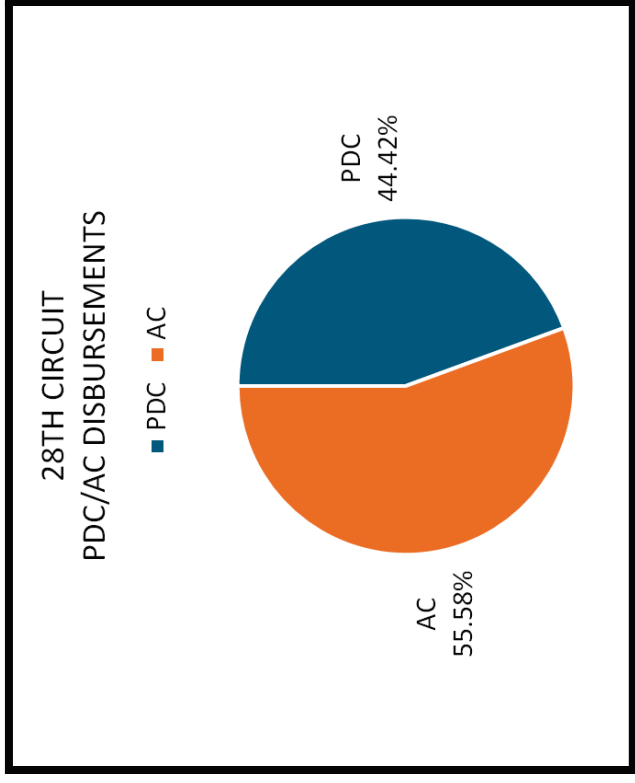
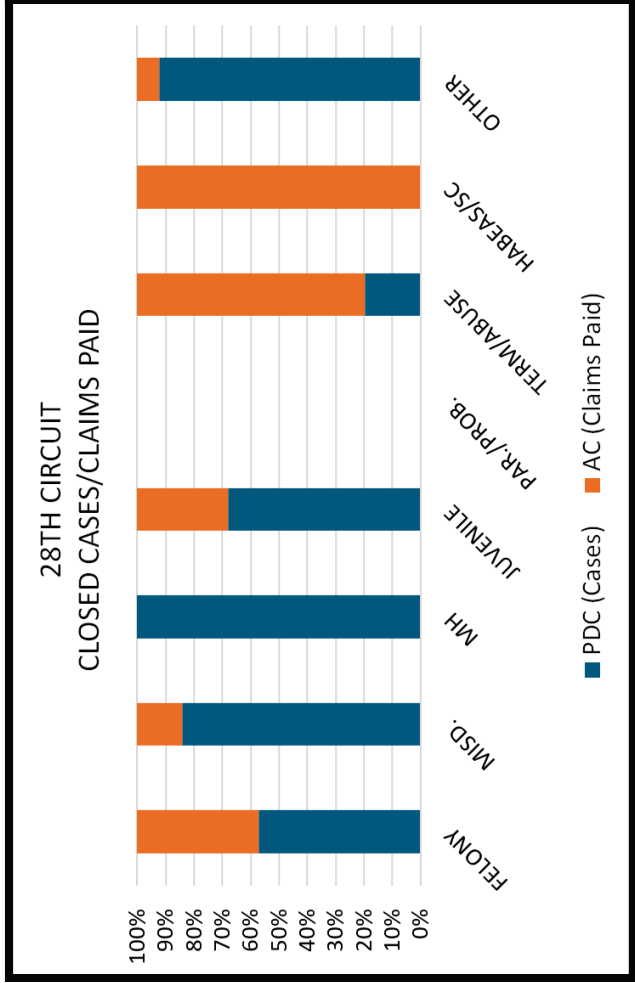
	PDC COST PER CASE	AC COST PER CASE
	\$1,125.22	\$1,389.69



**28TH CIRCUIT (NICHOLAS COUNTY)
PDC CASES CLOSED COMPARED TO AC CLAIMS PAID FY 2025**

CASE TYPES	PDC	AC	TOTAL	%PDC	%AC	PDC DISBURSEMENTS	AC DISBURSEMENTS	TOTAL	%PDC	%AC
FELONY	112	84	196	57.14%	42.86%	\$411,882.64	\$515,300.78	\$927,183.42	44.42%	55.58%
MISD.	245	46	291	84.19%	15.81%					
MH	24	-	24	100.00%	0.00%					
JUVENILE	17	8	25	68.00%	32.00%					
PAR./PROB.	-	-	-	-	-					
TERM/ABUSE	50	203	253	19.76%	80.24%					
HABEAS/SC	-	5	5	0.00%	100.00%					
OTHER	12	1	13	92.31%	7.69%					
TOTAL	460	347	807	57.00%	43.00%					

	PDC	AC	AVG. PDC COST PER CASE	AVG. AC COST PER CASE
TOTAL	\$411,882.64	\$515,300.78	\$895.40	\$1,485.02

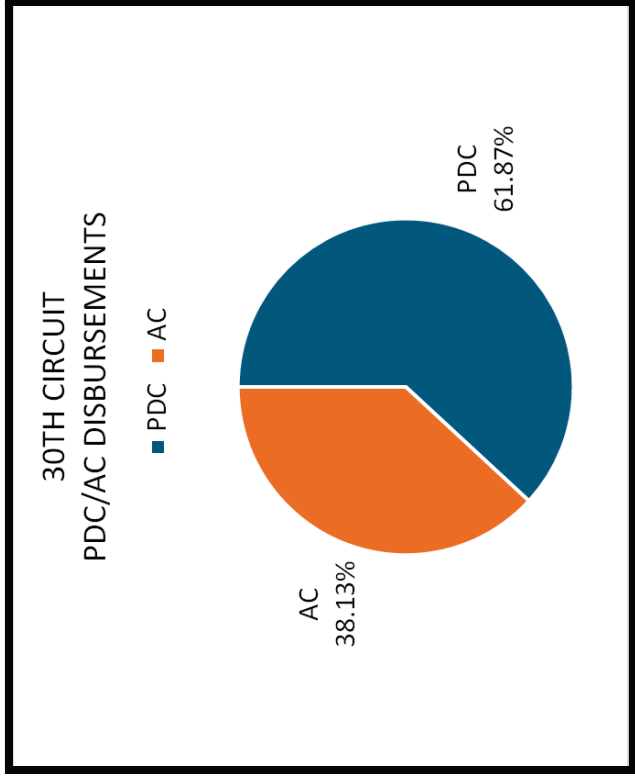
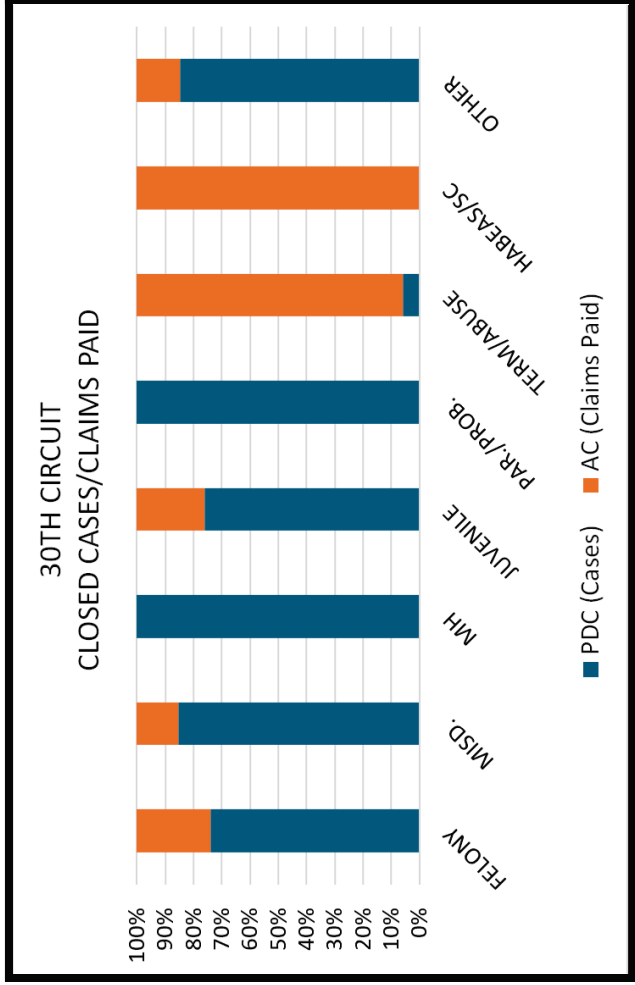


**30TH CIRCUIT (MINGO COUNTY)
PDC CASES CLOSED COMPARED TO AC CLAIMS PAID FY 2025**

CASE TYPES	PDC	AC	TOTAL	%PDC	%AC	PDC DISBURSEMENTS	AC DISBURSEMENTS	TOTAL	%PDC	%AC
FELONY	389	137	526	73.95%	26.05%	\$700,765.29	\$431,946.49	\$1,132,711.78	61.87%	38.13%
MISD.	238	41	279	85.30%	14.70%					
MH	26	-	26	100.00%	0.00%					
JUVENILE	16	5	21	76.19%	23.81%					
PAR./PROB.	1	-	1	100.00%	0.00%					
TERM/ABUSE	11	170	181	6.08%	93.92%					
HABEAS/SC	-	2	2	0.00%	100.00%					
OTHER	28	5	33	84.85%	15.15%					
TOTAL	709	360	1,069	66.32%	33.68%	\$988.39	\$1,199.85			

AVG. PDC COST PER CASE
\$988.39

AVG. AC COST PER CASE
\$1,199.85

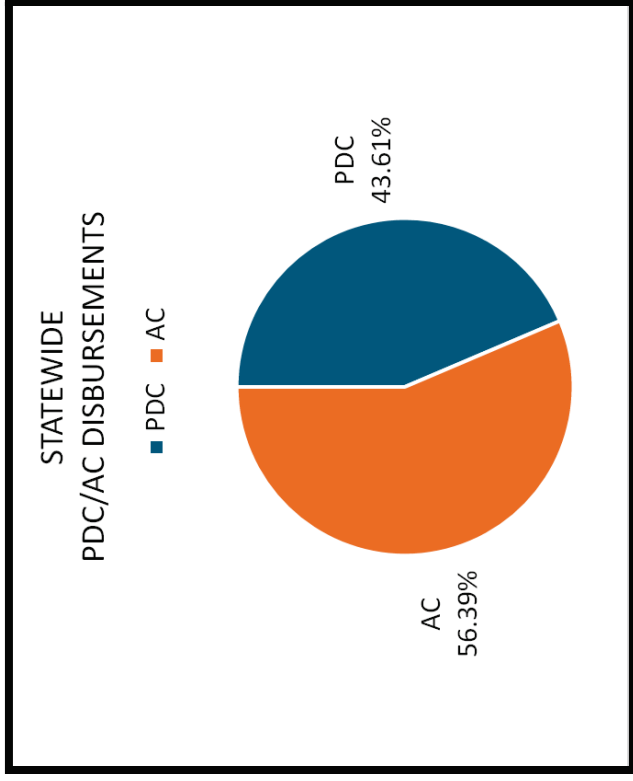
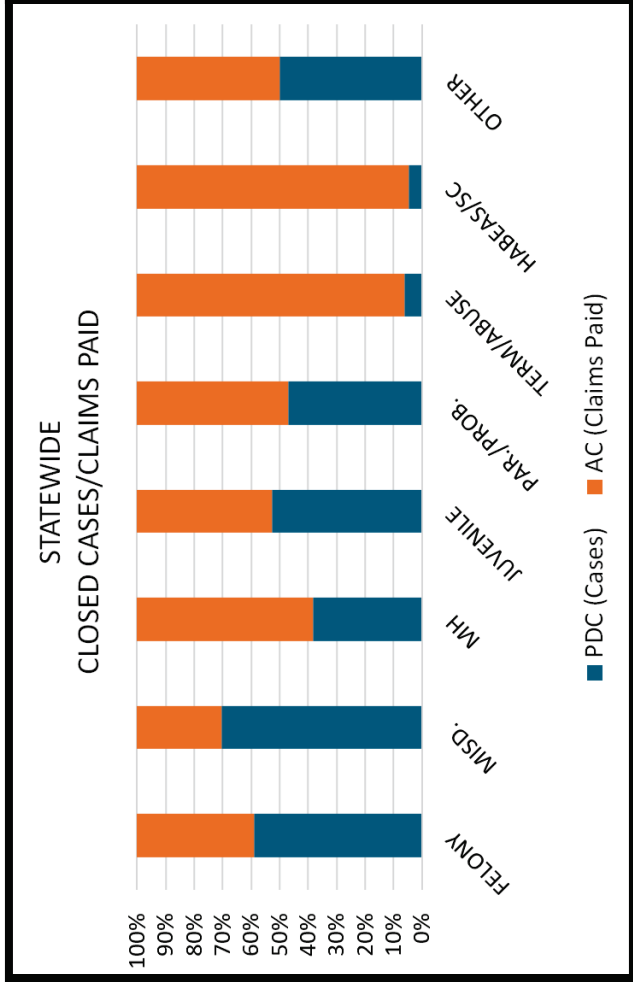


**STATISTICS FOR BOTH PDC AND APPOINTED COUNSEL STATEWIDE
PDC CASES CLOSED COMPARED TO ALL AC CLAIMS PAID FY 2025**

CASE TYPES	PDC	AC	TOTAL	%PDC	%AC	PDC DISBURSEMENTS	AC DISBURSEMENTS	TOTAL	%PDC	%AC
FELONY	9,231	6,411	15,642	59.01%	40.99%	\$24,955,342.56	\$32,269,839.33	\$57,225,181.89	43.61%	56.39%
MISD.	14,858	6,245	21,103	70.41%	29.59%					
MH	932	1,504	2,436	38.26%	61.74%					
JUVENILE	2,147	1,923	4,070	52.75%	47.25%					
PAR./PROB.	825	934	1,759	46.90%	53.10%					
TERM/ABUSE	698	10,438	11,136	6.27%	93.73%					
HABEAS/SC	20	395	415	4.82%	95.18%					
OTHER	1,751	1,754	3,505	49.96%	50.04%					
TOTAL	30,462	29,604	60,066	50.71%	49.29%					

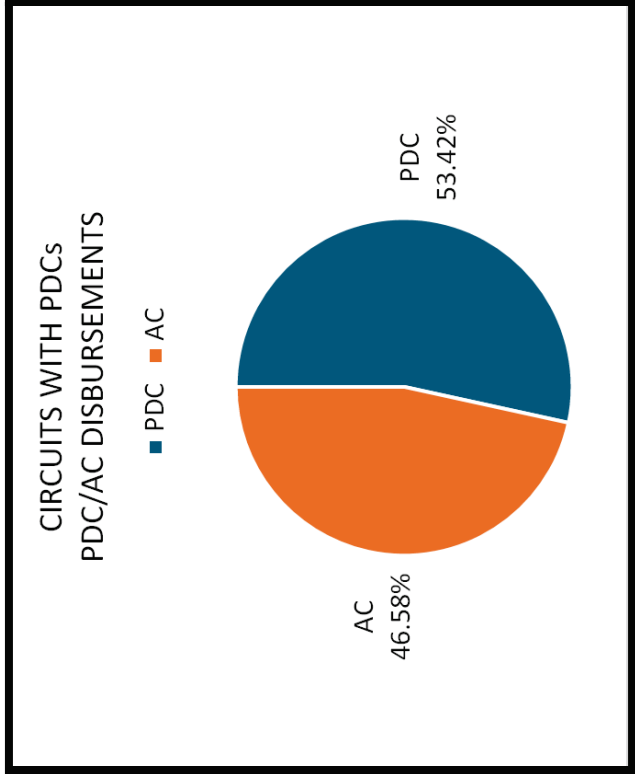
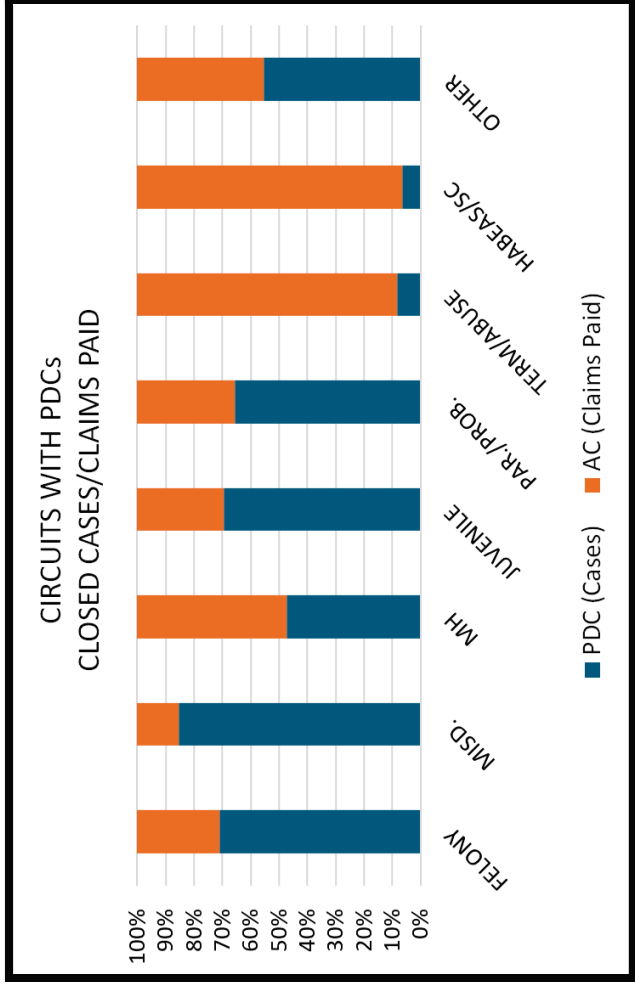
AVG. PDC COST PER CASE
\$819.23

AVG. AC COST PER CASE
\$1,090.05



**ALL PUBLIC DEFENDER CORPORATIONS CIRCUITS (19 CIRCUITS, 30 COUNTIES) (Excludes Mason County)
PDC CASES CLOSED COMPARED TO AC CLAIMS (WITHIN PDC CIRCUITS) PAID FY 2025**

CASE TYPES	PDC	AC	TOTAL	%PDC	%AC	PDC DISBURSEMENTS	AC DISBURSEMENTS	TOTAL	%PDC	%AC
FELONY	9,231	3,762	12,993	71.05%	28.95%	\$24,955,342.56	\$21,759,024.07	\$46,714,366.63	53.42%	46.58%
MISD.	14,858	2,529	17,387	85.45%	14.55%					
MH	932	1,039	1,971	47.29%	52.71%					
JUVENILE	2,147	938	3,085	69.59%	30.41%					
PAR./PROB.	825	435	1,260	65.48%	34.52%					
TERM/ABUSE	698	7,707	8,405	8.30%	91.70%					
HABEAS/SC	20	287	307	6.51%	93.49%					
OTHER	1,751	1,414	3,165	55.32%	44.68%					
TOTAL	30,462	18,111	48,573	62.71%	37.29%					
						\$819.23	\$1,201.43			
						AVG. PDC COST PER CASE	AVG. AC COST PER CASE			





Building 4 at the West Virginia State Capitol Complex, where PDS moved in March of 2025.

Appendix D:

Appointed Counsel Payee Totals

- **Fees & Expenses Paid by Payee Total Claims in Descending Order**
 - Attorney Fees
 - Direct Expenses
 - Rojas
- **Fees & Expenses Paid By Payee Total Claims in Alphabetical Order**
 - Attorney Fees
 - Direct Expenses
 - Rojas
- **Travel Time**
- **Highest Compensated Panel Attorneys**
- **Travel and Investigative Expenses as Percentages of Total Expenses**

Public Defender Services
Appointed Counsel Fees And Expenses Paid Totals
Fiscal Year 2025

Category	Total \$	# of Claims
Fees & Expenses	\$31,552,256.12	35,151
Direct Expenses	\$706,487.63	329
Rojas	\$11,095.58	4
FY 2025 Total	\$32,269,839.33	35,484

**PUBLIC DEFENDER SERVICES
APPOINTED COUNSEL FEES AND EXPENSES PAID
FISCAL YEAR 2025**

FEES (DESCENDING ORDER BY TOTAL \$)			
PAYEE	TOTAL \$	# OF CLAIMS	OFFICE LOCATION
CHILDLAW SERVICES INC	\$785,446.22	483	PRINCETON WV
VICTOR & VICTOR LLP	\$454,589.59	420	GARDENDALE AL
TENISHA DAWN CLINE	\$399,946.99	200	CLIFTON TX
LAW OFFICE OF IRA RICHARDSON PLLC	\$347,755.36	439	CLIFTON TX
LAW OFFICE OF DAVID A MASCO	\$293,330.83	44	CLIFTON TX
HUNTER ESCUE LAW PRACTICE CO	\$291,689.27	770	HURRICANE WV
POLVERINI AND WIATER PLLC	\$289,978.66	231	HUNTINGTON WV
THOMAS HANNA EVANS PLLC	\$258,388.35	256	CLIFTON TX
KOSTENKO LAW FIRM	\$256,588.30	192	BECKLEY WV
ROSINSKY LAW OFFICE	\$251,749.82	382	HUNTINGTON WV
RUTH LAW OFFICES PLLC	\$238,708.25	267	HUNTINGTON WV
MARK A BRAMBLE	\$217,826.01	153	CHARLESTON WV
GREGG PHILLIP DAVIS	\$216,406.75	160	ARTHURDALE WV
JOHN M JURCO	\$216,136.66	162	ST CLAIRSVILLE OH
JAMELLA L LOCKWOOD	\$204,029.75	197	BUCKHANNON WV
LELA WALKER ATTORNEY AT LAW PLLC	\$203,190.40	330	OCEANA WV
DEAN E WILLIAMS	\$201,317.10	65	GARDENDALE AL
DINARDI PETER D	\$201,215.04	142	GARDENDALE AL
EDMOND & BAUM PLLC	\$197,164.69	244	HUNTINGTON WV
LYONS PHILLIPS LEGAL GROUP PLLC	\$193,710.29	227	MORGANTOWN WV
JOHN C ROGERS ATTORNEY AT LAW PLLC	\$187,084.59	90	HUNTINGTON WV
THE BISCHOFF LAW FIRM PLLC	\$185,648.83	61	SHEPHERDSTOWN WV
HERBERT L HIVELY	\$180,216.45	460	GARDENDALE AL
KENNETH E CHITTUM AND ASSOCIATES PLLC	\$180,129.55	142	HUNTINGTON WV
GRUNAU LAW OFFICES PLLC	\$179,899.02	74	HUNTINGTON WV
SOUTHERN WV LAW CLINIC	\$177,107.58	99	GARDENDALE AL
NEISWONGER & WHITE	\$174,382.60	303	GARDENDALE AL
CROWE LAW LLC	\$173,856.22	98	MORGANTOWN WV
FUNKHOUSER & SMITH PLLC	\$173,400.29	238	HUNTINGTON WV
ALEXANDER LAW OFFICES PLLC	\$168,518.73	23	CLIFTON TX
LAW OFFICE OF KAREN S HATFIELD PLLC	\$168,300.97	330	CLIFTON TX
CAMPBELL & SMITH PLLC	\$167,260.15	257	CLIFTON TX
LAW OFFICE OF KEVIN C SPONAUGLE PLLC	\$167,115.18	127	FRANKLIN WV
HOLLY W HINERMAN	\$162,825.85	116	HUNTINGTON WV
GREGORY R TINGLER	\$161,590.23	153	HUNTINGTON WV
JANUTOLO LAW PLLC	\$161,116.68	324	HUNTINGTON WV
CONRAD LAW OFFICE	\$160,359.23	60	MORGANTOWN WV
KLATT LAW OFFICES PLLC	\$160,282.35	139	CLIFTON TX
PULLIN FOWLER FLANAGAN BROWN & POE PLLC	\$156,844.85	199	CHARLESTON WV
BALLARD LAW LLC	\$156,615.39	194	PEARISBURG VA

**PUBLIC DEFENDER SERVICES
APPOINTED COUNSEL FEES AND EXPENSES PAID
FISCAL YEAR 2025**

FEES			
(DESCENDING ORDER BY TOTAL \$)			
PAYEE	TOTAL \$	# OF CLAIMS	OFFICE LOCATION
MCCOY INJURY LAW PLLC	\$154,691.14	57	FAIRMONT WV
RJH LAW	\$153,801.25	163	INWOOD WV
NESSEL LAW FIRM	\$153,375.33	130	HUNTINGTON WV
MAGANN LAW OFFICE PLLC	\$152,630.58	124	BLUEFIELD WV
SAUNDERS MESKE PLLC	\$152,253.79	54	SHEPHERDSTOWN WV
CHRISTINE L GLOVER	\$151,813.98	35	FALLING WATERS WV
KIRKPATRICK LAW OFFICE PLLC	\$150,736.10	196	HUNTINGTON WV
SHARON CHILDERS	\$150,559.01	185	CLIFTON TX
COLLEEN M BROWN-BAILEY	\$148,841.19	69	BECKLEY WV
WIEDEL DIANA CARTER	\$148,420.45	47	GARDENDALE AL
THE LAW OFFICES OF CLARISSA M BANKS PLLC	\$147,939.61	115	MORGANTOWN WV
J A M LAW PLLC	\$147,842.35	185	HUNTINGTON WV
LAW OFFICE OF REBECCA S JOHNSON	\$147,184.54	95	CLIFTON TX
BLANKENSHIP LAW	\$147,175.07	38	BARBOURSVILLE WV
ERIC K POWELL	\$147,081.59	78	CLIFTON TX
BULLMAN & BULLMAN	\$146,761.68	172	CHARLESTON WV
ANDREW B CHATTIN	\$146,496.24	288	CHARLESTON WV
HARCLERODE LAW PLLC	\$142,760.63	168	SHINNSTON WV
SUSIE HILL ATTORNEY AT LAW PLLC	\$141,791.56	40	CROSS LANES WV
RICHARDSON DAVID B LAW OFFICE	\$139,070.74	171	WINFIELD WV
MCCOID NOON & SAURBIER PLLC	\$138,874.15	99	WHEELING WV
KENNY R STARCHER	\$137,336.40	98	CLIFTON TX
ARNOLD & BAILEY PLLC	\$136,546.21	168	CHARLES TOWN WV
HUMBERSON DON A	\$136,299.79	52	GARDENDALE AL
JASON S LORD	\$135,025.07	127	CHARLESTON WV
CLINE & SINGH PLLC	\$134,522.18	99	WEIRTON WV
WILSON LAW OFFICE	\$133,267.32	274	HUNTINGTON WV
WHITTEN LAW OFFICE LC	\$132,906.78	195	CLIFTON TX
KUHN LAW OFFICE PLLC	\$132,721.73	568	HUNTINGTON WV
COOK LAW OFFICES PLLC	\$131,855.58	242	HUNTINGTON WV
DEAN MORGAN	\$129,779.46	187	CLIFTON TX
LOSH MOUNTAIN LEGAL SERVICES	\$128,237.03	79	CLARKSBURG WV
DOTSENKO LAW OFFICES PLLC	\$127,181.29	91	GARDENDALE AL
JOHN J BALENOVICH LAW OFFICES INC	\$126,398.63	124	CHARLESTON WV
WELLS H DILLON	\$125,793.37	80	GARDENDALE AL
TICHENOR LAW OFFICE	\$125,658.23	85	FAIRMONT WV
PLANTS LAW FIRM PLLC	\$124,566.41	190	S CHARLESTON WV
LIGHTNER LAW OFFICES PLLC	\$123,527.44	100	SCOTT DEPOT WV
HAWKINS JAMES E JR	\$122,141.47	161	BUCKHANNON WV
GENTILOZZI & ASSOCIATES	\$122,085.00	374	CLARKSBURG WV

**PUBLIC DEFENDER SERVICES
APPOINTED COUNSEL FEES AND EXPENSES PAID
FISCAL YEAR 2025**

FEES (DESCENDING ORDER BY TOTAL \$)			
PAYEE	TOTAL \$	# OF CLAIMS	OFFICE LOCATION
CONWAY LAW OFFICE	\$120,246.00	370	HUNTINGTON WV
WILLIAM T RICE	\$119,859.84	62	GARDENDALE AL
ADAMS LAW FIRM PLLC	\$119,290.17	91	GARDENDALE AL
MICHAEL R WHITT	\$117,000.00	37	HUNTINGTON WV
DEAN LAW OFFICES PLLC	\$115,933.12	295	GARDENDALE AL
TIMOTHY H PRENTICE	\$115,627.28	165	HUNTINGTON WV
CHARLES R HAMILTON	\$115,151.93	145	CHARLESTON WV
LONG LAW OFFICES PLLC	\$115,088.65	181	SCOTT DEPOT WV
LESLIE LEGAL PLLC	\$114,790.29	77	CLIFTON TX
CHARLES YOUNGER	\$113,984.00	60	HUNTINGTON WV
NANNERS LAW OFFICE PLLC	\$113,602.43	193	BUCKHANNON WV
FARNSWORTH LAW OFFICE	\$113,587.09	238	CLIFTON TX
CHRISTIAN MATTHEW HICKMAN	\$113,354.91	116	FAIRMONT WV
TALBERT LAW PLLC	\$113,151.40	110	HUNTINGTON WV
RAY LAW PLLC	\$111,810.40	61	HUNTINGTON WV
SELDEN LAW OFFICES LC	\$111,408.92	54	BECKLEY WV
STURM HEIDI M GEORGI	\$110,144.19	50	GARDENDALE AL
VAN ZANT SUSAN J LC	\$108,689.74	159	WILLIAMSON WV
ANDREW NEIL FRYE III	\$108,535.05	82	CLIFTON TX
JONATHAN FITTRO	\$107,757.95	55	HUNTINGTON WV
BRENT EASTON ATTORNEY AT LAW PLLC	\$107,511.86	134	DAVIS WV
JOEL BAKER LAW PLLC	\$107,171.80	110	SPENCER WV
NOLAN LAW FIRM	\$106,858.95	201	HUNTINGTON WV
GREGORY G MICHAEL	\$106,221.81	246	FAIRMONT WV
BARNEY LAW PLLC	\$106,029.50	214	HURRICANE WV
JUSTON H MOORE PLLC	\$105,725.47	220	WAYNE WV
TIMBERA C WILCOX	\$105,466.96	234	CLIFTON TX
CALLAGHAN & CALLAGHAN PLLC	\$105,029.61	56	SUMMERSVILLE WV
DASCOLI LAW OFFICE	\$104,534.00	299	GARDENDALE AL
DEMOSS DAVID B	\$103,840.67	155	GARDENDALE AL
JONATHAN C SWEENEY	\$102,944.36	264	HUNTINGTON WV
DAYTON MEADOWS	\$102,809.28	66	HUNTINGTON WV
COURTRIGHT LAW OFFICES PLLC	\$102,805.84	81	HURRICANE WV
HYLTON LAW OFFICE PLLC	\$102,505.29	40	FAYETTEVILLE WV
SHAW & SHAW LC	\$102,164.76	144	HUNTINGTON WV
BERNARD L SPAULDING	\$101,400.29	70	CLIFTON TX
MATTHEW C BROCK	\$101,116.16	117	MORGANTOWN WV
ROBERT E WILKINSON ATTORNEY AT LAW	\$100,359.24	46	HUNTINGTON WV
THE KUHL LAW OFFICE PLLC	\$98,822.88	131	HURRICANE WV
MOSES JOSEPH J	\$98,459.29	38	WHEELING WV

**PUBLIC DEFENDER SERVICES
APPOINTED COUNSEL FEES AND EXPENSES PAID
FISCAL YEAR 2025**

FEES			
(DESCENDING ORDER BY TOTAL \$)			
PAYEE	TOTAL \$	# OF CLAIMS	OFFICE LOCATION
STACY LAW OFFICES	\$97,641.02	212	HUNTINGTON WV
THE LAW OFFICE OF MORRIS C DAVIS	\$96,460.45	114	BELINGTON WV
HANDLEY & HUNT PLLC	\$96,334.54	104	POINT PLEASANT WV
WEATHERHOLT LEGAL SERVICES PLLC	\$95,487.16	71	MOOREFIELD WV
LAW OFFICE OF FOLICKMAN & TURKETT PLLC	\$94,708.40	357	GARDENDALE AL
LAW OFFICE OF ROBBY N LONG LC	\$94,461.84	105	WINFIELD WV
LAW OFFICE OF MICHAEL SAFCSAK PLLC	\$92,735.04	115	CLIFTON TX
DIANE D MICHAEL	\$92,249.27	27	GARDENDALE AL
GRANT M SHERMAN PLLC	\$92,203.51	96	ROMNEY WV
GAIL IDA MICHELSON	\$92,175.17	316	CHARLESTON WV
NELSON LEGAL SERVICES LC	\$92,078.77	90	PETERSBURG WV
KRATOVIL LAW OFFICES PLLC	\$92,026.39	136	GARDENDALE AL
THE LAW OFFICE OF SARA B HALL PLLC	\$91,954.82	85	GARDENDALE AL
OSBORNE & ASSOCIATES PLLC	\$91,591.65	57	HUNTINGTON WV
THE ASPEN LAW OFFICE PLLC	\$90,867.99	63	DANIELS WV
ELITE LEGAL LLC	\$90,663.51	66	HUNTINGTON WV
GARVIN LAW PLLC	\$90,443.83	41	NUTTER FORT WV
MELISSA T ROMAN PLLC	\$89,729.40	73	MOUNT CLARE WV
KEITH WHITE ATTORNEY AT LAW	\$87,598.91	119	ST MARYS WV
LAW OFFICES OF PAUL G TAYLOR PLLC	\$85,742.72	87	MARTINSBURG WV
IAN T MASTERS	\$84,638.98	153	GERRARDSTOWN WV
ANDERSON LAW OFFICE PLLC	\$83,976.17	116	HUNTINGTON WV
LAW OFFICES OF JASON STEDMAN	\$83,488.15	100	MARTINSBURG WV
TRUMP & TRUMP LC	\$83,370.33	52	BERKELEY SPRINGS WV
JOSHUA W ORNDORFF PLLC	\$82,473.62	163	MOOREFIELD WV
LAW OFFICE OF HEATHER M WEESE PLLC	\$81,362.67	31	HUNTINGTON WV
ARMSTRONG LAW PLLC	\$80,875.63	83	GASSAWAY WV
ANDREW TYLER RESETER	\$80,741.92	89	MORGANTOWN WV
MCCLURE LAW PLLC	\$80,645.79	45	CLARKSBURG WV
SCHEETZ CHRISTOPHER A	\$80,311.68	44	GARDENDALE AL
HUGHART LAW OFFICE	\$79,807.93	39	SISSONVILLE WV
NIC DALTON LAW PLLC	\$79,587.89	23	PT PLEASANT WV
MOUNTAINEER LEGAL SERVICES PLLC	\$79,005.38	96	GARDENDALE AL
REBECCA E MICK	\$77,764.27	22	HUNTINGTON WV
LAW OFFICES OF DREAMA D SINKKANEN	\$77,287.55	55	HUNTINGTON WV
CYNTHIA J JARRELL	\$76,972.23	16	DANVILLE WV
PRITT & SPANO PLLC	\$75,958.50	111	GARDENDALE AL
FREEMAN LAW OFFICES	\$75,177.13	161	CLIFTON TX
STEPHEN LESLIE MALLOW JR	\$74,938.19	79	ELKINS WV
JOHN A SCOTT	\$74,465.45	65	GARDENDALE AL

**PUBLIC DEFENDER SERVICES
APPOINTED COUNSEL FEES AND EXPENSES PAID
FISCAL YEAR 2025**

FEES			
(DESCENDING ORDER BY TOTAL \$)			
PAYEE	TOTAL \$	# OF CLAIMS	OFFICE LOCATION
GEARY & GEARY LC	\$73,399.67	161	PETERSBURG WV
MANN & MANN LAW OFFICE	\$73,356.58	48	HINTON WV
WILDMAN ERIC KEITH	\$73,272.90	93	GARDENDALE AL
WALLACE MICHAEL K	\$72,844.01	85	SOUTH CHARLESTON WV
GUNNOE LAW OFFICE	\$72,336.21	68	LEWISBURG WV
JACK WOOD	\$72,080.31	38	WEIRTON WV
LATACHIA MILLER ESQUIRE PLLC	\$72,063.80	69	BECKLEY WV
DAVENPORT & KNIPP PLLC	\$72,033.00	67	WEST HAMLIN WV
GLAZER SAAD ANDERSON LC	\$72,016.32	85	CLIFTON TX
KRISTOPHER FAERBER	\$72,012.36	48	HUNTINGTON WV
BEAVERS LAW FIRM PLLC	\$71,759.72	37	HUNTINGTON WV
BELINDA A HAYNIE	\$71,538.76	40	MORGANTOWN WV
KEITH SKEEN ATTORNEY AT LAW	\$71,233.40	101	BUCKHANNON WV
WALTERS LAW FIRM PLLC	\$71,012.00	65	CHARLESTON WV
SEAN LOGUE PLLC	\$68,672.42	71	CARNEGIE PA
ANDREA P POWELL	\$68,541.33	36	HUNTINGTON WV
KURELAC LAW OFFICE	\$68,083.82	48	MOUNDSVILLE WV
ALLISON K HUSON	\$67,784.07	81	HUNTINGTON WV
BAILEY LEGAL SERVICES PLLC	\$67,197.88	55	HUNTINGTON WV
BRILL JONATHAN G PLLC	\$66,603.96	70	ROMNEY WV
DIEHL LAW PLLC	\$65,939.63	18	MARTINSBURG WV
KATRINA M CHRIST ATTORNEY AT LAW	\$65,417.17	120	CLIFTON TX
BELLOMY & TURNER LC	\$64,391.53	264	HUNTINGTON WV
L SCOTT BRISCOE	\$64,302.38	146	DANVILLE WV
FRANCIS ERIC M	\$63,177.77	71	HUNTINGTON WV
MELISHA D C SOUDERS	\$62,702.74	24	BERKELEY SPRINGS WV
CARRIE F DEHAVEN	\$61,810.16	52	LEWISBURG WV
LISA A ESTES ATTORNEY AT LAW	\$61,737.77	20	HURRICANE WV
ROBERT W BRIGHT	\$61,418.08	27	MIDDLEPORT OH
SCOTT C BROWN LAW OFFICE	\$61,251.27	62	WHEELING WV
SHAFER LAW OFFICES	\$61,162.16	45	WHEELING WV
AARON PAUL YOHO	\$60,440.14	72	CLIFTON TX
WARD LAW OFFICES PLLC	\$59,534.40	90	BECKLEY WV
SCOTT A SHOUGH	\$58,761.20	97	FAIRMONT WV
THE MACKENZIE HOLDREN LAW FIRM PLLC	\$58,694.59	115	HUNTINGTON WV
J LAW	\$58,329.98	27	VIENNA WV
GWALTNEY LAW OFFICE	\$58,182.03	120	DELLSLOW WV
MCCLUNG LAW OFFICES	\$57,337.27	45	GARDENDALE AL
GARRETT & GARRETT	\$57,218.22	24	MATHIAS WV
LAW OFFICE OF HUNTER SIMMONS	\$56,685.70	215	BUCKHANNON WV

**PUBLIC DEFENDER SERVICES
APPOINTED COUNSEL FEES AND EXPENSES PAID
FISCAL YEAR 2025**

FEES			
(DESCENDING ORDER BY TOTAL \$)			
PAYEE	TOTAL \$	# OF CLAIMS	OFFICE LOCATION
HUNTER LAW OFFICE	\$55,971.70	72	SCOTT DEPOT WV
ROZAS LAW OFFICE LLC	\$54,918.27	70	CUMBERLAND MD
JIMMY SCOTT MCPHERSON JR	\$54,581.82	27	HUNTINGTON WV
MARLA ZELENE HARMAN	\$54,402.94	21	HUNTINGTON WV
BARBARA L BAXTER	\$54,356.65	22	CHARLESTON WV
CASELL & CREWE PC	\$54,188.39	68	WYTHEVILLE VA
SHAFFER & SHAFFER	\$53,850.41	43	MADISON WV
SHAFFER LAW	\$53,678.80	56	CHARLESTON WV
LAW OFFICE OF COURTNEY L AHLBORN PLLC	\$53,657.20	50	CLIFTON TX
WILLIAMS JOHN E JR	\$53,262.34	94	PRINCETON WV
SHREVE LAW FIRM	\$52,965.25	90	CINCINNATI OH
HINZMAN LAW PLLC	\$52,911.80	36	MORGANTOWN WV
LANCE E ROLLO	\$52,680.40	95	MORGANTOWN WV
SLAVEY & SHUMAKER PLLC	\$52,385.66	45	MORGANTOWN WV
THOMAS J PRALL	\$52,041.34	95	WESTON WV
F JOHN OSHOWAY	\$52,034.78	43	PARKERSBURG WV
L VICTOR NAVY	\$51,968.55	98	GARDENDALE AL
JEFFREY B REED ATTORNEY PLLC	\$51,947.45	22	PARKERSBURG WV
THE FORD LAW FIRM PLLC	\$51,740.44	67	LEWISBURG WV
DICKEN LAW PLLC	\$51,260.24	50	MORGANTOWN WV
LAW OFFICE OF LISA A GREEN	\$50,531.76	20	SHEPHERDSTOWN WV
BRIAN W BAILEY ATTORNEY AT LAW PLLC	\$50,387.84	66	HUNTINGTON WV
KATZ KANTOR STONESTREET & BUCKNER PLLC	\$50,235.68	46	PRINCETON WV
LOCKWOOD & LOCKWOOD	\$50,132.71	30	HUNTINGTON WV
MEADOWS LAW PLLC	\$50,005.21	28	HUNTINGTON WV
LESLIE L MAZE	\$49,605.65	38	ELIZABETH WV
SAL SELLARO CULPEPPER LEGAL GROUP PLLC	\$49,577.90	50	GARDENDALE AL
FRANCIS M CURNUTTE	\$49,479.97	68	KENOVA WV
MARCUM RUMORA & ASSOCIATES	\$49,398.85	79	HUNTINGTON WV
SARAH PAIGE VAN HORN	\$49,308.52	90	CLIFTON TX
MORIAH MYERS	\$49,094.64	36	HUNTINGTON WV
CISCO-STURGELL KATHRYN	\$48,754.00	57	HUNTINGTON WV
JOSHUA D BROWN	\$48,607.39	51	CLIFTON TX
LOUIE T PRICE	\$48,298.00	67	HUNTINGTON WV
EARL HAGER ESQUIRE	\$47,908.00	242	PRINCETON WV
LENA D PRATT	\$47,818.00	22	LOGAN WV
WILLIAM PRENTICE YOUNG PLLC	\$47,554.94	9	GARDENDALE AL
ORNDORFF MOWEN PLLC	\$47,022.58	39	SCOTT DEPOT WV
BYRON CRAIG MANFORD	\$46,948.94	17	HUNTINGTON WV
CAREY & STEWART PLLC	\$46,826.41	53	WEIRTON WV

**PUBLIC DEFENDER SERVICES
APPOINTED COUNSEL FEES AND EXPENSES PAID
FISCAL YEAR 2025**

FEES			
(DESCENDING ORDER BY TOTAL \$)			
PAYEE	TOTAL \$	# OF CLAIMS	OFFICE LOCATION
HARDY LAW FIRM	\$46,806.79	42	HILLSBORO WV
BLACKWATER LAW PLLC	\$46,751.42	22	HUNTINGTON WV
LAW OFFICES OF JOHN B BROOKS PLLC	\$46,668.63	28	HUNTINGTON WV
LAW OFFICE OF DEBBIE FLOWERS PAYNE	\$46,594.42	12	CHARLES TOWN WV
LAW OFFICE OF DAVID B KELLEY	\$45,728.21	23	PRINCETON WV
JUDY & JUDY	\$44,823.76	112	MOOREFIELD WV
HOLLANDSWORTH RICHARD W	\$43,541.02	116	GARDENDALE AL
KETTERING DELLIGATTI LAW OFFICES PLLC	\$43,496.72	99	FAIRMONT WV
TREADWAY JOHN H JR	\$43,421.54	43	MOOREFIELD WV
STEED DEBRA L PLLC	\$42,828.67	29	PARKERSBURG WV
JENNIFER N TAYLOR	\$42,773.70	102	CHARLESTON WV
DAMON B MORGAN	\$42,719.46	113	POINT PLEASANT WV
PETTIJOHN LAW GROUP LC	\$42,210.01	102	HUNTINGTON WV
R KEITH FLINCHUM	\$42,025.35	76	PRINCETON WV
BUSCH ZURBUCH & THOMPSON PLLC	\$41,973.28	47	ELKINS WV
HARRAH AND CAMPBELL ATTORNEYS AT LAW PLLC	\$41,861.93	60	FAYETTEVILLE WV
BRANDON SCOTT STEELE	\$41,839.40	20	CLIFTON TX
NETZ LAW PLLC	\$40,869.97	92	CLIFTON TX
KARICKHOFF DAVID	\$40,322.30	141	SUTTON WV
JAMES A MCCOY	\$40,218.48	34	HAMLIN WV
RODGERS JEFFREY S	\$40,010.12	53	HUNTINGTON WV
KATZ WORKING FAMILIES LAW FIRM LC	\$39,793.30	22	CHARLESTON WV
DON S MCDANIEL ATTORNEY AT LAW	\$39,482.43	37	BIG CREEK WV
STEVEN M THORNE	\$39,393.00	66	LOGAN WV
LAW FIRM OF A JOSEPH MUNOZ	\$39,264.20	16	PARKERSBURG WV
BOTTNER & ASSOCIATES ATTORNEYS AT LAW	\$39,261.00	57	CHARLES TOWN WV
LAW OFFICE OF B SCOTT WOLFE PLLC	\$39,255.67	32	HARRISVILLE WV
TIPTON LAW OFFICES	\$38,566.50	48	MORGANTOWN WV
LACY LAW OFFICES L C	\$38,468.18	26	CHARLESTON WV
POWER BECK & MATZUREFF	\$38,154.87	45	MARTINSBURG WV
LAW OFFICE OF CHRISTOPHER M WILSON PLLC	\$37,449.38	8	FAIRMONT WV
MARTINO GARY J	\$37,201.48	53	ANMOORE WV
LAW OFFICES OF BARBARA LYNN UTT	\$36,201.73	52	CLIFTON TX
MCCLURE GOAD PLLC	\$35,876.20	113	HUNTINGTON WV
ELIZABETH B WARNICK ATTORNEY	\$35,756.17	9	BRUCETON MILLS WV
THE WRIGHT LAW FIRM	\$35,675.36	29	MARTINSBURG WV
FRANCES C WHITEMAN	\$35,488.49	37	MORGANTOWN WV
J ROBESY LAW PLLC	\$35,324.50	67	BRIDGEPORT WV
HONAKER LAW OFFICE PLLC	\$35,210.99	47	RIPLEY WV
LAMBERT LAW OFFICES PLLC	\$35,116.97	30	HURRICANE WV

**PUBLIC DEFENDER SERVICES
APPOINTED COUNSEL FEES AND EXPENSES PAID
FISCAL YEAR 2025**

FEES			
(DESCENDING ORDER BY TOTAL \$)			
PAYEE	TOTAL \$	# OF CLAIMS	OFFICE LOCATION
D RANDALL CLARKE	\$35,113.00	56	CHARLESTON WV
JESSICA E MYERS	\$35,091.25	35	PARKERSBURG WV
JUBA-PLUMLEY ROSALEE	\$34,958.00	19	ELEANOR WV
JARRELL LAW OFFICE	\$34,339.01	28	WAYNE WV
MATTHEW HALL FAIR ATTORNEY AT LAW	\$34,285.50	58	ELKINS WV
CLAY LAW FIRM PLLC	\$33,855.50	23	FAYETTEVILLE WV
MAX H WHITE PLLC	\$33,404.53	72	KEYSER WV
LUPARDUS LAW OFFICE	\$33,332.77	28	CLIFTON TX
SMITH CLINTON W	\$33,244.00	48	CHARLESTON WV
GLOVER LEGAL PLLC	\$32,890.19	48	CLARKSBURG WV
GREINER & CYRUS LC	\$32,481.32	47	HUNTINGTON WV
DAVID G THOMPSON	\$32,046.81	48	PINEVILLE WV
LAW OFFICE OF KIMBERLY E MCGANN PLLC	\$31,986.26	61	HUNTINGTON WV
LAW OFFICE OF WARD MORGAN	\$31,310.37	18	BLUEFIELD WV
CARLTON ROBERT H LAW OFFICE	\$31,120.30	59	WILLIAMSON WV
SUTTON & JANELLE ATTORNEYS AT LAW PLLC	\$30,884.30	50	MARTINSBURG WV
BERNARD R MAUSER	\$30,812.52	9	SUTTON WV
BURTON LAW OFFICE	\$30,536.00	5	GARDENDALE AL
BRIAN C DEMPSTER	\$30,252.13	56	CLIFTON TX
JOSEPH A CURIA III	\$29,655.09	32	CHARLESTON WV
HATFIELD & HATFIELD PLLC	\$29,350.69	38	MADISON WV
BENNETT LAW LC	\$29,183.69	14	HUNTINGTON WV
JASON D HARWOOD	\$28,768.56	48	LOGAN WV
PERRYLAW LLC	\$28,591.23	10	CLIFTON TX
SHAWN D BAYLISS	\$28,448.65	30	HURRICANE WV
UMINA LEGAL PLLC	\$28,231.54	52	CLIFTON TX
KAY CASTO & CHANEY PLLC	\$27,837.70	69	CHARLESTON WV
KAITLYN ADKINS ATTORNEY AT LAW PLLC	\$27,634.62	23	HUNTINGTON WV
KEATON FRAZER MILLESON & DANTE PLLC	\$26,932.13	55	ROMNEY WV
KENNAD LEE SKEEN II	\$26,761.35	16	RIPLEY WV
ROBERT DUNLAP ESQ PLLC	\$26,740.61	26	BECKLEY WV
M SANTA BARBARA LAW OFFICE	\$26,504.72	23	MARTINSBURG WV
PAULA L HARBOUR ATTORNEY AT LAW PLLC	\$26,308.00	31	HUNTINGTON WV
CONRAD & CONRAD PLLC	\$25,969.08	24	HUNTINGTON WV
J M EVANS LAW LLC	\$25,913.09	62	GALLIPOLIS OH
EDMUND J ROLLO	\$25,771.59	34	MORGANTOWN WV
TRAVIS SAYRE	\$25,735.19	17	PARKERSBURG WV
BRIAN D YOST	\$25,675.99	37	HURRICANE WV
CATHE L MORELAND PLLC	\$25,639.95	19	ROMNEY WV
WINGFIELD LEGAL PLLC	\$24,935.66	9	MORGANTOWN WV

**PUBLIC DEFENDER SERVICES
APPOINTED COUNSEL FEES AND EXPENSES PAID
FISCAL YEAR 2025**

FEES			
(DESCENDING ORDER BY TOTAL \$)			
PAYEE	TOTAL \$	# OF CLAIMS	OFFICE LOCATION
GLOVER LAW & CONSULTING LC	\$24,656.76	47	CHARLESTON WV
G TODD HOUCK ATTORNEY AT LAW LC	\$24,323.70	82	MULLENS WV
LAUREN THOMPSON	\$24,050.00	15	WILLIAMSON WV
ADAMS LEGAL GROUP PLLC	\$23,665.82	9	SAN ANTONIO TX
STEPTOE & JOHNSON PLLC	\$23,567.39	16	BRIDGEPORT WV
ROBERT C CATLETT LAW OFFICE	\$23,110.58	17	WELLSBURG WV
JAMES RUDOLPH MARTIN	\$23,104.80	44	CHARLESTON WV
RANDALL D WALL	\$23,012.00	247	HUNTINGTON WV
REBECCA ANN MATHEWS	\$22,303.04	53	ANDALUSIA AL
GLORIA M STEPHENS	\$21,828.06	26	WELCH WV
MICHAEL E FROBLE	\$21,761.00	27	HUNTINGTON WV
MOORE LAW FIRM PLLC	\$21,065.58	1	FRANKLIN WV
SHAFFER MADIA LAW PLLC	\$20,933.12	2	MORGANTOWN WV
JACKSON KELLY PLLC	\$20,409.18	31	CHARLESTON WV
ALLISON R TAYLOR	\$20,083.46	45	FAYETTEVILLE WV
TAYLOR HINKLE & TAYLOR INC	\$19,797.31	16	BECKLEY WV
PEYTON LAW FIRM PLLC	\$19,765.62	2	NITRO WV
WILLIAMS LAW OFFICE PLLC	\$19,675.28	7	CHARLESTON WV
LAWRENCE E SHERMAN JR LC	\$19,115.52	3	ROMNEY WV
SARABETH JETT	\$18,671.60	11	RAVENSWOOD WV
ATTORNEY CRAWLEY-WOODS	\$17,943.38	12	MARTINSBURG WV
LAW OFFICES OF VANESSA LYNN RODRIGUEZ	\$17,013.60	19	BRIDGEPORT WV
RICHARD JOSEPH MCGERVEY	\$16,909.61	35	FAIRMONT WV
HOWARD J BLYLER ATTORNEY AT LAW	\$16,753.46	28	COWEN WV
WILLIAM C DUTY ATTORNEY OF LAW	\$16,597.24	50	HUNTINGTON WV
GARCIA LAW PLLC	\$16,243.50	14	FAIRMONT WV
LAW OFFICE OF GREG K SMITH PLLC	\$16,098.10	26	WILLIAMSON WV
MASON BARNHART	\$15,990.15	9	WEIRTON WV
THE LAW OFFICE OF TAYLOR GRAHAM	\$15,678.91	29	HUNTINGTON WV
LUSK & BRADFORD PLLC	\$15,326.00	15	BECKLEY WV
LAW OFFICES OF CRAIG P ERHARD PLLC	\$15,210.48	36	FAIRMONT WV
WAYNE KING	\$15,039.00	7	CLIFTON TX
WILLIAM L PENNINGTON	\$15,020.30	16	MORGANTOWN WV
SIDNEY H BELL	\$14,907.38	22	CLIFTON TX
BOUCHILLON CROSSAN & COLBURN LC	\$14,839.71	12	HUNTINGTON WV
VARNER & VAN VOLKENBURG PLLC	\$14,823.79	5	CLARKSBURG WV
JL COCHRAN LAW	\$14,593.77	10	BELLEVILLE WV
SELBE LAW FIRM PLLC	\$14,562.00	41	SUMMERSVILLE WV
MARTIN LAW FIRM	\$14,522.75	24	NITRO WV
DAVID J LOCKWOOD ESQUIRE PLLC	\$14,441.80	17	ASHFORD WV

**PUBLIC DEFENDER SERVICES
APPOINTED COUNSEL FEES AND EXPENSES PAID
FISCAL YEAR 2025**

FEES (DESCENDING ORDER BY TOTAL \$)			
PAYEE	TOTAL \$	# OF CLAIMS	OFFICE LOCATION
CARY LAW OFFICE PLLC	\$13,680.72	66	CHARLESTON WV
KUENZEL & ASSOCIATES PLLC	\$13,576.39	19	CHAPMANVILLE WV
NANCY A DALBY ATTORNEY AT LAW	\$13,412.64	3	GARDENDALE AL
WILLIAM B SUMMERS	\$12,837.41	18	CLIFTON TX
THE BRIGHT LAW FIRM PLLC	\$12,781.67	32	KINGWOOD WV
WILLIAM BLAKE BELCHER	\$12,747.79	27	BLUEFIELD WV
MAIER LAW OFFICE LLC	\$12,471.19	2	PRINCETON WV
JOHN E ARTIMEZ JR	\$12,460.33	6	WHEELING WV
FRAZIER OXLEY & PROCTOR LC	\$11,993.33	2	HUNTINGTON WV
SHANNON N PRICE	\$11,981.18	10	CLIFTON TX
BOWLES RICE LLP	\$11,956.71	7	CHARLESTON WV
WINIFRED L BUCY	\$11,814.39	8	BECKLEY WV
HOLLY JEANETTE BOWLING	\$11,709.32	6	CRUM WV
MARCUM LAW OFFICE	\$11,510.94	15	WILLIAMSON WV
ALEXANDRIA N MILLER LC	\$11,502.33	28	MABSCOTT WV
PRITT & PRITT PLLC	\$11,493.50	4	CLIFTON TX
DYER LAW OFFICES	\$11,351.48	9	CLARKSBURG WV
GLOVER LAW FIRM PLLC	\$11,339.70	1	MARTINSBURG WV
CRESTFIELD LAW LLC	\$11,264.77	39	FREDERICK MD
REBECCA L TATE	\$11,087.50	1	FAIRMONT WV
KOSTENKO & OSGOOD LC	\$11,070.04	11	HUNTINGTON WV
PAGE CROYDER	\$10,665.61	5	HEDGESVILLE WV
REGINALD D HENRY ATTORNEY AT LAW PLLC	\$10,272.79	8	MABSCOTT WV
GATSBY QUINTON HAYES RIDER	\$10,183.55	32	FAIRMONT WV
SPILMAN THOMAS & BATTLE PLLC	\$9,972.36	10	CHARLESTON WV
DIXON LAW OFFICE PLLC	\$9,809.52	2	HUNTINGTON WV
THE REBROOK LAW OFFICE	\$9,782.00	13	CHARLESTON WV
PAUGH SUSAN K	\$9,746.23	9	MARTINSBURG WV
ELIZABETH K CAMPBELL	\$9,586.02	8	OAK HILL WV
CHERYL L WARMAN	\$9,524.67	8	CLIFTON TX
STONE ROBERT C JR PLLC	\$9,220.08	10	MARTINSBURG WV
THE LAW OFFICE OF KELLY S CRITES PLLC	\$9,194.21	15	PETERSBURG WV
SARA CHAPMAN LAW PLLC	\$9,158.39	12	HUNTINGTON WV
ERICA BRANNON GUNN ATT AT LAW PLLC	\$9,101.50	39	HUNTINGTON WV
MCCASE LAW FIRM PLLC	\$9,000.00	7	PARKERSBURG WV
NEW STEPHEN P LC	\$8,275.87	10	BECKLEY WV
POWELL & MAJESTRO PLLC	\$8,138.00	11	CHARLESTON WV
LAW OFFICES OF CARIN KRAMER PLLC	\$8,099.66	30	LEWISBURG WV
JAMES R MILAM II ATTORNEY AT LAW PLLC	\$8,042.90	15	SUMMERSVILLE WV
ROBERT E BARRAT	\$7,977.94	9	MARTINSBURG WV

**PUBLIC DEFENDER SERVICES
APPOINTED COUNSEL FEES AND EXPENSES PAID
FISCAL YEAR 2025**

FEES (DESCENDING ORDER BY TOTAL \$)			
PAYEE	TOTAL \$	# OF CLAIMS	OFFICE LOCATION
SAMMONS OLIVERO & PARASCHOS PLLC	\$7,811.40	5	HUNTINGTON WV
LAW OFFICE OF BRENT CAMEON	\$7,577.51	6	MORGANTOWN WV
LYNCH LAW OFFICE	\$7,507.23	22	LERONA WV
ERIC S BLACK	\$7,360.50	7	BERKELEY SPRINGS WV
WOLFE WHITE & ASSOCIATES	\$7,232.90	22	LOGAN WV
GOLDEN & AMOS PLLC	\$7,224.60	11	PARKERSBURG WV
HYRE LAW	\$7,197.55	5	KINGWOOD WV
CROSS LAW OFFICE LLC	\$7,165.54	5	CALDWELL OH
CANDACE L OGLE	\$7,102.00	15	MORGANTOWN WV
GEORGE M TORRES	\$7,041.90	7	VIENNA WV
WILLIAM T NESTOR PLLC	\$7,041.53	13	ELKINS WV
HILL DAVID L	\$7,038.12	8	HURRICANE WV
ISNER LAW OFFICE LC INC	\$6,930.64	3	HUNTINGTON WV
ERIN CLARK	\$6,922.00	7	SHEPHERDSTOWN WV
BRADFORD & GRAY PLLC	\$6,798.00	12	BECKLEY WV
TONY LAW FIRM PLLC	\$6,784.93	16	OAK HILL WV
D CONRAD GALL	\$6,730.77	18	FAIRMONT WV
MOUNTAIN STATE LAW	\$6,710.00	1	CLARKSBURG WV
DUNKLE LAW PLLC	\$6,674.55	8	BARBOURSVILLE WV
MILLS KEVIN D & ASSOCIATES PLLC	\$6,626.00	9	CLIFTON TX
MALLETT SHANE M LAW OFFICES	\$6,524.00	4	WHEELING WV
RABER LAW OFFICES PLLC	\$6,300.00	18	CLIFTON TX
THE RIDDELL LAW GROUP PLLC	\$6,197.98	13	MARTINSBURG WV
GAYDOS & TURNER PLLC	\$6,079.50	10	KINGWOOD WV
LAW OFFICE OF STEPHANIE J SHEPHERD	\$5,919.80	7	MORGANTOWN WV
NICHOLS & SKINNER LC	\$5,788.01	8	CHARLES TOWN WV
THEODORE L TSORAS	\$5,481.99	2	POWHATAN POINT OH
KLIE LAW OFFICES PLLC	\$5,450.00	3	BUCKHANNON WV
KLIE LAW OFFICES PLLC	\$5,450.00	3	BUCKHANNON WV
ELLEM LAW OFFICE	\$5,329.85	1	PARKERSBURG WV
KEVIN P DAVIS	\$4,976.80	10	CLIFTON TX
KAYSER LAYNE & CLARK PLLC	\$4,710.00	11	POINT PLEASANT WV
PAYNE WILBERT A	\$4,598.37	21	BECKLEY WV
MORGAN SWITZER LAW PLLC	\$4,504.00	5	CHARLESTON WV
WILLIAM O HUFFMAN	\$4,404.52	2	PRINCETON WV
THRIVE LEGAL SERVICES PLLC	\$4,265.40	10	SUTTON WV
JONATHAN M BURTON	\$4,260.20	11	HUNTINGTON WV
DEVORE LAW OFFICE PLLC	\$4,150.00	7	HUNTINGTON WV
SKLAVOUNAKIS LAW OFFICE	\$4,092.00	4	WHEELING WV
JOHNS & ASSOCIATES PLLC	\$4,024.88	13	CHARLESTON WV

**PUBLIC DEFENDER SERVICES
APPOINTED COUNSEL FEES AND EXPENSES PAID
FISCAL YEAR 2025**

FEES			
(DESCENDING ORDER BY TOTAL \$)			
PAYEE	TOTAL \$	# OF CLAIMS	OFFICE LOCATION
KUHN & HAINES LC	\$4,015.68	7	KEYSER WV
RUMORA & RUMORA LC	\$4,008.09	5	HUNTINGTON WV
NICHOLS LAW OFFICE PLLC	\$3,991.00	6	CHARLESTON WV
JEFFREY K MATHERLY	\$3,979.41	1	MARTINSBURG WV
LAURA E SPADARO	\$3,863.06	1	WHITE SULPHUR SPRINGS WV
DIGITAL FORENSIC INVESTIGATIONS LLC	\$3,825.00	1	MORGANTOWN WV
THE KUSIMO-FRAZIER LAW FIRM PLLC	\$3,786.93	9	CHARLESTON WV
JOHNSON LAW OFFICE PLLC	\$3,773.29	1	ELEANOR WV
ELIZABETH PLUMER	\$3,745.05	3	HEDGESVILLE WV
JAMES GRIESACKER	\$3,682.21	8	CLIFTON TX
MOYE LAW OFFICE	\$3,635.28	6	WINFIELD WV
JARED S FRAME ATTORNEY AT LAW PLLC	\$3,527.90	4	SUTTON WV
KEVIN R CONNOLEY	\$3,484.92	4	MORGANTOWN WV
LAW OFFICE OF NICHOLAS FORREST COLVIN ESQ PLLC	\$3,480.44	3	MARTINSBURG WV
CAPON BRIDGE LEGAL PLLC	\$3,466.72	2	CAPON BRIDGE WV
NICHOLAS REYNOLDS ATTORNEY AT LAW	\$3,402.78	2	HUNTINGTON WV
HAMMONDS LAW OFFICE PLLC	\$3,400.00	5	CLIFTON TX
STAPLETON LAW OFFICES LC	\$3,384.00	1	HUNTINGTON WV
ALLEN LAW PLLC	\$3,363.92	5	CHARLESTON WV
SUSANNE THOMPSON	\$3,252.00	4	FALLING WATERS WV
SNYDER & HASSIG	\$3,097.25	1	NEW MARTINSVILLE WV
LAUREL RIDGE PSYCHOLOGICAL ASSOCIATES LLC	\$3,000.00	1	PRINCETON WV
WALTERS & HEISHMAN PLLC	\$2,838.00	6	MOOREFIELD WV
FLANIGAN LAW OFFICE	\$2,768.20	3	HUNTINGTON WV
KITTLE LAW OFFICE PLLC	\$2,709.30	19	ELKINS WV
FRANKLIN & PROKOPIK A PROFESSIONAL CORPORATION	\$2,696.00	4	BALTIMORE MD
ADKINS LAW OFFICE PLLC	\$2,653.10	1	CLIFTON TX
NICOLE GRIMES	\$2,594.00	4	CHARLESTON WV
TSIATSOS LAW FIRM PLLC	\$2,314.00	2	INWOOD WV
STROEBEL & STROEBEL PLLC	\$2,193.21	1	CHARLESTON WV
KENNETH J BARNETT LC	\$2,180.00	1	SUMMERSVILLE WV
THOMAS LEGAL GROUP PLLC	\$2,170.54	2	WESTON WV
LAURA RICHMOND MOYE PLLC	\$2,008.00	4	BECKLEY WV
CAMPBELL WOODS PLLC	\$1,985.92	1	HUNTINGTON WV
JAMES LAW FIRM	\$1,854.72	2	KEYSER WV
TITUS LAW PLLC	\$1,844.14	5	SPENCER WV
THE ASHTON LAW FIRM	\$1,820.00	2	MARTINSBURG WV
TISSUE PHILIP J	\$1,815.37	3	OAK HILL WV
MARK A GLOVER	\$1,764.02	3	CHARLESTON WV
KARR LAW PLLC	\$1,733.89	1	PARKERSBURG WV

**PUBLIC DEFENDER SERVICES
APPOINTED COUNSEL FEES AND EXPENSES PAID
FISCAL YEAR 2025**

FEES (DESCENDING ORDER BY TOTAL \$)			
PAYEE	TOTAL \$	# OF CLAIMS	OFFICE LOCATION
VITAL & VITAL LC	\$1,640.00	1	HUNTINGTON WV
SARA HAWTHORNE BOHN	\$1,613.18	2	WEIRTON WV
HAMILTON NEAL J	\$1,559.62	1	FAIRMONT WV
WHITNEY DAVIS	\$1,526.38	1	RUSSELL KY
MARK D PANEPINTO	\$1,473.85	1	WHEELING WV
MANCHIN FERRETTI PLLC	\$1,264.00	2	MARTINSBURG WV
THE BRUCE CLARK LAW FIRM LLC	\$1,255.15	4	STEUBENVILLE OH
J BROWN LAW GROUP PLLC	\$1,213.95	2	CLIFTON TX
LAW OFFICES OF JAMES W GABEHART	\$1,180.16	2	LEBANON TN
DONADIEU LAW	\$1,179.66	2	WINCHESTER VA
C JOSEPH STEVENS ATTORNEY AT LAW PLLC	\$1,164.00	4	HAMLIN WV
LAW OFFICES OF RICHARD D SMITH JR	\$1,119.34	2	PARKERSBURG WV
REDMAN LEGAL LC	\$1,071.74	1	CHARLESTON WV
DYER & WATSON PLLC	\$1,032.00	1	BRIDGEPORT WV
DAVID MIRHOSEINI ATTORNEY AT LAW	\$1,023.90	1	GARDENDALE AL
GEORGE J COSENZA PLLC	\$1,019.13	1	PARKERSBURG WV
MICHAEL NELSON M LC	\$999.36	4	KEYSER WV
HAYDEN & ASSOCIATES LC	\$976.01	3	HUNTINGTON WV
CATHRYN A NOGAY	\$958.35	1	WEIRTON WV
STERN & EISENBERG PC	\$921.20	1	WARRINGTON PA
EUPHEMIA KALLAS ESQ	\$902.00	1	SHEPHERDSTOWN WV
APRYLL H BOGGS LAW FIRM PLLC	\$847.85	3	WINFIELD WV
JAY W GERBER JR	\$818.00	3	VIENNA WV
J MILES MORGAN PLLC	\$726.04	3	CHARLESTON WV
PETITTO LAW PLLC	\$692.00	1	GARDENDALE AL
JAMES D STACY	\$690.18	1	HUNTINGTON WV
HENDRICKSON & LONG PLLC	\$626.00	1	CHARLESTON WV
FAMILY LAW ASSOCIATES	\$587.31	1	CLARKSBURG WV
JOHN M THOMPSON	\$583.10	1	HUNTINGTON WV
ASHLEY STURGELL ATTORNEY AT LAW PLLC	\$508.00	1	WHITESBURG KY
THE CULLOP FIRM PLLC	\$500.00	1	SOUTH CHARLESTON WV
AKERS MCCLAIN PLLC	\$453.63	1	SUMMERSVILLE WV
KAYSER LAYNE & CLARK PLLC	\$376.00	1	APPLE GROVE WV
TRACY P HERRON-RICE	\$358.05	1	MOOREFIELD WV
KAREN L HALL	\$304.00	1	MORGANTOWN WV
JOSEPH H SPANO JR	\$296.00	1	BIRMINGHAM AL
CICCARELLO DEL GIUDICE & LAFON	\$162.00	1	CHARLESTON WV
BURKE SCHULTZ HARMAN & JENKINSON	\$144.00	1	MARTINSBURG WV
ZIEGLER & ZIEGLER LC	\$124.00	1	HINTON WV
APPOINTED COUNSEL VOUCHERS	\$31,552,256.12	35,151	

**PUBLIC DEFENDER SERVICES
APPOINTED COUNSEL FEES AND EXPENSES PAID
FISCAL YEAR 2025**

DIRECT EXPENSE VOUCHERS (DESCENDING ORDER BY TOTAL \$)			
DIRECT EXPENSE VOUCHERS	TOTAL \$	# OF CLAIMS	OFFICE LOCATION
PRECISION LEGAL SERVICES LLC	\$104,873.63	53	CLIFTON TX
ELITE INVESTIGATIONS INC	\$78,837.80	2	HUNTINGTON WV
BREWSTER INVESTIGATIONS	\$56,179.28	26	CLIFTON TX
ANCHOR FORENSIC PATHOLOGY LLC	\$45,200.00	1	BARRINGTON RI
STRATEGIC INVESTIGATIVE SOLUTIONS LLC	\$44,710.14	23	CHARLESTON WV
CORNELL INVESTIGATIONS LLC	\$32,655.81	84	HARRISVILLE WV
EAGLE SECURITY GROUP INC	\$30,544.51	1	FREDERICKSBURG VA
COOK SERVICES & INVESTIGATIONS	\$23,501.42	4	LOST RIVER WV
FREMOUW SIGLEY & BAKER PSYCHOLOGICAL ASSOCIATES PLLC	\$21,350.00	10	MORGANTOWN WV
GRIFFIN & ASSOCIATES	\$20,696.98	2	HUNTINGTON WV
PENNINGTON & ASSOCIATES LTD	\$20,168.72	5	IRONTON OH
THIRD EYE FORENSIC CONSULTANCY LLC	\$16,500.00	2	CLIFTON TX
E A S WINCHESTER PLLC	\$13,800.00	4	WINCHESTER VA
CHARLES P SAMENOW MD MPH LLC	\$11,612.50	1	WASHINGTON DC
LAUREL RIDGE PSYCHOLOGICAL ASSOCIATES LLC	\$11,200.00	3	PRINCETON WV
HAILEA S HARRISON	\$10,645.75	4	MORGANTOWN WV
BARTON INVESTIGATIONS	\$9,690.83	10	PARKERSBURG WV
BLUE RIDGE PSYCHOLOGICAL ASSOCIATES LLC	\$8,003.14	1	CROZET VA
CLAYMAN & ASSOCIATES PLLC	\$7,601.00	3	CHARLESTON WV
CRAIG H COLLISON	\$7,425.00	1	MADISONBURG PA
THE RECTOR AND VISITORS OF THE UNIVERSITY OF VIRGINIA	\$7,326.44	1	CHARLOTTESVILLE VA
KATHY J DAVIS	\$7,305.10	6	FT GAY WV
PRINCIPLE FORENSICS LLC	\$6,900.00	1	KNOXVILLE TN
WRIGHT ARMS LLC	\$5,900.00	1	ASHEVILLE NC
PSYCHOLOGICAL CONSULTING INC	\$5,500.00	5	MARTINSBURG WV
UNIVERSITY HEALTH ASSOCIATES	\$4,812.50	1	MORGANTOWN WV
LOSH MOUNTAIN LEGAL SERVICES	\$4,440.42	1	CLARKSBURG WV
CHRISTI COOPER LEHKI DO PLLC	\$4,400.00	1	MORGANTOWN WV
LJUBISA J DRAGOVIC	\$4,250.00	1	GROSSE POINTE FARMS MI
LAWRENCE GUZZARDI SOLO PRACTITIONER	\$4,000.00	1	HYANNIS MA
CERTIFIED INVESTIGATIONS INTERNATIONAL INC	\$3,870.00	1	REDFORD TOWNSHIP MI
THE TASA GROUP INC	\$3,800.00	1	TROOPER PA
MICHAEL H KOCH	\$3,800.00	1	ROANOKE VA
SOUND TESTIMONY	\$3,700.00	1	JOHNSTOWN PA
VAUGHAN INVESTIGATIONS	\$3,616.87	3	BRADLEY WV
THOMAS R ADAMSKI	\$3,580.00	1	PHILIPPI WV
EMMA MICHELE ZIRKLE	\$3,356.30	2	SALEM WV
REBECCA SUSAN LINGER	\$3,325.00	1	CHARLESTON WV

**PUBLIC DEFENDER SERVICES
APPOINTED COUNSEL FEES AND EXPENSES PAID
FISCAL YEAR 2025**

DIRECT EXPENSE VOUCHERS (DESCENDING ORDER BY TOTAL \$)			
DIRECT EXPENSE VOUCHERS	TOTAL \$	# OF CLAIMS	OFFICE LOCATION
S2C GROUP LLC	\$3,285.00	3	SUMMIT POINT WV
MAVEN PSYCHOLOGY GROUP PC	\$3,200.04	2	CHEVY CHASE MD
APPLIED DNA RESOURCES	\$2,887.50	1	COLUMBUS OH
GULF COAST FORENSIC SOLUTIONS LLC	\$2,750.00	1	LAKE CHARLES LA
CATOCTIN COUNSELING CENTERS INC	\$2,625.00	1	FREDERICK MD
ROBIN R BROWN	\$2,490.95	1	LOOKOUT WV
MOUNTAIN STATE PSYCHOLOGICAL SERVICES PLLC	\$2,440.42	1	KEYSER WV
TW FORENSIC CONSULTING LLC	\$2,400.00	1	WALL TOWNSHIP NJ
NEISWONGER & WHITE	\$2,225.00	1	GARDENDALE AL
ASSURED POLYGRAPH SERVICES INC	\$2,125.25	1	PITTSBURGH PA
CRC CONSULTING GROUP LLC	\$1,941.67	1	LAS VEGAS NV
PAUL F KRADEL	\$1,800.00	1	SHEPHERDSTOWN WV
DIGITAL FORENSIC INVESTIGATIONS LLC	\$1,725.00	1	MORGANTOWN WV
SAAR PSYCHOLOGICAL GROUP PLLC	\$1,500.00	1	SOUTH CHARLESTON WV
CODE 3 BLUE EYE INVESTIGATIVE SERVICES LLC	\$1,270.04	1	BERKELEY SPRINGS WV
LANTERN MENTAL HEALTH INC	\$1,200.00	1	PINEVILLE WV
SECOND CREEK TECHNOLOGIES LLC	\$1,150.11	2	BARBOURSVILLE WV
NOVUS HEALTHCARE INC	\$1,000.00	1	MARTINSBURG WV
SHARON L VINCENT	\$974.05	1	FAIRMONT WV
CONNIE D DEMUTH	\$870.10	3	HURRICANE WV
LG PRINCIPLES LLC	\$862.50	1	SUPERIOR WI
CHRISTOPHER A SALYERS	\$800.80	3	CHARLESTON WV
ALLISON J KELLEY	\$673.75	1	CLARKSBURG WV
ABLE AND ASSOCIATES INVESTIGATIONS AND FORENSICS CONSULTING LLC	\$605.69	1	PRINCETON WV
MADISON KNIGHT	\$539.00	1	PENNSBORO WV
BELINDA E MUNDY	\$527.45	1	CHARLESTON WV
PANHANDLE PRINTING & DESIGN LLC	\$401.63	3	MARTINSBURG WV
WV DEPOS	\$370.50	1	CLARKSBURG WV
ANNE R OWENS	\$369.50	1	LEWISBURG WV
JENNIFER YOUNG MA LPC	\$320.00	1	MARTINSBURG WV
DONNA H MILLER	\$310.65	1	KENNA WV
JOHN D ROHRBAUGH	\$260.14	1	SPRINGFIELD WV
NANCY MCNEALY CCR	\$231.00	1	CHARLESTON WV
MARCIA L CHANDLER	\$219.45	1	GREENCASTLE PA
ELSS EXECUTIVE REPORTING LLC	\$208.00	1	HAGERSTOWN MD
SANDRA L KELLEY	\$178.45	2	BUNKER HILL WV
TRACY P HERRON-RICE	\$176.00	6	MOOREFIELD WV
MEGAN JOSEPH	\$161.70	1	RIVESVILLE WV
TERRI R CHESLOCK	\$115.50	1	FAIRMONT WV

**PUBLIC DEFENDER SERVICES
APPOINTED COUNSEL FEES AND EXPENSES PAID
FISCAL YEAR 2025**

DIRECT EXPENSE VOUCHERS (DESCENDING ORDER BY TOTAL \$)			
DIRECT EXPENSE VOUCHERS	TOTAL \$	# OF CLAIMS	OFFICE LOCATION
HELEN K LUTZOW	\$96.75	1	MARTINSBURG WV
PENNY S SULLINS	\$70.00	1	LAKE WV
CROCK HAMRICK REPORTING SERVICES	\$49.90	2	INWOOD WV
DIRECT EXPENSE VOUCHERS	\$706,487.63	329	

**PUBLIC DEFENDER SERVICES
APPOINTED COUNSEL FEES AND EXPENSES PAID
FISCAL YEAR 2025**

ROJAS			
(DESCENDING ORDER BY TOTAL \$)			
ROJAS VOUCHERS	TOTAL \$	# OF CLAIMS	OFFICE LOCATION
MCCOID NOON & SAURBIER PLLC	\$4,681.98	1	WHEELING WV
FREMOUW SIGLEY & BAKER PSYCHOLOGICAL ASSOCIATES PLLC	\$4,525.00	2	MORGANTOWN WV
THE WRIGHT LAW FIRM	\$1,888.60	1	MARTINSBURG WV
ROJAS VOUCHERS	\$11,095.58	4	

**PUBLIC DEFENDER SERVICES
APPOINTED COUNSEL FEES AND EXPENSES PAID
FISCAL YEAR 2025**

FEEES (ALPHABETICAL ORDER)			
PAYEE	TOTAL \$	# OF CLAIMS	OFFICE LOCATION
AARON PAUL YOHO	\$60,440.14	72	CLIFTON TX
ADAMS LAW FIRM PLLC	\$119,290.17	91	GARDENDALE AL
ADAMS LEGAL GROUP PLLC	\$23,665.82	9	SAN ANTONIO TX
ADKINS LAW OFFICE PLLC	\$2,653.10	1	CLIFTON TX
AKERS MCCLAIN PLLC	\$453.63	1	SUMMERSVILLE WV
ALEXANDER LAW OFFICES PLLC	\$168,518.73	23	CLIFTON TX
ALEXANDRIA N MILLER LC	\$11,502.33	28	MABSCOTT WV
ALLEN LAW PLLC	\$3,363.92	5	CHARLESTON WV
ALLISON K HUSON	\$67,784.07	81	HUNTINGTON WV
ALLISON R TAYLOR	\$20,083.46	45	FAYETTEVILLE WV
ANDERSON LAW OFFICE PLLC	\$83,976.17	116	HUNTINGTON WV
ANDREA P POWELL	\$68,541.33	36	HUNTINGTON WV
ANDREW B CHATTIN	\$146,496.24	288	CHARLESTON WV
ANDREW NEIL FRYE III	\$108,535.05	82	CLIFTON TX
ANDREW TYLER RESETER	\$80,741.92	89	MORGANTOWN WV
APRYLL H BOGGS LAW FIRM PLLC	\$847.85	3	WINFIELD WV
ARMSTRONG LAW PLLC	\$80,875.63	83	GASSAWAY WV
ARNOLD & BAILEY PLLC	\$136,546.21	168	CHARLES TOWN WV
ASHLEY STURGELL ATTORNEY AT LAW PLLC	\$508.00	1	WHITESBURG KY
ATTORNEY CRAWLEY-WOODS	\$17,943.38	12	MARTINSBURG WV
BAILEY LEGAL SERVICES PLLC	\$67,197.88	55	HUNTINGTON WV
BALLARD LAW LLC	\$156,615.39	194	PEARISBURG VA
BARBARA L BAXTER	\$54,356.65	22	CHARLESTON WV
BARNEY LAW PLLC	\$106,029.50	214	HURRICANE WV
BEAVERS LAW FIRM PLLC	\$71,759.72	37	HUNTINGTON WV
BELINDA A HAYNIE	\$71,538.76	40	MORGANTOWN WV
BELLOMY & TURNER LC	\$64,391.53	264	HUNTINGTON WV
BENNETT LAW LC	\$29,183.69	14	HUNTINGTON WV
BERNARD L SPAULDING	\$101,400.29	70	CLIFTON TX
BERNARD R MAUSER	\$30,812.52	9	SUTTON WV
BLACKWATER LAW PLLC	\$46,751.42	22	HUNTINGTON WV
BLANKENSHIP LAW	\$147,175.07	38	BARBOURSVILLE WV
BOTTNER & ASSOCIATES ATTORNEYS AT LAW	\$39,261.00	57	CHARLES TOWN WV
BOUCHILLON CROSSAN & COLBURN LC	\$14,839.71	12	HUNTINGTON WV
BOWLES RICE LLP	\$11,956.71	7	CHARLESTON WV
BRADFORD & GRAY PLLC	\$6,798.00	12	BECKLEY WV
BRANDON SCOTT STEELE	\$41,839.40	20	CLIFTON TX
BRENT EASTON ATTORNEY AT LAW PLLC	\$107,511.86	134	DAVIS WV
BRIAN C DEMPSTER	\$30,252.13	56	CLIFTON TX
BRIAN D YOST	\$25,675.99	37	HURRICANE WV
BRIAN W BAILEY ATTORNEY AT LAW PLLC	\$50,387.84	66	HUNTINGTON WV
BRILL JONATHAN G PLLC	\$66,603.96	70	ROMNEY WV
BULLMAN & BULLMAN	\$146,761.68	172	CHARLESTON WV
BURKE SCHULTZ HARMAN & JENKINSON	\$144.00	1	MARTINSBURG WV

**PUBLIC DEFENDER SERVICES
APPOINTED COUNSEL FEES AND EXPENSES PAID
FISCAL YEAR 2025**

FEES (ALPHABETICAL ORDER)			
PAYEE	TOTAL \$	# OF CLAIMS	OFFICE LOCATION
BURTON LAW OFFICE	\$30,536.00	5	GARDENDALE AL
BUSCH ZURBUCH & THOMPSON PLLC	\$41,973.28	47	ELKINS WV
BYRON CRAIG MANFORD	\$46,948.94	17	HUNTINGTON WV
C JOSEPH STEVENS ATTORNEY AT LAW PLLC	\$1,164.00	4	HAMLIN WV
CALLAGHAN & CALLAGHAN PLLC	\$105,029.61	56	SUMMERSVILLE WV
CAMPBELL & SMITH PLLC	\$167,260.15	257	CLIFTON TX
CAMPBELL WOODS PLLC	\$1,985.92	1	HUNTINGTON WV
CANDACE L OGLE	\$7,102.00	15	MORGANTOWN WV
CAPON BRIDGE LEGAL PLLC	\$3,466.72	2	CAPON BRIDGE WV
CAREY & STEWART PLLC	\$46,826.41	53	WEIRTON WV
CARLTON ROBERT H LAW OFFICE	\$31,120.30	59	WILLIAMSON WV
CARRIE F DEHAVEN	\$61,810.16	52	LEWISBURG WV
CARY LAW OFFICE PLLC	\$13,680.72	66	CHARLESTON WV
CASSELL & CREWE PC	\$54,188.39	68	WYTHEVILLE VA
CATHE L MORELAND PLLC	\$25,639.95	19	ROMNEY WV
CATHRYN A NOGAY	\$958.35	1	WEIRTON WV
CHARLES R HAMILTON	\$115,151.93	145	CHARLESTON WV
CHARLES YOUNGER	\$113,984.00	60	HUNTINGTON WV
CHERYL L WARMAN	\$9,524.67	8	CLIFTON TX
CHILDLAW SERVICES INC	\$785,446.22	483	PRINCETON WV
CHRISTIAN MATTHEW HICKMAN	\$113,354.91	116	FAIRMONT WV
CHRISTINE L GLOVER	\$151,813.98	35	FALLING WATERS WV
CICCARELLO DEL GIUDICE & LAFON	\$162.00	1	CHARLESTON WV
CISCO-STURGELL KATHRYN	\$48,754.00	57	HUNTINGTON WV
CLAY LAW FIRM PLLC	\$33,855.50	23	FAYETTEVILLE WV
CLINE & SINGH PLLC	\$134,522.18	99	WEIRTON WV
COLLEEN M BROWN-BAILEY	\$148,841.19	69	BECKLEY WV
CONRAD & CONRAD PLLC	\$25,969.08	24	HUNTINGTON WV
CONRAD LAW OFFICE	\$160,359.23	60	MORGANTOWN WV
CONWAY LAW OFFICE	\$120,246.00	370	HUNTINGTON WV
COOK LAW OFFICES PLLC	\$131,855.58	242	HUNTINGTON WV
COURTRIGHT LAW OFFICES PLLC	\$102,805.84	81	HURRICANE WV
CRESTFIELD LAW LLC	\$11,264.77	39	FREDERICK MD
CROSS LAW OFFICE LLC	\$7,165.54	5	CALDWELL OH
CROWE LAW LLC	\$173,856.22	98	MORGANTOWN WV
CYNTHIA J JARRELL	\$76,972.23	16	DANVILLE WV
D CONRAD GALL	\$6,730.77	18	FAIRMONT WV
D RANDALL CLARKE	\$35,113.00	56	CHARLESTON WV
DAMON B MORGAN	\$42,719.46	113	POINT PLEASANT WV
DASCOLI LAW OFFICE	\$104,534.00	299	GARDENDALE AL
DAVENPORT & KNIPP PLLC	\$72,033.00	67	WEST HAMLIN WV
DAVID G THOMPSON	\$32,046.81	48	PINEVILLE WV
DAVID J LOCKWOOD ESQUIRE PLLC	\$14,441.80	17	ASHFORD WV
DAVID MIRHOSEINI ATTORNEY AT LAW	\$1,023.90	1	GARDENDALE AL

**PUBLIC DEFENDER SERVICES
APPOINTED COUNSEL FEES AND EXPENSES PAID
FISCAL YEAR 2025**

FEES (ALPHABETICAL ORDER)			
PAYEE	TOTAL \$	# OF CLAIMS	OFFICE LOCATION
DAYTON MEADOWS	\$102,809.28	66	HUNTINGTON WV
DEAN E WILLIAMS	\$201,317.10	65	GARDENDALE AL
DEAN LAW OFFICES PLLC	\$115,933.12	295	GARDENDALE AL
DEAN MORGAN	\$129,779.46	187	CLIFTON TX
DEMOSS DAVID B	\$103,840.67	155	GARDENDALE AL
DEVORE LAW OFFICE PLLC	\$4,150.00	7	HUNTINGTON WV
DIANE D MICHAEL	\$92,249.27	27	GARDENDALE AL
DICKEN LAW PLLC	\$51,260.24	50	MORGANTOWN WV
DIEHL LAW PLLC	\$65,939.63	18	MARTINSBURG WV
DIGITAL FORENSIC INVESTIGATIONS LLC	\$3,825.00	1	MORGANTOWN WV
DINARDI PETER D	\$201,215.04	142	GARDENDALE AL
DIXON LAW OFFICE PLLC	\$9,809.52	2	HUNTINGTON WV
DON S MCDANIEL ATTORNEY AT LAW	\$39,482.43	37	BIG CREEK WV
DONADIEU LAW	\$1,179.66	2	WINCHESTER VA
DOTSENKO LAW OFFICES PLLC	\$127,181.29	91	GARDENDALE AL
DUNKLE LAW PLLC	\$6,674.55	8	BARBOURSVILLE WV
DYER & WATSON PLLC	\$1,032.00	1	BRIDGEPORT WV
DYER LAW OFFICES	\$11,351.48	9	CLARKSBURG WV
EARL HAGER ESQUIRE	\$47,908.00	242	PRINCETON WV
EDMOND & BAUM PLLC	\$197,164.69	244	HUNTINGTON WV
EDMUND J ROLLO	\$25,771.59	34	MORGANTOWN WV
ELITE LEGAL LLC	\$90,663.51	66	HUNTINGTON WV
ELIZABETH B WARNICK ATTORNEY	\$35,756.17	9	BRUCETON MILLS WV
ELIZABETH K CAMPBELL	\$9,586.02	8	OAK HILL WV
ELIZABETH PLUMER	\$3,745.05	3	HEDGESVILLE WV
ELLEM LAW OFFICE	\$5,329.85	1	PARKERSBURG WV
ERIC K POWELL	\$147,081.59	78	CLIFTON TX
ERIC S BLACK	\$7,360.50	7	BERKELEY SPRINGS WV
ERICA BRANNON GUNN ATT AT LAW PLLC	\$9,101.50	39	HUNTINGTON WV
ERIN CLARK	\$6,922.00	7	SHEPHERDSTOWN WV
EUPHEMIA KALLAS ESQ	\$902.00	1	SHEPHERDSTOWN WV
F JOHN OSHOWAY	\$52,034.78	43	PARKERSBURG WV
FAMILY LAW ASSOCIATES	\$587.31	1	CLARKSBURG WV
FARNSWORTH LAW OFFICE	\$113,587.09	238	CLIFTON TX
FLANIGAN LAW OFFICE	\$2,768.20	3	HUNTINGTON WV
FRANCES C WHITEMAN	\$35,488.49	37	MORGANTOWN WV
FRANCIS ERIC M	\$63,177.77	71	HUNTINGTON WV
FRANCIS M CURNUTTE	\$49,479.97	68	KENOVA WV
FRANKLIN & PROKOPIK A PROFESSIONAL CORPORATION	\$2,696.00	4	BALTIMORE MD
FRAZIER OXLEY & PROCTOR LC	\$11,993.33	2	HUNTINGTON WV
FREEMAN LAW OFFICES	\$75,177.13	161	CLIFTON TX
FUNKHOUSER & SMITH PLLC	\$173,400.29	238	HUNTINGTON WV
G TODD HOUCK ATTORNEY AT LAW LC	\$24,323.70	82	MULLENS WV

**PUBLIC DEFENDER SERVICES
APPOINTED COUNSEL FEES AND EXPENSES PAID
FISCAL YEAR 2025**

FEES (ALPHABETICAL ORDER)			
PAYEE	TOTAL \$	# OF CLAIMS	OFFICE LOCATION
GAIL IDA MICHELSON	\$92,175.17	316	CHARLESTON WV
GARCIA LAW PLLC	\$16,243.50	14	FAIRMONT WV
GARRETT & GARRETT	\$57,218.22	24	MATHIAS WV
GARVIN LAW PLLC	\$90,443.83	41	NUTTER FORT WV
GATSBY QUINTON HAYES RIDER	\$10,183.55	32	FAIRMONT WV
GAYDOS & TURNER PLLC	\$6,079.50	10	KINGWOOD WV
GEARY & GEARY LC	\$73,399.67	161	PETERSBURG WV
GENTILOZZI & ASSOCIATES	\$122,085.00	374	CLARKSBURG WV
GEORGE J COSENZA PLLC	\$1,019.13	1	PARKERSBURG WV
GEORGE M TORRES	\$7,041.90	7	VIENNA WV
GLAZER SAAD ANDERSON LC	\$72,016.32	85	CLIFTON TX
GLORIA M STEPHENS	\$21,828.06	26	WELCH WV
GLOVER LAW & CONSULTING LC	\$24,656.76	47	CHARLESTON WV
GLOVER LAW FIRM PLLC	\$11,339.70	1	MARTINSBURG WV
GLOVER LEGAL PLLC	\$32,890.19	48	CLARKSBURG WV
GOLDEN & AMOS PLLC	\$7,224.60	11	PARKERSBURG WV
GRANT M SHERMAN PLLC	\$92,203.51	96	ROMNEY WV
GREGG PHILLIP DAVIS	\$216,406.75	160	ARTHURDALE WV
GREGORY G MICHAEL	\$106,221.81	246	FAIRMONT WV
GREGORY R TINGLER	\$161,590.23	153	HUNTINGTON WV
GREINER & CYRUS LC	\$32,481.32	47	HUNTINGTON WV
GRUNAU LAW OFFICES PLLC	\$179,899.02	74	HUNTINGTON WV
GUNNOE LAW OFFICE	\$72,336.21	68	LEWISBURG WV
GWALTNEY LAW OFFICE	\$58,182.03	120	DELLSLOW WV
HAMILTON NEAL J	\$1,559.62	1	FAIRMONT WV
HAMMONDS LAW OFFICE PLLC	\$3,400.00	5	CLIFTON TX
HANDLEY & HUNT PLLC	\$96,334.54	104	POINT PLEASANT WV
HARCLERODE LAW PLLC	\$142,760.63	168	SHINNSTON WV
HARDY LAW FIRM	\$46,806.79	42	HILLSBORO WV
HARRAH AND CAMPBELL ATTORNEYS AT LAW PLLC	\$41,861.93	60	FAYETTEVILLE WV
HATFIELD & HATFIELD PLLC	\$29,350.69	38	MADISON WV
HAWKINS JAMES E JR	\$122,141.47	161	BUCKHANNON WV
HAYDEN & ASSOCIATES LC	\$976.01	3	HUNTINGTON WV
HENDRICKSON & LONG PLLC	\$626.00	1	CHARLESTON WV
HERBERT L HIVELY	\$180,216.45	460	GARDENDALE AL
HILL DAVID L	\$7,038.12	8	HURRICANE WV
HINZMAN LAW PLLC	\$52,911.80	36	MORGANTOWN WV
HOLLANDSWORTH RICHARD W	\$43,541.02	116	GARDENDALE AL
HOLLY JEANETTE BOWLING	\$11,709.32	6	CRUM WV
HOLLY W HINERMAN	\$162,825.85	116	HUNTINGTON WV
HONAKER LAW OFFICE PLLC	\$35,210.99	47	RIPLEY WV
HOWARD J BLYLER ATTORNEY AT LAW	\$16,753.46	28	COWEN WV
HUGHART LAW OFFICE	\$79,807.93	39	SISSONVILLE WV
HUMBERSON DON A	\$136,299.79	52	GARDENDALE AL

**PUBLIC DEFENDER SERVICES
APPOINTED COUNSEL FEES AND EXPENSES PAID
FISCAL YEAR 2025**

FEEES (ALPHABETICAL ORDER)			
PAYEE	TOTAL \$	# OF CLAIMS	OFFICE LOCATION
HUNTER ESCUE LAW PRACTICE CO	\$291,689.27	770	HURRICANE WV
HUNTER LAW OFFICE	\$55,971.70	72	SCOTT DEPOT WV
HYLTON LAW OFFICE PLLC	\$102,505.29	40	FAYETTEVILLE WV
HYRE LAW	\$7,197.55	5	KINGWOOD WV
IAN T MASTERS	\$84,638.98	153	GERRARDSTOWN WV
ISNER LAW OFFICE LC INC	\$6,930.64	3	HUNTINGTON WV
J A M LAW PLLC	\$147,842.35	185	HUNTINGTON WV
J BROWN LAW GROUP PLLC	\$1,213.95	2	CLIFTON TX
J LAW	\$58,329.98	27	VIENNA WV
J M EVANS LAW LLC	\$25,913.09	62	GALLIPOLIS OH
J MILES MORGAN PLLC	\$726.04	3	CHARLESTON WV
J ROBEY LAW PLLC	\$35,324.50	67	BRIDGEPORT WV
JACK WOOD	\$72,080.31	38	WEIRTON WV
JACKSON KELLY PLLC	\$20,409.18	31	CHARLESTON WV
JAMELLA L LOCKWOOD	\$204,029.75	197	BUCKHANNON WV
JAMES A MCCOY	\$40,218.48	34	HAMLIN WV
JAMES D STACY	\$690.18	1	HUNTINGTON WV
JAMES GRIESACKER	\$3,682.21	8	CLIFTON TX
JAMES LAW FIRM	\$1,854.72	2	KEYSER WV
JAMES R MILAM II ATTORNEY AT LAW PLLC	\$8,042.90	15	SUMMERSVILLE WV
JAMES RUDOLPH MARTIN	\$23,104.80	44	CHARLESTON WV
JANUTOLO LAW PLLC	\$161,116.68	324	HUNTINGTON WV
JARED S FRAME ATTORNEY AT LAW PLLC	\$3,527.90	4	SUTTON WV
JARRELL LAW OFFICE	\$34,339.01	28	WAYNE WV
JASON D HARWOOD	\$28,768.56	48	LOGAN WV
JASON S LORD	\$135,025.07	127	CHARLESTON WV
JAY W GERBER JR	\$818.00	3	VIENNA WV
JEFFREY B REED ATTORNEY PLLC	\$51,947.45	22	PARKERSBURG WV
JEFFREY K MATHERLY	\$3,979.41	1	MARTINSBURG WV
JENNIFER N TAYLOR	\$42,773.70	102	CHARLESTON WV
JESSICA E MYERS	\$35,091.25	35	PARKERSBURG WV
JIMMY SCOTT MCPHERSON JR	\$54,581.82	27	HUNTINGTON WV
JL COCHRAN LAW	\$14,593.77	10	BELLEVILLE WV
JOEL BAKER LAW PLLC	\$107,171.80	110	SPENCER WV
JOHN A SCOTT	\$74,465.45	65	GARDENDALE AL
JOHN C ROGERS ATTORNEY AT LAW PLLC	\$187,084.59	90	HUNTINGTON WV
JOHN E ARTIMEZ JR	\$12,460.33	6	WHEELING WV
JOHN J BALENOVICH LAW OFFICES INC	\$126,398.63	124	CHARLESTON WV
JOHN M JURCO	\$216,136.66	162	ST CLAIRSVILLE OH
JOHN M THOMPSON	\$583.10	1	HUNTINGTON WV
JOHNS & ASSOCIATES PLLC	\$4,024.88	13	CHARLESTON WV
JOHNSON LAW OFFICE PLLC	\$3,773.29	1	ELEANOR WV
JONATHAN C SWEENEY	\$102,944.36	264	HUNTINGTON WV
JONATHAN FITTRO	\$107,757.95	55	HUNTINGTON WV

**PUBLIC DEFENDER SERVICES
APPOINTED COUNSEL FEES AND EXPENSES PAID
FISCAL YEAR 2025**

FEES (ALPHABETICAL ORDER)			
PAYEE	TOTAL \$	# OF CLAIMS	OFFICE LOCATION
JONATHAN M BURTON	\$4,260.20	11	HUNTINGTON WV
JOSEPH A CURIA III	\$29,655.09	32	CHARLESTON WV
JOSEPH H SPANO JR	\$296.00	1	BIRMINGHAM AL
JOSHUA D BROWN	\$48,607.39	51	CLIFTON TX
JOSHUA W ORNDORFF PLLC	\$82,473.62	163	MOOREFIELD WV
JUBA-PLUMLEY ROSALEE	\$34,958.00	19	ELEANOR WV
JUDY & JUDY	\$44,823.76	112	MOOREFIELD WV
JUSTON H MOORE PLLC	\$105,725.47	220	WAYNE WV
KAITLYN ADKINS ATTORNEY AT LAW PLLC	\$27,634.62	23	HUNTINGTON WV
KAREN L HALL	\$304.00	1	MORGANTOWN WV
KARICKHOFF DAVID	\$40,322.30	141	SUTTON WV
KARR LAW PLLC	\$1,733.89	1	PARKERSBURG WV
KATRINA M CHRIST ATTORNEY AT LAW	\$65,417.17	120	CLIFTON TX
KATZ KANTOR STONESTREET & BUCKNER PLLC	\$50,235.68	46	PRINCETON WV
KATZ WORKING FAMILIES LAW FIRM LC	\$39,793.30	22	CHARLESTON WV
KAY CASTO & CHANEY PLLC	\$27,837.70	69	CHARLESTON WV
KAYSER LAYNE & CLARK PLLC	\$4,710.00	11	POINT PLEASANT WV
KAYSER LAYNE & CLARK PLLC	\$376.00	1	APPLE GROVE WV
KEATON FRAZER MILLESON & DANTE PLLC	\$26,932.13	55	ROMNEY WV
KEITH SKEEN ATTORNEY AT LAW	\$71,233.40	101	BUCKHANNON WV
KEITH WHITE ATTORNEY AT LAW	\$87,598.91	119	ST MARYS WV
KENNAD LEE SKEEN II	\$26,761.35	16	RIPLEY WV
KENNETH E CHITTUM AND ASSOCIATES PLLC	\$180,129.55	142	HUNTINGTON WV
KENNETH J BARNETT LC	\$2,180.00	1	SUMMERSVILLE WV
KENNY R STARCHER	\$137,336.40	98	CLIFTON TX
KETTERING DELLIGATTI LAW OFFICES PLLC	\$43,496.72	99	FAIRMONT WV
KEVIN P DAVIS	\$4,976.80	10	CLIFTON TX
KEVIN R CONNOLEY	\$3,484.92	4	MORGANTOWN WV
KIRKPATRICK LAW OFFICE PLLC	\$150,736.10	196	HUNTINGTON WV
KITTLE LAW OFFICE PLLC	\$2,709.30	19	ELKINS WV
KLATT LAW OFFICES PLLC	\$160,282.35	139	CLIFTON TX
KLIE LAW OFFICES PLLC	\$5,450.00	3	BUCKHANNON WV
KLIE LAW OFFICES PLLC	\$5,450.00	3	BUCKHANNON WV
KOSTENKO & OSGOOD LC	\$11,070.04	11	HUNTINGTON WV
KOSTENKO LAW FIRM	\$256,588.30	192	BECKLEY WV
KRATOVIL LAW OFFICES PLLC	\$92,026.39	136	GARDENDALE AL
KRISTOPHER FAERBER	\$72,012.36	48	HUNTINGTON WV
KUENZEL & ASSOCIATES PLLC	\$13,576.39	19	CHAPMANVILLE WV
KUHN & HAINES LC	\$4,015.68	7	KEYSER WV
KUHN LAW OFFICE PLLC	\$132,721.73	568	HUNTINGTON WV
KURELAC LAW OFFICE	\$68,083.82	48	MOUNDSVILLE WV
L SCOTT BRISCOE	\$64,302.38	146	DANVILLE WV
L VICTOR NAVY	\$51,968.55	98	GARDENDALE AL
LACY LAW OFFICES L C	\$38,468.18	26	CHARLESTON WV

**PUBLIC DEFENDER SERVICES
APPOINTED COUNSEL FEES AND EXPENSES PAID
FISCAL YEAR 2025**

FEES (ALPHABETICAL ORDER)			
PAYEE	TOTAL \$	# OF CLAIMS	OFFICE LOCATION
LAMBERT LAW OFFICES PLLC	\$35,116.97	30	HURRICANE WV
LANCE E ROLLO	\$52,680.40	95	MORGANTOWN WV
LATACHIA MILLER ESQUIRE PLLC	\$72,063.80	69	BECKLEY WV
LAURA E SPADARO	\$3,863.06	1	WHITE SULPHUR SPRINGS WV
LAURA RICHMOND MOYE PLLC	\$2,008.00	4	BECKLEY WV
LAUREL RIDGE PSYCHOLOGICAL ASSOCIATES LLC	\$3,000.00	1	PRINCETON WV
LAUREN THOMPSON	\$24,050.00	15	WILLIAMSON WV
LAW FIRM OF A JOSEPH MUNOZ	\$39,264.20	16	PARKERSBURG WV
LAW OFFICE OF B SCOTT WOLFE PLLC	\$39,255.67	32	HARRISVILLE WV
LAW OFFICE OF BRENT CAMEON	\$7,577.51	6	MORGANTOWN WV
LAW OFFICE OF CHRISTOPHER M WILSON PLLC	\$37,449.38	8	FAIRMONT WV
LAW OFFICE OF COURTNEY L AHLBORN PLLC	\$53,657.20	50	CLIFTON TX
LAW OFFICE OF DAVID A MASCIO	\$293,330.83	44	CLIFTON TX
LAW OFFICE OF DAVID B KELLEY	\$45,728.21	23	PRINCETON WV
LAW OFFICE OF DEBBIE FLOWERS PAYNE	\$46,594.42	12	CHARLES TOWN WV
LAW OFFICE OF FOLICKMAN & TURKETT PLLC	\$94,708.40	357	GARDENDALE AL
LAW OFFICE OF GREG K SMITH PLLC	\$16,098.10	26	WILLIAMSON WV
LAW OFFICE OF HEATHER M WEESE PLLC	\$81,362.67	31	HUNTINGTON WV
LAW OFFICE OF HUNTER SIMMONS	\$56,685.70	215	BUCKHANNON WV
LAW OFFICE OF IRA RICHARDSON PLLC	\$347,755.36	439	CLIFTON TX
LAW OFFICE OF KAREN S HATFIELD PLLC	\$168,300.97	330	CLIFTON TX
LAW OFFICE OF KEVIN C SPONAUGLE PLLC	\$167,115.18	127	FRANKLIN WV
LAW OFFICE OF KIMBERLY E MCGANN PLLC	\$31,986.26	61	HUNTINGTON WV
LAW OFFICE OF LISA A GREEN	\$50,531.76	20	SHEPHERDSTOWN WV
LAW OFFICE OF MICHAEL SAFCSAK PLLC	\$92,735.04	115	CLIFTON TX
LAW OFFICE OF NICHOLAS FORREST COLVIN ESQ PLLC	\$3,480.44	3	MARTINSBURG WV
LAW OFFICE OF REBECCA S JOHNSON	\$147,184.54	95	CLIFTON TX
LAW OFFICE OF ROBBY N LONG LC	\$94,461.84	105	WINFIELD WV
LAW OFFICE OF STEPHANIE J SHEPHERD	\$5,919.80	7	MORGANTOWN WV
LAW OFFICE OF WARD MORGAN	\$31,310.37	18	BLUEFIELD WV
LAW OFFICES OF BARBARA LYNN UTT	\$36,201.73	52	CLIFTON TX
LAW OFFICES OF CARIN KRAMER PLLC	\$8,099.66	30	LEWISBURG WV
LAW OFFICES OF CRAIG P ERHARD PLLC	\$15,210.48	36	FAIRMONT WV
LAW OFFICES OF DREAMA D SINKKANEN	\$77,287.55	55	HUNTINGTON WV
LAW OFFICES OF JAMES W GABEHART	\$1,180.16	2	LEBANON TN
LAW OFFICES OF JASON STEDMAN	\$83,488.15	100	MARTINSBURG WV
LAW OFFICES OF JOHN B BROOKS PLLC	\$46,668.63	28	HUNTINGTON WV
LAW OFFICES OF PAUL G TAYLOR PLLC	\$85,742.72	87	MARTINSBURG WV
LAW OFFICES OF RICHARD D SMITH JR	\$1,119.34	2	PARKERSBURG WV
LAW OFFICES OF VANESSA LYNN RODRIGUEZ	\$17,013.60	19	BRIDGEPORT WV
LAWRENCE E SHERMAN JR LC	\$19,115.52	3	ROMNEY WV
LELA WALKER ATTORNEY AT LAW PLLC	\$203,190.40	330	OCEANA WV
LENA D PRATT	\$47,818.00	22	LOGAN WV

**PUBLIC DEFENDER SERVICES
APPOINTED COUNSEL FEES AND EXPENSES PAID
FISCAL YEAR 2025**

FEEES (ALPHABETICAL ORDER)			
PAYEE	TOTAL \$	# OF CLAIMS	OFFICE LOCATION
LESLIE L MAZE	\$49,605.65	38	ELIZABETH WV
LESLIE LEGAL PLLC	\$114,790.29	77	CLIFTON TX
LIGHTNER LAW OFFICES PLLC	\$123,527.44	100	SCOTT DEPOT WV
LISA A ESTES ATTORNEY AT LAW	\$61,737.77	20	HURRICANE WV
LOCKWOOD & LOCKWOOD	\$50,132.71	30	HUNTINGTON WV
LONG LAW OFFICES PLLC	\$115,088.65	181	SCOTT DEPOT WV
LOSH MOUNTAIN LEGAL SERVICES	\$128,237.03	79	CLARKSBURG WV
LOUIE T PRICE	\$48,298.00	67	HUNTINGTON WV
LUPARDUS LAW OFFICE	\$33,332.77	28	CLIFTON TX
LUSK & BRADFORD PLLC	\$15,326.00	15	BECKLEY WV
LYNCH LAW OFFICE	\$7,507.23	22	LERONA WV
LYONS PHILLIPS LEGAL GROUP PLLC	\$193,710.29	227	MORGANTOWN WV
M SANTA BARBARA LAW OFFICE	\$26,504.72	23	MARTINSBURG WV
MAGANN LAW OFFICE PLLC	\$152,630.58	124	BLUEFIELD WV
MAIER LAW OFFICE LLC	\$12,471.19	2	PRINCETON WV
MALLETT SHANE M LAW OFFICES	\$6,524.00	4	WHEELING WV
MANCHIN FERRETTI PLLC	\$1,264.00	2	MARTINSBURG WV
MANN & MANN LAW OFFICE	\$73,356.58	48	HINTON WV
MARCUM LAW OFFICE	\$11,510.94	15	WILLIAMSON WV
MARCUM RUMORA & ASSOCIATES	\$49,398.85	79	HUNTINGTON WV
MARK A BRAMBLE	\$217,826.01	153	CHARLESTON WV
MARK A GLOVER	\$1,764.02	3	CHARLESTON WV
MARK D PANEPINTO	\$1,473.85	1	WHEELING WV
MARLA ZELENE HARMAN	\$54,402.94	21	HUNTINGTON WV
MARTIN LAW FIRM	\$14,522.75	24	NITRO WV
MARTINO GARY J	\$37,201.48	53	ANMOORE WV
MASON BARNHART	\$15,990.15	9	WEIRTON WV
MATTHEW C BROCK	\$101,116.16	117	MORGANTOWN WV
MATTHEW HALL FAIR ATTORNEY AT LAW	\$34,285.50	58	ELKINS WV
MAX H WHITE PLLC	\$33,404.53	72	KEYSER WV
MCCASE LAW FIRM PLLC	\$9,000.00	7	PARKERSBURG WV
MCCLUNG LAW OFFICES	\$57,337.27	45	GARDENDALE AL
MCCLURE GOAD PLLC	\$35,876.20	113	HUNTINGTON WV
MCCLURE LAW PLLC	\$80,645.79	45	CLARKSBURG WV
MCCOID NOON & SAURBIER PLLC	\$138,874.15	99	WHEELING WV
MCCOY INJURY LAW PLLC	\$154,691.14	57	FAIRMONT WV
MEADOWS LAW PLLC	\$50,005.21	28	HUNTINGTON WV
MELISHA D C SOUDERS	\$62,702.74	24	BERKELEY SPRINGS WV
MELISSA T ROMAN PLLC	\$89,729.40	73	MOUNT CLARE WV
MICHAEL E FROBLE	\$21,761.00	27	HUNTINGTON WV
MICHAEL NELSON M LC	\$999.36	4	KEYSER WV
MICHAEL R WHITT	\$117,000.00	37	HUNTINGTON WV
MILLS KEVIN D & ASSOCIATES PLLC	\$6,626.00	9	CLIFTON TX
MOORE LAW FIRM PLLC	\$21,065.58	1	FRANKLIN WV

**PUBLIC DEFENDER SERVICES
APPOINTED COUNSEL FEES AND EXPENSES PAID
FISCAL YEAR 2025**

FEES (ALPHABETICAL ORDER)			
PAYEE	TOTAL \$	# OF CLAIMS	OFFICE LOCATION
MORGAN SWITZER LAW PLLC	\$4,504.00	5	CHARLESTON WV
MORIAH MYERS	\$49,094.64	36	HUNTINGTON WV
MOSES JOSEPH J	\$98,459.29	38	WHEELING WV
MOUNTAIN STATE LAW	\$6,710.00	1	CLARKSBURG WV
MOUNTAINEER LEGAL SERVICES PLLC	\$79,005.38	96	GARDENDALE AL
MOYE LAW OFFICE	\$3,635.28	6	WINFIELD WV
NANCY A DALBY ATTORNEY AT LAW	\$13,412.64	3	GARDENDALE AL
NANNERS LAW OFFICE PLLC	\$113,602.43	193	BUCKHANNON WV
NEISWONGER & WHITE	\$174,382.60	303	GARDENDALE AL
NELSON LEGAL SERVICES LC	\$92,078.77	90	PETERSBURG WV
NESSSEL LAW FIRM	\$153,375.33	130	HUNTINGTON WV
NETZ LAW PLLC	\$40,869.97	92	CLIFTON TX
NEW STEPHEN P LC	\$8,275.87	10	BECKLEY WV
NIC DALTON LAW PLLC	\$79,587.89	23	PT PLEASANT WV
NICHOLAS REYNOLDS ATTORNEY AT LAW	\$3,402.78	2	HUNTINGTON WV
NICHOLS & SKINNER LC	\$5,788.01	8	CHARLES TOWN WV
NICHOLS LAW OFFICE PLLC	\$3,991.00	6	CHARLESTON WV
NICOLE GRIMES	\$2,594.00	4	CHARLESTON WV
NOLAN LAW FIRM	\$106,858.95	201	HUNTINGTON WV
ORNDORFF MOWEN PLLC	\$47,022.58	39	SCOTT DEPOT WV
OSBORNE & ASSOCIATES PLLC	\$91,591.65	57	HUNTINGTON WV
PAGE CROYDER	\$10,665.61	5	HEDGESVILLE WV
PAUGH SUSAN K	\$9,746.23	9	MARTINSBURG WV
PAULA L HARBOUR ATTORNEY AT LAW PLLC	\$26,308.00	31	HUNTINGTON WV
PAYNE WILBERT A	\$4,598.37	21	BECKLEY WV
PERRYLAW LLC	\$28,591.23	10	CLIFTON TX
PETITTO LAW PLLC	\$692.00	1	GARDENDALE AL
PETTIJOHN LAW GROUP LC	\$42,210.01	102	HUNTINGTON WV
PEYTON LAW FIRM PLLC	\$19,765.62	2	NITRO WV
PLANTS LAW FIRM PLLC	\$124,566.41	190	S CHARLESTON WV
POLVERINI AND WIATER PLLC	\$289,978.66	231	HUNTINGTON WV
POWELL & MAJESTRO PLLC	\$8,138.00	11	CHARLESTON WV
POWER BECK & MATZUREFF	\$38,154.87	45	MARTINSBURG WV
PRITT & PRITT PLLC	\$11,493.50	4	CLIFTON TX
PRITT & SPANO PLLC	\$75,958.50	111	GARDENDALE AL
PULLIN FOWLER FLANAGAN BROWN & POE PLLC	\$156,844.85	199	CHARLESTON WV
R KEITH FLINCHUM	\$42,025.35	76	PRINCETON WV
RABER LAW OFFICES PLLC	\$6,300.00	18	CLIFTON TX
RANDALL D WALL	\$23,012.00	247	HUNTINGTON WV
RAY LAW PLLC	\$111,810.40	61	HUNTINGTON WV
REBECCA ANN MATHEWS	\$22,303.04	53	ANDALUSIA AL
REBECCA E MICK	\$77,764.27	22	HUNTINGTON WV
REBECCA L TATE	\$11,087.50	1	FAIRMONT WV
REDMAN LEGAL LC	\$1,071.74	1	CHARLESTON WV

**PUBLIC DEFENDER SERVICES
APPOINTED COUNSEL FEES AND EXPENSES PAID
FISCAL YEAR 2025**

FEES (ALPHABETICAL ORDER)			
PAYEE	TOTAL \$	# OF CLAIMS	OFFICE LOCATION
REGINALD D HENRY ATTORNEY AT LAW PLLC	\$10,272.79	8	MABSCOTT WV
RICHARD JOSEPH MCGERVEY	\$16,909.61	35	FAIRMONT WV
RICHARDSON DAVID B LAW OFFICE	\$139,070.74	171	WINFIELD WV
RJH LAW	\$153,801.25	163	INWOOD WV
ROBERT C CATLETT LAW OFFICE	\$23,110.58	17	WELLSBURG WV
ROBERT DUNLAP ESQ PLLC	\$26,740.61	26	BECKLEY WV
ROBERT E BARRAT	\$7,977.94	9	MARTINSBURG WV
ROBERT E WILKINSON ATTORNEY AT LAW	\$100,359.24	46	HUNTINGTON WV
ROBERT W BRIGHT	\$61,418.08	27	MIDDLEPORT OH
RODGERS JEFFREY S	\$40,010.12	53	HUNTINGTON WV
ROSINSKY LAW OFFICE	\$251,749.82	382	HUNTINGTON WV
ROZAS LAW OFFICE LLC	\$54,918.27	70	CUMBERLAND MD
RUMORA & RUMORA LC	\$4,008.09	5	HUNTINGTON WV
RUTH LAW OFFICES PLLC	\$238,708.25	267	HUNTINGTON WV
SAL SELLARO CULPEPPER LEGAL GROUP PLLC	\$49,577.90	50	GARDENDALE AL
SAMMONS OLIVERO & PARASCHOS PLLC	\$7,811.40	5	HUNTINGTON WV
SARA CHAPMAN LAW PLLC	\$9,158.39	12	HUNTINGTON WV
SARA HAWTHORNE BOHN	\$1,613.18	2	WEIRTON WV
SARABETH JETT	\$18,671.60	11	RAVENSWOOD WV
SARAH PAIGE VAN HORN	\$49,308.52	90	CLIFTON TX
SAUNDERS MESKE PLLC	\$152,253.79	54	SHEPHERDSTOWN WV
SCHEETZ CHRISTOPHER A	\$80,311.68	44	GARDENDALE AL
SCOTT A SHOUGH	\$58,761.20	97	FAIRMONT WV
SCOTT C BROWN LAW OFFICE	\$61,251.27	62	WHEELING WV
SEAN LOGUE PLLC	\$68,672.42	71	CARNEGIE PA
SELBE LAW FIRM PLLC	\$14,562.00	41	SUMMERSVILLE WV
SELDEN LAW OFFICES LC	\$111,408.92	54	BECKLEY WV
SHAFFER LAW OFFICES	\$61,162.16	45	WHEELING WV
SHAFFER & SHAFFER	\$53,850.41	43	MADISON WV
SHAFFER LAW	\$53,678.80	56	CHARLESTON WV
SHAFFER MADIA LAW PLLC	\$20,933.12	2	MORGANTOWN WV
SHANNON N PRICE	\$11,981.18	10	CLIFTON TX
SHARON CHILDERS	\$150,559.01	185	CLIFTON TX
SHAW & SHAW LC	\$102,164.76	144	HUNTINGTON WV
SHAWN D BAYLISS	\$28,448.65	30	HURRICANE WV
SHREVE LAW FIRM	\$52,965.25	90	CINCINNATI OH
SIDNEY H BELL	\$14,907.38	22	CLIFTON TX
SKLAVOUNAKIS LAW OFFICE	\$4,092.00	4	WHEELING WV
SLAVEY & SHUMAKER PLLC	\$52,385.66	45	MORGANTOWN WV
SMITH CLINTON W	\$33,244.00	48	CHARLESTON WV
SNYDER & HASSIG	\$3,097.25	1	NEW MARTINSVILLE WV
SOUTHERN WV LAW CLINIC	\$177,107.58	99	GARDENDALE AL
SPILMAN THOMAS & BATTLE PLLC	\$9,972.36	10	CHARLESTON WV
STACY LAW OFFICES	\$97,641.02	212	HUNTINGTON WV

**PUBLIC DEFENDER SERVICES
APPOINTED COUNSEL FEES AND EXPENSES PAID
FISCAL YEAR 2025**

FEEES (ALPHABETICAL ORDER)			
PAYEE	TOTAL \$	# OF CLAIMS	OFFICE LOCATION
STAPLETON LAW OFFICES LC	\$3,384.00	1	HUNTINGTON WV
STEED DEBRA L PLLC	\$42,828.67	29	PARKERSBURG WV
STEPHEN LESLIE MALLOW JR	\$74,938.19	79	ELKINS WV
STEPTOE & JOHNSON PLLC	\$23,567.39	16	BRIDGEPORT WV
STERN & EISENBERG PC	\$921.20	1	WARRINGTON PA
STEVEN M THORNE	\$39,393.00	66	LOGAN WV
STONE ROBERT C JR PLLC	\$9,220.08	10	MARTINSBURG WV
STROEBEL & STROEBEL PLLC	\$2,193.21	1	CHARLESTON WV
STURM HEIDI M GEORGI	\$110,144.19	50	GARDENDALE AL
SUSANNE THOMPSON	\$3,252.00	4	FALLING WATERS WV
SUSIE HILL ATTORNEY AT LAW PLLC	\$141,791.56	40	CROSS LANES WV
SUTTON & JANELLE ATTORNEYS AT LAW PLLC	\$30,884.30	50	MARTINSBURG WV
TALBERT LAW PLLC	\$113,151.40	110	HUNTINGTON WV
TAYLOR HINKLE & TAYLOR INC	\$19,797.31	16	BECKLEY WV
TENISHA DAWN CLINE	\$399,946.99	200	CLIFTON TX
THE ASHTON LAW FIRM	\$1,820.00	2	MARTINSBURG WV
THE ASPEN LAW OFFICE PLLC	\$90,867.99	63	DANIELS WV
THE BISCHOFF LAW FIRM PLLC	\$185,648.83	61	SHEPHERDSTOWN WV
THE BRIGHT LAW FIRM PLLC	\$12,781.67	32	KINGWOOD WV
THE BRUCE CLARK LAW FIRM LLC	\$1,255.15	4	STEUBENVILLE OH
THE CULLOP FIRM PLLC	\$500.00	1	SOUTH CHARLESTON WV
THE FORD LAW FIRM PLLC	\$51,740.44	67	LEWISBURG WV
THE KUHL LAW OFFICE PLLC	\$98,822.88	131	HURRICANE WV
THE KUSIMO-FRAZIER LAW FIRM PLLC	\$3,786.93	9	CHARLESTON WV
THE LAW OFFICE OF KELLY S CRITES PLLC	\$9,194.21	15	PETERSBURG WV
THE LAW OFFICE OF MORRIS C DAVIS	\$96,460.45	114	BELINGTON WV
THE LAW OFFICE OF SARA B HALL PLLC	\$91,954.82	85	GARDENDALE AL
THE LAW OFFICE OF TAYLOR GRAHAM	\$15,678.91	29	HUNTINGTON WV
THE LAW OFFICES OF CLARISSA M BANKS PLLC	\$147,939.61	115	MORGANTOWN WV
THE MACKENZIE HOLDREN LAW FIRM PLLC	\$58,694.59	115	HUNTINGTON WV
THE REBROOK LAW OFFICE	\$9,782.00	13	CHARLESTON WV
THE RIDDELL LAW GROUP PLLC	\$6,197.98	13	MARTINSBURG WV
THE WRIGHT LAW FIRM	\$35,675.36	29	MARTINSBURG WV
THEODORE L TSORAS	\$5,481.99	2	POWHATAN POINT OH
THOMAS HANNA EVANS PLLC	\$258,388.35	256	CLIFTON TX
THOMAS J PRALL	\$52,041.34	95	WESTON WV
THOMAS LEGAL GROUP PLLC	\$2,170.54	2	WESTON WV
THRIVE LEGAL SERVICES PLLC	\$4,265.40	10	SUTTON WV
TICHENOR LAW OFFICE	\$125,658.23	85	FAIRMONT WV
TIMBERA C WILCOX	\$105,466.96	234	CLIFTON TX
TIMOTHY H PRENTICE	\$115,627.28	165	HUNTINGTON WV
TIPTON LAW OFFICES	\$38,566.50	48	MORGANTOWN WV
TISSUE PHILIP J	\$1,815.37	3	OAK HILL WV
TITUS LAW PLLC	\$1,844.14	5	SPENCER WV

**PUBLIC DEFENDER SERVICES
APPOINTED COUNSEL FEES AND EXPENSES PAID
FISCAL YEAR 2025**

FEES (ALPHABETICAL ORDER)			
PAYEE	TOTAL \$	# OF CLAIMS	OFFICE LOCATION
TONEY LAW FIRM PLLC	\$6,784.93	16	OAK HILL WV
TRACY P HERRON-RICE	\$358.05	1	MOOREFIELD WV
TRAVIS SAYRE	\$25,735.19	17	PARKERSBURG WV
TREADWAY JOHN H JR	\$43,421.54	43	MOOREFIELD WV
TRUMP & TRUMP LC	\$83,370.33	52	BERKELEY SPRINGS WV
TSIATSOS LAW FIRM PLLC	\$2,314.00	2	INWOOD WV
UMINA LEGAL PLLC	\$28,231.54	52	CLIFTON TX
VAN ZANT SUSAN J LC	\$108,689.74	159	WILLIAMSON WV
VARNER & VAN VOLKENBURG PLLC	\$14,823.79	5	CLARKSBURG WV
VICTOR & VICTOR LLP	\$454,589.59	420	GARDENDALE AL
VITAL & VITAL LC	\$1,640.00	1	HUNTINGTON WV
WALLACE MICHAEL K	\$72,844.01	85	SOUTH CHARLESTON WV
WALTERS & HEISHMAN PLLC	\$2,838.00	6	MOOREFIELD WV
WALTERS LAW FIRM PLLC	\$71,012.00	65	CHARLESTON WV
WARD LAW OFFICES PLLC	\$59,534.40	90	BECKLEY WV
WAYNE KING	\$15,039.00	7	CLIFTON TX
WEATHERHOLT LEGAL SERVICES PLLC	\$95,487.16	71	MOOREFIELD WV
WELLS H DILLON	\$125,793.37	80	GARDENDALE AL
WHITNEY DAVIS	\$1,526.38	1	RUSSELL KY
WHITTEN LAW OFFICE LC	\$132,906.78	195	CLIFTON TX
WIEDEL DIANA CARTER	\$148,420.45	47	GARDENDALE AL
WILDMAN ERIC KEITH	\$73,272.90	93	GARDENDALE AL
WILLIAM B SUMMERS	\$12,837.41	18	CLIFTON TX
WILLIAM BLAKE BELCHER	\$12,747.79	27	BLUEFIELD WV
WILLIAM C DUTY ATTORNEY OF LAW	\$16,597.24	50	HUNTINGTON WV
WILLIAM L PENNINGTON	\$15,020.30	16	MORGANTOWN WV
WILLIAM O HUFFMAN	\$4,404.52	2	PRINCETON WV
WILLIAM PRENTICE YOUNG PLLC	\$47,554.94	9	GARDENDALE AL
WILLIAM T NESTOR PLLC	\$7,041.53	13	ELKINS WV
WILLIAM T RICE	\$119,859.84	62	GARDENDALE AL
WILLIAMS JOHN E JR	\$53,262.34	94	PRINCETON WV
WILLIAMS LAW OFFICE PLLC	\$19,675.28	7	CHARLESTON WV
WILSON LAW OFFICE	\$133,267.32	274	HUNTINGTON WV
WINGFIELD LEGAL PLLC	\$24,935.66	9	MORGANTOWN WV
WINIFRED L BUCY	\$11,814.39	8	BECKLEY WV
WOLFE WHITE & ASSOCIATES	\$7,232.90	22	LOGAN WV
ZIEGLER & ZIEGLER LC	\$124.00	1	HINTON WV
APPOINTED COUNSEL VOUCHERS	\$31,552,256.12	35,151	

**PUBLIC DEFENDER SERVICES
APPOINTED COUNSEL FEES AND EXPENSES PAID
FISCAL YEAR 2025**

DIRECT EXPENSE VOUCHERS (ALPHABETICAL ORDER)			
DIRECT EXPENSE VOUCHERS	TOTAL \$	# OF CLAIMS	OFFICE LOCATION
ABLE AND ASSOCIATES INVESTIGATIONS AND FORENSICS CONSULTING LLC	\$605.69	1	PRINCETON WV
ALLISON J KELLEY	\$673.75	1	CLARKSBURG WV
ANCHOR FORENSIC PATHOLOGY LLC	\$45,200.00	1	BARRINGTON RI
ANNE R OWENS	\$369.50	1	LEWISBURG WV
APPLIED DNA RESOURCES	\$2,887.50	1	COLUMBUS OH
ASSURED POLYGRAPH SERVICES INC	\$2,125.25	1	PITTSBURGH PA
BARTON INVESTIGATIONS	\$9,690.83	10	PARKERSBURG WV
BELINDA E MUNDY	\$527.45	1	CHARLESTON WV
BLUE RIDGE PSYCHOLOGICAL ASSOCIATES LLC	\$8,003.14	1	CROZET VA
BREWSTER INVESTIGATIONS	\$56,179.28	26	CLIFTON TX
CATOCTIN COUNSELING CENTERS INC	\$2,625.00	1	FREDERICK MD
CERTIFIED INVESTIGATIONS INTERNATIONAL INC	\$3,870.00	1	REDFORD TOWNSHIP MI
CHARLES P SAMENOW MD MPH LLC	\$11,612.50	1	WASHINGTON DC
CHRISTI COOPER LEHKI DO PLLC	\$4,400.00	1	MORGANTOWN WV
CHRISTOPHER A SALYERS	\$800.80	3	CHARLESTON WV
CLAYMAN & ASSOCIATES PLLC	\$7,601.00	3	CHARLESTON WV
CODE 3 BLUE EYE INVESTIGATIVE SERVICES LLC	\$1,270.04	1	BERKELEY SPRINGS WV
CONNIE D DEMUTH	\$870.10	3	HURRICANE WV
COOK SERVICES & INVESTIGATIONS	\$23,501.42	4	LOST RIVER WV
CORNELL INVESTIGATIONS LLC	\$32,655.81	84	HARRISVILLE WV
CRAIG H COLLISON	\$7,425.00	1	MADISONBURG PA
CRC CONSULTING GROUP LLC	\$1,941.67	1	LAS VEGAS NV
CROCK HAMRICK REPORTING SERVICES	\$49.90	2	INWOOD WV
DIGITAL FORENSIC INVESTIGATIONS LLC	\$1,725.00	1	MORGANTOWN WV
DONNA H MILLER	\$310.65	1	KENNA WV
E A S WINCHESTER PLLC	\$13,800.00	4	WINCHESTER VA
EAGLE SECURITY GROUP INC	\$30,544.51	1	FREDERICKSBURG VA
ELITE INVESTIGATIONS INC	\$78,837.80	2	HUNTINGTON WV
ELSS EXECUTIVE REPORTING LLC	\$208.00	1	HAGERSTOWN MD
EMMA MICHELE ZIRKLE	\$3,356.30	2	SALEM WV
FREMOUW SIGLEY & BAKER PSYCHOLOGICAL ASSOCIATES PLLC	\$21,350.00	10	MORGANTOWN WV
GRIFFIN & ASSOCIATES	\$20,696.98	2	HUNTINGTON WV
GULF COAST FORENSIC SOLUTIONS LLC	\$2,750.00	1	LAKE CHARLES LA
HAILEA S HARRISON	\$10,645.75	4	MORGANTOWN WV
HELEN K LUTZOW	\$96.75	1	MARTINSBURG WV
JENNIFER YOUNG MA LPC	\$320.00	1	MARTINSBURG WV
JOHN D ROHRBAUGH	\$260.14	1	SPRINGFIELD WV
KATHY J DAVIS	\$7,305.10	6	FT GAY WV
LANTERN MENTAL HEALTH INC	\$1,200.00	1	PINEVILLE WV
LAUREL RIDGE PSYCHOLOGICAL ASSOCIATES LLC	\$11,200.00	3	PRINCETON WV
LAWRENCE GUZZARDI SOLO PRACTITIONER	\$4,000.00	1	HYANNIS MA
LG PRINCIPLES LLC	\$862.50	1	SUPERIOR WI
LJUBISA J DRAGOVIC	\$4,250.00	1	GROSSE POINTE FARMS MI

**PUBLIC DEFENDER SERVICES
APPOINTED COUNSEL FEES AND EXPENSES PAID
FISCAL YEAR 2025**

DIRECT EXPENSE VOUCHERS (ALPHABETICAL ORDER)			
DIRECT EXPENSE VOUCHERS	TOTAL \$	# OF CLAIMS	OFFICE LOCATION
LOSH MOUNTAIN LEGAL SERVICES	\$4,440.42	1	CLARKSBURG WV
MADISON KNIGHT	\$539.00	1	PENNSBORO WV
MARCIA L CHANDLER	\$219.45	1	GREENCASTLE PA
MAVEN PSYCHOLOGY GROUP PC	\$3,200.04	2	CHEVY CHASE MD
MEGAN JOSEPH	\$161.70	1	RIVESVILLE WV
MICHAEL H KOCH	\$3,800.00	1	ROANOKE VA
MOUNTAIN STATE PSYCHOLOGICAL SERVICES PLLC	\$2,440.42	1	KEYSER WV
NANCY MCNEALY CCR	\$231.00	1	CHARLESTON WV
NEISWONGER & WHITE	\$2,225.00	1	GARDENDALE AL
NOVUS HEALTHCARE INC	\$1,000.00	1	MARTINSBURG WV
PANHANDLE PRINTING & DESIGN LLC	\$401.63	3	MARTINSBURG WV
PAUL F KRADEL	\$1,800.00	1	SHEPHERDSTOWN WV
PENNINGTON & ASSOCIATES LTD	\$20,168.72	5	IRONTON OH
PENNY S SULLINS	\$70.00	1	LAKE WV
PRECISION LEGAL SERVICES LLC	\$104,873.63	53	CLIFTON TX
PRINCIPLE FORENSICS LLC	\$6,900.00	1	KNOXVILLE TN
PSYCHOLOGICAL CONSULTING INC	\$5,500.00	5	MARTINSBURG WV
REBECCA SUSAN LINGER	\$3,325.00	1	CHARLESTON WV
ROBIN R BROWN	\$2,490.95	1	LOOKOUT WV
S2C GROUP LLC	\$3,285.00	3	SUMMIT POINT WV
SAAR PSYCHOLOGICAL GROUP PLLC	\$1,500.00	1	SOUTH CHARLESTON WV
SANDRA L KELLEY	\$178.45	2	BUNKER HILL WV
SECOND CREEK TECHNOLOGIES LLC	\$1,150.11	2	BARBOURSVILLE WV
SHARON L VINCENT	\$974.05	1	FAIRMONT WV
SOUND TESTIMONY	\$3,700.00	1	JOHNSTOWN PA
STRATEGIC INVESTIGATIVE SOLUTIONS LLC	\$44,710.14	23	CHARLESTON WV
TERRI R CHESLOCK	\$115.50	1	FAIRMONT WV
THE RECTOR AND VISITORS OF THE UNIVERSITY OF VIRGINIA	\$7,326.44	1	CHARLOTTESVILLE VA
THE TASA GROUP INC	\$3,800.00	1	TROOPER PA
THIRD EYE FORENSIC CONSULTANCY LLC	\$16,500.00	2	CLIFTON TX
THOMAS R ADAMSKI	\$3,580.00	1	PHILIPPI WV
TRACY P HERRON-RICE	\$176.00	6	MOOREFIELD WV
TW FORENSIC CONSULTING LLC	\$2,400.00	1	WALL TOWNSHIP NJ
UNIVERSITY HEALTH ASSOCIATES	\$4,812.50	1	MORGANTOWN WV
VAUGHAN INVESTIGATIONS	\$3,616.87	3	BRADLEY WV
WRIGHT ARMS LLC	\$5,900.00	1	ASHEVILLE NC
WV DEPOS	\$370.50	1	CLARKSBURG WV
DIRECT EXPENSE VOUCHERS	\$706,487.63	329	

**PUBLIC DEFENDER SERVICES
 APPOINTED COUNSEL FEES AND EXPENSES PAID
 FISCAL YEAR 2025**

ROJAS		(ALPHABETICAL ORDER)	
ROJAS VOUCHERS	TOTAL \$	# OF CLAIMS	OFFICE LOCATION
FREMOUW SIGLEY & BAKER PSYCHOLOGICAL ASSOCIATES PLLC	\$4,525.00	2	MORGANTOWN WV
MCCOID NOON & SAURBIER PLLC	\$4,681.98	1	WHEELING WV
THE WRIGHT LAW FIRM	\$1,888.60	1	MARTINSBURG WV
ROJAS VOUCHERS	\$11,095.58	4	

**PUBLIC DEFENDER SERVICES
TOTAL TRAVEL TIME
FISCAL YEAR 2025
TRAVEL TIME IS PAID AT THE OUT-OF-COURT RATE OF \$60/HOUR**

ATTORNEY	TRAVEL TIME (HOURS)	TOTAL (\$)
RUTH, RYAN	1,145.8	\$68,748.00
RICHARDSON, IRA	859.5	\$51,570.00
SPAULDING, BERNARD	797.8	\$47,868.00
FITTRO, JONATHAN	697.6	\$41,856.00
CHATTIN, ANDREW	682.1	\$40,926.00
ROSINSKY, TIM	642.3	\$38,538.00
HIVELY, HERBERT	605.5	\$36,330.00
GENTILOZZI, TIMOTHY	599.0	\$35,940.00
BROWN-BAILEY, COLLEEN	548.3	\$32,898.00
JURCO, JOHN	529.0	\$31,740.00
WALKER, LELA	494.8	\$29,688.00
BRAMBLE, MARK	480.4	\$28,824.00
DAVIS, G. PHILLIP	458.6	\$27,516.00
DAVIS, ELIZABETH	454.2	\$27,252.00
ROGERS, JOHN	452.3	\$27,138.00
RICHARDSON, DAVID	448.9	\$26,934.00
KOSTENKO, CHRISTINA	441.5	\$26,490.00
MAGANN, MICHAEL	439.9	\$26,394.00
VICTOR, MATTHEW	414.8	\$24,888.00
HARCLERODE, ALEX	404.9	\$24,294.00
HAWKINS, JAMES	404.4	\$24,264.00
EASTON, BRENT	390.0	\$23,400.00
JOHNSON, REBECCA	387.6	\$23,256.00
SPONAUGLE, KEVIN	376.0	\$22,560.00
HILL, SUSAN	371.2	\$22,272.00
MASON, MICHAEL	370.6	\$22,236.00
MICHAEL, DIANE	364.2	\$21,852.00
CONRAD, LARRY	363.4	\$21,804.00
MICHELSON, GAIL	357.8	\$21,468.00
HATFIELD, KAREN	354.5	\$21,270.00
MASCIO, DAVID	352.8	\$21,168.00
GWALTNEY, JR., PAUL	350.9	\$21,054.00
BOND WALLACE, CATHERINE	347.4	\$20,844.00
CLINE, TYLER	345.8	\$20,748.00
BALLARD, JASON	343.3	\$20,598.00

PUBLIC DEFENDER SERVICES
TOTAL TRAVEL TIME
FISCAL YEAR 2025
TRAVEL TIME IS PAID AT THE OUT-OF-COURT RATE OF \$60/HOUR

ATTORNEY	TRAVEL TIME (HOURS)	TOTAL (\$)
ESCUE, BRYAN	343.2	\$20,592.00
SAFCSAK, MICHAEL	339.3	\$20,358.00
DOTSENKO, JULIANA	337.0	\$20,220.00
FARNSWORTH, MICHAEL	336.5	\$20,190.00
TINGLER, GREGORY	328.8	\$19,728.00
BEAVERS, PATRICIA	327.6	\$19,656.00
SWEENEY, JONATHAN	325.9	\$19,554.00
HUGHART, KEVIN W.	325.3	\$19,518.00
WILSON, LAUREN	314.6	\$18,876.00
SMITH, ASHLEY	312.9	\$18,774.00
LONG, BRENDEN	312.8	\$18,768.00
BALENOVICH, JOHN	307.3	\$18,438.00
STARACHER, KENNETH	301.4	\$18,084.00
LOGUE, SEAN	300.7	\$18,042.00
CASELL, PAUL	300.0	\$18,000.00
MANCINI, STEVEN	296.9	\$17,814.00
DEHAVEN, CARRIE	294.8	\$17,688.00
NELSON, JONIE	291.6	\$17,496.00
WILKINSON, ROBERT	290.6	\$17,436.00
WEST, JORDAN	289.4	\$17,364.00
KLATT, WILBERT	288.9	\$17,334.00
NANNERS, STEVEN	282.1	\$16,926.00
FRYE, ANDREW	281.6	\$16,896.00
HOLDREN, MACKENZIE	278.6	\$16,716.00
GRUNAU, DAVID	278.3	\$16,698.00
KATZ, ANDY	273.6	\$16,416.00
BISCHOFF, CLINTON	271.7	\$16,302.00
SCOTT, JOHN	271.1	\$16,266.00
ANDERSON, JOHN	259.5	\$15,570.00
NOON, WILLIAM	259.4	\$15,564.00
CROWE, PATRICK	254.8	\$15,288.00
LIGHTNER, KIRK	254.1	\$15,246.00
ELLIOTT, DAJA	252.9	\$15,174.00
SHAFFER, ANDREW	251.1	\$15,066.00

**PUBLIC DEFENDER SERVICES
TOTAL TRAVEL TIME
FISCAL YEAR 2025
TRAVEL TIME IS PAID AT THE OUT-OF-COURT RATE OF \$60/HOUR**

ATTORNEY	TRAVEL TIME (HOURS)	TOTAL (\$)
BARNEY, MARK	247.6	\$14,856.00
HYLTON, VICKIE	247.5	\$14,850.00
HUDSON, SARA	246.2	\$14,772.00
TICHENOR, TERRI	244.2	\$14,652.00
COOK, STEVEN	243.5	\$14,610.00
PLANTS, MARK	242.3	\$14,538.00
YOHO, AARON	232.1	\$13,926.00
KUHN, MICHAEL	231.9	\$13,914.00
KIRKPATRICK, DAVID	225.7	\$13,542.00
CALLAGHAN, JULIA	223.8	\$13,428.00
ADAMS, JARED	223.2	\$13,392.00
WEATHERHOLT, JEFFREY	222.8	\$13,368.00
BANKS, CLARISSA	221.7	\$13,302.00
TALBERT, TY	219.7	\$13,182.00
BROCK, MATTHEW	216.0	\$12,960.00
NOLAN, RAYMOND	212.7	\$12,762.00
MALLOW, STEPHEN	212.5	\$12,750.00
KRATOVIL, PATRICK	210.2	\$12,612.00
BROWN, SCOTT	207.1	\$12,426.00
SIMMONS, HUNTER	207.0	\$12,420.00
COOPER, JEREMY	206.9	\$12,414.00
ROMAN, MELISSA	206.7	\$12,402.00
JANUTOLO, THOMAS M.	205.4	\$12,324.00
MORGAN, DEAN	203.5	\$12,210.00
CHITTUM, KENNETH	202.0	\$12,120.00
VICTOR, JENNIFER	198.8	\$11,928.00
BULLMAN, EDWARD	195.7	\$11,742.00
MILLS, SOPHIA	195.4	\$11,724.00
DAVIS, MORRIS	195.2	\$11,712.00
ARMSTRONG, DANIEL	194.4	\$11,664.00
BROWN TILLERY, ELIZABETH	193.0	\$11,580.00
HUSON, ALLISON	193.0	\$11,580.00
DIEHL, ELIZABETH LAYNE	192.1	\$11,526.00
DINARDI, PETER	192.1	\$11,526.00

PUBLIC DEFENDER SERVICES
TOTAL TRAVEL TIME
FISCAL YEAR 2025
TRAVEL TIME IS PAID AT THE OUT-OF-COURT RATE OF \$60/HOUR

ATTORNEY	TRAVEL TIME (HOURS)	TOTAL (\$)
KIRKLAND, J. DANIEL	192.0	\$11,520.00
DEAN, WILLIAM	191.9	\$11,514.00
HESS, REBECCA	191.2	\$11,472.00
HARMAN, MARLA	190.3	\$11,418.00
RESETER, ANDREW	189.6	\$11,376.00
WHITE, DAVID	189.5	\$11,370.00
DILLON, WELLS	188.9	\$11,334.00
WILDMAN, ERIC	187.3	\$11,238.00
GLOVER, CHRISTINE	186.6	\$11,196.00
MOORE, JUSTON	186.1	\$11,166.00
THORNE, STEVEN	182.0	\$10,920.00
SHREVE, RYAN	180.9	\$10,854.00
HAYNIE, BELINDA	180.5	\$10,830.00
DAVENPORT, MICHAEL	172.9	\$10,374.00
SINGH, TEJINDER	172.7	\$10,362.00
MARCUM, JUSTIN	172.0	\$10,320.00
SOUDERS, MELISHA	171.4	\$10,284.00
ROLLO, LANCE	168.6	\$10,116.00
POLVERINI, JACOB	167.5	\$10,050.00
MAZE, LESLIE	167.3	\$10,038.00
COURTRIGHT, GREGORY	166.4	\$9,984.00
MEETEER, JENNIFER	166.4	\$9,984.00
DICKEN, SCOTT	166.1	\$9,966.00
CURNUTTE, FRANK	163.9	\$9,834.00
SAUNDERS-MESKE, TERESA NICOLE	162.9	\$9,774.00
FREEMAN, BENJAMIN	161.0	\$9,660.00
ROZAS, RAMON	161.0	\$9,660.00
WHITE, KEITH	159.8	\$9,588.00
SHERMAN, GRANT	159.5	\$9,570.00
WEESE, HEATHER	159.3	\$9,558.00
MCCOY, JAMES	158.1	\$9,486.00
JUDY, AARON	154.2	\$9,252.00
BROWN, JOSHUA	154.0	\$9,240.00
ARNOLD, S. ANDREW	153.8	\$9,228.00

PUBLIC DEFENDER SERVICES
TOTAL TRAVEL TIME
FISCAL YEAR 2025
TRAVEL TIME IS PAID AT THE OUT-OF-COURT RATE OF \$60/HOUR

ATTORNEY	TRAVEL TIME (HOURS)	TOTAL (\$)
STACY, MELISSA	152.8	\$9,168.00
TREADWAY, JOHN	152.4	\$9,144.00
MACDONALD, SUSAN	151.5	\$9,090.00
ORNDORFF, JOSHUA	151.1	\$9,066.00
MCCOY, ADAM	151.0	\$9,060.00
KITTLE, DENNIS	149.2	\$8,952.00
CHRIST, KATRINA	147.4	\$8,844.00
LOCKWOOD, JAMELLA	146.9	\$8,814.00
HICKMAN, MATTHEW	146.7	\$8,802.00
MARTIN, MADISON	146.7	\$8,802.00
BAUM, MICHAEL	143.0	\$8,580.00
MICK, REBECCA E	141.1	\$8,466.00
ESTES, LISA A.	140.2	\$8,412.00
LAMBERT, ROGER	138.9	\$8,334.00
CHILDERS, SHARON	137.4	\$8,244.00
KURELAC , PETER	136.3	\$8,178.00
OSBORNE, EVELYN RAEANN	136.0	\$8,160.00
HONAKER, CALVIN	135.9	\$8,154.00
HAMILTON, CHARLES	135.0	\$8,100.00
NEISWONGER, KEVIN	134.9	\$8,094.00
HOLLANDSWORTH, RICHARD	132.5	\$7,950.00
ADKINS, DONNIE	131.3	\$7,878.00
JARRELL, CYNTHIA J.	131.2	\$7,872.00
MYERS, JESSICA	131.0	\$7,860.00
LORD, JASON	130.6	\$7,836.00
WILCOX, TIMBERA	130.4	\$7,824.00
STURM, HEIDI	130.0	\$7,800.00
MCCULLOUGH, JUDITH	129.7	\$7,782.00
WALLACE , MICHAEL	128.7	\$7,722.00
TIPTON, KEVIN	128.5	\$7,710.00
VAN ZANT, SUSAN	127.7	\$7,662.00
YOUNGER, C. CHRISTOPHER	126.3	\$7,578.00
MCDANIEL, DON	125.4	\$7,524.00
HOUCK, G. TODD	125.0	\$7,500.00

PUBLIC DEFENDER SERVICES
TOTAL TRAVEL TIME
FISCAL YEAR 2025
TRAVEL TIME IS PAID AT THE OUT-OF-COURT RATE OF \$60/HOUR

ATTORNEY	TRAVEL TIME (HOURS)	TOTAL (\$)
WILLIAMS, DEAN	125.0	\$7,500.00
LYONS, TERESA	123.8	\$7,428.00
CAMPBELL, ADAM	123.4	\$7,404.00
YANG, HAIXIA	121.8	\$7,308.00
EVANS, THOMAS H. III	121.2	\$7,272.00
WOOD, JACK	121.1	\$7,266.00
HUFFMAN, WILLIAM	120.5	\$7,230.00
MASTERS, IAN	120.4	\$7,224.00
MICHAEL, GREGORY	120.3	\$7,218.00
ESTEP-MORGAN, MALORIE	119.7	\$7,182.00
SHEPHERD, STEPHANIE	117.3	\$7,038.00
MILLER, ALEXANDRIA	116.9	\$7,014.00
RAY, AMANDA	116.3	\$6,978.00
WILLIAMS, ROGER	115.9	\$6,954.00
KARICKHOFF, DAVID	115.8	\$6,948.00
FAERBER, KRISTOPHER	115.7	\$6,942.00
MYERS, MORIAH	114.7	\$6,882.00
ANDERSON, ERIC	114.0	\$6,840.00
OGLESBY HOLLIDAY, MONICA	113.5	\$6,810.00
UTT, BARBARA	112.5	\$6,750.00
BAILEY, BRIAN	112.3	\$6,738.00
KUHL, MAGGIE	111.4	\$6,684.00
NAVY, VICTOR	110.9	\$6,654.00
LONG, ROBBY	110.6	\$6,636.00
BAILEY, MICHAEL	109.2	\$6,552.00
BARNHART, MASON	107.2	\$6,432.00
LACY, GERALD	107.1	\$6,426.00
MOWEN, GORDON	106.7	\$6,402.00
PRALL, THOMAS	106.4	\$6,384.00
SPANO, JOSEPH	106.1	\$6,366.00
SKEEN, KEITH	105.9	\$6,354.00
LUPARDUS, TIMOTHY	104.2	\$6,252.00
POWELL, ANDREA	103.9	\$6,234.00
PHILLIPS, TODD	103.2	\$6,192.00

PUBLIC DEFENDER SERVICES
TOTAL TRAVEL TIME
FISCAL YEAR 2025
TRAVEL TIME IS PAID AT THE OUT-OF-COURT RATE OF \$60/HOUR

ATTORNEY	TRAVEL TIME (HOURS)	TOTAL (\$)
RODGERS, JEFFREY	101.8	\$6,108.00
MORGAN, WARD	100.6	\$6,036.00
STEED, DEBRA	100.1	\$6,006.00
GAIN, JASON	98.9	\$5,934.00
HUNTER, JOSEPH	98.6	\$5,916.00
MILLER, LATACHIA	98.4	\$5,904.00
KELLEY, DAVID	97.1	\$5,826.00
CONWAY, KRISTA	95.2	\$5,712.00
SCHEETZ, CHRISTOPHER A	93.2	\$5,592.00
GRAHAM, TAYLOR	93.1	\$5,586.00
NORMAN, JOSHUA	93.1	\$5,586.00
GUNNOE, RICHARD	92.9	\$5,574.00
HARDY, JOSHUA	92.5	\$5,550.00
GARVIN, JULIE	92.3	\$5,538.00
GREENE, AMANDA	91.3	\$5,478.00
PETTIJOHN, DENISE	91.3	\$5,478.00
GLOVER, DAVID	90.7	\$5,442.00
AHLBORN, COURTNEY	90.5	\$5,430.00
WHITEMAN, FRANCES	88.6	\$5,316.00
MCCLUNG, CHRISTOPHER	87.8	\$5,268.00
BAKER, JOEL	87.5	\$5,250.00
CLINE, TENISHA	86.9	\$5,214.00
BRISCOE, L. SCOTT	85.6	\$5,136.00
MEADOWS, DAYTON	85.4	\$5,124.00
BROOKS, JOHN	85.3	\$5,118.00
STEELE, BRANDON	84.4	\$5,064.00
REED, JEFFREY	84.3	\$5,058.00
MORRIS, WILLIAM	83.2	\$4,992.00
WHITTEN, ZACH	83.1	\$4,986.00
BAXTER, BARB	82.5	\$4,950.00
LOCKWOOD, DAVID	81.4	\$4,884.00
ROBEY, JENNA	80.7	\$4,842.00
ROSNICK , JACOB	79.5	\$4,770.00
POWELL, ERIC	79.3	\$4,758.00

**PUBLIC DEFENDER SERVICES
TOTAL TRAVEL TIME
FISCAL YEAR 2025
TRAVEL TIME IS PAID AT THE OUT-OF-COURT RATE OF \$60/HOUR**

ATTORNEY	TRAVEL TIME (HOURS)	TOTAL (\$)
BLANKENSHIP, STEVEN	79.2	\$4,752.00
COLY, KELLY	78.6	\$4,716.00
STACY, MELISSA	77.4	\$4,644.00
BULLMAN, SANDRA	76.2	\$4,572.00
ARTIMEZ, JOHN	75.3	\$4,518.00
YOST, BRIAN	75.3	\$4,518.00
YOUNG, WILLIAM	75.2	\$4,512.00
GRAY, BRANDON	74.8	\$4,488.00
HALL, SARA	74.5	\$4,470.00
SAL, NATALIE	73.9	\$4,434.00
BRIGHT, ROBERT	73.7	\$4,422.00
MCGANN, KIMBERLY	73.4	\$4,404.00
NELSON, MARY	73.4	\$4,404.00
ALEXANDER, AMANDA	73.1	\$4,386.00
MAUSER, BERNARD	71.6	\$4,296.00
EVANS, JENNY M.	70.9	\$4,254.00
SAURBIER, MARC	70.7	\$4,242.00
GLOVER, MARK	70.0	\$4,200.00
HARVEY, JOSEPH	69.7	\$4,182.00
MAIER, ANDREW	69.7	\$4,182.00
RICE, WILLIAM	69.4	\$4,164.00
STEDMAN, JASON	68.9	\$4,134.00
ROLLO, ED	68.5	\$4,110.00
BELL, SIDNEY	67.7	\$4,062.00
CAMEON, BRENT	67.2	\$4,032.00
SHOUGH, SCOTT	66.2	\$3,972.00
LOGSDON, MICHAEL	65.3	\$3,918.00
FAIR, MATTHEW	65.1	\$3,906.00
FORD, RICHARD	65.1	\$3,906.00
GOAD, JASON	62.2	\$3,732.00
PENNINGTON, WILLIAM	61.6	\$3,696.00
BITTORF CAMARDI, VICTORIA	61.4	\$3,684.00
JARRELL, CAYMAN	60.8	\$3,648.00
MOSES, JOSEPH	60.2	\$3,612.00

PUBLIC DEFENDER SERVICES
TOTAL TRAVEL TIME
FISCAL YEAR 2025
TRAVEL TIME IS PAID AT THE OUT-OF-COURT RATE OF \$60/HOUR

ATTORNEY	TRAVEL TIME (HOURS)	TOTAL (\$)
JETT, SARABETH	58.2	\$3,492.00
DEMOSS, DAVID	58.1	\$3,486.00
KRATOVIL, JAMES	56.9	\$3,414.00
NETZ, HOLLY	56.8	\$3,408.00
VAN HORN, SARAH	56.7	\$3,402.00
SHAFER, AMY	56.6	\$3,396.00
NESSEL, KERRY	55.6	\$3,336.00
CISCO-STURGELL, KATHRYN	55.2	\$3,312.00
MATHEWS, REBECCA	54.7	\$3,282.00
ADAMS, WILLIAM	53.6	\$3,216.00
HUY, SETH	53.3	\$3,198.00
MCALLISTER, SARAH	53.1	\$3,186.00
WALL, RANDALL	52.6	\$3,156.00
BELCHER, WILLIAM	51.2	\$3,072.00
PRENTICE, TIMOTHY	50.3	\$3,018.00
CONRAD, JAMISON	50.0	\$3,000.00
GOSSETT, RANDY	49.6	\$2,976.00
RIDER, GATSBY	49.6	\$2,976.00
BOWLING, HOLLY	49.2	\$2,952.00
MCPHERSON, JIMMY	49.1	\$2,946.00
HALL, BEVERLY	49.0	\$2,940.00
JUBA-PLUMLEY, ROSALEE	48.0	\$2,880.00
MCGERVEY, RICHARD	47.5	\$2,850.00
BENNETT, NATHAN	47.4	\$2,844.00
JACKSON, DANA	47.0	\$2,820.00
PETITTO, SARAH	46.7	\$2,802.00
PRINCE, JONATHAN	45.8	\$2,748.00
SCHIRMER, DUSTIN	45.8	\$2,748.00
HARWOOD, JASON	44.9	\$2,694.00
SINKKANEN, DREAMA	44.8	\$2,688.00
HAGER, EARL	44.6	\$2,676.00
MACIA, LEAH	44.5	\$2,670.00
CARLTON, ROBERT	44.3	\$2,658.00
FLINCHUM, R. KEITH	44.3	\$2,658.00

PUBLIC DEFENDER SERVICES
TOTAL TRAVEL TIME
FISCAL YEAR 2025
TRAVEL TIME IS PAID AT THE OUT-OF-COURT RATE OF \$60/HOUR

ATTORNEY	TRAVEL TIME (HOURS)	TOTAL (\$)
GARCIA, JOSEPH	43.9	\$2,634.00
SUTTON, JOHN	42.3	\$2,538.00
DALTON, NIC	42.2	\$2,532.00
WILSON, CHRISTOPHER	40.1	\$2,406.00
PRITT, KELLY	39.6	\$2,376.00
SANTA BARBARA, MICHAEL	39.6	\$2,376.00
ISNER, PHILLIP	39.5	\$2,370.00
OSHOWAY, FRANKLIN	39.5	\$2,370.00
HINZMAN, ROBERT	38.6	\$2,316.00
LEACH, J MORGAN	38.2	\$2,292.00
PRICE, TOM	38.2	\$2,292.00
LESLIE, AMANDA	38.0	\$2,280.00
DEMPSTER, BRIAN	36.8	\$2,208.00
CONWAY, GLEN	36.7	\$2,202.00
MARTIN, JOSHUA	36.4	\$2,184.00
HANDLEY, TANYA	35.8	\$2,148.00
KRAMER, CARIN	35.4	\$2,124.00
PAYNE, DEBBIE FLOWERS	35.4	\$2,124.00
WHITT, MICHAEL	35.0	\$2,100.00
BAYLISS, SHAWN	34.8	\$2,088.00
HUMBERSON, DON	34.4	\$2,064.00
TAYLOR, PAUL G.	34.2	\$2,052.00
FRANCIS, ERIC	33.9	\$2,034.00
MEADE, JAMES	33.6	\$2,016.00
SAYRE, TRAVIS	33.5	\$2,010.00
ACORD, DARA	33.0	\$1,980.00
MANFORD, BYRON	32.9	\$1,974.00
ERHARD, CRAIG	32.8	\$1,968.00
CURIA, JOSEPH	32.7	\$1,962.00
ADKINS, KAITLYN	32.5	\$1,950.00
KUENZEL, ROBERT	31.6	\$1,896.00
HYRE, LISA	31.5	\$1,890.00
OGLE, CANDACE	31.0	\$1,860.00
BLACK, ERIC	30.7	\$1,842.00

PUBLIC DEFENDER SERVICES
TOTAL TRAVEL TIME
FISCAL YEAR 2025
TRAVEL TIME IS PAID AT THE OUT-OF-COURT RATE OF \$60/HOUR

ATTORNEY	TRAVEL TIME (HOURS)	TOTAL (\$)
HARRIS, SCOTT	30.7	\$1,842.00
GREINER, CATHY	30.0	\$1,800.00
TAYLOR, JENNIFER	28.3	\$1,698.00
GRANT, ELIZABETH	27.9	\$1,674.00
ANTOLINI, KRISTEN	27.8	\$1,668.00
CRESTFIELD, JAMIE	27.2	\$1,632.00
PRATT, LENA DONNA	27.1	\$1,626.00
CRITES, KELLY	26.7	\$1,602.00
GARRETT, KAREN	26.6	\$1,596.00
DELLIGATTI, MATTHEW	26.0	\$1,560.00
LENARZ, BRETT	25.9	\$1,554.00
UMINA, BETH	25.8	\$1,548.00
TONEY, RAY	25.6	\$1,536.00
MCCLURE, ALLISON	25.5	\$1,530.00
WARNICK, ELIZABETH	25.5	\$1,530.00
CATLETT, ROBERT	25.1	\$1,506.00
ROBINSON, KEVIN	25.0	\$1,500.00
MOORE, JARED	24.7	\$1,482.00
RODRIGUEZ, VANESSA	24.7	\$1,482.00
JORGENSEN, RAMSEY	24.2	\$1,452.00
DUTY, WILLIAM	24.0	\$1,440.00
PIZZO, JOHN	23.6	\$1,416.00
WRIGHT, BRADLEY	23.6	\$1,416.00
FUNKHOUSER, JOHN	23.4	\$1,404.00
NICHOLS, ALAN	23.2	\$1,392.00
BURTON, DEANDRA	22.9	\$1,374.00
BRIGHT, HILARY	22.5	\$1,350.00
PRITT, CHRISTOPHER	21.8	\$1,308.00
BARRAT, ROBERT	21.4	\$1,284.00
DASCOLI, CARL	21.1	\$1,266.00
SHERMAN, LAWRENCE E., JR.	21.1	\$1,266.00
LYNCH, LAUREN	20.7	\$1,242.00
BOTTNER, KIRK	20.6	\$1,236.00
TROMBLEY, JACOB	20.4	\$1,224.00

PUBLIC DEFENDER SERVICES
TOTAL TRAVEL TIME
FISCAL YEAR 2025
TRAVEL TIME IS PAID AT THE OUT-OF-COURT RATE OF \$60/HOUR

ATTORNEY	TRAVEL TIME (HOURS)	TOTAL (\$)
WARMAN, CHERYL L.	20.3	\$1,218.00
CRAWLEY-WOODS, BEN	20.2	\$1,212.00
MILLS, JACOB	20.1	\$1,206.00
CLARK, ERIN	20.0	\$1,200.00
SELDEN, STANLEY	19.4	\$1,164.00
MORGAN, DAMON	18.9	\$1,134.00
BRADFORD, MATTHEW	18.7	\$1,122.00
THOMAS, CONNOR	18.4	\$1,104.00
CROYDER, PAGE	18.1	\$1,086.00
SMITH, MATTHEW	18.1	\$1,086.00
GARRETT, LARY	18.0	\$1,080.00
KNISLEY, PAUL A.	17.9	\$1,074.00
MATZUREFF, NICHOLAS	17.6	\$1,056.00
POWELL, JC	17.6	\$1,056.00
ALLEN, LOREN	17.5	\$1,050.00
BLYLER, HOWARD	16.9	\$1,014.00
HILL, DAVID	16.8	\$1,008.00
TURKETT, HOLLY	16.5	\$990.00
DAVIS, KEVIN	15.9	\$954.00
NEELY, EMILY	15.8	\$948.00
WOLFE, STEVEN	15.6	\$936.00
SLAVEY, TYLER	15.1	\$906.00
BURNS, DANIEL	15.0	\$900.00
VANCE, BRIAN	15.0	\$900.00
MADIA, SAMUEL	14.9	\$894.00
HINKLE, AMBER	14.1	\$846.00
DOWNEY, JOSHUA	13.8	\$828.00
DYER, THOMAS	13.2	\$792.00
SKINNER, ANDREW	13.2	\$792.00
SPIKER, GARRETT	13.2	\$792.00
REDMAN, TRENT	13.0	\$780.00
SHUMAKER, BRANDON	12.6	\$756.00
STROEBEL, PAUL	11.6	\$696.00
BLICKENSTAFF, BRIAN	11.5	\$690.00

PUBLIC DEFENDER SERVICES
TOTAL TRAVEL TIME
FISCAL YEAR 2025
TRAVEL TIME IS PAID AT THE OUT-OF-COURT RATE OF \$60/HOUR

ATTORNEY	TRAVEL TIME (HOURS)	TOTAL (\$)
JOHNSON, MICHELLE	11.5	\$690.00
REYNOLDS, WILLIAM	11.2	\$672.00
RUMORA, MARSHA	11.2	\$672.00
THOMPSON, DAVID	11.2	\$672.00
CAREY, JAMES	11.1	\$666.00
MCCASE, MATT	10.9	\$654.00
BOWSER, PHILIP	10.8	\$648.00
PRICE, SHANNON	10.8	\$648.00
REBROOK, WILLIAM	10.8	\$648.00
BELLOMY, DONALD	10.7	\$642.00
GAMES-NEELY, PAMELA	10.4	\$624.00
FRAZIER, W. MICHAEL	10.2	\$612.00
GUNN, ERICA	9.8	\$588.00
HAMMONDS, DARYL	9.7	\$582.00
DUNLAP, ROBERT	9.3	\$558.00
FRAME, JARED	9.1	\$546.00
KORESKE, TYLER	9.0	\$540.00
DRAKE, TJ	8.7	\$522.00
ELLEM, JOHN	8.5	\$510.00
HULETT, ERIC	8.5	\$510.00
TAYLOR, ALLISON	8.5	\$510.00
TSORAS, THEODORE	8.5	\$510.00
GUNNOE, SHERRI	8.1	\$486.00
DOVE, EVAN	8.0	\$480.00
KUSIMO-FRAZIER, OLUBUNMI	8.0	\$480.00
STONE, JR., ROBERT C.	7.9	\$474.00
GEARY, JAMES PAUL II	7.6	\$456.00
GRIESACKER, JAMES	7.3	\$438.00
MORELAND, CATHE	7.2	\$432.00
PAUGH, SUSAN	7.2	\$432.00
TATE, REBECCA	7.1	\$426.00
WALTERS, RON	7.0	\$420.00
FROBLE, MICHAEL	6.7	\$402.00
SKLAVOUNAKIS, JERRY	6.7	\$402.00

PUBLIC DEFENDER SERVICES
TOTAL TRAVEL TIME
FISCAL YEAR 2025
TRAVEL TIME IS PAID AT THE OUT-OF-COURT RATE OF \$60/HOUR

ATTORNEY	TRAVEL TIME (HOURS)	TOTAL (\$)
THOMPSON, SUSANNE	6.7	\$402.00
SKEEN, KENNAD L II	6.6	\$396.00
KARR, THOMAS	6.5	\$390.00
CONNOLEY, KEVIN	6.4	\$384.00
KUHN, KELLEY	6.4	\$384.00
MOYE, DAVID	6.4	\$384.00
SAAD, ABRAHAM	6.3	\$378.00
WOLFE, B. SCOTT	6.2	\$372.00
ADKINS, MELIA	6.1	\$366.00
DYER, ZACHARY	6.1	\$366.00
GREEN, LISA	6.0	\$360.00
DALBY, NANCY	5.5	\$330.00
LEFEVRE, CAMERON	5.4	\$324.00
WINGFIELD, JASON	5.3	\$318.00
TSIATSOS, ALEX	5.2	\$312.00
JAMES, NICHOLAS	4.8	\$288.00
PLUMER, ELIZABETH	4.8	\$288.00
UMINA, RYAN	4.8	\$288.00
STAPLETON, MATT	4.7	\$282.00
MIRHOSEINI, DAVID	4.6	\$276.00
BOGGS, APRYLL	4.4	\$264.00
GABEHART, JAMES	4.4	\$264.00
MANTZ, J. LOGAN	4.4	\$264.00
SMITH, SARAH	4.4	\$264.00
BURTON, JONATHAN	4.2	\$252.00
COCHRAN, JENNY	4.2	\$252.00
HATFIELD, MATTHEW	4.2	\$252.00
PEYTON, THOMAS	4.0	\$240.00
TISSUE, PHILIP	4.0	\$240.00
BOUCHILLON, NEIL R	3.6	\$216.00
MANN, AMY	3.6	\$216.00
BUCY, WINIFRED	3.4	\$204.00
HAZEL, MARION ALEXANDRA	3.4	\$204.00
NESTOR, WILLIAM	3.4	\$204.00

PUBLIC DEFENDER SERVICES
TOTAL TRAVEL TIME
FISCAL YEAR 2025
TRAVEL TIME IS PAID AT THE OUT-OF-COURT RATE OF \$60/HOUR

ATTORNEY	TRAVEL TIME (HOURS)	TOTAL (\$)
ROHRBAUGH, TRACEY	3.4	\$204.00
GRIMES, NICOLE	3.3	\$198.00
BOHN, SARA	3.2	\$192.00
CROSSAN, AMY	3.2	\$192.00
STEPHENS, GLORIA	3.1	\$186.00
MORGAN, JOHN	3.0	\$180.00
CARY, MICHAEL	2.9	\$174.00
MOWEN, KELLY	2.8	\$168.00
MARTIN, JAMES	2.7	\$162.00
MEADOWS, MCKENNA	2.6	\$156.00
STINSON, LIANA	2.6	\$156.00
HOOD, C. CHRISTOPHER	2.5	\$150.00
JUDY, DAVID	2.5	\$150.00
NOGAY, CATHRYN	2.5	\$150.00
GANDEE, STEPHENEE	2.4	\$144.00
STONE, FAITH	2.4	\$144.00
STURGELL, ASHLEY	2.4	\$144.00
GERBER, JAY JR	2.3	\$138.00
KARR, SUSAN	2.3	\$138.00
FLOWER, BRANDON	2.2	\$132.00
KENT, TIFFANY	2.2	\$132.00
WILLIAMS, JOHN E., JR.	2.2	\$132.00
HAWROT, LISA	2.0	\$120.00
POWER, CURTIS	2.0	\$120.00
RABER, JUSTIN	2.0	\$120.00
SKINNER, STEPHEN	2.0	\$120.00
ASHTON, ABRAHAM	1.9	\$114.00
SPADARO, LAURA	1.9	\$114.00
CLARK, MATTHEW	1.8	\$108.00
DAVIS, WHITNEY	1.8	\$108.00
HAMILTON, NEAL JAY	1.6	\$96.00
NICHOLS, JONI	1.6	\$96.00
PRITT, ALAN	1.6	\$96.00
STACY, JAMES	1.6	\$96.00

**PUBLIC DEFENDER SERVICES
TOTAL TRAVEL TIME
FISCAL YEAR 2025
TRAVEL TIME IS PAID AT THE OUT-OF-COURT RATE OF \$60/HOUR**

ATTORNEY	TRAVEL TIME (HOURS)	TOTAL (\$)
CARVILLANO, BAYLEE	1.4	\$84.00
COSENZA, GEORGE	1.4	\$84.00
MCCLAIN, KAITLYN	1.4	\$84.00
SHAW, MICHAEL	1.4	\$84.00
BARTON, KENNETH	1.3	\$78.00
OLIVERO, NOEL	1.3	\$78.00
RIDDELL, CHRISTIAN	1.0	\$60.00
SAURBEIR, MARC	1.0	\$60.00
VANVOLKENBURG, JEFFREY	1.0	\$60.00
COLVIN, NICHOLAS	0.8	\$48.00
FLANIGAN, PAIGE	0.8	\$48.00
MARTINO, GARY	0.8	\$48.00
SMITH, RICHARD	0.8	\$48.00
KALLAS, EUPHEMIA	0.6	\$36.00
TEETS, GREYSON	0.6	\$36.00
HALL, KAREN	0.5	\$30.00
PANEPINTO, MARK	0.5	\$30.00
DEL GIUDICE , MICHAEL	0.4	\$24.00
STEWART, KATHRYN	0.4	\$24.00
MCWILLIAMS, TAMMY	0.3	\$18.00
MICHAEL, NELSON	0.3	\$18.00
TAYLOR, ADAM	0.3	\$18.00
VITAL, R. MATTHEW	0.3	\$18.00
Total	59,212.9	\$3,552,774.00

**PUBLIC DEFENDER SERVICES
HIGHEST COMPENSATED APPOINTED COUNSEL
FISCAL YEAR 2025**

ATTORNEY	TOTAL \$	TOTAL HOURS	IN-COURT HOURS	OUT-OF-COURT HOURS
MASCIO, DAVID	\$284,081.00	4,707.4	194.2	4,513.2
VICTOR, MATTHEW	\$261,974.00	4,204.6	485.2	3,719.4
EVANS, THOMAS H. III	\$254,028.00	4,167.5	198.9	3,968.6
CLINE, TENISHA	\$253,288.00	4,201.7	59.3	4,142.4
KOSTENKO, CHRISTINA	\$246,904.00	4,021.7	280.1	3,741.6
RICHARDSON, IRA	\$225,482.00	3,951.7	688.2	3,263.5
ROSINSKY, TIM	\$223,246.00	3,553.2	503.9	3,049.3
JURCO, JOHN	\$199,410.00	3,257.9	196.8	3,061.1
DAVIS, G. PHILLIP	\$197,109.50	3,180.5	315.7	2,864.8
BRAMBLE, MARK	\$196,476.00	3,170.9	311.1	2,859.8
RUTH, RYAN	\$195,192.00	3,120.5	398.1	2,722.4
DINARDI, PETER	\$195,114.00	3,211.3	121.8	3,089.5
POLVERINI, JACOB	\$194,674.00	3,188.8	167.3	3,021.5
WILLIAMS, DEAN	\$193,290.00	3,188.9	97.8	3,091.1
BAUM, MICHAEL	\$191,466.50	3,115.4	227.2	2,888.2
LOCKWOOD, JAMELLA	\$191,178.00	3,124.4	403.7	2,720.7
WALKER, LELA	\$184,574.00	2,987.6	481.3	2,506.3
ESCUE, BRYAN	\$181,418.00	2,798.5	675.4	2,123.1
BISCHOFF, CLINTON	\$177,978.00	2,867.6	296.1	2,571.5
ROGERS, JOHN	\$173,630.00	2,821.0	218.5	2,602.5
VICTOR, JENNIFER	\$172,430.00	2,779.4	283.3	2,496.1
CHITTUM, KENNETH	\$171,668.00	2,812.4	146.2	2,666.2
GRUNAU, DAVID	\$167,874.00	2,778.1	59.4	2,718.7
CROWE, PATRICK	\$167,210.00	2,748.8	114.1	2,634.7
MANCINI, STEVEN	\$167,208.00	2,742.7	133.5	2,609.2
ALEXANDER, AMANDA	\$163,520.00	2,693.0	103.6	2,589.4
JANUTOLO, THOMAS M.	\$158,132.00	2,598.8	110.2	2,488.6
HINERMAN, HOLLY	\$156,420.00	2,645.3	59.7	2,585.6
SPONAUGLE, KEVIN	\$155,740.00	2,520.2	226.4	2,293.8
TINGLER, GREGORY	\$154,586.00	2,510.6	197.5	2,313.1
MCCOY, ADAM	\$153,666.00	2,521.7	118.2	2,403.5
HIVELY, HERBERT	\$153,550.00	2,432.0	382.4	2,049.6
HATFIELD, KAREN	\$153,012.00	2,457.7	277.5	2,180.2
KLATT, WILBERT	\$151,366.00	2,479.0	131.3	2,347.7
CONRAD, LARRY	\$147,818.00	2,403.3	181.0	2,222.3
CHILDERS, SHARON	\$147,136.00	2,404.6	143.0	2,261.6
WIEDEL, DIANA CARTER	\$146,877.50	2,386.5	184.6	2,201.9
SAUNDERS-MESKE, TERESA NICOLE	\$146,802.00	2,400.4	150.3	2,250.1
SMITH, ASHLEY	\$146,710.00	2,467.7	270.4	2,197.3
BLANKENSHIP, STEVEN	\$145,280.00	2,392.1	87.7	2,304.4

**PUBLIC DEFENDER SERVICES
HIGHEST COMPENSATED APPOINTED COUNSEL
FISCAL YEAR 2025**

ATTORNEY	TOTAL \$	TOTAL HOURS	IN-COURT HOURS	OUT-OF-COURT HOURS
GLOVER, CHRISTINE	\$144,500.00	2,323.0	256.0	2,067.0
MCCULLOUGH, JUDITH	\$144,458.00	2,333.2	223.9	2,109.3
HARVEY, JOSEPH	\$144,168.00	2,377.1	77.1	2,300.0
KIRKPATRICK, DAVID	\$143,672.00	2,341.1	160.3	2,180.8
BALLARD, JASON	\$143,326.00	2,337.0	155.3	2,181.7
DAVIS, ELIZABETH	\$142,874.00	2,433.5	274.6	2,158.9
HESS, REBECCA	\$139,360.00	2,245.8	230.6	2,015.2
BANKS, CLARISSA	\$137,792.00	2,227.8	206.2	2,021.6
MAGANN, MICHAEL	\$136,170.00	2,229.5	120.0	2,109.5
NESSEL, KERRY	\$135,192.00	2,193.0	241.8	1,951.2
JOHNSON, REBECCA	\$135,038.00	2,155.2	326.2	1,829.0
POWELL, ERIC	\$134,107.50	2,182.5	158.1	2,024.4
HUMBERSON, DON	\$133,792.00	2,299.7	144.2	2,155.5
STARCHER, KENNETH	\$132,590.00	2,109.8	304.7	1,805.1
BROWN-BAILEY, COLLEEN	\$132,124.00	2,137.9	192.7	1,945.2
WHITTEN, ZACH	\$130,968.00	2,112.2	211.8	1,900.4
COOK, STEVEN	\$127,930.00	2,026.1	318.4	1,707.7
KUHN, MICHAEL	\$126,312.00	2,039.0	217.8	1,821.2
HARCLERODE, ALEX	\$126,198.00	2,032.2	213.9	1,818.3
HILL, SUSAN	\$125,620.00	2,065.0	86.0	1,979.0
MORGAN, DEAN	\$124,516.00	1,976.3	338.7	1,637.6
RICHARDSON, DAVID	\$123,756.00	1,993.8	206.4	1,787.4
WILSON, LAUREN	\$123,670.00	1,950.8	331.1	1,619.7
TICHENOR, TERRI	\$123,114.50	1,961.4	271.6	1,689.8
GAIN, JASON	\$122,714.00	2,163.8	10.5	2,153.3
DILLON, WELLS	\$122,708.00	1,991.0	162.4	1,828.6
CHATTIN, ANDREW	\$122,634.00	1,913.0	392.7	1,520.3
PHILLIPS, TODD	\$120,842.00	1,993.5	67.2	1,926.3
LORD, JASON	\$118,238.00	1,843.1	385.6	1,457.5
BALENOVICH, JOHN	\$117,506.00	1,883.6	224.5	1,659.1
RICE, WILLIAM	\$117,358.00	1,889.8	198.5	1,691.3
LIGHTNER, KIRK	\$117,234.00	1,797.9	468.0	1,329.9
WHITT, MICHAEL	\$117,000.00	1,926.6	70.2	1,856.4
MACDONALD, SUSAN	\$116,316.00	1,961.5	172.3	1,789.2
PRENTICE, TIMOTHY	\$114,292.00	1,861.9	132.7	1,729.2
YOUNGER, C. CHRISTOPHER	\$113,984.00	1,882.7	51.1	1,831.6
PLANTS, MARK	\$113,944.00	1,830.3	206.3	1,624.0
ADAMS, JARED	\$113,582.00	1,815.4	232.9	1,582.5
LONG, BRENDEN	\$113,428.00	1,777.9	339.5	1,438.4
ELLIOTT, DAJA	\$112,692.00	1,969.1	162.9	1,806.2

**PUBLIC DEFENDER SERVICES
HIGHEST COMPENSATED APPOINTED COUNSEL
FISCAL YEAR 2025**

ATTORNEY	TOTAL \$	TOTAL HOURS	IN-COURT HOURS	OUT-OF-COURT HOURS
DEAN, WILLIAM	\$112,626.00	1,831.4	137.1	1,694.3
HAMILTON, CHARLES	\$112,446.00	1,809.0	196.1	1,612.9
DOTSENKO, JULIANA	\$111,774.00	1,838.0	74.7	1,763.3
HICKMAN, MATTHEW	\$110,212.00	1,820.6	48.8	1,771.8
SELDEN, STANLEY	\$109,886.00	1,758.9	217.6	1,541.3
RAY, AMANDA	\$108,445.00	1,801.9	191.5	1,610.4
TALBERT, TY	\$107,314.00	1,724.8	191.3	1,533.5
HAWKINS, JAMES	\$107,184.50	1,701.0	257.5	1,443.5
NOLAN, RAYMOND	\$106,800.00	1,683.3	290.1	1,393.2
FARNSWORTH, MICHAEL	\$106,108.00	2,066.2	242.4	1,823.8
VAN ZANT, SUSAN	\$104,601.50	1,646.5	291.4	1,355.1
DASCOLI, CARL	\$104,534.00	1,699.5	128.2	1,571.3
BAKER, JOEL	\$103,658.00	1,682.3	136.0	1,546.3
WILCOX, TIMBERA	\$103,597.00	1,629.2	292.7	1,336.5
STURM, HEIDI	\$103,412.00	1,689.1	103.3	1,585.8
DEMOSS, DAVID	\$103,410.00	1,656.1	209.4	1,446.7
NANNERS, STEVEN	\$103,202.00	1,598.6	364.3	1,234.3
GENTILOZZI, TIMOTHY	\$102,435.00	1,655.1	157.2	1,497.9
MICHAEL, GREGORY	\$101,870.00	1,556.7	426.4	1,130.3
FRYE, ANDREW	\$100,977.50	1,601.4	246.4	1,355.0
MOORE, JUSTON	\$100,344.00	1,572.9	298.5	1,274.4

**PUBLIC DEFENDER SERVICES
TRAVEL EXPENSES AND INVESTIGATOR EXPENSES AS PERCENTAGES OF TOTAL EXPENSES
FISCAL YEAR 2025**

Circuit	County	Investigator (\$)	Investigator (%)	Travel (\$)	Travel (%)	Total Expenses
1	Brooke	\$4.00	0.01%	\$20,988.42	68.84%	\$30,490.16
	Hancock	\$14,810.12	40.98%	\$15,351.90	42.48%	\$36,143.08
	Ohio	\$11,477.48	21.55%	\$22,641.81	42.51%	\$53,260.03
	Total	\$26,291.60	21.93%	\$58,982.13	49.20%	\$119,893.27
2	Marshall	-	0.00%	\$13,692.59	57.39%	\$23,857.23
	Tyler	\$322.07	0.00%	\$7,554.79	65.38%	\$11,554.96
	Wetzel	-	0.00%	\$23,894.80	84.15%	\$28,395.21
	Total	\$322.07	0.50%	\$45,142.18	70.75%	\$63,807.40
3	Doddridge	\$13,123.12	36.46%	\$18,173.80	50.49%	\$35,997.65
	Pleasants	\$13,131.76	38.93%	\$19,561.84	57.99%	\$33,731.26
	Ritchie	\$12,516.05	35.56%	\$20,482.60	58.19%	\$35,198.37
	Total	\$38,770.93	36.95%	\$58,218.24	55.48%	\$104,927.28
4	Wirt	-	0.00%	\$4,039.06	85.82%	\$4,706.25
	Wood	\$8,526.85	10.56%	\$39,508.20	48.94%	\$80,723.82
	Total	\$8,526.85	9.98%	\$43,547.26	50.97%	\$85,430.07
5	Calhoun	-	0.00%	\$10,052.14	97.33%	\$10,328.06
	Jackson	-	0.00%	\$37,380.94	89.94%	\$41,561.22
	Mason	-	0.00%	\$22,489.43	72.11%	\$31,186.31
	Roane	-	0.00%	\$23,471.57	97.15%	\$24,158.98
	Total	\$0.00	0.00%	\$93,394.08	87.09%	\$107,234.57
6	Cabell	\$49,396.75	37.29%	\$42,934.89	32.41%	\$132,475.49
	Total	\$49,396.75	37.29%	\$42,934.89	32.41%	\$132,475.49
7	Logan	-	0.00%	\$22,452.60	74.06%	\$30,317.74
	Total	\$0.00	0.00%	\$22,452.60	74.06%	\$30,317.74
8	McDowell	\$22,296.14	47.59%	\$19,165.00	40.91%	\$46,847.74
	Total	\$22,296.14	47.59%	\$19,165.00	40.91%	\$46,847.74
9	Mercer	\$37,014.51	24.55%	\$91,760.92	60.87%	\$150,746.27
	Total	\$37,014.51	24.55%	\$91,760.92	60.87%	\$150,746.27
10	Raleigh	\$68,087.34	39.42%	\$38,014.93	22.01%	\$172,723.88
	Total	\$68,087.34	39.42%	\$38,014.93	22.01%	\$172,723.88
11	Greenbrier	-	0.00%	\$8,077.89	66.12%	\$12,217.30
	Pocahontas	-	0.00%	\$11,593.61	61.96%	\$18,710.92
	Total	\$0.00	0.00%	\$19,671.50	63.60%	\$30,928.22
12	Fayette	\$407.71	1.60%	\$20,210.04	79.41%	\$25,449.55
	Total	\$407.71	1.60%	\$20,210.04	79.41%	\$25,449.55
13	Kanawha	\$25,839.05	22.55%	\$41,730.41	36.42%	\$114,572.24
	Total	\$25,839.05	22.55%	\$41,730.41	36.42%	\$114,572.24
14	Braxton	\$1,525.76	3.28%	\$42,593.56	91.47%	\$46,564.25
	Clay	\$1,009.50	2.94%	\$29,740.15	86.68%	\$34,311.41
	Gilmer	-	0.00%	\$20,771.74	97.57%	\$21,288.30
	Webster	-	0.00%	\$39,346.57	93.17%	\$42,231.95
	Total	\$2,535.26	1.76%	\$132,452.02	91.73%	\$144,395.91

**PUBLIC DEFENDER SERVICES
TRAVEL EXPENSES AND INVESTIGATOR EXPENSES AS PERCENTAGES OF TOTAL EXPENSES
FISCAL YEAR 2025**

Circuit	County	Investigator (\$)	Investigator (%)	Travel (\$)	Travel (%)	Total Expenses
15	Harrison	-	0.00%	\$27,563.42	48.04%	\$57,381.17
	Total	\$0.00	0.00%	\$27,563.42	48.04%	\$57,381.17
16	Marion	\$2,562.00	2.55%	\$66,890.44	66.46%	\$100,648.51
	Total	\$2,562.00	2.55%	\$66,890.44	66.46%	\$100,648.51
17	Monongalia	-	0.00%	\$44,992.89	39.35%	\$114,327.68
	Total	\$0.00	0.00%	\$44,992.89	39.35%	\$114,327.68
18	Preston	\$6,780.00	11.82%	\$27,989.17	48.79%	\$57,364.59
	Total	\$6,780.00	11.82%	\$27,989.17	48.79%	\$57,364.59
19	Barbour	\$13.00	0.04%	\$25,743.33	80.18%	\$32,108.80
	Taylor	\$1,408.21	6.26%	\$10,892.68	48.41%	\$22,501.76
	Total	\$1,421.21	2.60%	\$36,636.01	67.09%	\$54,610.56
20	Randolph	-	0.00%	\$37,979.67	65.79%	\$57,730.15
	Total	\$0.00	0.00%	\$37,979.67	65.79%	\$57,730.15
21	Grant	\$5,565.57	22.87%	\$14,371.36	59.05%	\$24,339.63
	Mineral	\$1,211.46	3.86%	\$19,823.41	63.14%	\$31,396.78
	Tucker	-	0.00%	\$16,772.38	95.90%	\$17,489.06
	Total	\$6,777.03	9.26%	\$50,967.15	69.60%	\$73,225.47
22	Hampshire	\$25,872.62	39.59%	\$26,505.70	40.56%	\$65,348.73
	Hardy	-	0.00%	\$19,783.48	87.77%	\$22,539.63
	Pendleton	-	0.00%	\$25,276.83	95.75%	\$26,397.71
	Total	\$25,872.62	22.64%	\$71,566.01	62.62%	\$114,286.07
23	Berkeley	\$15,803.54	13.58%	\$42,706.18	36.70%	\$116,364.12
	Jefferson	\$4,555.01	10.99%	\$14,352.30	34.63%	\$41,449.60
	Morgan	-	0.00%	\$21,456.37	60.67%	\$35,365.01
	Total	\$20,358.55	10.54%	\$78,514.85	40.64%	\$193,178.73
24	Wayne	-	0.00%	\$11,620.88	81.71%	\$14,221.91
	Total	\$0.00	0.00%	\$11,620.88	81.71%	\$14,221.91
25	Boone	-	0.00%	\$34,117.28	89.48%	\$38,127.68
	Lincoln	-	0.00%	\$19,472.99	98.10%	\$19,850.41
	Total	\$0.00	0.00%	\$53,590.27	92.43%	\$57,978.09
26	Lewis	\$508.95	1.12%	\$35,569.50	78.53%	\$45,295.55
	Upshur	\$648.15	1.68%	\$29,171.07	75.51%	\$38,633.17
	Total	\$1,157.10	1.38%	\$64,740.57	77.14%	\$83,928.72
27	Wyoming	\$25,386.43	41.78%	\$22,717.13	37.38%	\$60,766.28
	Total	\$25,386.43	41.78%	\$22,717.13	37.38%	\$60,766.28
28	Nicholas	-	0.00%	\$52,510.49	75.74%	\$69,331.28
	Total	\$0.00	0.00%	\$52,510.49	75.74%	\$69,331.28
29	Putnam	\$1,582.39	2.66%	\$39,552.43	66.60%	\$59,392.22
	Total	\$1,582.39	2.66%	\$39,552.43	66.60%	\$59,392.22
30	Mingo	\$16,200.94	53.47%	\$12,806.34	42.26%	\$30,301.49
	Total	\$16,200.94	53.47%	\$12,806.34	42.26%	\$30,301.49

**PUBLIC DEFENDER SERVICES
TRAVEL EXPENSES AND INVESTIGATOR EXPENSES AS PERCENTAGES OF TOTAL EXPENSES
FISCAL YEAR 2025**

Circuit	County	Investigator (\$)	Investigator (%)	Travel (\$)	Travel (%)	Total Expenses
31	Monroe	-	0.00%	\$3,408.20	70.15%	\$4,858.47
	Summers	\$59,031.88	69.05%	\$6,179.17	7.23%	\$85,496.31
	Total	\$59,031.88	65.33%	\$9,587.37	10.61%	\$90,354.78
STATE TOTAL		\$446,618.36	17.05%	\$1,437,901.29	54.91%	\$2,618,777.33