




# WEST VIRGINIA Department of Administration



Public Defender Services

# Consolidated Annual Report: FY 2022 - 2024



ARCHIVED: This PDF has been archived because it contains historical information and data that may not be currently applicable.

For more information, and any accessibility concerns, please contact Sonia Copple at [sonia.n.copple@wv.gov](mailto:sonia.n.copple@wv.gov).

## Table of Contents

Executive Director's Page _____	1
Executive Summary _____	2
Appendix A: Appointed Counsel Statistics _____	28
Appendix B: Public Defender Corporation Statistics _____	174
Appendix C: Appointed Counsel/PDC Comparisons _____	192
Appendix D: Appointed Counsel Payee Totals _____	260

## THE EXECUTIVE DIRECTOR'S PAGE



When I was first appointed, the agency had a proprietary system that collected, compiled, and reported information regarding the billing by private counsel for court-appointed services. As a result, the compilation of robust annual reports was routine.

As technology advanced, the agency was informed its system would no longer be supported. The underlying software programs were obsolete and not upgradeable and the expertise in the Office of Technology regarding such programs was dissipating.

The decision was made to eliminate this interface between the agency's online system for preparing and submitting vouchers and the State's financial system. Restated, the online system would directly interface with the State's financial system. The decision was also made to prepare reports directly from the online system. While conceptually the decisions were sound, the implementation proved problematic.

Eventually, the online system was able to interface directly with the State's financial system without issue. However, the generation of annual reports took a very lengthy period to ensure completeness and accuracy. While reports could be generated by the online developer when requested, the compilation of data into complete reports by agency personnel required continuing refinement and upgrades.

I am grateful for the work of personnel in the agency and the developer of the online system, Tyler Technologies, Inc., for the extensive effort made to enable the generation of annual reports. The following information covers the years for which no annual reports have been issued. Beginning with fiscal year 2026, the agency will again publish annually its compiled data regarding billing by court-appointed counsel and the comparison to the work of the public defender corporations.

Technology is wonderful, but it is often not "off the shelf." But, gratefully, Public Defender Services is now equipped to be transparent and informative about the expenditure of public funds in furtherance of the constitutional mandate to make certain that every citizen has representation when facing the loss of liberty by reason of state action.

Respectfully,  
Dana F. Eddy  
Executive Director  
Public Defender Services

**PUBLIC DEFENDER SERVICES  
 STATISTICAL SUMMARY  
 APPOINTED COUNSEL  
 FISCAL YEAR 2022**

Total Amount Paid in Claims:	\$30,889,078.11
Total Fees Paid to Counsel:	\$28,783,880.00
Total Expenses Paid:	\$2,105,198.11
Total In Court:	63,279.70
Total Out of Court:	400,171.10
Total Hours Paid:	463,450.80
Percent of Total Hours In Court:	13.65%
Percent of Total Hours Out of Court:	86.35%
Percent of Total Funds Paid Attributable To Fees:	93.18%
Percent of Total Funds Paid Attributable To Expenses:	6.82%
Average Total Cost Per Hour:	\$66.65

---

Total Claims Paid:	39,557
Less: Supplemental Claims Paid:	3,102
Less: Direct Claims Paid:	324
Total Claims Paid without Supplemental & Direct:	36,131

Comparative Analysis between All Claims and Claims Without Supplemental and Direct

	<u>All Claims</u>	<u>W/O Supp &amp; Dir.</u>
Average Total Cost Per Claim:	\$780.88	\$854.92
Average Counsel Fee Per Claim:	\$727.66	\$796.65
Average Expenses Per Claim:	\$53.22	\$58.27

**PUBLIC DEFENDER SERVICES  
 STATISTICAL SUMMARY  
 APPOINTED COUNSEL  
 FISCAL YEAR 2023**

Total Amount Paid in Claims:	\$32,265,755.21
Total Fees Paid to Counsel:	\$29,957,319.00
Total Expenses Paid:	\$2,308,436.21
Total In Court:	60,930.00
Total Out of Court:	420,608.30
Total Hours Paid:	481,538.30
Percent of Total Hours In Court:	12.65%
Percent of Total Hours Out of Court:	87.35%
Percent of Total Funds Paid Attributable To Fees:	92.85%
Percent of Total Funds Paid Attributable To Expenses:	7.15%
Average Total Cost Per Hour:	\$67.01

---

Total Claims Paid:	38,808
Less: Supplemental Claims Paid:	6,825
Less: Direct Claims Paid:	382
Total Claims Paid without Supplemental & Direct:	31,601

Comparative Analysis between All Claims and Claims Without Supplemental and Direct

	<u>All Claims</u>	<u>W/O Supp &amp; Dir.</u>
Average Total Cost Per Claim:	\$878.93	\$1,097.73
Average Counsel Fee Per Claim:	\$811.84	\$1,013.95
Average Expenses Per Claim:	\$67.09	\$83.79

**PUBLIC DEFENDER SERVICES  
 STATISTICAL SUMMARY  
 APPOINTED COUNSEL  
 FISCAL YEAR 2024**

Total Amount Paid in Claims:	\$33,357,957.60
Total Fees Paid to Counsel:	\$30,811,811.50
Total Expenses Paid:	\$2,546,146.10
Total In Court:	58,594.20
Total Out of Court:	437,888.60
Total Hours Paid:	496,482.80
Percent of Total Hours In Court:	11.80%
Percent of Total Hours Out of Court:	88.20%
Percent of Total Funds Paid Attributable To Fees:	92.37%
Percent of Total Funds Paid Attributable To Expenses:	7.63%
Average Total Cost Per Hour:	\$67.19

---

Total Claims Paid:	37,953
Less: Supplemental Claims Paid:	7,136
Less: Direct Claims Paid:	429
Total Claims Paid without Supplemental & Direct:	30,388

Comparative Analysis between All Claims and Claims Without Supplemental and Direct

	<u>All Claims</u>	<u>W/O Supp &amp; Dir.</u>
Average Total Cost Per Claim:	\$831.42	\$1,021.04
Average Counsel Fee Per Claim:	\$771.99	\$947.99
Average Expenses Per Claim:	\$59.43	\$73.05

**PUBLIC DEFENDER SERVICES  
 STATISTICAL SUMMARY  
 PUBLIC DEFENDER CORPORATIONS  
 FISCAL YEAR 2022**

Total Number of Cases Closed:	31,443
Total Amount Disbursed to Corporations:	\$22,015,347.59
Average Total Cost Per Cases Closed:	\$700.17

<b>SUMMARY OF HOURS*</b>	<b>With Admin</b>	<b>Without Admin</b>
Total In-Court Hours Worked:	42,944.4	42,944.4
Total Out-of-Court Hours Worked:	127,344.7	127,344.7
Total Drug Court Hours Worked:	1,255.2	1,255.2
Total Administrative Hours Worked:	65,038.9	Not Considered
<hr/>		
Total Number of Hours Worked During FY 2022:	236,583.2	171,544.3
Average Total Cost Per Hour:	\$93.06	\$128.34
Percent of Total In-Court Hours:	18.15%	25.03%
Percent of Total Out-of-Court Hours:	53.83%	74.24%
Percent of Total Drug Court Hours:	0.53%	0.73%
Percent of Total Administrative Hours:	27.49%	Not Considered

*\* Note: The Summary of Hours illustrates the difference in considering the total administration time reported by Public Defenders. These Administrative Hours include Holiday, Sick, and Annual Leave hours paid to Corporation Attorneys. Moreover, it includes performance reviews as well as management of the facilities and personnel. It also includes time that cannot be readily allocated to a single case such as representing numerous clients on the same day in municipal court and peer reviewing files to ensure adequate legal representation by counsel.*

**PUBLIC DEFENDER SERVICES  
 STATISTICAL SUMMARY  
 PUBLIC DEFENDER CORPORATIONS  
 FISCAL YEAR 2023**

Total Number of Cases Closed:	29,839
Total Amount Disbursed to Corporations:	\$22,805,527.65
Average Total Cost Per Cases Closed:	\$764.29

<b>SUMMARY OF HOURS**</b>	<b>With Admin</b>	<b>Without Admin</b>
Total In-Court Hours Worked:	42,627.4	42,627.4
Total Out-of-Court Hours Worked:	129,774.6	129,774.6
Total Drug Court Hours Worked:	2,431.6	2,431.6
Total Administrative Hours Worked:	64,486.0	Not Considered
<hr/>		
Total Number of Hours Worked During FY 2022:	239,319.6	174,833.6
Average Total Cost Per Hour:	\$95.29	\$130.44
Percent of Total In-Court Hours:	17.81%	24.38%
Percent of Total Out-of-Court Hours:	54.23%	74.23%
Percent of Total Drug Court Hours:	1.01%	1.39%
Percent of Total Administrative Hours:	26.95%	Not Considered

*\* Note: The Summary of Hours illustrates the difference in considering the total administration time reported by Public Defenders. These Administrative Hours include Holiday, Sick, and Annual Leave hours paid to Corporation Attorneys. Moreover, it includes performance reviews as well as management of the facilities and personnel. It also includes time that cannot be readily allocated to a single case such as representing numerous clients on the same day in municipal court and peer reviewing files to ensure adequate legal representation by counsel.*

**PUBLIC DEFENDER SERVICES  
 STATISTICAL SUMMARY  
 PUBLIC DEFENDER CORPORATIONS  
 FISCAL YEAR 2024**

Total Number of Cases Closed:	30,689
Total Amount Disbursed to Corporations:	\$24,083,055.31
Average Total Cost Per Cases Closed:	\$780.16

<b>SUMMARY OF HOURS**</b>	<b>With Admin</b>	<b>Without Admin</b>
Total In-Court Hours Worked:	40,412.1	40,412.1
Total Out-of-Court Hours Worked:	124,470.3	124,470.3
Total Drug Court Hours Worked:	1,418.9	1,418.9
Total Administrative Hours Worked:	69,180.5	Not Considered
<hr/>		
Total Number of Hours Worked During FY 2022:	235,481.8	166,301.3
Average Total Cost Per Hour:	\$102.27	\$144.82
Percent of Total In-Court Hours:	17.16%	24.30%
Percent of Total Out-of-Court Hours:	52.86%	74.85%
Percent of Total Drug Court Hours:	0.60%	0.85%
Percent of Total Administrative Hours:	29.38%	Not Considered

*\* Note: The Summary of Hours illustrates the difference in considering the total administration time reported by Public Defenders. These Administrative Hours include Holiday, Sick, and Annual Leave hours paid to Corporation Attorneys. Moreover, it includes performance reviews as well as management of the facilities and personnel. It also includes time that cannot be readily allocated to a single case such as representing numerous clients on the same day in municipal court and peer reviewing files to ensure adequate legal representation by counsel.*

<b>PUBLIC DEFENDER SERVICES                      TOTAL INDIGENT DEFENSE EXPENDITURES                      FY 2022</b>			
<b>Circuit</b>	<b>APPOINTED COUNSEL</b>	<b>PUBLIC DEFENDER CORPS</b>	<b>TOTAL</b>
1	\$1,462,773.10	\$1,226,326.26	\$2,689,099.36
2	\$512,380.01	\$513,333.59	\$1,025,713.60
3	\$846,520.32		\$846,520.32
4	\$1,117,499.20	\$1,545,905.51	\$2,663,404.71
5	\$1,544,254.75	\$1,039,719.00	\$2,583,973.75
6/24	\$1,722,504.96	\$1,915,292.84	\$3,637,797.80
7	\$717,021.76	\$647,062.59	\$1,364,084.35
8	\$459,706.17	\$493,517.42	\$953,223.59
9	\$1,859,202.43	\$1,026,927.09	\$2,886,129.52
10	\$1,108,147.38	\$1,318,133.59	\$2,426,280.97
11	\$579,716.02	\$661,080.67	\$1,240,796.69
12	\$586,518.92	\$615,466.50	\$1,201,985.42
13	\$2,723,211.96	\$3,383,453.26	\$6,106,665.22
14	\$1,242,546.24		\$1,242,546.24
15	\$854,578.93	\$1,157,979.17	\$2,012,558.10
16	\$1,510,223.34		\$1,510,223.34
17	\$1,594,595.36	\$1,400,000.00	\$2,994,595.36
18	\$578,825.33	\$441,816.42	\$1,020,641.75
19	\$831,761.41		\$831,761.41
20	\$817,590.16		\$817,590.16
21	\$641,734.10		\$641,734.10
22	\$1,068,070.03		\$1,068,070.03
23	\$1,880,034.38	\$2,814,608.68	\$4,694,643.06
25	\$923,103.57	\$848,066.92	\$1,771,170.49
26	\$809,185.43		\$809,185.43
27	\$740,653.42		\$740,653.42
28	\$585,041.16	\$363,211.33	\$948,252.49
29	\$846,198.71		\$846,198.71
30	\$472,871.27	\$603,446.75	\$1,076,318.02
31	\$252,608.29		\$252,608.29
<b>Total</b>	<b>\$30,889,078.11</b>	<b>\$22,015,347.59</b>	<b>\$52,904,425.70</b>

<b>PUBLIC DEFENDER SERVICES                      TOTAL INDIGENT DEFENSE EXPENDITURES                      FY 2023</b>			
<b>Circuit</b>	<b>APPOINTED COUNSEL</b>	<b>PUBLIC DEFENDER CORPS</b>	<b>TOTAL</b>
1	\$1,735,343.49	\$1,263,729.38	\$2,999,072.87
2	\$582,305.13	\$529,602.85	\$1,111,907.98
3	\$925,810.61		\$925,810.61
4	\$1,293,407.75	\$1,597,830.30	\$2,891,238.05
5	\$1,534,761.42	\$1,159,729.31	\$2,694,490.73
6/24	\$1,517,385.93	\$1,990,904.23	\$3,508,290.16
7	\$658,496.73	\$667,152.85	\$1,325,649.58
8	\$564,324.43	\$526,366.46	\$1,090,690.89
9	2,071,844.79	\$1,058,447.00	\$3,130,291.79
10	\$1,223,712.04	\$1,416,185.30	\$2,639,897.34
11	\$731,989.05	\$678,625.54	\$1,410,614.59
12	\$704,809.16	\$634,129.15	\$1,338,938.31
13	\$2,452,340.77	\$3,501,502.99	\$5,953,843.76
14	\$1,271,128.12		\$1,271,128.12
15	\$925,834.11	\$1,146,973.69	\$2,072,807.80
16	\$1,730,422.30		\$1,730,422.30
17	\$1,595,432.23	\$1,418,027.69	\$3,013,459.92
18	\$608,555.66	\$458,251.46	\$1,066,807.12
19	\$787,152.45		\$787,152.45
20	\$832,855.20		\$832,855.20
21	\$679,078.62		\$679,078.62
22	\$939,537.18		\$939,537.18
23	\$2,035,000.20	\$2,891,884.53	\$4,926,884.73
25	\$842,226.65	\$863,965.61	\$1,706,192.26
26	\$1,057,004.50		\$1,057,004.50
27	\$760,294.94		\$760,294.94
28	\$554,306.44	\$379,078.77	\$933,385.21
29	\$937,683.54		\$937,683.54
30	\$449,838.72	\$623,140.54	\$1,072,979.26
31	\$262,873.05		\$262,873.05
<b>Total</b>	<b>\$32,265,755.21</b>	<b>\$22,805,527.65</b>	<b>\$55,071,282.86</b>

<b>PUBLIC DEFENDER SERVICES                      TOTAL INDIGENT DEFENSE EXPENDITURES                      FY 2024</b>			
<b>Circuit</b>	<b>APPOINTED COUNSEL</b>	<b>PUBLIC DEFENDER CORPS</b>	<b>TOTAL</b>
1	\$2,152,933.04	\$1,354,083.64	\$3,507,016.68
2	\$818,438.38	\$541,239.03	\$1,359,677.41
3	\$1,072,560.72		\$1,072,560.72
4	\$1,381,398.72	\$1,684,703.15	\$3,066,101.87
5	\$1,588,163.15	\$1,190,266.91	\$2,778,430.06
6/24	\$1,874,419.95	\$2,077,322.67	\$3,951,742.62
7	\$507,231.24	\$719,239.03	\$1,226,470.27
8	\$505,151.66	\$539,027.88	\$1,044,179.54
9	2,249,777.50	\$1,101,872.49	\$3,351,649.99
10	\$1,109,606.38	\$1,500,703.15	\$2,610,309.53
11	\$684,715.62	\$712,844.61	\$1,397,560.23
12	\$557,632.16	\$686,633.46	\$1,244,265.62
13	\$2,506,953.60	\$3,776,617.46	\$6,283,571.06
14	\$1,127,810.43		\$1,127,810.43
15	\$837,321.67	\$1,199,478.06	\$2,036,799.73
16	\$1,463,153.25		\$1,463,153.25
17	\$1,860,758.31	\$1,422,478.06	\$3,283,236.37
18	\$627,819.41	\$486,027.88	\$1,113,847.29
19	\$830,007.05		\$830,007.05
20	\$690,768.91		\$690,768.91
21	\$728,217.54		\$728,217.54
22	\$849,939.30		\$849,939.30
23	\$2,392,913.17	\$3,102,589.58	\$5,495,502.75
25	\$863,751.79	\$897,661.33	\$1,761,413.12
26	\$1,035,486.03		\$1,035,486.03
27	\$836,932.57		\$836,932.57
28	\$480,978.05	\$427,422.30	\$908,400.35
29	\$969,044.30		\$969,044.30
30	\$397,839.76	\$662,844.61	\$1,060,684.37
31	\$356,233.94		\$356,233.94
<b>Total</b>	<b>\$33,357,957.60</b>	<b>\$24,083,055.31</b>	<b>\$57,441,012.91</b>

## PUBLIC DEFENDER SERVICES Historical Overview

### 1. The State of West Virginia's Constitutional Obligation.

Over fifty years ago, the Supreme Court of the United States recognized that:

[R]eason and reflection require us to recognize that in our adversary system of criminal justice, any person haled into court, who is too poor to hire a lawyer, cannot be assured a fair trial unless counsel is provided for him. This seems to us to be an obvious truth. Governments, both state and federal, quite properly spend vast sums of money to establish machinery to try defendants accused of crime. Lawyers to prosecute are everywhere deemed essential to protect the public's interest in an orderly society. ... The right of one charged with crime to counsel may not be deemed fundamental and essential to fair trials in some countries, but it is in ours. From the very beginning, our state and national constitutions and laws have laid great emphasis on procedural and substantive safeguards designed to assure fair trials before impartial tribunals in which every defendant stands equal before the law. This noble idea cannot be realized if the poor man charged with crime has to face his accusers without a lawyer to assist him.

*Gideon v. Wainwright*, 372 U.S. 335, 344, 83 S.Ct. 792 (1963). With this decision, the Supreme Court of the United States, through the Fourteenth Amendment, extended the Sixth Amendment guarantee of the assistance of counsel in criminal prosecutions to the states. Essentially, states had to provide counsel for persons who were too poor to pay for legal services when these persons were confronted with criminal charges or the loss of other important rights by reason of state action.

The Supreme Court of Appeals of West Virginia reaffirmed this constitutional mandate as follows:

“There can be no equal justice where the kind of trial a man gets depends on the amount of money he has. ...” *Griffin v. Illinois*, 351 U.S. 12, 76 S.Ct. 585, 100 L.Ed. 891 (1956). ... The state must, as a matter of equal protection, provide indigents with the basic tools for an adequate defense or appeal, when those tools are available for a price to others.

*State v. England*, 363 S.E.2d 725, 727 (W. Va. 1987). Accordingly, a defense must be provided to indigent defendants and the defense must include not only the services of the attorney, but the provision of other services and material, including the transcripts of proceedings. *Id.*

## 2. The Legislative Findings.

In 1981, the following was codified at W. Va. Code §29-21-1:

The Legislature finds and declares that in certain proceedings the state is required to provide high quality legal assistance to indigent persons who would be otherwise unable to afford adequate legal counsel; that providing legal representation to those who face an economic barrier to adequate legal counsel will serve the ends of justice in accordance with rights and privileges guaranteed to all citizens by the Constitution of the United States of America and the constitution of the state of West Virginia; that the availability of quality legal assistance reaffirms the faith of our citizens in our government of laws; that the present system which utilizes appointed counsel is not operating satisfactorily in some areas of this state and the Legislature is presently unable to determine what system or systems will provide the most efficient means for providing legal representation; that there is a need to explore alternative methods of delivering legal assistance, including the use of salaried public defenders complemented by private panel attorneys; that innovative programs and pilot projects as well as a continuation of the present appointed counsel system are necessary in separate areas of the state to provide information and experience upon which to base future legislative action.

The West Virginia Public Legal Services Council was then created “for the purpose of facilitating required legal representation of indigent persons”. W. Va. Code §29-21-3 (1981; superseded in 1989).

In 1989, the agency was renamed as Public Defender Services and was charged as follows:

The agency shall have as its principal purpose the development and improvement of programs by which the state provides legal representation to indigent persons.

W. Va. Code §29-21-4. This remains the agency’s charge.

## **PUBLIC DEFENDER SERVICES**

### **Organizational Structure**

Public Defender Services is within the Department of Administration for the State of West Virginia. The chief administrative officer is the Executive Director, who is appointed by the governor.

For administrative purposes, the agency is divided into three Divisions: the Administrative Division, the Policy Division, and the Office of Legal Representation. Within the three divisions are statutory mandated responsibilities.

By statute, an Accounting and Auditing Division is charged with the following responsibilities:

The agency shall establish and the executive director or his or her designee shall operate an accounting and auditing division to require and monitor the compliance with this article by public defender corporations and other persons or entities receiving funding or compensation from the agency. The accounting and auditing division shall review all plans and proposals for grants and contracts and shall make a recommendation of approval or disapproval to the executive director. The accounting and auditing division shall prepare, or cause to be prepared, reports concerning the evaluation, inspection or monitoring of public defender corporations and other grantees, contractors, persons or entities receiving financial assistance under this article and shall further carry out the agency's responsibilities for records and reports as set forth in section eighteen of this article. The accounting and auditing division shall require each public defender corporation to submit financial statements monthly and to report monthly on the billable and nonbillable time of its professional employees, including time used in administration of the respective offices, so as to compare the time to similar time expended in nonpublic law offices for similar activities. The accounting and auditing division shall provide to the executive director assistance in the fiscal administration of all of the agency's divisions. This assistance shall include, but not be limited to, budget preparation and statistical analysis.

W. Va. Code §29-21-6(d). The agency's organizational chart will not reflect this division. The agency does not have a budget enabling it to retain an independent staff of accounts and auditors. Instead, the functions of the division are performed by the OVS Auditor, and the Public Defender Corporation Resource Center within the Policy Division. Overall compliance with financial policies and budgetary constraints is ensured by the Chief Financial Officer.

By statute, the Criminal Law Research Center has the following charge:

- (1) Undertake research, studies and analyses and act as a central repository, clearinghouse and disseminator of research materials;
- (2) Prepare and distribute a criminal law manual and other materials and establish and implement standard and specialized training programs for attorneys practicing criminal law;
- (3) Provide and coordinate continuing legal education programs and services for attorneys practicing criminal law; and
- (4) Prepare, supplement and disseminate indices and digests of decisions of the West Virginia supreme court of appeals and other courts, statutes and other legal authorities relating to criminal law.

W. Va. Code §29-21-7. The agency has a Criminal Law Research Center that is operated by a coordinator and is within the Policy Division. But, again, the agency does not have the budget for an independent staff of attorneys who could perform the legal work that is then managed by the Coordinator. Instead, the agency requires every attorney employed by the agency to contribute to the Criminal Law Research Center in addition to their other duties and responsibilities.

By statute, the Appellate Advocacy Division is established as follows:

The agency shall establish and the executive director or his or her designee shall operate an appellate advocacy division for the purpose of prosecuting litigation on behalf of eligible clients in the Supreme Court of Appeals. The executive director or his or her designee shall be the director of the appellate advocacy division. The appellate advocacy division shall represent eligible clients upon appointment by the circuit courts or by the Supreme Court of Appeals. The division may, however, refuse the appointments due to a conflict of interest or if the executive director has determined the existing caseload cannot be increased without jeopardizing the appellate division's ability to provide effective representation. In order to effectively and efficiently use the resources of the appellate division, the executive director may restrict the provision of appellate representation to certain types of cases. The executive director may select and employ staff attorneys to perform the duties prescribed by this subsection. The appellate division shall maintain records of representation of eligible clients for record purposes only.

W. Va. Code §29-21-6(e). This division is included within the Office of Legal Representation.

Beginning in 2019, the statute established another legal division as follows:

The agency shall establish and the executive director or his or her designee shall operate a division within the agency for the purpose of prosecuting writs of habeas corpus on behalf of eligible clients in the circuit courts of the state and before the Supreme Court of

Appeals. The executive director or his or her designee shall be the director of the division. The division shall represent eligible clients upon appointment by a circuit court or the Supreme Court of Appeals. A court may appoint the division to represent an eligible person unless the appointment would create a conflict of interest or the executive director has notified the court in writing that the division's existing caseload cannot be increased for a specified period of time without jeopardizing its ability to provide effective representation. In appointing the division, a court should determine whether the appointment of the division is the most effective use of the office considering the grounds and legal issues raised by the petitioner. The executive director may select and employ staff attorneys, paraprofessionals, and investigators to perform the duties prescribed by this subsection. The division shall maintain records of representation of eligible clients for record-keeping purposes only.

This "Habeas Corpus Division" is included within the Office of Legal Representation.

Additionally, the agency operates the Appointed Counsel Services Division which contains the voucher processing staff that processes for payment the vouchers which are submitted by private attorneys who accept appointments in eligible proceedings, which are defined as follows:

Criminal charges which may result in incarceration; juvenile proceedings; proceedings to revoke parole or probation if the revocation may result in incarceration; contempt of court; child abuse and neglect proceedings which may result in a termination of parental rights; mental hygiene commitment proceedings; extradition proceedings; proceedings which are ancillary to an eligible proceeding, including, but not limited to, proceedings to enhance sentences brought pursuant to sections eighteen and nineteen, article eleven, chapter sixty-one of this code, forfeiture proceedings brought pursuant to article seven, chapter sixty-a of this code, and proceedings brought to obtain extraordinary remedies; and appeals from or post-conviction challenges to the final judgment in an eligible proceeding. Legal representation provided pursuant to the provisions of this article is limited to the court system of the state of West Virginia, but does not include representation in municipal courts unless the accused is at risk of incarceration ....

W. Va. Code §29-21-2(2). A "help desk" is also part of the division and is designed to assist attorneys with the preparation of vouchers.

The agency also operates the Public Defender Corporation Resource Center within the

Policy Division, which is dedicated to providing services to the administrators of, and attorneys within, the eighteen public defender corporations operating throughout the state. The Center is a recognition that not every public defender corporation can support or fund certain positions critical to the representation of a client. Also, the Center is a recognition that the corporations, while separate entities, must maintain uniform systems centralized within the agency to maximize the funding made available through legislative appropriation. Accordingly, the Center houses two administrative assistants who perform tasks as assigned by the Chief Process Officer.

In addition to the agency's divisions, the statutory framework for the agency includes two additional entities.

### **Indigent Defense Commission.**

The first is the Indigent Defense Commission. Specifically,

- (a) There is hereby established the Indigent Defense Commission to provide assistance to Public Defender Services with regard to the general policies and procedures of the agency, including, but not limited to, the opening, closing or merging of public defender offices throughout the state and the establishment of performance measures for the qualitative review of indigent defense.
- (b) In order to demonstrate a collaborative approach to solving criminal justice problems, the commission shall consist of the Executive Director of Public Defender Services, who shall serve as chair, and the following members appointed by the Governor:
  - (1) One former or retired circuit judge;
  - (2) Three lawyers, at least one of which is from each congressional district, who have significant experience in the defense of criminal cases or have demonstrated a strong commitment to quality representation of indigent defendants;
  - (3) One current chief public defender; [...],
  - (4) One nonlawyer with a demonstrated commitment to providing legal services to the indigent;
  - (5) One person who is a member of an organization that advocates on behalf of people with mental illness and developmental disabilities; and

- (6) One attorney with significant experience in the defense of juvenile delinquency and abuse and neglect cases.
- (c) The commission shall meet at the times and places specified by the call of the chair: Provided, That the commission shall meet no less than four times each year. Members shall serve without compensation but may receive reimbursement of actual and necessary expenses for each day or portion thereof engaged in this discharge of official duties in a manner consistent with the guidelines of the Travel Management Office of the Department of Administration.
- ...
- (f) The commission has the following powers and duties:
- (1) To develop standards regarding the qualifications and training for public defenders, assistant public defenders and staff;
  - (2) To explore opportunities related to the training of appointed panel attorneys;
  - (3) To evaluate, on an annual basis, the compensation and caseloads of public defenders and appointed panel attorneys;
  - (4) To develop standards for providing and compensating expert witnesses, investigators and other persons who provide services related to legal representation under this article;
  - (5) To study, monitor and evaluate existing standards for determining eligibility for legal representation under section sixteen of this article;
  - (6) To study the feasibility and need of creating additional public defender corporations, the activation of public defender corporations and the formation of multicircuit or regional public defender corporations in accordance with the provisions of section eight of this article;
  - (7) To study the potential for the dissolution of public defender corporations;
  - (8) To study, monitor, evaluate and make recommendations regarding the training, experience and background necessary for a public defender or panel attorney to

competently represent indigent defendants in capital cases; and

- (9) To monitor and make recommendations regarding the following activities of the board of directors of each public defender corporation receiving funding pursuant to this article:
- (A) The appointment of the public defender and any assistant public defenders pursuant to subdivision (1), subsection (c), section fifteen of this article;
  - (B) The fixing of professional and clerical salaries pursuant to subdivision (2), subsection (c), section fifteen of this article; and
  - (C) The removal of any public defender, assistant public defender or other employee for misfeasance, malfeasance or nonfeasance pursuant to subdivision (3), subsection (c), section fifteen of this article.

W. Va. Code §29-21-3b.

### **Public Defender Corporations.**

The second entity involved in indigent defense is the public defender corporation, which, if active within a judicial circuit, is “to provide legal representation ... in accordance with the provisions” of the governing statute. W. Va. Code §29-21-8(a)(2).

For each public defender corporation, a board of directors is appointed. The chairperson of the board is appointed by the governor. One to two members for each county in the judicial circuit are appointed by the county commission. One to two additional members are appointed by each county bar association within the judicial circuit. The board selects a “chief” public defender who is then responsible for the delivery of legal services by the corporation. Unless inconsistent with the governing statute, the provisions of the state’s nonprofit corporate laws govern the public defender corporations.

**WEST VIRGINIA PUBLIC DEFENDER SERVICES**  
**SUMMARY OF APPROPRIATIONS, EXPENDITURES, AND FUND BALANCES BY ACTIVITY FOR THE FUND 0226-2022-0221**  
**FOR THE PERIOD JULY 1, 2021 - JUNE 30, 2022 (as of July 31, 2022)**

	00100	00201	09700	09900	13000	35200	35299	43500	78800	91300	TOTAL
<b>TOTAL APPROPRIATIONS</b>											
2022 APPROPRIATIONS	\$ 1,780,483.00	\$ 119,000.00	\$ -	\$ 333,300.00	\$ 12,740.00	\$ 21,007,667.00	\$ -	\$ -	\$ 12,871,881.00	\$ 10,575.00	\$ 36,135,646.00
SUPP APPROP	\$ 1,780,483.00	\$ 119,000.00	\$ 200,000.00	\$ 333,300.00	\$ 12,740.00	\$ 21,007,667.00	\$ 1,810,000.00	\$ 17,990,000.00	\$ 12,871,881.00	\$ 10,575.00	\$ 20,000,000.00
<b>TOTAL FUND APPROPRIATIONS</b>	\$ 1,780,483.00	\$ 119,000.00	\$ 200,000.00	\$ 333,300.00	\$ 12,740.00	\$ 21,007,667.00	\$ 1,810,000.00	\$ 17,990,000.00	\$ 12,871,881.00	\$ 10,575.00	\$ 56,135,646.00
<b>RE APPROPRIATIONS</b>									\$ 12,014,512.94		\$ 12,014,512.94
<b>EXPENDITURES</b>											
<b>PERSONAL SERVICES &amp; BENEFITS</b>											
1200 Personal Services	\$ 1,264,154.41	\$ 90,499.99	\$ -	\$ -	\$ -	\$ 80,184.70	\$ -	\$ -	\$ -	\$ -	\$ 1,434,839.10
1201 Temporary	\$ 9,262.50	\$ -	\$ -	\$ -	\$ -	\$ -	\$ -	\$ -	\$ -	\$ -	\$ 9,262.50
1203 Overtime	\$ 2,366.26	\$ -	\$ -	\$ -	\$ -	\$ -	\$ -	\$ -	\$ -	\$ -	\$ 2,366.26
1206 Annual Increment	\$ 15,990.82	\$ -	\$ -	\$ -	\$ -	\$ 540.00	\$ -	\$ -	\$ -	\$ -	\$ 16,530.82
2200 PEIA Fees	\$ 1,050.00	\$ -	\$ -	\$ -	\$ -	\$ -	\$ -	\$ -	\$ -	\$ -	\$ 1,050.00
2201 Personnel Fees	\$ 6,221.50	\$ -	\$ -	\$ -	\$ -	\$ -	\$ -	\$ -	\$ -	\$ -	\$ 6,221.50
2202 FICA	\$ 94,912.77	\$ 6,832.78	\$ -	\$ -	\$ -	\$ 5,954.69	\$ -	\$ -	\$ -	\$ -	\$ 107,700.24
2203 Public Empl Insurance	\$ 144,982.10	\$ 7,431.76	\$ -	\$ -	\$ -	\$ 9,351.00	\$ -	\$ -	\$ -	\$ -	\$ 161,764.86
2205 Workers Comp	\$ 5,569.87	\$ -	\$ -	\$ -	\$ -	\$ 501.73	\$ -	\$ -	\$ -	\$ -	\$ 5,871.60
2206 Unemployment Compensation	\$ -	\$ -	\$ -	\$ -	\$ -	\$ -	\$ -	\$ -	\$ -	\$ -	\$ -
2207 Pension & Retirement	\$ 125,592.97	\$ 9,017.23	\$ -	\$ -	\$ -	\$ 8,043.62	\$ -	\$ -	\$ -	\$ -	\$ 142,653.82
2208 PEIA-OPEB Contribution	\$ 22,480.80	\$ 1,122.00	\$ -	\$ -	\$ -	\$ 2,056.00	\$ -	\$ -	\$ -	\$ -	\$ 25,658.80
<b>TOTAL PERSONAL SERV &amp; BENEFITS</b>	\$ 1,692,384.00	\$ 114,903.76	\$ -	\$ -	\$ -	\$ 106,631.74	\$ -	\$ -	\$ -	\$ -	\$ 1,913,919.50
<b>UNCLASSIFIED EXPENSES</b>											
3200 Office Expense	\$ -	\$ -	\$ -	\$ 12,951.81	\$ -	\$ 570.52	\$ -	\$ -	\$ -	\$ -	\$ 13,522.33
3201 Printing & Binding	\$ -	\$ -	\$ -	\$ -	\$ -	\$ -	\$ -	\$ -	\$ -	\$ -	\$ -
3202 Rental Expense	\$ -	\$ -	\$ -	\$ 78,157.44	\$ 12,739.56	\$ 54,925.20	\$ -	\$ -	\$ -	\$ -	\$ 145,822.20
3204 Telecommunications	\$ -	\$ -	\$ -	\$ 7,016.90	\$ -	\$ 1,028.98	\$ -	\$ -	\$ -	\$ -	\$ 8,045.88
3205 Internet Service	\$ -	\$ -	\$ -	\$ -	\$ -	\$ 2,345.28	\$ -	\$ -	\$ -	\$ -	\$ 2,345.28
3206 Contractual & Professional	\$ -	\$ -	\$ -	\$ 24,162.68	\$ -	\$ 20,572,613.93	\$ 1,810,000.00	\$ 83,240.82	\$ 36,018.64	\$ -	\$ 22,526,036.07
3207 Professional Services	\$ -	\$ -	\$ -	\$ 17,610.00	\$ -	\$ 71,300.00	\$ -	\$ -	\$ -	\$ -	\$ 88,910.00
3208 Consultants and Consulting Fees	\$ -	\$ -	\$ -	\$ -	\$ -	\$ -	\$ -	\$ -	\$ -	\$ -	\$ -
3211 Travel Employee	\$ -	\$ -	\$ -	\$ 2,646.90	\$ -	\$ 192.50	\$ -	\$ -	\$ -	\$ -	\$ 2,839.40
3213 Computer Services Internal	\$ -	\$ -	\$ -	\$ 50,632.11	\$ -	\$ 55,394.91	\$ -	\$ -	\$ -	\$ -	\$ 106,027.02
3214 Computer Services External	\$ -	\$ -	\$ -	\$ 7,027.03	\$ -	\$ 72,288.57	\$ -	\$ -	\$ -	\$ -	\$ 79,315.60
3216 Vehicle Rental	\$ -	\$ -	\$ -	\$ 985.42	\$ -	\$ -	\$ -	\$ -	\$ -	\$ -	\$ 985.42
3217 Rental(Machine & Misc)	\$ -	\$ -	\$ -	\$ 168.74	\$ -	\$ -	\$ -	\$ -	\$ -	\$ -	\$ 168.74
3218 Assoc Dues & Prof Memberships	\$ -	\$ -	\$ -	\$ 5,190.00	\$ -	\$ 11,229.00	\$ -	\$ -	\$ -	\$ -	\$ 16,419.00
3219 Fire, Auto, Bond & Other Insurance	\$ -	\$ -	\$ -	\$ 9,305.00	\$ -	\$ -	\$ -	\$ -	\$ -	\$ 10,575.00	\$ 19,880.00
3220 Food Products	\$ -	\$ -	\$ -	\$ 749.48	\$ -	\$ -	\$ -	\$ -	\$ -	\$ -	\$ 749.48
3222 Supplies Household	\$ -	\$ -	\$ -	\$ -	\$ -	\$ -	\$ -	\$ -	\$ -	\$ -	\$ -
3224 Advertising & Promotion	\$ -	\$ -	\$ -	\$ 130.00	\$ -	\$ 250.00	\$ -	\$ -	\$ -	\$ -	\$ 380.00
3227 Supplies - Educational	\$ -	\$ -	\$ -	\$ -	\$ -	\$ -	\$ -	\$ -	\$ -	\$ -	\$ -
3229 Routine Misc Contracts/Warranties	\$ -	\$ -	\$ -	\$ 1,677.76	\$ -	\$ -	\$ -	\$ -	\$ -	\$ -	\$ 1,677.76
3232 Cellular Charges	\$ -	\$ -	\$ -	\$ -	\$ -	\$ -	\$ -	\$ -	\$ -	\$ -	\$ -
3233 Hospitality	\$ -	\$ -	\$ -	\$ -	\$ -	\$ -	\$ -	\$ -	\$ -	\$ -	\$ -
3235 Energy Expense - Vehicle/Aircraft	\$ -	\$ -	\$ -	\$ -	\$ -	\$ -	\$ -	\$ -	\$ -	\$ -	\$ -
3241 Miscellaneous	\$ -	\$ -	\$ -	\$ 1,079.85	\$ -	\$ -	\$ -	\$ -	\$ -	\$ -	\$ 1,079.85

3242 Training & Development-In	\$	-	\$	-	\$	389.00	\$	-	\$	-	\$	-	\$	-	\$	689.00
3243 Training & Development-Out	\$	-	\$	-	\$	-	\$	-	\$	-	\$	-	\$	-	\$	400.00
3244 Postal	\$	-	\$	-	\$	15.95	\$	-	\$	-	\$	-	\$	-	\$	20,407.17
3245 Freight	\$	-	\$	-	\$	384.11	\$	-	\$	-	\$	-	\$	-	\$	384.11
3246 Supplies-Computer	\$	-	\$	-	\$	496.11	\$	-	\$	-	\$	-	\$	-	\$	496.11
3247 Software Licenses	\$	-	\$	-	\$	3,923.15	\$	-	\$	-	\$	-	\$	-	\$	4,102.15
3248 Computer Equipment	\$	-	\$	-	\$	-	\$	-	\$	-	\$	-	\$	-	\$	-
3249 Office Equipment/Current Exp	\$	-	\$	-	\$	72.08	\$	-	\$	-	\$	-	\$	-	\$	72.08
3250 Attorney Legal Service Payments	\$	-	\$	-	\$	-	\$	-	\$	-	\$	-	\$	16,775,887.50	\$	20,427,911.00
3251 Attorney Reimbursable Expense	\$	-	\$	-	\$	-	\$	-	\$	-	\$	-	\$	1,079,278.33	\$	1,232,257.23
3252 Miscellaneous Equipment Purchases	\$	-	\$	-	\$	938.08	\$	-	\$	-	\$	-	\$	-	\$	1,178.08
3254 Payment of Taxes	\$	-	\$	-	\$	-	\$	-	\$	-	\$	-	\$	-	\$	-
3263 Bank Cost	\$	-	\$	-	\$	-	\$	-	\$	-	\$	-	\$	-	\$	-
3267 Other Interest & Penalties	\$	-	\$	-	\$	-	\$	-	\$	-	\$	-	\$	-	\$	-
3272 PEIA Reserve Transfer	\$	-	\$	-	\$	14,685.00	\$	-	\$	-	\$	-	\$	1,968.93	\$	2,234.49
3293 Medical Service Payments	\$	-	\$	-	\$	-	\$	-	\$	-	\$	-	\$	45,793.96	\$	77,465.86
3324 State Treasurer's Office Fees	\$	-	\$	-	\$	30.00	\$	-	\$	-	\$	-	\$	-	\$	30.00
5208 Communication Equipment	\$	-	\$	-	\$	4,673.74	\$	-	\$	-	\$	-	\$	-	\$	15,116.76
6100 Books & Periodicals	\$	-	\$	-	\$	-	\$	-	\$	-	\$	-	\$	-	\$	-
6106 Routine Maint of Grounds	\$	-	\$	-	\$	-	\$	-	\$	-	\$	-	\$	-	\$	-
7401 Building Improvement	\$	-	\$	-	\$	-	\$	-	\$	-	\$	-	\$	-	\$	-
7403 Leasehold Improvements	\$	-	\$	-	\$	-	\$	-	\$	-	\$	-	\$	-	\$	-
8203 Computer Software	\$	-	\$	-	\$	-	\$	-	\$	-	\$	-	\$	-	\$	-
TOTAL UNCLASSIFIED EXPENSES	\$	-	\$	-	\$	20,857,646.12	\$	12,739.56	\$	17,986,169.54	\$	1,810,000.00	\$	3,872,958.50	\$	44,811,633.07
TOTAL FUND EXPENDITURES	\$	1,692,384.00	\$	114,903.76	\$	20,964,277.86	\$	12,739.56	\$	17,986,169.54	\$	1,810,000.00	\$	3,872,958.50	\$	46,725,552.57
2022 ENDING FUND BALANCE	\$	88,099.00	\$	4,096.24	\$	71,755.65	\$	0.44	\$	3,830.46	\$	-	\$	8,998,922.50	\$	9,321,994.43

**WEST VIRGINIA PUBLIC DEFENDER SERVICES**  
**SUMMARY OF APPROPRIATIONS, EXPENDITURES, AND FUND BALANCES BY ACTIVITY FOR THE FUND 0226-2022-0221**  
**FOR THE PERIOD JULY 1, 2022 - JUNE 30, 2023 (as of July 31, 2023)**

	00100	00201	09900	13000	35200	35299	43500	78800	91300	TOTAL
<b>TOTAL APPROPRIATIONS</b>										
2023 APPROPRIATIONS	\$ 1,859,148.00	\$ 119,000.00	\$ 333,300.00	\$ 12,740.00	\$ 22,118,425.00	\$ -	\$ -	\$ 12,727,920.00	\$ 10,575.00	\$ 37,181,108.00
SUPP APPROP						\$ 1,400,000.00	\$ 18,600,000.00			\$ 20,000,000.00
<b>TOTAL FUND APPROPRIATIONS</b>	<b>\$ 1,859,148.00</b>	<b>\$ 119,000.00</b>	<b>\$ 333,300.00</b>	<b>\$ 12,740.00</b>	<b>\$ 22,118,425.00</b>	<b>\$ 1,400,000.00</b>	<b>\$ 18,600,000.00</b>	<b>\$ 12,727,920.00</b>	<b>\$ 10,575.00</b>	<b>\$ 57,181,108.00</b>
<b>REAPPROPRIATIONS</b>								<b>\$ 9,036,934.24</b>		<b>\$ 9,036,934.24</b>

**EXPENDITURES**

**PERSONAL SERVICES & BENEFITS**

1200 Personal Services	\$ 1,195,306.74	\$ 88,357.67	\$ -	\$ -	\$ 50,427.06	\$ -	\$ -	\$ -	\$ -	\$ 1,334,091.47
1201 Temporary	\$ 10,810.00	\$ -	\$ -	\$ -	\$ -	\$ -	\$ -	\$ -	\$ -	\$ 10,810.00
1203 Overtime	\$ 0.28	\$ -	\$ -	\$ -	\$ 192.40	\$ -	\$ -	\$ -	\$ -	\$ 192.68
1206 Annual Increment	\$ 13,900.68	\$ -	\$ -	\$ -	\$ 300.00	\$ -	\$ -	\$ -	\$ -	\$ 14,200.68
2200 PEIA Fees	\$ 1,029.75	\$ -	\$ -	\$ -	\$ 152.26	\$ -	\$ -	\$ -	\$ -	\$ 1,182.01
2201 Personnel Fees	\$ 6,267.92	\$ -	\$ -	\$ -	\$ -	\$ -	\$ -	\$ -	\$ -	\$ 6,267.92
2202 FICA	\$ 90,559.22	\$ 6,677.12	\$ -	\$ -	\$ 3,867.62	\$ -	\$ -	\$ -	\$ -	\$ 101,103.96
2203 Public Empl Insurance	\$ 135,807.81	\$ 7,303.34	\$ -	\$ -	\$ 3,580.00	\$ -	\$ -	\$ -	\$ -	\$ 146,691.15
2205 Workers Comp	\$ 2,863.62	\$ 92.84	\$ -	\$ -	\$ 283.28	\$ -	\$ -	\$ -	\$ -	\$ 3,239.74
2206 Unemployment Compensation	\$ 6,364.84	\$ -	\$ -	\$ -	\$ -	\$ -	\$ -	\$ -	\$ -	\$ 6,364.84
2207 Pension & Retirement	\$ 109,157.60	\$ 7,952.17	\$ -	\$ -	\$ 4,594.35	\$ -	\$ -	\$ -	\$ -	\$ 121,704.12
2208 PEIA-OPEB Contribution	\$ 14,805.00	\$ 770.00	\$ -	\$ -	\$ 735.00	\$ -	\$ -	\$ -	\$ -	\$ 16,310.00
<b>TOTAL PERSONAL SERV &amp; BENEFITS</b>	<b>\$ 1,586,873.46</b>	<b>\$ 111,153.14</b>	<b>\$ -</b>	<b>\$ -</b>	<b>\$ 64,131.97</b>	<b>\$ -</b>	<b>\$ -</b>	<b>\$ -</b>	<b>\$ -</b>	<b>\$ 1,762,158.57</b>

**UNCLASSIFIED EXPENSES**

3200 Office Expense	\$ -	\$ -	\$ 14,750.81	\$ -	\$ 698.11	\$ -	\$ -	\$ -	\$ -	\$ 15,448.92
3201 Printing & Binding	\$ -	\$ -	\$ 1,304.90	\$ -	\$ -	\$ -	\$ -	\$ -	\$ -	\$ 1,304.90
3202 Rental Expense	\$ -	\$ -	\$ 65,191.20	\$ 10,616.30	\$ 45,771.00	\$ -	\$ -	\$ -	\$ -	\$ 121,578.50
3204 Telecommunications	\$ -	\$ -	\$ 8,520.68	\$ -	\$ 1,409.79	\$ -	\$ -	\$ -	\$ -	\$ 9,930.47
3205 Internet Service	\$ -	\$ -	\$ 195.44	\$ -	\$ 2,330.85	\$ -	\$ -	\$ -	\$ -	\$ 2,526.29
3206 Contractual & Professional	\$ -	\$ -	\$ 15,806.74	\$ -	\$ 21,667,403.31	\$ 1,400,000.00	\$ 151,548.82	\$ 87,548.53	\$ -	\$ 23,322,307.40
3207 Professional Services	\$ -	\$ -	\$ 20,083.92	\$ -	\$ 73,100.00	\$ -	\$ -	\$ -	\$ -	\$ 93,183.92
3208 Consultants and Consulting Fees	\$ -	\$ -	\$ -	\$ -	\$ -	\$ -	\$ -	\$ -	\$ -	\$ -
3211 Travel Employee	\$ -	\$ -	\$ 2,190.92	\$ -	\$ 67.50	\$ -	\$ -	\$ -	\$ -	\$ 2,258.42
3212 Travel Non Employee	\$ -	\$ -	\$ 214.84	\$ -	\$ -	\$ -	\$ -	\$ -	\$ -	\$ 214.84
3213 Computer Services Internal	\$ -	\$ -	\$ 57,819.44	\$ -	\$ 57,300.52	\$ -	\$ -	\$ -	\$ -	\$ 115,119.96
3214 Computer Services External	\$ -	\$ -	\$ 17,773.38	\$ -	\$ 74,607.48	\$ -	\$ -	\$ 24,064.00	\$ -	\$ 116,444.86
3216 Vehicle Rental	\$ -	\$ -	\$ 302.27	\$ -	\$ -	\$ -	\$ -	\$ -	\$ -	\$ 302.27
3217 Rental(Machine & Misc)	\$ -	\$ -	\$ 2,812.60	\$ -	\$ -	\$ -	\$ -	\$ -	\$ -	\$ 2,812.60
3218 Assoc Dues & Prof Memberships	\$ -	\$ -	\$ 4,615.00	\$ -	\$ 289.00	\$ -	\$ -	\$ -	\$ -	\$ 4,904.00
3219 Fire, Auto, Bond & Other Insurance	\$ -	\$ -	\$ 10,976.00	\$ -	\$ -	\$ -	\$ -	\$ -	\$ 10,572.00	\$ 21,548.00
3220 Food Products	\$ -	\$ -	\$ 1,065.39	\$ -	\$ -	\$ -	\$ -	\$ -	\$ -	\$ 1,065.39
3222 Supplies Household	\$ -	\$ -	\$ -	\$ -	\$ -	\$ -	\$ -	\$ -	\$ -	\$ -
3224 Advertising & Promotion	\$ -	\$ -	\$ -	\$ -	\$ 849.88	\$ -	\$ -	\$ -	\$ -	\$ 849.88
3227 Supplies - Educational	\$ -	\$ -	\$ -	\$ -	\$ -	\$ -	\$ -	\$ -	\$ -	\$ -



**WEST VIRGINIA PUBLIC DEFENDER SERVICES**  
**SUMMARY OF APPROPRIATIONS, EXPENDITURES, AND FUND BALANCES BY ACTIVITY FOR THE FUND 0226-2022-0221**  
**FOR THE PERIOD JULY 1, 2023 - JUNE 30, 2024 (as of July 31, 2024)**

	00100	00201	09900	13000	35200	35299	43500	78800	91300	TOTAL
<b>TOTAL APPROPRIATIONS</b>										
2024 APPROPRIATIONS	\$ 1,921,914.00	\$ 119,000.00	\$ 333,300.00	\$ 12,740.00	\$ 22,979,199.00	\$ -	\$ -	\$ 12,726,113.00	\$ 10,575.00	\$ 38,102,841.00
SUPP APPROP						\$ 2,600,000.00	\$ 20,000,000.00			\$ 22,600,000.00
<b>TOTAL FUND APPROPRIATIONS</b>	\$ 1,921,914.00	\$ 119,000.00	\$ 333,300.00	\$ 12,740.00	\$ 22,979,199.00	\$ 2,600,000.00	\$ 20,000,000.00	\$ 12,726,113.00	\$ 10,575.00	\$ 60,702,841.00
<b>REAPPROPRIATIONS</b>						\$ -	\$ -	\$ 8,066,714.52		\$ 8,066,714.52
<b>EXPENDITURES</b>										
<b>PERSONAL SERVICES &amp; BENEFITS</b>										
1200 Personal Services	\$ 1,290,216.65	\$ 83,942.25	\$ -	\$ -	\$ 61,923.04	\$ -	\$ -	\$ -	\$ -	\$ 1,436,081.94
1201 Temporary	\$ 23,726.25	\$ -	\$ -	\$ -	\$ -	\$ -	\$ -	\$ -	\$ -	\$ 23,726.25
1203 Overtime	\$ -	\$ -	\$ -	\$ -	\$ -	\$ -	\$ -	\$ -	\$ -	\$ -
1206 Annual Increment	\$ 15,163.96	\$ -	\$ -	\$ -	\$ -	\$ -	\$ -	\$ -	\$ -	\$ 15,163.96
2200 PEIA Fees	\$ 2,500.00	\$ 100.00	\$ -	\$ -	\$ -	\$ -	\$ -	\$ -	\$ -	\$ 2,600.00
2201 Personnel Fees	\$ 6,234.58	\$ -	\$ -	\$ -	\$ -	\$ -	\$ -	\$ -	\$ -	\$ 6,234.58
2202 FICA	\$ 97,466.72	\$ 6,327.12	\$ -	\$ -	\$ 4,665.60	\$ -	\$ -	\$ -	\$ -	\$ 108,459.44
2203 Public Empl Insurance	\$ 167,302.96	\$ 9,670.27	\$ -	\$ -	\$ 12,215.52	\$ -	\$ -	\$ -	\$ -	\$ 189,188.75
2205 Workers Comp	\$ 3,342.64	\$ 214.86	\$ -	\$ -	\$ 126.69	\$ -	\$ -	\$ -	\$ -	\$ 3,684.19
2206 Unemployment Compensation	\$ -	\$ -	\$ -	\$ -	\$ -	\$ -	\$ -	\$ -	\$ -	\$ -
2207 Pension & Retirement	\$ 116,961.07	\$ 7,554.75	\$ -	\$ -	\$ 5,573.04	\$ -	\$ -	\$ -	\$ -	\$ 130,088.86
2208 PEIA-OPEB Contribution	\$ 340.00	\$ 17.00	\$ -	\$ -	\$ -	\$ -	\$ -	\$ -	\$ -	\$ 357.00
<b>TOTAL PERSONAL SERV &amp; BENEFITS</b>	\$ 1,723,254.83	\$ 107,826.25	\$ -	\$ -	\$ 84,503.89	\$ -	\$ -	\$ -	\$ -	\$ 1,915,584.97
<b>UNCLASSIFIED EXPENSES</b>										
3200 Office Expense	\$ -	\$ -	\$ 5,374.92	\$ -	\$ 4,664.77	\$ -	\$ -	\$ -	\$ -	\$ 10,039.69
3201 Printing & Binding	\$ -	\$ -	\$ -	\$ -	\$ -	\$ -	\$ -	\$ -	\$ -	\$ -
3202 Rental Expense	\$ -	\$ -	\$ 78,593.24	\$ 12,739.56	\$ 54,970.26	\$ -	\$ -	\$ -	\$ -	\$ 146,303.06
3204 Telecommunications	\$ -	\$ -	\$ 24,659.96	\$ -	\$ 1,339.80	\$ -	\$ -	\$ -	\$ -	\$ 25,999.76
3205 Internet Service	\$ -	\$ -	\$ -	\$ -	\$ 668.26	\$ -	\$ -	\$ -	\$ -	\$ 668.26
3206 Contractual & Professional	\$ -	\$ -	\$ 8,501.57	\$ -	\$ 22,107,978.61	\$ 2,600,000.00	\$ 599,630.50	\$ 181,064.40	\$ -	\$ 25,497,175.08
3207 Professional Services	\$ -	\$ -	\$ 19,723.55	\$ -	\$ 85,479.00	\$ -	\$ -	\$ -	\$ -	\$ 105,202.55
3208 Consultants and Consulting Fees	\$ -	\$ -	\$ -	\$ -	\$ -	\$ -	\$ -	\$ -	\$ -	\$ -
3211 Travel Employee	\$ -	\$ -	\$ 2,854.29	\$ -	\$ 953.64	\$ -	\$ -	\$ -	\$ -	\$ 3,807.93
3212 Travel Non Employee	\$ -	\$ -	\$ -	\$ -	\$ -	\$ -	\$ -	\$ -	\$ -	\$ -
3213 Computer Services Internal	\$ -	\$ -	\$ 97,382.24	\$ -	\$ 70,776.16	\$ -	\$ -	\$ -	\$ -	\$ 168,158.40
3214 Computer Services External	\$ -	\$ -	\$ (1,378.06)	\$ -	\$ 77,854.72	\$ -	\$ -	\$ 36,096.00	\$ -	\$ 112,572.66
3216 Vehicle Rental	\$ -	\$ -	\$ 1,515.80	\$ -	\$ -	\$ -	\$ -	\$ -	\$ -	\$ 1,515.80
3217 Rental(Machine & Misc)	\$ -	\$ -	\$ 6,162.78	\$ -	\$ -	\$ -	\$ -	\$ -	\$ -	\$ 6,162.78
3218 Assoc Dues & Prof Memberships	\$ -	\$ -	\$ 1,925.00	\$ -	\$ -	\$ -	\$ -	\$ -	\$ -	\$ 1,925.00
3219 Fire, Auto, Bond & Other Insurance	\$ -	\$ -	\$ 7,869.00	\$ -	\$ -	\$ -	\$ -	\$ -	\$ 10,575.00	\$ 18,444.00
3220 Food Products	\$ -	\$ -	\$ 628.15	\$ -	\$ -	\$ -	\$ -	\$ -	\$ -	\$ 628.15
3222 Supplies Household	\$ -	\$ -	\$ -	\$ -	\$ -	\$ -	\$ -	\$ -	\$ -	\$ -
3224 Advertising & Promotion	\$ -	\$ -	\$ -	\$ -	\$ 2,272.00	\$ -	\$ -	\$ -	\$ -	\$ 2,272.00
3227 Supplies - Educational	\$ -	\$ -	\$ -	\$ -	\$ 696.60	\$ -	\$ -	\$ -	\$ -	\$ 696.60



*Public Defender Services*  
*Statement of Revenues, Expenditures,*  
*and Changes in Fund Balance*  
**For the Period July 1, 2021 to June 30, 2022**

2420-2022-0221			
<b>Fund Balance Beginning of Period July 1, 2021</b>			<b>\$ 38,238.50</b>
 <b>REVENUES</b>			
6696 Continuing Legal Education	Subfund 0000	\$ 53,476.25	
6696 Chan Zuckerberg Initiative	Subfund CZIN	\$ 95,000.00	
6696 Title IV-c	Subfund SS4E	<u>\$7,305,366.00</u>	
<b>TOTAL REVENUES</b>			<b>\$7,453,842.25</b>
 <b>EXPENDITURES SUBFUND 0000</b>			
2201 Personnel Fees		\$ 585.03	
3206 Contractual Services		\$ 21,231.25	
3211 Travel Employee		\$ 738.48	
3218 Assoc Dues & Prof Memberships		\$ 654.00	
3224 Advertising & Promotional		\$ 630.00	
3241 Miscellaneous		\$ 550.00	
3242 Training & Dev - In State		\$ 3,775.00	
3324 State Treasurer's Office Fees		<u>\$ 547.38</u>	
<b>SubTotal for Subfund 0000</b>			<b>\$ 28,711.14</b>
 <b>EXPENDITURES SUBFUND CZIN</b>			
3206 Contractual Services		\$ -	\$ -
 <b>EXPENDITURES SUBFUND SS4E</b>			
1200 Personal Services		\$ 25,791.92	
2202 Social Security Matching		\$ 1,926.24	
2203 Public Employees Insurance		\$ 2,562.50	
2207 Pension and Retirement		\$ 2,579.24	
2208 WV OPEB Contribution		\$ 312.00	
3206 Contractual Services		<u>\$ 941,848.00</u>	
<b>SubTotal for Subfund SS4E</b>			<b><u>\$975,019.90</u></b>
<b>TOTAL EXPENDITURES</b>			<b><u>\$1,003,731.04</u></b>
<b>Revenues Over (Under) Expenditures</b>			<b><u>\$ 6,450,111.21</u></b>
 <b>Fund Balance, End of Period June 30, 2022</b>			 <b><u><u>\$6,488,349.71</u></u></b>
2421-2022-0221			
<b>Fund Balance Beginning of Period July 1, 2021</b>			<b>\$ 24.00</b>
Add: Consumer Sales Tax Collections		\$0.00	
Less: Remittance of Taxes		\$0.00	
<b>Fund Balance, End of Period June 30, 2022</b>			<b><u><u>\$ 24.00</u></u></b>

*Public Defender Services*  
*Statement of Revenues, Expenditures,*  
*and Changes in Fund Balance*

For the Period July 1, 2022 to June 30, 2023

2420-2022-0221

**Fund Balance Beginning of Period July 1, 2022** **\$6,488,349.71**

**REVENUES**

6696 Continuing Legal Education	Subfund 0000	\$ 111,303.84	
6696 Chan Zuckerberg Initiative	Subfund CZIN	\$ -	
6696 Title IV-e	Subfund SS4E	<u>\$2,404,348.00</u>	

**TOTAL REVENUES** **\$2,515,651.84**

**EXPENDITURES SUBFUND 0000**

2200 PEIAI Fees	\$ 100.00
3206 Contractual Services	\$ 3,053.75
3211 Travel Employee	\$ 6,125.00
3212 Travel Non Employee	\$ 2,275.00
3216 Vehicle Rental	\$ 2,275.00
3218 Assoc Dues & Prof Memberships	\$ 750.00
3233 Hospitality	\$ 37,543.42
3241 Miscellaneous	\$ 560.00
3242 Training & Dev - In State	\$ 1,245.00
3324 State Treasurer's Office Fees	<u>\$ 638.03</u>

**SubTotal for Subfund 0000** **\$ 54,565.20**

**EXPENDITURES SUBFUND CZIN**

3206 Contractual Services	\$ 95,000.00	<b>\$ 95,000.00</b>
---------------------------	--------------	---------------------

**EXPENDITURES SUBFUND SS4E**

1200 Personal Services	\$ 23,746.29
1206 Annual Increment	\$ 274.35
2201 Personal Fees	\$ 366.74
2202 Social Security Matching	\$ 1,812.18
2203 Public Employees Insurance	\$ 1,272.16
2207 Pension and Retirement	\$ 1,547.15
2208 WV OPEB Contribution	\$ 245.00
3200 Office Expenses	\$ 1,009.25
3206 Contractual Services	\$1,666,972.07
3244 Postal	\$ 1,083.90
3245 Frieght	<u>\$ 1,571.55</u>

**SubTotal for Subfund SS4E** **\$1,699,900.64**

**TOTAL EXPENDITURES** **\$1,849,465.84**

**Revenues Over (Under) Expenditures** **\$ 666,186.00**

**Fund Balance, End of Period June 30, 2023** **\$7,154,535.71**

2421-2022-0221

**Fund Balance Beginning of Period July 1, 2022** **\$ 24.00**

Add: Consumer Sales Tax Collections	\$0.00
Less: Remittance of Taxes	\$0.00

**Fund Balance, End of Period June 30, 2023** **\$ 24.00**

*Public Defender Services*  
*Statement of Revenues, Expenditures,*  
*and Changes in Fund Balance*  
**For the Period July 1, 2023 to June 30, 2024**

2420-2022-0221			
<b>Fund Balance Beginning of Period July 1, 2023</b>			<b>\$7,163,905.25</b>
 <b>REVENUES</b>			
6696 Continuing Legal Education	Subfund 0000	\$ 69,690.00	
6696 Title IV-e	Subfund SS4E	\$2,254,567.00	
6696 WV Bar Foundation	Subfund WVBF	\$ 3,500.00	
<b>TOTAL REVENUES</b>			<b>\$2,327,757.00</b>
 <b>EXPENDITURES SUBFUND 0000</b>			
3206 Contractual Services		\$ 2,503.48	
3214 Computer Services External		\$ 3.00	
3218 Assoc Dues & Prof Memberships		\$ 750.00	
3233 Hospitality		\$ 34,302.09	
3241 Miscellaneous		\$ 305.50	
3242 Training & Dev - In State		\$ 4,025.41	
3272 PEIA Reserve Transfer		\$ 420.00	
3324 State Treasurer's Office Fees		\$ 788.05	
<b>SubTotal for Subfund 0000</b>			<b>\$ 43,097.53</b>
 <b>EXPENDITURES SUBFUND SS4E</b>			
1200 Personal Services		\$ 38,769.12	
2201 Personal Fees		\$ 400.08	
2202 Social Security Matching		\$ 2,965.84	
2207 Pension and Retirement		\$ 3,489.12	
3206 Contractual Services		\$ 65,832.98	
3242 Training & Dev - In State		\$ 3,170.00	
3248 Computer Equipment		\$ 881.67	
3256 grants		\$ 480,000.00	
<b>SubTotal for Subfund SS4E</b>			<b>\$ 595,508.81</b>
 <b>EXPENDITURES SUBFUND WVBF</b>			
3206 Contractual Services		\$ -	\$ -
<b>TOTAL EXPENDITURES</b>			<b>\$ 638,606.34</b>
<b>Revenues Over (Under) Expenditures</b>			<b>\$1,689,150.66</b>
 <b>Fund Balance, End of Period June 30, 2024</b>			 <b><u>\$8,853,055.91</u></b>
2421-2022-0221			
<b>Fund Balance Beginning of Period July 1, 2023</b>			<b>\$ 24.00</b>
Add: Consumer Sales Tax Collections		\$0.00	
Less: Remittance of Taxes		\$0.00	
<b>Fund Balance, End of Period June 30, 2024</b>			<b><u>\$ 24.00</u></b>



Executive Director Dana Eddy being interviewed for a story on the shortage of panel attorneys in Kanawha County.

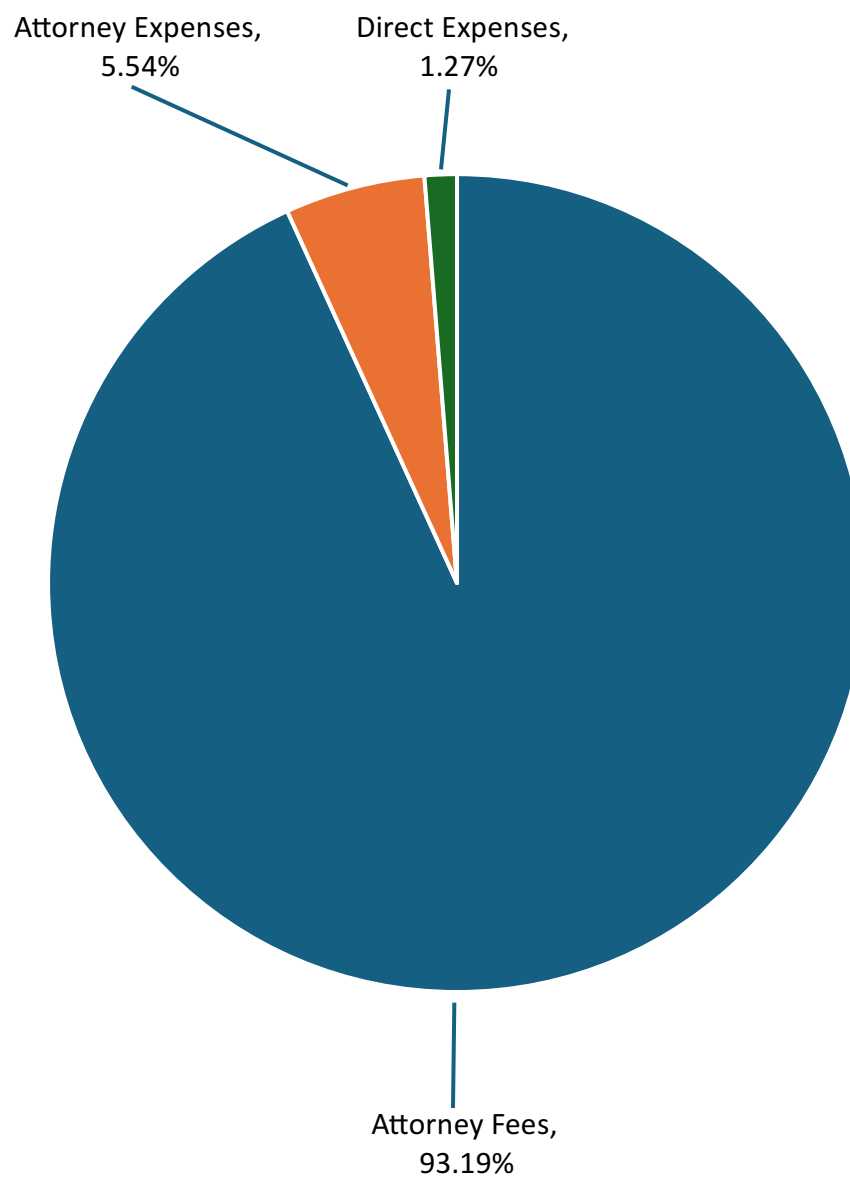
# Appendix A:

## Appointed Counsel Statistics

- Summary of Claims Paid
- Claims Paid By Case Type
- Fees Paid By Case Type
- Expenses Paid By Case Type (Including Direct Expenses)
- Direct Expense Claims Paid By Case Type
- Expenses Paid By Category
- Hours Paid By Case Type
- Time Paid In Court / Out of Court
- Average Costs By Case Type (Without Supplemental and Direct Expenses)
- Criminal Charge Averages

**PUBLIC DEFENDER SERVICES  
SUMMARY OF APPOINTED COUNSEL CLAIMS PAID  
FY 2022**

Attorney Fees	\$28,783,880.00
Attorney Expenses	\$1,712,066.93
Direct Expenses	\$393,131.18
<b>Total Claims Paid</b>	<b>\$30,889,078.11</b>

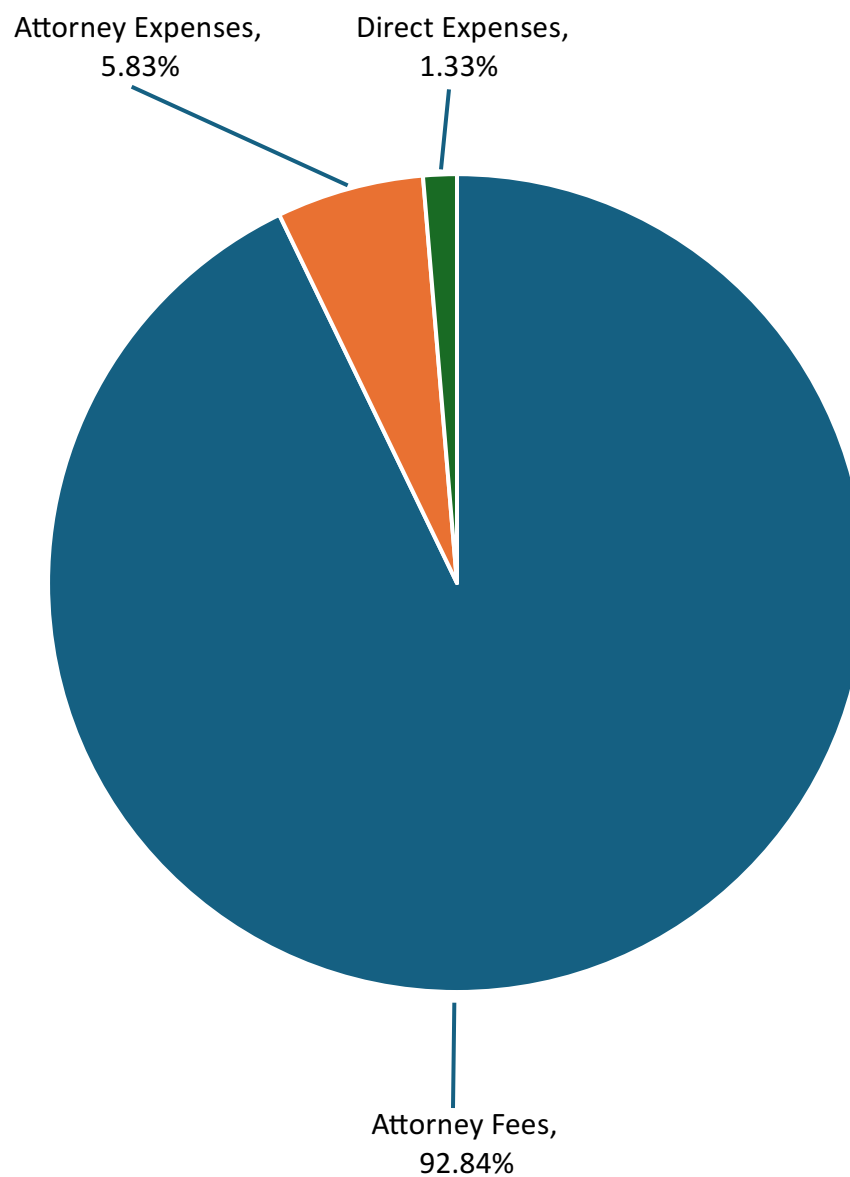


PUBLIC DEFENDER SERVICES SUMMARY REPORT FOR APPOINTED COUNSEL ATTORNEY HOURS, FEES, AND EXPENSES FISCAL YEAR 2022							
Circuit	County	Attorney Hours	Attorney Fees (\$)	Attorney Expenses (\$)	Direct Expenses (\$)	Total Expenses (\$)	Total Fees & Expenses (\$)
1	Brooke	4,109.3	\$251,406.50	\$13,416.87	\$0.00	\$13,416.87	\$264,823.37
	Hancock	6,739.7	\$412,435.00	\$44,353.50	\$29,724.03	\$74,077.53	\$486,512.53
	Ohio	11,094.4	\$678,426.00	\$31,230.45	\$1,780.75	\$33,011.20	\$711,437.20
	<b>Total</b>	<b>21,943.4</b>	<b>\$1,342,267.50</b>	<b>\$89,000.82</b>	<b>\$31,504.78</b>	<b>\$120,505.60</b>	<b>\$1,462,773.10</b>
2	Marshall	3,460.5	\$214,382.50	\$9,491.73	\$1,575.00	\$11,066.73	\$225,449.23
	Tyler	1,613.5	\$99,799.50	\$9,099.99	\$0.00	\$9,099.99	\$108,899.49
	Wetzel	2,636.4	\$164,876.00	\$13,155.29	\$0.00	\$13,155.29	\$178,031.29
	<b>Total</b>	<b>7,710.4</b>	<b>\$479,058.00</b>	<b>\$31,747.01</b>	<b>\$1,575.00</b>	<b>\$33,322.01</b>	<b>\$512,380.01</b>
3	Doddridge	3,654.6	\$223,800.50	\$25,986.59	\$14,342.25	\$40,328.84	\$264,129.34
	Pleasants	3,443.8	\$210,631.50	\$21,229.57	\$18,084.63	\$39,314.20	\$249,945.70
	Ritchie	4,792.6	\$293,956.00	\$23,299.68	\$15,189.60	\$38,489.28	\$332,445.28
	<b>Total</b>	<b>11,891.0</b>	<b>\$728,388.00</b>	<b>\$70,515.84</b>	<b>\$47,616.48</b>	<b>\$118,132.32</b>	<b>\$846,520.32</b>
4	Wirt	812.7	\$50,578.00	\$3,779.74	\$0.00	\$3,779.74	\$54,357.74
	Wood	15,714.3	\$975,813.00	\$70,227.77	\$17,100.69	\$87,328.46	\$1,063,141.46
	<b>Total</b>	<b>16,527.0</b>	<b>\$1,026,391.00</b>	<b>\$74,007.51</b>	<b>\$17,100.69</b>	<b>\$91,108.20</b>	<b>\$1,117,499.20</b>
5	Calhoun	2,706.9	\$167,027.50	\$11,893.47	\$538.28	\$12,431.75	\$179,459.25
	Jackson	7,490.1	\$466,160.50	\$56,439.16	\$7,516.34	\$63,955.50	\$530,116.00
	Mason	8,664.5	\$536,451.50	\$44,929.99	\$0.00	\$44,929.99	\$581,381.49
	Roane	3,763.3	\$233,963.00	\$19,335.01	\$0.00	\$19,335.01	\$253,298.01
	<b>Total</b>	<b>22,624.8</b>	<b>\$1,403,602.50</b>	<b>\$132,597.63</b>	<b>\$8,054.62</b>	<b>\$140,652.25</b>	<b>\$1,544,254.75</b>
6	Cabell	19,171.4	\$1,201,782.50	\$43,663.55	\$27,506.33	\$71,169.88	\$1,272,952.38
	<b>Total</b>	<b>19,171.4</b>	<b>\$1,201,782.50</b>	<b>\$43,663.55</b>	<b>\$27,506.33</b>	<b>\$71,169.88</b>	<b>\$1,272,952.38</b>
7	Logan	11,020.9	\$687,218.50	\$25,383.03	\$4,420.23	\$29,803.26	\$717,021.76
	<b>Total</b>	<b>11,020.9</b>	<b>\$687,218.50</b>	<b>\$25,383.03</b>	<b>\$4,420.23</b>	<b>\$29,803.26</b>	<b>\$717,021.76</b>
8	McDowell	7,027.2	\$432,682.00	\$27,024.17	\$0.00	\$27,024.17	\$459,706.17
	<b>Total</b>	<b>7,027.2</b>	<b>\$432,682.00</b>	<b>\$27,024.17</b>	<b>\$0.00</b>	<b>\$27,024.17</b>	<b>\$459,706.17</b>
9	Mercer	28,871.3	\$1,742,646.00	\$101,238.26	\$15,318.17	\$116,556.43	\$1,859,202.43
	<b>Total</b>	<b>28,871.3</b>	<b>\$1,742,646.00</b>	<b>\$101,238.26</b>	<b>\$15,318.17</b>	<b>\$116,556.43</b>	<b>\$1,859,202.43</b>
10	Raleigh	16,982.0	\$1,050,094.50	\$52,142.91	\$5,909.97	\$58,052.88	\$1,108,147.38
	<b>Total</b>	<b>16,982.0</b>	<b>\$1,050,094.50</b>	<b>\$52,142.91</b>	<b>\$5,909.97</b>	<b>\$58,052.88</b>	<b>\$1,108,147.38</b>
11	Greenbrier	7,059.7	\$438,842.50	\$9,273.58	\$1,073.05	\$10,346.63	\$449,189.13
	Pocahontas	2,007.3	\$127,080.50	\$2,424.89	\$1,021.50	\$3,446.39	\$130,526.89
	<b>Total</b>	<b>9,067.0</b>	<b>\$565,923.00</b>	<b>\$11,698.47</b>	<b>\$2,094.55</b>	<b>\$13,793.02</b>	<b>\$579,716.02</b>
12	Fayette	8,853.4	\$551,403.50	\$33,337.58	\$1,777.84	\$35,115.42	\$586,518.92
	<b>Total</b>	<b>8,853.4</b>	<b>\$551,403.50</b>	<b>\$33,337.58</b>	<b>\$1,777.84</b>	<b>\$35,115.42</b>	<b>\$586,518.92</b>
13	Kanawha	41,850.8	\$2,640,699.50	\$67,910.42	\$14,602.04	\$82,512.46	\$2,723,211.96
	<b>Total</b>	<b>41,850.8</b>	<b>\$2,640,699.50</b>	<b>\$67,910.42</b>	<b>\$14,602.04</b>	<b>\$82,512.46</b>	<b>\$2,723,211.96</b>
14	Braxton	6,501.0	\$407,202.00	\$49,316.44	\$1,853.30	\$51,169.74	\$458,371.74
	Clay	3,225.1	\$203,983.50	\$27,739.17	\$0.00	\$27,739.17	\$231,722.67
	Gilmer	3,533.1	\$219,459.50	\$40,245.04	\$211.75	\$40,456.79	\$259,916.29
	Webster	4,088.7	\$259,556.50	\$31,129.04	\$1,850.00	\$32,979.04	\$292,535.54
	<b>Total</b>	<b>17,347.9</b>	<b>\$1,090,201.50</b>	<b>\$148,429.69</b>	<b>\$3,915.05</b>	<b>\$152,344.74</b>	<b>\$1,242,546.24</b>
15	Harrison	12,922.0	\$799,477.00	\$55,101.93	\$0.00	\$55,101.93	\$854,578.93
	<b>Total</b>	<b>12,922.0</b>	<b>\$799,477.00</b>	<b>\$55,101.93</b>	<b>\$0.00</b>	<b>\$55,101.93</b>	<b>\$854,578.93</b>
16	Marion	23,674.5	\$1,446,516.00	\$59,019.74	\$4,687.60	\$63,707.34	\$1,510,223.34
	<b>Total</b>	<b>23,674.5</b>	<b>\$1,446,516.00</b>	<b>\$59,019.74</b>	<b>\$4,687.60</b>	<b>\$63,707.34</b>	<b>\$1,510,223.34</b>
17	Monongalia	25,119.7	\$1,538,072.50	\$54,311.48	\$2,211.38	\$56,522.86	\$1,594,595.36
	<b>Total</b>	<b>25,119.7</b>	<b>\$1,538,072.50</b>	<b>\$54,311.48</b>	<b>\$2,211.38</b>	<b>\$56,522.86</b>	<b>\$1,594,595.36</b>
18	Preston	8,104.1	\$504,654.50	\$53,664.69	\$20,506.14	\$74,170.83	\$578,825.33
	<b>Total</b>	<b>8,104.1</b>	<b>\$504,654.50</b>	<b>\$53,664.69</b>	<b>\$20,506.14</b>	<b>\$74,170.83</b>	<b>\$578,825.33</b>
19	Barbour	8,184.9	\$509,086.00	\$45,706.36	\$2,550.00	\$48,256.36	\$557,342.36
	Taylor	4,054.6	\$252,134.00	\$17,820.34	\$4,464.71	\$22,285.05	\$274,419.05
	<b>Total</b>	<b>12,239.5</b>	<b>\$761,220.00</b>	<b>\$63,526.70</b>	<b>\$7,014.71</b>	<b>\$70,541.41</b>	<b>\$831,761.41</b>
20	Randolph	12,324.9	\$774,537.50	\$42,902.66	\$150.00	\$43,052.66	\$817,590.16
	<b>Total</b>	<b>12,324.9</b>	<b>\$774,537.50</b>	<b>\$42,902.66</b>	<b>\$150.00</b>	<b>\$43,052.66</b>	<b>\$817,590.16</b>

PUBLIC DEFENDER SERVICES SUMMARY REPORT FOR APPOINTED COUNSEL ATTORNEY HOURS, FEES, AND EXPENSES FISCAL YEAR 2022							
Circuit	County	Attorney Hours	Attorney Fees (\$)	Attorney Expenses (\$)	Direct Expenses (\$)	Total Expenses (\$)	Total Fees & Expenses (\$)
21	Grant	3,182.3	\$200,084.00	\$16,826.21	\$3,645.00	\$20,471.21	\$220,555.21
	Mineral	4,597.0	\$287,829.50	\$15,547.39	\$26,109.36	\$41,656.75	\$329,486.25
	Tucker	1,341.1	\$83,263.00	\$8,429.64	\$0.00	\$8,429.64	\$91,692.64
	<b>Total</b>	<b>9,120.4</b>	<b>\$571,176.50</b>	<b>\$40,803.24</b>	<b>\$29,754.36</b>	<b>\$70,557.60</b>	<b>\$641,734.10</b>
22	Hampshire	7,255.0	\$452,388.00	\$33,734.06	\$0.00	\$33,734.06	\$486,122.06
	Hardy	6,744.4	\$418,705.50	\$22,855.31	\$13,762.50	\$36,617.81	\$455,323.31
	Pendleton	1,791.3	\$112,348.00	\$13,784.89	\$491.77	\$14,276.66	\$126,624.66
	<b>Total</b>	<b>15,790.7</b>	<b>\$983,441.50</b>	<b>\$70,374.26</b>	<b>\$14,254.27</b>	<b>\$84,628.53</b>	<b>\$1,068,070.03</b>
23	Berkeley	19,163.6	\$1,198,868.00	\$53,126.49	\$58,084.39	\$111,210.88	\$1,310,078.88
	Jefferson	4,590.0	\$283,381.00	\$11,045.47	\$31,914.99	\$42,960.46	\$326,341.46
	Morgan	3,614.1	\$225,574.50	\$13,791.19	\$4,248.35	\$18,039.54	\$243,614.04
	<b>Total</b>	<b>27,367.7</b>	<b>\$1,707,823.50</b>	<b>\$77,963.15</b>	<b>\$94,247.73</b>	<b>\$172,210.88</b>	<b>\$1,880,034.38</b>
24	Wayne	6,648.3	\$429,467.00	\$19,748.33	\$337.25	\$20,085.58	\$449,552.58
	<b>Total</b>	<b>6,648.3</b>	<b>\$429,467.00</b>	<b>\$19,748.33</b>	<b>\$337.25</b>	<b>\$20,085.58</b>	<b>\$449,552.58</b>
25	Boone	6,233.0	\$401,957.50	\$9,089.96	\$2,356.57	\$11,446.53	\$413,404.03
	Lincoln	7,744.0	\$488,477.00	\$20,236.94	\$985.60	\$21,222.54	\$509,699.54
	<b>Total</b>	<b>13,977.0</b>	<b>\$890,434.50</b>	<b>\$29,326.90</b>	<b>\$3,342.17</b>	<b>\$32,669.07</b>	<b>\$923,103.57</b>
26	Lewis	6,321.5	\$403,363.00	\$35,181.28	\$2,000.00	\$37,181.28	\$440,544.28
	Upshur	5,255.8	\$334,855.00	\$28,711.15	\$5,075.00	\$33,786.15	\$368,641.15
	<b>Total</b>	<b>11,577.3</b>	<b>\$738,218.00</b>	<b>\$63,892.43</b>	<b>\$7,075.00</b>	<b>\$70,967.43</b>	<b>\$809,185.43</b>
27	Wyoming	11,043.3	\$676,565.50	\$44,174.71	\$19,913.21	\$64,087.92	\$740,653.42
	<b>Total</b>	<b>11,043.3</b>	<b>\$676,565.50</b>	<b>\$44,174.71</b>	<b>\$19,913.21</b>	<b>\$64,087.92</b>	<b>\$740,653.42</b>
28	Nicholas	8,594.1	\$523,914.00	\$61,127.16	\$0.00	\$61,127.16	\$585,041.16
	<b>Total</b>	<b>8,594.1</b>	<b>\$523,914.00</b>	<b>\$61,127.16</b>	<b>\$0.00</b>	<b>\$61,127.16</b>	<b>\$585,041.16</b>
29	Putnam	12,767.1	\$796,374.50	\$43,870.66	\$5,953.55	\$49,824.21	\$846,198.71
	<b>Total</b>	<b>12,767.1</b>	<b>\$796,374.50</b>	<b>\$43,870.66</b>	<b>\$5,953.55</b>	<b>\$49,824.21</b>	<b>\$846,198.71</b>
30	Mingo	7,445.7	\$462,098.50	\$8,484.71	\$2,288.06	\$10,772.77	\$472,871.27
	<b>Total</b>	<b>7,445.7</b>	<b>\$462,098.50</b>	<b>\$8,484.71</b>	<b>\$2,288.06</b>	<b>\$10,772.77</b>	<b>\$472,871.27</b>
31	Monroe	1,406.6	\$86,356.50	\$4,749.58	\$0.00	\$4,749.58	\$91,106.08
	Summers	2,439.4	\$151,174.50	\$10,327.71	\$0.00	\$10,327.71	\$161,502.21
	<b>Total</b>	<b>3,846.0</b>	<b>\$237,531.00</b>	<b>\$15,077.29</b>	<b>\$0.00</b>	<b>\$15,077.29</b>	<b>\$252,608.29</b>
<b>STATE TOTAL</b>		<b>463,450.8</b>	<b>\$28,783,880.00</b>	<b>\$1,712,066.93</b>	<b>\$393,131.18</b>	<b>\$2,105,198.11</b>	<b>\$30,889,078.11</b>

**PUBLIC DEFENDER SERVICES  
SUMMARY OF APPOINTED COUNSEL CLAIMS PAID  
FY 2023**

Attorney Fees	\$29,957,319.00
Attorney Expenses	\$1,879,532.39
Direct Expenses	\$428,903.82
<b>Total Claims Paid</b>	<b><u>\$32,265,755.21</u></b>

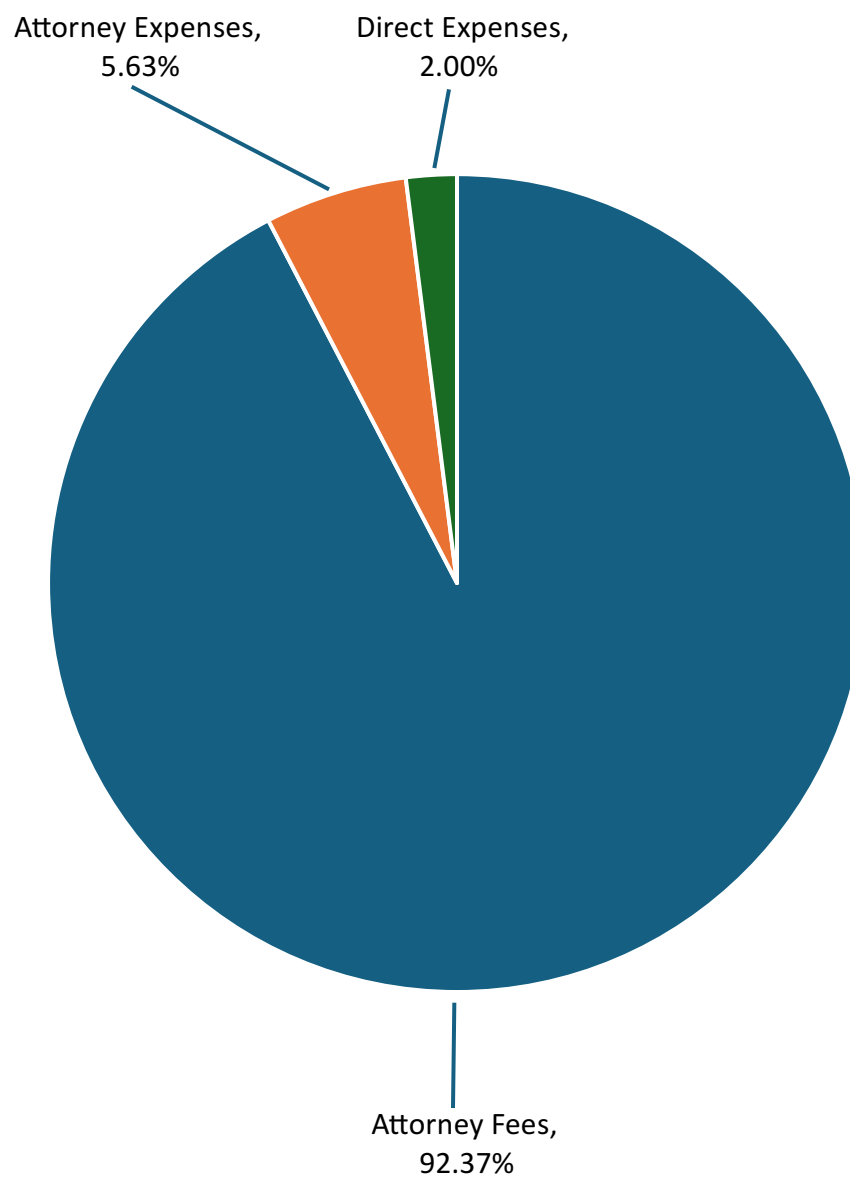


PUBLIC DEFENDER SERVICES SUMMARY REPORT FOR APPOINTED COUNSEL ATTORNEY HOURS, FEES, AND EXPENSES FISCAL YEAR 2023							
Circuit	County	Attorney Hours	Attorney Fees (\$)	Attorney Expenses (\$)	Direct Expenses (\$)	Total Expenses (\$)	Total Fees & Expenses (\$)
1	Brooke	6,643.3	\$405,163.50	\$16,688.20	\$0.00	\$16,688.20	\$421,851.70
	Hancock	5,725.9	\$350,583.50	\$18,519.34	\$0.00	\$18,519.34	\$369,102.84
	Ohio	14,482.7	\$886,981.00	\$38,852.79	\$18,555.16	\$57,407.95	\$944,388.95
	<b>Total</b>	<b>26,851.9</b>	<b>\$1,642,728.00</b>	<b>\$74,060.33</b>	<b>\$18,555.16</b>	<b>\$92,615.49</b>	<b>\$1,735,343.49</b>
2	Marshall	3,766.4	\$234,451.50	\$14,382.95	\$0.00	\$14,382.95	\$248,834.45
	Tyler	1,805.5	\$111,062.00	\$10,199.19	\$0.00	\$10,199.19	\$121,261.19
	Wetzel	3,195.2	\$197,103.00	\$15,106.49	\$0.00	\$15,106.49	\$212,209.49
	<b>Total</b>	<b>8,767.1</b>	<b>\$542,616.50</b>	<b>\$39,688.63</b>	<b>\$0.00</b>	<b>\$39,688.63</b>	<b>\$582,305.13</b>
3	Doddridge	4,161.0	\$254,162.50	\$28,166.93	\$12,782.62	\$40,949.55	\$295,112.05
	Pleasants	3,788.6	\$233,744.00	\$18,465.61	\$26,688.79	\$45,154.40	\$278,898.40
	Ritchie	4,936.4	\$303,165.00	\$29,335.12	\$19,300.04	\$48,635.16	\$351,800.16
	<b>Total</b>	<b>12,886.0</b>	<b>\$791,071.50</b>	<b>\$75,967.66</b>	<b>\$58,771.45</b>	<b>\$134,739.11</b>	<b>\$925,810.61</b>
4	Wirt	534.9	\$34,476.00	\$3,128.26	\$1,250.00	\$4,378.26	\$38,854.26
	Wood	18,053.7	\$1,117,839.50	\$82,254.93	\$54,459.06	\$136,713.99	\$1,254,553.49
	<b>Total</b>	<b>18,588.6</b>	<b>\$1,152,315.50</b>	<b>\$85,383.19</b>	<b>\$55,709.06</b>	<b>\$141,092.25</b>	<b>\$1,293,407.75</b>
5	Calhoun	2,614.0	\$162,187.50	\$16,839.83	\$381.90	\$17,221.73	\$179,409.23
	Jackson	6,231.0	\$391,033.50	\$43,758.40	\$338.80	\$44,097.20	\$435,130.70
	Mason	10,154.8	\$629,996.50	\$39,722.68	\$0.00	\$39,722.68	\$669,719.18
	Roane	3,649.3	\$227,495.00	\$21,718.06	\$1,289.25	\$23,007.31	\$250,502.31
	<b>Total</b>	<b>22,649.1</b>	<b>\$1,410,712.50</b>	<b>\$122,038.97</b>	<b>\$2,009.95</b>	<b>\$124,048.92</b>	<b>\$1,534,761.42</b>
6	Cabell	16,416.2	\$1,037,522.50	\$30,821.11	\$45,346.56	\$76,167.67	\$1,113,690.17
	<b>Total</b>	<b>16,416.2</b>	<b>\$1,037,522.50</b>	<b>\$30,821.11</b>	<b>\$45,346.56</b>	<b>\$76,167.67</b>	<b>\$1,113,690.17</b>
7	Logan	10,123.2	\$631,800.50	\$26,696.23	\$0.00	\$26,696.23	\$658,496.73
	<b>Total</b>	<b>10,123.2</b>	<b>\$631,800.50</b>	<b>\$26,696.23</b>	<b>\$0.00</b>	<b>\$26,696.23</b>	<b>\$658,496.73</b>
8	McDowell	8,417.2	\$516,570.00	\$44,075.88	\$3,678.55	\$47,754.43	\$564,324.43
	<b>Total</b>	<b>8,417.2</b>	<b>\$516,570.00</b>	<b>\$44,075.88</b>	<b>\$3,678.55</b>	<b>\$47,754.43</b>	<b>\$564,324.43</b>
9	Mercer	31,906.4	\$1,951,620.50	\$90,487.13	\$29,737.16	\$120,224.29	\$2,071,844.79
	<b>Total</b>	<b>31,906.4</b>	<b>\$1,951,620.50</b>	<b>\$90,487.13</b>	<b>\$29,737.16</b>	<b>\$120,224.29</b>	<b>\$2,071,844.79</b>
10	Raleigh	18,504.5	\$1,143,904.50	\$63,130.65	\$16,676.89	\$79,807.54	\$1,223,712.04
	<b>Total</b>	<b>18,504.5</b>	<b>\$1,143,904.50</b>	<b>\$63,130.65</b>	<b>\$16,676.89</b>	<b>\$79,807.54</b>	<b>\$1,223,712.04</b>
11	Greenbrier	8,067.7	\$503,363.50	\$11,348.71	\$1,546.05	\$12,894.76	\$516,258.26
	Pocahontas	3,281.8	\$206,805.00	\$8,925.79	\$0.00	\$8,925.79	\$215,730.79
	<b>Total</b>	<b>11,349.5</b>	<b>\$710,168.50</b>	<b>\$20,274.50</b>	<b>\$1,546.05</b>	<b>\$21,820.55</b>	<b>\$731,989.05</b>
12	Fayette	10,264.8	\$641,755.00	\$53,054.16	\$10,000.00	\$63,054.16	\$704,809.16
	<b>Total</b>	<b>10,264.8</b>	<b>\$641,755.00</b>	<b>\$53,054.16</b>	<b>\$10,000.00</b>	<b>\$63,054.16</b>	<b>\$704,809.16</b>
13	Kanawha	37,607.5	\$2,374,483.50	\$68,951.80	\$8,905.47	\$77,857.27	\$2,452,340.77
	<b>Total</b>	<b>37,607.5</b>	<b>\$2,374,483.50</b>	<b>\$68,951.80</b>	<b>\$8,905.47</b>	<b>\$77,857.27</b>	<b>\$2,452,340.77</b>
14	Braxton	6,842.2	\$428,354.50	\$56,101.58	\$10,615.18	\$66,716.76	\$495,071.26
	Clay	3,446.5	\$216,151.50	\$34,142.10	\$3,082.80	\$37,224.90	\$253,376.40
	Gilmer	3,074.7	\$191,155.00	\$39,175.72	\$0.00	\$39,175.72	\$230,330.72
	Webster	4,181.3	\$262,907.50	\$29,442.24	\$0.00	\$29,442.24	\$292,349.74
	<b>Total</b>	<b>17,544.7</b>	<b>\$1,098,568.50</b>	<b>\$158,861.64</b>	<b>\$13,697.98</b>	<b>\$172,559.62</b>	<b>\$1,271,128.12</b>
15	Harrison	13,848.9	\$868,826.50	\$54,032.61	\$2,975.00	\$57,007.61	\$925,834.11
	<b>Total</b>	<b>13,848.9</b>	<b>\$868,826.50</b>	<b>\$54,032.61</b>	<b>\$2,975.00</b>	<b>\$57,007.61</b>	<b>\$925,834.11</b>
16	Marion	26,875.2	\$1,641,935.50	\$78,336.80	\$10,150.00	\$88,486.80	\$1,730,422.30
	<b>Total</b>	<b>26,875.2</b>	<b>\$1,641,935.50</b>	<b>\$78,336.80</b>	<b>\$10,150.00</b>	<b>\$88,486.80</b>	<b>\$1,730,422.30</b>
17	Monongalia	24,994.2	\$1,531,707.00	\$60,588.23	\$3,137.00	\$63,725.23	\$1,595,432.23
	<b>Total</b>	<b>24,994.2</b>	<b>\$1,531,707.00</b>	<b>\$60,588.23</b>	<b>\$3,137.00</b>	<b>\$63,725.23</b>	<b>\$1,595,432.23</b>
18	Preston	8,676.1	\$540,550.00	\$59,020.84	\$8,984.82	\$68,005.66	\$608,555.66
	<b>Total</b>	<b>8,676.1</b>	<b>\$540,550.00</b>	<b>\$59,020.84</b>	<b>\$8,984.82</b>	<b>\$68,005.66</b>	<b>\$608,555.66</b>
19	Barbour	6,751.7	\$421,866.50	\$35,103.61	\$0.00	\$35,103.61	\$456,970.11
	Taylor	4,909.1	\$307,844.50	\$22,337.84	\$0.00	\$22,337.84	\$330,182.34
	<b>Total</b>	<b>11,660.8</b>	<b>\$729,711.00</b>	<b>\$57,441.45</b>	<b>\$0.00</b>	<b>\$57,441.45</b>	<b>\$787,152.45</b>
20	Randolph	12,394.5	\$778,623.50	\$51,252.20	\$2,979.50	\$54,231.70	\$832,855.20
	<b>Total</b>	<b>12,394.5</b>	<b>\$778,623.50</b>	<b>\$51,252.20</b>	<b>\$2,979.50</b>	<b>\$54,231.70</b>	<b>\$832,855.20</b>

PUBLIC DEFENDER SERVICES SUMMARY REPORT FOR APPOINTED COUNSEL ATTORNEY HOURS, FEES, AND EXPENSES FISCAL YEAR 2023							
Circuit	County	Attorney Hours	Attorney Fees (\$)	Attorney Expenses (\$)	Direct Expenses (\$)	Total Expenses (\$)	Total Fees & Expenses (\$)
21	Grant	3,559.4	\$223,557.50	\$21,334.35	\$9,335.24	\$30,669.59	\$254,227.09
	Mineral	4,902.2	\$307,555.50	\$22,488.97	\$9,115.68	\$31,604.65	\$339,160.15
	Tucker	1,222.6	\$76,822.00	\$8,869.38	\$0.00	\$8,869.38	\$85,691.38
	<b>Total</b>	<b>9,684.2</b>	<b>\$607,935.00</b>	<b>\$52,692.70</b>	<b>\$18,450.92</b>	<b>\$71,143.62</b>	<b>\$679,078.62</b>
22	Hampshire	6,518.3	\$401,668.00	\$31,606.97	\$4,391.70	\$35,998.67	\$437,666.67
	Hardy	5,914.2	\$370,374.00	\$21,451.57	\$1,975.00	\$23,426.57	\$393,800.57
	Pendleton	1,538.1	\$96,336.00	\$11,733.94	\$0.00	\$11,733.94	\$108,069.94
	<b>Total</b>	<b>13,970.6</b>	<b>\$868,378.00</b>	<b>\$64,792.48</b>	<b>\$6,366.70</b>	<b>\$71,159.18</b>	<b>\$939,537.18</b>
23	Berkeley	21,095.1	\$1,333,826.00	\$70,982.75	\$38,799.42	\$109,782.17	\$1,443,608.17
	Jefferson	5,474.6	\$341,699.00	\$28,408.39	\$16,598.57	\$45,006.96	\$386,705.96
	Morgan	2,999.5	\$187,747.50	\$13,586.74	\$3,351.83	\$16,938.57	\$204,686.07
	<b>Total</b>	<b>\$29,569.20</b>	<b>\$1,863,272.50</b>	<b>\$112,977.88</b>	<b>\$58,749.82</b>	<b>\$171,727.70</b>	<b>\$2,035,000.20</b>
24	Wayne	6,034.6	\$387,953.00	\$14,607.51	\$1,135.25	\$15,742.76	\$403,695.76
	<b>Total</b>	<b>6,034.6</b>	<b>\$387,953.00</b>	<b>\$14,607.51</b>	<b>\$1,135.25</b>	<b>\$15,742.76</b>	<b>\$403,695.76</b>
25	Boone	6,461.2	\$416,031.50	\$24,182.11	\$1,375.09	\$25,557.20	\$441,588.70
	Lincoln	6,066.4	\$381,255.50	\$19,382.45	\$0.00	\$19,382.45	\$400,637.95
	<b>Total</b>	<b>12,527.6</b>	<b>\$797,287.00</b>	<b>\$43,564.56</b>	<b>\$1,375.09</b>	<b>\$44,939.65</b>	<b>\$842,226.65</b>
26	Lewis	8,604.4	\$545,100.00	\$45,293.29	\$549.00	\$45,842.29	\$590,942.29
	Upshur	6,786.8	\$432,055.50	\$33,626.46	\$380.25	\$34,006.71	\$466,062.21
	<b>Total</b>	<b>15,391.2</b>	<b>\$977,155.50</b>	<b>\$78,919.75</b>	<b>\$929.25</b>	<b>\$79,849.00</b>	<b>\$1,057,004.50</b>
27	Wyoming	11,133.8	\$685,581.50	\$51,675.51	\$23,037.93	\$74,713.44	\$760,294.94
	<b>Total</b>	<b>11,133.8</b>	<b>\$685,581.50</b>	<b>\$51,675.51</b>	<b>\$23,037.93</b>	<b>\$74,713.44</b>	<b>\$760,294.94</b>
28	Nicholas	8,018.4	\$487,118.50	\$67,187.94	\$0.00	\$67,187.94	\$554,306.44
	<b>Total</b>	<b>8,018.4</b>	<b>\$487,118.50</b>	<b>\$67,187.94</b>	<b>\$0.00</b>	<b>\$67,187.94</b>	<b>\$554,306.44</b>
29	Putnam	14,048.4	\$877,850.50	\$52,021.41	\$7,811.63	\$59,833.04	\$937,683.54
	<b>Total</b>	<b>14,048.4</b>	<b>\$877,850.50</b>	<b>\$52,021.41</b>	<b>\$7,811.63</b>	<b>\$59,833.04</b>	<b>\$937,683.54</b>
30	Mingo	6,828.0	\$420,946.00	\$12,224.09	\$16,668.63	\$28,892.72	\$449,838.72
	<b>Total</b>	<b>6,828.0</b>	<b>\$420,946.00</b>	<b>\$12,224.09</b>	<b>\$16,668.63</b>	<b>\$28,892.72</b>	<b>\$449,838.72</b>
31	Monroe	1,479.1	\$92,061.50	\$4,495.61	\$0.00	\$4,495.61	\$96,557.11
	Summers	2,526.8	\$154,589.00	\$10,208.94	\$1,518.00	\$11,726.94	\$166,315.94
	<b>Total</b>	<b>4,005.9</b>	<b>\$246,650.50</b>	<b>\$14,704.55</b>	<b>\$1,518.00</b>	<b>\$16,222.55</b>	<b>\$262,873.05</b>
<b>STATE TOTAL</b>		<b>481,538.3</b>	<b>\$29,957,319.00</b>	<b>\$1,879,532.39</b>	<b>\$428,903.82</b>	<b>\$2,308,436.21</b>	<b>\$32,265,755.21</b>

**PUBLIC DEFENDER SERVICES  
SUMMARY OF APPOINTED COUNSEL CLAIMS PAID  
FY 2024**

Attorney Fees	\$30,811,811.50
Attorney Expenses	\$1,878,055.14
Direct Expenses	\$668,090.96
<b>Total Claims Paid</b>	<b>\$33,357,957.60</b>

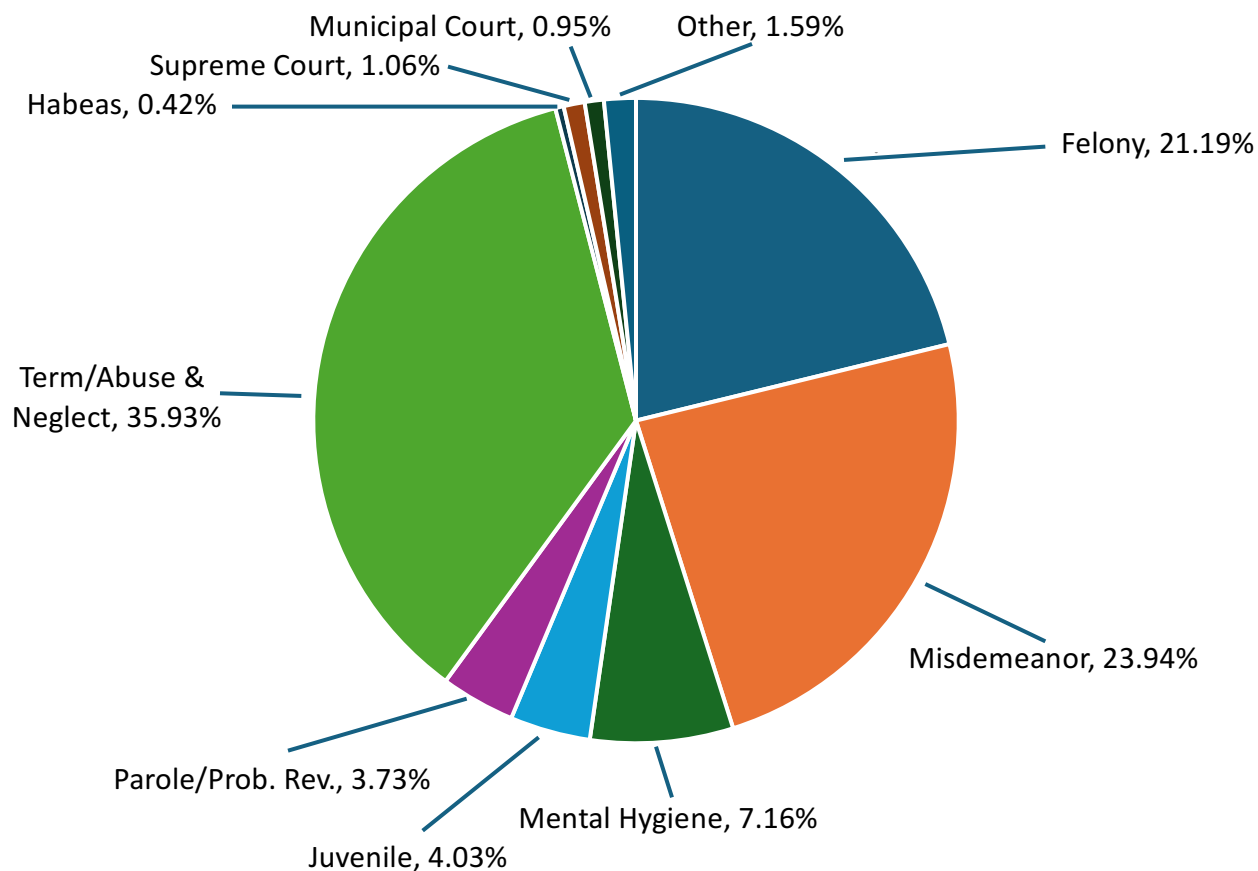


PUBLIC DEFENDER SERVICES SUMMARY REPORT FOR APPOINTED COUNSEL ATTORNEY HOURS, FEES, AND EXPENSES FISCAL YEAR 2024							
Circuit	County	Attorney Hours	Attorney Fees (\$)	Attorney Expenses (\$)	Direct Expenses (\$)	Total Expenses (\$)	Total Fees & Expenses (\$)
1	Brooke	7,831.8	\$477,804.50	\$25,241.94	\$8,267.50	\$33,509.44	\$511,313.94
	Hancock	9,037.5	\$548,643.00	\$27,607.01	\$51,666.35	\$79,273.36	\$627,916.36
	Ohio	15,539.6	\$952,911.00	\$47,376.93	\$13,414.81	\$60,791.74	\$1,013,702.74
	<b>Total</b>	<b>32,408.9</b>	<b>\$1,979,358.50</b>	<b>\$100,225.88</b>	<b>\$73,348.66</b>	<b>\$173,574.54</b>	<b>\$2,152,933.04</b>
2	Marshall	5,581.8	\$347,256.00	\$15,467.10	\$3,284.00	\$18,751.10	\$366,007.10
	Tyler	1,965.1	\$120,284.00	\$12,964.18	\$591.74	\$13,555.92	\$133,839.92
	Wetzel	4,715.8	\$289,625.50	\$24,456.16	\$4,509.70	\$28,965.86	\$318,591.36
	<b>Total</b>	<b>12,262.7</b>	<b>\$757,165.50</b>	<b>\$52,887.44</b>	<b>\$8,385.44</b>	<b>\$61,272.88</b>	<b>\$818,438.38</b>
3	Doddridge	5,426.5	\$336,373.50	\$28,526.93	\$26,923.80	\$55,450.73	\$391,824.23
	Pleasants	3,964.2	\$247,186.50	\$24,843.84	\$23,967.37	\$48,811.21	\$295,997.71
	Ritchie	5,452.9	\$335,444.50	\$29,201.92	\$20,092.36	\$49,294.28	\$384,738.78
	<b>Total</b>	<b>14,843.6</b>	<b>\$919,004.50</b>	<b>\$82,572.69</b>	<b>\$70,983.53</b>	<b>\$153,556.22</b>	<b>\$1,072,560.72</b>
4	Wirt	832.9	\$51,554.50	\$4,889.49	\$0.00	\$4,889.49	\$56,443.99
	Wood	19,369.8	\$1,196,064.50	\$73,930.83	\$54,959.40	\$128,890.23	\$1,324,954.73
	<b>Total</b>	<b>20,202.7</b>	<b>\$1,247,619.00</b>	<b>\$78,820.32</b>	<b>\$54,959.40</b>	<b>\$133,779.72</b>	<b>\$1,381,398.72</b>
5	Calhoun	1,752.9	\$108,940.50	\$11,152.09	\$471.00	\$11,623.09	\$120,563.59
	Jackson	5,573.0	\$349,724.00	\$42,262.92	\$1,985.09	\$44,248.01	\$393,972.01
	Mason	11,386.7	\$708,209.00	\$36,348.10	\$3,960.80	\$40,308.90	\$748,517.90
	Roane	4,827.2	\$301,245.50	\$23,864.15	\$0.00	\$23,864.15	\$325,109.65
	<b>Total</b>	<b>23,539.8</b>	<b>\$1,468,119.00</b>	<b>\$113,627.26</b>	<b>\$6,416.89</b>	<b>\$120,044.15</b>	<b>\$1,588,163.15</b>
6	Cabell	19,969.8	\$1,263,952.50	\$40,162.46	\$103,395.38	\$143,557.84	\$1,407,510.34
	<b>Total</b>	<b>19,969.8</b>	<b>\$1,263,952.50</b>	<b>\$40,162.46</b>	<b>\$103,395.38</b>	<b>\$143,557.84</b>	<b>\$1,407,510.34</b>
7	Logan	7,675.5	\$478,570.50	\$25,374.74	\$3,286.00	\$28,660.74	\$507,231.24
	<b>Total</b>	<b>7,675.5</b>	<b>\$478,570.50</b>	<b>\$25,374.74</b>	<b>\$3,286.00</b>	<b>\$28,660.74</b>	<b>\$507,231.24</b>
8	McDowell	7,551.4	\$467,516.00	\$32,148.62	\$5,487.04	\$37,635.66	\$505,151.66
	<b>Total</b>	<b>7,551.4</b>	<b>\$467,516.00</b>	<b>\$32,148.62</b>	<b>\$5,487.04</b>	<b>\$37,635.66</b>	<b>\$505,151.66</b>
9	Mercer	34,285.3	\$2,094,527.00	\$113,889.11	\$41,361.39	\$155,250.50	\$2,249,777.50
	<b>Total</b>	<b>34,285.3</b>	<b>\$2,094,527.00</b>	<b>\$113,889.11</b>	<b>\$41,361.39</b>	<b>\$155,250.50</b>	<b>\$2,249,777.50</b>
10	Raleigh	16,797.2	\$1,035,320.50	\$58,994.67	\$15,291.21	\$74,285.88	\$1,109,606.38
	<b>Total</b>	<b>16,797.2</b>	<b>\$1,035,320.50</b>	<b>\$58,994.67</b>	<b>\$15,291.21</b>	<b>\$74,285.88</b>	<b>\$1,109,606.38</b>
11	Greenbrier	6,746.4	\$421,516.00	\$14,981.29	\$3,216.10	\$18,197.39	\$439,713.39
	Pocahontas	3,709.9	\$231,586.00	\$13,232.28	\$183.95	\$13,416.23	\$245,002.23
	<b>Total</b>	<b>10,456.3</b>	<b>\$653,102.00</b>	<b>\$28,213.57</b>	<b>\$3,400.05</b>	<b>\$31,613.62</b>	<b>\$684,715.62</b>
12	Fayette	8,398.3	\$526,621.00	\$31,011.16	\$0.00	\$31,011.16	\$557,632.16
	<b>Total</b>	<b>8,398.3</b>	<b>\$526,621.00</b>	<b>\$31,011.16</b>	<b>\$0.00</b>	<b>\$31,011.16</b>	<b>\$557,632.16</b>
13	Kanawha	37,609.5	\$2,370,207.00	\$55,943.20	\$80,803.40	\$136,746.60	\$2,506,953.60
	<b>Total</b>	<b>37,609.5</b>	<b>\$2,370,207.00</b>	<b>\$55,943.20</b>	<b>\$80,803.40</b>	<b>\$136,746.60</b>	<b>\$2,506,953.60</b>
14	Braxton	6,109.8	\$378,786.50	\$57,509.28	\$0.00	\$57,509.28	\$436,295.78
	Clay	2,767.1	\$174,535.00	\$29,450.32	\$0.00	\$29,450.32	\$203,985.32
	Gilmer	2,472.4	\$153,959.00	\$34,533.51	\$804.65	\$35,338.16	\$189,297.16
	Webster	4,190.4	\$260,693.50	\$37,538.67	\$0.00	\$37,538.67	\$298,232.17
	<b>Total</b>	<b>15,539.7</b>	<b>\$967,974.00</b>	<b>\$159,031.78</b>	<b>\$804.65</b>	<b>\$159,836.43</b>	<b>\$1,127,810.43</b>
15	Harrison	12,487.8	\$782,800.00	\$47,617.53	\$6,904.14	\$54,521.67	\$837,321.67
	<b>Total</b>	<b>12,487.8</b>	<b>\$782,800.00</b>	<b>\$47,617.53</b>	<b>\$6,904.14</b>	<b>\$54,521.67</b>	<b>\$837,321.67</b>
16	Marion	22,757.9	\$1,393,600.00	\$67,553.25	\$2,000.00	\$69,553.25	\$1,463,153.25
	<b>Total</b>	<b>22,757.9</b>	<b>\$1,393,600.00</b>	<b>\$67,553.25</b>	<b>\$2,000.00</b>	<b>\$69,553.25</b>	<b>\$1,463,153.25</b>
17	Monongalia	29,003.4	\$1,765,456.00	\$76,334.12	\$18,968.19	\$95,302.31	\$1,860,758.31
	<b>Total</b>	<b>29,003.4</b>	<b>\$1,765,456.00</b>	<b>\$76,334.12</b>	<b>\$18,968.19</b>	<b>\$95,302.31</b>	<b>\$1,860,758.31</b>
18	Preston	8,950.0	\$560,548.00	\$58,263.49	\$9,007.92	\$67,271.41	\$627,819.41
	<b>Total</b>	<b>8,950.0</b>	<b>\$560,548.00</b>	<b>\$58,263.49</b>	<b>\$9,007.92</b>	<b>\$67,271.41</b>	<b>\$627,819.41</b>
19	Barbour	7,284.4	\$451,366.00	\$36,975.80	\$594.55	\$37,570.35	\$488,936.35
	Taylor	5,131.4	\$320,916.00	\$20,154.70	\$0.00	\$20,154.70	\$341,070.70
	<b>Total</b>	<b>12,415.8</b>	<b>\$772,282.00</b>	<b>\$57,130.50</b>	<b>\$594.55</b>	<b>\$57,725.05</b>	<b>\$830,007.05</b>
20	Randolph	10,478.1	\$651,869.00	\$36,074.91	\$2,825.00	\$38,899.91	\$690,768.91
	<b>Total</b>	<b>10,478.1</b>	<b>\$651,869.00</b>	<b>\$36,074.91</b>	<b>\$2,825.00</b>	<b>\$38,899.91</b>	<b>\$690,768.91</b>

PUBLIC DEFENDER SERVICES SUMMARY REPORT FOR APPOINTED COUNSEL ATTORNEY HOURS, FEES, AND EXPENSES FISCAL YEAR 2024							
Circuit	County	Attorney Hours	Attorney Fees (\$)	Attorney Expenses (\$)	Direct Expenses (\$)	Total Expenses (\$)	Total Fees & Expenses (\$)
21	Grant	3,801.2	\$237,652.50	\$19,441.61	\$3,904.86	\$23,346.47	\$260,998.97
	Mineral	5,979.7	\$371,699.00	\$24,901.14	\$2,758.05	\$27,659.19	\$399,358.19
	Tucker	970.3	\$60,655.00	\$7,205.38	\$0.00	\$7,205.38	\$67,860.38
	<b>Total</b>	<b>10,751.2</b>	<b>\$670,006.50</b>	<b>\$51,548.13</b>	<b>\$6,662.91</b>	<b>\$58,211.04</b>	<b>\$728,217.54</b>
22	Hampshire	6,504.6	\$401,169.50	\$26,833.50	\$5,045.00	\$31,878.50	\$433,048.00
	Hardy	4,174.1	\$256,616.00	\$15,821.45	\$3,000.00	\$18,821.45	\$275,437.45
	Pendleton	1,989.0	\$124,283.50	\$17,170.35	\$0.00	\$17,170.35	\$141,453.85
	<b>Total</b>	<b>12,667.7</b>	<b>\$782,069.00</b>	<b>\$59,825.30</b>	<b>\$8,045.00</b>	<b>\$67,870.30</b>	<b>\$849,939.30</b>
23	Berkeley	24,266.2	\$1,508,777.50	\$64,244.75	\$70,062.33	\$134,307.08	\$1,643,084.58
	Jefferson	7,519.6	\$467,610.00	\$18,640.59	\$24,103.50	\$42,744.09	\$510,354.09
	Morgan	3,545.9	\$219,373.50	\$15,027.63	\$5,073.37	\$20,101.00	\$239,474.50
	<b>Total</b>	<b>35,331.7</b>	<b>\$2,195,761.00</b>	<b>\$97,912.97</b>	<b>\$99,239.20</b>	<b>\$197,152.17</b>	<b>\$2,392,913.17</b>
24	Wayne	6,985.7	\$448,721.50	\$18,188.11	\$0.00	\$18,188.11	\$466,909.61
	<b>Total</b>	<b>6,985.7</b>	<b>\$448,721.50</b>	<b>\$18,188.11</b>	<b>\$0.00</b>	<b>\$18,188.11</b>	<b>\$466,909.61</b>
25	Boone	5,770.7	\$365,907.50	\$30,427.47	\$10,235.56	\$40,663.03	\$406,570.53
	Lincoln	6,838.4	\$427,598.50	\$29,170.81	\$411.95	\$29,582.76	\$457,181.26
	<b>Total</b>	<b>12,609.1</b>	<b>\$793,506.00</b>	<b>\$59,598.28</b>	<b>\$10,647.51</b>	<b>\$70,245.79</b>	<b>\$863,751.79</b>
26	Lewis	7,022.4	\$441,483.50	\$36,994.80	\$0.00	\$36,994.80	\$478,478.30
	Upshur	8,223.7	\$519,504.00	\$36,380.95	\$1,122.78	\$37,503.73	\$557,007.73
	<b>Total</b>	<b>15,246.1</b>	<b>\$960,987.50</b>	<b>\$73,375.75</b>	<b>\$1,122.78</b>	<b>\$74,498.53</b>	<b>\$1,035,486.03</b>
27	Wyoming	12,809.0	\$786,656.50	\$46,602.81	\$3,673.26	\$50,276.07	\$836,932.57
	<b>Total</b>	<b>12,809.0</b>	<b>\$786,656.50</b>	<b>\$46,602.81</b>	<b>\$3,673.26</b>	<b>\$50,276.07</b>	<b>\$836,932.57</b>
28	Nicholas	6,811.4	\$418,132.00	\$62,846.05	\$0.00	\$62,846.05	\$480,978.05
	<b>Total</b>	<b>6,811.4</b>	<b>\$418,132.00</b>	<b>\$62,846.05</b>	<b>\$0.00</b>	<b>\$62,846.05</b>	<b>\$480,978.05</b>
29	Putnam	14,429.5	\$907,101.50	\$56,337.74	\$5,605.06	\$61,942.80	\$969,044.30
	<b>Total</b>	<b>14,429.5</b>	<b>\$907,101.50</b>	<b>\$56,337.74</b>	<b>\$5,605.06</b>	<b>\$61,942.80</b>	<b>\$969,044.30</b>
30	Mingo	6,214.7	\$385,654.50	\$12,185.26	\$0.00	\$12,185.26	\$397,839.76
	<b>Total</b>	<b>6,214.7</b>	<b>\$385,654.50</b>	<b>\$12,185.26</b>	<b>\$0.00</b>	<b>\$12,185.26</b>	<b>\$397,839.76</b>
31	Monroe	2,194.4	\$134,965.50	\$7,446.01	\$0.00	\$7,446.01	\$142,411.51
	Summers	2,798.6	\$172,638.00	\$16,312.03	\$24,872.40	\$41,184.43	\$213,822.43
	<b>Total</b>	<b>4,993.0</b>	<b>\$307,603.50</b>	<b>\$23,758.04</b>	<b>\$24,872.40</b>	<b>\$48,630.44</b>	<b>\$356,233.94</b>
<b>STATE TOTAL</b>		<b>496,482.8</b>	<b>\$30,811,811.50</b>	<b>\$1,878,055.14</b>	<b>\$668,090.96</b>	<b>\$2,546,146.10</b>	<b>\$33,357,957.60</b>

**PUBLIC DEFENDER SERVICES  
 APPOINTED COUNSEL CLAIMS PAID BY CASE TYPE  
 WITHOUT DIRECT EXPENSES OR SUPPLEMENTALS  
 FY 2022**

Felony	7,656
Misdemeanor	8,651
Mental Hygiene	2,587
Juvenile	1,455
Parole/Prob. Rev.	1,347
Term/Abuse & Neglect	12,981
Habeas	152
Supreme Court	382
Municipal Court	345
Other	575
<b>Total Claims Paid</b>	<b>36,131</b>



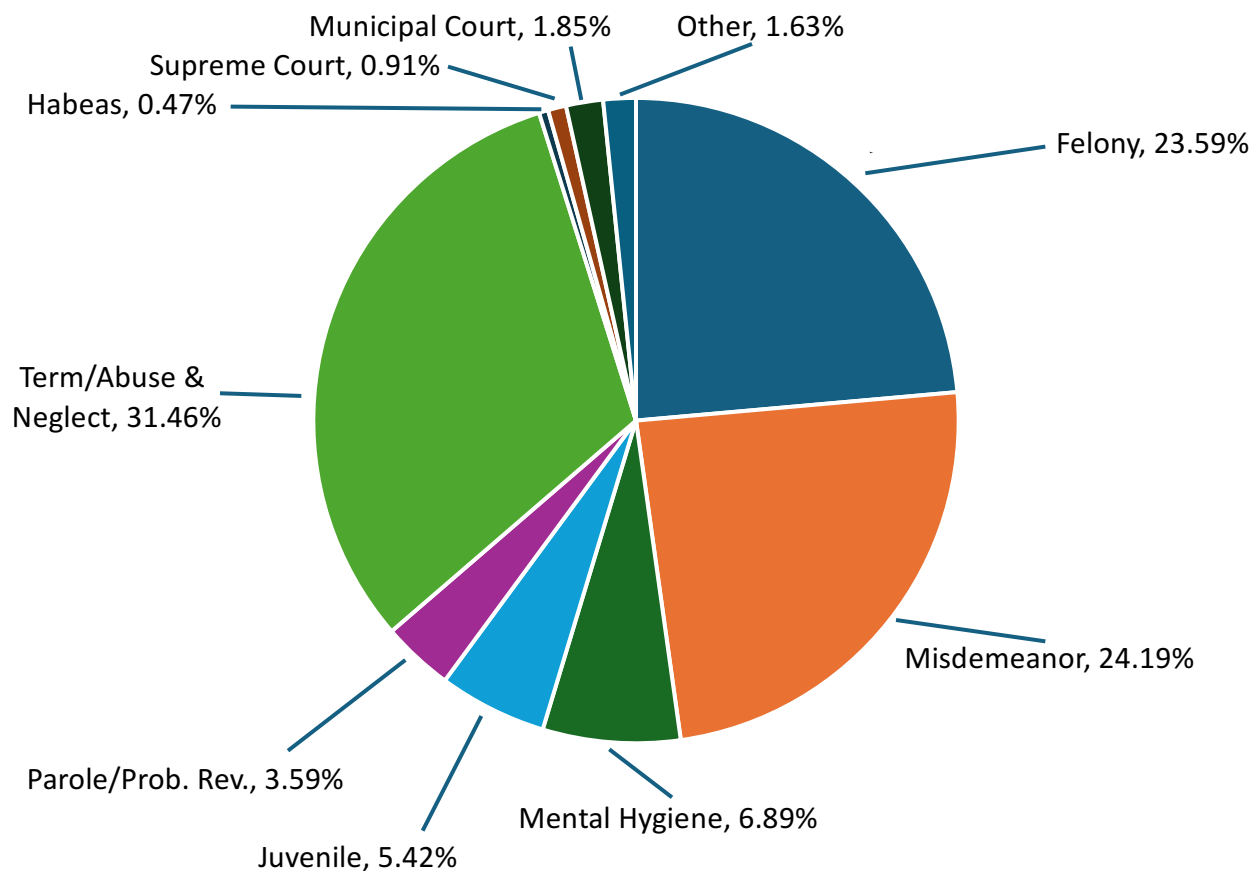
PUBLIC DEFENDER SERVICES APPOINTED COUNSEL CLAIMS PAID BY CASE TYPE WITHOUT DIRECT EXPENSES OR SUPPLEMENTALS FISCAL YEAR 2022												
Circuit	County	Felony	Misdemeanor	Mental Hygiene	Juvenile	Parole Probation Revocation	Termin/Abuse & Neglect	Habeas	Supreme Court	Municipal Court Charges	Other	Total Claims
1	Brooke	49	49	17	4	4	92	0	0	0	3	218
	Hancock	57	54	13	14	7	138	0	3	3	2	291
	Ohio	70	51	115	4	5	328	5	10	0	1	589
	<b>Total</b>	<b>176</b>	<b>154</b>	<b>145</b>	<b>22</b>	<b>16</b>	<b>558</b>	<b>5</b>	<b>13</b>	<b>3</b>	<b>6</b>	<b>1,098</b>
2	Marshall	60	68	190	14	17	90	5	0	0	3	447
	Tyler	23	50	16	2	11	33	0	0	0	0	135
	Wetzel	72	59	51	1	9	60	0	1	0	0	253
	<b>Total</b>	<b>155</b>	<b>177</b>	<b>257</b>	<b>17</b>	<b>37</b>	<b>183</b>	<b>5</b>	<b>1</b>	<b>0</b>	<b>3</b>	<b>835</b>
3	Doddridge	57	72	17	4	66	72	0	0	0	22	310
	Pleasants	49	66	5	34	7	67	0	2	0	8	238
	Ritchie	60	81	8	14	9	117	0	0	0	4	293
	<b>Total</b>	<b>166</b>	<b>219</b>	<b>30</b>	<b>52</b>	<b>82</b>	<b>256</b>	<b>0</b>	<b>2</b>	<b>0</b>	<b>34</b>	<b>841</b>
	Wirt	3	2	0	0	3	37	1	0	0	0	46
4	Wood	120	162	144	7	8	545	1	21	0	6	1,014
	<b>Total</b>	<b>123</b>	<b>164</b>	<b>144</b>	<b>7</b>	<b>11</b>	<b>582</b>	<b>2</b>	<b>21</b>	<b>0</b>	<b>6</b>	<b>1,060</b>
	Calhoun	41	9	4	11	6	66	0	1	0	0	138
	Jackson	113	46	36	27	11	232	2	7	0	3	477
5	Mason	201	303	20	33	20	135	1	3	0	21	737
	Roane	56	21	0	50	9	132	0	5	0	2	275
	<b>Total</b>	<b>411</b>	<b>379</b>	<b>60</b>	<b>121</b>	<b>46</b>	<b>565</b>	<b>3</b>	<b>16</b>	<b>0</b>	<b>26</b>	<b>1,627</b>
	Cabell	280	111	612	97	86	662	14	14	0	4	1,880
	<b>Total</b>	<b>280</b>	<b>111</b>	<b>612</b>	<b>97</b>	<b>86</b>	<b>662</b>	<b>14</b>	<b>14</b>	<b>0</b>	<b>4</b>	<b>1,880</b>
7	Logan	239	546	0	13	18	254	1	3	0	5	1,079
	<b>Total</b>	<b>239</b>	<b>546</b>	<b>0</b>	<b>13</b>	<b>18</b>	<b>254</b>	<b>1</b>	<b>3</b>	<b>0</b>	<b>5</b>	<b>1,079</b>
	McDowell	135	105	3	9	0	149	5	8	0	1	415
	<b>Total</b>	<b>135</b>	<b>105</b>	<b>3</b>	<b>9</b>	<b>0</b>	<b>149</b>	<b>5</b>	<b>8</b>	<b>0</b>	<b>1</b>	<b>415</b>
9	Mercer	397	177	84	148	42	644	10	7	11	56	1,576
	<b>Total</b>	<b>397</b>	<b>177</b>	<b>84</b>	<b>148</b>	<b>42</b>	<b>644</b>	<b>10</b>	<b>7</b>	<b>11</b>	<b>56</b>	<b>1,576</b>
	Raleigh	256	217	9	12	16	520	6	9	0	5	1,050
	<b>Total</b>	<b>256</b>	<b>217</b>	<b>9</b>	<b>12</b>	<b>16</b>	<b>520</b>	<b>6</b>	<b>9</b>	<b>0</b>	<b>5</b>	<b>1,050</b>
11	Greenbrier	90	33	11	5	7	144	2	3	0	4	299
	Pocahontas	27	31	0	1	0	35	0	0	0	1	95
	<b>Total</b>	<b>117</b>	<b>64</b>	<b>11</b>	<b>6</b>	<b>7</b>	<b>179</b>	<b>2</b>	<b>3</b>	<b>0</b>	<b>5</b>	<b>394</b>
	Fayette	86	45	0	8	5	260	2	6	1	3	416
<b>Total</b>	<b>86</b>	<b>45</b>	<b>0</b>	<b>8</b>	<b>5</b>	<b>260</b>	<b>2</b>	<b>6</b>	<b>1</b>	<b>3</b>	<b>416</b>	

PUBLIC DEFENDER SERVICES APPOINTED COUNSEL CLAIMS PAID BY CASE TYPE WITHOUT DIRECT EXPENSES OR SUPPLEMENTALS FISCAL YEAR 2022												
Circuit	County	Felony	Misdemeanor	Mental Hygiene	Juvenile	Parole Probation Revocation	Termin/Abuse & Neglect	Habeas	Supreme Court	Municipal Court Charges	Other	Total Claims
13	Kanawha	582	510	0	104	66	2,052	19	109	216	43	3,701
	<b>Total</b>	<b>582</b>	<b>510</b>	<b>0</b>	<b>104</b>	<b>66</b>	<b>2,052</b>	<b>19</b>	<b>109</b>	<b>216</b>	<b>43</b>	<b>3,701</b>
14	Braxton	96	147	17	16	41	170	2	5	0	14	508
	Clay	88	117	1	1	15	89	2	2	0	11	326
	Gilmer	47	63	1	8	5	87	1	5	0	19	236
	Webster	83	109	5	6	12	127	2	2	0	6	352
	<b>Total</b>	<b>314</b>	<b>436</b>	<b>24</b>	<b>31</b>	<b>73</b>	<b>473</b>	<b>7</b>	<b>14</b>	<b>0</b>	<b>50</b>	<b>1,422</b>
15	Harrison	181	293	140	22	16	394	12	33	0	6	1,097
	<b>Total</b>	<b>181</b>	<b>293</b>	<b>140</b>	<b>22</b>	<b>16</b>	<b>394</b>	<b>12</b>	<b>33</b>	<b>0</b>	<b>6</b>	<b>1,097</b>
16	Marion	550	573	112	90	93	450	10	7	25	61	1,971
	<b>Total</b>	<b>550</b>	<b>573</b>	<b>112</b>	<b>90</b>	<b>93</b>	<b>450</b>	<b>10</b>	<b>7</b>	<b>25</b>	<b>61</b>	<b>1,971</b>
	Monongalia	520	760	166	63	138	424	9	11	41	43	2,175
	<b>Total</b>	<b>520</b>	<b>760</b>	<b>166</b>	<b>63</b>	<b>138</b>	<b>424</b>	<b>9</b>	<b>11</b>	<b>41</b>	<b>43</b>	<b>2,175</b>
18	Preston	73	60	0	4	13	341	2	9	1	5	508
	<b>Total</b>	<b>73</b>	<b>60</b>	<b>0</b>	<b>4</b>	<b>13</b>	<b>341</b>	<b>2</b>	<b>9</b>	<b>1</b>	<b>5</b>	<b>508</b>
	Barbour	133	165	7	13	26	316	0	9	0	3	672
	Taylor	85	114	13	5	21	214	1	4	0	18	475
	<b>Total</b>	<b>218</b>	<b>279</b>	<b>20</b>	<b>18</b>	<b>47</b>	<b>530</b>	<b>1</b>	<b>13</b>	<b>0</b>	<b>21</b>	<b>1,147</b>
20	Randolph	266	314	14	55	73	249	4	13	46	15	1,049
	<b>Total</b>	<b>266</b>	<b>314</b>	<b>14</b>	<b>55</b>	<b>73</b>	<b>249</b>	<b>4</b>	<b>13</b>	<b>46</b>	<b>15</b>	<b>1,049</b>
	Grant	70	121	9	21	29	66	0	3	0	0	319
	Mineral	94	268	5	37	41	81	1	1	0	9	537
	Tucker	23	27	0	9	3	10	0	2	0	2	76
	<b>Total</b>	<b>187</b>	<b>416</b>	<b>14</b>	<b>67</b>	<b>73</b>	<b>157</b>	<b>1</b>	<b>6</b>	<b>0</b>	<b>11</b>	<b>932</b>
22	Hampshire	191	314	6	18	49	127	0	5	0	59	769
	Hardy	115	287	11	27	28	128	1	1	0	18	616
	Pendleton	47	41	4	2	14	18	0	0	0	3	129
	<b>Total</b>	<b>353</b>	<b>642</b>	<b>21</b>	<b>47</b>	<b>91</b>	<b>273</b>	<b>1</b>	<b>6</b>	<b>0</b>	<b>80</b>	<b>1,514</b>
	Berkeley	400	279	0	53	79	452	7	14	0	8	1,292
23	Jefferson	81	46	0	10	17	95	1	2	0	2	254
	Morgan	45	29	1	18	11	69	2	3	0	0	178
	<b>Total</b>	<b>526</b>	<b>354</b>	<b>1</b>	<b>81</b>	<b>107</b>	<b>616</b>	<b>10</b>	<b>19</b>	<b>0</b>	<b>10</b>	<b>1,724</b>
	Wayne	96	36	5	7	39	344	5	3	1	1	537
	<b>Total</b>	<b>96</b>	<b>36</b>	<b>5</b>	<b>7</b>	<b>39</b>	<b>344</b>	<b>5</b>	<b>3</b>	<b>1</b>	<b>1</b>	<b>537</b>

PUBLIC DEFENDER SERVICES APPOINTED COUNSEL CLAIMS PAID BY CASE TYPE WITHOUT DIRECT EXPENSES OR SUPPLEMENTALS FISCAL YEAR 2022												
Circuit	County	Felony	Misdemeanor	Mental Hygiene	Juvenile	Parole Probation Revocation	Termin/Abuse & Neglect	Habeas	Supreme Court	Municipal Court Charges	Other	Total Claims
25	Boone	86	115	1	66	2	357	0	3	0	3	633
	Lincoln	57	43	15	5	20	257	2	0	0	4	403
	<b>Total</b>	<b>143</b>	<b>158</b>	<b>16</b>	<b>71</b>	<b>22</b>	<b>614</b>	<b>2</b>	<b>3</b>	<b>0</b>	<b>7</b>	<b>1,036</b>
26	Lewis	101	174	557	13	37	151	2	4	0	12	1,051
	Upshur	156	227	17	13	40	106	3	1	0	14	577
	<b>Total</b>	<b>257</b>	<b>401</b>	<b>574</b>	<b>26</b>	<b>77</b>	<b>257</b>	<b>5</b>	<b>5</b>	<b>0</b>	<b>26</b>	<b>1,628</b>
27	Wyoming	251	473	21	54	9	293	0	9	0	8	1,118
	<b>Total</b>	<b>251</b>	<b>473</b>	<b>21</b>	<b>54</b>	<b>9</b>	<b>293</b>	<b>0</b>	<b>9</b>	<b>0</b>	<b>8</b>	<b>1,118</b>
	Nicholas	72	51	1	5	5	304	6	5	0	1	450
28	<b>Total</b>	<b>72</b>	<b>51</b>	<b>1</b>	<b>5</b>	<b>5</b>	<b>304</b>	<b>6</b>	<b>5</b>	<b>0</b>	<b>1</b>	<b>450</b>
	Putnam	239	387	81	172	29	214	1	7	0	29	1,159
	<b>Total</b>	<b>239</b>	<b>387</b>	<b>81</b>	<b>172</b>	<b>29</b>	<b>214</b>	<b>1</b>	<b>7</b>	<b>0</b>	<b>29</b>	<b>1,159</b>
30	Mingo	176	52	1	4	9	130	1	4	0	3	380
	<b>Total</b>	<b>176</b>	<b>52</b>	<b>1</b>	<b>4</b>	<b>9</b>	<b>130</b>	<b>1</b>	<b>4</b>	<b>0</b>	<b>3</b>	<b>380</b>
	Monroe	52	50	5	9	0	14	0	1	0	1	132
31	Summers	59	48	16	13	1	40	1	2	0	0	180
	<b>Total</b>	<b>111</b>	<b>98</b>	<b>21</b>	<b>22</b>	<b>1</b>	<b>54</b>	<b>1</b>	<b>3</b>	<b>0</b>	<b>1</b>	<b>312</b>
	<b>STATE TOTAL</b>	<b>7,656</b>	<b>8,651</b>	<b>2,587</b>	<b>1,455</b>	<b>1,347</b>	<b>12,981</b>	<b>152</b>	<b>382</b>	<b>345</b>	<b>575</b>	<b>36,131</b>
		<b>21.19%</b>	<b>23.94%</b>	<b>7.16%</b>	<b>4.03%</b>	<b>3.73%</b>	<b>35.93%</b>	<b>0.42%</b>	<b>1.06%</b>	<b>0.95%</b>	<b>1.59%</b>	<b>100%</b>

**PUBLIC DEFENDER SERVICES  
 APPOINTED COUNSEL CLAIMS PAID BY CASE TYPE  
 WITHOUT DIRECT EXPENSES OR SUPPLEMENTALS  
 FY 2023**

Felony	7,455
Misdemeanor	7,644
Mental Hygiene	2,177
Juvenile	1,714
Parole/Prob. Rev.	1,133
Term/Abuse & Neglect	9,943
Habeas	147
Supreme Court	287
Municipal Court	586
Other	515
<b>Total Claims Paid</b>	<b>31,601</b>



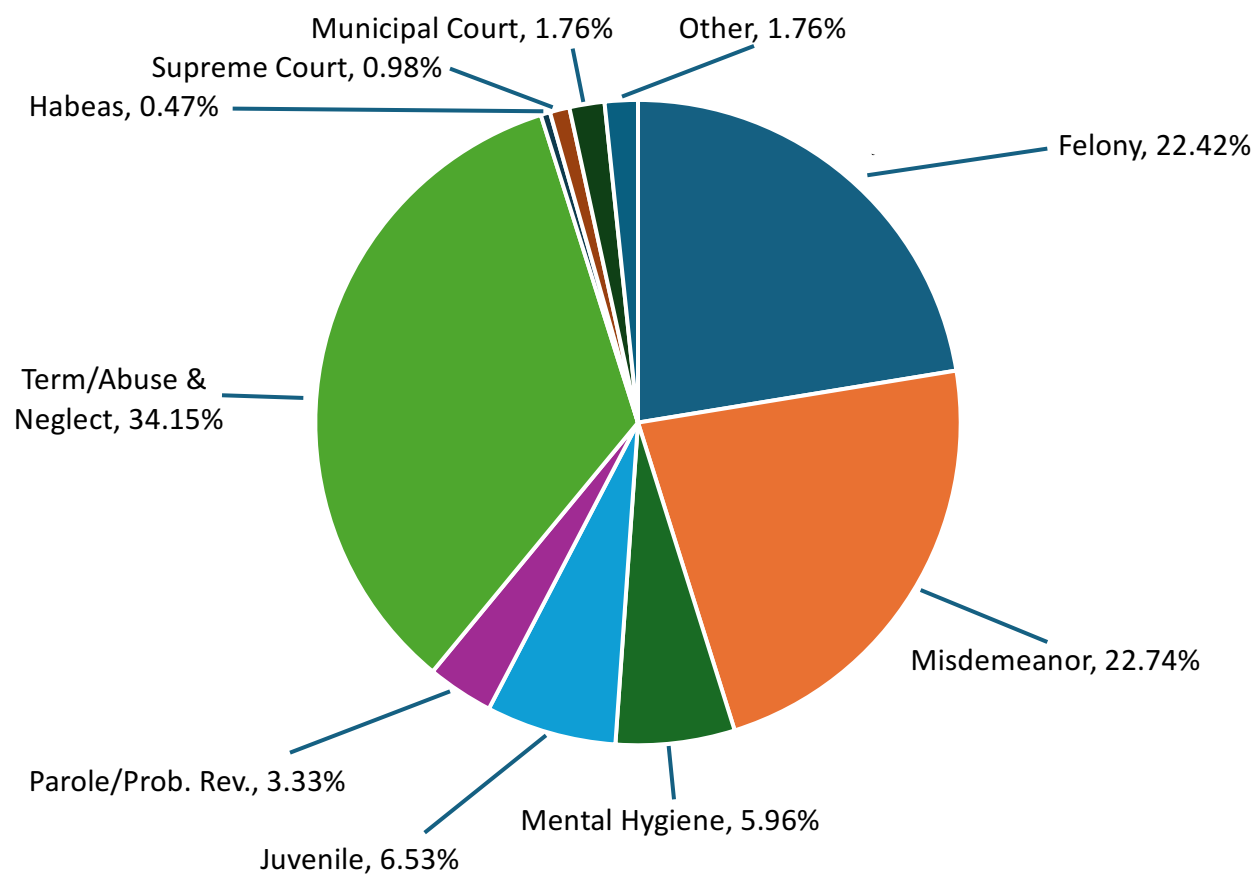
PUBLIC DEFENDER SERVICES APPOINTED COUNSEL CLAIMS PAID BY CASE TYPE WITHOUT DIRECT EXPENSES OR SUPPLEMENTALS FISCAL YEAR 2023												
Circuit	County	Felony	Misdemeanor	Mental Hygiene	Juvenile	Parole Probation Revocation	Termin/Abuse & Neglect	Habeas	Supreme Court	Municipal Court Charges	Other	Total Claims
<b>1</b>	Brooke	58	32	9	14	13	86	0	0	0	2	214
	Hancock	46	78	5	15	7	90	1	0	7	2	251
	Ohio	89	35	32	11	6	314	5	13	0	1	506
	<b>Total</b>	<b>193</b>	<b>145</b>	<b>46</b>	<b>40</b>	<b>26</b>	<b>490</b>	<b>6</b>	<b>13</b>	<b>7</b>	<b>5</b>	<b>971</b>
<b>2</b>	Marshall	73	66	183	17	10	107	1	1	1	1	460
	Tyler	12	27	9	6	9	65	0	0	0	0	128
	Wetzel	51	43	30	4	5	77	1	1	0	1	213
	<b>Total</b>	<b>136</b>	<b>136</b>	<b>222</b>	<b>27</b>	<b>24</b>	<b>249</b>	<b>2</b>	<b>2</b>	<b>1</b>	<b>2</b>	<b>801</b>
<b>3</b>	Doddridge	57	69	7	7	36	78	1	0	0	17	272
	Pleasants	47	104	4	18	10	88	1	0	0	7	279
	Ritchie	63	93	8	29	3	74	0	1	0	3	274
	<b>Total</b>	<b>167</b>	<b>266</b>	<b>19</b>	<b>54</b>	<b>49</b>	<b>240</b>	<b>2</b>	<b>1</b>	<b>0</b>	<b>27</b>	<b>825</b>
	Wirt	2	3	0	0	2	31	0	0	0	0	38
<b>4</b>	Wood	183	154	1	15	8	634	8	11	0	5	1,019
	<b>Total</b>	<b>185</b>	<b>157</b>	<b>1</b>	<b>15</b>	<b>10</b>	<b>665</b>	<b>8</b>	<b>11</b>	<b>0</b>	<b>5</b>	<b>1,057</b>
	Calhoun	32	17	0	13	6	72	0	1	0	1	142
	Jackson	106	50	14	27	17	151	0	4	0	2	371
<b>5</b>	Mason	151	246	11	71	13	203	1	3	0	14	713
	Roane	53	24	7	24	7	133	2	4	0	1	255
	<b>Total</b>	<b>342</b>	<b>337</b>	<b>32</b>	<b>135</b>	<b>43</b>	<b>559</b>	<b>3</b>	<b>12</b>	<b>0</b>	<b>18</b>	<b>1,481</b>
	Cabell	274	148	608	92	79	463	5	14	1	3	1,687
	<b>Total</b>	<b>274</b>	<b>148</b>	<b>608</b>	<b>92</b>	<b>79</b>	<b>463</b>	<b>5</b>	<b>14</b>	<b>1</b>	<b>3</b>	<b>1,687</b>
<b>7</b>	Logan	210	309	0	21	10	166	1	0	0	4	721
	<b>Total</b>	<b>210</b>	<b>309</b>	<b>0</b>	<b>21</b>	<b>10</b>	<b>166</b>	<b>1</b>	<b>0</b>	<b>0</b>	<b>4</b>	<b>721</b>
	McDowell	113	82	0	4	1	92	6	15	0	3	316
	<b>Total</b>	<b>113</b>	<b>82</b>	<b>0</b>	<b>4</b>	<b>1</b>	<b>92</b>	<b>6</b>	<b>15</b>	<b>0</b>	<b>3</b>	<b>316</b>
<b>9</b>	Mercer	390	212	182	206	31	465	4	7	11	22	1,530
	<b>Total</b>	<b>390</b>	<b>212</b>	<b>182</b>	<b>206</b>	<b>31</b>	<b>465</b>	<b>4</b>	<b>7</b>	<b>11</b>	<b>22</b>	<b>1,530</b>
	Raleigh	264	184	8	26	28	319	7	5	2	5	848
	<b>Total</b>	<b>264</b>	<b>184</b>	<b>8</b>	<b>26</b>	<b>28</b>	<b>319</b>	<b>7</b>	<b>5</b>	<b>2</b>	<b>5</b>	<b>848</b>
<b>11</b>	Greenbrier	99	42	11	6	8	105	1	6	1	2	281
	Pocahontas	35	28	0	3	3	56	0	2	0	3	130
	<b>Total</b>	<b>134</b>	<b>70</b>	<b>11</b>	<b>9</b>	<b>11</b>	<b>161</b>	<b>1</b>	<b>8</b>	<b>1</b>	<b>5</b>	<b>411</b>
	Fayette	103	44	0	2	4	200	6	4	5	0	368
<b>Total</b>	<b>103</b>	<b>44</b>	<b>0</b>	<b>2</b>	<b>4</b>	<b>200</b>	<b>6</b>	<b>4</b>	<b>5</b>	<b>0</b>	<b>368</b>	

PUBLIC DEFENDER SERVICES APPOINTED COUNSEL CLAIMS PAID BY CASE TYPE WITHOUT DIRECT EXPENSES OR SUPPLEMENTALS FISCAL YEAR 2023												
Circuit	County	Felony	Misdemeanor	Mental Hygiene	Juvenile	Parole Probation Revocation	Termin/Abuse & Neglect	Habeas	Supreme Court	Municipal Court Charges	Other	Total Claims
13	Kanawha	688	647	0	123	52	1,064	20	68	447	34	3,143
	<b>Total</b>	<b>688</b>	<b>647</b>	<b>0</b>	<b>123</b>	<b>52</b>	<b>1,064</b>	<b>20</b>	<b>68</b>	<b>447</b>	<b>34</b>	<b>3,143</b>
14	Braxton	95	113	17	15	42	173	3	5	1	21	485
	Clay	58	126	1	5	5	78	1	2	0	4	280
	Gilmer	30	62	0	35	3	60	2	1	0	32	225
	Webster	80	72	4	14	10	99	2	2	0	18	301
	<b>Total</b>	<b>263</b>	<b>373</b>	<b>22</b>	<b>69</b>	<b>60</b>	<b>410</b>	<b>8</b>	<b>10</b>	<b>1</b>	<b>75</b>	<b>1,291</b>
15	Harrison	192	139	95	31	21	388	9	16	0	2	893
	<b>Total</b>	<b>192</b>	<b>139</b>	<b>95</b>	<b>31</b>	<b>21</b>	<b>388</b>	<b>9</b>	<b>16</b>	<b>0</b>	<b>2</b>	<b>893</b>
16	Marion	601	674	91	86	94	322	11	9	20	48	1,956
	<b>Total</b>	<b>601</b>	<b>674</b>	<b>91</b>	<b>86</b>	<b>94</b>	<b>322</b>	<b>11</b>	<b>9</b>	<b>20</b>	<b>48</b>	<b>1,956</b>
	Monongalia	469	514	120	35	133	274	3	4	40	51	1,643
	<b>Total</b>	<b>469</b>	<b>514</b>	<b>120</b>	<b>35</b>	<b>133</b>	<b>274</b>	<b>3</b>	<b>4</b>	<b>40</b>	<b>51</b>	<b>1,643</b>
18	Preston	65	29	1	2	15	214	5	10	0	2	343
	<b>Total</b>	<b>65</b>	<b>29</b>	<b>1</b>	<b>2</b>	<b>15</b>	<b>214</b>	<b>5</b>	<b>10</b>	<b>0</b>	<b>2</b>	<b>343</b>
	Barbour	105	132	4	30	7	185	0	3	0	7	473
	Taylor	75	109	13	8	13	141	1	1	0	16	377
	<b>Total</b>	<b>180</b>	<b>241</b>	<b>17</b>	<b>38</b>	<b>20</b>	<b>326</b>	<b>1</b>	<b>4</b>	<b>0</b>	<b>23</b>	<b>850</b>
20	Randolph	290	249	19	66	59	183	2	18	46	14	946
	<b>Total</b>	<b>290</b>	<b>249</b>	<b>19</b>	<b>66</b>	<b>59</b>	<b>183</b>	<b>2</b>	<b>18</b>	<b>46</b>	<b>14</b>	<b>946</b>
	Grant	73	98	11	24	14	76	1	3	0	4	304
	Mineral	95	248	5	43	22	93	0	2	0	6	514
	Tucker	24	38	0	16	5	18	0	2	0	0	103
	<b>Total</b>	<b>192</b>	<b>384</b>	<b>16</b>	<b>83</b>	<b>41</b>	<b>187</b>	<b>1</b>	<b>7</b>	<b>0</b>	<b>10</b>	<b>921</b>
22	Hampshire	96	161	4	19	31	97	1	0	0	46	455
	Hardy	74	191	4	13	19	133	0	3	0	10	447
	Pendleton	28	36	4	1	6	24	0	0	0	5	104
	<b>Total</b>	<b>198</b>	<b>388</b>	<b>12</b>	<b>33</b>	<b>56</b>	<b>254</b>	<b>1</b>	<b>3</b>	<b>0</b>	<b>61</b>	<b>1,006</b>
	Berkeley	434	310	0	58	75	425	11	8	1	7	1,329
23	Jefferson	101	126	0	11	21	94	2	4	0	3	362
	Morgan	31	30	0	12	7	41	2	4	0	1	128
	<b>Total</b>	<b>566</b>	<b>466</b>	<b>0</b>	<b>81</b>	<b>103</b>	<b>560</b>	<b>15</b>	<b>16</b>	<b>1</b>	<b>11</b>	<b>1,819</b>
	Wayne	91	37	10	17	22	273	3	6	0	4	463
	<b>Total</b>	<b>91</b>	<b>37</b>	<b>10</b>	<b>17</b>	<b>22</b>	<b>273</b>	<b>3</b>	<b>6</b>	<b>0</b>	<b>4</b>	<b>463</b>

PUBLIC DEFENDER SERVICES APPOINTED COUNSEL CLAIMS PAID BY CASE TYPE WITHOUT DIRECT EXPENSES OR SUPPLEMENTALS FISCAL YEAR 2023												
Circuit	County	Felony	Misdemeanor	Mental Hygiene	Juvenile	Parole Probation Revocation	Termin/Abuse & Neglect	Habeas	Supreme Court	Municipal Court Charges	Other	Total Claims
25	Boone	95	96	0	38	1	211	1	1	0	2	445
	Lincoln	50	16	14	5	11	130	0	0	1	5	232
	<b>Total</b>	<b>145</b>	<b>112</b>	<b>14</b>	<b>43</b>	<b>12</b>	<b>341</b>	<b>1</b>	<b>1</b>	<b>1</b>	<b>7</b>	<b>677</b>
26	Lewis	109	144	506	40	33	194	2	6	0	10	1,044
	Upshur	153	237	18	26	36	172	3	1	0	10	656
	<b>Total</b>	<b>262</b>	<b>381</b>	<b>524</b>	<b>66</b>	<b>69</b>	<b>366</b>	<b>5</b>	<b>7</b>	<b>0</b>	<b>20</b>	<b>1,700</b>
27	Wyoming	179	335	0	44	19	198	0	2	0	11	788
	<b>Total</b>	<b>179</b>	<b>335</b>	<b>0</b>	<b>44</b>	<b>19</b>	<b>198</b>	<b>0</b>	<b>2</b>	<b>0</b>	<b>11</b>	<b>788</b>
	Nicholas	91	53	0	10	5	171	5	3	0	3	341
28	<b>Total</b>	<b>91</b>	<b>53</b>	<b>0</b>	<b>10</b>	<b>5</b>	<b>171</b>	<b>5</b>	<b>3</b>	<b>0</b>	<b>3</b>	<b>341</b>
	Putnam	236	414	79	209	24	182	5	7	1	34	1,191
	<b>Total</b>	<b>236</b>	<b>414</b>	<b>79</b>	<b>209</b>	<b>24</b>	<b>182</b>	<b>5</b>	<b>7</b>	<b>1</b>	<b>34</b>	<b>1,191</b>
30	Mingo	119	31	2	8	7	114	1	0	1	3	286
	<b>Total</b>	<b>119</b>	<b>31</b>	<b>2</b>	<b>8</b>	<b>7</b>	<b>114</b>	<b>1</b>	<b>0</b>	<b>1</b>	<b>3</b>	<b>286</b>
	Monroe	58	54	4	15	1	12	0	1	0	2	147
31	Summers	59	33	22	24	4	35	0	3	0	1	181
	<b>Total</b>	<b>117</b>	<b>87</b>	<b>26</b>	<b>39</b>	<b>5</b>	<b>47</b>	<b>0</b>	<b>4</b>	<b>0</b>	<b>3</b>	<b>328</b>
	<b>STATE TOTAL</b>	<b>7,455</b>	<b>7,644</b>	<b>2,177</b>	<b>1,714</b>	<b>1,133</b>	<b>9,943</b>	<b>147</b>	<b>287</b>	<b>586</b>	<b>515</b>	<b>31,601</b>
		<b>23.59%</b>	<b>24.19%</b>	<b>6.89%</b>	<b>5.42%</b>	<b>3.59%</b>	<b>31.46%</b>	<b>0.47%</b>	<b>0.91%</b>	<b>1.85%</b>	<b>1.63%</b>	<b>100%</b>

**PUBLIC DEFENDER SERVICES  
 APPOINTED COUNSEL CLAIMS PAID BY CASE TYPE  
 WITHOUT DIRECT EXPENSES OR SUPPLEMENTALS  
 FY 2024**

Felony	6,813
Misdemeanor	6,909
Mental Hygiene	1,812
Juvenile	1,984
Parole/Prob. Rev.	1,012
Term/Abuse & Neglect	10,378
Habeas	143
Supreme Court	299
Municipal Court	534
Other	504
<b>Total Claims Paid</b>	<b>30,388</b>



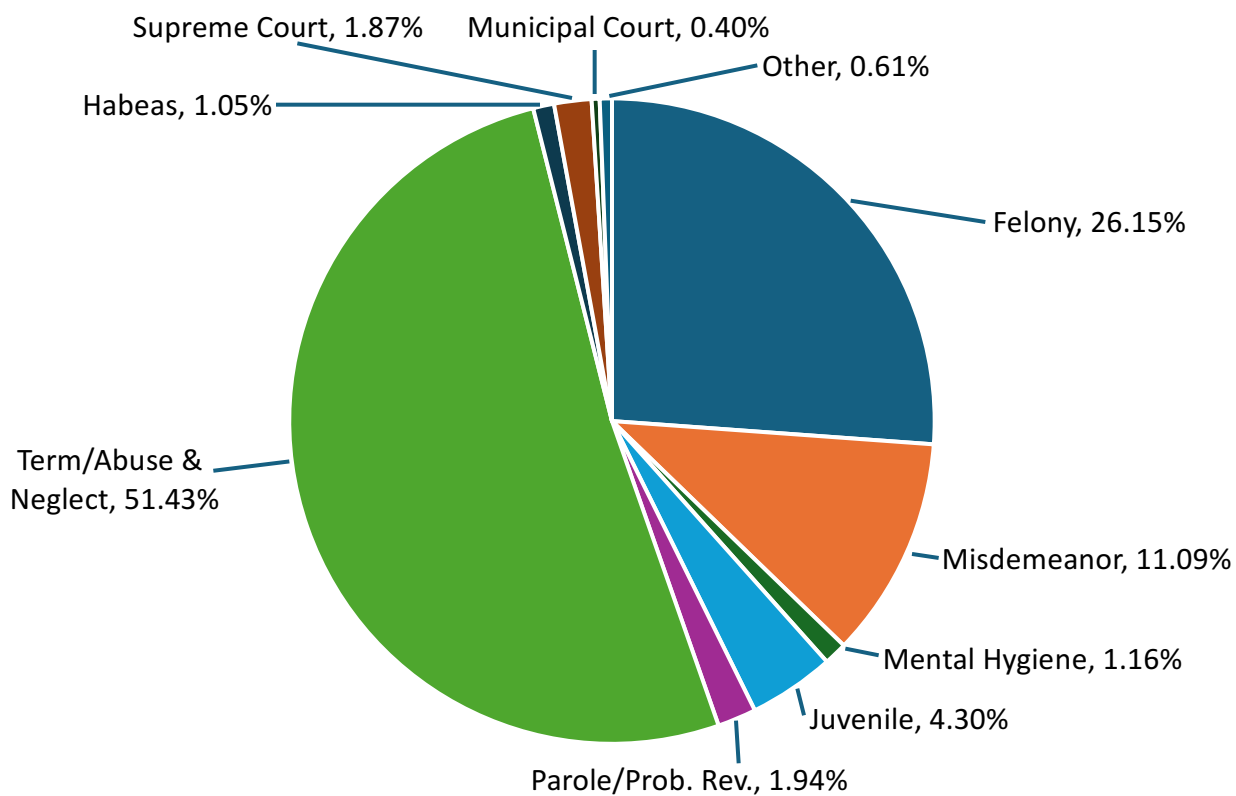
PUBLIC DEFENDER SERVICES APPOINTED COUNSEL CLAIMS PAID BY CASE TYPE WITHOUT DIRECT EXPENSES OR SUPPLEMENTALS FISCAL YEAR 2024												
Circuit	County	Felony	Misdemeanor	Mental Hygiene	Juvenile	Parole Probation Revocation	Termin/Abuse & Neglect	Habeas	Supreme Court	Municipal Court	Other	Total Claims
1	Brooke	88	77	8	9	7	106	0	2	0	2	299
	Hancock	100	53	7	13	8	92	0	0	3	1	277
	Ohio	90	61	39	14	2	334	1	12	0	3	556
	<b>Total</b>	<b>278</b>	<b>191</b>	<b>54</b>	<b>36</b>	<b>17</b>	<b>532</b>	<b>1</b>	<b>14</b>	<b>3</b>	<b>6</b>	<b>1,132</b>
2	Marshall	51	69	151	14	15	191	4	2	0	5	502
	Tyler	18	13	5	8	7	45	0	0	0	1	97
	Wetzel	40	30	18	10	8	152	2	2	0	3	265
	<b>Total</b>	<b>109</b>	<b>112</b>	<b>174</b>	<b>32</b>	<b>30</b>	<b>388</b>	<b>6</b>	<b>4</b>	<b>0</b>	<b>9</b>	<b>864</b>
3	Doddridge	71	72	12	10	43	91	0	3	0	28	330
	Pleasants	59	98	6	27	9	61	1	1	0	6	268
	Ritchie	73	98	3	40	9	108	0	1	1	5	338
	<b>Total</b>	<b>203</b>	<b>268</b>	<b>21</b>	<b>77</b>	<b>61</b>	<b>260</b>	<b>1</b>	<b>5</b>	<b>1</b>	<b>39</b>	<b>936</b>
	Wirt	9	4	0	0	0	36	0	2	0	0	51
4	Wood	129	66	1	17	4	644	2	15	0	2	880
	<b>Total</b>	<b>138</b>	<b>70</b>	<b>1</b>	<b>17</b>	<b>4</b>	<b>680</b>	<b>2</b>	<b>17</b>	<b>0</b>	<b>2</b>	<b>931</b>
	Calhoun	19	11	1	9	1	67	0	3	0	1	112
	Jackson	65	29	33	26	9	137	2	11	0	6	318
5	Mason	178	214	3	75	12	216	0	1	1	13	713
	Roane	66	21	6	39	3	182	4	2	0	5	328
	<b>Total</b>	<b>328</b>	<b>275</b>	<b>43</b>	<b>149</b>	<b>25</b>	<b>602</b>	<b>6</b>	<b>17</b>	<b>1</b>	<b>25</b>	<b>1,471</b>
	Cabell	250	149	572	97	72	522	8	15	0	5	1,690
	<b>Total</b>	<b>250</b>	<b>149</b>	<b>572</b>	<b>97</b>	<b>72</b>	<b>522</b>	<b>8</b>	<b>15</b>	<b>0</b>	<b>5</b>	<b>1,690</b>
7	Logan	163	119	0	6	11	163	2	0	0	4	468
	<b>Total</b>	<b>163</b>	<b>119</b>	<b>0</b>	<b>6</b>	<b>11</b>	<b>163</b>	<b>2</b>	<b>0</b>	<b>0</b>	<b>4</b>	<b>468</b>
	McDowell	138	128	2	13	1	91	1	2	0	1	377
	<b>Total</b>	<b>138</b>	<b>128</b>	<b>2</b>	<b>13</b>	<b>1</b>	<b>91</b>	<b>1</b>	<b>2</b>	<b>0</b>	<b>1</b>	<b>377</b>
9	Mercer	343	212	124	208	18	548	5	6	12	19	1,495
	<b>Total</b>	<b>343</b>	<b>212</b>	<b>124</b>	<b>208</b>	<b>18</b>	<b>548</b>	<b>5</b>	<b>6</b>	<b>12</b>	<b>19</b>	<b>1,495</b>
	Raleigh	251	185	1	37	34	242	2	5	0	1	758
	<b>Total</b>	<b>251</b>	<b>185</b>	<b>1</b>	<b>37</b>	<b>34</b>	<b>242</b>	<b>2</b>	<b>5</b>	<b>0</b>	<b>1</b>	<b>758</b>
11	Greenbrier	95	44	19	10	5	108	0	5	2	4	292
	Pocahontas	34	23	0	0	2	51	1	2	0	2	115
	<b>Total</b>	<b>129</b>	<b>67</b>	<b>19</b>	<b>10</b>	<b>7</b>	<b>159</b>	<b>1</b>	<b>7</b>	<b>2</b>	<b>6</b>	<b>407</b>
	Fayette	66	12	1	6	8	174	3	2	3	1	276
12	<b>Total</b>	<b>66</b>	<b>12</b>	<b>1</b>	<b>6</b>	<b>8</b>	<b>174</b>	<b>3</b>	<b>2</b>	<b>3</b>	<b>1</b>	<b>276</b>

PUBLIC DEFENDER SERVICES APPOINTED COUNSEL CLAIMS PAID BY CASE TYPE WITHOUT DIRECT EXPENSES OR SUPPLEMENTALS FISCAL YEAR 2024												
Circuit	County	Felony	Misdemeanor	Mental Hygiene	Juvenile	Parole Probation Revocation	Termin/Abuse & Neglect	Habeas	Supreme Court	Municipal Court	Other	Total Claims
13	Kanawha	716	449	2	117	44	1,052	10	55	441	33	2,919
	<b>Total</b>	<b>716</b>	<b>449</b>	<b>2</b>	<b>117</b>	<b>44</b>	<b>1,052</b>	<b>10</b>	<b>55</b>	<b>441</b>	<b>33</b>	<b>2,919</b>
14	Braxton	109	138	17	14	29	145	2	1	0	14	469
	Clay	69	82	0	11	4	88	3	6	0	3	266
	Gilmer	35	63	0	32	6	47	1	2	0	35	221
	Webster	72	68	3	12	16	156	1	3	0	4	335
	<b>Total</b>	<b>285</b>	<b>351</b>	<b>20</b>	<b>69</b>	<b>55</b>	<b>436</b>	<b>7</b>	<b>12</b>	<b>0</b>	<b>56</b>	<b>1,291</b>
15	Harrison	127	146	77	17	24	373	9	31	0	5	809
	<b>Total</b>	<b>127</b>	<b>146</b>	<b>77</b>	<b>17</b>	<b>24</b>	<b>373</b>	<b>9</b>	<b>31</b>	<b>0</b>	<b>5</b>	<b>809</b>
16	Marion	413	544	146	74	83	271	7	7	17	48	1,610
	<b>Total</b>	<b>413</b>	<b>544</b>	<b>146</b>	<b>74</b>	<b>83</b>	<b>271</b>	<b>7</b>	<b>7</b>	<b>17</b>	<b>48</b>	<b>1,610</b>
	Monongalia	380	293	110	45	86	364	19	4	13	40	1,354
	<b>Total</b>	<b>380</b>	<b>293</b>	<b>110</b>	<b>45</b>	<b>86</b>	<b>364</b>	<b>19</b>	<b>4</b>	<b>13</b>	<b>40</b>	<b>1,354</b>
18	Preston	46	37	1	4	16	265	4	4	0	2	379
	<b>Total</b>	<b>46</b>	<b>37</b>	<b>1</b>	<b>4</b>	<b>16</b>	<b>265</b>	<b>4</b>	<b>4</b>	<b>0</b>	<b>2</b>	<b>379</b>
	Barbour	89	169	6	16	14	203	2	8	0	6	513
19	Taylor	107	171	11	25	28	157	1	0	0	18	518
	<b>Total</b>	<b>196</b>	<b>340</b>	<b>17</b>	<b>41</b>	<b>42</b>	<b>360</b>	<b>3</b>	<b>8</b>	<b>0</b>	<b>24</b>	<b>1,031</b>
20	Randolph	205	229	24	61	35	141	5	16	33	12	761
	<b>Total</b>	<b>205</b>	<b>229</b>	<b>24</b>	<b>61</b>	<b>35</b>	<b>141</b>	<b>5</b>	<b>16</b>	<b>33</b>	<b>12</b>	<b>761</b>
	Grant	63	80	7	21	24	67	0	1	0	0	263
21	Mineral	115	245	5	80	21	129	2	3	0	6	606
	Tucker	21	16	0	11	3	25	0	1	0	0	77
	<b>Total</b>	<b>199</b>	<b>341</b>	<b>12</b>	<b>112</b>	<b>48</b>	<b>221</b>	<b>2</b>	<b>5</b>	<b>0</b>	<b>6</b>	<b>946</b>
	Hampshire	114	178	4	19	26	92	2	6	0	33	474
22	Hardy	73	128	1	25	13	60	0	3	0	17	320
	Pendleton	35	22	1	0	10	33	0	1	0	5	107
	<b>Total</b>	<b>222</b>	<b>328</b>	<b>6</b>	<b>44</b>	<b>49</b>	<b>185</b>	<b>2</b>	<b>10</b>	<b>0</b>	<b>55</b>	<b>901</b>
23	Berkeley	312	297	0	73	57	420	9	11	1	10	1,190
	Jefferson	101	197	0	27	19	116	0	3	0	6	469
	Morgan	29	38	0	6	3	70	2	4	0	0	152
	<b>Total</b>	<b>442</b>	<b>532</b>	<b>0</b>	<b>106</b>	<b>79</b>	<b>606</b>	<b>11</b>	<b>18</b>	<b>1</b>	<b>16</b>	<b>1,811</b>
24	Wayne	73	46	25	14	30	300	9	7	2	5	511
	<b>Total</b>	<b>73</b>	<b>46</b>	<b>25</b>	<b>14</b>	<b>30</b>	<b>300</b>	<b>9</b>	<b>7</b>	<b>2</b>	<b>5</b>	<b>511</b>

PUBLIC DEFENDER SERVICES APPOINTED COUNSEL CLAIMS PAID BY CASE TYPE WITHOUT DIRECT EXPENSES OR SUPPLEMENTALS FISCAL YEAR 2024												
Circuit	County	Felony	Misdemeanor	Mental Hygiene	Juvenile	Parole Probation Revocation	Termin/Abuse & Neglect	Habeas	Supreme Court	Municipal Court	Other	Total Claims
25	Boone	75	74	0	85	2	139	0	3	0	1	379
	Lincoln	54	25	18	9	6	124	3	1	0	5	245
	<b>Total</b>	<b>129</b>	<b>99</b>	<b>18</b>	<b>94</b>	<b>8</b>	<b>263</b>	<b>3</b>	<b>4</b>	<b>0</b>	<b>6</b>	<b>624</b>
26	Lewis	94	165	247	36	28	123	4	4	0	17	718
	Upshur	153	218	9	64	36	169	1	2	0	16	668
	<b>Total</b>	<b>247</b>	<b>383</b>	<b>256</b>	<b>100</b>	<b>64</b>	<b>292</b>	<b>5</b>	<b>6</b>	<b>0</b>	<b>33</b>	<b>1,386</b>
27	Wyoming	189	382	16	62	17	264	1	6	0	14	951
	<b>Total</b>	<b>189</b>	<b>382</b>	<b>16</b>	<b>62</b>	<b>17</b>	<b>264</b>	<b>1</b>	<b>6</b>	<b>0</b>	<b>14</b>	<b>951</b>
	Nicholas	67	45	1	5	3	241	2	7	0	0	371
28	<b>Total</b>	<b>67</b>	<b>45</b>	<b>1</b>	<b>5</b>	<b>3</b>	<b>241</b>	<b>2</b>	<b>7</b>	<b>0</b>	<b>0</b>	<b>371</b>
	Putnam	253	420	49	280	33	180	3	2	4	28	1,252
	<b>Total</b>	<b>253</b>	<b>420</b>	<b>49</b>	<b>280</b>	<b>33</b>	<b>180</b>	<b>3</b>	<b>2</b>	<b>4</b>	<b>28</b>	<b>1,252</b>
30	Mingo	117	37	0	8	3	154	1	1	1	1	323
	<b>Total</b>	<b>117</b>	<b>37</b>	<b>0</b>	<b>8</b>	<b>3</b>	<b>154</b>	<b>1</b>	<b>1</b>	<b>1</b>	<b>1</b>	<b>323</b>
	Monroe	50	78	6	22	1	18	1	2	0	1	179
31	Summers	61	41	14	21	4	31	1	0	0	1	174
	<b>Total</b>	<b>111</b>	<b>119</b>	<b>20</b>	<b>43</b>	<b>5</b>	<b>49</b>	<b>2</b>	<b>2</b>	<b>0</b>	<b>2</b>	<b>353</b>
	<b>STATE TOTAL</b>	<b>6,813</b>	<b>6,909</b>	<b>1,812</b>	<b>1,984</b>	<b>1,012</b>	<b>10,378</b>	<b>143</b>	<b>299</b>	<b>534</b>	<b>504</b>	<b>30,388</b>
		<b>22.42%</b>	<b>22.74%</b>	<b>5.96%</b>	<b>6.53%</b>	<b>3.33%</b>	<b>34.15%</b>	<b>0.47%</b>	<b>0.98%</b>	<b>1.76%</b>	<b>1.66%</b>	<b>100%</b>

**PUBLIC DEFENDER SERVICES  
 APPOINTED COUNSEL FEES PAID BY CASE TYPE  
 FY 2022**

Felony	\$7,526,902.50
Misdemeanor	\$3,193,676.50
Mental Hygiene	\$333,130.50
Juvenile	\$1,237,164.00
Parole/Prob. Rev.	\$557,420.00
Term/Abuse & Neglect	\$14,802,604.50
Habeas	\$301,874.00
Supreme Court	\$539,752.00
Municipal Court	\$116,713.00
Other	\$174,640.00
<b>Total Fees Paid</b>	<b>\$28,783,880.00</b>



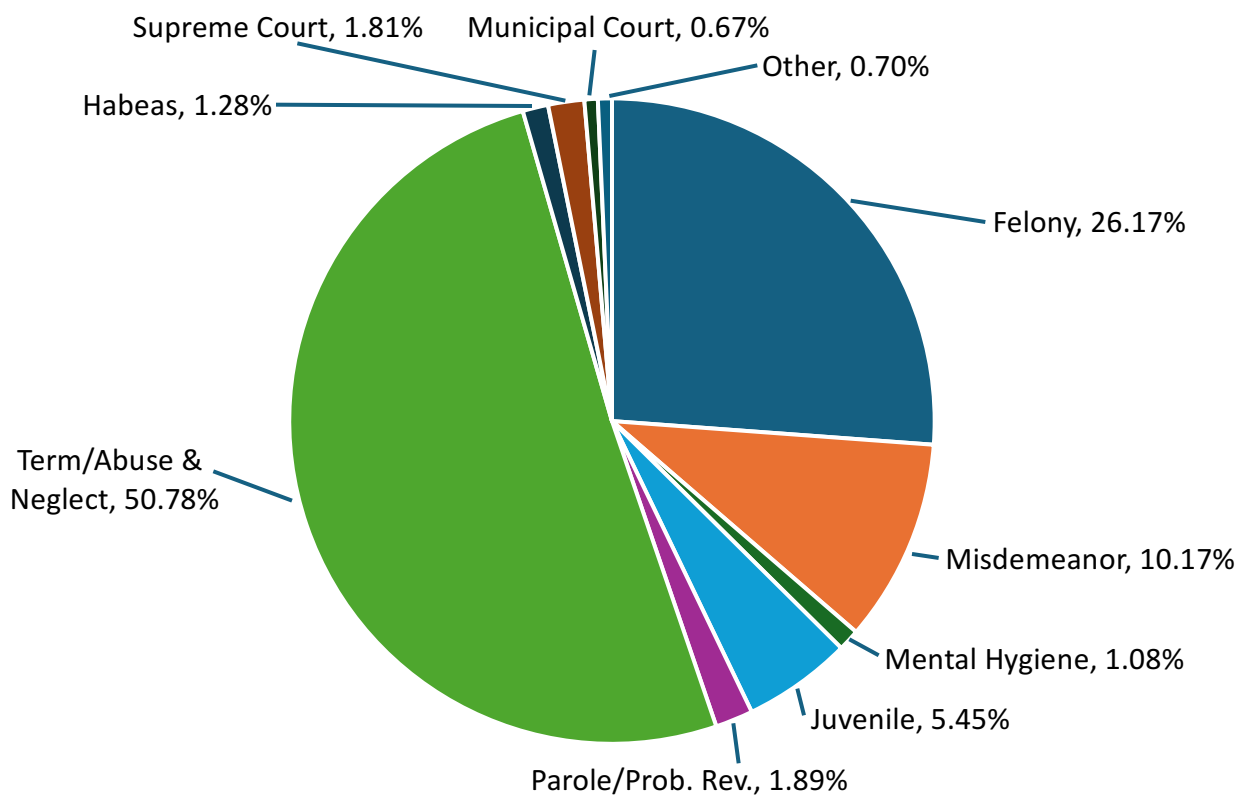
PUBLIC DEFENDER SERVICES APPOINTED COUNSEL FEES BY CASE TYPE FISCAL YEAR 2022													
Circuit	County	Felony	Misdemeanor	Mental Hygiene	Juvenile	Parole Probation Revocation	Termin/Abuse & Neglect	Habeas	Supreme Court	Municipal Court	Other	Total Claims	
1	Brooke	\$50,438.00	\$34,138.50	\$3,522.00	\$10,728.00	\$2,094.00	\$148,028.00	-	-	-	\$2,458.00	\$251,406.50	
	Hancock	\$122,046.00	\$39,522.00	\$2,078.00	\$21,406.00	\$5,408.00	\$203,772.00	-	\$13,068.00	\$920.00	\$4,215.00	\$412,435.00	
	Ohio	\$74,599.50	\$26,560.00	\$12,611.00	\$6,814.00	\$6,360.00	\$504,776.50	\$15,852.00	\$30,545.00	-	\$308.00	\$678,426.00	
	<b>Total</b>	<b>\$247,083.50</b>	<b>\$100,220.50</b>	<b>\$18,211.00</b>	<b>\$38,948.00</b>	<b>\$13,862.00</b>	<b>\$856,576.50</b>	<b>\$15,852.00</b>	<b>\$43,613.00</b>	<b>\$920.00</b>	<b>\$6,981.00</b>	<b>\$1,342,267.50</b>	
2	Marshall	\$53,666.50	\$21,592.00	\$25,576.00	\$5,408.00	\$4,712.00	\$91,766.00	\$10,488.00	-	-	\$1,174.00	\$214,382.50	
	Tyler	\$19,698.00	\$29,722.00	\$3,364.00	\$4,506.50	\$4,914.00	\$37,595.00	-	-	-	-	\$99,799.50	
	Wetzel	\$46,204.00	\$27,580.00	\$7,814.00	\$150.00	\$3,336.00	\$79,096.00	-	\$696.00	-	-	\$164,876.00	
<b>Total</b>	<b>\$119,568.50</b>	<b>\$78,894.00</b>	<b>\$36,754.00</b>	<b>\$10,064.50</b>	<b>\$12,962.00</b>	<b>\$208,457.00</b>	<b>\$10,488.00</b>	<b>\$696.00</b>	<b>\$0.00</b>	<b>\$0.00</b>	<b>\$1,174.00</b>	<b>\$479,058.00</b>	
3	Doddrige	\$61,724.50	\$35,520.50	\$1,976.00	\$4,198.00	\$22,674.00	\$94,607.50	-	-	-	\$3,100.00	\$223,800.50	
	Pleasants	\$49,548.00	\$36,186.00	\$996.00	\$28,867.50	\$3,601.50	\$87,506.50	-	\$1,408.00	-	\$2,518.00	\$210,631.50	
	Ritchie	\$62,616.50	\$49,814.00	\$1,072.00	\$17,854.50	\$6,416.00	\$155,119.00	-	-	-	\$1,064.00	\$293,956.00	
	<b>Total</b>	<b>\$173,889.00</b>	<b>\$121,520.50</b>	<b>\$4,044.00</b>	<b>\$50,920.00</b>	<b>\$32,691.50</b>	<b>\$337,233.00</b>	<b>\$0.00</b>	<b>\$1,408.00</b>	<b>\$0.00</b>	<b>\$0.00</b>	<b>\$6,682.00</b>	<b>\$728,388.00</b>
	Wirt	\$4,766.00	\$1,230.00	-	-	\$1,620.00	\$40,409.50	\$2,552.50	-	-	-	-	\$50,578.00
4	Wood	\$189,310.00	\$47,507.00	\$11,440.00	\$4,587.00	\$5,146.00	\$678,038.00	\$5,982.00	\$30,741.00	-	\$3,062.00	\$975,813.00	
	<b>Total</b>	<b>\$194,076.00</b>	<b>\$48,737.00</b>	<b>\$11,440.00</b>	<b>\$4,587.00</b>	<b>\$6,766.00</b>	<b>\$718,447.50</b>	<b>\$8,534.50</b>	<b>\$30,741.00</b>	<b>\$0.00</b>	<b>\$3,062.00</b>	<b>\$1,026,391.00</b>	
	Calhoun	\$41,409.50	\$3,982.00	\$678.00	\$54,790.00	\$2,696.00	\$60,994.00	-	\$2,478.00	-	-	\$167,027.50	
5	Jackson	\$144,541.50	\$20,910.50	\$13,872.00	\$23,105.50	\$6,453.50	\$243,601.00	\$7,255.50	\$5,010.00	-	\$1,411.00	\$466,160.50	
	Mason	\$163,572.50	\$87,939.00	\$2,906.00	\$45,211.50	\$9,025.50	\$215,659.00	\$3,420.00	\$4,722.00	-	\$3,996.00	\$536,451.50	
	Roane	\$58,948.00	\$7,404.00	-	\$27,130.00	\$3,218.00	\$128,261.00	-	\$5,686.00	-	\$3,316.00	\$233,963.00	
	<b>Total</b>	<b>\$408,471.50</b>	<b>\$120,235.50</b>	<b>\$17,456.00</b>	<b>\$150,237.00</b>	<b>\$21,393.00</b>	<b>\$648,515.00</b>	<b>\$10,675.50</b>	<b>\$17,896.00</b>	<b>\$0.00</b>	<b>\$8,723.00</b>	<b>\$1,403,602.50</b>	
	Cabell	\$381,795.50	\$45,990.50	\$48,911.50	\$29,240.00	\$32,968.00	\$609,334.00	\$24,563.00	\$27,814.00	-	\$1,166.00	\$1,201,782.50	
6	<b>Total</b>	<b>\$381,795.50</b>	<b>\$45,990.50</b>	<b>\$48,911.50</b>	<b>\$29,240.00</b>	<b>\$32,968.00</b>	<b>\$609,334.00</b>	<b>\$24,563.00</b>	<b>\$27,814.00</b>	<b>\$0.00</b>	<b>\$1,166.00</b>	<b>\$1,201,782.50</b>	
	Logan	\$186,191.50	\$161,163.00	-	\$17,938.00	\$12,355.50	\$294,278.50	\$2,934.00	\$9,370.00	-	\$2,988.00	\$687,218.50	
	<b>Total</b>	<b>\$186,191.50</b>	<b>\$161,163.00</b>	<b>\$0.00</b>	<b>\$17,938.00</b>	<b>\$12,355.50</b>	<b>\$294,278.50</b>	<b>\$2,934.00</b>	<b>\$9,370.00</b>	<b>\$0.00</b>	<b>\$2,988.00</b>	<b>\$687,218.50</b>	
7	McDowell	\$131,187.50	\$47,402.00	\$934.00	\$9,496.00	-	\$226,432.50	\$3,546.00	\$13,614.00	-	\$70.00	\$432,682.00	
	<b>Total</b>	<b>\$131,187.50</b>	<b>\$47,402.00</b>	<b>\$934.00</b>	<b>\$9,496.00</b>	<b>\$0.00</b>	<b>\$226,432.50</b>	<b>\$3,546.00</b>	<b>\$13,614.00</b>	<b>\$0.00</b>	<b>\$70.00</b>	<b>\$432,682.00</b>	
	Mercer	\$575,895.50	\$78,510.00	\$10,826.50	\$178,741.00	\$20,050.50	\$816,252.50	\$22,644.50	\$13,102.00	\$9,712.00	\$16,911.50	\$1,742,646.00	
9	<b>Total</b>	<b>\$575,895.50</b>	<b>\$78,510.00</b>	<b>\$10,826.50</b>	<b>\$178,741.00</b>	<b>\$20,050.50</b>	<b>\$816,252.50</b>	<b>\$22,644.50</b>	<b>\$13,102.00</b>	<b>\$9,712.00</b>	<b>\$16,911.50</b>	<b>\$1,742,646.00</b>	
	Raleigh	\$317,324.50	\$101,466.00	\$766.00	\$5,150.00	\$10,800.00	\$581,170.00	\$10,246.00	\$20,732.00	-	\$2,440.00	\$1,050,094.50	
	<b>Total</b>	<b>\$317,324.50</b>	<b>\$101,466.00</b>	<b>\$766.00</b>	<b>\$5,150.00</b>	<b>\$10,800.00</b>	<b>\$581,170.00</b>	<b>\$10,246.00</b>	<b>\$20,732.00</b>	<b>\$0.00</b>	<b>\$2,440.00</b>	<b>\$1,050,094.50</b>	
11	Greenbrier	\$136,418.50	\$11,154.00	\$2,346.00	\$4,782.00	\$2,950.00	\$268,713.00	\$3,368.00	\$6,046.00	-	\$3,065.00	\$438,842.50	
	Pocahontas	\$45,682.50	\$14,608.00	-	\$896.00	-	\$65,486.00	-	-	-	\$408.00	\$127,080.50	
	<b>Total</b>	<b>\$182,101.00</b>	<b>\$25,762.00</b>	<b>\$2,346.00</b>	<b>\$5,678.00</b>	<b>\$2,950.00</b>	<b>\$334,199.00</b>	<b>\$3,368.00</b>	<b>\$6,046.00</b>	<b>\$0.00</b>	<b>\$3,473.00</b>	<b>\$565,923.00</b>	
12	Fayette	\$128,175.00	\$15,035.50	-	\$7,274.00	\$3,160.00	\$381,095.00	\$5,350.00	\$10,746.00	\$64.00	\$504.00	\$551,403.50	
	<b>Total</b>	<b>\$128,175.00</b>	<b>\$15,035.50</b>	<b>\$0.00</b>	<b>\$7,274.00</b>	<b>\$3,160.00</b>	<b>\$381,095.00</b>	<b>\$5,350.00</b>	<b>\$10,746.00</b>	<b>\$64.00</b>	<b>\$504.00</b>	<b>\$551,403.50</b>	

PUBLIC DEFENDER SERVICES APPOINTED COUNSEL FEES BY CASE TYPE FISCAL YEAR 2022												
Circuit	County	Felony	Misdemeanor	Mental Hygiene	Juvenile	Parole Probation Revocation	Termin/Abuse & Neglect	Habeas	Supreme Court	Municipal Court	Other	Total Claims
13	Kanawha	\$408,171.00	\$168,429.50	-	\$69,104.00	\$26,742.00	\$1,755,448.00	\$34,468.00	\$94,128.00	\$68,635.00	\$15,574.00	\$2,640,699.50
	<b>Total</b>	<b>\$408,171.00</b>	<b>\$168,429.50</b>	<b>\$0.00</b>	<b>\$69,104.00</b>	<b>\$26,742.00</b>	<b>\$1,755,448.00</b>	<b>\$34,468.00</b>	<b>\$94,128.00</b>	<b>\$68,635.00</b>	<b>\$15,574.00</b>	<b>\$2,640,699.50</b>
	Braxton	\$80,623.50	\$45,254.00	\$916.00	\$12,703.50	\$15,918.00	\$240,119.00	\$2,364.00	\$5,624.00	-	\$3,680.00	\$407,202.00
	Clay	\$50,472.00	\$26,683.00	\$56.00	\$364.00	\$5,212.00	\$116,002.00	\$1,332.00	\$1,620.00	-	\$2,242.50	\$203,983.50
14	Gilmer	\$32,438.00	\$21,010.00	\$226.00	\$15,109.50	\$2,938.00	\$137,894.00	\$2,380.00	\$4,446.00	-	\$3,018.00	\$219,459.50
	Webster	\$61,934.00	\$27,988.00	\$850.00	\$8,605.50	\$7,414.00	\$145,493.00	\$2,338.00	\$1,290.00	-	\$3,644.00	\$259,556.50
	<b>Total</b>	<b>\$225,467.50</b>	<b>\$120,935.00</b>	<b>\$2,048.00</b>	<b>\$36,782.50</b>	<b>\$31,482.00</b>	<b>\$639,508.00</b>	<b>\$8,414.00</b>	<b>\$12,980.00</b>	<b>\$0.00</b>	<b>\$12,584.50</b>	<b>\$1,090,201.50</b>
	Harrison	\$198,835.00	\$130,607.50	\$12,518.00	\$8,440.50	\$7,252.00	\$387,812.00	\$21,301.50	\$31,778.50	-	\$932.00	\$799,477.00
15	<b>Total</b>	<b>\$198,835.00</b>	<b>\$130,607.50</b>	<b>\$12,518.00</b>	<b>\$8,440.50</b>	<b>\$7,252.00</b>	<b>\$387,812.00</b>	<b>\$21,301.50</b>	<b>\$31,778.50</b>	<b>\$0.00</b>	<b>\$932.00</b>	<b>\$799,477.00</b>
	Marion	\$486,649.50	\$226,341.00	\$24,726.00	\$65,071.00	\$43,090.00	\$528,683.00	\$29,411.00	\$13,366.00	\$8,790.00	\$20,388.50	\$1,446,516.00
	<b>Total</b>	<b>\$486,649.50</b>	<b>\$226,341.00</b>	<b>\$24,726.00</b>	<b>\$65,071.00</b>	<b>\$43,090.00</b>	<b>\$528,683.00</b>	<b>\$29,411.00</b>	<b>\$13,366.00</b>	<b>\$8,790.00</b>	<b>\$20,388.50</b>	<b>\$1,446,516.00</b>
	Monongalia	\$487,092.50	\$375,949.50	\$20,782.00	\$52,723.50	\$62,780.00	\$463,223.00	\$15,633.50	\$25,770.00	\$14,658.00	\$19,460.50	\$1,538,072.50
17	<b>Total</b>	<b>\$487,092.50</b>	<b>\$375,949.50</b>	<b>\$20,782.00</b>	<b>\$52,723.50</b>	<b>\$62,780.00</b>	<b>\$463,223.00</b>	<b>\$15,633.50</b>	<b>\$25,770.00</b>	<b>\$14,658.00</b>	<b>\$19,460.50</b>	<b>\$1,538,072.50</b>
	Preston	\$96,929.50	\$25,028.00	-	\$2,336.00	\$6,252.00	\$344,902.00	\$4,495.00	\$19,900.00	\$738.00	\$4,074.00	\$504,654.50
	<b>Total</b>	<b>\$96,929.50</b>	<b>\$25,028.00</b>	<b>\$0.00</b>	<b>\$2,336.00</b>	<b>\$6,252.00</b>	<b>\$344,902.00</b>	<b>\$4,495.00</b>	<b>\$19,900.00</b>	<b>\$738.00</b>	<b>\$4,074.00</b>	<b>\$504,654.50</b>
	Barbour	\$104,087.00	\$42,935.00	\$2,424.50	\$9,335.00	\$10,968.00	\$328,884.50	-	\$9,826.00	-	\$626.00	\$509,086.00
19	Taylor	\$53,625.50	\$33,953.50	\$2,196.00	\$645.00	\$7,146.00	\$144,950.50	\$1,273.50	\$6,156.00	-	\$2,188.00	\$252,134.00
	<b>Total</b>	<b>\$157,712.50</b>	<b>\$76,888.50</b>	<b>\$4,620.50</b>	<b>\$9,980.00</b>	<b>\$18,114.00</b>	<b>\$473,835.00</b>	<b>\$1,273.50</b>	<b>\$15,982.00</b>	<b>\$0.00</b>	<b>\$2,814.00</b>	<b>\$761,220.00</b>
	Randolph	\$244,799.50	\$132,748.50	\$2,332.00	\$46,560.00	\$27,880.00	\$281,922.50	\$3,555.00	\$18,506.00	\$12,670.00	\$3,564.00	\$774,537.50
	<b>Total</b>	<b>\$244,799.50</b>	<b>\$132,748.50</b>	<b>\$2,332.00</b>	<b>\$46,560.00</b>	<b>\$27,880.00</b>	<b>\$281,922.50</b>	<b>\$3,555.00</b>	<b>\$18,506.00</b>	<b>\$12,670.00</b>	<b>\$12,670.00</b>	<b>\$3,564.00</b>
20	Grant	\$58,656.50	\$44,518.00	\$1,496.00	\$10,785.00	\$7,892.00	\$64,264.50	-	\$12,472.00	-	\$0.00	\$200,084.00
	Mineral	\$101,555.50	\$64,997.50	\$1,042.00	\$7,855.50	\$9,447.00	\$97,692.00	\$780.00	\$2,016.00	-	\$2,444.00	\$287,829.50
	Tucker	\$44,079.00	\$10,736.00	-	\$6,946.00	\$1,818.00	\$16,002.00	-	\$3,340.00	-	\$342.00	\$83,263.00
	<b>Total</b>	<b>\$204,291.00</b>	<b>\$120,251.50</b>	<b>\$2,538.00</b>	<b>\$25,586.50</b>	<b>\$19,157.00</b>	<b>\$177,958.50</b>	<b>\$780.00</b>	<b>\$17,828.00</b>	<b>\$0.00</b>	<b>\$2,786.00</b>	<b>\$571,176.50</b>
21	Hampshire	\$134,508.00	\$84,672.00	\$808.00	\$15,905.50	\$13,098.00	\$192,246.50	-	\$3,930.00	-	\$7,220.00	\$452,388.00
	Hardy	\$87,427.50	\$108,590.00	\$1,786.00	\$38,234.00	\$6,488.50	\$172,247.50	\$1,080.00	\$822.00	-	\$2,030.00	\$418,705.50
	Pendleton	\$55,144.00	\$13,620.00	\$450.00	\$4,018.00	\$4,134.00	\$34,658.00	-	-	-	\$324.00	\$112,348.00
	<b>Total</b>	<b>\$277,079.50</b>	<b>\$206,882.00</b>	<b>\$3,044.00</b>	<b>\$58,157.50</b>	<b>\$23,720.50</b>	<b>\$399,152.00</b>	<b>\$1,080.00</b>	<b>\$4,752.00</b>	<b>\$0.00</b>	<b>\$9,574.00</b>	<b>\$983,441.50</b>
22	Berkeley	\$343,543.50	\$78,390.00	-	\$45,709.00	\$35,916.00	\$646,417.50	\$24,828.50	\$21,575.50	-	\$2,488.00	\$1,198,868.00
	Jefferson	\$90,847.50	\$13,945.50	-	\$8,931.50	\$6,124.00	\$154,864.50	\$1,818.00	\$6,274.00	-	\$576.00	\$283,381.00
	Morgan	\$53,525.00	\$14,070.00	\$520.00	\$16,575.00	\$7,890.00	\$125,480.50	\$3,302.00	\$4,212.00	-	\$0.00	\$225,574.50
	<b>Total</b>	<b>\$487,916.00</b>	<b>\$106,405.50</b>	<b>\$520.00</b>	<b>\$71,215.50</b>	<b>\$49,930.00</b>	<b>\$926,762.50</b>	<b>\$29,948.50</b>	<b>\$32,061.50</b>	<b>\$0.00</b>	<b>\$3,064.00</b>	<b>\$1,707,823.50</b>
23	Wayne	\$91,548.00	\$13,502.00	\$786.00	\$2,286.00	\$14,584.00	\$290,288.50	\$10,114.50	\$5,670.00	\$526.00	\$162.00	\$429,467.00
	<b>Total</b>	<b>\$91,548.00</b>	<b>\$13,502.00</b>	<b>\$786.00</b>	<b>\$2,286.00</b>	<b>\$14,584.00</b>	<b>\$290,288.50</b>	<b>\$10,114.50</b>	<b>\$5,670.00</b>	<b>\$526.00</b>	<b>\$162.00</b>	<b>\$429,467.00</b>
	Wayne	\$91,548.00	\$13,502.00	\$786.00	\$2,286.00	\$14,584.00	\$290,288.50	\$10,114.50	\$5,670.00	\$526.00	\$162.00	\$429,467.00
	<b>Total</b>	<b>\$91,548.00</b>	<b>\$13,502.00</b>	<b>\$786.00</b>	<b>\$2,286.00</b>	<b>\$14,584.00</b>	<b>\$290,288.50</b>	<b>\$10,114.50</b>	<b>\$5,670.00</b>	<b>\$526.00</b>	<b>\$162.00</b>	<b>\$429,467.00</b>

PUBLIC DEFENDER SERVICES APPOINTED COUNSEL FEES BY CASE TYPE FISCAL YEAR 2022												
Circuit	County	Felony	Misdemeanor	Mental Hygiene	Juvenile	Parole Probation Revocation	Termin/Abuse & Neglect	Habeas	Supreme Court	Municipal Court	Other	Total Claims
25	Boone	\$50,026.00	\$22,150.00	\$132.00	\$29,110.00	\$643.00	\$290,634.00	-	\$7,142.00	-	\$2,120.50	\$401,957.50
	Lincoln	\$48,844.50	\$16,986.50	\$1,994.00	\$7,656.00	\$6,398.00	\$403,992.00	\$1,294.00	-	-	\$1,312.00	\$488,477.00
	<b>Total</b>	<b>\$98,870.50</b>	<b>\$39,136.50</b>	<b>\$2,126.00</b>	<b>\$36,766.00</b>	<b>\$7,041.00</b>	<b>\$694,626.00</b>	<b>\$1,294.00</b>	<b>\$7,142.00</b>	<b>\$0.00</b>	<b>\$3,432.50</b>	<b>\$890,434.50</b>
26	Lewis	\$95,784.50	\$55,868.50	\$80,852.00	\$7,524.00	\$8,910.00	\$138,956.00	\$4,530.00	\$5,148.00	-	\$5,790.00	\$403,363.00
	Upshur	\$138,303.50	\$69,112.00	\$3,276.00	\$10,234.00	\$11,141.00	\$91,856.50	\$5,964.00	\$2,432.00	-	\$2,536.00	\$334,855.00
	<b>Total</b>	<b>\$234,088.00</b>	<b>\$124,980.50</b>	<b>\$84,128.00</b>	<b>\$17,758.00</b>	<b>\$20,051.00</b>	<b>\$230,812.50</b>	<b>\$10,494.00</b>	<b>\$7,580.00</b>	<b>\$0.00</b>	<b>\$8,326.00</b>	<b>\$738,218.00</b>
27	Wyoming	\$196,675.00	\$151,560.50	\$3,680.00	\$27,030.50	\$5,130.00	\$281,975.50	-	\$8,812.00	-	\$1,702.00	\$676,565.50
	<b>Total</b>	<b>\$196,675.00</b>	<b>\$151,560.50</b>	<b>\$3,680.00</b>	<b>\$27,030.50</b>	<b>\$5,130.00</b>	<b>\$281,975.50</b>	<b>\$0.00</b>	<b>\$8,812.00</b>	<b>\$0.00</b>	<b>\$1,702.00</b>	<b>\$676,565.50</b>
	Nicholas	\$76,841.00	\$20,288.00	\$104.00	\$10,338.50	\$3,624.00	\$397,308.50	\$7,814.00	\$7,062.00	-	\$534.00	\$523,914.00
28	<b>Total</b>	<b>\$76,841.00</b>	<b>\$20,288.00</b>	<b>\$104.00</b>	<b>\$10,338.50</b>	<b>\$3,624.00</b>	<b>\$397,308.50</b>	<b>\$7,814.00</b>	<b>\$7,062.00</b>	<b>\$0.00</b>	<b>\$534.00</b>	<b>\$523,914.00</b>
	Putnam	\$193,888.00	\$162,769.00	\$13,652.00	\$153,342.50	\$11,626.00	\$246,555.50	\$348.00	\$5,724.00	-	\$8,469.50	\$796,374.50
	<b>Total</b>	<b>\$193,888.00</b>	<b>\$162,769.00</b>	<b>\$13,652.00</b>	<b>\$153,342.50</b>	<b>\$11,626.00</b>	<b>\$246,555.50</b>	<b>\$348.00</b>	<b>\$5,724.00</b>	<b>\$0.00</b>	<b>\$8,469.50</b>	<b>\$796,374.50</b>
30	Mingo	\$189,444.50	\$19,792.00	\$330.00	\$11,868.00	\$8,714.00	\$218,262.00	\$398.00	\$10,620.00	-	\$2,670.00	\$462,098.50
	<b>Total</b>	<b>\$189,444.50</b>	<b>\$19,792.00</b>	<b>\$330.00</b>	<b>\$11,868.00</b>	<b>\$8,714.00</b>	<b>\$218,262.00</b>	<b>\$398.00</b>	<b>\$10,620.00</b>	<b>\$0.00</b>	<b>\$2,670.00</b>	<b>\$462,098.50</b>
	Monroe	\$49,057.00	\$13,719.00	\$760.00	\$7,672.50	-	\$13,330.00	-	\$1,464.00	-	\$354.00	\$86,356.50
31	Summers	\$75,788.00	\$12,526.00	\$2,750.00	\$15,871.50	\$292.00	\$38,249.00	\$2,850.00	\$2,848.00	-	\$0.00	\$151,174.50
	<b>Total</b>	<b>\$124,845.00</b>	<b>\$26,245.00</b>	<b>\$3,510.00</b>	<b>\$23,544.00</b>	<b>\$292.00</b>	<b>\$51,579.00</b>	<b>\$2,850.00</b>	<b>\$4,312.00</b>	<b>\$0.00</b>	<b>\$354.00</b>	<b>\$237,531.00</b>
	<b>STATE TOTAL</b>	<b>\$7,526,902.50</b>	<b>\$3,193,676.50</b>	<b>\$333,133.50</b>	<b>\$1,237,164.00</b>	<b>\$557,420.00</b>	<b>\$14,802,604.50</b>	<b>\$301,874.00</b>	<b>\$539,752.00</b>	<b>\$116,713.00</b>	<b>\$174,640.00</b>	<b>\$28,783,880.00</b>
		26.15%	11.09%	1.16%	4.30%	1.94%	51.43%	1.05%	1.87%	0.40%	0.61%	100.00%

**PUBLIC DEFENDER SERVICES  
 APPOINTED COUNSEL FEES PAID BY CASE TYPE  
 FY 2023**

Felony	\$7,840,108.50
Misdemeanor	\$3,046,932.00
Mental Hygiene	\$324,472.00
Juvenile	\$1,631,367.00
Parole/Prob. Rev.	\$565,242.50
Term/Abuse & Neglect	\$15,212,209.00
Habeas	\$383,108.50
Supreme Court	\$542,387.50
Municipal Court	\$201,163.00
Other	\$210,329.00
<b>Total Fees Paid</b>	<b>\$29,957,319.00</b>



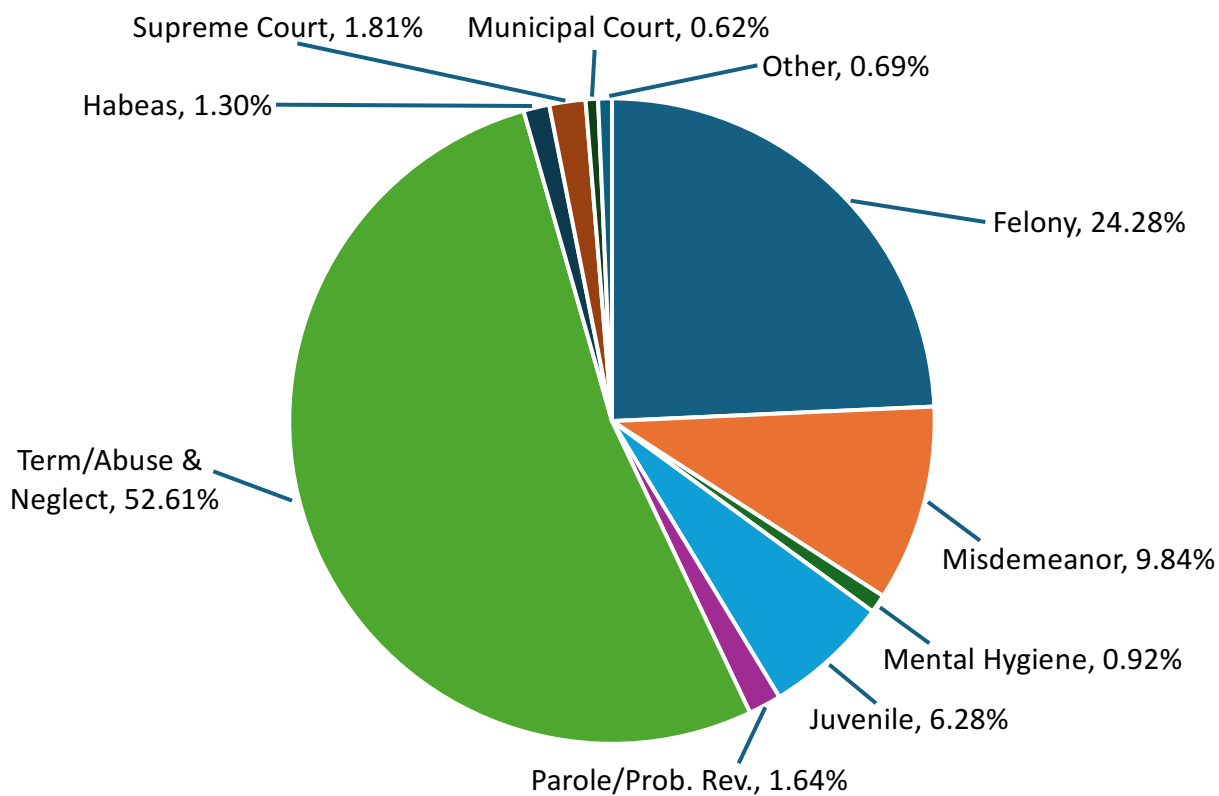
PUBLIC DEFENDER SERVICES APPOINTED COUNSEL FEES BY CASE TYPE FISCAL YEAR 2023												
Circuit	County	Felony	Misdemeanor	Mental Hygiene	Juvenile	Parole Probation Revocation	Termin/Abuse & Neglect	Habeas	Supreme Court	Municipal Court	Other	Total Claims
1	Brooke	\$94,752.00	\$23,430.00	\$1,416.00	\$11,928.00	\$11,602.00	\$260,689.50	-	-	-	\$1,346.00	\$405,163.50
	Hancock	\$65,696.00	\$47,942.00	\$802.00	\$16,696.00	\$4,152.00	\$212,033.50	\$672.00	-	\$2,112.00	\$478.00	\$350,583.50
	Ohio	\$101,270.00	\$14,844.00	\$3,706.00	\$16,492.00	\$4,380.50	\$664,796.50	\$29,798.00	\$51,646.00	-	\$48.00	\$886,981.00
	<b>Total</b>	<b>\$261,718.00</b>	<b>\$86,216.00</b>	<b>\$5,924.00</b>	<b>\$45,116.00</b>	<b>\$20,134.50</b>	<b>\$1,137,519.50</b>	<b>\$30,470.00</b>	<b>\$51,646.00</b>	<b>\$2,112.00</b>	<b>\$1,872.00</b>	<b>\$1,642,728.00</b>
2	Marshall	\$56,492.00	\$24,304.00	\$28,686.00	\$9,594.00	\$7,042.00	\$100,710.00	\$5,244.00	\$1,477.50	\$78.00	\$824.00	\$234,451.50
	Tyler	\$15,188.00	\$13,694.00	\$1,924.00	\$4,072.00	\$3,916.00	\$72,268.00	-	-	-	\$0.00	\$111,062.00
	Wetzel	\$67,510.00	\$21,216.00	\$4,139.00	\$3,228.00	\$2,998.00	\$95,278.00	\$708.00	\$1,536.00	-	\$490.00	\$197,103.00
	<b>Total</b>	<b>\$139,190.00</b>	<b>\$59,214.00</b>	<b>\$34,749.00</b>	<b>\$16,894.00</b>	<b>\$13,956.00</b>	<b>\$268,256.00</b>	<b>\$5,952.00</b>	<b>\$3,013.50</b>	<b>\$78.00</b>	<b>\$1,314.00</b>	<b>\$542,616.50</b>
3	Doddrige	\$79,886.50	\$36,746.00	\$808.00	\$5,278.00	\$10,764.00	\$118,230.00	\$324.00	-	-	\$2,126.00	\$254,162.50
	Pleasants	\$38,254.00	\$52,390.50	\$504.00	\$17,031.00	\$3,648.00	\$120,180.50	\$258.00	-	-	\$1,478.00	\$233,744.00
	Ritchie	\$76,782.50	\$53,462.00	\$1,246.00	\$24,944.50	\$766.00	\$142,746.00	-	\$2,686.00	-	\$532.00	\$303,165.00
	<b>Total</b>	<b>\$194,923.00</b>	<b>\$142,598.50</b>	<b>\$2,558.00</b>	<b>\$47,253.50</b>	<b>\$15,178.00</b>	<b>\$381,156.50</b>	<b>\$582.00</b>	<b>\$2,686.00</b>	<b>\$0.00</b>	<b>\$4,136.00</b>	<b>\$791,071.50</b>
4	Wirt	\$1,096.00	\$2,336.00	-	-	\$862.00	\$30,182.00	-	-	-	\$0.00	\$34,476.00
	Wood	\$247,132.00	\$65,588.00	\$740.50	\$12,832.50	\$5,966.00	\$735,054.50	\$17,512.00	\$29,436.00	-	\$3,578.00	\$1,117,839.50
	<b>Total</b>	<b>\$248,228.00</b>	<b>\$67,924.00</b>	<b>\$740.50</b>	<b>\$12,832.50</b>	<b>\$6,828.00</b>	<b>\$765,236.50</b>	<b>\$17,512.00</b>	<b>\$29,436.00</b>	<b>\$0.00</b>	<b>\$3,578.00</b>	<b>\$1,152,315.50</b>
	Calhoun	\$49,537.00	\$8,652.00	-	\$17,664.50	\$1,780.00	\$83,852.00	-	\$384.00	-	\$318.00	\$162,187.50
5	Jackson	\$109,193.00	\$20,796.00	\$4,272.00	\$32,476.00	\$6,696.00	\$207,954.50	-	\$7,554.00	-	\$2,092.00	\$391,033.50
	Mason	\$117,288.50	\$66,676.00	\$1,642.00	\$99,286.00	\$5,480.00	\$325,138.00	\$4,680.00	\$5,772.00	-	\$4,034.00	\$629,996.50
	Roane	\$50,372.00	\$7,000.00	\$2,344.00	\$21,985.50	\$3,046.00	\$131,987.50	\$6,938.00	\$3,720.00	-	\$102.00	\$227,495.00
	<b>Total</b>	<b>\$326,390.50</b>	<b>\$103,124.00</b>	<b>\$8,258.00</b>	<b>\$171,412.00</b>	<b>\$17,002.00</b>	<b>\$748,932.00</b>	<b>\$11,618.00</b>	<b>\$17,430.00</b>	<b>\$0.00</b>	<b>\$6,546.00</b>	<b>\$1,410,712.50</b>
6	Cabell	\$272,459.00	\$48,364.00	\$52,280.50	\$39,580.50	\$32,060.00	\$566,115.50	\$8,627.00	\$16,942.00	\$466.00	\$628.00	\$1,037,522.50
	<b>Total</b>	<b>\$272,459.00</b>	<b>\$48,364.00</b>	<b>\$52,280.50</b>	<b>\$39,580.50</b>	<b>\$32,060.00</b>	<b>\$566,115.50</b>	<b>\$8,627.00</b>	<b>\$16,942.00</b>	<b>\$466.00</b>	<b>\$628.00</b>	<b>\$1,037,522.50</b>
	Logan	\$193,416.00	\$110,679.00	-	\$24,559.50	\$13,014.00	\$284,918.00	\$564.00	-	-	\$4,650.00	\$631,800.50
	<b>Total</b>	<b>\$193,416.00</b>	<b>\$110,679.00</b>	<b>\$0.00</b>	<b>\$24,559.50</b>	<b>\$13,014.00</b>	<b>\$284,918.00</b>	<b>\$564.00</b>	<b>\$0.00</b>	<b>\$0.00</b>	<b>\$4,650.00</b>	<b>\$631,800.50</b>
8	McDowell	\$145,546.50	\$52,278.50	-	\$5,208.00	\$432.00	\$257,505.00	\$21,588.00	\$32,454.00	-	\$1,558.00	\$516,570.00
	<b>Total</b>	<b>\$145,546.50</b>	<b>\$52,278.50</b>	<b>\$0.00</b>	<b>\$5,208.00</b>	<b>\$432.00</b>	<b>\$257,505.00</b>	<b>\$21,588.00</b>	<b>\$32,454.00</b>	<b>\$0.00</b>	<b>\$1,558.00</b>	<b>\$516,570.00</b>
	Mercer	\$583,233.00	\$116,249.50	\$28,700.00	\$258,818.50	\$15,647.50	\$911,084.00	\$12,306.00	\$13,456.00	\$3,682.00	\$8,444.00	\$1,951,620.50
	<b>Total</b>	<b>\$583,233.00</b>	<b>\$116,249.50</b>	<b>\$28,700.00</b>	<b>\$258,818.50</b>	<b>\$15,647.50</b>	<b>\$911,084.00</b>	<b>\$12,306.00</b>	<b>\$13,456.00</b>	<b>\$3,682.00</b>	<b>\$8,444.00</b>	<b>\$1,951,620.50</b>
10	Raleigh	\$386,992.50	\$86,584.50	\$1,234.00	\$20,468.00	\$24,960.00	\$554,938.50	\$16,484.00	\$45,002.00	\$500.00	\$6,741.00	\$1,143,904.50
	<b>Total</b>	<b>\$386,992.50</b>	<b>\$86,584.50</b>	<b>\$1,234.00</b>	<b>\$20,468.00</b>	<b>\$24,960.00</b>	<b>\$554,938.50</b>	<b>\$16,484.00</b>	<b>\$45,002.00</b>	<b>\$500.00</b>	<b>\$6,741.00</b>	<b>\$1,143,904.50</b>
	Greenbrier	\$192,439.50	\$16,368.00	\$2,518.00	\$7,528.00	\$6,596.00	\$262,728.00	\$1,346.00	\$11,520.00	\$352.00	\$1,968.00	\$503,363.50
	Pocahontas	\$83,964.00	\$14,258.00	-	\$2,128.00	\$632.00	\$101,213.00	-	\$3,576.00	-	\$1,034.00	\$206,805.00
11	<b>Total</b>	<b>\$276,403.50</b>	<b>\$30,626.00</b>	<b>\$2,518.00</b>	<b>\$9,656.00</b>	<b>\$7,228.00</b>	<b>\$363,941.00</b>	<b>\$1,346.00</b>	<b>\$15,096.00</b>	<b>\$352.00</b>	<b>\$3,002.00</b>	<b>\$710,168.50</b>
	Fayette	\$245,700.50	\$14,420.00	-	\$8,974.00	\$3,224.00	\$338,298.50	\$9,772.00	\$20,642.00	\$724.00	\$0.00	\$641,755.00
	<b>Total</b>	<b>\$245,700.50</b>	<b>\$14,420.00</b>	<b>\$0.00</b>	<b>\$8,974.00</b>	<b>\$3,224.00</b>	<b>\$338,298.50</b>	<b>\$9,772.00</b>	<b>\$20,642.00</b>	<b>\$724.00</b>	<b>\$0.00</b>	<b>\$641,755.00</b>

PUBLIC DEFENDER SERVICES APPOINTED COUNSEL FEES BY CASE TYPE FISCAL YEAR 2023												
Circuit	County	Felony	Misdemeanor	Mental Hygiene	Juvenile	Parole Probation Revocation	Termin/Abuse & Neglect	Habeas	Supreme Court	Municipal Court	Other	Total Claims
13	Kanawha	\$412,138.50	\$234,917.00	-	\$77,013.50	\$23,054.00	\$1,358,443.50	\$31,418.00	\$71,858.00	\$151,581.00	\$14,060.00	\$2,374,483.50
	<b>Total</b>	<b>\$412,138.50</b>	<b>\$234,917.00</b>	<b>\$0.00</b>	<b>\$77,013.50</b>	<b>\$23,054.00</b>	<b>\$1,358,443.50</b>	<b>\$31,418.00</b>	<b>\$71,858.00</b>	<b>\$151,581.00</b>	<b>\$14,060.00</b>	<b>\$2,374,483.50</b>
	Braxton	\$92,713.50	\$27,576.00	\$1,600.00	\$16,719.00	\$12,209.50	\$264,378.50	\$2,496.00	\$5,016.00	\$288.00	\$5,358.00	\$428,354.50
14	Clay	\$53,410.00	\$27,647.50	\$36.00	\$10,992.50	\$1,498.00	\$118,739.00	\$1,646.50	\$1,560.00	-	\$622.00	\$216,151.50
	Gilmer	\$24,996.00	\$17,684.00	-	\$40,295.00	\$1,126.00	\$98,366.00	\$1,282.00	\$2,970.00	-	\$4,436.00	\$191,155.00
	Webster	\$74,900.00	\$19,290.00	\$690.00	\$21,027.00	\$5,444.00	\$120,056.50	\$1,718.00	\$3,554.00	-	\$16,228.00	\$262,907.50
15	<b>Total</b>	<b>\$246,019.50</b>	<b>\$92,197.50</b>	<b>\$2,326.00</b>	<b>\$89,033.50</b>	<b>\$20,277.50</b>	<b>\$601,540.00</b>	<b>\$7,142.50</b>	<b>\$13,100.00</b>	<b>\$288.00</b>	<b>\$26,644.00</b>	<b>\$1,098,568.50</b>
	Harrison	\$260,145.00	\$86,430.00	\$8,600.00	\$13,092.50	\$10,371.50	\$448,755.50	\$30,442.00	\$10,780.00	-	\$210.00	\$868,826.50
	<b>Total</b>	<b>\$260,145.00</b>	<b>\$86,430.00</b>	<b>\$8,600.00</b>	<b>\$13,092.50</b>	<b>\$10,371.50</b>	<b>\$448,755.50</b>	<b>\$30,442.00</b>	<b>\$10,780.00</b>	<b>-</b>	<b>\$210.00</b>	<b>\$868,826.50</b>
16	Marion	\$601,484.00	\$266,720.00	\$22,420.00	\$75,641.50	\$48,760.00	\$539,528.00	\$31,556.00	\$19,860.00	\$7,910.00	\$28,056.00	\$1,641,935.50
	<b>Total</b>	<b>\$601,484.00</b>	<b>\$266,720.00</b>	<b>\$22,420.00</b>	<b>\$75,641.50</b>	<b>\$48,760.00</b>	<b>\$539,528.00</b>	<b>\$31,556.00</b>	<b>\$19,860.00</b>	<b>\$7,910.00</b>	<b>\$28,056.00</b>	<b>\$1,641,935.50</b>
	Monongalia	\$541,839.50	\$285,302.00	\$18,716.00	\$72,504.00	\$85,398.50	\$469,667.00	\$6,516.00	\$11,430.00	\$19,772.00	\$20,562.00	\$1,531,707.00
17	<b>Total</b>	<b>\$541,839.50</b>	<b>\$285,302.00</b>	<b>\$18,716.00</b>	<b>\$72,504.00</b>	<b>\$85,398.50</b>	<b>\$469,667.00</b>	<b>\$6,516.00</b>	<b>\$11,430.00</b>	<b>\$19,772.00</b>	<b>\$20,562.00</b>	<b>\$1,531,707.00</b>
	Preston	\$112,312.00	\$14,117.00	\$52.00	\$2,062.00	\$5,530.00	\$370,817.00	\$11,390.00	\$23,558.00	-	\$712.00	\$540,550.00
	<b>Total</b>	<b>\$112,312.00</b>	<b>\$14,117.00</b>	<b>\$52.00</b>	<b>\$2,062.00</b>	<b>\$5,530.00</b>	<b>\$370,817.00</b>	<b>\$11,390.00</b>	<b>\$23,558.00</b>	<b>\$0.00</b>	<b>\$712.00</b>	<b>\$540,550.00</b>
19	Barbour	\$91,097.50	\$47,220.00	\$576.00	\$14,260.50	\$4,784.00	\$249,758.50	-	\$4,572.00	-	\$9,598.00	\$421,866.50
	Taylor	\$96,213.50	\$33,737.50	\$2,150.00	\$3,373.00	\$7,318.00	\$161,226.50	\$2,004.00	\$108.00	-	\$1,714.00	\$307,844.50
	<b>Total</b>	<b>\$187,311.00</b>	<b>\$80,957.50</b>	<b>\$2,726.00</b>	<b>\$17,633.50</b>	<b>\$12,102.00</b>	<b>\$410,985.00</b>	<b>\$2,004.00</b>	<b>\$4,680.00</b>	<b>\$0.00</b>	<b>\$11,312.00</b>	<b>\$729,711.00</b>
20	Randolph	\$269,392.00	\$109,906.00	\$3,314.00	\$62,492.00	\$30,229.00	\$258,386.50	\$3,744.00	\$25,712.00	\$12,428.00	\$3,020.00	\$778,623.50
	<b>Total</b>	<b>\$269,392.00</b>	<b>\$109,906.00</b>	<b>\$3,314.00</b>	<b>\$62,492.00</b>	<b>\$30,229.00</b>	<b>\$258,386.50</b>	<b>\$3,744.00</b>	<b>\$25,712.00</b>	<b>\$12,428.00</b>	<b>\$3,020.00</b>	<b>\$778,623.50</b>
	Grant	\$65,722.00	\$30,648.00	\$1,876.00	\$8,932.00	\$6,840.00	\$99,361.50	\$4,770.00	\$4,068.00	-	\$1,340.00	\$223,557.50
21	Mineral	\$68,408.00	\$66,826.00	\$1,084.00	\$14,199.00	\$6,054.00	\$146,750.50	-	\$3,146.00	-	\$1,088.00	\$307,555.50
	Tucker	\$19,974.00	\$18,666.00	-	\$9,494.00	\$1,344.00	\$24,208.00	-	\$3,136.00	-	\$0.00	\$76,822.00
	<b>Total</b>	<b>\$154,104.00</b>	<b>\$116,140.00</b>	<b>\$2,960.00</b>	<b>\$32,625.00</b>	<b>\$14,238.00</b>	<b>\$270,320.00</b>	<b>\$4,770.00</b>	<b>\$10,350.00</b>	<b>\$0.00</b>	<b>\$2,428.00</b>	<b>\$607,935.00</b>
22	Hampshire	\$99,150.00	\$55,520.50	\$664.00	\$18,471.50	\$10,056.50	\$211,135.00	\$1,056.00	-	-	\$5,614.50	\$401,668.00
	Hardy	\$54,950.00	\$66,076.50	\$868.00	\$16,596.00	\$6,638.00	\$221,404.50	-	\$2,070.00	-	\$1,771.00	\$370,374.00
	Pendleton	\$27,100.00	\$15,344.00	\$954.00	\$4,912.00	\$3,792.00	\$42,708.00	-	-	-	\$1,526.00	\$96,336.00
23	<b>Total</b>	<b>\$181,200.00</b>	<b>\$136,941.00</b>	<b>\$2,486.00</b>	<b>\$39,979.50</b>	<b>\$20,486.50</b>	<b>\$475,247.50</b>	<b>\$1,056.00</b>	<b>\$2,070.00</b>	<b>\$0.00</b>	<b>\$8,911.50</b>	<b>\$868,378.00</b>
	Berkeley	\$313,675.00	\$106,591.50	-	\$73,211.00	\$32,794.00	\$748,132.50	\$22,694.00	\$26,298.00	\$374.00	\$10,056.00	\$1,333,826.00
	Jefferson	\$85,603.50	\$44,006.00	-	\$8,846.00	\$9,152.00	\$175,137.00	\$9,390.50	\$9,240.00	-	\$324.00	\$341,699.00
24	Morgan	\$42,440.00	\$13,528.00	-	\$16,288.00	\$3,670.00	\$99,016.50	\$2,559.00	\$9,510.00	-	\$736.00	\$187,747.50
	<b>Total</b>	<b>\$441,718.50</b>	<b>\$164,125.50</b>	<b>\$0.00</b>	<b>\$98,345.00</b>	<b>\$45,616.00</b>	<b>\$1,022,286.00</b>	<b>\$34,643.50</b>	<b>\$45,048.00</b>	<b>\$374.00</b>	<b>\$11,116.00</b>	<b>\$1,863,272.50</b>
	Wayne	\$79,344.00	\$12,167.00	\$1,166.00	\$7,402.00	\$8,432.00	\$265,912.00	\$1,110.00	\$10,880.00	-	\$1,540.00	\$387,953.00
<b>Total</b>	<b>\$79,344.00</b>	<b>\$12,167.00</b>	<b>\$1,166.00</b>	<b>\$7,402.00</b>	<b>\$8,432.00</b>	<b>\$265,912.00</b>	<b>\$1,110.00</b>	<b>\$10,880.00</b>	<b>\$0.00</b>	<b>\$1,540.00</b>	<b>\$387,953.00</b>	

PUBLIC DEFENDER SERVICES APPOINTED COUNSEL FEES BY CASE TYPE FISCAL YEAR 2023												
Circuit	County	Felony	Misdemeanor	Mental Hygiene	Juvenile	Parole Probation Revocation	Termin/Abuse & Neglect	Habeas	Supreme Court	Municipal Court	Other	Total Claims
25	Boone	\$94,931.50	\$21,454.00	-	\$21,084.00	\$418.00	\$269,850.50	\$6,483.50	\$1,302.00	-	\$508.00	\$416,031.50
	Lincoln	\$54,696.00	\$6,468.00	\$2,378.00	\$8,374.00	\$6,277.50	\$295,033.50	\$2,380.00	-	\$302.00	\$5,346.50	\$381,255.50
	<b>Total</b>	<b>\$149,627.50</b>	<b>\$27,922.00</b>	<b>\$2,378.00</b>	<b>\$29,458.00</b>	<b>\$6,695.50</b>	<b>\$564,884.00</b>	<b>\$8,863.50</b>	<b>\$1,302.00</b>	<b>\$302.00</b>	<b>\$5,854.50</b>	<b>\$797,287.00</b>
26	Lewis	\$127,263.00	\$49,720.00	\$98,790.00	\$25,353.00	\$12,992.00	\$212,444.00	\$2,998.00	\$12,868.00	-	\$2,672.00	\$545,400.00
	Upshur	\$129,716.00	\$82,721.00	\$2,954.00	\$20,199.00	\$12,256.00	\$166,139.50	\$12,664.00	\$1,626.00	-	\$3,780.00	\$432,055.50
	<b>Total</b>	<b>\$256,979.00</b>	<b>\$132,441.00</b>	<b>\$101,744.00</b>	<b>\$45,552.00</b>	<b>\$25,248.00</b>	<b>\$378,583.50</b>	<b>\$15,662.00</b>	<b>\$14,494.00</b>	<b>\$0.00</b>	<b>\$6,452.00</b>	<b>\$977,155.50</b>
27	Wyoming	\$172,372.00	\$132,102.50	-	\$38,326.50	\$14,570.00	\$311,350.50	-	\$6,276.00	-	\$10,584.00	\$685,581.50
	<b>Total</b>	<b>\$172,372.00</b>	<b>\$132,102.50</b>	<b>\$0.00</b>	<b>\$38,326.50</b>	<b>\$14,570.00</b>	<b>\$311,350.50</b>	<b>\$0.00</b>	<b>\$6,276.00</b>	<b>\$0.00</b>	<b>\$10,584.00</b>	<b>\$685,581.50</b>
	Nicholas	\$76,412.00	\$18,046.00	-	\$8,512.00	\$1,398.00	\$356,213.00	\$23,985.50	\$1,680.00	-	\$872.00	\$487,118.50
28	<b>Total</b>	<b>\$76,412.00</b>	<b>\$18,046.00</b>	<b>\$0.00</b>	<b>\$8,512.00</b>	<b>\$1,398.00</b>	<b>\$356,213.00</b>	<b>\$23,985.50</b>	<b>\$1,680.00</b>	<b>\$0.00</b>	<b>\$872.00</b>	<b>\$487,118.50</b>
	Putnam	\$191,819.50	\$161,008.00	\$12,982.00	\$206,838.00	\$10,984.00	\$234,228.50	\$31,756.50	\$16,406.00	\$146.00	\$11,682.00	\$877,850.50
	<b>Total</b>	<b>\$191,819.50</b>	<b>\$161,008.00</b>	<b>\$12,982.00</b>	<b>\$206,838.00</b>	<b>\$10,984.00</b>	<b>\$234,228.50</b>	<b>\$31,756.50</b>	<b>\$16,406.00</b>	<b>\$146.00</b>	<b>\$11,682.00</b>	<b>\$877,850.50</b>
30	Mingo	\$114,714.00	\$27,010.00	\$258.00	\$18,518.00	\$10,460.00	\$246,796.00	\$228.00	\$882.00	\$448.00	\$1,632.00	\$420,946.00
	<b>Total</b>	<b>\$114,714.00</b>	<b>\$27,010.00</b>	<b>\$258.00</b>	<b>\$18,518.00</b>	<b>\$10,460.00</b>	<b>\$246,796.00</b>	<b>\$228.00</b>	<b>\$882.00</b>	<b>\$448.00</b>	<b>\$1,632.00</b>	<b>\$420,946.00</b>
	Monroe	\$43,220.00	\$19,858.00	\$1,080.00	\$11,995.50	\$212.00	\$13,704.00	-	\$978.00	-	\$1,014.00	\$92,061.50
31	Summers	\$73,756.00	\$10,346.00	\$4,302.00	\$23,570.50	\$1,516.00	\$36,660.50	-	\$3,240.00	-	\$1,198.00	\$154,589.00
	<b>Total</b>	<b>\$116,976.00</b>	<b>\$30,204.00</b>	<b>\$5,382.00</b>	<b>\$35,566.00</b>	<b>\$1,728.00</b>	<b>\$50,364.50</b>	<b>\$0.00</b>	<b>\$4,218.00</b>	<b>\$0.00</b>	<b>\$2,212.00</b>	<b>\$246,650.50</b>
	<b>STATE TOTAL</b>	<b>\$7,840,108.50</b>	<b>\$3,046,932.00</b>	<b>\$324,472.00</b>	<b>\$1,631,367.00</b>	<b>\$565,242.50</b>	<b>\$15,212,209.00</b>	<b>\$383,108.50</b>	<b>\$542,387.50</b>	<b>\$201,163.00</b>	<b>\$210,329.00</b>	<b>\$29,957,319.00</b>
		26.17%	10.17%	1.08%	5.45%	1.89%	50.78%	1.28%	1.81%	0.67%	0.70%	100.00%

**PUBLIC DEFENDER SERVICES  
 APPOINTED COUNSEL FEES PAID BY CASE TYPE  
 FY 2024**

Felony	\$7,481,424.00
Misdemeanor	\$3,032,387.50
Mental Hygiene	\$284,428.00
Juvenile	\$1,934,481.00
Parole/Prob. Rev.	\$506,619.50
Term/Abuse & Neglect	\$16,210,442.50
Habeas	\$401,420.50
Supreme Court	\$557,616.00
Municipal Court	\$190,245.00
Other	\$212,747.50
<b>Total Fees Paid</b>	<b>\$30,811,811.50</b>



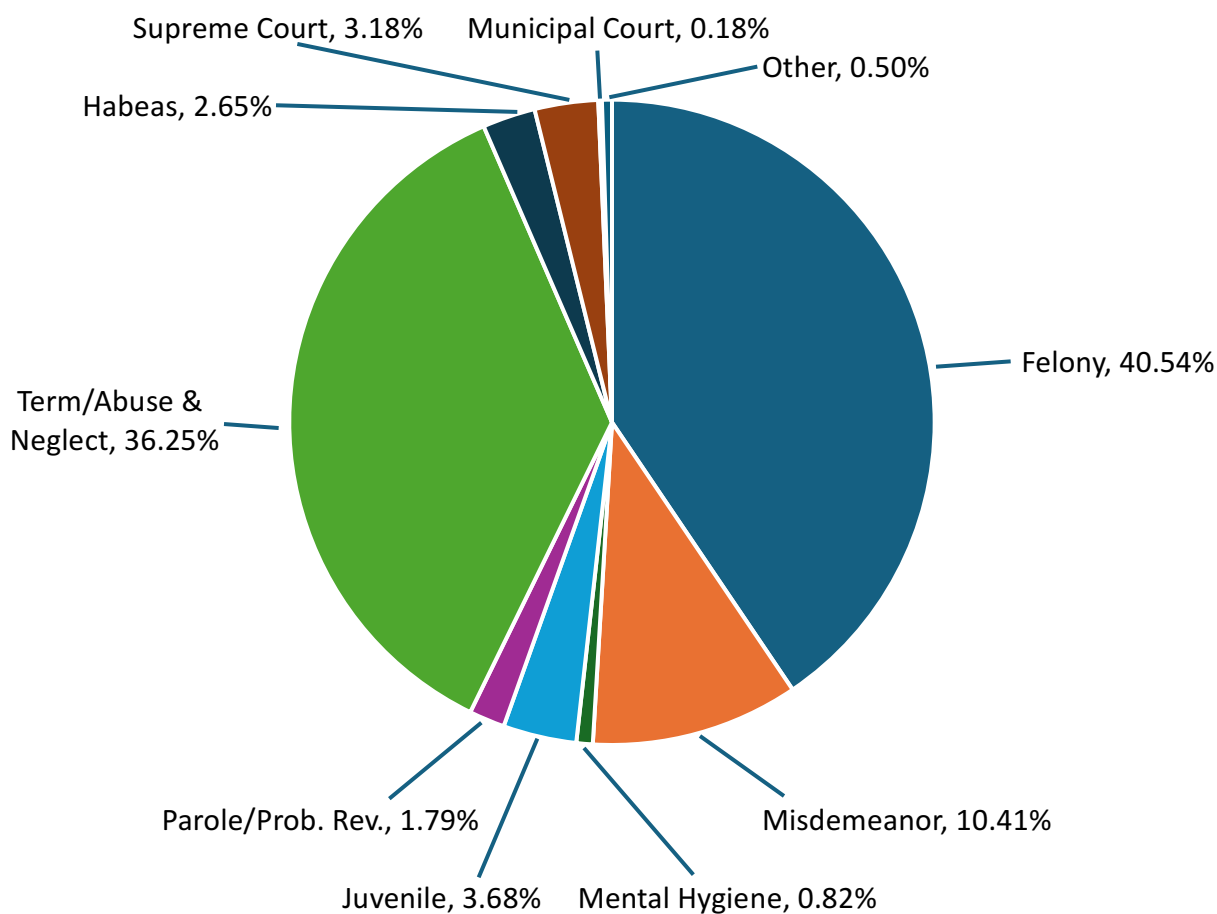
PUBLIC DEFENDER SERVICES APPOINTED COUNSEL FEES BY CASE TYPE FISCAL YEAR 2024												
Circuit	County	Felony	Misdemeanor	Mental Hygiene	Juvenile	Parole Probation Revocation	Termin/Abuse & Neglect	Habeas	Supreme Court	Municipal Court	Other	Total Claims
1	Brooke	\$104,395.00	\$46,597.50	\$1,170.00	\$8,792.00	\$3,824.00	\$310,538.00	-	\$1,530.00	-	\$958.00	\$477,804.50
	Hancock	\$166,026.00	\$18,349.00	\$1,446.00	\$20,234.00	\$4,098.00	\$336,290.00	\$360.00	-	\$1,000.00	\$840.00	\$548,643.00
	Ohio	\$122,670.00	\$22,300.00	\$4,524.00	\$15,046.00	\$1,060.00	\$726,113.00	\$41,876.00	\$18,454.00	-	\$868.00	\$952,911.00
	<b>Total</b>	<b>\$393,091.00</b>	<b>\$87,246.50</b>	<b>\$7,140.00</b>	<b>\$44,072.00</b>	<b>\$8,982.00</b>	<b>\$1,372,941.00</b>	<b>\$42,236.00</b>	<b>\$19,984.00</b>	<b>\$1,000.00</b>	<b>\$2,666.00</b>	<b>\$1,979,358.50</b>
2	Marshall	\$54,926.00	\$20,958.00	\$23,372.00	\$4,856.00	\$5,680.00	\$216,398.00	\$12,474.00	\$5,598.00	-	\$2,994.00	\$347,256.00
	Tyler	\$25,746.00	\$6,912.00	\$884.00	\$4,166.00	\$3,370.00	\$78,674.00	-	-	-	\$532.00	\$120,284.00
	Wetzel	\$43,432.00	\$9,942.00	\$3,006.00	\$10,444.00	\$3,126.00	\$204,659.50	\$3,762.00	\$8,390.00	-	\$2,864.00	\$289,625.50
	<b>Total</b>	<b>\$124,104.00</b>	<b>\$37,812.00</b>	<b>\$27,262.00</b>	<b>\$19,466.00</b>	<b>\$12,176.00</b>	<b>\$499,731.50</b>	<b>\$16,236.00</b>	<b>\$13,988.00</b>	<b>\$0.00</b>	<b>\$0.00</b>	<b>\$6,390.00</b>
3	Doddridge	\$103,721.50	\$40,511.00	\$1,976.00	\$12,462.00	\$16,301.00	\$147,466.00	-	\$6,578.00	-	\$7,358.00	\$336,373.50
	Pleasants	\$59,844.50	\$64,164.00	\$1,078.00	\$32,226.50	\$2,784.00	\$82,495.50	\$612.00	\$3,114.00	-	\$868.00	\$247,186.50
	Ritchie	\$90,687.50	\$58,539.50	\$592.00	\$35,124.00	\$3,160.00	\$143,151.50	-	\$2,412.00	\$458.00	\$1,320.00	\$335,444.50
	<b>Total</b>	<b>\$254,253.50</b>	<b>\$163,214.50</b>	<b>\$3,646.00</b>	<b>\$79,812.50</b>	<b>\$22,245.00</b>	<b>\$373,113.00</b>	<b>\$612.00</b>	<b>\$12,104.00</b>	<b>\$458.00</b>	<b>\$458.00</b>	<b>\$9,546.00</b>
4	Wirt	\$8,780.00	\$2,984.00	-	-	-	\$35,290.50	-	\$4,500.00	-	-	\$51,554.50
	Wood	\$262,805.50	\$28,100.00	\$80.00	\$13,714.00	\$4,204.00	\$863,733.00	\$1,044.00	\$21,934.00	-	\$450.00	\$1,196,064.50
	<b>Total</b>	<b>\$271,585.50</b>	<b>\$31,084.00</b>	<b>\$80.00</b>	<b>\$13,714.00</b>	<b>\$4,204.00</b>	<b>\$899,023.50</b>	<b>\$1,044.00</b>	<b>\$26,434.00</b>	<b>\$0.00</b>	<b>\$450.00</b>	<b>\$1,247,619.00</b>
	Calhoun	\$17,460.00	\$3,286.00	\$64.00	\$16,574.50	\$1,028.00	\$68,006.00	-	\$1,632.00	-	\$890.00	\$108,940.50
5	Jackson	\$55,990.00	\$12,352.00	\$10,462.00	\$32,058.00	\$3,648.00	\$218,826.00	\$4,086.00	\$9,264.00	-	\$3,038.00	\$349,724.00
	Mason	\$139,415.00	\$58,116.00	\$516.00	\$123,690.00	\$6,546.00	\$375,614.00	-	\$528.00	\$60.00	\$3,724.00	\$708,209.00
	Roane	\$54,354.00	\$7,998.00	\$1,558.00	\$26,326.00	\$1,306.00	\$192,223.50	\$12,276.00	\$3,562.00	-	\$1,642.00	\$301,245.50
	<b>Total</b>	<b>\$267,219.00</b>	<b>\$81,752.00</b>	<b>\$12,600.00</b>	<b>\$198,648.50</b>	<b>\$12,528.00</b>	<b>\$854,669.50</b>	<b>\$16,362.00</b>	<b>\$14,986.00</b>	<b>\$60.00</b>	<b>\$60.00</b>	<b>\$9,294.00</b>
6	Cabell	\$348,506.00	\$57,032.00	\$59,222.00	\$46,741.00	\$26,976.00	\$653,185.50	\$26,016.00	\$41,582.00	-	\$4,692.00	\$1,263,952.50
	<b>Total</b>	<b>\$348,506.00</b>	<b>\$57,032.00</b>	<b>\$59,222.00</b>	<b>\$46,741.00</b>	<b>\$26,976.00</b>	<b>\$653,185.50</b>	<b>\$26,016.00</b>	<b>\$41,582.00</b>	<b>\$0.00</b>	<b>\$4,692.00</b>	<b>\$1,263,952.50</b>
	Logan	\$159,168.00	\$54,446.50	-	\$8,840.00	\$5,182.00	\$241,235.00	\$6,693.00	-	-	\$3,006.00	\$478,570.50
	<b>Total</b>	<b>\$159,168.00</b>	<b>\$54,446.50</b>	<b>\$0.00</b>	<b>\$8,840.00</b>	<b>\$5,182.00</b>	<b>\$241,235.00</b>	<b>\$6,693.00</b>	<b>\$0.00</b>	<b>\$0.00</b>	<b>\$3,006.00</b>	<b>\$478,570.50</b>
8	McDowell	\$153,220.00	\$66,416.00	\$102.00	\$19,990.00	\$1,018.00	\$214,206.00	\$6,702.00	\$5,806.00	-	\$56.00	\$467,516.00
	<b>Total</b>	<b>\$153,220.00</b>	<b>\$66,416.00</b>	<b>\$102.00</b>	<b>\$19,990.00</b>	<b>\$1,018.00</b>	<b>\$214,206.00</b>	<b>\$6,702.00</b>	<b>\$5,806.00</b>	<b>\$0.00</b>	<b>\$56.00</b>	<b>\$467,516.00</b>
	Mercer	\$617,557.00	\$125,818.00	\$20,144.00	\$274,036.50	\$16,818.00	\$999,383.50	\$10,700.00	\$9,270.00	\$4,140.00	\$16,660.00	\$2,094,527.00
	<b>Total</b>	<b>\$617,557.00</b>	<b>\$125,818.00</b>	<b>\$20,144.00</b>	<b>\$274,036.50</b>	<b>\$16,818.00</b>	<b>\$999,383.50</b>	<b>\$10,700.00</b>	<b>\$9,270.00</b>	<b>\$4,140.00</b>	<b>\$16,660.00</b>	<b>\$2,094,527.00</b>
10	Raleigh	\$376,931.50	\$92,228.00	\$310.00	\$31,234.00	\$24,646.00	\$469,167.00	\$16,624.00	\$23,770.00	-	\$410.00	\$1,035,320.50
	<b>Total</b>	<b>\$376,931.50</b>	<b>\$92,228.00</b>	<b>\$310.00</b>	<b>\$31,234.00</b>	<b>\$24,646.00</b>	<b>\$469,167.00</b>	<b>\$16,624.00</b>	<b>\$23,770.00</b>	<b>\$0.00</b>	<b>\$410.00</b>	<b>\$1,035,320.50</b>
	Greenbrier	\$160,312.00	\$11,636.00	\$3,970.00	\$9,254.00	\$2,776.00	\$222,336.00	-	\$7,320.00	\$592.00	\$3,320.00	\$421,516.00
	Pocahontas	\$94,872.00	\$13,372.00	-	-	\$1,246.00	\$110,882.00	\$5,346.00	\$4,860.00	-	\$1,008.00	\$231,586.00
11	<b>Total</b>	<b>\$255,184.00</b>	<b>\$25,008.00</b>	<b>\$3,970.00</b>	<b>\$9,254.00</b>	<b>\$4,022.00</b>	<b>\$333,218.00</b>	<b>\$5,346.00</b>	<b>\$12,180.00</b>	<b>\$592.00</b>	<b>\$4,328.00</b>	<b>\$653,102.00</b>
	Fayette	\$106,838.00	\$4,266.00	\$266.00	\$11,322.00	\$7,042.00	\$368,595.00	\$7,244.00	\$19,572.00	\$936.00	\$540.00	\$526,621.00
	<b>Total</b>	<b>\$106,838.00</b>	<b>\$4,266.00</b>	<b>\$266.00</b>	<b>\$11,322.00</b>	<b>\$7,042.00</b>	<b>\$368,595.00</b>	<b>\$7,244.00</b>	<b>\$19,572.00</b>	<b>\$936.00</b>	<b>\$540.00</b>	<b>\$526,621.00</b>
	<b>Total</b>	<b>\$106,838.00</b>	<b>\$4,266.00</b>	<b>\$266.00</b>	<b>\$11,322.00</b>	<b>\$7,042.00</b>	<b>\$368,595.00</b>	<b>\$7,244.00</b>	<b>\$19,572.00</b>	<b>\$936.00</b>	<b>\$540.00</b>	<b>\$526,621.00</b>

PUBLIC DEFENDER SERVICES APPOINTED COUNSEL FEES BY CASE TYPE FISCAL YEAR 2024												
Circuit	County	Felony	Misdemeanor	Mental Hygiene	Juvenile	Parole Probation Revocation	Termin/Abuse & Neglect	Habeas	Supreme Court	Municipal Court	Other	Total Claims
13	Kanawha	\$464,351.00	\$177,589.50	\$196.00	\$119,244.00	\$23,286.00	\$1,331,022.00	\$21,572.00	\$71,862.00	\$145,950.50	\$15,134.00	\$2,370,207.00
	<b>Total</b>	<b>\$464,351.00</b>	<b>\$177,589.50</b>	<b>\$196.00</b>	<b>\$119,244.00</b>	<b>\$23,286.00</b>	<b>\$1,331,022.00</b>	<b>\$21,572.00</b>	<b>\$71,862.00</b>	<b>\$145,950.50</b>	<b>\$15,134.00</b>	<b>\$2,370,207.00</b>
14	Braxton	\$69,138.00	\$39,130.00	\$3,728.00	\$11,364.50	\$11,118.00	\$240,454.00	\$326.00	\$1,098.00	-	\$2,430.00	\$378,786.50
	Clay	\$45,233.00	\$14,906.00	-	\$8,192.00	\$984.00	\$99,202.00	\$1,220.00	\$4,218.00	-	\$580.00	\$174,535.00
	Gilmer	\$24,620.00	\$19,092.00	-	\$34,244.50	\$2,536.50	\$65,078.00	\$796.00	\$2,988.00	-	\$4,604.00	\$153,959.00
	Webster	\$40,552.00	\$14,502.00	\$1,128.00	\$15,153.50	\$7,048.00	\$175,824.00	\$1,730.00	\$2,304.00	-	\$2,452.00	\$260,693.50
15	<b>Total</b>	<b>\$179,543.00</b>	<b>\$87,630.00</b>	<b>\$4,856.00</b>	<b>\$68,954.50</b>	<b>\$21,686.50</b>	<b>\$580,558.00</b>	<b>\$4,072.00</b>	<b>\$10,608.00</b>	<b>\$0.00</b>	<b>\$10,066.00</b>	<b>\$967,974.00</b>
	Harrison	\$144,434.00	\$80,273.50	\$6,844.00	\$7,824.00	\$13,418.00	\$458,500.50	\$33,834.00	\$33,710.00	-	\$3,962.00	\$782,800.00
16	<b>Total</b>	<b>\$144,434.00</b>	<b>\$80,273.50</b>	<b>\$6,844.00</b>	<b>\$7,824.00</b>	<b>\$13,418.00</b>	<b>\$458,500.50</b>	<b>\$33,834.00</b>	<b>\$33,710.00</b>	<b>\$0.00</b>	<b>\$3,962.00</b>	<b>\$782,800.00</b>
	Marion	\$424,859.00	\$295,431.50	\$36,000.00	\$81,566.00	\$45,006.50	\$410,985.00	\$26,174.00	\$28,124.00	\$8,678.00	\$36,776.00	\$1,393,600.00
17	<b>Total</b>	<b>\$424,859.00</b>	<b>\$295,431.50</b>	<b>\$36,000.00</b>	<b>\$81,566.00</b>	<b>\$45,006.50</b>	<b>\$410,985.00</b>	<b>\$26,174.00</b>	<b>\$28,124.00</b>	<b>\$8,678.00</b>	<b>\$36,776.00</b>	<b>\$1,393,600.00</b>
	Monongalia	\$571,429.50	\$252,495.50	\$19,886.00	\$70,185.00	\$56,018.00	\$694,937.50	\$44,184.00	\$20,574.00	\$9,406.50	\$26,340.00	\$1,765,456.00
	<b>Total</b>	<b>\$571,429.50</b>	<b>\$252,495.50</b>	<b>\$19,886.00</b>	<b>\$70,185.00</b>	<b>\$56,018.00</b>	<b>\$694,937.50</b>	<b>\$44,184.00</b>	<b>\$20,574.00</b>	<b>\$9,406.50</b>	<b>\$26,340.00</b>	<b>\$1,765,456.00</b>
	Preston	\$137,186.00	\$23,750.00	\$66.00	\$6,070.00	\$8,402.00	\$367,580.00	\$14,296.00	\$2,568.00	-	\$630.00	\$560,548.00
18	<b>Total</b>	<b>\$137,186.00</b>	<b>\$23,750.00</b>	<b>\$66.00</b>	<b>\$6,070.00</b>	<b>\$8,402.00</b>	<b>\$367,580.00</b>	<b>\$14,296.00</b>	<b>\$2,568.00</b>	<b>\$0.00</b>	<b>\$630.00</b>	<b>\$560,548.00</b>
	Barbour	\$91,386.00	\$62,726.00	\$1,002.00	\$7,854.00	\$7,800.00	\$261,520.00	\$1,608.00	\$16,024.00	-	\$1,446.00	\$451,366.00
19	Taylor	\$86,898.00	\$63,946.00	\$1,388.00	\$13,362.00	\$10,612.00	\$140,210.00	\$1,242.00	-	-	\$3,258.00	\$320,916.00
	<b>Total</b>	<b>\$178,284.00</b>	<b>\$126,672.00</b>	<b>\$2,390.00</b>	<b>\$21,216.00</b>	<b>\$18,412.00</b>	<b>\$401,730.00</b>	<b>\$2,850.00</b>	<b>\$16,024.00</b>	<b>\$0.00</b>	<b>\$4,704.00</b>	<b>\$772,282.00</b>
	Randolph	\$219,768.00	\$120,536.00	\$3,838.00	\$46,719.00	\$14,862.00	\$189,106.00	\$8,856.00	\$29,826.00	\$14,978.00	\$3,380.00	\$651,869.00
	<b>Total</b>	<b>\$219,768.00</b>	<b>\$120,536.00</b>	<b>\$3,838.00</b>	<b>\$46,719.00</b>	<b>\$14,862.00</b>	<b>\$189,106.00</b>	<b>\$8,856.00</b>	<b>\$29,826.00</b>	<b>\$14,978.00</b>	<b>\$3,380.00</b>	<b>\$651,869.00</b>
21	Grant	\$62,887.50	\$32,354.00	\$1,190.00	\$14,604.00	\$7,160.00	\$114,313.00	\$2,846.00	\$2,298.00	-	-	\$237,652.50
	Mineral	\$83,872.50	\$67,277.00	\$768.00	\$27,143.00	\$7,868.00	\$178,136.50	\$2,184.00	\$2,710.00	-	\$1,740.00	\$371,699.00
	Tucker	\$14,997.00	\$5,370.00	-	\$6,804.00	\$1,136.00	\$31,784.00	-	\$564.00	-	-	\$60,655.00
	<b>Total</b>	<b>\$161,757.00</b>	<b>\$105,001.00</b>	<b>\$1,958.00</b>	<b>\$48,551.00</b>	<b>\$16,164.00</b>	<b>\$324,233.50</b>	<b>\$5,030.00</b>	<b>\$5,572.00</b>	<b>\$0.00</b>	<b>\$1,740.00</b>	<b>\$670,006.50</b>
22	Hampshire	\$128,741.00	\$62,095.00	\$650.00	\$17,394.00	\$9,065.50	\$166,484.00	\$3,486.00	\$8,146.00	-	\$5,108.00	\$401,169.50
	Hardy	\$61,167.00	\$49,181.00	\$174.00	\$31,874.50	\$3,284.50	\$100,579.50	-	\$7,086.00	-	\$3,269.50	\$256,616.00
	Pendleton	\$39,064.00	\$9,980.00	\$128.00	\$4,506.00	\$8,214.00	\$61,265.50	-	\$612.00	-	\$514.00	\$124,283.50
	<b>Total</b>	<b>\$228,972.00</b>	<b>\$121,256.00</b>	<b>\$952.00</b>	<b>\$53,774.50</b>	<b>\$20,564.00</b>	<b>\$328,329.00</b>	<b>\$3,486.00</b>	<b>\$15,844.00</b>	<b>\$0.00</b>	<b>\$8,891.50</b>	<b>\$782,069.00</b>
23	Berkeley	\$310,095.00	\$114,489.00	-	\$88,526.50	\$41,964.00	\$908,035.00	\$18,962.00	\$23,840.00	\$448.00	\$2,418.00	\$1,508,777.50
	Jefferson	\$88,060.00	\$73,865.50	-	\$20,752.00	\$10,423.50	\$259,255.00	-	\$10,080.00	-	\$5,174.00	\$467,610.00
	Morgan	\$24,720.00	\$15,984.00	-	\$10,778.00	\$3,334.00	\$147,087.00	\$6,112.50	\$11,358.00	-	-	\$219,373.50
24	<b>Total</b>	<b>\$422,875.00</b>	<b>\$204,338.50</b>	<b>\$0.00</b>	<b>\$120,056.50</b>	<b>\$55,721.50</b>	<b>\$1,314,377.00</b>	<b>\$25,074.50</b>	<b>\$45,278.00</b>	<b>\$448.00</b>	<b>\$7,592.00</b>	<b>\$2,195,761.00</b>
	Wayne	\$70,988.00	\$15,650.00	\$3,554.00	\$6,714.00	\$12,604.00	\$300,579.50	\$20,266.00	\$14,614.00	\$1,262.00	\$2,490.00	\$448,721.50
<b>Total</b>	<b>\$70,988.00</b>	<b>\$15,650.00</b>	<b>\$3,554.00</b>	<b>\$6,714.00</b>	<b>\$12,604.00</b>	<b>\$300,579.50</b>	<b>\$20,266.00</b>	<b>\$14,614.00</b>	<b>\$1,262.00</b>	<b>\$2,490.00</b>	<b>\$448,721.50</b>	

PUBLIC DEFENDER SERVICES APPOINTED COUNSEL FEES BY CASE TYPE FISCAL YEAR 2024												
Circuit	County	Felony	Misdemeanor	Mental Hygiene	Juvenile	Parole Probation Revocation	Termin/Abuse & Neglect	Habeas	Supreme Court	Municipal Court	Other	Total Claims
25	Boone	\$56,418.00	\$25,972.00	-	\$46,535.50	\$1,030.00	\$232,516.00	-	\$3,372.00	-	\$64.00	\$365,907.50
	Lincoln	\$49,130.00	\$9,536.00	\$1,098.00	\$7,282.00	\$2,280.00	\$345,668.50	\$8,944.00	\$738.00	-	\$2,922.00	\$427,598.50
	<b>Total</b>	<b>\$105,548.00</b>	<b>\$35,508.00</b>	<b>\$1,098.00</b>	<b>\$53,817.50</b>	<b>\$3,310.00</b>	<b>\$578,184.50</b>	<b>\$8,944.00</b>	<b>\$4,110.00</b>	<b>\$0.00</b>	<b>\$2,986.00</b>	<b>\$793,506.00</b>
26	Lewis	\$100,162.00	\$62,790.00	\$53,866.00	\$29,628.00	\$9,700.00	\$169,656.00	\$7,947.50	\$3,904.00	-	\$3,830.00	\$441,483.50
	Upshur	\$139,964.00	\$78,578.00	\$1,466.00	\$38,636.00	\$12,888.00	\$234,696.00	\$2,178.00	\$5,496.00	-	\$5,602.00	\$519,504.00
	<b>Total</b>	<b>\$240,126.00</b>	<b>\$141,368.00</b>	<b>\$55,332.00</b>	<b>\$68,264.00</b>	<b>\$22,588.00</b>	<b>\$404,352.00</b>	<b>\$10,125.50</b>	<b>\$9,400.00</b>	<b>\$0.00</b>	<b>\$9,432.00</b>	<b>\$960,987.50</b>
27	Wyoming	\$146,233.00	\$171,485.00	\$2,814.00	\$53,829.00	\$11,522.00	\$372,859.50	\$434.00	\$15,680.00	-	\$11,800.00	\$786,656.50
	<b>Total</b>	<b>\$146,233.00</b>	<b>\$171,485.00</b>	<b>\$2,814.00</b>	<b>\$53,829.00</b>	<b>\$11,522.00</b>	<b>\$372,859.50</b>	<b>\$434.00</b>	<b>\$15,680.00</b>	<b>\$0.00</b>	<b>\$11,800.00</b>	<b>\$786,656.50</b>
	Nicholas	\$64,192.00	\$17,622.00	\$170.00	\$9,606.00	\$1,542.00	\$309,132.00	\$1,476.00	\$14,392.00	-	-	\$418,132.00
28	<b>Total</b>	<b>\$64,192.00</b>	<b>\$17,622.00</b>	<b>\$170.00</b>	<b>\$9,606.00</b>	<b>\$1,542.00</b>	<b>\$309,132.00</b>	<b>\$1,476.00</b>	<b>\$14,392.00</b>	<b>\$0.00</b>	<b>\$0.00</b>	<b>\$418,132.00</b>
	Putnam	\$160,333.00	\$160,229.50	\$6,164.00	\$291,957.50	\$11,046.00	\$247,357.50	\$7,372.00	\$12,838.00	\$1,912.00	\$7,892.00	\$907,101.50
	<b>Total</b>	<b>\$160,333.00</b>	<b>\$160,229.50</b>	<b>\$6,164.00</b>	<b>\$291,957.50</b>	<b>\$11,046.00</b>	<b>\$247,357.50</b>	<b>\$7,372.00</b>	<b>\$12,838.00</b>	<b>\$1,912.00</b>	<b>\$7,892.00</b>	<b>\$907,101.50</b>
30	Mingo	\$93,698.00	\$14,032.00	-	\$14,908.00	\$2,724.00	\$253,138.50	\$1,504.00	\$4,498.00	\$424.00	\$728.00	\$385,654.50
	<b>Total</b>	<b>\$93,698.00</b>	<b>\$14,032.00</b>	<b>\$0.00</b>	<b>\$14,908.00</b>	<b>\$2,724.00</b>	<b>\$253,138.50</b>	<b>\$1,504.00</b>	<b>\$4,498.00</b>	<b>\$424.00</b>	<b>\$728.00</b>	<b>\$385,654.50</b>
	Monroe	\$49,300.00	\$37,260.00	\$1,086.00	\$18,454.00	\$288.00	\$22,812.00	\$3,295.50	\$2,418.00	-	\$52.00	\$134,965.50
31	Summers	\$89,890.00	\$17,936.00	\$2,482.00	\$15,640.00	\$1,616.00	\$42,200.00	\$2,760.00	-	-	\$114.00	\$172,638.00
	<b>Total</b>	<b>\$139,190.00</b>	<b>\$55,196.00</b>	<b>\$3,568.00</b>	<b>\$34,094.00</b>	<b>\$1,904.00</b>	<b>\$65,012.00</b>	<b>\$6,055.50</b>	<b>\$2,418.00</b>	<b>\$0.00</b>	<b>\$166.00</b>	<b>\$307,603.50</b>
	<b>STATE TOTAL</b>	<b>\$7,481,424.00</b>	<b>\$3,032,387.50</b>	<b>\$284,428.00</b>	<b>\$1,934,481.00</b>	<b>\$506,619.50</b>	<b>\$16,210,442.50</b>	<b>\$401,420.50</b>	<b>\$557,616.00</b>	<b>\$190,245.00</b>	<b>\$212,747.50</b>	<b>\$30,811,811.50</b>
		<b>24.28%</b>	<b>9.84%</b>	<b>0.92%</b>	<b>6.28%</b>	<b>1.64%</b>	<b>52.61%</b>	<b>1.30%</b>	<b>1.81%</b>	<b>0.62%</b>	<b>0.69%</b>	<b>100.00%</b>

**PUBLIC DEFENDER SERVICES  
 APPOINTED COUNSEL EXPENSES PAID  
 INCLUDING DIRECT EXPENSES BY CASE TYPE  
 FY 2022**

Felony	\$853,457.50
Misdemeanor	\$219,130.19
Mental Hygiene	\$17,360.90
Juvenile	\$77,430.70
Parole/Prob. Rev.	\$37,619.16
Term/Abuse & Neglect	\$763,273.56
Habeas	\$55,717.06
Supreme Court	\$66,893.57
Municipal Court	\$3,755.48
Other	\$10,559.99
<b>Total Expenses Paid</b>	<b>\$2,105,198.11</b>



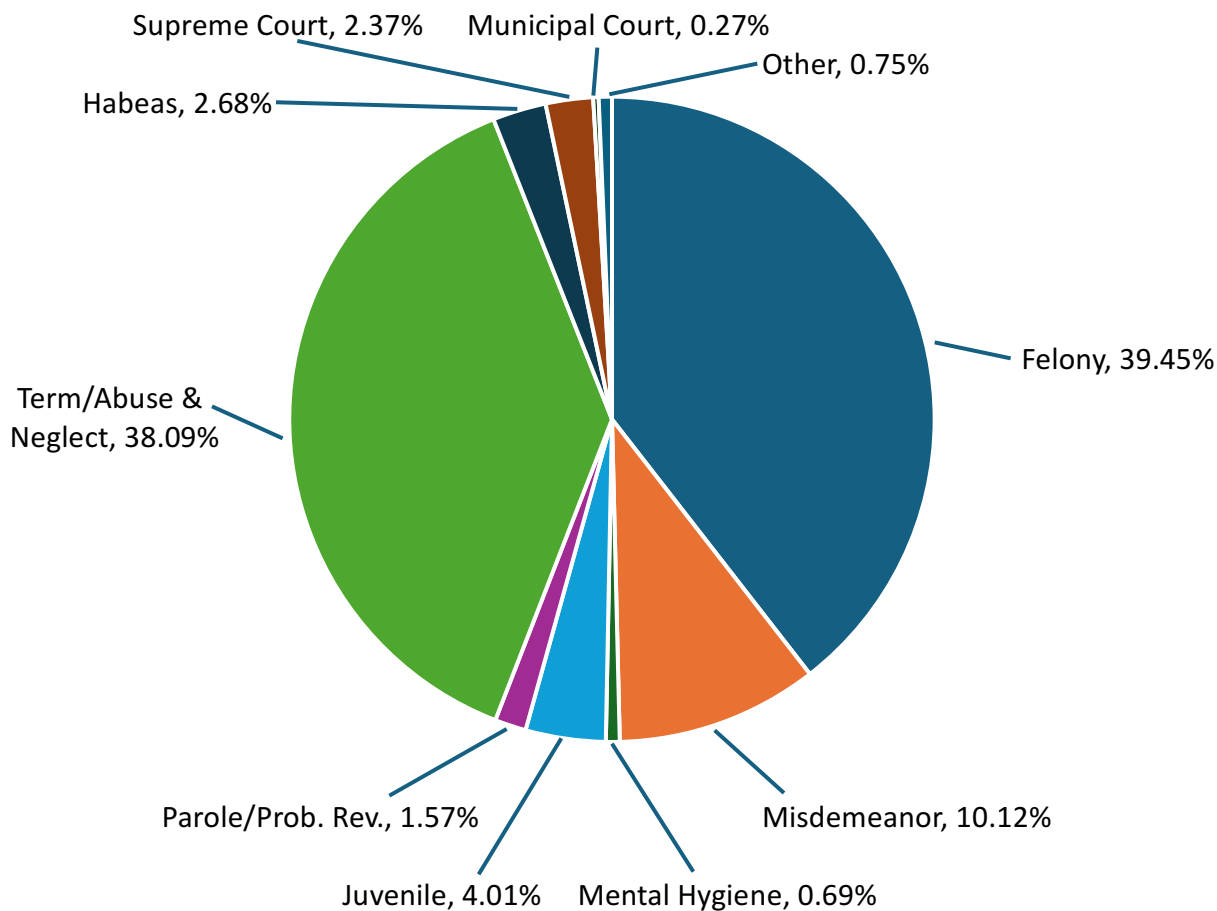
PUBLIC DEFENDER SERVICES APPOINTED COUNSEL EXPENSES BY CASE TYPE (INCLUDING DIRECT EXPENSES) FISCAL YEAR 2022												
Circuit	County	Felony	Misdemeanor	Mental Hygiene	Juvenile	Parole Probation Revocation	Termin/Abuse & Neglect	Habeas	Supreme Court	Municipal Court	Other	Total Expenses
1	Brooke	\$5,163.66	\$2,664.43	\$661.71	\$391.83	\$173.38	\$4,158.32	-	-	-	\$203.54	\$13,416.87
	Hancock	\$57,196.55	\$2,355.05	\$391.78	\$702.88	\$356.70	\$9,064.29	-	\$3,906.49	\$37.06	\$66.73	\$74,077.53
	Ohio	\$4,458.04	\$1,127.86	\$29.34	\$43.52	\$564.53	\$22,069.55	\$1,987.56	\$2,708.01	-	\$22.79	\$33,011.20
	<b>Total</b>	<b>\$66,818.25</b>	<b>\$6,147.34</b>	<b>\$1,082.83</b>	<b>\$1,138.23</b>	<b>\$1,094.61</b>	<b>\$35,292.16</b>	<b>\$1,987.56</b>	<b>\$6,614.50</b>	<b>\$37.06</b>	<b>\$293.06</b>	<b>\$120,505.60</b>
	Marshall	\$3,872.56	\$735.89	\$1,872.59	\$107.06	\$201.11	\$3,456.29	\$771.10	-	-	-	\$50.13
2	Tyler	\$1,549.46	\$2,583.38	\$779.55	\$854.64	\$680.47	\$2,652.49	-	-	-	-	\$9,099.99
	Wetzel	\$3,624.97	\$2,685.94	\$835.18	-	\$291.62	\$5,656.82	-	\$60.76	-	-	\$13,155.29
	<b>Total</b>	<b>\$9,046.99</b>	<b>\$6,005.21</b>	<b>\$3,487.32</b>	<b>\$961.70</b>	<b>\$1,173.20</b>	<b>\$11,765.60</b>	<b>\$771.10</b>	<b>\$60.76</b>	<b>\$0.00</b>	<b>\$50.13</b>	<b>\$33,322.01</b>
3	Doddridge	\$11,342.01	\$5,170.73	\$41.85	\$807.68	\$2,340.96	\$20,384.16	-	-	-	\$241.45	\$40,328.84
	Pleasants	\$14,354.97	\$9,466.84	\$117.40	\$3,113.39	\$86.57	\$10,513.70	-	\$1,376.23	-	\$285.10	\$39,314.20
	Ritchie	\$9,001.84	\$10,847.52	\$9.90	\$991.37	\$701.43	\$16,856.57	-	-	-	\$80.65	\$38,489.28
	<b>Total</b>	<b>\$34,698.82</b>	<b>\$25,485.09</b>	<b>\$169.15</b>	<b>\$4,912.44</b>	<b>\$3,128.96</b>	<b>\$47,754.43</b>	<b>\$0.00</b>	<b>\$1,376.23</b>	<b>\$0.00</b>	<b>\$607.20</b>	<b>\$118,132.32</b>
	Wirt	\$266.12	\$315.12	-	-	\$151.77	\$2,781.90	\$264.83	-	-	-	-
4	Wood	\$38,074.39	\$1,328.31	\$828.56	\$426.44	\$1,088.13	\$43,289.68	\$416.58	\$1,854.38	-	\$21.99	\$87,328.46
	<b>Total</b>	<b>\$38,340.51</b>	<b>\$1,643.43</b>	<b>\$828.56</b>	<b>\$426.44</b>	<b>\$1,239.90</b>	<b>\$46,071.58</b>	<b>\$681.41</b>	<b>\$1,854.38</b>	<b>\$0.00</b>	<b>\$21.99</b>	<b>\$91,108.20</b>
	Calhoun	\$4,246.16	\$543.27	\$35.10	\$1,721.40	\$498.42	\$5,041.74	-	\$345.66	-	-	\$12,431.75
5	Jackson	\$23,585.90	\$3,178.44	\$3,108.18	\$2,697.56	\$746.20	\$28,825.61	\$994.14	\$556.73	-	\$262.74	\$63,955.50
	Mason	\$24,202.67	\$5,790.84	\$23.70	\$627.62	\$820.20	\$11,811.59	\$788.95	\$773.19	-	\$91.23	\$44,929.99
	Roane	\$5,956.38	\$933.38	-	\$824.16	\$426.28	\$10,292.00	-	\$720.43	-	\$182.38	\$19,335.01
	<b>Total</b>	<b>\$57,991.11</b>	<b>\$10,445.93</b>	<b>\$3,166.98</b>	<b>\$5,870.74</b>	<b>\$2,491.10</b>	<b>\$55,970.94</b>	<b>\$1,783.09</b>	<b>\$2,396.01</b>	<b>\$0.00</b>	<b>\$536.35</b>	<b>\$140,652.25</b>
	Cabell	\$47,273.47	\$578.37	-	\$823.70	\$444.64	\$12,227.55	\$5,479.75	\$4,337.20	-	-	\$5.20
6	<b>Total</b>	<b>\$47,273.47</b>	<b>\$578.37</b>	<b>\$0.00</b>	<b>\$823.70</b>	<b>\$444.64</b>	<b>\$12,227.55</b>	<b>\$5,479.75</b>	<b>\$4,337.20</b>	<b>\$0.00</b>	<b>\$5.20</b>	<b>\$71,169.88</b>
	Logan	\$13,121.46	\$8,053.80	-	\$511.71	\$134.46	\$6,418.98	\$141.28	\$1,358.18	-	\$63.39	\$29,803.26
	<b>Total</b>	<b>\$13,121.46</b>	<b>\$8,053.80</b>	<b>\$0.00</b>	<b>\$511.71</b>	<b>\$134.46</b>	<b>\$6,418.98</b>	<b>\$141.28</b>	<b>\$1,358.18</b>	<b>\$0.00</b>	<b>\$63.39</b>	<b>\$29,803.26</b>
8	McDowell	\$7,624.22	\$3,953.11	\$0.60	\$948.54	-	\$12,772.65	\$312.73	\$1,409.92	-	\$2.40	\$27,024.17
	<b>Total</b>	<b>\$7,624.22</b>	<b>\$3,953.11</b>	<b>\$0.60</b>	<b>\$948.54</b>	<b>\$0.00</b>	<b>\$12,772.65</b>	<b>\$312.73</b>	<b>\$1,409.92</b>	<b>\$0.00</b>	<b>\$2.40</b>	<b>\$27,024.17</b>
	Mercer	\$45,454.25	\$3,664.08	\$293.51	\$12,584.81	\$970.59	\$47,314.43	\$3,493.86	\$1,639.84	\$428.19	\$712.87	\$116,556.43
9	<b>Total</b>	<b>\$45,454.25</b>	<b>\$3,664.08</b>	<b>\$293.51</b>	<b>\$12,584.81</b>	<b>\$970.59</b>	<b>\$47,314.43</b>	<b>\$3,493.86</b>	<b>\$1,639.84</b>	<b>\$428.19</b>	<b>\$712.87</b>	<b>\$116,556.43</b>
	Raleigh	\$18,019.38	\$5,382.81	\$1.35	\$87.01	\$450.04	\$29,811.68	\$2,136.21	\$2,107.58	-	\$56.82	\$58,052.88
	<b>Total</b>	<b>\$18,019.38</b>	<b>\$5,382.81</b>	<b>\$1.35</b>	<b>\$87.01</b>	<b>\$450.04</b>	<b>\$29,811.68</b>	<b>\$2,136.21</b>	<b>\$2,107.58</b>	<b>\$0.00</b>	<b>\$56.82</b>	<b>\$58,052.88</b>
11	Greenbrier	\$5,336.01	\$648.02	\$83.63	\$12.75	\$89.60	\$2,089.15	\$794.75	\$820.77	-	\$471.95	\$10,346.63
	Pocahontas	\$2,126.74	\$379.20	-	-	-	\$911.85	-	-	-	\$28.60	\$3,446.39
	<b>Total</b>	<b>\$7,462.75</b>	<b>\$1,027.22</b>	<b>\$83.63</b>	<b>\$12.75</b>	<b>\$89.60</b>	<b>\$3,001.00</b>	<b>\$794.75</b>	<b>\$820.77</b>	<b>\$0.00</b>	<b>\$500.55</b>	<b>\$13,793.02</b>
12	Fayette	\$11,927.45	\$772.31	-	\$562.36	\$164.27	\$20,562.31	\$788.99	\$296.76	-	\$40.97	\$35,115.42
	<b>Total</b>	<b>\$11,927.45</b>	<b>\$772.31</b>	<b>\$0.00</b>	<b>\$562.36</b>	<b>\$164.27</b>	<b>\$20,562.31</b>	<b>\$788.99</b>	<b>\$296.76</b>	<b>\$0.00</b>	<b>\$40.97</b>	<b>\$35,115.42</b>

PUBLIC DEFENDER SERVICES APPOINTED COUNSEL EXPENSES BY CASE TYPE (INCLUDING DIRECT EXPENSES) FISCAL YEAR 2022												
Circuit	County	Felony	Misdemeanor	Mental Hygiene	Juvenile	Parole Probation Revocation	Termin/Abuse & Neglect	Habeas	Supreme Court	Municipal Court	Other	Total Expenses
13	Kanawha	\$20,993.59	\$4,830.11	-	\$720.81	\$579.97	\$34,597.90	\$4,369.79	\$13,411.11	\$2,561.89	\$447.29	\$82,512.46
	<b>Total</b>	<b>\$20,993.59</b>	<b>\$4,830.11</b>	<b>\$0.00</b>	<b>\$720.81</b>	<b>\$579.97</b>	<b>\$34,597.90</b>	<b>\$4,369.79</b>	<b>\$13,411.11</b>	<b>\$2,561.89</b>	<b>\$447.29</b>	<b>\$82,512.46</b>
	Braxton	\$12,592.43	\$8,512.94	-	\$1,100.07	\$2,809.16	\$23,866.93	\$538.58	\$1,246.22	-	\$503.41	\$51,169.74
14	Clay	\$8,327.01	\$3,906.87	-	\$78.41	\$575.10	\$14,083.18	\$184.12	\$201.95	-	\$382.53	\$27,739.17
	Gilmer	\$5,713.40	\$5,267.92	\$38.55	\$3,721.35	\$910.17	\$22,802.57	\$607.04	\$543.19	-	\$852.60	\$40,456.79
	Webster	\$12,146.78	\$2,851.21	\$2.70	\$1,104.03	\$975.64	\$14,757.21	\$298.65	\$236.13	-	\$606.69	\$32,979.04
15	<b>Total</b>	<b>\$38,779.62</b>	<b>\$20,538.94</b>	<b>\$41.25</b>	<b>\$6,003.86</b>	<b>\$5,270.07</b>	<b>\$75,509.89</b>	<b>\$1,628.39</b>	<b>\$2,227.49</b>	<b>\$0.00</b>	<b>\$2,345.23</b>	<b>\$152,344.74</b>
	Harrison	\$20,600.47	\$7,628.11	\$65.25	\$557.28	\$381.47	\$19,475.65	\$1,931.81	\$4,452.33	-	\$9.56	\$55,101.93
	<b>Total</b>	<b>\$20,600.47</b>	<b>\$7,628.11</b>	<b>\$65.25</b>	<b>\$557.28</b>	<b>\$381.47</b>	<b>\$19,475.65</b>	<b>\$1,931.81</b>	<b>\$4,452.33</b>	<b>\$0.00</b>	<b>\$9.56</b>	<b>\$55,101.93</b>
16	Marion	\$28,898.91	\$10,527.96	\$98.69	\$2,236.96	\$1,443.29	\$14,532.45	\$4,062.73	\$802.65	\$260.44	\$843.26	\$63,707.34
	<b>Total</b>	<b>\$28,898.91</b>	<b>\$10,527.96</b>	<b>\$98.69</b>	<b>\$2,236.96</b>	<b>\$1,443.29</b>	<b>\$14,532.45</b>	<b>\$4,062.73</b>	<b>\$802.65</b>	<b>\$260.44</b>	<b>\$843.26</b>	<b>\$63,707.34</b>
	Monongalia	\$23,786.33	\$9,556.35	-	\$1,182.56	\$2,543.22	\$15,279.65	\$2,171.67	\$1,353.78	\$267.78	\$381.52	\$56,522.86
17	<b>Total</b>	<b>\$23,786.33</b>	<b>\$9,556.35</b>	<b>\$0.00</b>	<b>\$1,182.56</b>	<b>\$2,543.22</b>	<b>\$15,279.65</b>	<b>\$2,171.67</b>	<b>\$1,353.78</b>	<b>\$267.78</b>	<b>\$381.52</b>	<b>\$56,522.86</b>
	Preston	\$23,040.31	\$2,379.93	-	\$222.76	\$787.71	\$34,624.62	\$9,041.36	\$3,627.10	\$12.32	\$434.72	\$74,170.83
	<b>Total</b>	<b>\$23,040.31</b>	<b>\$2,379.93</b>	<b>\$0.00</b>	<b>\$222.76</b>	<b>\$787.71</b>	<b>\$34,624.62</b>	<b>\$9,041.36</b>	<b>\$3,627.10</b>	<b>\$12.32</b>	<b>\$434.72</b>	<b>\$74,170.83</b>
19	Barbour	\$14,152.96	\$4,131.81	\$200.80	\$1,046.83	\$722.05	\$26,042.98	-	\$1,918.84	-	\$40.09	\$48,256.36
	Taylor	\$7,933.46	\$3,677.55	\$219.12	\$43.53	\$995.10	\$7,879.51	\$365.65	\$1,133.41	-	\$37.72	\$22,285.05
	<b>Total</b>	<b>\$22,086.42</b>	<b>\$7,809.36</b>	<b>\$419.92</b>	<b>\$1,090.36</b>	<b>\$1,717.15</b>	<b>\$33,922.49</b>	<b>\$365.65</b>	<b>\$3,052.25</b>	<b>\$0.00</b>	<b>\$77.81</b>	<b>\$70,541.41</b>
20	Randolph	\$20,017.51	\$5,302.76	\$34.69	\$2,834.66	\$1,202.84	\$11,262.64	\$163.61	\$1,528.19	\$173.17	\$532.59	\$43,052.66
	<b>Total</b>	<b>\$20,017.51</b>	<b>\$5,302.76</b>	<b>\$34.69</b>	<b>\$2,834.66</b>	<b>\$1,202.84</b>	<b>\$11,262.64</b>	<b>\$163.61</b>	<b>\$1,528.19</b>	<b>\$173.17</b>	<b>\$532.59</b>	<b>\$43,052.66</b>
	Grant	\$9,586.53	\$4,363.01	-	\$487.48	\$609.55	\$4,592.30	-	\$832.34	-	-	\$20,471.21
21	Mineral	\$32,056.59	\$5,241.50	\$49.21	\$233.50	\$236.89	\$3,548.31	\$31.77	\$193.83	-	\$65.15	\$41,656.75
	Tucker	\$4,483.58	\$1,361.61	-	\$499.47	\$530.28	\$1,288.31	-	\$198.63	-	\$67.76	\$8,429.64
	<b>Total</b>	<b>\$46,126.70</b>	<b>\$10,966.12</b>	<b>\$49.21</b>	<b>\$1,220.45</b>	<b>\$1,376.72</b>	<b>\$9,428.92</b>	<b>\$31.77</b>	<b>\$1,224.80</b>	<b>\$0.00</b>	<b>\$132.91</b>	<b>\$70,557.60</b>
22	Hampshire	\$12,120.66	\$6,086.31	\$5.51	\$517.84	\$803.64	\$12,579.73	-	\$948.77	-	\$671.60	\$33,734.06
	Hardy	\$17,128.35	\$6,334.80	\$1.95	\$2,800.14	\$539.52	\$9,385.80	\$210.15	\$142.95	-	\$74.15	\$36,617.81
	Pendleton	\$7,408.38	\$2,219.63	\$6.72	\$1,350.15	\$529.84	\$2,748.69	-	-	-	\$13.25	\$14,276.66
23	<b>Total</b>	<b>\$36,657.39</b>	<b>\$14,640.74</b>	<b>\$14.18</b>	<b>\$4,668.13</b>	<b>\$1,873.00</b>	<b>\$24,714.22</b>	<b>\$210.15</b>	<b>\$1,091.72</b>	<b>\$0.00</b>	<b>\$759.00</b>	<b>\$84,628.53</b>
	Berkeley	\$78,818.36	\$3,096.62	-	\$937.82	\$1,320.16	\$20,785.76	\$3,539.02	\$2,647.41	-	\$65.73	\$111,210.88
	Jefferson	\$24,272.17	\$570.55	-	\$9,780.75	\$356.47	\$5,773.27	\$1,380.16	\$824.31	-	\$2.78	\$42,960.46
24	Morgan	\$7,607.10	\$1,277.68	-	\$484.98	\$867.49	\$7,214.28	\$176.87	\$411.14	-	-	\$18,039.54
	<b>Total</b>	<b>\$110,697.63</b>	<b>\$4,944.85</b>	<b>\$0.00</b>	<b>\$11,203.55</b>	<b>\$2,544.12</b>	<b>\$33,773.31</b>	<b>\$5,096.05</b>	<b>\$3,882.86</b>	<b>\$0.00</b>	<b>\$68.51</b>	<b>\$172,210.88</b>
	Wayne	\$8,178.04	\$724.36	\$17.55	\$71.50	\$567.49	\$8,727.84	\$1,021.86	\$762.31	\$14.63	-	\$20,085.58
<b>Total</b>	<b>\$8,178.04</b>	<b>\$724.36</b>	<b>\$17.55</b>	<b>\$71.50</b>	<b>\$567.49</b>	<b>\$8,727.84</b>	<b>\$1,021.86</b>	<b>\$762.31</b>	<b>\$14.63</b>	<b>\$0.00</b>	<b>\$0.00</b>	<b>\$20,085.58</b>

PUBLIC DEFENDER SERVICES APPOINTED COUNSEL EXPENSES BY CASE TYPE (INCLUDING DIRECT EXPENSES) FISCAL YEAR 2022												
Circuit	County	Felony	Misdemeanor	Mental Hygiene	Juvenile	Parole Probation Revocation	Termin/Abuse & Neglect	Habeas	Supreme Court	Municipal Court	Other	Total Expenses
25	Boone	\$3,948.24	\$685.98	-	\$303.62	\$73.36	\$5,748.84	-	\$333.06	-	\$353.43	\$11,446.53
	Lincoln	\$4,307.12	\$1,629.25	\$77.22	\$506.46	\$441.90	\$14,055.94	\$130.46	-	-	\$74.19	\$21,222.54
	<b>Total</b>	<b>\$8,255.36</b>	<b>\$2,315.23</b>	<b>\$77.22</b>	<b>\$810.08</b>	<b>\$515.26</b>	<b>\$19,804.78</b>	<b>\$130.46</b>	<b>\$333.06</b>	<b>\$0.00</b>	<b>\$427.62</b>	<b>\$32,669.07</b>
26	Lewis	\$12,733.56	\$4,903.36	\$6,732.75	\$483.03	\$693.90	\$10,019.11	\$589.84	\$530.43	-	\$495.30	\$37,181.28
	Upshur	\$14,867.04	\$5,368.79	\$124.40	\$217.40	\$1,087.18	\$6,309.83	\$5,354.57	\$295.60	-	\$161.34	\$33,786.15
	<b>Total</b>	<b>\$27,600.60</b>	<b>\$10,272.15</b>	<b>\$6,857.15</b>	<b>\$700.43</b>	<b>\$1,781.08</b>	<b>\$16,328.94</b>	<b>\$5,944.41</b>	<b>\$826.03</b>	<b>\$0.00</b>	<b>\$656.64</b>	<b>\$70,967.43</b>
27	Wyoming	\$19,183.94	\$18,098.68	\$280.65	\$4,646.44	\$1,840.75	\$18,691.68	-	\$1,260.24	-	\$85.54	\$64,087.92
	<b>Total</b>	<b>\$19,183.94</b>	<b>\$18,098.68</b>	<b>\$280.65</b>	<b>\$4,646.44</b>	<b>\$1,840.75</b>	<b>\$18,691.68</b>	<b>\$0.00</b>	<b>\$1,260.24</b>	<b>\$0.00</b>	<b>\$85.54</b>	<b>\$64,087.92</b>
	Nicholas	\$10,081.57	\$3,701.28	\$3.15	\$326.51	\$572.29	\$44,900.17	\$662.42	\$870.91	-	\$8.86	\$61,127.16
28	<b>Total</b>	<b>\$10,081.57</b>	<b>\$3,701.28</b>	<b>\$3.15</b>	<b>\$326.51</b>	<b>\$572.29</b>	<b>\$44,900.17</b>	<b>\$662.42</b>	<b>\$870.91</b>	<b>\$0.00</b>	<b>\$8.86</b>	<b>\$61,127.16</b>
	Putnam	\$16,023.79	\$8,689.95	\$239.16	\$9,154.11	\$1,065.54	\$13,580.30	\$164.73	\$504.39	-	\$402.24	\$49,824.21
	<b>Total</b>	<b>\$16,023.79</b>	<b>\$8,689.95</b>	<b>\$239.16</b>	<b>\$9,154.11</b>	<b>\$1,065.54</b>	<b>\$13,580.30</b>	<b>\$164.73</b>	<b>\$504.39</b>	<b>\$0.00</b>	<b>\$402.24</b>	<b>\$49,824.21</b>
30	Mingo	\$5,270.86	\$249.58	-	\$127.56	\$175.82	\$3,975.76	\$41.46	\$926.93	-	\$4.80	\$10,772.77
	<b>Total</b>	<b>\$5,270.86</b>	<b>\$249.58</b>	<b>\$0.00</b>	<b>\$127.56</b>	<b>\$175.82</b>	<b>\$3,975.76</b>	<b>\$41.46</b>	<b>\$926.93</b>	<b>\$0.00</b>	<b>\$4.80</b>	<b>\$10,772.77</b>
	Monroe	\$2,525.65	\$1,381.32	\$6.15	\$417.55	-	\$256.20	-	\$111.75	-	\$50.96	\$4,749.58
31	Summers	\$6,874.15	\$1,413.71	\$42.75	\$394.71	-	\$922.84	\$308.01	\$371.54	-	-	\$10,327.71
	<b>Total</b>	<b>\$9,399.80</b>	<b>\$2,795.03</b>	<b>\$48.90</b>	<b>\$812.26</b>	<b>\$0.00</b>	<b>\$1,179.04</b>	<b>\$308.01</b>	<b>\$483.29</b>	<b>\$0.00</b>	<b>\$50.96</b>	<b>\$15,077.29</b>
	<b>STATE TOTAL</b>	<b>\$853,457.50</b>	<b>\$219,130.19</b>	<b>\$17,360.90</b>	<b>\$77,430.70</b>	<b>\$37,619.16</b>	<b>\$763,273.56</b>	<b>\$55,717.06</b>	<b>\$66,893.57</b>	<b>\$3,755.48</b>	<b>\$10,559.99</b>	<b>\$2,105,198.11</b>
		<b>40.54%</b>	<b>10.41%</b>	<b>0.82%</b>	<b>3.68%</b>	<b>1.79%</b>	<b>36.25%</b>	<b>2.65%</b>	<b>3.18%</b>	<b>0.18%</b>	<b>0.50%</b>	<b>100.00%</b>

**PUBLIC DEFENDER SERVICES  
 APPOINTED COUNSEL EXPENSES PAID  
 INCLUDING DIRECT EXPENSES BY CASE TYPE  
 FY 2023**

Felony	\$910,623.10
Misdemeanor	\$233,643.74
Mental Hygiene	\$15,978.05
Juvenile	\$92,559.22
Parole/Prob. Rev.	\$36,215.69
Term/Abuse & Neglect	\$879,168.32
Habeas	\$61,974.28
Supreme Court	\$54,779.77
Municipal Court	\$6,173.61
Other	\$17,320.43
<b>Total Expenses Paid</b>	<b>\$2,308,436.21</b>



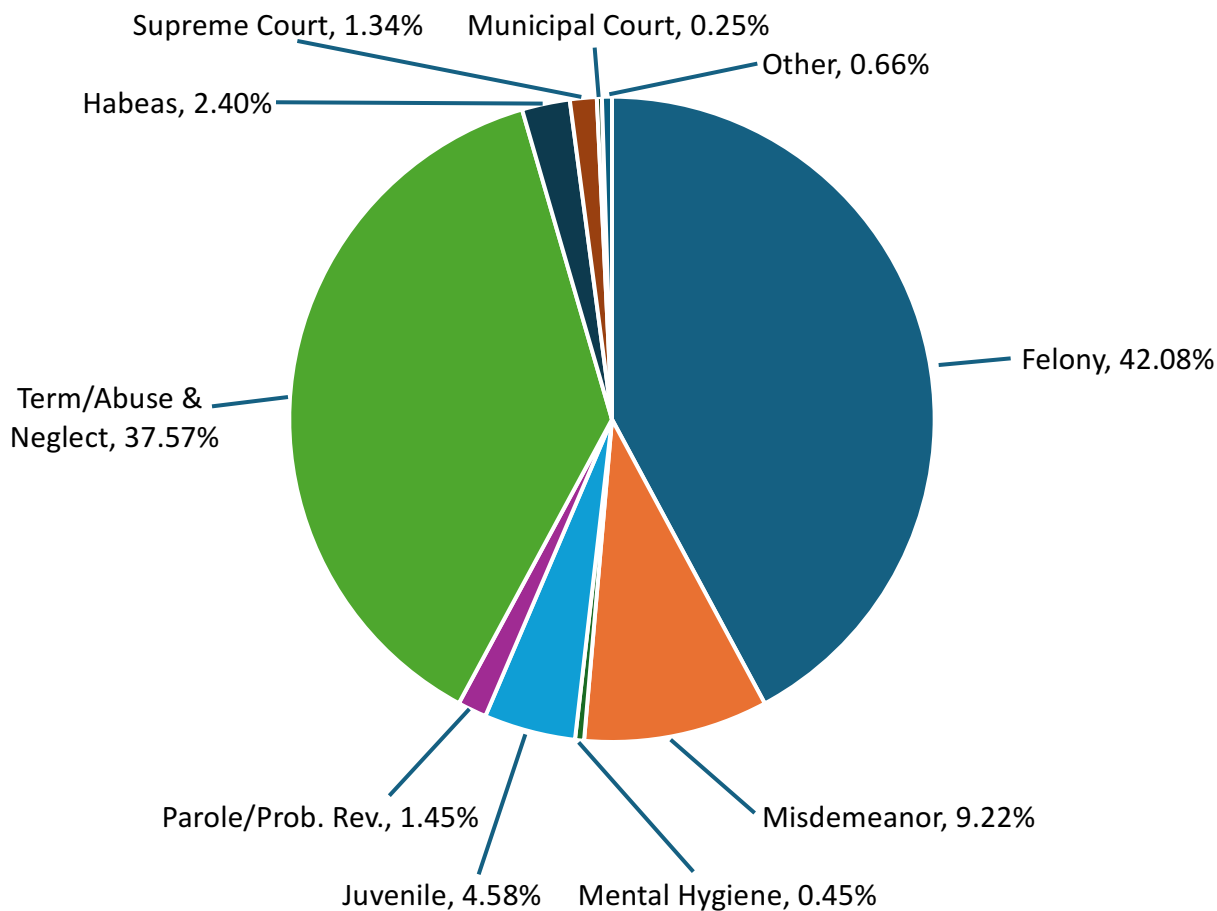
PUBLIC DEFENDER SERVICES APPOINTED COUNSEL EXPENSES BY CASE TYPE (INCLUDING DIRECT EXPENSES) FISCAL YEAR 2023												
Circuit	County	Felony	Misdemeanor	Mental Hygiene	Juvenile	Parole Probation Revocation	Termin/Abuse & Neglect	Habeas	Supreme Court	Municipal Court	Other	Total Expenses
1	Brooke	\$6,397.08	\$2,135.86	\$248.55	\$477.58	\$800.95	\$6,547.34	-	-	-	\$80.84	\$16,688.20
	Hancock	\$4,623.89	\$3,733.79	\$160.00	\$1,159.83	\$304.93	\$8,282.58	\$67.95	-	\$100.39	\$85.98	\$18,519.34
	Ohio	\$11,585.68	\$707.61	\$26.45	\$918.99	\$431.71	\$27,798.86	\$12,691.36	\$3,244.47	-	\$2.82	\$57,407.95
	<b>Total</b>	<b>\$22,606.65</b>	<b>\$6,577.26</b>	<b>\$435.00</b>	<b>\$2,556.40</b>	<b>\$1,537.59</b>	<b>\$42,628.78</b>	<b>\$12,759.31</b>	<b>\$3,244.47</b>	<b>\$100.39</b>	<b>\$169.64</b>	<b>\$92,615.49</b>
	Marshall	\$7,521.65	\$662.15	\$1,661.32	\$356.61	\$204.33	\$3,261.96	\$657.01	\$57.17	-	\$0.75	\$14,382.95
2	Tyler	\$1,493.29	\$1,262.79	\$388.31	\$310.87	\$419.06	\$6,324.87	-	-	-	-	\$10,199.19
	Wetzel	\$5,154.13	\$1,953.55	\$292.34	\$61.77	\$443.20	\$7,095.26	\$3.09	\$48.46	-	\$54.69	\$15,106.49
	<b>Total</b>	<b>\$14,169.07</b>	<b>\$3,878.49</b>	<b>\$2,341.97</b>	<b>\$729.25</b>	<b>\$1,066.59</b>	<b>\$16,682.09</b>	<b>\$660.10</b>	<b>\$105.63</b>	<b>\$0.00</b>	<b>\$55.44</b>	<b>\$39,688.63</b>
3	Doddrige	\$13,502.03	\$6,483.74	\$2.25	\$1,298.10	\$1,182.10	\$18,211.11	\$96.25	-	-	\$173.97	\$40,949.55
	Pleasants	\$7,845.40	\$21,292.21	\$29.01	\$1,494.63	\$80.27	\$14,286.08	\$1.05	-	-	\$125.75	\$45,154.40
	Ritchie	\$11,610.81	\$16,292.40	\$146.67	\$2,703.29	\$1.20	\$17,586.29	-	\$266.60	-	\$27.90	\$48,635.16
	<b>Total</b>	<b>\$32,958.24</b>	<b>\$44,068.35</b>	<b>\$177.93</b>	<b>\$5,496.02</b>	<b>\$1,263.57</b>	<b>\$50,083.48</b>	<b>\$97.30</b>	<b>\$266.60</b>	<b>\$0.00</b>	<b>\$327.62</b>	<b>\$134,739.11</b>
	Wirt	\$105.56	\$229.01	-	-	-	\$4,043.69	-	-	-	-	-
4	Wood	\$66,882.45	\$5,156.57	\$23.01	\$247.61	\$421.66	\$54,249.18	\$5,622.49	\$3,573.37	-	\$537.65	\$136,713.99
	<b>Total</b>	<b>\$66,988.01</b>	<b>\$5,385.58</b>	<b>\$23.01</b>	<b>\$247.61</b>	<b>\$421.66</b>	<b>\$58,292.87</b>	<b>\$5,622.49</b>	<b>\$3,573.37</b>	<b>\$0.00</b>	<b>\$537.65</b>	<b>\$141,092.25</b>
	Calhoun	\$5,198.58	\$1,045.34	-	\$1,515.85	\$403.11	\$8,881.24	-	\$55.11	-	\$122.50	\$17,221.73
5	Jackson	\$10,469.01	\$2,895.08	\$1,005.94	\$3,986.19	\$1,425.37	\$23,956.14	-	\$296.44	-	\$63.03	\$44,097.20
	Mason	\$10,647.11	\$4,824.51	\$13.35	\$6,228.59	\$436.24	\$16,539.14	\$416.54	\$415.17	-	\$202.03	\$39,722.68
	Roane	\$4,362.70	\$825.23	\$597.00	\$1,722.83	\$541.82	\$12,814.25	\$1,737.51	\$405.97	-	-	\$23,007.31
	<b>Total</b>	<b>\$30,677.40</b>	<b>\$9,590.16</b>	<b>\$1,616.29</b>	<b>\$13,453.46</b>	<b>\$2,806.54</b>	<b>\$62,190.77</b>	<b>\$2,154.05</b>	<b>\$1,172.69</b>	<b>\$0.00</b>	<b>\$387.56</b>	<b>\$124,048.92</b>
	Cabell	\$53,213.08	\$332.47	\$31.57	\$138.52	\$301.88	\$20,082.23	\$1,193.02	\$791.18	\$80.57	\$3.15	\$76,167.67
6	<b>Total</b>	<b>\$53,213.08</b>	<b>\$332.47</b>	<b>\$31.57</b>	<b>\$138.52</b>	<b>\$301.88</b>	<b>\$20,082.23</b>	<b>\$1,193.02</b>	<b>\$791.18</b>	<b>\$80.57</b>	<b>\$3.15</b>	<b>\$76,167.67</b>
	Logan	\$11,087.77	\$5,611.72	-	\$712.68	\$281.02	\$8,950.22	\$1.16	-	-	\$51.66	\$26,696.23
	<b>Total</b>	<b>\$11,087.77</b>	<b>\$5,611.72</b>	<b>\$0.00</b>	<b>\$712.68</b>	<b>\$281.02</b>	<b>\$8,950.22</b>	<b>\$1.16</b>	<b>\$0.00</b>	<b>\$0.00</b>	<b>\$51.66</b>	<b>\$26,696.23</b>
8	McDowell	\$16,263.92	\$4,714.42	-	\$364.43	\$1.20	\$16,210.03	\$2,140.74	\$8,027.37	-	\$32.32	\$47,754.43
	<b>Total</b>	<b>\$16,263.92</b>	<b>\$4,714.42</b>	<b>\$0.00</b>	<b>\$364.43</b>	<b>\$1.20</b>	<b>\$16,210.03</b>	<b>\$2,140.74</b>	<b>\$8,027.37</b>	<b>\$0.00</b>	<b>\$32.32</b>	<b>\$47,754.43</b>
	Mercer	\$37,161.37	\$5,621.42	\$1,597.82	\$13,390.19	\$1,021.71	\$58,687.56	\$1,079.64	\$1,319.74	\$150.00	\$194.84	\$120,224.29
9	<b>Total</b>	<b>\$37,161.37</b>	<b>\$5,621.42</b>	<b>\$1,597.82</b>	<b>\$13,390.19</b>	<b>\$1,021.71</b>	<b>\$58,687.56</b>	<b>\$1,079.64</b>	<b>\$1,319.74</b>	<b>\$150.00</b>	<b>\$194.84</b>	<b>\$120,224.29</b>
	Raleigh	\$37,086.43	\$5,038.24	\$1.50	\$1,288.24	\$938.98	\$33,278.33	\$1,609.39	\$495.50	\$22.05	\$48.88	\$79,807.54
	<b>Total</b>	<b>\$37,086.43</b>	<b>\$5,038.24</b>	<b>\$1.50</b>	<b>\$1,288.24</b>	<b>\$938.98</b>	<b>\$33,278.33</b>	<b>\$1,609.39</b>	<b>\$495.50</b>	<b>\$22.05</b>	<b>\$48.88</b>	<b>\$79,807.54</b>
11	Greenbrier	\$8,588.35	\$621.33	\$106.27	\$175.20	\$401.42	\$978.12	\$253.12	\$1,752.54	\$18.41	-	\$12,894.76
	Pocahontas	\$1,825.10	\$956.36	-	\$411.40	-	\$5,294.52	-	\$163.41	-	\$275.00	\$8,925.79
	<b>Total</b>	<b>\$10,413.45</b>	<b>\$1,577.69</b>	<b>\$106.27</b>	<b>\$586.60</b>	<b>\$401.42</b>	<b>\$6,272.64</b>	<b>\$253.12</b>	<b>\$1,915.95</b>	<b>\$18.41</b>	<b>\$275.00</b>	<b>\$21,820.55</b>
12	Fayette	\$37,774.94	\$1,049.71	-	\$667.25	\$391.23	\$21,727.76	\$671.70	\$732.64	\$38.93	-	\$63,054.16
	<b>Total</b>	<b>\$37,774.94</b>	<b>\$1,049.71</b>	<b>-</b>	<b>\$667.25</b>	<b>\$391.23</b>	<b>\$21,727.76</b>	<b>\$671.70</b>	<b>\$732.64</b>	<b>\$38.93</b>	<b>-</b>	<b>\$63,054.16</b>

PUBLIC DEFENDER SERVICES APPOINTED COUNSEL EXPENSES BY CASE TYPE (INCLUDING DIRECT EXPENSES) FISCAL YEAR 2023												
Circuit	County	Felony	Misdemeanor	Mental Hygiene	Juvenile	Parole Probation Revocation	Termin/Abuse & Neglect	Habeas	Supreme Court	Municipal Court	Other	Total Expenses
13	Kanawha	\$17,777.80	\$8,246.44	-	\$782.02	\$1,032.48	\$34,288.86	\$3,801.26	\$6,678.89	\$4,933.16	\$316.36	\$77,857.27
	<b>Total</b>	<b>\$17,777.80</b>	<b>\$8,246.44</b>	<b>\$0.00</b>	<b>\$782.02</b>	<b>\$1,032.48</b>	<b>\$34,288.86</b>	<b>\$3,801.26</b>	<b>\$6,678.89</b>	<b>\$4,933.16</b>	<b>\$316.36</b>	<b>\$77,857.27</b>
	Braxton	\$28,630.12	\$6,835.46	-	\$1,454.78	\$2,099.52	\$25,404.99	\$490.82	\$595.75	\$161.08	\$1,044.24	\$66,716.76
14	Clay	\$11,582.25	\$4,454.33	-	\$2,226.69	\$241.55	\$18,243.52	\$212.95	\$129.55	-	\$134.06	\$37,224.90
	Gilmer	\$3,753.53	\$4,680.41	-	\$9,530.47	\$396.13	\$18,731.24	\$445.15	\$216.12	-	\$1,422.67	\$39,175.72
	Webster	\$10,916.54	\$2,436.28	\$52.40	\$2,388.93	\$648.13	\$10,549.28	\$144.06	\$500.29	-	\$1,806.33	\$29,442.24
15	<b>Total</b>	<b>\$54,882.44</b>	<b>\$18,406.48</b>	<b>\$52.40</b>	<b>\$15,600.87</b>	<b>\$3,385.33</b>	<b>\$72,929.03</b>	<b>\$1,292.98</b>	<b>\$1,441.71</b>	<b>\$161.08</b>	<b>\$4,407.30</b>	<b>\$172,559.62</b>
	Harrison	\$23,076.18	\$4,239.14	\$15.43	\$373.24	\$901.87	\$19,848.34	\$6,166.64	\$2,376.77	-	\$10.00	\$57,007.61
	<b>Total</b>	<b>\$23,076.18</b>	<b>\$4,239.14</b>	<b>\$15.43</b>	<b>\$373.24</b>	<b>\$901.87</b>	<b>\$19,848.34</b>	<b>\$6,166.64</b>	<b>\$2,376.77</b>	<b>\$0.00</b>	<b>\$10.00</b>	<b>\$57,007.61</b>
16	Marion	\$42,148.74	\$12,495.61	-	\$3,335.38	\$2,732.02	\$20,255.64	\$2,673.26	\$1,801.07	\$76.99	\$2,968.09	\$88,486.80
	<b>Total</b>	<b>\$42,148.74</b>	<b>\$12,495.61</b>	<b>\$0.00</b>	<b>\$3,335.38</b>	<b>\$2,732.02</b>	<b>\$20,255.64</b>	<b>\$2,673.26</b>	<b>\$1,801.07</b>	<b>\$76.99</b>	<b>\$2,968.09</b>	<b>\$88,486.80</b>
	Monongalia	\$31,097.84	\$9,319.17	\$12.30	\$1,472.30	\$2,268.82	\$17,192.12	\$1,412.93	\$197.52	\$322.51	\$429.72	\$63,725.23
17	<b>Total</b>	<b>\$31,097.84</b>	<b>\$9,319.17</b>	<b>\$12.30</b>	<b>\$1,472.30</b>	<b>\$2,268.82</b>	<b>\$17,192.12</b>	<b>\$1,412.93</b>	<b>\$197.52</b>	<b>\$322.51</b>	<b>\$429.72</b>	<b>\$63,725.23</b>
	Preston	\$21,191.54	\$1,341.55	-	\$203.84	\$527.86	\$41,278.38	\$1,398.57	\$1,921.63	-	\$142.29	\$68,005.66
	<b>Total</b>	<b>\$21,191.54</b>	<b>\$1,341.55</b>	<b>\$0.00</b>	<b>\$203.84</b>	<b>\$527.86</b>	<b>\$41,278.38</b>	<b>\$1,398.57</b>	<b>\$1,921.63</b>	<b>\$0.00</b>	<b>\$142.29</b>	<b>\$68,005.66</b>
19	Barbour	\$9,208.49	\$5,124.82	-	\$1,197.70	\$472.91	\$17,205.83	-	\$879.70	-	\$1,014.16	\$35,103.61
	Taylor	\$7,729.64	\$2,987.18	\$228.15	\$137.10	\$679.28	\$10,368.85	\$141.54	\$22.00	-	\$44.10	\$22,337.84
	<b>Total</b>	<b>\$16,938.13</b>	<b>\$8,112.00</b>	<b>\$228.15</b>	<b>\$1,334.80</b>	<b>\$1,152.19</b>	<b>\$27,574.68</b>	<b>\$141.54</b>	<b>\$901.70</b>	<b>\$0.00</b>	<b>\$1,058.26</b>	<b>\$57,441.45</b>
20	Randolph	\$28,179.94	\$4,936.20	\$58.28	\$2,752.53	\$2,647.33	\$12,773.49	\$165.93	\$1,931.37	\$218.36	\$568.27	\$54,231.70
	<b>Total</b>	<b>\$28,179.94</b>	<b>\$4,936.20</b>	<b>\$58.28</b>	<b>\$2,752.53</b>	<b>\$2,647.33</b>	<b>\$12,773.49</b>	<b>\$165.93</b>	<b>\$1,931.37</b>	<b>\$218.36</b>	<b>\$568.27</b>	<b>\$54,231.70</b>
	Grant	\$17,041.23	\$3,355.52	-	\$725.07	\$1,049.78	\$7,493.38	\$184.05	\$672.24	-	\$148.32	\$30,669.59
21	Mineral	\$19,793.80	\$4,379.74	\$112.91	\$187.83	\$183.39	\$6,355.92	-	\$571.62	-	\$19.44	\$31,604.65
	Tucker	\$2,257.11	\$2,657.72	-	\$718.79	\$134.44	\$2,983.82	-	\$117.50	-	-	\$8,869.38
	<b>Total</b>	<b>\$39,092.14</b>	<b>\$10,392.98</b>	<b>\$112.91</b>	<b>\$1,631.69</b>	<b>\$1,367.61</b>	<b>\$16,833.12</b>	<b>\$184.05</b>	<b>\$1,361.36</b>	<b>\$0.00</b>	<b>\$167.76</b>	<b>\$71,143.62</b>
22	Hampshire	\$13,880.21	\$3,338.38	\$2.85	\$708.75	\$470.91	\$14,849.53	\$2,165.00	-	-	\$583.04	\$35,998.67
	Hardy	\$5,538.37	\$3,890.52	-	\$730.72	\$454.02	\$12,484.48	-	\$195.93	-	\$132.53	\$23,426.57
	Pendleton	\$4,209.24	\$2,705.57	\$70.00	\$518.31	\$429.07	\$3,658.65	-	-	-	\$143.10	\$11,733.94
23	<b>Total</b>	<b>\$23,627.82</b>	<b>\$9,934.47</b>	<b>\$72.85</b>	<b>\$1,957.78</b>	<b>\$1,354.00</b>	<b>\$30,992.66</b>	<b>\$2,165.00</b>	<b>\$195.93</b>	<b>\$0.00</b>	<b>\$858.67</b>	<b>\$71,159.18</b>
	Berkeley	\$66,777.07	\$6,971.43	\$375.00	\$3,176.65	\$1,579.84	\$23,569.21	\$2,681.31	\$3,660.99	-	\$990.67	\$109,782.17
	Jefferson	\$35,185.20	\$2,595.62	-	\$51.67	\$405.18	\$5,075.42	\$1,165.20	\$518.25	-	\$10.42	\$45,006.96
24	Morgan	\$3,331.60	\$3,394.00	-	\$865.41	\$531.49	\$4,634.76	\$2,221.45	\$1,894.99	-	\$64.87	\$16,938.57
	<b>Total</b>	<b>\$105,293.87</b>	<b>\$12,961.05</b>	<b>\$375.00</b>	<b>\$4,093.73</b>	<b>\$2,516.51</b>	<b>\$33,279.39</b>	<b>\$6,067.96</b>	<b>\$6,074.23</b>	<b>\$0.00</b>	<b>\$1,065.96</b>	<b>\$171,727.70</b>
	Wayne	\$7,072.44	\$524.44	-	\$331.77	\$513.51	\$6,712.78	\$2.39	\$568.55	-	\$16.88	\$15,742.76
<b>Total</b>	<b>\$7,072.44</b>	<b>\$524.44</b>	<b>\$0.00</b>	<b>\$331.77</b>	<b>\$513.51</b>	<b>\$6,712.78</b>	<b>\$2.39</b>	<b>\$568.55</b>	<b>\$0.00</b>	<b>\$16.88</b>	<b>\$15,742.76</b>	

PUBLIC DEFENDER SERVICES APPOINTED COUNSEL EXPENSES BY CASE TYPE (INCLUDING DIRECT EXPENSES) FISCAL YEAR 2023												
Circuit	County	Felony	Misdemeanor	Mental Hygiene	Juvenile	Parole Probation Revocation	Termin/Abuse & Neglect	Habeas	Supreme Court	Municipal Court	Other	Total Expenses
25	Boone	\$5,326.44	\$1,269.58	-	\$162.02	-	\$17,989.72	\$599.34	\$75.05	-	\$135.05	\$25,557.20
	Lincoln	\$4,801.64	\$745.03	\$60.85	\$689.31	\$1,169.28	\$11,659.79	\$44.90	-	\$8.78	\$202.87	\$19,382.45
	<b>Total</b>	<b>\$10,128.08</b>	<b>\$2,014.61</b>	<b>\$60.85</b>	<b>\$851.33</b>	<b>\$1,169.28</b>	<b>\$29,649.51</b>	<b>\$644.24</b>	<b>\$75.05</b>	<b>\$8.78</b>	<b>\$337.92</b>	<b>\$44,939.65</b>
26	Lewis	\$12,572.41	\$3,856.51	\$7,930.65	\$1,366.06	\$1,348.97	\$15,949.55	\$558.20	\$1,860.81	-	\$399.13	\$45,842.29
	Upshur	\$10,437.02	\$6,434.13	\$8.75	\$1,009.28	\$899.26	\$12,689.35	\$1,761.32	\$380.93	-	\$386.67	\$34,006.71
	<b>Total</b>	<b>\$23,009.43</b>	<b>\$10,290.64</b>	<b>\$7,939.40</b>	<b>\$2,375.34</b>	<b>\$2,248.23</b>	<b>\$28,638.90</b>	<b>\$2,319.52</b>	<b>\$2,241.74</b>	<b>\$0.00</b>	<b>\$785.80</b>	<b>\$79,849.00</b>
27	Wyoming	\$40,997.43	\$12,333.61	-	\$2,150.27	\$433.48	\$17,625.08	-	\$292.55	-	\$881.02	\$74,713.44
	<b>Total</b>	<b>\$40,997.43</b>	<b>\$12,333.61</b>	<b>\$0.00</b>	<b>\$2,150.27</b>	<b>\$433.48</b>	<b>\$17,625.08</b>	<b>\$0.00</b>	<b>\$292.55</b>	<b>\$0.00</b>	<b>\$881.02</b>	<b>\$74,713.44</b>
	Nicholas	\$10,919.12	\$2,816.47	-	\$1,890.90	\$219.89	\$47,987.86	\$3,118.70	\$61.85	-	\$173.15	\$67,187.94
28	<b>Total</b>	<b>\$10,919.12</b>	<b>\$2,816.47</b>	<b>\$0.00</b>	<b>\$1,890.90</b>	<b>\$219.89</b>	<b>\$47,987.86</b>	<b>\$3,118.70</b>	<b>\$61.85</b>	<b>\$0.00</b>	<b>\$173.15</b>	<b>\$67,187.94</b>
	Putnam	\$14,814.54	\$8,958.90	\$282.90	\$10,585.07	\$857.54	\$17,268.49	\$2,132.23	\$4,079.22	-	\$854.15	\$59,833.04
	<b>Total</b>	<b>\$14,814.54</b>	<b>\$8,958.90</b>	<b>\$282.90</b>	<b>\$10,585.07</b>	<b>\$857.54</b>	<b>\$17,268.49</b>	<b>\$2,132.23</b>	<b>\$4,079.22</b>	<b>\$0.00</b>	<b>\$854.15</b>	<b>\$59,833.04</b>
30	Mingo	\$19,846.13	\$216.23	-	\$143.54	\$256.20	\$8,077.36	\$45.06	\$264.62	\$42.38	\$1.20	\$28,892.72
	<b>Total</b>	<b>\$19,846.13</b>	<b>\$216.23</b>	<b>\$0.00</b>	<b>\$143.54</b>	<b>\$256.20</b>	<b>\$8,077.36</b>	<b>\$45.06</b>	<b>\$264.62</b>	<b>\$42.38</b>	<b>\$1.20</b>	<b>\$28,892.72</b>
	Monroe	\$2,379.82	\$1,439.25	\$6.30	\$319.20	-	\$143.51	-	\$82.50	-	\$125.03	\$4,495.61
31	Summers	\$7,749.34	\$1,218.99	\$429.92	\$742.97	\$198.15	\$732.36	-	\$586.37	-	\$68.84	\$11,726.94
	<b>Total</b>	<b>\$10,129.16</b>	<b>\$2,658.24</b>	<b>\$436.22</b>	<b>\$1,062.17</b>	<b>\$198.15</b>	<b>\$875.87</b>	<b>\$0.00</b>	<b>\$668.87</b>	<b>\$0.00</b>	<b>\$193.87</b>	<b>\$16,222.55</b>
	<b>STATE TOTAL</b>	<b>\$910,623.10</b>	<b>\$233,643.74</b>	<b>\$15,978.05</b>	<b>\$92,559.22</b>	<b>\$36,215.69</b>	<b>\$879,168.32</b>	<b>\$61,974.28</b>	<b>\$54,779.77</b>	<b>\$6,173.61</b>	<b>\$17,320.43</b>	<b>\$2,308,436.21</b>
		<b>39.45%</b>	<b>10.12%</b>	<b>0.69%</b>	<b>4.01%</b>	<b>1.57%</b>	<b>38.09%</b>	<b>2.68%</b>	<b>2.37%</b>	<b>0.27%</b>	<b>0.75%</b>	<b>100.00%</b>

**PUBLIC DEFENDER SERVICES  
 APPOINTED COUNSEL EXPENSES PAID  
 INCLUDING DIRECT EXPENSES BY CASE TYPE  
 FY 2024**

Felony	\$1,071,408.07
Misdemeanor	\$234,691.00
Mental Hygiene	\$11,472.46
Juvenile	\$116,733.44
Parole/Prob. Rev.	\$36,844.10
Term/Abuse & Neglect	\$956,550.65
Habeas	\$61,173.23
Supreme Court	\$34,202.35
Municipal Court	\$6,368.61
Other	\$16,702.19
<b>Total Expenses Paid</b>	<b>\$2,546,146.10</b>



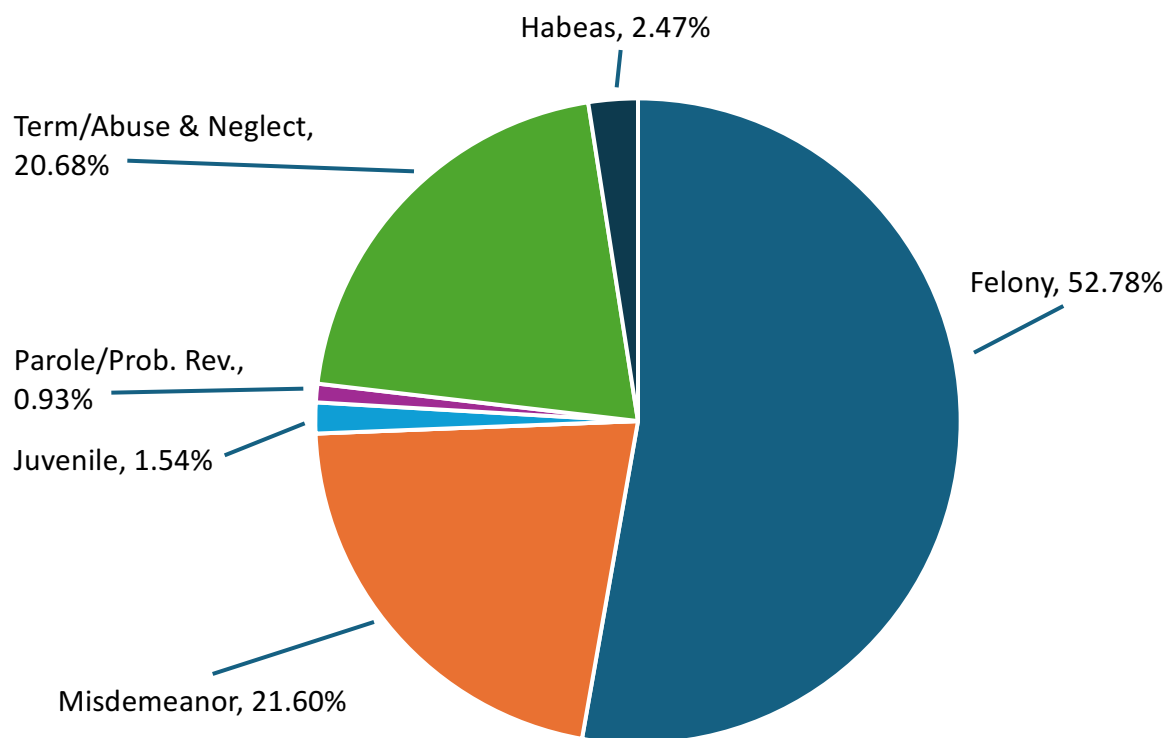
PUBLIC DEFENDER SERVICES APPOINTED COUNSEL EXPENSES BY CASE TYPE (INCLUDING DIRECT EXPENSES) FISCAL YEAR 2024													
Circuit	County	Felony	Misdemeanor	Mental Hygiene	Juvenile	Parole Probation Revocation	Termin/Abuse & Neglect	Habeas	Supreme Court	Municipal Court	Other	Total Expenses	
1	Brooke	\$16,684.20	\$6,105.31	\$252.35	\$736.67	\$343.91	\$9,281.20	-	\$65.55	-	\$40.25	\$33,509.44	
	Hancock	\$62,083.21	\$2,216.23	\$285.49	\$859.46	\$314.84	\$13,096.98	\$42.41	-	\$38.27	\$336.47	\$79,273.36	
	Ohio	\$20,502.74	\$1,357.96	\$183.19	\$571.95	\$61.77	\$31,665.37	\$4,398.42	\$1,968.42	-	\$81.92	\$60,791.74	
	<b>Total</b>	<b>\$99,270.15</b>	<b>\$9,679.50</b>	<b>\$721.03</b>	<b>\$2,168.08</b>	<b>\$720.52</b>	<b>\$54,043.55</b>	<b>\$1,687.23</b>	<b>\$2,033.97</b>	<b>\$38.27</b>	<b>\$458.64</b>	<b>\$173,574.54</b>	
	Marshall	\$1,824.54	\$1,404.04	\$1,070.26	\$252.58	\$276.51	\$12,053.71	\$8,519.90	-	\$139.96	-	\$42.27	\$18,751.10
2	Tyler	\$3,151.35	\$853.69	\$142.47	\$300.82	\$583.04	\$18,759.09	\$160.41	-	-	\$4.65	\$13,555.92	
	Wetzel	\$7,211.54	\$1,014.03	\$256.56	\$507.79	\$455.13	\$18,759.09	\$361.43	-	-	\$239.88	\$28,965.86	
	<b>Total</b>	<b>\$12,187.43</b>	<b>\$3,271.76</b>	<b>\$1,469.29</b>	<b>\$1,061.19</b>	<b>\$1,314.68</b>	<b>\$39,332.70</b>	<b>\$1,847.64</b>	<b>\$501.39</b>	<b>\$0.00</b>	<b>\$286.80</b>	<b>\$61,272.88</b>	
3	Doddrige	\$21,670.85	\$13,736.57	\$113.43	\$1,356.39	\$2,068.89	\$15,850.69	-	\$114.98	-	\$538.93	\$55,450.73	
	Pleasants	\$11,953.02	\$19,910.91	\$75.98	\$5,029.15	\$740.75	\$10,733.84	\$110.51	\$125.24	-	\$131.81	\$48,811.21	
	Ritchie	\$10,717.69	\$17,249.90	\$55.02	\$2,766.64	\$727.36	\$17,244.44	-	\$317.21	\$55.68	\$160.34	\$49,294.28	
	<b>Total</b>	<b>\$44,341.56</b>	<b>\$50,897.38</b>	<b>\$244.43</b>	<b>\$9,152.18</b>	<b>\$3,537.00</b>	<b>\$43,828.97</b>	<b>\$110.51</b>	<b>\$557.43</b>	<b>\$55.68</b>	<b>\$831.08</b>	<b>\$153,556.22</b>	
	Wirt	\$1,181.61	\$391.05	-	-	-	\$3,247.08	-	\$69.75	-	-	\$4,889.49	
4	Wood	\$65,445.12	\$784.66	-	\$371.99	\$217.01	\$59,607.23	\$15.21	\$2,403.91	-	\$45.10	\$128,890.23	
	<b>Total</b>	<b>\$66,626.73</b>	<b>\$1,175.71</b>	<b>\$0.00</b>	<b>\$371.99</b>	<b>\$217.01</b>	<b>\$62,854.31</b>	<b>\$15.21</b>	<b>\$2,473.66</b>	<b>\$0.00</b>	<b>\$45.10</b>	<b>\$133,779.72</b>	
	Calhoun	\$2,057.29	\$947.64	-	\$1,789.49	\$202.08	\$6,521.79	-	-	-	\$104.80	\$11,623.09	
5	Jackson	\$6,351.65	\$1,778.93	\$511.84	\$4,931.74	\$709.03	\$28,768.97	\$59.66	\$486.19	-	\$650.00	\$44,248.01	
	Mason	\$17,089.65	\$3,018.24	\$6.30	\$5,228.76	\$311.90	\$14,434.68	-	-	-	\$219.37	\$40,308.90	
	Roane	\$4,508.13	\$695.55	\$436.48	\$774.49	-	\$16,113.88	\$920.41	\$309.10	-	\$106.11	\$23,864.15	
	<b>Total</b>	<b>\$30,006.72</b>	<b>\$6,440.36</b>	<b>\$954.62</b>	<b>\$12,724.48</b>	<b>\$1,223.01</b>	<b>\$65,839.32</b>	<b>\$980.07</b>	<b>\$795.29</b>	<b>\$0.00</b>	<b>\$1,080.28</b>	<b>\$120,044.15</b>	
	Cabell	\$120,524.25	\$855.32	\$0.39	\$938.81	\$412.79	\$17,592.77	\$2,368.24	\$754.45	-	\$110.82	\$143,557.84	
6	<b>Total</b>	<b>\$120,524.25</b>	<b>\$855.32</b>	<b>\$0.39</b>	<b>\$938.81</b>	<b>\$412.79</b>	<b>\$17,592.77</b>	<b>\$2,368.24</b>	<b>\$754.45</b>	<b>\$0.00</b>	<b>\$110.82</b>	<b>\$143,557.84</b>	
	Logan	\$10,312.47	\$3,799.20	-	\$354.65	\$197.39	\$10,349.09	\$3,632.58	-	-	\$15.36	\$28,660.74	
	<b>Total</b>	<b>\$10,312.47</b>	<b>\$3,799.20</b>	<b>\$0.00</b>	<b>\$354.65</b>	<b>\$197.39</b>	<b>\$10,349.09</b>	<b>\$3,632.58</b>	<b>\$0.00</b>	<b>\$0.00</b>	<b>\$15.36</b>	<b>\$28,660.74</b>	
7	McDowell	\$16,739.82	\$4,697.26	-	\$2,086.25	\$88.79	\$12,753.45	\$791.15	\$477.89	-	\$1.05	\$37,635.66	
	<b>Total</b>	<b>\$16,739.82</b>	<b>\$4,697.26</b>	<b>\$0.00</b>	<b>\$2,086.25</b>	<b>\$88.79</b>	<b>\$12,753.45</b>	<b>\$791.15</b>	<b>\$477.89</b>	<b>\$0.00</b>	<b>\$1.05</b>	<b>\$37,635.66</b>	
	Mercer	\$64,621.79	\$5,551.63	\$1,246.79	\$13,334.06	\$913.44	\$61,345.13	\$6,302.35	\$719.42	\$68.02	\$1,147.87	\$155,250.50	
8	<b>Total</b>	<b>\$64,621.79</b>	<b>\$5,551.63</b>	<b>\$1,246.79</b>	<b>\$13,334.06</b>	<b>\$913.44</b>	<b>\$61,345.13</b>	<b>\$6,302.35</b>	<b>\$719.42</b>	<b>\$68.02</b>	<b>\$1,147.87</b>	<b>\$155,250.50</b>	
	Raleigh	\$29,524.80	\$5,730.02	-	\$712.25	\$1,377.63	\$33,409.14	\$1,858.03	\$1,674.01	-	-	\$74,285.88	
	<b>Total</b>	<b>\$29,524.80</b>	<b>\$5,730.02</b>	<b>\$0.00</b>	<b>\$712.25</b>	<b>\$1,377.63</b>	<b>\$33,409.14</b>	<b>\$1,858.03</b>	<b>\$1,674.01</b>	<b>\$0.00</b>	<b>\$0.00</b>	<b>\$74,285.88</b>	
9	Greenbrier	\$13,846.92	\$343.08	\$160.74	\$445.64	-	\$2,781.58	-	\$178.00	\$37.31	\$404.12	\$18,197.39	
	Pocahontas	\$4,462.91	\$1,567.31	-	-	-	\$6,177.02	\$561.64	\$525.75	-	\$121.60	\$13,416.23	
	<b>Total</b>	<b>\$18,309.83</b>	<b>\$1,910.39</b>	<b>\$160.74</b>	<b>\$445.64</b>	<b>\$0.00</b>	<b>\$8,958.60</b>	<b>\$561.64</b>	<b>\$703.75</b>	<b>\$37.31</b>	<b>\$525.72</b>	<b>\$31,613.62</b>	
10	Fayette	\$6,336.00	\$375.31	\$68.90	\$1,024.98	\$543.21	\$20,790.35	\$1,317.00	\$504.93	\$34.76	\$15.72	\$31,011.16	
	<b>Total</b>	<b>\$6,336.00</b>	<b>\$375.31</b>	<b>\$68.90</b>	<b>\$1,024.98</b>	<b>\$543.21</b>	<b>\$20,790.35</b>	<b>\$1,317.00</b>	<b>\$504.93</b>	<b>\$34.76</b>	<b>\$15.72</b>	<b>\$31,011.16</b>	
	<b>Total</b>	<b>\$6,336.00</b>	<b>\$375.31</b>	<b>\$68.90</b>	<b>\$1,024.98</b>	<b>\$543.21</b>	<b>\$20,790.35</b>	<b>\$1,317.00</b>	<b>\$504.93</b>	<b>\$34.76</b>	<b>\$15.72</b>	<b>\$31,011.16</b>	

PUBLIC DEFENDER SERVICES APPOINTED COUNSEL EXPENSES BY CASE TYPE (INCLUDING DIRECT EXPENSES) FISCAL YEAR 2024												
Circuit	County	Felony	Misdemeanor	Mental Hygiene	Juvenile	Parole Probation Revocation	Termin/Abuse & Neglect	Habeas	Supreme Court	Municipal Court	Other	Total Expenses
13	Kanawha	\$91,268.79	\$5,236.82	-	\$3,930.62	\$665.71	\$23,802.50	\$2,180.79	\$3,327.90	\$5,128.39	\$1,205.08	\$136,746.60
	<b>Total</b>	<b>\$91,268.79</b>	<b>\$5,236.82</b>	<b>\$0.00</b>	<b>\$3,930.62</b>	<b>\$665.71</b>	<b>\$23,802.50</b>	<b>\$2,180.79</b>	<b>\$3,327.90</b>	<b>\$5,128.39</b>	<b>\$1,205.08</b>	<b>\$136,746.60</b>
	Braxton	\$14,693.44	\$10,250.23	\$197.03	\$2,669.21	\$2,520.24	\$26,676.14	\$8.85	-	-	\$494.14	\$57,509.28
14	Clay	\$9,955.13	\$2,259.34	-	\$1,023.26	\$260.39	\$15,382.94	\$319.32	\$63.15	-	\$186.79	\$29,450.32
	Gilmer	\$6,252.54	\$5,756.93	-	\$7,237.28	\$905.03	\$13,565.63	\$194.65	\$157.20	-	\$1,268.90	\$35,338.16
	Webster	\$6,958.21	\$2,147.87	\$37.51	\$2,139.61	\$854.92	\$25,308.48	-	-	-	\$92.07	\$37,538.67
<b>Total</b>	<b>\$37,859.32</b>	<b>\$20,414.37</b>	<b>\$234.54</b>	<b>\$13,069.36</b>	<b>\$4,540.58</b>	<b>\$80,933.19</b>	<b>\$522.82</b>	<b>\$220.35</b>	<b>\$0.00</b>	<b>\$0.00</b>	<b>\$2,041.90</b>	<b>\$159,836.43</b>
15	Harrison	\$19,575.78	\$4,251.12	-	\$327.91	\$1,283.87	\$22,165.47	\$5,070.23	\$1,801.98	-	\$45.31	\$54,521.67
	<b>Total</b>	<b>\$19,575.78</b>	<b>\$4,251.12</b>	<b>\$0.00</b>	<b>\$327.91</b>	<b>\$1,283.87</b>	<b>\$22,165.47</b>	<b>\$5,070.23</b>	<b>\$1,801.98</b>	<b>\$0.00</b>	<b>\$45.31</b>	<b>\$54,521.67</b>
	Marion	\$23,772.60	\$11,333.89	-	\$4,745.93	\$2,647.61	\$19,294.18	\$2,852.27	\$2,868.02	\$113.92	\$1,924.83	\$69,553.25
<b>Total</b>	<b>\$23,772.60</b>	<b>\$11,333.89</b>	<b>\$0.00</b>	<b>\$4,745.93</b>	<b>\$2,647.61</b>	<b>\$19,294.18</b>	<b>\$2,852.27</b>	<b>\$2,868.02</b>	<b>\$113.92</b>	<b>\$113.92</b>	<b>\$1,924.83</b>	<b>\$69,553.25</b>
17	Monongalia	\$40,268.50	\$6,399.41	\$18.00	\$3,319.56	\$2,214.16	\$39,329.64	\$2,207.55	\$602.06	\$123.64	\$819.79	\$95,302.31
	<b>Total</b>	<b>\$40,268.50</b>	<b>\$6,399.41</b>	<b>\$18.00</b>	<b>\$3,319.56</b>	<b>\$2,214.16</b>	<b>\$39,329.64</b>	<b>\$2,207.55</b>	<b>\$602.06</b>	<b>\$123.64</b>	<b>\$819.79</b>	<b>\$95,302.31</b>
	Preston	\$24,063.41	\$1,587.40	-	\$442.88	\$507.60	\$38,429.07	\$2,202.89	\$6.00	-	\$32.16	\$67,271.41
<b>Total</b>	<b>\$24,063.41</b>	<b>\$1,587.40</b>	<b>\$0.00</b>	<b>\$442.88</b>	<b>\$507.60</b>	<b>\$38,429.07</b>	<b>\$2,202.89</b>	<b>\$6.00</b>	<b>\$0.00</b>	<b>\$0.00</b>	<b>\$32.16</b>	<b>\$67,271.41</b>
19	Barbour	\$8,421.06	\$6,681.30	\$144.55	\$571.78	\$967.96	\$19,143.79	\$442.85	\$1,042.60	-	\$154.46	\$37,570.35
	Taylor	\$7,007.07	\$4,010.77	\$73.58	\$1,113.59	\$433.74	\$7,309.44	\$19.80	-	-	\$186.71	\$20,154.70
	<b>Total</b>	<b>\$15,428.13</b>	<b>\$10,692.07</b>	<b>\$218.13</b>	<b>\$1,685.37</b>	<b>\$1,401.70</b>	<b>\$26,453.23</b>	<b>\$462.65</b>	<b>\$1,042.60</b>	<b>\$0.00</b>	<b>\$341.17</b>	<b>\$57,725.05</b>
20	Randolph	\$19,483.60	\$5,016.31	\$91.47	\$2,774.98	\$909.90	\$8,314.40	\$564.00	\$1,032.11	\$476.91	\$236.23	\$38,899.91
	<b>Total</b>	<b>\$19,483.60</b>	<b>\$5,016.31</b>	<b>\$91.47</b>	<b>\$2,774.98</b>	<b>\$909.90</b>	<b>\$8,314.40</b>	<b>\$564.00</b>	<b>\$1,032.11</b>	<b>\$476.91</b>	<b>\$236.23</b>	<b>\$38,899.91</b>
	Grant	\$8,709.78	\$3,469.38	\$46.90	\$1,885.70	\$1,104.10	\$7,904.12	\$189.50	\$36.99	-	-	\$23,346.47
21	Mineral	\$8,727.60	\$5,196.34	\$0.90	\$1,619.42	\$328.28	\$10,625.24	\$273.44	\$93.94	-	\$794.03	\$27,659.19
	Tucker	\$2,137.41	\$747.75	-	\$1,478.77	\$39.63	\$2,777.22	-	\$24.60	-	-	\$7,205.38
	<b>Total</b>	<b>\$19,574.79</b>	<b>\$9,413.47</b>	<b>\$47.80</b>	<b>\$4,983.89</b>	<b>\$1,472.01</b>	<b>\$21,306.58</b>	<b>\$462.94</b>	<b>\$155.53</b>	<b>\$0.00</b>	<b>\$794.03</b>	<b>\$58,211.04</b>
22	Hampshire	\$13,530.61	\$4,115.13	\$2.10	\$475.31	\$469.02	\$11,605.20	\$457.09	\$664.81	-	\$559.23	\$31,878.50
	Hardy	\$7,912.16	\$2,510.55	\$0.75	\$1,309.89	\$241.65	\$6,107.45	-	\$516.18	-	\$222.82	\$18,821.45
	Pendleton	\$6,023.27	\$1,978.48	\$16.11	\$772.40	\$1,762.43	\$6,541.98	-	\$27.45	-	\$48.23	\$17,170.35
<b>Total</b>	<b>\$27,466.04</b>	<b>\$8,604.16</b>	<b>\$18.96</b>	<b>\$2,557.60</b>	<b>\$2,473.10</b>	<b>\$24,254.63</b>	<b>\$457.09</b>	<b>\$1,208.44</b>	<b>\$0.00</b>	<b>\$0.00</b>	<b>\$830.28</b>	<b>\$67,870.30</b>
23	Berkeley	\$79,910.66	\$8,353.55	-	\$2,888.85	\$1,513.96	\$37,170.77	\$1,299.06	\$2,414.11	\$18.28	\$737.84	\$134,307.08
	Jefferson	\$22,085.90	\$6,093.33	\$1,200.00	\$844.53	\$973.03	\$10,790.63	-	\$643.28	-	\$113.39	\$42,744.09
	Morgan	\$7,256.74	\$1,986.40	-	\$954.38	\$384.13	\$8,770.62	\$364.19	\$384.54	-	-	\$20,101.00
<b>Total</b>	<b>\$109,253.30</b>	<b>\$16,433.28</b>	<b>\$1,200.00</b>	<b>\$4,687.76</b>	<b>\$2,871.12</b>	<b>\$56,732.02</b>	<b>\$1,663.25</b>	<b>\$3,441.93</b>	<b>\$18.28</b>	<b>\$18.28</b>	<b>\$851.23</b>	<b>\$197,152.17</b>
24	Wayne	\$5,079.98	\$458.40	\$5.36	\$144.65	\$406.10	\$10,209.90	\$1,554.33	\$93.47	\$42.58	\$193.34	\$18,188.11
	<b>Total</b>	<b>\$5,079.98</b>	<b>\$458.40</b>	<b>\$5.36</b>	<b>\$144.65</b>	<b>\$406.10</b>	<b>\$10,209.90</b>	<b>\$1,554.33</b>	<b>\$93.47</b>	<b>\$42.58</b>	<b>\$193.34</b>	<b>\$18,188.11</b>

PUBLIC DEFENDER SERVICES APPOINTED COUNSEL EXPENSES BY CASE TYPE (INCLUDING DIRECT EXPENSES) FISCAL YEAR 2024												
Circuit	County	Felony	Misdemeanor	Mental Hygiene	Juvenile	Parole Probation Revocation	Termin/Abuse & Neglect	Habeas	Supreme Court	Municipal Court	Other	Total Expenses
25	Boone	\$14,020.42	\$2,230.78	-	\$3,372.25	\$11.39	\$20,792.19	-	\$236.00	-	-	\$40,663.03
	Lincoln	\$4,489.02	\$569.39	-	\$374.42	\$194.39	\$11,083.44	\$12,758.13	-	-	\$113.97	\$29,582.76
	<b>Total</b>	<b>\$18,509.44</b>	<b>\$2,800.17</b>	<b>\$0.00</b>	<b>\$3,746.67</b>	<b>\$205.78</b>	<b>\$31,875.63</b>	<b>\$12,758.13</b>	<b>\$236.00</b>	<b>\$0.00</b>	<b>\$113.97</b>	<b>\$70,245.79</b>
26	Lewis	\$9,925.03	\$5,145.27	\$4,142.02	\$1,847.66	\$1,188.48	\$12,380.01	\$1,672.36	\$216.69	-	\$477.28	\$36,994.80
	Upshur	\$11,475.47	\$6,152.44	\$47.16	\$1,945.33	\$1,237.90	\$15,368.53	\$328.60	\$552.32	-	\$395.98	\$37,503.73
	<b>Total</b>	<b>\$21,400.50</b>	<b>\$11,297.71</b>	<b>\$4,189.18</b>	<b>\$3,792.99</b>	<b>\$2,426.38</b>	<b>\$27,748.54</b>	<b>\$2,000.96</b>	<b>\$769.01</b>	<b>\$0.00</b>	<b>\$873.26</b>	<b>\$74,498.53</b>
27	Wyoming	\$12,484.33	\$9,838.91	\$183.43	\$3,229.33	\$582.32	\$21,727.29	\$43.83	\$1,662.67	-	\$523.96	\$50,276.07
	<b>Total</b>	<b>\$12,484.33</b>	<b>\$9,838.91</b>	<b>\$183.43</b>	<b>\$3,229.33</b>	<b>\$582.32</b>	<b>\$21,727.29</b>	<b>\$43.83</b>	<b>\$1,662.67</b>	<b>\$0.00</b>	<b>\$523.96</b>	<b>\$50,276.07</b>
	Nicholas	\$10,190.92	\$2,487.39	-	\$1,138.09	\$328.02	\$47,533.01	\$33.76	\$1,134.86	-	-	\$62,846.05
28	<b>Total</b>	<b>\$10,190.92</b>	<b>\$2,487.39</b>	<b>\$0.00</b>	<b>\$1,138.09</b>	<b>\$328.02</b>	<b>\$47,533.01</b>	<b>\$33.76</b>	<b>\$1,134.86</b>	<b>\$0.00</b>	<b>\$0.00</b>	<b>\$62,846.05</b>
	Putnam	\$13,003.41	\$8,758.12	\$232.37	\$17,127.86	\$1,139.63	\$17,318.66	\$1,304.95	\$1,486.57	\$215.13	\$1,356.10	\$61,942.80
	<b>Total</b>	<b>\$13,003.41</b>	<b>\$8,758.12</b>	<b>\$232.37</b>	<b>\$17,127.86</b>	<b>\$1,139.63</b>	<b>\$17,318.66</b>	<b>\$1,304.95</b>	<b>\$1,486.57</b>	<b>\$215.13</b>	<b>\$1,356.10</b>	<b>\$61,942.80</b>
30	Mingo	\$4,143.87	\$148.46	-	\$139.26	\$2.10	\$6,029.77	\$56.33	\$1,649.75	\$15.72	-	\$12,185.26
	<b>Total</b>	<b>\$4,143.87</b>	<b>\$148.46</b>	<b>\$0.00</b>	<b>\$139.26</b>	<b>\$2.10</b>	<b>\$6,029.77</b>	<b>\$56.33</b>	<b>\$1,649.75</b>	<b>\$15.72</b>	<b>\$0.00</b>	<b>\$12,185.26</b>
	Monroe	\$3,412.61	\$3,057.81	-	\$253.64	\$1.26	\$383.15	\$70.18	\$266.91	-	\$0.45	\$7,446.01
31	Summers	\$36,367.20	\$2,077.89	\$167.03	\$260.53	\$219.68	\$1,612.41	\$479.03	-	-	\$0.66	\$41,184.43
	<b>Total</b>	<b>\$39,779.81</b>	<b>\$5,135.70</b>	<b>\$167.03</b>	<b>\$514.17</b>	<b>\$220.94</b>	<b>\$1,995.56</b>	<b>\$549.21</b>	<b>\$266.91</b>	<b>\$0.00</b>	<b>\$1.11</b>	<b>\$48,630.44</b>
	<b>STATE TOTAL</b>	<b>\$1,071,408.07</b>	<b>\$234,691.00</b>	<b>\$11,472.46</b>	<b>\$116,733.44</b>	<b>\$36,844.10</b>	<b>\$956,550.65</b>	<b>\$61,173.23</b>	<b>\$34,202.35</b>	<b>\$6,368.61</b>	<b>\$16,702.19</b>	<b>\$2,546,146.10</b>
		<b>42.08%</b>	<b>9.22%</b>	<b>0.45%</b>	<b>4.58%</b>	<b>1.45%</b>	<b>37.57%</b>	<b>2.40%</b>	<b>1.34%</b>	<b>0.25%</b>	<b>0.66%</b>	<b>100.00%</b>

**PUBLIC DEFENDER SERVICES  
 APPOINTED COUNSEL DIRECT EXPENSE CLAIMS PAID BY CASE TYPE  
 FY 2022**

Felony	171
Misdemeanor	70
Mental Hygiene	0
Juvenile	5
Parole/Prob. Rev.	3
Term/Abuse & Neglect	67
Habeas	8
Supreme Court	0
Municipal Court	0
Other	0
<b>Total Claims Paid</b>	<b>324</b>



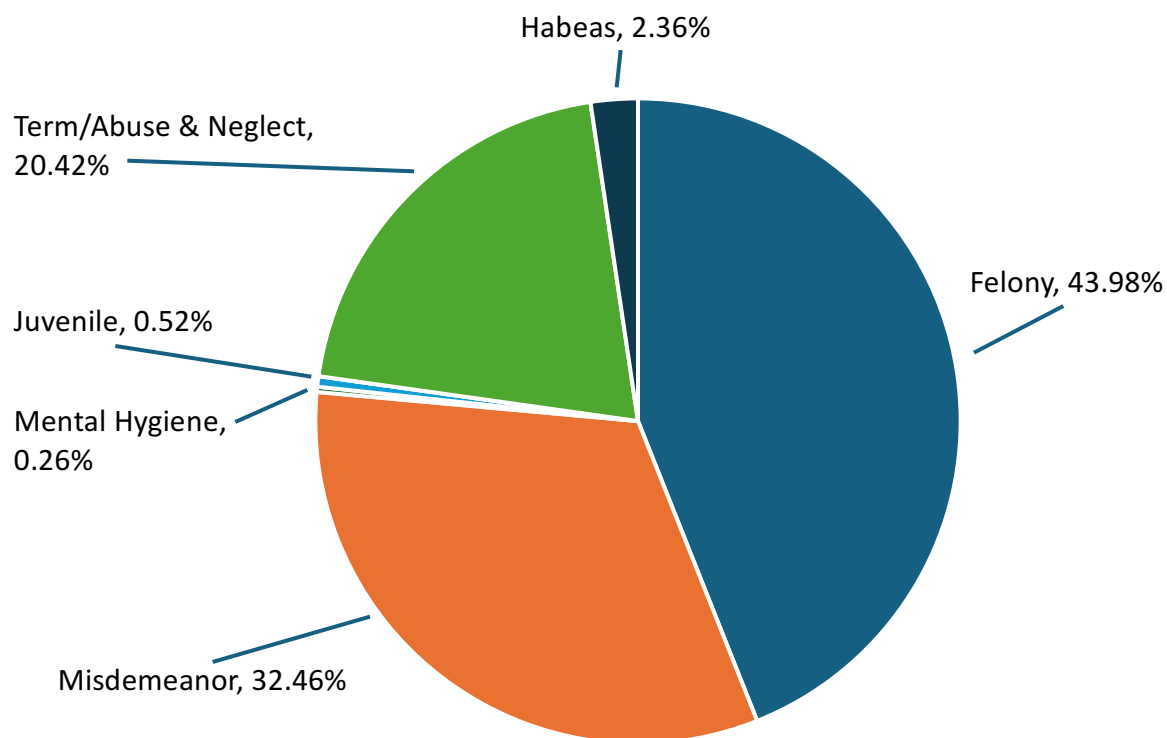
PUBLIC DEFENDER SERVICES TOTAL DIRECT EXPENSE CLAIMS PAID BY CASE TYPE FISCAL YEAR 2022												
Circuit	County	Felony	Misdemeanor	Mental Hygiene	Juvenile	Parole Probation Revocation	Termin/Abuse & Neglect	Habeas	Supreme Court	Municipal Court	Other	Total Claims
1	Brooke	-	-	-	-	-	-	-	-	-	-	-
	Hancock	4	-	-	-	-	-	-	-	-	-	4
	Ohio	1	-	-	-	-	3	-	-	-	-	4
	<b>Total</b>	<b>5</b>	<b>0</b>	<b>0</b>	<b>0</b>	<b>0</b>	<b>3</b>	<b>0</b>	<b>0</b>	<b>0</b>	<b>0</b>	<b>8</b>
2	Marshall	1	-	-	-	-	-	-	-	-	-	1
	Tyler	-	-	-	-	-	-	-	-	-	-	-
	Wetzel	-	-	-	-	-	-	-	-	-	-	-
<b>Total</b>	<b>1</b>	<b>0</b>	<b>0</b>	<b>0</b>	<b>0</b>	<b>0</b>	<b>0</b>	<b>0</b>	<b>0</b>	<b>0</b>	<b>1</b>	
3	Doddridge	8	8	-	-	1	5	-	-	-	-	22
	Pleasants	8	18	-	-	-	6	-	-	-	-	32
	Ritchie	10	22	-	-	-	8	-	-	-	-	40
	<b>Total</b>	<b>26</b>	<b>48</b>	<b>0</b>	<b>0</b>	<b>1</b>	<b>19</b>	<b>0</b>	<b>0</b>	<b>0</b>	<b>0</b>	<b>94</b>
	Wirt	-	-	-	-	-	-	-	-	-	-	-
4	Wood	6	-	-	1	-	2	-	-	-	-	9
	<b>Total</b>	<b>6</b>	<b>0</b>	<b>0</b>	<b>1</b>	<b>0</b>	<b>2</b>	<b>0</b>	<b>0</b>	<b>0</b>	<b>0</b>	<b>9</b>
	Calhoun	1	-	-	-	-	-	-	-	-	-	1
5	Jackson	3	-	-	-	-	-	-	-	-	-	3
	Mason	-	-	-	-	-	-	-	-	-	-	-
	Roane	-	-	-	-	-	-	-	-	-	-	-
	<b>Total</b>	<b>4</b>	<b>0</b>	<b>0</b>	<b>0</b>	<b>0</b>	<b>0</b>	<b>0</b>	<b>0</b>	<b>0</b>	<b>0</b>	<b>4</b>
	Cabell	17	-	-	-	-	-	1	-	-	-	18
6	<b>Total</b>	<b>17</b>	<b>0</b>	<b>0</b>	<b>0</b>	<b>0</b>	<b>0</b>	<b>1</b>	<b>0</b>	<b>0</b>	<b>0</b>	<b>18</b>
	Logan	2	-	-	-	-	-	-	-	-	-	2
	<b>Total</b>	<b>2</b>	<b>0</b>	<b>0</b>	<b>0</b>	<b>0</b>	<b>0</b>	<b>0</b>	<b>0</b>	<b>0</b>	<b>0</b>	<b>2</b>
8	McDowell	-	-	-	-	-	-	-	-	-	-	-
	<b>Total</b>	<b>0</b>	<b>0</b>	<b>0</b>	<b>0</b>	<b>0</b>	<b>0</b>	<b>0</b>	<b>0</b>	<b>0</b>	<b>0</b>	<b>0</b>
	Mercer	4	1	-	-	-	3	-	-	-	-	8
9	<b>Total</b>	<b>4</b>	<b>1</b>	<b>0</b>	<b>0</b>	<b>0</b>	<b>3</b>	<b>0</b>	<b>0</b>	<b>0</b>	<b>0</b>	<b>8</b>
	Raleigh	3	-	-	-	-	-	-	-	-	-	3
	<b>Total</b>	<b>3</b>	<b>0</b>	<b>0</b>	<b>0</b>	<b>0</b>	<b>0</b>	<b>0</b>	<b>0</b>	<b>0</b>	<b>0</b>	<b>3</b>
11	Greenbrier	2	-	-	-	-	-	-	-	-	-	2
	Pocahontas	1	-	-	-	-	-	-	-	-	-	1
	<b>Total</b>	<b>3</b>	<b>0</b>	<b>0</b>	<b>0</b>	<b>0</b>	<b>0</b>	<b>0</b>	<b>0</b>	<b>0</b>	<b>0</b>	<b>3</b>
	Fayette	2	-	-	-	-	2	-	-	-	-	4
12	<b>Total</b>	<b>2</b>	<b>0</b>	<b>0</b>	<b>0</b>	<b>0</b>	<b>2</b>	<b>0</b>	<b>0</b>	<b>0</b>	<b>0</b>	<b>4</b>

PUBLIC DEFENDER SERVICES TOTAL DIRECT EXPENSE CLAIMS PAID BY CASE TYPE FISCAL YEAR 2022												
Circuit	County	Felony	Misdemeanor	Mental Hygiene	Juvenile	Parole Probation Revocation	Termin/Abuse & Neglect	Habeas	Supreme Court	Municipal Court	Other	Total Claims
13	Kanawha	11	-	-	-	-	11	3	-	-	-	25
	<b>Total</b>	<b>11</b>	<b>0</b>	<b>0</b>	<b>0</b>	<b>0</b>	<b>11</b>	<b>3</b>	<b>0</b>	<b>0</b>	<b>0</b>	<b>25</b>
14	Braxton	3	-	-	-	-	-	-	-	-	-	3
	Clay	1	-	-	-	-	-	-	-	-	-	1
	Gilmer	-	-	-	-	-	-	-	-	-	-	-
	Webster	-	-	-	-	-	1	-	-	-	-	1
	<b>Total</b>	<b>4</b>	<b>0</b>	<b>0</b>	<b>0</b>	<b>0</b>	<b>1</b>	<b>0</b>	<b>0</b>	<b>0</b>	<b>0</b>	<b>5</b>
15	Harrison	-	-	-	-	-	-	-	-	-	-	-
	<b>Total</b>	<b>0</b>	<b>0</b>	<b>0</b>	<b>0</b>	<b>0</b>	<b>0</b>	<b>0</b>	<b>0</b>	<b>0</b>	<b>0</b>	<b>0</b>
16	Marion	3	-	-	-	-	-	-	-	-	-	3
	<b>Total</b>	<b>4</b>	<b>0</b>	<b>0</b>	<b>0</b>	<b>0</b>	<b>0</b>	<b>0</b>	<b>0</b>	<b>0</b>	<b>0</b>	<b>3</b>
	Monongalia	1	-	-	-	-	-	-	-	-	-	1
17	<b>Total</b>	<b>1</b>	<b>0</b>	<b>0</b>	<b>0</b>	<b>0</b>	<b>0</b>	<b>0</b>	<b>0</b>	<b>0</b>	<b>0</b>	<b>1</b>
	Preston	5	-	-	-	-	1	2	-	-	-	8
18	<b>Total</b>	<b>5</b>	<b>0</b>	<b>0</b>	<b>0</b>	<b>0</b>	<b>1</b>	<b>2</b>	<b>0</b>	<b>0</b>	<b>0</b>	<b>8</b>
	Barbour	2	-	-	-	-	-	-	-	-	-	2
19	Taylor	3	-	-	-	-	-	-	-	-	-	3
	<b>Total</b>	<b>5</b>	<b>0</b>	<b>0</b>	<b>0</b>	<b>0</b>	<b>0</b>	<b>0</b>	<b>0</b>	<b>0</b>	<b>0</b>	<b>5</b>
20	Randolph	1	-	-	-	-	-	-	-	-	-	1
	<b>Total</b>	<b>1</b>	<b>0</b>	<b>0</b>	<b>0</b>	<b>0</b>	<b>0</b>	<b>0</b>	<b>0</b>	<b>0</b>	<b>0</b>	<b>1</b>
21	Grant	1	-	-	-	1	-	-	-	-	-	2
	Mineral	3	1	-	-	-	-	-	-	-	-	4
	Tucker	-	-	-	-	-	-	-	-	-	-	-
	<b>Total</b>	<b>4</b>	<b>1</b>	<b>0</b>	<b>0</b>	<b>1</b>	<b>0</b>	<b>0</b>	<b>0</b>	<b>0</b>	<b>0</b>	<b>6</b>
	Hampshire	-	-	-	-	-	-	-	-	-	-	-
22	Hardy	3	1	-	1	-	-	-	-	-	-	5
	Pendleton	-	-	-	1	-	-	-	-	-	-	1
	<b>Total</b>	<b>3</b>	<b>1</b>	<b>0</b>	<b>2</b>	<b>0</b>	<b>0</b>	<b>0</b>	<b>0</b>	<b>0</b>	<b>0</b>	<b>6</b>
23	Berkeley	28	1	-	-	-	2	-	-	-	-	31
	Jefferson	9	-	-	1	-	1	1	-	-	-	12
	Morgan	2	-	-	-	-	1	-	-	-	-	3
24	<b>Total</b>	<b>39</b>	<b>1</b>	<b>0</b>	<b>1</b>	<b>0</b>	<b>4</b>	<b>1</b>	<b>0</b>	<b>0</b>	<b>0</b>	<b>46</b>
	Wayne	2	-	-	-	-	-	-	-	-	-	2
<b>Total</b>	<b>Total</b>	<b>2</b>	<b>0</b>	<b>0</b>	<b>0</b>	<b>0</b>	<b>0</b>	<b>0</b>	<b>0</b>	<b>0</b>	<b>0</b>	<b>2</b>

PUBLIC DEFENDER SERVICES TOTAL DIRECT EXPENSE CLAIMS PAID BY CASE TYPE FISCAL YEAR 2022												
Circuit	County	Felony	Misdemeanor	Mental Hygiene	Juvenile	Parole Probation Revocation	Termin/Abuse & Neglect	Habeas	Supreme Court	Municipal Court	Other	Total Claims
25	Boone	2	-	-	-	-	1	-	-	-	-	3
	Lincoln	1	-	-	-	-	1	-	-	-	-	2
	<b>Total</b>	<b>3</b>	<b>0</b>	<b>0</b>	<b>0</b>	<b>0</b>	<b>2</b>	<b>0</b>	<b>0</b>	<b>0</b>	<b>0</b>	<b>5</b>
26	Lewis	1	-	-	-	-	-	-	-	-	-	1
	Upshur	1	-	-	-	-	-	1	-	-	-	2
	<b>Total</b>	<b>2</b>	<b>0</b>	<b>0</b>	<b>0</b>	<b>0</b>	<b>0</b>	<b>1</b>	<b>0</b>	<b>0</b>	<b>0</b>	<b>3</b>
27	Wyoming	8	18	-	1	1	1	-	-	-	-	29
	<b>Total</b>	<b>8</b>	<b>18</b>	<b>0</b>	<b>1</b>	<b>1</b>	<b>1</b>	<b>0</b>	<b>0</b>	<b>0</b>	<b>0</b>	<b>29</b>
	Nicholas	-	-	-	-	-	-	-	-	-	-	-
28	<b>Total</b>	<b>0</b>	<b>0</b>	<b>0</b>	<b>0</b>	<b>0</b>	<b>0</b>	<b>0</b>	<b>0</b>	<b>0</b>	<b>0</b>	<b>0</b>
	Putnam	6	-	-	-	-	18	-	-	-	-	24
	<b>Total</b>	<b>6</b>	<b>0</b>	<b>0</b>	<b>0</b>	<b>0</b>	<b>18</b>	<b>0</b>	<b>0</b>	<b>0</b>	<b>0</b>	<b>24</b>
30	Mingo	1	-	-	-	-	-	-	-	-	-	1
	<b>Total</b>	<b>1</b>	<b>0</b>	<b>0</b>	<b>0</b>	<b>0</b>	<b>0</b>	<b>0</b>	<b>0</b>	<b>0</b>	<b>0</b>	<b>1</b>
	Monroe	-	-	-	-	-	-	-	-	-	-	-
31	Summers	-	-	-	-	-	-	-	-	-	-	-
	<b>Total</b>	<b>0</b>	<b>0</b>	<b>0</b>	<b>0</b>	<b>0</b>	<b>0</b>	<b>0</b>	<b>0</b>	<b>0</b>	<b>0</b>	<b>0</b>
	<b>STATE TOTAL</b>	<b>171</b>	<b>70</b>	<b>0</b>	<b>5</b>	<b>3</b>	<b>67</b>	<b>8</b>	<b>0</b>	<b>0</b>	<b>0</b>	<b>324</b>
		<b>52.78%</b>	<b>21.60%</b>	<b>0.00%</b>	<b>1.54%</b>	<b>0.93%</b>	<b>20.68%</b>	<b>2.47%</b>	<b>0.00%</b>	<b>0.00%</b>	<b>0.00%</b>	<b>100.00%</b>

**PUBLIC DEFENDER SERVICES  
 APPOINTED COUNSEL DIRECT EXPENSE CLAIMS PAID BY CASE TYPE  
 FY 2023**

Felony	168
Misdemeanor	124
Mental Hygiene	1
Juvenile	2
Parole/Prob. Rev.	0
Term/Abuse & Neglect	78
Habeas	9
Supreme Court	0
Municipal Court	0
Other	0
<b>Total Claims Paid</b>	<b>382</b>



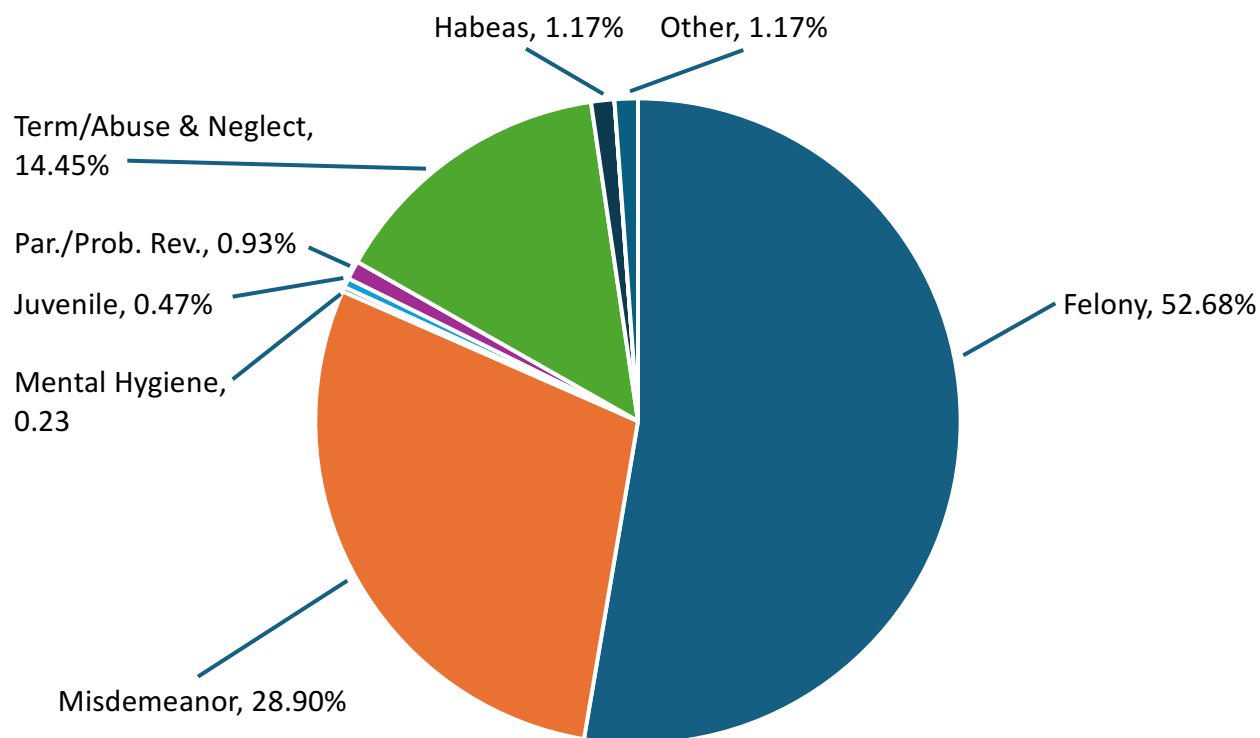
PUBLIC DEFENDER SERVICES TOTAL DIRECT EXPENSE CLAIMS PAID BY CASE TYPE FISCAL YEAR 2023												
Circuit	County	Felony	Misdemeanor	Mental Hygiene	Juvenile	Parole Probation Revocation	Termin/Abuse & Neglect	Habeas	Supreme Court	Municipal Court	Other	Total Claims
1	Brooke	-	-	-	-	-	-	-	-	-	-	-
	Hancock	-	-	-	-	-	-	-	-	-	-	-
	Ohio	6	-	-	-	-	6	2	-	-	-	14
	<b>Total</b>	<b>6</b>	<b>0</b>	<b>0</b>	<b>0</b>	<b>0</b>	<b>6</b>	<b>2</b>	<b>0</b>	<b>0</b>	<b>0</b>	<b>14</b>
2	Marshall	-	-	-	-	-	-	-	-	-	-	-
	Tyler	-	-	-	-	-	-	-	-	-	-	-
	Wetzel	-	-	-	-	-	-	-	-	-	-	-
<b>Total</b>	<b>0</b>	<b>0</b>	<b>0</b>	<b>0</b>	<b>0</b>	<b>0</b>	<b>0</b>	<b>0</b>	<b>0</b>	<b>0</b>	<b>0</b>	
3	Doddridge	6	13	-	-	-	2	-	-	-	-	21
	Pleasants	7	59	-	-	-	8	-	-	-	-	74
	Ritchie	6	41	-	1	-	8	-	-	-	-	56
	<b>Total</b>	<b>19</b>	<b>113</b>	<b>0</b>	<b>1</b>	<b>0</b>	<b>18</b>	<b>0</b>	<b>0</b>	<b>0</b>	<b>0</b>	<b>151</b>
	Wirt	-	-	-	-	-	1	-	-	-	-	1
4	Wood	18	1	-	-	-	4	1	-	-	-	24
	<b>Total</b>	<b>18</b>	<b>1</b>	<b>0</b>	<b>0</b>	<b>0</b>	<b>5</b>	<b>1</b>	<b>0</b>	<b>0</b>	<b>0</b>	<b>25</b>
	Calhoun	-	-	-	-	-	1	-	-	-	-	1
5	Jackson	-	-	-	-	-	1	-	-	-	-	1
	Mason	-	-	-	-	-	-	-	-	-	-	-
	Roane	-	-	-	-	-	-	1	-	-	-	1
	<b>Total</b>	<b>0</b>	<b>0</b>	<b>0</b>	<b>0</b>	<b>0</b>	<b>2</b>	<b>1</b>	<b>0</b>	<b>0</b>	<b>0</b>	<b>3</b>
	Cabell	21	-	-	-	-	3	-	-	-	-	24
<b>Total</b>	<b>21</b>	<b>0</b>	<b>0</b>	<b>0</b>	<b>0</b>	<b>3</b>	<b>0</b>	<b>0</b>	<b>0</b>	<b>0</b>	<b>24</b>	
7	Logan	-	-	-	-	-	-	-	-	-	-	-
	<b>Total</b>	<b>0</b>	<b>0</b>	<b>0</b>	<b>0</b>	<b>0</b>	<b>0</b>	<b>0</b>	<b>0</b>	<b>0</b>	<b>0</b>	<b>0</b>
	McDowell	1	1	-	-	-	-	-	-	-	-	2
<b>Total</b>	<b>1</b>	<b>1</b>	<b>0</b>	<b>0</b>	<b>0</b>	<b>0</b>	<b>0</b>	<b>0</b>	<b>0</b>	<b>0</b>	<b>2</b>	
9	Mercer	14	1	-	-	-	16	-	-	-	-	31
	<b>Total</b>	<b>14</b>	<b>1</b>	<b>0</b>	<b>0</b>	<b>0</b>	<b>16</b>	<b>0</b>	<b>0</b>	<b>0</b>	<b>0</b>	<b>31</b>
	Raleigh	5	-	-	-	-	-	-	-	-	-	5
<b>Total</b>	<b>5</b>	<b>0</b>	<b>0</b>	<b>0</b>	<b>0</b>	<b>0</b>	<b>0</b>	<b>0</b>	<b>0</b>	<b>0</b>	<b>5</b>	
11	Greenbrier	2	-	-	-	-	-	-	-	-	-	2
	Pocahontas	-	-	-	-	-	-	-	-	-	-	-
	<b>Total</b>	<b>2</b>	<b>0</b>	<b>0</b>	<b>0</b>	<b>0</b>	<b>0</b>	<b>0</b>	<b>0</b>	<b>0</b>	<b>0</b>	<b>2</b>
12	Fayette	1	-	-	-	-	-	-	-	-	-	1
	<b>Total</b>	<b>1</b>	<b>0</b>	<b>0</b>	<b>0</b>	<b>0</b>	<b>0</b>	<b>0</b>	<b>0</b>	<b>0</b>	<b>0</b>	<b>1</b>

PUBLIC DEFENDER SERVICES TOTAL DIRECT EXPENSE CLAIMS PAID BY CASE TYPE FISCAL YEAR 2023												
Circuit	County	Felony	Misdemeanor	Mental Hygiene	Juvenile	Parole Probation Revocation	Termin/Abuse & Neglect	Habeas	Supreme Court	Municipal Court	Other	Total Claims
13	Kanawha	6	-	-	-	-	9	1	-	-	-	16
	<b>Total</b>	<b>6</b>	<b>0</b>	<b>0</b>	<b>0</b>	<b>0</b>	<b>9</b>	<b>1</b>	<b>0</b>	<b>0</b>	<b>0</b>	<b>16</b>
14	Braxton	5	-	-	-	-	-	-	-	-	-	5
	Clay	1	-	-	-	-	-	-	-	-	-	1
	Gilmer	-	-	-	-	-	-	-	-	-	-	-
	Webster	-	-	-	-	-	-	-	-	-	-	-
	<b>Total</b>	<b>6</b>	<b>0</b>	<b>0</b>	<b>0</b>	<b>0</b>	<b>0</b>	<b>0</b>	<b>0</b>	<b>0</b>	<b>0</b>	<b>6</b>
15	Harrison	1	-	-	-	-	-	1	-	-	-	2
	<b>Total</b>	<b>1</b>	<b>0</b>	<b>0</b>	<b>0</b>	<b>0</b>	<b>0</b>	<b>1</b>	<b>0</b>	<b>0</b>	<b>0</b>	<b>2</b>
16	Marion	4	-	-	-	-	1	-	-	-	-	5
	<b>Total</b>	<b>4</b>	<b>0</b>	<b>0</b>	<b>0</b>	<b>0</b>	<b>1</b>	<b>0</b>	<b>0</b>	<b>0</b>	<b>0</b>	<b>5</b>
	Monongalia	2	-	-	-	-	-	-	-	-	-	2
17	<b>Total</b>	<b>2</b>	<b>0</b>	<b>0</b>	<b>0</b>	<b>0</b>	<b>0</b>	<b>0</b>	<b>0</b>	<b>0</b>	<b>0</b>	<b>2</b>
	Preston	2	-	-	-	-	3	-	-	-	-	5
18	<b>Total</b>	<b>2</b>	<b>0</b>	<b>0</b>	<b>0</b>	<b>0</b>	<b>3</b>	<b>0</b>	<b>0</b>	<b>0</b>	<b>0</b>	<b>5</b>
	Barbour	-	-	-	-	-	-	-	-	-	-	-
19	Taylor	-	-	-	-	-	-	-	-	-	-	-
	<b>Total</b>	<b>0</b>	<b>0</b>	<b>0</b>	<b>0</b>	<b>0</b>	<b>0</b>	<b>0</b>	<b>0</b>	<b>0</b>	<b>0</b>	<b>0</b>
20	Randolph	2	-	-	-	-	-	-	-	-	-	2
	<b>Total</b>	<b>2</b>	<b>0</b>	<b>0</b>	<b>0</b>	<b>0</b>	<b>0</b>	<b>0</b>	<b>0</b>	<b>0</b>	<b>0</b>	<b>2</b>
21	Grant	2	-	-	-	-	-	-	-	-	-	2
	Mineral	1	-	-	-	-	-	-	-	-	-	1
	Tucker	-	-	-	-	-	-	-	-	-	-	-
	<b>Total</b>	<b>3</b>	<b>0</b>	<b>0</b>	<b>0</b>	<b>0</b>	<b>0</b>	<b>0</b>	<b>0</b>	<b>0</b>	<b>0</b>	<b>3</b>
	Hampshire	4	-	-	-	-	-	-	-	-	-	4
22	Hardy	1	-	-	-	-	-	-	-	-	-	1
	Pendleton	-	-	-	-	-	-	-	-	-	-	-
23	<b>Total</b>	<b>5</b>	<b>0</b>	<b>0</b>	<b>0</b>	<b>0</b>	<b>0</b>	<b>0</b>	<b>0</b>	<b>0</b>	<b>0</b>	<b>5</b>
	Berkeley	14	1	1	1	-	3	-	-	-	-	20
24	Jefferson	9	1	-	-	-	-	-	-	-	-	10
	Morgan	1	1	-	-	-	1	1	-	-	-	4
	<b>Total</b>	<b>24</b>	<b>3</b>	<b>1</b>	<b>1</b>	<b>0</b>	<b>4</b>	<b>1</b>	<b>0</b>	<b>0</b>	<b>0</b>	<b>34</b>
24	Wayne	1	-	-	-	-	1	-	-	-	-	2
	<b>Total</b>	<b>1</b>	<b>0</b>	<b>0</b>	<b>0</b>	<b>0</b>	<b>1</b>	<b>0</b>	<b>0</b>	<b>0</b>	<b>0</b>	<b>2</b>

PUBLIC DEFENDER SERVICES TOTAL DIRECT EXPENSE CLAIMS PAID BY CASE TYPE FISCAL YEAR 2023												
Circuit	County	Felony	Misdemeanor	Mental Hygiene	Juvenile	Parole Probation Revocation	Termin/Abuse & Neglect	Habeas	Supreme Court	Municipal Court	Other	Total Claims
25	Boone	2	-	-	-	-	1	-	-	-	-	3
	Lincoln	-	-	-	-	-	-	-	-	-	-	-
	<b>Total</b>	<b>2</b>	<b>0</b>	<b>0</b>	<b>0</b>	<b>0</b>	<b>1</b>	<b>0</b>	<b>0</b>	<b>0</b>	<b>0</b>	<b>3</b>
26	Lewis	1	-	-	-	-	-	-	-	-	-	1
	Upshur	-	-	-	-	-	-	2	-	-	-	2
	<b>Total</b>	<b>1</b>	<b>0</b>	<b>0</b>	<b>0</b>	<b>0</b>	<b>0</b>	<b>2</b>	<b>0</b>	<b>0</b>	<b>0</b>	<b>3</b>
27	Wyoming	14	5	-	-	-	-	-	-	-	-	19
	<b>Total</b>	<b>14</b>	<b>5</b>	<b>0</b>	<b>0</b>	<b>0</b>	<b>0</b>	<b>0</b>	<b>0</b>	<b>0</b>	<b>0</b>	<b>19</b>
	Nicholas	-	-	-	-	-	-	-	-	-	-	-
28	<b>Total</b>	<b>0</b>	<b>0</b>	<b>0</b>	<b>0</b>	<b>0</b>	<b>0</b>	<b>0</b>	<b>0</b>	<b>0</b>	<b>0</b>	<b>0</b>
	Putnam	4	-	-	-	-	-	-	-	-	-	13
	<b>Total</b>	<b>4</b>	<b>0</b>	<b>0</b>	<b>0</b>	<b>0</b>	<b>9</b>	<b>0</b>	<b>0</b>	<b>0</b>	<b>0</b>	<b>13</b>
30	Mingo	3	-	-	-	-	-	-	-	-	-	3
	<b>Total</b>	<b>3</b>	<b>0</b>	<b>0</b>	<b>0</b>	<b>0</b>	<b>0</b>	<b>0</b>	<b>0</b>	<b>0</b>	<b>0</b>	<b>3</b>
	Monroe	-	-	-	-	-	-	-	-	-	-	-
31	Summers	1	-	-	-	-	-	-	-	-	-	1
	<b>Total</b>	<b>1</b>	<b>0</b>	<b>0</b>	<b>0</b>	<b>0</b>	<b>0</b>	<b>0</b>	<b>0</b>	<b>0</b>	<b>0</b>	<b>1</b>
	<b>STATE TOTAL</b>	<b>168</b>	<b>124</b>	<b>1</b>	<b>2</b>	<b>0</b>	<b>78</b>	<b>9</b>	<b>0</b>	<b>0</b>	<b>0</b>	<b>382</b>
		<b>43.98%</b>	<b>32.46%</b>	<b>0.26%</b>	<b>0.52%</b>	<b>0.00%</b>	<b>20.42%</b>	<b>2.36%</b>	<b>0.00%</b>	<b>0.00%</b>	<b>0.00%</b>	<b>100.00%</b>

**PUBLIC DEFENDER SERVICES  
 APPOINTED COUNSEL DIRECT EXPENSE CLAIMS PAID BY CASE TYPE  
 FY 2024**

Felony	226
Misdemeanor	124
Mental Hygiene	1
Juvenile	2
Parole/Prob. Rev.	4
Term/Abuse & Neglect	62
Habeas	5
Supreme Court	0
Municipal Court	0
Other	5
<b>Total Claims Paid</b>	<b>429</b>



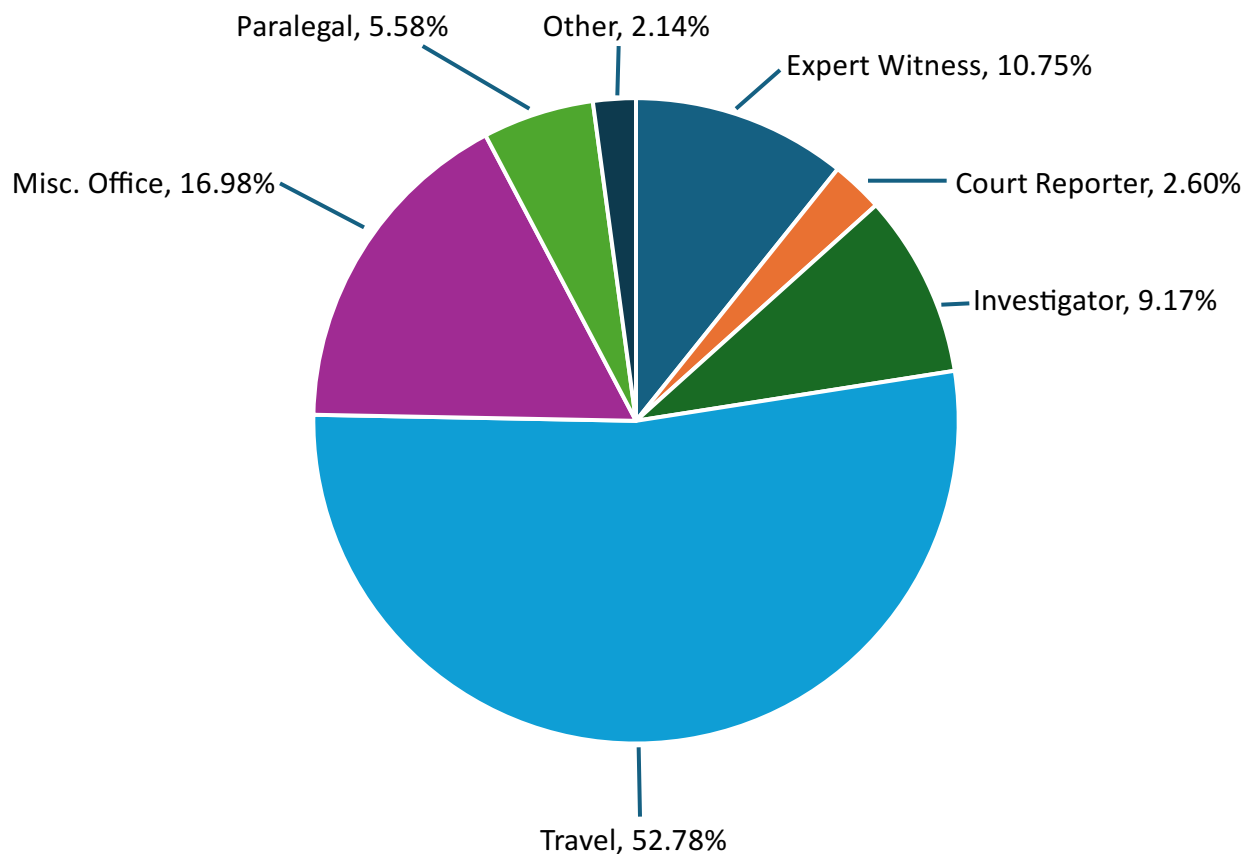
PUBLIC DEFENDER SERVICES TOTAL DIRECT EXPENSE CLAIMS PAID BY CASE TYPE FISCAL YEAR 2024													
Circuit	County	Felony	Misdemeanor	Mental Hygiene	Juvenile	Parole Probation Revocation	Termin/Abuse & Neglect	Habeas	Supreme Court	Municipal Court	Other	Total Claims	
1	Brooke	1	1	-	-	-	-	-	-	-	-	2	
	Hancock	7	-	-	-	-	-	-	-	-	-	7	
	Ohio	6	1	-	-	-	-	1	-	-	-	8	
	<b>Total</b>	<b>14</b>	<b>2</b>	<b>0</b>	<b>0</b>	<b>0</b>	<b>0</b>	<b>1</b>	<b>0</b>	<b>0</b>	<b>0</b>	<b>17</b>	
2	Marshall	-	-	-	-	-	2	1	-	-	-	3	
	Tyler	1	-	-	-	-	-	-	-	-	-	1	
	Wetzel	1	-	-	-	-	3	-	-	-	-	4	
	<b>Total</b>	<b>2</b>	<b>0</b>	<b>0</b>	<b>0</b>	<b>0</b>	<b>5</b>	<b>1</b>	<b>0</b>	<b>0</b>	<b>0</b>	<b>8</b>	
3	Doddridge	9	33	-	-	1	2	-	-	-	-	45	
	Pleasants	12	45	-	-	1	4	-	-	-	-	62	
	Ritchie	7	38	-	-	2	14	-	-	-	-	61	
	<b>Total</b>	<b>28</b>	<b>116</b>	<b>0</b>	<b>0</b>	<b>4</b>	<b>20</b>	<b>0</b>	<b>0</b>	<b>0</b>	<b>0</b>	<b>168</b>	
	Wirt	-	-	-	-	-	-	-	-	-	-	-	
4	Wood	21	-	-	-	-	8	-	-	-	-	29	
	<b>Total</b>	<b>21</b>	<b>0</b>	<b>0</b>	<b>0</b>	<b>0</b>	<b>8</b>	<b>0</b>	<b>0</b>	<b>0</b>	<b>0</b>	<b>29</b>	
	Calhoun	-	1	-	-	-	-	-	-	-	-	1	
	Jackson	1	-	-	-	-	-	-	-	-	-	1	
5	Mason	3	-	-	-	-	-	-	-	-	-	3	
	Roane	-	-	-	-	-	-	-	-	-	-	-	
	<b>Total</b>	<b>4</b>	<b>1</b>	<b>0</b>	<b>0</b>	<b>0</b>	<b>0</b>	<b>0</b>	<b>0</b>	<b>0</b>	<b>0</b>	<b>5</b>	
	Cabell	23	-	-	-	-	2	-	-	-	-	25	
	<b>Total</b>	<b>23</b>	<b>0</b>	<b>0</b>	<b>0</b>	<b>0</b>	<b>2</b>	<b>0</b>	<b>0</b>	<b>0</b>	<b>0</b>	<b>25</b>	
7	Logan	2	-	-	-	-	-	1	-	-	-	3	
	<b>Total</b>	<b>2</b>	<b>0</b>	<b>0</b>	<b>0</b>	<b>0</b>	<b>0</b>	<b>1</b>	<b>0</b>	<b>0</b>	<b>0</b>	<b>3</b>	
	McDowell	1	1	-	-	-	-	-	-	-	-	2	
	<b>Total</b>	<b>1</b>	<b>1</b>	<b>0</b>	<b>0</b>	<b>0</b>	<b>0</b>	<b>0</b>	<b>0</b>	<b>0</b>	<b>0</b>	<b>2</b>	
9	Mercer	18	1	-	-	-	9	2	-	-	-	30	
	<b>Total</b>	<b>18</b>	<b>1</b>	<b>0</b>	<b>0</b>	<b>0</b>	<b>9</b>	<b>2</b>	<b>0</b>	<b>0</b>	<b>0</b>	<b>30</b>	
	Raleigh	6	-	-	-	-	2	-	-	-	-	8	
	<b>Total</b>	<b>6</b>	<b>0</b>	<b>0</b>	<b>0</b>	<b>0</b>	<b>2</b>	<b>0</b>	<b>0</b>	<b>0</b>	<b>0</b>	<b>8</b>	
11	Greenbrier	7	-	-	-	-	-	-	-	-	-	7	
	Pocahontas	2	-	-	-	-	-	-	-	-	-	2	
	<b>Total</b>	<b>9</b>	<b>0</b>	<b>0</b>	<b>0</b>	<b>0</b>	<b>0</b>	<b>0</b>	<b>0</b>	<b>0</b>	<b>0</b>	<b>9</b>	
	Fayette	-	-	-	-	-	-	-	-	-	-	-	
12	<b>Total</b>	<b>0</b>	<b>0</b>	<b>0</b>	<b>0</b>	<b>0</b>	<b>0</b>	<b>0</b>	<b>0</b>	<b>0</b>	<b>0</b>	<b>0</b>	

PUBLIC DEFENDER SERVICES TOTAL DIRECT EXPENSE CLAIMS PAID BY CASE TYPE FISCAL YEAR 2024												
Circuit	County	Felony	Misdemeanor	Mental Hygiene	Juvenile	Parole Probation Revocation	Termin/Abuse & Neglect	Habeas	Supreme Court	Municipal Court	Other	Total Claims
13	Kanawha	24	-	-	1	-	-	-	-	-	1	26
	<b>Total</b>	<b>24</b>	<b>0</b>	<b>0</b>	<b>1</b>	<b>0</b>	<b>0</b>	<b>0</b>	<b>0</b>	<b>0</b>	<b>1</b>	<b>26</b>
14	Braxton	-	-	-	-	-	-	-	-	-	-	-
	Clay	-	-	-	-	-	-	-	-	-	-	-
	Gilmer	1	-	-	-	-	-	-	-	-	-	1
	Webster	-	-	-	-	-	-	-	-	-	-	-
<b>Total</b>	<b>1</b>	<b>0</b>	<b>0</b>	<b>0</b>	<b>0</b>	<b>0</b>	<b>0</b>	<b>0</b>	<b>0</b>	<b>0</b>	<b>0</b>	<b>1</b>
15	Harrison	3	-	-	-	-	-	-	-	-	-	3
	<b>Total</b>	<b>3</b>	<b>0</b>	<b>0</b>	<b>0</b>	<b>0</b>	<b>0</b>	<b>0</b>	<b>0</b>	<b>0</b>	<b>0</b>	<b>3</b>
16	Marion	1	-	-	-	-	-	-	-	-	-	1
	<b>Total</b>	<b>1</b>	<b>0</b>	<b>0</b>	<b>0</b>	<b>0</b>	<b>0</b>	<b>0</b>	<b>0</b>	<b>0</b>	<b>0</b>	<b>1</b>
17	Monongalia	5	-	-	-	-	1	-	-	-	-	6
	<b>Total</b>	<b>5</b>	<b>0</b>	<b>0</b>	<b>0</b>	<b>0</b>	<b>1</b>	<b>0</b>	<b>0</b>	<b>0</b>	<b>0</b>	<b>6</b>
18	Preston	2	-	-	-	-	2	-	-	-	-	4
	<b>Total</b>	<b>2</b>	<b>0</b>	<b>0</b>	<b>0</b>	<b>0</b>	<b>2</b>	<b>0</b>	<b>0</b>	<b>0</b>	<b>0</b>	<b>4</b>
19	Barbour	1	-	-	-	-	-	-	-	-	-	1
	Taylor	-	-	-	-	-	-	-	-	-	-	-
	<b>Total</b>	<b>1</b>	<b>0</b>	<b>0</b>	<b>0</b>	<b>0</b>	<b>0</b>	<b>0</b>	<b>0</b>	<b>0</b>	<b>0</b>	<b>1</b>
	<b>Total</b>	<b>2</b>	<b>0</b>	<b>0</b>	<b>0</b>	<b>0</b>	<b>2</b>	<b>0</b>	<b>0</b>	<b>0</b>	<b>0</b>	<b>4</b>
20	Randolph	2	-	-	-	-	-	-	-	-	-	2
	<b>Total</b>	<b>2</b>	<b>0</b>	<b>0</b>	<b>0</b>	<b>0</b>	<b>0</b>	<b>0</b>	<b>0</b>	<b>0</b>	<b>0</b>	<b>2</b>
	Grant	2	-	-	1	-	-	-	-	-	-	3
	Mineral	1	-	-	-	-	-	-	-	-	1	2
21	Tucker	-	-	-	-	-	-	-	-	-	-	-
	<b>Total</b>	<b>3</b>	<b>0</b>	<b>0</b>	<b>1</b>	<b>0</b>	<b>0</b>	<b>0</b>	<b>0</b>	<b>0</b>	<b>1</b>	<b>5</b>
	Hampshire	2	-	-	-	-	-	-	-	-	-	2
	Hardy	2	-	-	-	-	-	-	-	-	-	2
22	Pendleton	-	-	-	-	-	-	-	-	-	-	-
	<b>Total</b>	<b>4</b>	<b>0</b>	<b>0</b>	<b>0</b>	<b>0</b>	<b>0</b>	<b>0</b>	<b>0</b>	<b>0</b>	<b>0</b>	<b>4</b>
	Berkeley	27	-	-	-	-	4	-	-	-	2	33
	Jefferson	11	2	1	-	-	4	-	-	-	-	18
23	Morgan	2	-	-	-	-	-	-	-	-	-	2
	<b>Total</b>	<b>40</b>	<b>2</b>	<b>1</b>	<b>0</b>	<b>0</b>	<b>8</b>	<b>0</b>	<b>0</b>	<b>0</b>	<b>2</b>	<b>53</b>
24	Wayne	-	-	-	-	-	-	-	-	-	-	-
	<b>Total</b>	<b>0</b>	<b>0</b>	<b>0</b>	<b>0</b>	<b>0</b>	<b>0</b>	<b>0</b>	<b>0</b>	<b>0</b>	<b>0</b>	<b>0</b>

PUBLIC DEFENDER SERVICES TOTAL DIRECT EXPENSE CLAIMS PAID BY CASE TYPE FISCAL YEAR 2024												
Circuit	County	Felony	Misdemeanor	Mental Hygiene	Juvenile	Parole Probation Revocation	Termin/Abuse & Neglect	Habeas	Supreme Court	Municipal Court	Other	Total Claims
25	Boone	2	-	-	-	-	3	-	-	-	-	5
	Lincoln	-	-	-	-	-	1	-	-	-	-	1
	<b>Total</b>	<b>2</b>	<b>0</b>	<b>0</b>	<b>0</b>	<b>0</b>	<b>4</b>	<b>0</b>	<b>0</b>	<b>0</b>	<b>0</b>	<b>6</b>
26	Lewis	-	-	-	-	-	-	-	-	-	-	-
	Upshur	1	-	-	-	-	-	-	-	-	-	1
	<b>Total</b>	<b>1</b>	<b>0</b>	<b>0</b>	<b>0</b>	<b>0</b>	<b>0</b>	<b>0</b>	<b>0</b>	<b>0</b>	<b>0</b>	<b>1</b>
27	Wyoming	3	1	-	-	-	-	-	-	-	-	4
	<b>Total</b>	<b>3</b>	<b>1</b>	<b>0</b>	<b>0</b>	<b>0</b>	<b>0</b>	<b>0</b>	<b>0</b>	<b>0</b>	<b>0</b>	<b>4</b>
	Nicholas	-	-	-	-	-	-	-	-	-	-	-
28	<b>Total</b>	<b>0</b>	<b>0</b>	<b>0</b>	<b>0</b>	<b>0</b>	<b>0</b>	<b>0</b>	<b>0</b>	<b>0</b>	<b>0</b>	<b>0</b>
	Putnam	1	-	-	-	-	1	-	-	-	1	3
	<b>Total</b>	<b>1</b>	<b>0</b>	<b>0</b>	<b>0</b>	<b>0</b>	<b>1</b>	<b>0</b>	<b>0</b>	<b>0</b>	<b>1</b>	<b>3</b>
30	Mingo	-	-	-	-	-	-	-	-	-	-	-
	<b>Total</b>	<b>0</b>	<b>0</b>	<b>0</b>	<b>0</b>	<b>0</b>	<b>0</b>	<b>0</b>	<b>0</b>	<b>0</b>	<b>0</b>	<b>0</b>
	Monroe	-	-	-	-	-	-	-	-	-	-	-
31	Summers	5	-	-	-	-	-	-	-	-	-	5
	<b>Total</b>	<b>5</b>	<b>0</b>	<b>0</b>	<b>0</b>	<b>0</b>	<b>0</b>	<b>0</b>	<b>0</b>	<b>0</b>	<b>0</b>	<b>5</b>
	<b>STATE TOTAL</b>	<b>226</b>	<b>124</b>	<b>1</b>	<b>2</b>	<b>4</b>	<b>62</b>	<b>5</b>	<b>0</b>	<b>0</b>	<b>5</b>	<b>429</b>
		<b>52.68%</b>	<b>28.90%</b>	<b>0.23%</b>	<b>0.47%</b>	<b>0.93%</b>	<b>14.45%</b>	<b>1.17%</b>	<b>0.00%</b>	<b>0.00%</b>	<b>1.17%</b>	<b>100.00%</b>

**PUBLIC DEFENDER SERVICES  
APPOINTED COUNSEL EXPENSES PAID BY CATEGORY  
FY 2022**

Expert Witness	\$226,336.56
Court Reporter	\$54,678.02
Investigator	\$193,016.86
Travel	\$1,111,146.02
Misc. Office	\$357,526.52
Paralegal	\$117,454.43
Other	\$45,039.70
<b>Total Expenses Paid</b>	<b>\$2,105,198.11</b>



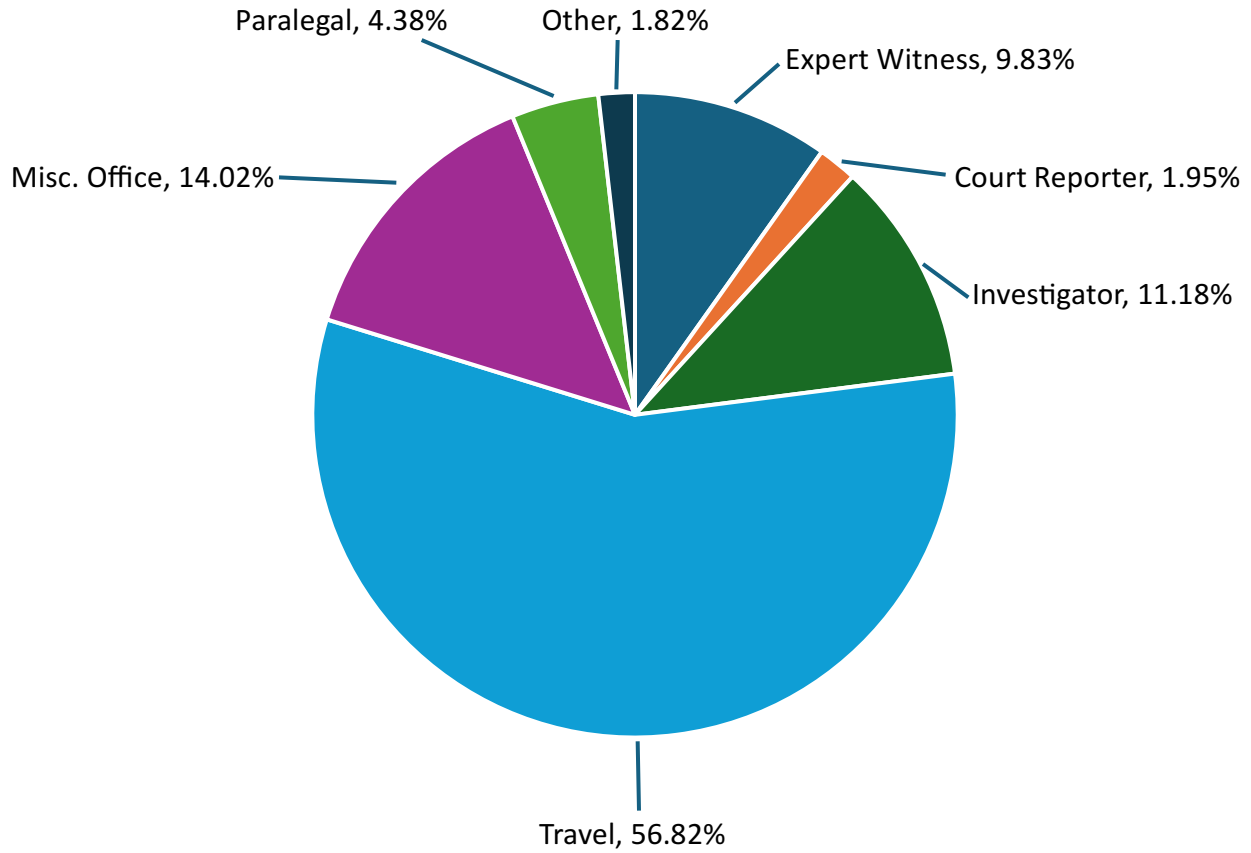
PUBLIC DEFENDER SERVICES APPOINTED COUNSEL TOTAL EXPENSES PAID BY CATEGORY FISCAL YEAR 2022										
Circuit	County	Expert Witness	Court Reporter	Investigator	Travel	Misc. Office	Paralegal	Other	Total Expenses	
1	Brooke	-	\$1,051.05	\$4.00	\$10,070.12	\$1,727.85	\$40.00	\$523.85	\$13,416.87	
	Hancock	\$42,152.83	\$4,645.80	\$152.50	\$15,752.59	\$7,491.66	\$1,703.00	\$2,179.15	\$74,077.53	
	Ohio	\$5.00	\$2,750.40	\$225.00	\$17,369.44	\$11,099.23	\$232.00	\$1,330.13	\$33,011.20	
	<b>Total</b>	<b>\$42,157.83</b>	<b>\$8,447.25</b>	<b>\$381.50</b>	<b>\$43,192.15</b>	<b>\$20,318.74</b>	<b>\$1,975.00</b>	<b>\$4,033.13</b>	<b>\$120,505.60</b>	
2	Marshall	\$1,579.00	-	\$350.00	\$6,826.41	\$2,311.32	-	-	\$11,066.73	
	Tyler	-	-	-	\$8,075.50	\$1,024.49	-	-	\$9,099.99	
	Wetzel	-	-	-	\$12,172.68	\$982.61	-	-	\$13,155.29	
<b>Total</b>	<b>\$1,579.00</b>	<b>\$0.00</b>	<b>\$350.00</b>	<b>\$27,074.59</b>	<b>\$4,318.42</b>	<b>\$0.00</b>	<b>\$0.00</b>	<b>\$33,322.01</b>		
3	Doddridge	-	-	\$14,450.69	\$20,237.50	\$1,920.85	\$3,719.80	-	\$40,328.84	
	Pleasants	-	\$249.99	\$17,902.63	\$14,353.22	\$1,628.96	\$4,997.40	\$182.00	\$39,314.20	
	Ritchie	-	\$227.92	\$15,128.30	\$17,973.19	\$2,508.44	\$2,574.71	\$76.72	\$38,489.28	
	<b>Total</b>	<b>\$0.00</b>	<b>\$477.91</b>	<b>\$47,481.62</b>	<b>\$52,563.91</b>	<b>\$6,058.25</b>	<b>\$11,291.91</b>	<b>\$258.72</b>	<b>\$118,132.32</b>	
	Wirt	-	-	-	\$2,371.51	\$480.23	\$928.00	-	\$3,779.74	
4	Wood	\$13,894.47	\$4,008.10	\$14,182.90	\$16,715.17	\$21,280.27	\$17,216.50	\$31.05	\$87,328.46	
	<b>Total</b>	<b>\$13,894.47</b>	<b>\$4,008.10</b>	<b>\$14,182.90</b>	<b>\$19,086.68</b>	<b>\$21,760.50</b>	<b>\$18,144.50</b>	<b>\$31.05</b>	<b>\$91,108.20</b>	
	Calhoun	-	\$32.00	\$538.28	\$10,487.81	\$1,055.62	\$104.00	\$214.04	\$12,431.75	
5	Jackson	\$5,375.00	\$1,413.75	\$1,273.30	\$50,637.70	\$4,165.72	-	\$1,090.03	\$63,955.50	
	Mason	\$11,258.26	\$731.35	\$700.52	\$23,115.10	\$6,548.55	\$2,092.00	\$484.21	\$44,929.99	
	Roane	-	\$252.80	-	\$18,229.58	\$801.93	-	\$50.70	\$19,335.01	
	<b>Total</b>	<b>\$16,633.26</b>	<b>\$2,429.90</b>	<b>\$2,512.10</b>	<b>\$102,470.19</b>	<b>\$12,571.82</b>	<b>\$2,196.00</b>	<b>\$1,838.98</b>	<b>\$140,652.25</b>	
6	Cabell	\$50.00	\$3,513.51	\$24,960.28	\$15,762.95	\$10,157.76	\$16,508.00	\$217.38	\$71,169.88	
	<b>Total</b>	<b>\$50.00</b>	<b>\$3,513.51</b>	<b>\$24,960.28</b>	<b>\$15,762.95</b>	<b>\$10,157.76</b>	<b>\$16,508.00</b>	<b>\$217.38</b>	<b>\$71,169.88</b>	
7	Logan	\$450.00	\$783.25	\$4,420.23	\$13,177.82	\$10,084.22	\$813.79	\$73.95	\$29,803.26	
	<b>Total</b>	<b>\$450.00</b>	<b>\$783.25</b>	<b>\$4,420.23</b>	<b>\$13,177.82</b>	<b>\$10,084.22</b>	<b>\$813.79</b>	<b>\$73.95</b>	<b>\$29,803.26</b>	
8	McDowell	-	\$42.35	-	\$17,909.20	\$8,932.45	\$132.00	\$8.17	\$27,024.17	
	<b>Total</b>	<b>\$0.00</b>	<b>\$42.35</b>	<b>\$0.00</b>	<b>\$17,909.20</b>	<b>\$8,932.45</b>	<b>\$132.00</b>	<b>\$8.17</b>	<b>\$27,024.17</b>	
9	Mercer	\$12,249.13	\$960.25	\$9,754.23	\$67,507.51	\$15,445.02	\$8,339.83	\$2,300.46	\$116,556.43	
	<b>Total</b>	<b>\$12,249.13</b>	<b>\$960.25</b>	<b>\$9,754.23</b>	<b>\$67,507.51</b>	<b>\$15,445.02</b>	<b>\$8,339.83</b>	<b>\$2,300.46</b>	<b>\$116,556.43</b>	
10	Raleigh	\$278.20	\$297.80	\$5,909.97	\$37,053.59	\$11,907.91	\$1,992.90	\$612.51	\$58,052.88	
	<b>Total</b>	<b>\$278.20</b>	<b>\$297.80</b>	<b>\$5,909.97</b>	<b>\$37,053.59</b>	<b>\$11,907.91</b>	<b>\$1,992.90</b>	<b>\$612.51</b>	<b>\$58,052.88</b>	

PUBLIC DEFENDER SERVICES APPOINTED COUNSEL TOTAL EXPENSES PAID BY CATEGORY FISCAL YEAR 2022										
Circuit	County	Expert Witness	Court Reporter	Investigator	Travel	Misc. Office	Paralegal	Other	Total Expenses	
11	Greenbrier	-	\$1,350.25	-	\$6,331.84	\$2,527.86	\$80.00	\$56.68	\$10,346.63	
	Pocahontas	-	\$38.50	\$1,021.50	\$2,021.57	\$256.14	-	\$108.68	\$3,446.39	
	<b>Total</b>	<b>\$0.00</b>	<b>\$1,388.75</b>	<b>\$1,021.50</b>	<b>\$8,353.41</b>	<b>\$2,784.00</b>	<b>\$80.00</b>	<b>\$165.36</b>	<b>\$13,793.02</b>	
12	Fayette	\$3,125.00	\$1,170.40	\$1,257.79	\$25,815.01	\$3,549.78	\$142.00	\$55.44	\$35,115.42	
	<b>Total</b>	<b>\$3,125.00</b>	<b>\$1,170.40</b>	<b>\$1,257.79</b>	<b>\$25,815.01</b>	<b>\$3,549.78</b>	<b>\$142.00</b>	<b>\$55.44</b>	<b>\$35,115.42</b>	
	Kanawha	\$3,933.40	\$4,678.80	\$6,251.83	\$30,335.17	\$34,570.34	\$550.00	\$2,192.92	\$82,512.46	
13	<b>Total</b>	<b>\$3,933.40</b>	<b>\$4,678.80</b>	<b>\$6,251.83</b>	<b>\$30,335.17</b>	<b>\$34,570.34</b>	<b>\$550.00</b>	<b>\$2,192.92</b>	<b>\$82,512.46</b>	
	Braxton	\$1,575.00	\$278.30	-	\$39,446.51	\$7,957.43	\$1,300.00	\$612.50	\$51,169.74	
	Clay	-	-	-	\$22,038.55	\$5,594.42	\$84.00	\$22.20	\$27,739.17	
14	Gilmer	\$26.00	\$211.75	-	\$36,936.43	\$3,282.61	-	-	\$40,456.79	
	Webster	\$1,850.00	\$32.00	-	\$28,279.87	\$2,786.62	\$30.00	\$0.55	\$32,979.04	
	<b>Total</b>	<b>\$3,451.00</b>	<b>\$522.05</b>	<b>\$0.00</b>	<b>\$126,701.36</b>	<b>\$19,621.08</b>	<b>\$1,414.00</b>	<b>\$635.25</b>	<b>\$152,344.74</b>	
15	Harrison	-	\$1,367.25	\$1,802.50	\$17,475.33	\$20,372.63	\$10,328.00	\$3,756.22	\$55,101.93	
	<b>Total</b>	<b>\$0.00</b>	<b>\$1,367.25</b>	<b>\$1,802.50</b>	<b>\$17,475.33</b>	<b>\$20,372.63</b>	<b>\$10,328.00</b>	<b>\$3,756.22</b>	<b>\$55,101.93</b>	
	Marion	\$3,625.00	\$2,570.40	-	\$36,551.39	\$16,310.09	\$3,216.00	\$1,434.46	\$63,707.34	
16	<b>Total</b>	<b>\$3,625.00</b>	<b>\$2,570.40</b>	<b>\$0.00</b>	<b>\$36,551.39</b>	<b>\$16,310.09</b>	<b>\$3,216.00</b>	<b>\$1,434.46</b>	<b>\$63,707.34</b>	
	Monongalia	-	\$540.80	\$2,578.71	\$30,571.34	\$12,385.94	\$6,510.95	\$3,935.12	\$56,522.86	
	<b>Total</b>	<b>\$0.00</b>	<b>\$540.80</b>	<b>\$2,578.71</b>	<b>\$30,571.34</b>	<b>\$12,385.94</b>	<b>\$6,510.95</b>	<b>\$3,935.12</b>	<b>\$56,522.86</b>	
18	Preston	\$10,400.00	\$4,212.50	\$6,736.49	\$34,275.21	\$9,359.73	\$2,365.35	\$6,821.55	\$74,170.83	
	<b>Total</b>	<b>\$10,400.00</b>	<b>\$4,212.50</b>	<b>\$6,736.49</b>	<b>\$34,275.21</b>	<b>\$9,359.73</b>	<b>\$2,365.35</b>	<b>\$6,821.55</b>	<b>\$74,170.83</b>	
	Barbour	\$1,525.00	-	\$1,025.00	\$30,152.81	\$9,105.70	\$6,391.80	\$56.05	\$48,256.36	
19	Taylor	\$3,050.00	-	\$1,414.71	\$10,496.14	\$4,063.54	\$2,691.55	\$569.11	\$22,285.05	
	<b>Total</b>	<b>\$4,575.00</b>	<b>\$0.00</b>	<b>\$2,439.71</b>	<b>\$40,648.95</b>	<b>\$13,169.24</b>	<b>\$9,083.35</b>	<b>\$625.16</b>	<b>\$70,541.41</b>	
	Randolph	\$150.00	\$420.25	\$879.62	\$28,596.40	\$12,300.41	\$450.00	\$255.98	\$43,052.66	
20	<b>Total</b>	<b>\$150.00</b>	<b>\$420.25</b>	<b>\$879.62</b>	<b>\$28,596.40</b>	<b>\$12,300.41</b>	<b>\$450.00</b>	<b>\$255.98</b>	<b>\$43,052.66</b>	
	Grant	\$3,625.00	-	-	\$13,901.06	\$2,925.15	-	\$20.00	\$20,471.21	
	Mineral	\$5,725.00	-	\$20,384.36	\$12,076.00	\$3,399.39	\$67.00	\$5.00	\$41,656.75	
21	Tucker	-	-	-	\$6,801.31	\$763.20	\$686.00	\$179.13	\$8,429.64	
	<b>Total</b>	<b>\$9,350.00</b>	<b>\$0.00</b>	<b>\$20,384.36</b>	<b>\$32,778.37</b>	<b>\$7,087.74</b>	<b>\$753.00</b>	<b>\$204.13</b>	<b>\$70,557.60</b>	

PUBLIC DEFENDER SERVICES APPOINTED COUNSEL TOTAL EXPENSES PAID BY CATEGORY FISCAL YEAR 2022										
Circuit	County	Expert Witness	Court Reporter	Investigator	Travel	Misc. Office	Paralegal	Other	Total Expenses	
22	Hampshire	-	-	\$7.00	\$22,413.86	\$9,804.29	-	\$1,508.91	\$33,734.06	
	Hardy	\$13,762.50	-	\$3.00	\$16,624.47	\$6,078.78	-	\$149.06	\$36,617.81	
	Pendleton	\$491.77	-	-	\$12,523.14	\$1,248.79	-	\$12.96	\$14,276.66	
	<b>Total</b>	<b>\$14,254.27</b>	<b>\$0.00</b>	<b>\$3.00</b>	<b>\$29,147.61</b>	<b>\$7,327.57</b>	<b>\$0.00</b>	<b>\$162.02</b>	<b>\$84,628.53</b>	
23	Berkeley	\$43,206.38	\$8,309.60	\$16,235.07	\$22,417.81	\$12,630.68	\$1,094.00	\$7,317.34	\$111,210.88	
	Jefferson	\$27,056.62	\$505.10	\$5,277.57	\$6,968.21	\$2,699.30	\$362.00	\$91.66	\$42,960.46	
	Morgan	\$3,200.00	\$1,048.35	-	\$12,010.20	\$1,454.71	-	\$326.28	\$18,039.54	
	<b>Total</b>	<b>\$73,463.00</b>	<b>\$9,863.05</b>	<b>\$21,512.64</b>	<b>\$41,396.22</b>	<b>\$16,784.69</b>	<b>\$1,456.00</b>	<b>\$7,735.28</b>	<b>\$172,210.88</b>	
24	Wayne	-	\$743.80	-	\$12,310.58	\$2,071.50	\$4,624.50	\$335.20	\$20,085.58	
	<b>Total</b>	<b>\$0.00</b>	<b>\$743.80</b>	<b>\$0.00</b>	<b>\$12,310.58</b>	<b>\$2,071.50</b>	<b>\$4,624.50</b>	<b>\$335.20</b>	<b>\$20,085.58</b>	
	Boone	-	\$766.60	\$639.69	\$7,881.86	\$890.41	\$197.94	\$1,070.03	\$11,446.53	
25	Lincoln	-	\$1,124.20	-	\$19,046.11	\$1,018.47	-	\$33.76	\$21,222.54	
	<b>Total</b>	<b>\$0.00</b>	<b>\$1,890.80</b>	<b>\$639.69</b>	<b>\$26,927.97</b>	<b>\$1,908.88</b>	<b>\$197.94</b>	<b>\$1,103.79</b>	<b>\$32,669.07</b>	
	Lewis	\$2,000.00	-	\$993.72	\$27,008.70	\$4,760.86	\$2,416.00	\$2.00	\$37,181.28	
26	Upshur	\$5,075.00	\$49.00	-	\$19,599.59	\$5,629.86	\$3,432.70	-	\$33,786.15	
	<b>Total</b>	<b>\$7,075.00</b>	<b>\$49.00</b>	<b>\$993.72</b>	<b>\$46,608.29</b>	<b>\$10,390.72</b>	<b>\$5,848.70</b>	<b>\$2.00</b>	<b>\$70,967.43</b>	
	Wyoming	\$4,643.00	\$76.95	\$10,903.21	\$27,805.42	\$8,951.04	\$7,306.30	\$4,402.00	\$64,087.92	
27	<b>Total</b>	<b>\$4,643.00</b>	<b>\$76.95</b>	<b>\$10,903.21</b>	<b>\$27,805.42</b>	<b>\$8,951.04</b>	<b>\$7,306.30</b>	<b>\$4,402.00</b>	<b>\$64,087.92</b>	
	Nicholas	-	-	-	\$51,145.16	\$9,614.50	\$342.50	\$25.00	\$61,127.16	
	<b>Total</b>	<b>\$0.00</b>	<b>\$0.00</b>	<b>\$0.00</b>	<b>\$51,145.16</b>	<b>\$9,614.50</b>	<b>\$342.50</b>	<b>\$25.00</b>	<b>\$61,127.16</b>	
29	Putnam	\$1,000.00	\$2,998.60	\$3,364.20	\$31,098.52	\$10,992.08	\$187.91	\$182.90	\$49,824.21	
	<b>Total</b>	<b>\$1,000.00</b>	<b>\$2,998.60</b>	<b>\$3,364.20</b>	<b>\$31,098.52</b>	<b>\$10,992.08</b>	<b>\$187.91</b>	<b>\$182.90</b>	<b>\$49,824.21</b>	
	Mingo	-	-	\$2,288.06	\$4,416.37	\$3,344.34	\$724.00	-	\$10,772.77	
30	<b>Total</b>	<b>\$0.00</b>	<b>\$0.00</b>	<b>\$2,288.06</b>	<b>\$4,416.37</b>	<b>\$3,344.34</b>	<b>\$724.00</b>	<b>\$0.00</b>	<b>\$10,772.77</b>	
	Monroe	-	-	-	\$3,473.11	\$1,046.47	\$180.00	\$50.00	\$4,749.58	
	Summers	-	\$1,224.30	-	\$6,502.38	\$2,224.37	\$300.00	\$76.66	\$10,327.71	
31	<b>Total</b>	<b>\$0.00</b>	<b>\$1,224.30</b>	<b>\$0.00</b>	<b>\$9,975.49</b>	<b>\$3,270.84</b>	<b>\$480.00</b>	<b>\$126.66</b>	<b>\$15,077.29</b>	
	<b>STATE TOTAL</b>	<b>\$226,336.56</b>	<b>\$54,678.02</b>	<b>\$193,016.86</b>	<b>\$1,111,146.02</b>	<b>\$357,526.52</b>	<b>\$117,454.43</b>	<b>\$45,039.70</b>	<b>\$2,105,198.11</b>	
		<b>10.75%</b>	<b>2.60%</b>	<b>9.17%</b>	<b>52.78%</b>	<b>16.98%</b>	<b>5.58%</b>	<b>2.14%</b>	<b>100.00%</b>	

**PUBLIC DEFENDER SERVICES  
APPOINTED COUNSEL EXPENSES PAID BY CATEGORY  
FY 2023**

Expert Witness	\$226,960.09
Court Reporter	\$45,014.44
Investigator	\$258,071.92
Travel	\$1,311,621.89
Misc. Office	\$323,532.99
Paralegal	\$101,207.15
Other	\$42,027.73
<b>Total Expenses Paid</b>	<b>\$2,308,436.21</b>



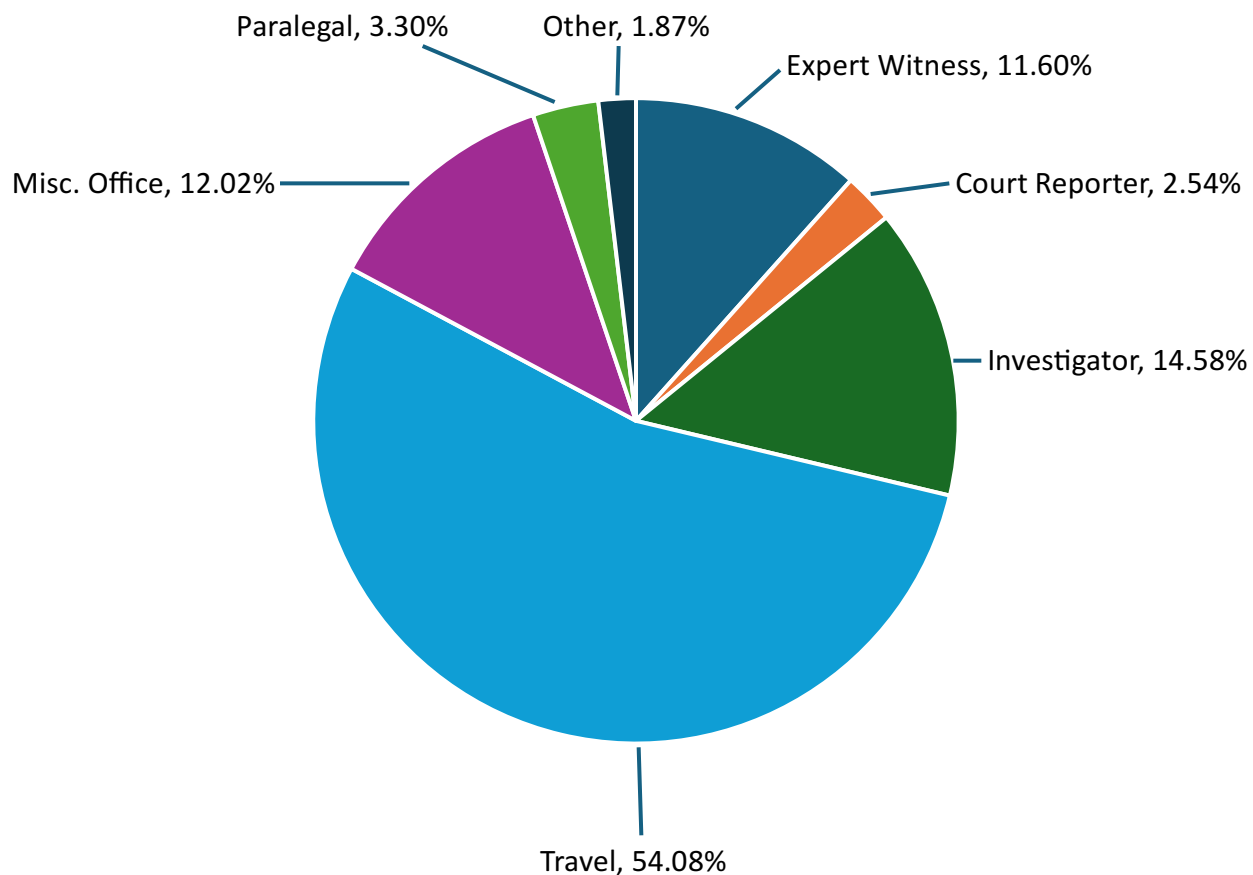
PUBLIC DEFENDER SERVICES APPOINTED COUNSEL TOTAL EXPENSES PAID BY CATEGORY FISCAL YEAR 2023										
Circuit	County	Expert Witness	Court Reporter	Investigator	Travel	Misc. Office	Paralegal	Other	Total Expenses	
1	Brooke	\$322.00	\$992.10	\$8.00	\$12,445.21	\$2,283.82	\$48.47	\$588.60	\$16,688.20	
	Hancock	-	\$180.00	\$12.00	\$13,777.62	\$3,711.22	\$252.10	\$586.40	\$18,519.34	
	Ohio	\$11,675.00	\$4,028.50	\$4,160.96	\$20,920.26	\$15,025.02	\$76.50	\$1,521.71	\$57,407.95	
	<b>Total</b>	<b>\$11,997.00</b>	<b>\$5,200.60</b>	<b>\$4,180.96</b>	<b>\$47,143.09</b>	<b>\$21,020.06</b>	<b>\$377.07</b>	<b>\$2,696.71</b>	<b>\$92,615.49</b>	
2	Marshall	\$6,004.00	-	-	\$6,843.84	\$1,477.94	-	\$57.17	\$14,382.95	
	Tyler	-	-	-	\$9,686.19	\$511.10	-	\$1.90	\$10,199.19	
	Wetzel	-	-	-	\$13,093.94	\$1,943.17	-	\$69.38	\$15,106.49	
	<b>Total</b>	<b>\$6,004.00</b>	<b>\$0.00</b>	<b>\$0.00</b>	<b>\$29,623.97</b>	<b>\$3,932.21</b>	<b>\$0.00</b>	<b>\$128.45</b>	<b>\$39,688.63</b>	
3	Doddridge	-	-	\$12,782.62	\$23,233.47	\$2,040.06	\$2,893.40	-	\$40,949.55	
	Pleasants	\$2,113.00	\$130.90	\$24,489.89	\$15,459.54	\$1,367.73	\$1,564.00	\$29.34	\$45,154.40	
	Ritchie	-	\$640.83	\$18,748.25	\$22,905.72	\$3,430.47	\$2,909.89	-	\$48,635.16	
	<b>Total</b>	<b>\$2,113.00</b>	<b>\$771.73</b>	<b>\$56,020.76</b>	<b>\$61,598.73</b>	<b>\$6,838.26</b>	<b>\$7,367.29</b>	<b>\$29.34</b>	<b>\$134,739.11</b>	
4	Wirt	\$1,250.00	-	-	\$1,428.76	\$355.50	\$1,344.00	-	\$4,378.26	
	Wood	\$37,794.20	\$2,461.40	\$15,497.77	\$33,981.09	\$18,497.22	\$27,623.75	\$858.56	\$136,713.99	
	<b>Total</b>	<b>\$39,044.20</b>	<b>\$2,461.40</b>	<b>\$15,497.77</b>	<b>\$35,409.85</b>	<b>\$18,852.72</b>	<b>\$28,967.75</b>	<b>\$858.56</b>	<b>\$141,092.25</b>	
	Calhoun	-	\$1,268.58	-	\$15,738.81	\$211.34	-	\$3.00	\$17,221.73	
5	Jackson	-	\$1,506.35	-	\$41,611.93	\$768.57	-	\$210.35	\$44,097.20	
	Mason	-	\$333.80	-	\$31,441.60	\$6,321.18	\$1,222.58	\$403.52	\$39,722.68	
	Roane	-	-	\$1,289.25	\$21,370.47	\$325.15	-	\$22.44	\$23,007.31	
	<b>Total</b>	<b>\$0.00</b>	<b>\$3,108.73</b>	<b>\$1,289.25</b>	<b>\$110,162.81</b>	<b>\$7,626.24</b>	<b>\$1,222.58</b>	<b>\$639.31</b>	<b>\$124,048.92</b>	
6	Cabell	\$1,597.20	\$7,268.25	\$37,855.86	\$14,974.09	\$6,062.77	\$7,814.00	\$595.50	\$76,167.67	
	<b>Total</b>	<b>\$1,597.20</b>	<b>\$7,268.25</b>	<b>\$37,855.86</b>	<b>\$14,974.09</b>	<b>\$6,062.77</b>	<b>\$7,814.00</b>	<b>\$595.50</b>	<b>\$76,167.67</b>	
	Logan	\$128.00	\$169.40	\$379.95	\$17,863.55	\$7,519.48	\$335.45	\$300.40	\$26,696.23	
	<b>Total</b>	<b>\$128.00</b>	<b>\$169.40</b>	<b>\$379.95</b>	<b>\$17,863.55</b>	<b>\$7,519.48</b>	<b>\$335.45</b>	<b>\$300.40</b>	<b>\$26,696.23</b>	
8	McDowell	\$3,695.83	\$1,038.05	\$367.25	\$27,872.56	\$9,937.20	\$405.31	\$4,438.23	\$47,754.43	
	<b>Total</b>	<b>\$3,695.83</b>	<b>\$1,038.05</b>	<b>\$367.25</b>	<b>\$27,872.56</b>	<b>\$9,937.20</b>	<b>\$405.31</b>	<b>\$4,438.23</b>	<b>\$47,754.43</b>	
	Mercer	\$12,973.68	\$2,398.40	\$17,409.37	\$68,746.62	\$12,266.98	\$860.88	\$5,568.36	\$120,224.29	
	<b>Total</b>	<b>\$12,973.68</b>	<b>\$2,398.40</b>	<b>\$17,409.37</b>	<b>\$68,746.62</b>	<b>\$12,266.98</b>	<b>\$860.88</b>	<b>\$5,568.36</b>	<b>\$120,224.29</b>	
10	Raleigh	-	-	\$18,923.38	\$47,828.23	\$7,971.70	\$3,601.00	\$1,483.23	\$79,807.54	
	<b>Total</b>	<b>\$0.00</b>	<b>\$0.00</b>	<b>\$18,923.38</b>	<b>\$47,828.23</b>	<b>\$7,971.70</b>	<b>\$3,601.00</b>	<b>\$1,483.23</b>	<b>\$79,807.54</b>	

PUBLIC DEFENDER SERVICES APPOINTED COUNSEL TOTAL EXPENSES PAID BY CATEGORY FISCAL YEAR 2023										
Circuit	County	Expert Witness	Court Reporter	Investigator	Travel	Misc. Office	Paralegal	Other	Total Expenses	
11	Greenbrier	-	\$1,587.05	-	\$8,609.70	\$2,556.13	-	\$141.88	\$12,894.76	
	Pocahontas	-	-	-	\$8,346.26	\$579.53	-	-	\$8,925.79	
	<b>Total</b>	<b>\$0.00</b>	<b>\$1,587.05</b>	<b>\$0.00</b>	<b>\$16,955.96</b>	<b>\$3,135.66</b>	<b>\$0.00</b>	<b>\$141.88</b>	<b>\$21,820.55</b>	
12	Fayette	\$23,465.98	\$69.30	\$474.75	\$32,356.79	\$4,399.36	\$402.00	\$1,885.98	\$63,054.16	
	<b>Total</b>	<b>\$23,465.98</b>	<b>\$69.30</b>	<b>\$474.75</b>	<b>\$32,356.79</b>	<b>\$4,399.36</b>	<b>\$402.00</b>	<b>\$1,885.98</b>	<b>\$63,054.16</b>	
	Kanawha	\$3,300.00	\$4,421.80	\$5,083.77	\$37,574.47	\$24,190.86	\$2,635.70	\$650.67	\$77,857.27	
13	<b>Total</b>	<b>\$3,300.00</b>	<b>\$4,421.80</b>	<b>\$5,083.77</b>	<b>\$37,574.47</b>	<b>\$24,190.86</b>	<b>\$2,635.70</b>	<b>\$650.67</b>	<b>\$77,857.27</b>	
	Braxton	\$1,581.18	\$608.30	\$8,781.88	\$45,625.56	\$9,263.95	\$784.00	\$71.89	\$66,716.76	
	Clay	-	-	\$3,082.80	\$28,585.02	\$5,513.08	\$44.00	-	\$37,224.90	
14	Gilmer	-	-	-	\$34,792.54	\$3,845.18	\$38.00	\$500.00	\$39,175.72	
	Webster	\$71.96	-	-	\$28,274.83	\$1,013.45	\$82.00	-	\$29,442.24	
	<b>Total</b>	<b>\$1,653.14</b>	<b>\$608.30</b>	<b>\$11,864.68</b>	<b>\$137,277.95</b>	<b>\$19,635.66</b>	<b>\$948.00</b>	<b>\$571.89</b>	<b>\$172,559.62</b>	
15	Harrison	\$4,225.00	-	\$330.00	\$23,290.36	\$18,143.77	\$7,684.00	\$3,334.48	\$57,007.61	
	<b>Total</b>	<b>\$4,225.00</b>	<b>\$0.00</b>	<b>\$330.00</b>	<b>\$23,290.36</b>	<b>\$18,143.77</b>	<b>\$7,684.00</b>	<b>\$3,334.48</b>	<b>\$57,007.61</b>	
	Marion	\$10,258.00	-	\$615.02	\$52,174.70	\$15,953.59	\$5,566.00	\$3,919.49	\$88,486.80	
16	<b>Total</b>	<b>\$10,258.00</b>	<b>\$0.00</b>	<b>\$615.02</b>	<b>\$52,174.70</b>	<b>\$15,953.59</b>	<b>\$5,566.00</b>	<b>\$3,919.49</b>	<b>\$88,486.80</b>	
	Monongalia	\$4,000.00	\$254.10	\$1,171.00	\$41,203.20	\$9,926.43	\$4,165.75	\$3,004.75	\$63,725.23	
	<b>Total</b>	<b>\$4,000.00</b>	<b>\$254.10</b>	<b>\$1,171.00</b>	<b>\$41,203.20</b>	<b>\$9,926.43</b>	<b>\$4,165.75</b>	<b>\$3,004.75</b>	<b>\$63,725.23</b>	
17	Preston	\$6,687.50	\$372.00	\$2,297.32	\$39,058.51	\$11,137.09	\$3,445.36	\$5,007.88	\$68,005.66	
	<b>Total</b>	<b>\$6,687.50</b>	<b>\$372.00</b>	<b>\$2,297.32</b>	<b>\$39,058.51</b>	<b>\$11,137.09</b>	<b>\$3,445.36</b>	<b>\$5,007.88</b>	<b>\$68,005.66</b>	
	Barbour	-	-	-	\$26,792.39	\$5,877.47	\$2,344.00	\$89.75	\$35,103.61	
18	Taylor	\$500.00	-	-	\$12,777.53	\$3,653.88	\$4,415.55	\$990.88	\$22,337.84	
	<b>Total</b>	<b>\$500.00</b>	<b>\$0.00</b>	<b>\$0.00</b>	<b>\$39,569.92</b>	<b>\$9,531.35</b>	<b>\$6,759.55</b>	<b>\$1,080.63</b>	<b>\$57,441.45</b>	
	Randolph	\$2,891.00	\$394.59	-	\$37,211.47	\$12,685.00	\$970.00	\$79.64	\$54,231.70	
19	<b>Total</b>	<b>\$2,891.00</b>	<b>\$394.59</b>	<b>-</b>	<b>\$37,211.47</b>	<b>\$12,685.00</b>	<b>\$970.00</b>	<b>\$79.64</b>	<b>\$54,231.70</b>	
	Grant	\$9,335.24	-	-	\$18,799.71	\$2,407.64	\$122.00	\$5.00	\$30,669.59	
	Mineral	\$4,298.07	\$13.00	\$9,115.68	\$14,345.74	\$3,762.16	\$70.00	-	\$31,604.65	
20	Tucker	-	-	-	\$7,874.09	\$828.79	-	\$166.50	\$8,869.38	
	<b>Total</b>	<b>\$13,633.31</b>	<b>\$13.00</b>	<b>\$9,115.68</b>	<b>\$41,019.54</b>	<b>\$6,998.59</b>	<b>\$192.00</b>	<b>\$171.50</b>	<b>\$71,143.62</b>	
	Tucker	-	-	-	-	-	-	-	-	

PUBLIC DEFENDER SERVICES APPOINTED COUNSEL TOTAL EXPENSES PAID BY CATEGORY FISCAL YEAR 2023										
Circuit	County	Expert Witness	Court Reporter	Investigator	Travel	Misc. Office	Paralegal	Other	Total Expenses	
22	Hampshire	\$2,917.12	\$485.10	\$3,093.43	\$19,948.86	\$7,985.06	\$1,494.00	\$75.10	\$35,998.67	
	Hardy	\$1,975.00	\$26.95	-	\$16,906.72	\$4,439.38	\$52.00	\$26.52	\$23,426.57	
	Pendleton	-	-	-	\$10,897.04	\$836.90	-	-	\$11,733.94	
	<b>Total</b>	<b>\$4,892.12</b>	<b>\$512.05</b>	<b>\$3,093.43</b>	<b>\$47,752.62</b>	<b>\$13,261.34</b>	<b>\$1,546.00</b>	<b>\$101.62</b>	<b>\$71,159.18</b>	
23	Berkeley	\$38,142.50	\$4,370.20	\$20,086.60	\$33,848.36	\$10,974.87	\$881.43	\$1,478.21	\$109,782.17	
	Jefferson	\$15,390.00	\$1,976.09	\$14,261.23	\$8,050.21	\$4,403.96	\$299.75	\$625.72	\$45,006.96	
	Morgan	\$1,200.00	\$231.00	\$2,024.78	\$10,331.57	\$2,521.35	\$554.00	\$75.87	\$16,938.57	
	<b>Total</b>	<b>\$54,732.50</b>	<b>\$6,577.29</b>	<b>\$36,372.61</b>	<b>\$52,230.14</b>	<b>\$17,900.18</b>	<b>\$1,735.18</b>	<b>\$2,179.80</b>	<b>\$171,727.70</b>	
24	Wayne	\$500.00	\$635.25	-	\$10,403.43	\$882.53	\$3,320.00	\$1.55	\$15,742.76	
	<b>Total</b>	<b>\$500.00</b>	<b>\$635.25</b>	<b>\$0.00</b>	<b>\$10,403.43</b>	<b>\$882.53</b>	<b>\$3,320.00</b>	<b>\$1.55</b>	<b>\$15,742.76</b>	
	Boone	-	\$1,120.35	\$504.99	\$20,925.53	\$2,039.77	\$399.12	\$567.44	\$25,557.20	
25	Lincoln	-	-	-	\$18,724.58	\$657.87	-	-	\$19,382.45	
	<b>Total</b>	<b>\$0.00</b>	<b>\$1,120.35</b>	<b>\$504.99</b>	<b>\$39,650.11</b>	<b>\$2,697.64</b>	<b>\$399.12</b>	<b>\$567.44</b>	<b>\$44,939.65</b>	
	Lewis	\$549.00	\$390.50	\$303.06	\$37,780.91	\$6,272.82	\$546.00	-	\$45,842.29	
26	Upshur	-	\$380.25	\$719.40	\$26,865.51	\$5,500.33	\$421.80	\$119.42	\$34,006.71	
	<b>Total</b>	<b>\$549.00</b>	<b>\$770.75</b>	<b>\$1,022.46</b>	<b>\$64,646.42</b>	<b>\$11,773.15</b>	<b>\$967.80</b>	<b>\$119.42</b>	<b>\$79,849.00</b>	
	Wyoming	\$18,095.63	\$273.65	\$12,875.30	\$27,184.36	\$8,727.10	\$5,698.60	\$1,858.80	\$74,713.44	
	<b>Total</b>	<b>\$18,095.63</b>	<b>\$273.65</b>	<b>\$12,875.30</b>	<b>\$27,184.36</b>	<b>\$8,727.10</b>	<b>\$5,698.60</b>	<b>\$1,858.80</b>	<b>\$74,713.44</b>	
28	Nicholas	-	-	-	\$54,649.14	\$12,065.30	\$473.50	-	\$67,187.94	
	<b>Total</b>	<b>\$0.00</b>	<b>\$0.00</b>	<b>\$0.00</b>	<b>\$54,649.14</b>	<b>\$12,065.30</b>	<b>\$473.50</b>	<b>\$0.00</b>	<b>\$67,187.94</b>	
	Putnam	\$24.00	\$4,788.90	\$3,139.73	\$36,947.87	\$11,472.38	\$3,327.26	\$132.90	\$59,833.04	
	<b>Total</b>	<b>\$24.00</b>	<b>\$4,788.90</b>	<b>\$3,139.73</b>	<b>\$36,947.87</b>	<b>\$11,472.38</b>	<b>\$3,327.26</b>	<b>\$132.90</b>	<b>\$59,833.04</b>	
30	Mingo	-	\$199.50	\$16,668.63	\$8,856.19	\$3,064.08	-	\$104.32	\$28,892.72	
	<b>Total</b>	<b>\$0.00</b>	<b>\$199.50</b>	<b>\$16,668.63</b>	<b>\$8,856.19</b>	<b>\$3,064.08</b>	<b>\$0.00</b>	<b>\$104.32</b>	<b>\$28,892.72</b>	
	Monroe	-	-	-	\$3,718.28	\$777.33	-	-	\$4,495.61	
31	Summers	-	-	\$1,518.00	\$6,666.96	\$3,146.98	\$20.00	\$375.00	\$11,726.94	
	<b>Total</b>	<b>\$0.00</b>	<b>\$0.00</b>	<b>\$1,518.00</b>	<b>\$10,385.24</b>	<b>\$3,924.31</b>	<b>\$20.00</b>	<b>\$375.00</b>	<b>\$16,222.55</b>	
	<b>STATE TOTAL</b>	<b>\$226,960.09</b>	<b>\$45,014.44</b>	<b>\$258,071.92</b>	<b>\$1,311,621.89</b>	<b>\$323,532.99</b>	<b>\$101,207.15</b>	<b>\$42,027.73</b>	<b>\$2,308,436.21</b>	<b>100.00%</b>
		<b>9.83%</b>	<b>1.95%</b>	<b>11.18%</b>	<b>56.82%</b>	<b>14.02%</b>	<b>4.38%</b>	<b>1.82%</b>	<b>100.00%</b>	

**PUBLIC DEFENDER SERVICES  
APPOINTED COUNSEL EXPENSES PAID BY CATEGORY  
FY 2024**

Expert Witness	\$295,330.96
Court Reporter	\$64,683.70
Investigator	\$371,278.28
Travel	\$1,377,028.73
Misc. Office	\$306,167.08
Paralegal	\$84,095.84
Other	\$47,561.51
<b>Total Expenses Paid</b>	<b>\$2,546,146.10</b>



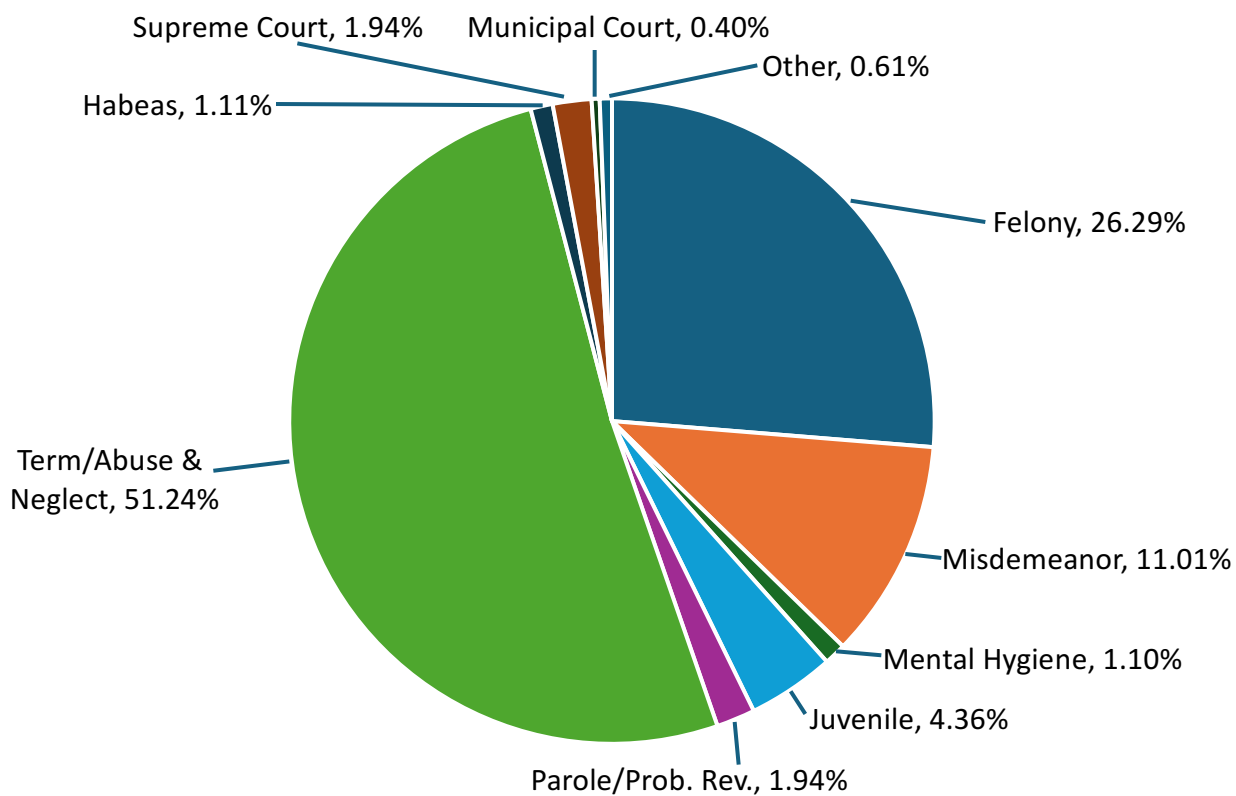
PUBLIC DEFENDER SERVICES APPOINTED COUNSEL TOTAL EXPENSES PAID BY CATEGORY FISCAL YEAR 2024										
Circuit	County	Expert Witness	Court Reporter	Investigator	Travel	Misc. Office	Paralegal	Other	Total Expenses	
1	Brooke	\$8,285.50	\$258.80	-	\$19,512.41	\$3,795.74	\$1,122.00	\$534.99	\$33,509.44	
	Hancock	\$51,666.35	\$909.05	-	\$20,305.29	\$5,604.75	\$138.00	\$649.92	\$79,273.36	
	Ohio	\$11,270.00	\$2,240.90	\$1,775.21	\$31,794.55	\$11,485.07	\$1,392.12	\$833.89	\$60,791.74	
	<b>Total</b>	<b>\$71,221.85</b>	<b>\$3,408.75</b>	<b>\$1,775.21</b>	<b>\$71,612.25</b>	<b>\$20,885.56</b>	<b>\$2,652.12</b>	<b>\$2,018.80</b>	<b>\$173,574.54</b>	
2	Marshall	\$782.00	\$2,582.85	-	\$12,019.47	\$3,328.91	-	\$37.87	\$18,751.10	
	Tyler	-	-	\$591.74	\$11,214.64	\$1,749.54	-	-	\$13,555.92	
	Wetzel	\$3,866.18	\$2,989.30	-	\$18,743.39	\$3,225.16	-	\$141.83	\$28,965.86	
<b>Total</b>	<b>\$4,648.18</b>	<b>\$5,572.15</b>	<b>\$591.74</b>	<b>\$41,977.50</b>	<b>\$8,303.61</b>	<b>\$0.00</b>	<b>\$179.70</b>	<b>\$61,272.88</b>		
3	Doddridge	\$5,625.00	\$887.20	\$22,118.80	\$23,504.02	\$2,295.71	\$1,020.00	-	\$55,450.73	
	Pleasants	-	-	\$23,967.37	\$22,846.83	\$1,053.01	\$944.00	-	\$48,811.21	
	Ritchie	-	\$561.65	\$20,128.26	\$25,326.22	\$2,221.15	\$898.00	\$159.00	\$49,294.28	
	<b>Total</b>	<b>\$5,625.00</b>	<b>\$1,448.85</b>	<b>\$66,214.43</b>	<b>\$71,677.07</b>	<b>\$5,569.87</b>	<b>\$2,862.00</b>	<b>\$159.00</b>	<b>\$153,556.22</b>	
4	Wirt	-	-	-	\$3,770.84	\$360.65	\$758.00	-	\$4,889.49	
	Wood	\$24,375.00	\$6,283.35	\$26,772.05	\$38,175.95	\$15,175.24	\$17,030.00	\$1,078.64	\$128,890.23	
	<b>Total</b>	<b>\$24,375.00</b>	<b>\$6,283.35</b>	<b>\$26,772.05</b>	<b>\$41,946.79</b>	<b>\$15,535.89</b>	<b>\$17,788.00</b>	<b>\$1,078.64</b>	<b>\$133,779.72</b>	
5	Calhoun	-	\$282.00	\$471.00	\$10,833.77	\$36.32	-	-	\$11,623.09	
	Jackson	-	\$2,121.75	\$1,985.09	\$39,710.81	\$380.42	-	\$49.94	\$44,248.01	
	Mason	\$2,100.00	\$972.30	\$1,860.80	\$29,078.69	\$5,340.66	\$136.00	\$820.45	\$40,308.90	
	Roane	-	\$337.45	-	\$22,810.07	\$713.45	-	\$3.18	\$23,864.15	
	<b>Total</b>	<b>\$2,100.00</b>	<b>\$3,713.50</b>	<b>\$4,316.89</b>	<b>\$102,433.34</b>	<b>\$6,470.85</b>	<b>\$136.00</b>	<b>\$873.57</b>	<b>\$120,044.15</b>	
6	Cabell	\$31,167.96	\$3,706.45	\$68,520.97	\$22,468.79	\$4,918.88	\$12,244.00	\$530.79	\$143,557.84	
	<b>Total</b>	<b>\$31,167.96</b>	<b>\$3,706.45</b>	<b>\$68,520.97</b>	<b>\$22,468.79</b>	<b>\$4,918.88</b>	<b>\$12,244.00</b>	<b>\$530.79</b>	<b>\$143,557.84</b>	
7	Logan	\$2,920.00	\$563.25	-	\$19,345.49	\$5,773.69	\$5.27	\$53.04	\$28,660.74	
	<b>Total</b>	<b>\$2,920.00</b>	<b>\$563.25</b>	<b>\$0.00</b>	<b>\$19,345.49</b>	<b>\$5,773.69</b>	<b>\$5.27</b>	<b>\$53.04</b>	<b>\$28,660.74</b>	
8	McDowell	-	\$99.25	\$5,487.04	\$23,943.77	\$7,870.60	\$210.00	\$25.00	\$37,635.66	
	<b>Total</b>	<b>\$0.00</b>	<b>\$99.25</b>	<b>\$5,487.04</b>	<b>\$23,943.77</b>	<b>\$7,870.60</b>	<b>\$210.00</b>	<b>\$25.00</b>	<b>\$37,635.66</b>	
9	Mercer	\$18,527.75	\$2,619.00	\$41,746.94	\$71,173.34	\$15,292.35	\$3,695.42	\$2,195.70	\$155,250.50	
	<b>Total</b>	<b>\$18,527.75</b>	<b>\$2,619.00</b>	<b>\$41,746.94</b>	<b>\$71,173.34</b>	<b>\$15,292.35</b>	<b>\$3,695.42</b>	<b>\$2,195.70</b>	<b>\$155,250.50</b>	
10	Raleigh	\$4,800.00	\$290.35	\$12,287.65	\$44,001.96	\$8,249.45	\$3,065.50	\$1,590.97	\$74,285.88	
	<b>Total</b>	<b>\$4,800.00</b>	<b>\$290.35</b>	<b>\$12,287.65</b>	<b>\$44,001.96</b>	<b>\$8,249.45</b>	<b>\$3,065.50</b>	<b>\$1,590.97</b>	<b>\$74,285.88</b>	

PUBLIC DEFENDER SERVICES APPOINTED COUNSEL TOTAL EXPENSES PAID BY CATEGORY FISCAL YEAR 2024										
Circuit	County	Expert Witness	Court Reporter	Investigator	Travel	Misc. Office	Paralegal	Other	Total Expenses	
11	Greenbrier	\$2,500.00	\$3,216.10	-	\$10,823.53	\$1,657.76	-	-	\$18,197.39	
	Pocahontas	-	\$237.85	-	\$12,865.02	\$308.36	-	\$5.00	\$13,416.23	
	<b>Total</b>	<b>\$2,500.00</b>	<b>\$3,453.95</b>	<b>\$0.00</b>	<b>\$23,688.55</b>	<b>\$1,966.12</b>	<b>\$0.00</b>	<b>\$5.00</b>	<b>\$31,613.62</b>	
12	Fayette	-	\$42.35	-	\$27,047.71	\$3,471.94	\$339.00	\$110.16	\$31,011.16	
	<b>Total</b>	<b>\$0.00</b>	<b>\$42.35</b>	<b>\$0.00</b>	<b>\$27,047.71</b>	<b>\$3,471.94</b>	<b>\$339.00</b>	<b>\$110.16</b>	<b>\$31,011.16</b>	
	Kanawha	\$6,897.50	\$801.65	\$74,597.37	\$32,746.92	\$19,946.24	\$315.14	\$1,441.78	\$136,746.60	
13	<b>Total</b>	<b>\$6,897.50</b>	<b>\$801.65</b>	<b>\$74,597.37</b>	<b>\$32,746.92</b>	<b>\$19,946.24</b>	<b>\$315.14</b>	<b>\$1,441.78</b>	<b>\$136,746.60</b>	
	Braxton	-	-	-	\$53,467.67	\$3,075.91	\$712.00	\$253.70	\$57,509.28	
	Clay	-	-	-	\$24,135.56	\$5,125.00	\$142.00	\$47.76	\$29,450.32	
14	Gilmer	-	\$804.65	-	\$33,298.15	\$1,235.36	-	-	\$35,338.16	
	Webster	\$3,000.00	-	-	\$33,153.18	\$1,320.97	\$38.00	\$26.52	\$37,538.67	
	<b>Total</b>	<b>\$3,000.00</b>	<b>\$804.65</b>	<b>\$0.00</b>	<b>\$144,054.56</b>	<b>\$10,757.24</b>	<b>\$892.00</b>	<b>\$327.98</b>	<b>\$159,836.43</b>	
15	Harrison	\$3,500.00	\$1,631.80	\$2,510.14	\$22,861.66	\$16,200.26	\$6,385.00	\$1,432.81	\$54,521.67	
	<b>Total</b>	<b>\$3,500.00</b>	<b>\$1,631.80</b>	<b>\$2,510.14</b>	<b>\$22,861.66</b>	<b>\$16,200.26</b>	<b>\$6,385.00</b>	<b>\$1,432.81</b>	<b>\$54,521.67</b>	
	Marion	\$2,000.00	\$508.20	-	\$49,816.58	\$13,278.48	\$3,613.00	\$336.99	\$69,553.25	
16	<b>Total</b>	<b>\$2,000.00</b>	<b>\$508.20</b>	<b>\$0.00</b>	<b>\$49,816.58</b>	<b>\$13,278.48</b>	<b>\$3,613.00</b>	<b>\$336.99</b>	<b>\$69,553.25</b>	
	Monongalia	\$4,750.00	\$5,675.65	\$9,246.44	\$49,663.51	\$11,895.79	\$9,162.68	\$4,908.24	\$95,302.31	
	<b>Total</b>	<b>\$4,750.00</b>	<b>\$5,675.65</b>	<b>\$9,246.44</b>	<b>\$49,663.51</b>	<b>\$11,895.79</b>	<b>\$9,162.68</b>	<b>\$4,908.24</b>	<b>\$95,302.31</b>	
18	Preston	\$5,136.30	\$3,773.35	\$5,102.22	\$34,714.69	\$9,315.16	\$3,812.96	\$5,416.73	\$67,271.41	
	<b>Total</b>	<b>\$5,136.30</b>	<b>\$3,773.35</b>	<b>\$5,102.22</b>	<b>\$34,714.69</b>	<b>\$9,315.16</b>	<b>\$3,812.96</b>	<b>\$5,416.73</b>	<b>\$67,271.41</b>	
	Barbour	-	-	\$594.55	\$26,263.40	\$7,985.90	\$1,148.00	\$1,578.50	\$37,570.35	
19	Taylor	-	-	-	\$12,009.96	\$4,483.80	\$3,265.18	\$395.76	\$20,154.70	
	<b>Total</b>	<b>\$0.00</b>	<b>\$0.00</b>	<b>\$594.55</b>	<b>\$38,273.36</b>	<b>\$12,469.70</b>	<b>\$4,413.18</b>	<b>\$1,974.26</b>	<b>\$57,725.05</b>	
	Randolph	\$2,825.00	\$46.80	-	\$25,130.50	\$10,156.12	\$224.00	\$517.49	\$38,899.91	
20	<b>Total</b>	<b>\$2,825.00</b>	<b>\$46.80</b>	<b>\$0.00</b>	<b>\$25,130.50</b>	<b>\$10,156.12</b>	<b>\$224.00</b>	<b>\$517.49</b>	<b>\$38,899.91</b>	
	Grant	\$2,403.88	-	\$1,500.98	\$17,470.17	\$1,730.02	-	\$241.42	\$23,346.47	
	Mineral	\$2,000.00	\$72.00	\$758.05	\$20,885.42	\$3,802.29	-	\$141.43	\$27,659.19	
21	Tucker	-	-	-	\$7,092.72	\$112.66	-	-	\$7,205.38	
	<b>Total</b>	<b>\$4,403.88</b>	<b>\$72.00</b>	<b>\$2,259.03</b>	<b>\$45,448.31</b>	<b>\$5,644.97</b>	<b>\$0.00</b>	<b>\$382.85</b>	<b>\$58,211.04</b>	

PUBLIC DEFENDER SERVICES APPOINTED COUNSEL TOTAL EXPENSES PAID BY CATEGORY FISCAL YEAR 2024										
Circuit	County	Expert Witness	Court Reporter	Investigator	Travel	Misc. Office	Paralegal	Other	Total Expenses	
22	Hampshire	\$5,045.00	-	-	\$20,148.16	\$6,652.83	\$12.00	\$20.51	\$31,878.50	
	Hardy	\$3,000.00	-	-	\$1,415.54	\$2,784.90	-	\$1,621.01	\$18,821.45	
	Pendleton	-	\$32.25	-	\$16,065.41	\$1,056.69	\$16.00	-	\$17,170.35	
	<b>Total</b>	<b>\$8,045.00</b>	<b>\$32.25</b>	<b>\$0.00</b>	<b>\$47,629.11</b>	<b>\$10,494.42</b>	<b>\$28.00</b>	<b>\$1,641.52</b>	<b>\$67,870.30</b>	
23	Berkeley	\$43,413.43	\$6,786.95	\$12,872.15	\$41,167.28	\$13,093.63	\$3,458.20	\$13,515.44	\$134,307.08	
	Jefferson	\$13,825.00	\$3,030.85	\$3,649.65	\$13,488.42	\$3,282.40	\$1,462.70	\$4,005.07	\$42,744.09	
	Morgan	\$4,083.37	\$285.90	\$990.00	\$13,333.71	\$1,270.97	-	\$137.05	\$20,101.00	
	<b>Total</b>	<b>\$61,321.80</b>	<b>\$10,103.70</b>	<b>\$17,511.80</b>	<b>\$67,989.41</b>	<b>\$17,647.00</b>	<b>\$4,920.90</b>	<b>\$17,657.56</b>	<b>\$197,152.17</b>	
24	Wayne	-	\$1,622.75	-	\$14,455.46	\$1,751.16	\$136.00	\$222.74	\$18,188.11	
	<b>Total</b>	<b>\$0.00</b>	<b>\$1,622.75</b>	<b>\$0.00</b>	<b>\$14,455.46</b>	<b>\$1,751.16</b>	<b>\$136.00</b>	<b>\$222.74</b>	<b>\$18,188.11</b>	
	Boone	\$5,863.56	\$4,710.00	\$4,130.81	\$21,809.41	\$2,466.72	\$1,185.99	\$496.54	\$40,663.03	
25	Lincoln	\$12,330.00	\$411.95	-	\$16,477.21	\$363.60	-	-	\$29,582.76	
	<b>Total</b>	<b>\$18,193.56</b>	<b>\$5,121.95</b>	<b>\$4,130.81</b>	<b>\$38,286.62</b>	<b>\$2,830.32</b>	<b>\$1,185.99</b>	<b>\$496.54</b>	<b>\$70,245.79</b>	
	Lewis	-	\$45.00	\$878.39	\$29,968.83	\$5,098.26	\$732.00	\$272.32	\$36,994.80	
26	Upshur	-	\$33.00	\$1,124.78	\$28,032.73	\$8,104.70	\$60.00	\$148.52	\$37,503.73	
	<b>Total</b>	<b>\$0.00</b>	<b>\$78.00</b>	<b>\$2,003.17</b>	<b>\$58,001.56</b>	<b>\$13,202.96</b>	<b>\$792.00</b>	<b>\$420.84</b>	<b>\$74,498.53</b>	
	Wyoming	-	\$50.05	\$3,673.26	\$32,716.55	\$11,800.76	\$1,676.24	\$359.21	\$50,276.07	
	<b>Total</b>	<b>\$0.00</b>	<b>\$50.05</b>	<b>\$3,673.26</b>	<b>\$32,716.55</b>	<b>\$11,800.76</b>	<b>\$1,676.24</b>	<b>\$359.21</b>	<b>\$50,276.07</b>	
28	Nicholas	-	-	\$1,600.00	\$51,637.56	\$9,338.49	\$270.00	-	\$62,846.05	
	<b>Total</b>	<b>\$0.00</b>	<b>\$0.00</b>	<b>\$1,600.00</b>	<b>\$51,637.56</b>	<b>\$9,338.49</b>	<b>\$270.00</b>	<b>\$0.00</b>	<b>\$62,846.05</b>	
	Putnam	\$1,750.00	\$3,159.70	\$1,086.35	\$37,744.48	\$16,656.58	\$445.84	\$1,099.85	\$61,942.80	
	<b>Total</b>	<b>\$1,750.00</b>	<b>\$3,159.70</b>	<b>\$1,086.35</b>	<b>\$37,744.48</b>	<b>\$16,656.58</b>	<b>\$445.84</b>	<b>\$1,099.85</b>	<b>\$61,942.80</b>	
30	Mingo	-	-	-	\$7,095.35	\$5,082.41	-	\$7.50	\$12,185.26	
	<b>Total</b>	<b>\$0.00</b>	<b>\$0.00</b>	<b>\$0.00</b>	<b>\$7,095.35</b>	<b>\$5,082.41</b>	<b>\$0.00</b>	<b>\$7.50</b>	<b>\$12,185.26</b>	
	Monroe	-	-	-	\$6,060.83	\$1,365.18	\$20.00	-	\$7,446.01	
31	Summers	\$5,622.18	-	\$19,250.22	\$11,385.15	\$2,025.03	\$2,805.60	\$96.25	\$41,184.43	
	<b>Total</b>	<b>\$5,622.18</b>	<b>\$0.00</b>	<b>\$19,250.22</b>	<b>\$17,445.98</b>	<b>\$3,390.21</b>	<b>\$2,825.60</b>	<b>\$96.25</b>	<b>\$48,630.44</b>	
	<b>STATE TOTAL</b>	<b>\$295,330.96</b>	<b>\$64,683.70</b>	<b>\$371,278.28</b>	<b>\$1,377,028.73</b>	<b>\$306,167.08</b>	<b>\$84,095.84</b>	<b>\$47,561.51</b>	<b>\$2,546,146.10</b>	
		11.60%	2.54%	14.58%	54.08%	12.02%	3.30%	1.87%	100.00%	

**PUBLIC DEFENDER SERVICES  
 APPOINTED COUNSEL HOURS PAID BY CASE TYPE  
 FY 2022**

Felony	121,825.9
Misdemeanor	51,038.3
Mental Hygiene	5,111.8
Juvenile	20,192.4
Parole/Prob. Rev.	8,983.4
Term/Abuse & Neglect	237,466.1
Habeas	5,161.4
Supreme Court	8,987.5
Municipal Court	1,861.0
Other	2,823.0
<b>Total Hours Paid</b>	<b>463,450.8</b>



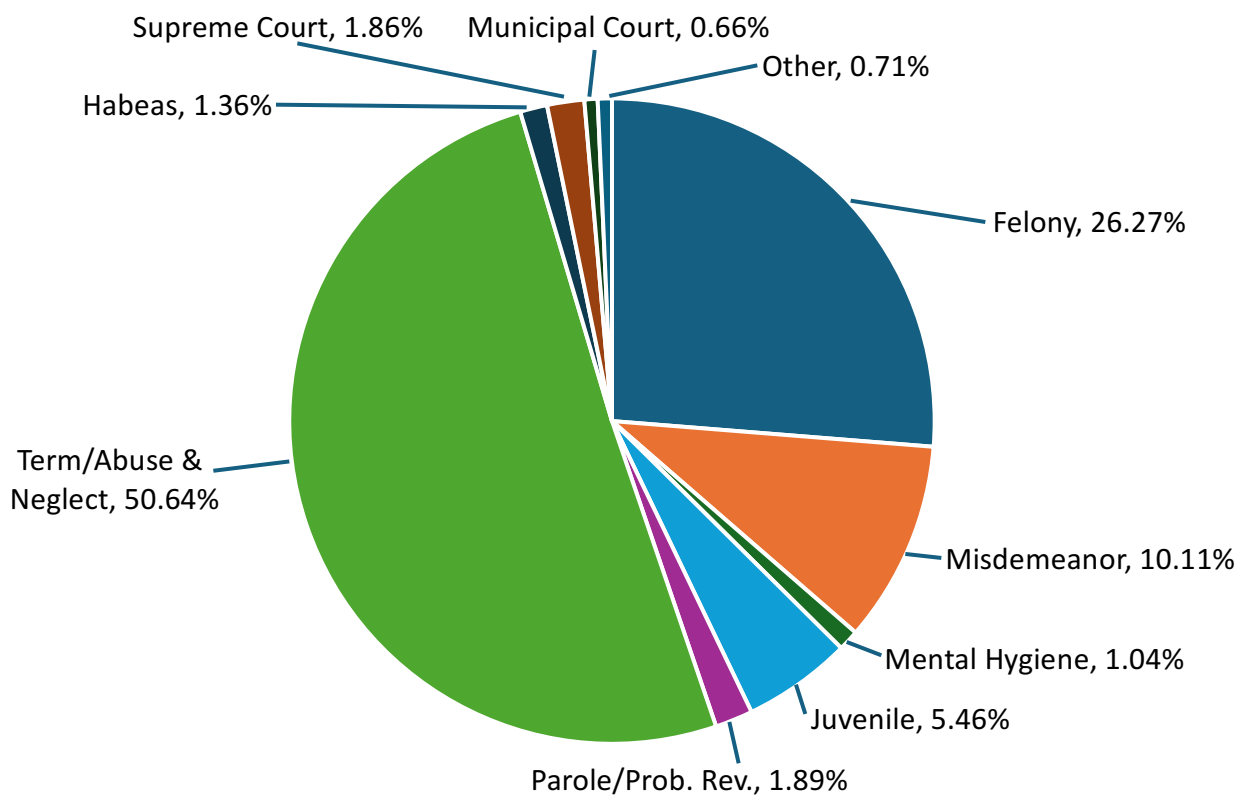
PUBLIC DEFENDER SERVICES APPOINTED COUNSEL HOURS PAID BY CASE TYPE FISCAL YEAR 2022													
Circuit	County	Felony	Misdemeanor	Mental Hygiene	Juvenile	Parole Probation Revocation	Termin/Abuse & Neglect	Habeas	Supreme Court	Municipal Court	Other	Total Hours	
1	Brooke	819.8	551.2	57.0	175.9	34.0	2,431.1	-	-	-	40.3	4,109.3	
	Hancock	1,994.5	637.1	33.5	351.7	87.3	3,335.7	-	216.8	14.5	68.6	6,739.7	
	Ohio	1,226.0	429.8	194.8	111.5	102.3	8,230.4	284.4	510.1	-	5.1	11,094.4	
	<b>Total</b>	<b>4,040.3</b>	<b>1,618.1</b>	<b>285.3</b>	<b>639.1</b>	<b>223.6</b>	<b>13,997.2</b>	<b>284.4</b>	<b>726.9</b>	<b>14.5</b>	<b>114.0</b>	<b>21,943.4</b>	
2	Marshall	874.6	351.1	402.0	87.5	76.5	1,474.8	174.6	-	-	19.4	3,460.5	
	Tyler	319.9	483.7	54.7	78.0	80.2	597.0	-	-	-	-	1,613.5	
	Wetzel	745.0	448.0	123.4	2.4	54.1	1,252.0	-	11.5	-	-	2,636.4	
	<b>Total</b>	<b>1,939.5</b>	<b>1,282.8</b>	<b>580.1</b>	<b>167.9</b>	<b>210.8</b>	<b>3,323.8</b>	<b>174.6</b>	<b>11.5</b>	<b>0.0</b>	<b>19.4</b>	<b>7,710.4</b>	
3	Doddridge	1,010.6	568.4	30.7	67.8	363.1	1,564.5	-	-	-	49.5	3,654.6	
	Pleasants	795.5	572.7	15.1	467.6	57.1	1,474.3	-	23.0	-	38.5	3,443.8	
	Ritchie	1,024.1	799.7	16.5	296.7	102.9	2,535.6	-	-	-	17.1	4,792.6	
	<b>Total</b>	<b>2,830.2</b>	<b>1,940.8</b>	<b>62.3</b>	<b>832.1</b>	<b>523.1</b>	<b>5,574.4</b>	<b>0.0</b>	<b>23.0</b>	<b>0.0</b>	<b>105.1</b>	<b>11,891.0</b>	
4	Wirt	77.7	19.0	-	-	25.9	635.7	54.4	-	-	-	812.7	
	Wood	3,040.5	760.8	178.9	76.1	81.5	10,910.7	99.6	517.2	-	49.0	15,714.3	
	<b>Total</b>	<b>3,118.2</b>	<b>779.8</b>	<b>178.9</b>	<b>76.1</b>	<b>107.4</b>	<b>11,546.4</b>	<b>154.0</b>	<b>517.2</b>	<b>0.0</b>	<b>49.0</b>	<b>16,527.0</b>	
	Calhoun	668.2	63.4	10.3	905.3	43.9	974.5	-	41.3	-	-	2,706.9	
5	Jackson	2,321.5	327.1	206.6	369.7	103.1	3,921.2	134.7	83.0	-	23.2	7,490.1	
	Mason	2,656.1	1,410.2	45.2	736.2	145.8	3,470.7	57.0	78.7	-	64.6	8,664.5	
	Roane	956.9	118.7	-	440.5	51.9	2,047.4	-	93.9	-	54.0	3,763.3	
	<b>Total</b>	<b>6,602.7</b>	<b>1,919.4</b>	<b>262.1</b>	<b>2,451.7</b>	<b>344.7</b>	<b>10,413.8</b>	<b>191.7</b>	<b>296.9</b>	<b>0.0</b>	<b>141.8</b>	<b>22,624.8</b>	
6	Cabell	6,121.1	704.0	746.4	457.4	533.9	9,720.9	406.8	462.7	-	18.2	19,171.4	
	<b>Total</b>	<b>6,121.1</b>	<b>704.0</b>	<b>746.4</b>	<b>457.4</b>	<b>533.9</b>	<b>9,720.9</b>	<b>406.8</b>	<b>462.7</b>	<b>0.0</b>	<b>18.2</b>	<b>19,171.4</b>	
	Logan	3,016.4	2,582.1	-	291.3	199.8	4,679.8	48.4	155.1	-	48.0	11,020.9	
	<b>Total</b>	<b>3,016.4</b>	<b>2,582.1</b>	<b>0.0</b>	<b>291.3</b>	<b>199.8</b>	<b>4,679.8</b>	<b>48.4</b>	<b>155.1</b>	<b>0.0</b>	<b>48.0</b>	<b>11,020.9</b>	
7	McDowell	2,131.9	768.4	15.0	158.4	-	3,667.8	59.1	225.5	-	1.1	7,027.2	
	<b>Total</b>	<b>2,131.9</b>	<b>768.4</b>	<b>15.0</b>	<b>158.4</b>	<b>0.0</b>	<b>3,667.8</b>	<b>59.1</b>	<b>225.5</b>	<b>0.0</b>	<b>1.1</b>	<b>7,027.2</b>	
	Mercer	9,580.0	1,254.9	166.1	2,989.1	332.3	13,524.7	375.1	217.8	156.3	275.0	28,871.3	
	<b>Total</b>	<b>9,580.0</b>	<b>1,254.9</b>	<b>166.1</b>	<b>2,989.1</b>	<b>332.3</b>	<b>13,524.7</b>	<b>375.1</b>	<b>217.8</b>	<b>156.3</b>	<b>275.0</b>	<b>28,871.3</b>	
8	Raleigh	5,157.4	1,621.1	10.7	82.7	175.0	9,382.6	172.1	342.2	-	38.2	16,982.0	
	<b>Total</b>	<b>5,157.4</b>	<b>1,621.1</b>	<b>10.7</b>	<b>82.7</b>	<b>175.0</b>	<b>9,382.6</b>	<b>172.1</b>	<b>342.2</b>	<b>0.0</b>	<b>38.2</b>	<b>16,982.0</b>	
	Greenbrier	2,205.6	175.0	35.4	74.3	47.3	4,307.6	62.0	100.6	-	51.9	7,059.7	
	Pocahontas	743.4	228.2	-	14.7	-	1,014.6	-	-	-	6.4	2,007.3	
9	<b>Total</b>	<b>2,949.0</b>	<b>403.2</b>	<b>35.4</b>	<b>89.0</b>	<b>47.3</b>	<b>5,322.2</b>	<b>62.0</b>	<b>100.6</b>	<b>0.0</b>	<b>58.3</b>	<b>9,067.0</b>	
	Fayette	2,063.2	236.7	-	115.4	51.1	6,110.9	88.1	178.8	0.9	8.3	8,853.4	
	<b>Total</b>	<b>2,063.2</b>	<b>236.7</b>	<b>0.0</b>	<b>115.4</b>	<b>51.1</b>	<b>6,110.9</b>	<b>88.1</b>	<b>178.8</b>	<b>0.9</b>	<b>8.3</b>	<b>8,853.4</b>	

PUBLIC DEFENDER SERVICES APPOINTED COUNSEL HOURS PAID BY CASE TYPE FISCAL YEAR 2022												
Circuit	County	Felony	Misdemeanor	Mental Hygiene	Juvenile	Parole Probation Revocation	Termin/Abuse & Neglect	Habeas	Supreme Court	Municipal Court	Other	Total Hours
13	Kanawha	6,564.6	2,674.3	-	1,084.1	432.5	27,623.0	572.6	1,565.7	1,083.3	250.7	41,850.8
	<b>Total</b>	<b>6,564.6</b>	<b>2,674.3</b>	<b>0.0</b>	<b>1,084.1</b>	<b>432.5</b>	<b>27,623.0</b>	<b>572.6</b>	<b>1,565.7</b>	<b>1,083.3</b>	<b>250.7</b>	<b>41,850.8</b>
14	Braxton	1,302.4	724.2	12.6	201.6	265.4	3,803.9	38.9	93.3	-	58.7	6,501.0
	Clay	798.9	412.1	0.8	6.0	83.4	1,840.1	21.3	27.0	-	35.5	3,225.1
	Gilmer	522.1	332.9	3.2	270.2	47.5	2,195.2	39.5	74.1	-	48.4	3,533.1
	Webster	971.8	426.7	10.9	142.3	121.3	2,296.0	38.6	21.5	-	59.6	4,088.7
15	<b>Total</b>	<b>3,595.2</b>	<b>1,895.9</b>	<b>27.5</b>	<b>620.1</b>	<b>517.6</b>	<b>10,135.2</b>	<b>138.3</b>	<b>215.9</b>	<b>0.0</b>	<b>202.2</b>	<b>17,347.9</b>
	Harrison	3,248.4	2,115.8	196.7	143.5	114.5	6,194.4	357.3	536.6	-	14.8	12,922.0
16	<b>Total</b>	<b>3,248.4</b>	<b>2,115.8</b>	<b>196.7</b>	<b>143.5</b>	<b>114.5</b>	<b>6,194.4</b>	<b>357.3</b>	<b>536.6</b>	<b>-</b>	<b>14.8</b>	<b>12,922.0</b>
	Marion	7,984.1	3,660.8	369.9	1,060.4	703.5	8,687.0	514.2	221.1	143.4	330.1	23,674.5
17	<b>Total</b>	<b>7,984.1</b>	<b>3,660.8</b>	<b>369.9</b>	<b>1,060.4</b>	<b>703.5</b>	<b>8,687.0</b>	<b>514.2</b>	<b>221.1</b>	<b>143.4</b>	<b>330.1</b>	<b>23,674.5</b>
	Monongalia	7,997.1	6,148.6	314.6	860.8	1,023.1	7,493.4	288.6	428.7	236.1	328.7	25,119.7
	<b>Total</b>	<b>7,997.1</b>	<b>6,148.6</b>	<b>314.6</b>	<b>860.8</b>	<b>1,023.1</b>	<b>7,493.4</b>	<b>288.6</b>	<b>428.7</b>	<b>236.1</b>	<b>328.7</b>	<b>25,119.7</b>
	Preston	1,576.6	403.8	-	36.3	99.5	5,505.9	73.5	330.1	11.4	67.0	8,104.1
18	<b>Total</b>	<b>1,576.6</b>	<b>403.8</b>	<b>0.0</b>	<b>36.3</b>	<b>99.5</b>	<b>5,505.9</b>	<b>73.5</b>	<b>330.1</b>	<b>11.4</b>	<b>67.0</b>	<b>8,104.1</b>
	Barbour	1,659.1	678.6	40.0	148.9	172.6	5,312.1	-	163.4	-	10.2	8,184.9
19	Taylor	863.0	527.8	32.2	10.6	114.2	2,345.3	25.3	102.6	-	33.6	4,054.6
	<b>Total</b>	<b>2,522.1</b>	<b>1,206.4</b>	<b>72.2</b>	<b>159.5</b>	<b>286.8</b>	<b>7,657.4</b>	<b>25.3</b>	<b>266.0</b>	<b>0.0</b>	<b>43.8</b>	<b>12,239.5</b>
	Randolph	3,927.1	2,114.6	35.6	757.0	443.2	4,417.3	62.0	304.1	206.8	57.2	12,324.9
	<b>Total</b>	<b>3,927.1</b>	<b>2,114.6</b>	<b>35.6</b>	<b>757.0</b>	<b>443.2</b>	<b>4,417.3</b>	<b>62.0</b>	<b>304.1</b>	<b>206.8</b>	<b>57.2</b>	<b>12,324.9</b>
21	Grant	940.2	701.2	21.4	171.9	123.1	1,016.3	-	208.2	-	-	3,182.3
	Mineral	1,643.8	1,042.0	14.7	123.8	153.3	1,535.4	13.0	33.6	-	37.4	4,597.0
	Tucker	715.6	172.3	-	111.7	29.6	250.9	-	55.5	-	5.5	1,341.1
	<b>Total</b>	<b>3,299.6</b>	<b>1,915.5</b>	<b>36.1</b>	<b>407.4</b>	<b>306.0</b>	<b>2,802.6</b>	<b>13.0</b>	<b>297.3</b>	<b>0.0</b>	<b>42.9</b>	<b>9,120.4</b>
22	Hampshire	2,147.5	1,353.8	12.6	253.1	205.9	3,105.3	-	65.5	-	111.3	7,255.0
	Hardy	1,405.6	1,730.9	24.7	643.5	104.1	2,773.0	18.0	13.7	-	30.9	6,744.4
	Pendleton	883.0	218.2	7.0	64.6	66.0	547.2	-	-	-	5.3	1,791.3
	<b>Total</b>	<b>4,436.1</b>	<b>3,302.9</b>	<b>44.3</b>	<b>961.2</b>	<b>376.0</b>	<b>6,425.5</b>	<b>18.0</b>	<b>79.2</b>	<b>0.0</b>	<b>147.5</b>	<b>15,790.7</b>
23	Berkeley	5,395.1	1,217.4	-	743.1	577.9	10,395.6	431.3	364.5	-	38.7	19,163.6
	Jefferson	1,461.8	221.2	-	147.8	98.0	2,517.4	30.3	104.1	-	9.4	4,590.0
	Morgan	825.7	215.6	8.3	269.0	128.2	2,042.4	54.7	70.2	-	-	3,614.1
24	<b>Total</b>	<b>7,682.6</b>	<b>1,654.2</b>	<b>8.3</b>	<b>1,159.9</b>	<b>804.1</b>	<b>14,955.4</b>	<b>516.3</b>	<b>538.8</b>	<b>0.0</b>	<b>48.1</b>	<b>27,367.7</b>
	Wayne	1,456.1	202.7	12.2	36.2	227.5	4,431.5	176.7	94.5	8.3	2.6	6,648.3
	<b>Total</b>	<b>1,456.1</b>	<b>202.7</b>	<b>12.2</b>	<b>36.2</b>	<b>227.5</b>	<b>4,431.5</b>	<b>176.7</b>	<b>94.5</b>	<b>8.3</b>	<b>2.6</b>	<b>6,648.3</b>

PUBLIC DEFENDER SERVICES APPOINTED COUNSEL HOURS PAID BY CASE TYPE FISCAL YEAR 2022												
Circuit	County	Felony	Misdemeanor	Mental Hygiene	Juvenile	Parole Probation Revocation	Termin/Abuse & Neglect	Habeas	Supreme Court	Municipal Court	Other	Total Hours
25	Boone	777.7	325.9	2.2	455.1	10.8	4,508.3	-	118.7	-	34.3	6,233.0
	Lincoln	766.0	265.3	28.1	117.8	100.4	6,423.9	21.4	-	-	21.1	7,744.0
	<b>Total</b>	<b>1,543.7</b>	<b>591.2</b>	<b>30.3</b>	<b>572.9</b>	<b>111.2</b>	<b>10,932.2</b>	<b>21.4</b>	<b>118.7</b>	<b>0.0</b>	<b>55.4</b>	<b>13,977.0</b>
26	Lewis	1,529.1	874.0	1,252.6	117.7	140.4	2,148.3	79.2	85.8	-	94.4	6,321.5
	Upshur	2,189.9	1,069.7	49.7	163.1	173.6	1,431.5	99.1	39.4	-	39.8	5,255.8
	<b>Total</b>	<b>3,719.0</b>	<b>1,943.7</b>	<b>1,302.3</b>	<b>280.8</b>	<b>314.0</b>	<b>3,579.8</b>	<b>178.3</b>	<b>125.2</b>	<b>0.0</b>	<b>134.2</b>	<b>11,577.3</b>
27	Wyoming	3,283.1	2,442.0	51.2	432.8	82.6	4,577.6	-	146.8	-	27.2	11,043.3
	<b>Total</b>	<b>3,283.1</b>	<b>2,442.0</b>	<b>51.2</b>	<b>432.8</b>	<b>82.6</b>	<b>4,577.6</b>	<b>0.0</b>	<b>146.8</b>	<b>0.0</b>	<b>27.2</b>	<b>11,043.3</b>
	Nicholas	1,257.1	325.0	1.6	177.4	59.1	6,518.2	129.7	117.1	-	8.9	8,594.1
28	<b>Total</b>	<b>1,257.1</b>	<b>325.0</b>	<b>1.6</b>	<b>177.4</b>	<b>59.1</b>	<b>6,518.2</b>	<b>129.7</b>	<b>117.1</b>	<b>0.0</b>	<b>8.9</b>	<b>8,594.1</b>
	Putnam	3,113.6	2,599.5	207.7	2,499.7	185.2	3,923.6	5.8	95.0	-	137.0	12,767.1
	<b>Total</b>	<b>3,113.6</b>	<b>2,599.5</b>	<b>207.7</b>	<b>2,499.7</b>	<b>185.2</b>	<b>3,923.6</b>	<b>5.8</b>	<b>95.0</b>	<b>0.0</b>	<b>137.0</b>	<b>12,767.1</b>
30	Mingo	3,048.6	310.8	5.5	192.7	143.4	3,518.7	6.6	177.0	-	42.4	7,445.7
	<b>Total</b>	<b>3,048.6</b>	<b>310.8</b>	<b>5.5</b>	<b>192.7</b>	<b>143.4</b>	<b>3,518.7</b>	<b>6.6</b>	<b>177.0</b>	<b>0.0</b>	<b>42.4</b>	<b>7,445.7</b>
	Monroe	800.9	219.2	11.8	132.0	-	212.4	-	24.4	-	5.9	1,406.6
31	Summers	1,220.4	200.1	41.7	267.5	4.6	610.5	47.5	47.1	-	-	2,439.4
	<b>Total</b>	<b>2,021.3</b>	<b>419.3</b>	<b>53.5</b>	<b>399.5</b>	<b>4.6</b>	<b>822.9</b>	<b>47.5</b>	<b>71.5</b>	<b>0.0</b>	<b>5.9</b>	<b>3,846.0</b>
	<b>STATE TOTAL</b>	<b>121,825.9</b>	<b>51,038.3</b>	<b>5,111.8</b>	<b>20,192.4</b>	<b>8,983.4</b>	<b>237,466.1</b>	<b>5,161.4</b>	<b>8,987.5</b>	<b>1,861.0</b>	<b>2,823.0</b>	<b>463,450.8</b>
		<b>26.29%</b>	<b>11.01%</b>	<b>1.10%</b>	<b>4.36%</b>	<b>1.94%</b>	<b>51.24%</b>	<b>1.11%</b>	<b>1.94%</b>	<b>0.40%</b>	<b>0.61%</b>	<b>100.00%</b>

**PUBLIC DEFENDER SERVICES  
 APPOINTED COUNSEL HOURS PAID BY CASE TYPE  
 FY 2023**

Felony	126,498.5
Misdemeanor	48,693.3
Mental Hygiene	5,013.9
Juvenile	26,288.4
Parole/Prob. Rev.	9,080.1
Term/Abuse & Neglect	243,867.0
Habeas	6,561.0
Supreme Court	8,970.6
Municipal Court	3,158.4
Other	3,407.1
<b>Total Hours Paid</b>	<b>481,538.1</b>



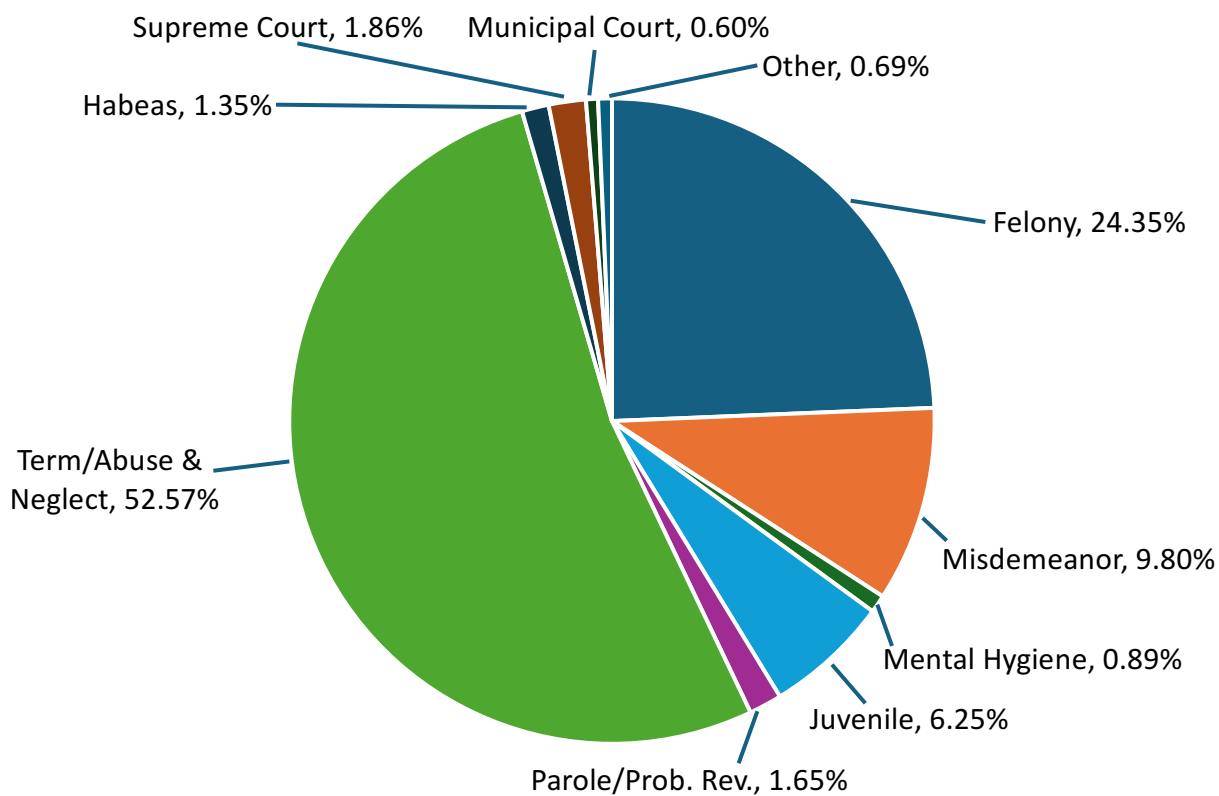
PUBLIC DEFENDER SERVICES APPOINTED COUNSEL HOURS PAID BY CASE TYPE FISCAL YEAR 2023												
Circuit	County	Felony	Misdemeanor	Mental Hygiene	Juvenile	Parole Probation Revocation	Termin/Abuse & Neglect	Habeas	Supreme Court	Municipal Court	Other	Total Hours
1	Brooke	1,541.8	378.9	22.6	196.7	187.5	4,293.6	-	-	-	22.2	6,643.3
	Hancock	1,072.4	768.1	12.9	275.9	67.0	3,476.1	11.2	-	34.5	7.8	5,725.9
	Ohio	1,652.6	237.3	56.8	266.5	72.0	10,858.0	494.4	844.3	-	0.8	14,482.7
	<b>Total</b>	<b>4,266.8</b>	<b>1,384.3</b>	<b>92.3</b>	<b>739.1</b>	<b>326.5</b>	<b>18,627.7</b>	<b>505.6</b>	<b>844.3</b>	<b>34.5</b>	<b>30.8</b>	<b>26,851.9</b>
2	Marshall	923.0	392.9	442.9	154.6	114.4	1,613.6	86.7	24.0	1.2	13.1	3,766.4
	Tyler	246.1	223.9	30.7	65.9	64.3	1,174.6	-	-	-	-	1,805.5
	Wetzel	1,103.2	344.1	65.1	52.8	48.8	1,535.9	11.8	25.6	-	7.9	3,195.2
	<b>Total</b>	<b>2,272.3</b>	<b>960.9</b>	<b>538.7</b>	<b>273.3</b>	<b>227.5</b>	<b>4,324.1</b>	<b>98.5</b>	<b>49.6</b>	<b>1.2</b>	<b>21.0</b>	<b>8,767.1</b>
3	Doddridge	1,311.8	584.6	12.5	88.1	171.7	1,953.6	5.4	-	-	33.3	4,161.0
	Pleasants	612.1	833.7	7.7	283.2	58.2	1,965.7	4.3	-	-	23.7	3,788.6
	Ritchie	1,250.4	857.1	19.9	404.7	12.1	2,339.4	-	44.5	-	8.3	4,936.4
	<b>Total</b>	<b>3,174.3</b>	<b>2,275.4</b>	<b>40.1</b>	<b>776.0</b>	<b>242.0</b>	<b>6,258.7</b>	<b>9.7</b>	<b>44.5</b>	<b>0.0</b>	<b>65.3</b>	<b>12,886.0</b>
4	Wirt	17.9	36.3	-	-	13.7	467.0	-	-	-	-	534.9
	Wood	4,023.0	1,055.5	12.7	206.9	97.3	11,814.0	299.1	486.4	-	58.8	18,053.7
	<b>Total</b>	<b>4,040.9</b>	<b>1,091.8</b>	<b>12.7</b>	<b>206.9</b>	<b>111.0</b>	<b>12,281.0</b>	<b>299.1</b>	<b>486.4</b>	<b>0.0</b>	<b>58.8</b>	<b>18,588.6</b>
	Calhoun	805.4	137.4	-	294.1	28.8	1,336.7	-	6.4	-	5.2	2,614.0
5	Jackson	1,739.6	326.3	66.1	516.0	105.7	3,319.2	-	125.1	-	33.0	6,231.0
	Mason	1,882.5	1,068.5	25.6	1,605.4	86.9	5,246.7	78.0	96.2	-	65.0	10,154.8
	Roane	821.5	112.4	37.6	347.9	49.6	2,102.2	115.5	61.0	-	1.6	3,649.3
	<b>Total</b>	<b>5,249.0</b>	<b>1,644.6</b>	<b>129.3</b>	<b>2,763.4</b>	<b>271.0</b>	<b>12,004.8</b>	<b>193.5</b>	<b>288.7</b>	<b>0.0</b>	<b>104.8</b>	<b>22,649.1</b>
6	Cabell	4,364.4	727.1	800.3	620.4	519.8	8,940.4	145.0	281.6	7.6	9.6	16,416.2
	<b>Total</b>	<b>4,364.4</b>	<b>727.1</b>	<b>800.3</b>	<b>620.4</b>	<b>519.8</b>	<b>8,940.4</b>	<b>145.0</b>	<b>281.6</b>	<b>7.6</b>	<b>9.6</b>	<b>16,416.2</b>
	Logan	3,130.3	1,781.3	-	403.6	213.7	4,508.1	9.4	-	-	76.8	10,123.2
	<b>Total</b>	<b>3,130.3</b>	<b>1,781.3</b>	<b>0.0</b>	<b>403.6</b>	<b>213.7</b>	<b>4,508.1</b>	<b>9.4</b>	<b>0.0</b>	<b>0.0</b>	<b>76.8</b>	<b>10,123.2</b>
8	McDowell	2,377.5	855.2	-	85.0	7.2	4,166.6	359.5	540.3	-	25.9	8,417.2
	<b>Total</b>	<b>2,377.5</b>	<b>855.2</b>	<b>0.0</b>	<b>85.0</b>	<b>7.2</b>	<b>4,166.6</b>	<b>359.5</b>	<b>540.3</b>	<b>0.0</b>	<b>25.9</b>	<b>8,417.2</b>
	Mercer	9,523.3	1,888.2	440.4	4,264.0	249.9	14,914.4	204.3	231.0	57.7	133.2	31,906.4
	<b>Total</b>	<b>9,523.3</b>	<b>1,888.2</b>	<b>440.4</b>	<b>4,264.0</b>	<b>249.9</b>	<b>14,914.4</b>	<b>204.3</b>	<b>231.0</b>	<b>57.7</b>	<b>133.2</b>	<b>31,906.4</b>
10	Raleigh	6,257.1	1,394.6	17.6	331.4	405.1	8,961.8	273.0	742.8	7.9	113.2	18,504.5
	<b>Total</b>	<b>6,257.1</b>	<b>1,394.6</b>	<b>17.6</b>	<b>331.4</b>	<b>405.1</b>	<b>8,961.8</b>	<b>273.0</b>	<b>742.8</b>	<b>7.9</b>	<b>113.2</b>	<b>18,504.5</b>
	Greenbrier	3,085.0	254.6	39.1	117.7	105.9	4,214.4	21.9	192.0	5.6	31.5	8,067.7
	Pocahontas	1,348.5	224.0	-	33.8	9.8	1,589.3	-	59.6	-	16.8	3,281.8
11	<b>Total</b>	<b>4,433.5</b>	<b>478.6</b>	<b>39.1</b>	<b>151.5</b>	<b>115.7</b>	<b>5,803.7</b>	<b>21.9</b>	<b>251.6</b>	<b>5.6</b>	<b>48.3</b>	<b>11,349.5</b>
	Fayette	3,949.5	226.2	-	142.8	51.6	5,380.3	161.2	342.0	11.2	-	10,264.8
	<b>Total</b>	<b>3,949.5</b>	<b>226.2</b>	<b>0.0</b>	<b>142.8</b>	<b>51.6</b>	<b>5,380.3</b>	<b>161.2</b>	<b>342.0</b>	<b>11.2</b>	<b>0.0</b>	<b>10,264.8</b>

PUBLIC DEFENDER SERVICES APPOINTED COUNSEL HOURS PAID BY CASE TYPE FISCAL YEAR 2023												
Circuit	County	Felony	Misdemeanor	Mental Hygiene	Juvenile	Parole Probation Revocation	Termin/Abuse & Neglect	Habeas	Supreme Court	Municipal Court	Other	Total Hours
13	Kanawha	6,553.4	3,720.4	-	1,201.4	370.2	21,456.2	530.3	1,195.5	2,358.8	221.3	37,607.5
	<b>Total</b>	<b>6,553.4</b>	<b>3,720.4</b>	-	<b>1,201.4</b>	<b>370.2</b>	<b>21,456.2</b>	<b>530.3</b>	<b>1,195.5</b>	<b>2,358.8</b>	<b>221.3</b>	<b>37,607.5</b>
14	Braxton	1,498.0	438.3	21.2	268.9	195.8	4,204.8	41.3	82.4	4.8	86.7	6,842.2
	Clay	850.6	425.9	0.5	186.0	23.5	1,895.8	28.5	26.0	-	9.7	3,446.5
	Gilmer	410.8	281.4	-	654.8	18.0	1,568.4	20.9	49.5	-	70.9	3,074.7
	Webster	1,197.0	300.1	9.5	334.3	87.0	1,901.7	28.0	56.4	-	267.3	4,181.3
15	<b>Total</b>	<b>3,956.4</b>	<b>1,445.7</b>	<b>31.2</b>	<b>1,444.0</b>	<b>324.3</b>	<b>9,570.7</b>	<b>118.7</b>	<b>214.3</b>	<b>4.8</b>	<b>434.6</b>	<b>17,544.7</b>
	Harrison	4,221.2	1,392.4	134.8	212.8	167.8	7,032.4	504.9	179.4	-	3.2	13,848.9
16	<b>Total</b>	<b>4,221.2</b>	<b>1,392.4</b>	<b>134.8</b>	<b>212.8</b>	<b>167.8</b>	<b>7,032.4</b>	<b>504.9</b>	<b>179.4</b>	<b>0.0</b>	<b>3.2</b>	<b>13,848.9</b>
	Marion	9,877.6	4,309.6	338.0	1,232.6	788.6	8,890.5	529.1	327.0	129.0	453.2	26,875.2
17	<b>Total</b>	<b>9,877.6</b>	<b>4,309.6</b>	<b>338.0</b>	<b>1,232.6</b>	<b>788.6</b>	<b>8,890.5</b>	<b>529.1</b>	<b>327.0</b>	<b>129.0</b>	<b>453.2</b>	<b>26,875.2</b>
	Monongalia	8,846.1	4,621.9	292.2	1,216.0	1,386.0	7,679.6	108.6	190.5	318.2	335.1	24,994.2
18	<b>Total</b>	<b>8,846.1</b>	<b>4,621.9</b>	<b>292.2</b>	<b>1,216.0</b>	<b>1,386.0</b>	<b>7,679.6</b>	<b>108.6</b>	<b>190.5</b>	<b>318.2</b>	<b>335.1</b>	<b>24,994.2</b>
	Preston	1,811.6	231.0	0.8	32.5	88.8	5,920.3	187.8	391.6	-	11.7	8,676.1
19	<b>Total</b>	<b>1,811.6</b>	<b>231.0</b>	<b>0.8</b>	<b>32.5</b>	<b>88.8</b>	<b>5,920.3</b>	<b>187.8</b>	<b>391.6</b>	<b>0.0</b>	<b>11.7</b>	<b>8,676.1</b>
	Barbour	1,445.6	744.4	8.6	225.7	76.9	4,019.1	-	75.3	-	156.1	6,751.7
20	Taylor	1,522.4	525.6	31.5	53.8	112.8	2,602.0	33.4	1.8	-	25.8	4,909.1
	<b>Total</b>	<b>2,968.0</b>	<b>1,270.0</b>	<b>40.1</b>	<b>279.5</b>	<b>189.7</b>	<b>6,621.1</b>	<b>33.4</b>	<b>77.1</b>	<b>0.0</b>	<b>181.9</b>	<b>11,660.8</b>
21	Randolph	4,306.2	1,761.7	50.0	991.9	482.8	4,065.8	62.1	421.9	203.2	48.9	12,394.5
	<b>Total</b>	<b>4,306.2</b>	<b>1,761.7</b>	<b>50.0</b>	<b>991.9</b>	<b>482.8</b>	<b>4,065.8</b>	<b>62.1</b>	<b>421.9</b>	<b>203.2</b>	<b>48.9</b>	<b>12,394.5</b>
22	Grant	1,043.4	485.0	27.7	141.0	110.3	1,583.1	79.5	67.8	-	21.6	3,559.4
	Mineral	1,089.5	1,070.8	15.6	226.6	95.6	2,334.5	-	52.3	-	17.3	4,902.2
	Tucker	312.7	298.4	-	152.8	21.7	385.4	-	51.6	-	-	1,222.6
	<b>Total</b>	<b>2,445.6</b>	<b>1,854.2</b>	<b>43.3</b>	<b>520.4</b>	<b>227.6</b>	<b>4,303.0</b>	<b>79.5</b>	<b>171.7</b>	<b>0.0</b>	<b>38.9</b>	<b>9,684.2</b>
23	Hampshire	1,582.7	894.7	10.1	292.4	160.1	3,471.5	17.6	-	-	89.2	6,518.3
	Hardy	878.9	1,056.5	13.4	264.8	106.3	3,531.2	-	34.5	-	28.6	5,914.2
24	Pendleton	435.9	247.5	13.9	78.9	61.1	676.7	-	-	-	24.1	1,538.1
	<b>Total</b>	<b>2,897.5</b>	<b>2,198.7</b>	<b>37.4</b>	<b>636.1</b>	<b>327.5</b>	<b>7,679.4</b>	<b>17.6</b>	<b>34.5</b>	<b>0.0</b>	<b>141.9</b>	<b>13,970.6</b>
24	Berkeley	4,957.7	1,677.7	-	1,169.0	515.7	11,780.7	395.2	427.5	5.2	166.4	21,095.1
	Jefferson	1,361.7	702.6	-	140.6	144.0	2,798.4	168.4	154.0	-	4.9	5,474.6
24	Morgan	675.3	214.4	-	258.3	56.6	1,577.4	47.0	158.5	-	12.0	2,999.5
	<b>Total</b>	<b>6,994.7</b>	<b>2,594.7</b>	<b>0.0</b>	<b>1,567.9</b>	<b>716.3</b>	<b>16,156.5</b>	<b>610.6</b>	<b>740.0</b>	<b>5.2</b>	<b>183.3</b>	<b>29,569.2</b>
24	Wayne	1,267.9	185.7	18.3	117.4	135.1	4,086.4	18.5	180.9	-	24.4	6,034.6
	<b>Total</b>	<b>1,267.9</b>	<b>185.7</b>	<b>18.3</b>	<b>117.4</b>	<b>135.1</b>	<b>4,086.4</b>	<b>18.5</b>	<b>180.9</b>	<b>0.0</b>	<b>24.4</b>	<b>6,034.6</b>

PUBLIC DEFENDER SERVICES APPOINTED COUNSEL HOURS PAID BY CASE TYPE FISCAL YEAR 2023												
Circuit	County	Felony	Misdemeanor	Mental Hygiene	Juvenile	Parole Probation Revocation	Termin/Abuse & Neglect	Habeas	Supreme Court	Municipal Court	Other	Total Hours
25	Boone	1,464.8	322.9	-	328.0	5.6	4,202.6	107.3	21.7	-	8.3	6,461.2
	Lincoln	855.0	102.2	33.9	135.3	102.4	4,706.8	38.6	-	4.6	87.6	6,066.4
	<b>Total</b>	<b>2,319.8</b>	<b>425.1</b>	<b>33.9</b>	<b>463.3</b>	<b>108.0</b>	<b>8,909.4</b>	<b>145.9</b>	<b>21.7</b>	<b>4.6</b>	<b>95.9</b>	<b>12,527.6</b>
26	Lewis	2,053.2	775.3	1,550.7	399.8	203.3	3,319.7	49.8	210.1	-	42.5	8,604.4
	Upshur	2,050.0	1,281.7	46.6	320.2	189.3	2,591.7	219.0	27.1	-	61.2	6,786.8
	<b>Total</b>	<b>4,103.2</b>	<b>2,057.0</b>	<b>1,597.3</b>	<b>720.0</b>	<b>392.6</b>	<b>5,911.4</b>	<b>268.8</b>	<b>237.2</b>	<b>0.0</b>	<b>103.7</b>	<b>15,391.2</b>
27	Wyoming	2,837.4	2,138.6	-	619.8	237.9	5,025.2	-	101.8	-	173.1	11,133.8
	<b>Total</b>	<b>2,837.4</b>	<b>2,138.6</b>	<b>0.0</b>	<b>619.8</b>	<b>237.9</b>	<b>5,025.2</b>	<b>0.0</b>	<b>101.8</b>	<b>0.0</b>	<b>173.1</b>	<b>11,133.8</b>
28	Nicholas	1,242.6	282.7	-	134.8	22.3	5,844.7	448.9	28.0	-	14.4	8,018.4
	<b>Total</b>	<b>1,242.6</b>	<b>282.7</b>	<b>0.0</b>	<b>134.8</b>	<b>22.3</b>	<b>5,844.7</b>	<b>448.9</b>	<b>28.0</b>	<b>0.0</b>	<b>14.4</b>	<b>8,018.4</b>
	Putnam	3,074.0	2,564.0	196.3	3,250.5	173.6	3,715.0	611.8	269.8	2.2	191.2	14,048.4
29	<b>Total</b>	<b>3,074.0</b>	<b>2,564.0</b>	<b>196.3</b>	<b>3,250.5</b>	<b>173.6</b>	<b>3,715.0</b>	<b>611.8</b>	<b>269.8</b>	<b>2.2</b>	<b>191.2</b>	<b>14,048.4</b>
	Mingo	1,848.9	443.4	4.3	300.5	172.0	4,007.6	3.8	14.6	6.7	26.2	6,828.0
30	<b>Total</b>	<b>1,848.9</b>	<b>443.4</b>	<b>4.3</b>	<b>300.5</b>	<b>172.0</b>	<b>4,007.6</b>	<b>3.8</b>	<b>14.6</b>	<b>6.7</b>	<b>26.2</b>	<b>6,828.0</b>
	Monroe	692.0	319.9	16.7	194.6	3.4	219.4	-	16.3	-	16.8	1,479.1
31	Summers	1,195.5	168.4	68.8	395.0	24.6	600.8	-	54.0	-	19.7	2,526.8
	<b>Total</b>	<b>1,887.5</b>	<b>488.3</b>	<b>85.5</b>	<b>589.6</b>	<b>28.0</b>	<b>820.2</b>	<b>0.0</b>	<b>70.3</b>	<b>0.0</b>	<b>36.5</b>	<b>4,005.9</b>
	<b>STATE TOTAL</b>	<b>126,498.5</b>	<b>48,693.3</b>	<b>5,013.9</b>	<b>26,288.4</b>	<b>9,080.1</b>	<b>243,867.0</b>	<b>6,561.0</b>	<b>8,970.6</b>	<b>3,158.4</b>	<b>3,407.1</b>	<b>481,538.3</b>
		<b>26.27%</b>	<b>10.11%</b>	<b>1.04%</b>	<b>5.46%</b>	<b>1.89%</b>	<b>50.64%</b>	<b>1.36%</b>	<b>1.86%</b>	<b>0.66%</b>	<b>0.71%</b>	<b>100.00%</b>

**PUBLIC DEFENDER SERVICES  
 APPOINTED COUNSEL HOURS PAID BY CASE TYPE  
 FY 2024**

Felony	120,891.1
Misdemeanor	48,662.1
Mental Hygiene	4,396.3
Juvenile	31,023.7
Parole/Prob. Rev.	8,179.7
Term/Abuse & Neglect	260,984.9
Habeas	6,692.3
Supreme Court	9,223.6
Municipal Court	2,990.3
Other	3,438.8
<b>Total Hours Paid</b>	<b>496,482.8</b>



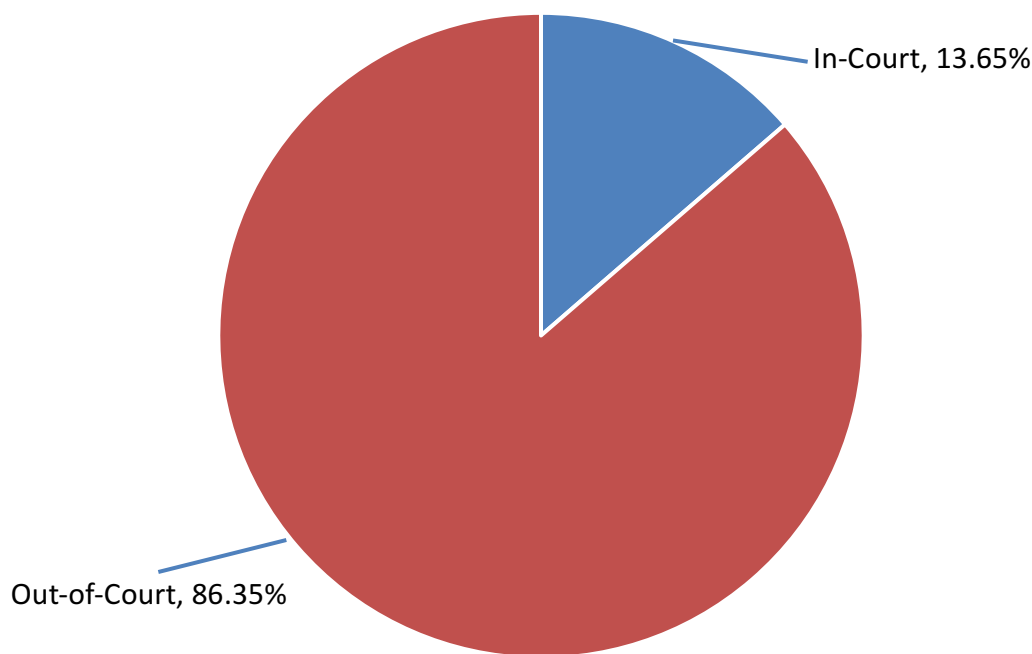
PUBLIC DEFENDER SERVICES APPOINTED COUNSEL HOURS PAID BY CASE TYPE FISCAL YEAR 2024												
Circuit	County	Felony	Misdemeanor	Mental Hygiene	Juvenile	Parole Probation Revocation	Termin/Abuse & Neglect	Habeas	Supreme Court	Municipal Court	Other	Total Hours
1	Brooke	1,717.6	763.1	19.3	144.4	61.6	5,084.4	-	25.5	-	15.9	7,831.8
	Hancock	2,782.0	293.7	23.6	332.9	66.4	5,502.6	6.0	-	16.3	14.0	9,037.5
	Ohio	1,992.8	357.8	71.2	242.3	17.5	11,840.1	697.4	307.1	-	13.4	15,539.6
	<b>Total</b>	<b>6,492.4</b>	<b>1,414.6</b>	<b>114.1</b>	<b>719.6</b>	<b>145.5</b>	<b>22,427.1</b>	<b>703.4</b>	<b>332.6</b>	<b>16.3</b>	<b>43.3</b>	<b>32,408.9</b>
2	Marshall	890.4	339.4	357.6	77.2	93.0	3,476.3	208.1	93.3	-	46.5	5,581.8
	Tyler	422.4	113.7	14.1	67.7	55.4	1,283.1	-	-	-	8.7	1,965.1
	Wetzel	714.3	162.2	46.6	170.7	51.0	3,324.6	62.7	139.8	-	43.9	4,715.8
	<b>Total</b>	<b>2,027.1</b>	<b>615.3</b>	<b>418.3</b>	<b>315.6</b>	<b>199.4</b>	<b>8,084.0</b>	<b>270.8</b>	<b>233.1</b>	<b>0.0</b>	<b>99.1</b>	<b>12,262.7</b>
3	Doddridge	1,676.3	663.2	30.6	201.9	263.5	2,364.1	-	109.1	-	117.8	5,426.5
	Pleasants	966.2	1,018.0	17.2	515.6	44.0	1,327.1	10.2	51.9	-	14.0	3,964.2
	Ritchie	1,487.1	944.0	9.3	561.6	50.6	2,327.9	-	40.2	7.3	24.9	5,452.9
	<b>Total</b>	<b>4,129.6</b>	<b>2,625.2</b>	<b>57.1</b>	<b>1,279.1</b>	<b>358.1</b>	<b>6,019.1</b>	<b>10.2</b>	<b>201.2</b>	<b>7.3</b>	<b>156.7</b>	<b>14,843.6</b>
4	Wirt	141.2	47.1	-	-	-	569.6	-	75.0	-	-	832.9
	Wood	4,216.4	452.2	1.2	220.6	68.4	14,022.6	17.4	363.5	-	7.5	19,369.8
	<b>Total</b>	<b>4,357.6</b>	<b>499.3</b>	<b>1.2</b>	<b>220.6</b>	<b>68.4</b>	<b>14,592.2</b>	<b>17.4</b>	<b>438.5</b>	<b>0.0</b>	<b>7.5</b>	<b>20,202.7</b>
	Calhoun	282.1	52.5	0.8	270.4	16.9	1,089.2	-	27.2	-	13.8	1,752.9
5	Jackson	897.1	191.5	166.3	508.1	58.1	3,481.8	68.1	153.2	-	48.8	5,573.0
	Mason	2,257.6	927.6	8.4	1,989.5	104.0	6,030.6	-	8.8	1.0	59.2	11,386.7
	Roane	871.3	128.2	25.0	421.5	21.4	3,070.6	204.3	58.7	-	26.2	4,827.2
	<b>Total</b>	<b>4,308.1</b>	<b>1,299.8</b>	<b>200.5</b>	<b>3,189.5</b>	<b>200.4</b>	<b>13,672.2</b>	<b>272.4</b>	<b>247.9</b>	<b>1.0</b>	<b>148.0</b>	<b>23,539.8</b>
6	Cabell	5,590.4	870.5	915.0	735.2	439.7	10,222.6	428.8	692.5	-	75.1	19,969.8
	<b>Total</b>	<b>5,590.4</b>	<b>870.5</b>	<b>915.0</b>	<b>735.2</b>	<b>439.7</b>	<b>10,222.6</b>	<b>428.8</b>	<b>692.5</b>	<b>0.0</b>	<b>75.1</b>	<b>19,969.8</b>
	Logan	2,565.4	877.5	-	143.0	85.0	3,839.1	116.3	-	-	49.2	7,675.5
	<b>Total</b>	<b>2,565.4</b>	<b>877.5</b>	<b>0.0</b>	<b>143.0</b>	<b>85.0</b>	<b>3,839.1</b>	<b>116.3</b>	<b>0.0</b>	<b>0.0</b>	<b>49.2</b>	<b>7,675.5</b>
8	McDowell	2,489.9	1,074.8	1.5	317.8	16.3	3,441.9	111.7	96.6	-	0.9	7,551.4
	<b>Total</b>	<b>2,489.9</b>	<b>1,074.8</b>	<b>1.5</b>	<b>317.8</b>	<b>16.3</b>	<b>3,441.9</b>	<b>111.7</b>	<b>96.6</b>	<b>0.0</b>	<b>0.9</b>	<b>7,551.4</b>
	Mercer	10,094.8	2,031.8	314.4	4,478.5	269.8	16,430.1	177.8	154.3	65.2	268.6	34,285.3
	<b>Total</b>	<b>10,094.8</b>	<b>2,031.8</b>	<b>314.4</b>	<b>4,478.5</b>	<b>269.8</b>	<b>16,430.1</b>	<b>177.8</b>	<b>154.3</b>	<b>65.2</b>	<b>268.6</b>	<b>34,285.3</b>
10	Raleigh	6,118.7	1,487.0	4.5	509.2	400.3	7,600.7	274.3	396.0	-	6.5	16,797.2
	<b>Total</b>	<b>6,118.7</b>	<b>1,487.0</b>	<b>4.5</b>	<b>509.2</b>	<b>400.3</b>	<b>7,600.7</b>	<b>274.3</b>	<b>396.0</b>	<b>0.0</b>	<b>6.5</b>	<b>16,797.2</b>
	Greenbrier	2,587.8	178.0	60.2	143.5	44.5	3,549.5	-	121.8	9.8	51.3	6,746.4
	Pocahontas	1,533.1	210.5	-	-	19.4	1,763.8	87.4	79.1	-	16.6	3,709.9
11	<b>Total</b>	<b>4,120.9</b>	<b>388.5</b>	<b>60.2</b>	<b>143.5</b>	<b>63.9</b>	<b>5,313.3</b>	<b>87.4</b>	<b>200.9</b>	<b>9.8</b>	<b>67.9</b>	<b>10,456.3</b>
	Fayette	1,719.2	65.5	4.2	182.4	114.4	5,842.2	120.2	326.1	15.1	9.0	8,398.3
	<b>Total</b>	<b>1,719.2</b>	<b>65.5</b>	<b>4.2</b>	<b>182.4</b>	<b>114.4</b>	<b>5,842.2</b>	<b>120.2</b>	<b>326.1</b>	<b>15.1</b>	<b>9.0</b>	<b>8,398.3</b>

PUBLIC DEFENDER SERVICES APPOINTED COUNSEL HOURS PAID BY CASE TYPE FISCAL YEAR 2024												
Circuit	County	Felony	Misdemeanor	Mental Hygiene	Juvenile	Parole Probation Revocation	Termin/Abuse & Neglect	Habeas	Supreme Court	Municipal Court	Other	Total Hours
13	Kanawha	7,404.1	2,810.0	2.8	1,867.0	372.8	21,095.8	357.3	1,187.0	2,273.2	239.5	37,609.5
	<b>Total</b>	<b>7,404.1</b>	<b>2,810.0</b>	<b>2.8</b>	<b>1,867.0</b>	<b>372.8</b>	<b>21,095.8</b>	<b>357.3</b>	<b>1,187.0</b>	<b>2,273.2</b>	<b>239.5</b>	<b>37,609.5</b>
14	Braxton	1,123.6	621.3	56.7	183.5	178.0	3,882.7	5.7	18.3	-	40.0	6,109.8
	Clay	729.4	229.3	-	128.3	15.4	1,565.1	20.0	70.3	-	9.3	2,767.1
	Gilmer	404.3	302.9	-	549.9	41.4	1,037.5	13.1	49.3	-	74.0	2,472.4
	Webster	653.9	221.0	16.7	243.2	115.1	2,834.2	28.5	38.4	-	39.4	4,190.4
<b>Total</b>	<b>2,911.2</b>	<b>1,374.5</b>	<b>73.4</b>	<b>1,104.9</b>	<b>349.9</b>	<b>9,319.5</b>	<b>67.3</b>	<b>176.3</b>	<b>0.0</b>	<b>162.7</b>	<b>15,539.7</b>	
15	Harrison	2,334.0	1,301.7	107.6	121.1	216.0	7,225.3	557.8	559.5	-	64.8	12,487.8
	<b>Total</b>	<b>2,334.0</b>	<b>1,301.7</b>	<b>107.6</b>	<b>121.1</b>	<b>216.0</b>	<b>7,225.3</b>	<b>557.8</b>	<b>559.5</b>	<b>0.0</b>	<b>64.8</b>	<b>12,487.8</b>
16	Marion	6,945.9	4,796.6	538.3	1,332.9	735.0	6,765.4	434.1	466.9	140.1	602.7	22,757.9
	<b>Total</b>	<b>6,945.9</b>	<b>4,796.6</b>	<b>538.3</b>	<b>1,332.9</b>	<b>735.0</b>	<b>6,765.4</b>	<b>434.1</b>	<b>466.9</b>	<b>140.1</b>	<b>602.7</b>	<b>22,757.9</b>
	Monongalia	9,287.6	4,109.1	313.4	1,154.6	917.8	11,571.2	736.2	328.5	152.8	432.2	29,003.4
<b>Total</b>	<b>9,287.6</b>	<b>4,109.1</b>	<b>313.4</b>	<b>1,154.6</b>	<b>917.8</b>	<b>11,571.2</b>	<b>736.2</b>	<b>328.5</b>	<b>152.8</b>	<b>152.8</b>	<b>432.2</b>	<b>29,003.4</b>
18	Preston	2,200.8	387.3	1.0	97.2	134.2	5,840.1	236.5	42.8	-	10.1	8,950.0
	<b>Total</b>	<b>2,200.8</b>	<b>387.3</b>	<b>1.0</b>	<b>97.2</b>	<b>134.2</b>	<b>5,840.1</b>	<b>236.5</b>	<b>42.8</b>	<b>0.0</b>	<b>10.1</b>	<b>8,950.0</b>
	Barbour	1,453.8	989.0	15.4	121.3	126.8	4,262.7	26.8	266.4	-	22.2	7,284.4
Taylor	1,371.8	1,001.8	20.0	212.5	166.7	2,286.1	20.7	-	-	-	51.8	5,131.4
<b>Total</b>	<b>2,825.6</b>	<b>1,990.8</b>	<b>35.4</b>	<b>333.8</b>	<b>293.5</b>	<b>6,548.8</b>	<b>47.5</b>	<b>266.4</b>	<b>0.0</b>	<b>0.0</b>	<b>74.0</b>	<b>12,415.8</b>
20	Randolph	3,546.5	1,930.1	58.0	742.2	239.0	3,040.5	147.4	477.2	243.5	53.7	10,478.1
	<b>Total</b>	<b>3,546.5</b>	<b>1,930.1</b>	<b>58.0</b>	<b>742.2</b>	<b>239.0</b>	<b>3,040.5</b>	<b>147.4</b>	<b>477.2</b>	<b>243.5</b>	<b>53.7</b>	<b>10,478.1</b>
	Grant	1,004.7	514.3	17.6	231.2	114.4	1,834.2	46.5	38.3	-	-	3,801.2
Mineral	1,351.5	1,088.7	11.2	441.0	125.3	2,852.7	36.4	44.9	-	-	28.0	5,979.7
Tucker	245.7	86.6	-	108.8	18.1	501.7	-	9.4	-	-	-	970.3
<b>Total</b>	<b>2,601.9</b>	<b>1,689.6</b>	<b>28.8</b>	<b>781.0</b>	<b>257.8</b>	<b>5,188.6</b>	<b>82.9</b>	<b>92.6</b>	<b>0.0</b>	<b>0.0</b>	<b>28.0</b>	<b>10,751.2</b>
22	Hampshire	2,072.2	1,024.6	9.7	277.2	146.7	2,700.3	58.1	134.9	-	80.9	6,504.6
	Hardy	995.6	808.4	2.6	510.5	54.1	1,630.8	-	118.1	-	54.0	4,174.1
	Pendleton	628.5	161.6	1.8	72.4	131.7	974.6	-	10.2	-	8.2	1,989.0
<b>Total</b>	<b>3,696.3</b>	<b>1,994.6</b>	<b>14.1</b>	<b>860.1</b>	<b>332.5</b>	<b>5,305.7</b>	<b>58.1</b>	<b>263.2</b>	<b>0.0</b>	<b>0.0</b>	<b>143.1</b>	<b>12,667.7</b>
23	Berkeley	4,941.8	1,834.0	-	1,428.9	672.0	14,628.8	317.9	394.2	9.2	39.4	24,266.2
	Jefferson	1,400.3	1,188.0	-	330.4	171.3	4,178.5	-	168.0	-	83.1	7,519.6
	Morgan	401.1	254.7	-	172.5	53.7	2,361.2	113.4	189.3	-	-	3,545.9
<b>Total</b>	<b>6,743.2</b>	<b>3,276.7</b>	<b>0.0</b>	<b>1,931.8</b>	<b>897.0</b>	<b>21,168.5</b>	<b>431.3</b>	<b>751.5</b>	<b>9.2</b>	<b>9.2</b>	<b>122.5</b>	<b>35,331.7</b>
24	Wayne	1,113.1	229.9	56.0	105.5	201.8	4,633.7	343.0	242.8	20.1	39.8	6,985.7
	<b>Total</b>	<b>1,113.1</b>	<b>229.9</b>	<b>56.0</b>	<b>105.5</b>	<b>201.8</b>	<b>4,633.7</b>	<b>343.0</b>	<b>242.8</b>	<b>20.1</b>	<b>39.8</b>	<b>6,985.7</b>

PUBLIC DEFENDER SERVICES APPOINTED COUNSEL HOURS PAID BY CASE TYPE FISCAL YEAR 2024												
Circuit	County	Felony	Misdemeanor	Mental Hygiene	Juvenile	Parole Probation Revocation	Termin/Abuse & Neglect	Habeas	Supreme Court	Municipal Court	Other	Total Hours
25	Boone	895.6	398.3	-	738.6	15.8	3,665.4	-	56.2	-	0.8	5,770.7
	Lincoln	766.6	149.8	16.7	116.8	35.5	5,548.1	146.4	12.3	-	46.2	6,838.4
	<b>Total</b>	<b>1,662.2</b>	<b>548.1</b>	<b>16.7</b>	<b>855.4</b>	<b>51.3</b>	<b>9,213.5</b>	<b>146.4</b>	<b>68.5</b>	<b>0.0</b>	<b>47.0</b>	<b>12,609.1</b>
26	Lewis	1,605.2	992.2	844.7	468.0	153.7	2,692.4	140.9	63.7	-	61.6	7,022.4
	Upshur	2,221.5	1,233.9	23.5	614.4	202.4	3,708.6	35.9	89.5	-	94.0	8,223.7
	<b>Total</b>	<b>3,826.7</b>	<b>2,226.1</b>	<b>868.2</b>	<b>1,082.4</b>	<b>356.1</b>	<b>6,401.0</b>	<b>176.8</b>	<b>153.2</b>	<b>0.0</b>	<b>155.6</b>	<b>15,246.1</b>
27	Wyoming	2,416.4	2,794.2	38.0	870.1	186.7	6,043.8	7.0	260.4	-	192.4	12,809.0
	<b>Total</b>	<b>2,416.4</b>	<b>2,794.2</b>	<b>38.0</b>	<b>870.1</b>	<b>186.7</b>	<b>6,043.8</b>	<b>7.0</b>	<b>260.4</b>	<b>0.0</b>	<b>192.4</b>	<b>12,809.0</b>
	Nicholas	1,041.2	274.4	2.5	155.3	24.7	5,050.3	24.6	238.4	-	-	6,811.4
28	<b>Total</b>	<b>1,041.2</b>	<b>274.4</b>	<b>2.5</b>	<b>155.3</b>	<b>24.7</b>	<b>5,050.3</b>	<b>24.6</b>	<b>238.4</b>	<b>0.0</b>	<b>0.0</b>	<b>6,811.4</b>
	Putnam	2,572.3	2,558.6	95.3	4,594.8	176.8	3,944.5	118.4	213.6	29.9	125.3	14,429.5
	<b>Total</b>	<b>2,572.3</b>	<b>2,558.6</b>	<b>95.3</b>	<b>4,594.8</b>	<b>176.8</b>	<b>3,944.5</b>	<b>118.4</b>	<b>213.6</b>	<b>29.9</b>	<b>125.3</b>	<b>14,429.5</b>
30	Mingo	1,506.4	222.6	-	239.5	44.9	4,083.8	24.9	74.8	6.8	11.0	6,214.7
	<b>Total</b>	<b>1,506.4</b>	<b>222.6</b>	<b>0.0</b>	<b>239.5</b>	<b>44.9</b>	<b>4,083.8</b>	<b>24.9</b>	<b>74.8</b>	<b>6.8</b>	<b>11.0</b>	<b>6,214.7</b>
	Monroe	796.8	603.1	17.3	301.5	4.5	372.0	58.1	40.3	-	0.8	2,194.4
31	Summers	1,444.8	294.3	38.5	258.6	26.2	688.4	46.0	-	-	1.8	2,798.6
	<b>Total</b>	<b>2,241.6</b>	<b>897.4</b>	<b>55.8</b>	<b>560.1</b>	<b>30.7</b>	<b>1,060.4</b>	<b>104.1</b>	<b>40.3</b>	<b>0.0</b>	<b>2.6</b>	<b>4,993.0</b>
	<b>STATE TOTAL</b>	<b>120,891.1</b>	<b>48,662.1</b>	<b>4,396.3</b>	<b>31,023.7</b>	<b>8,179.7</b>	<b>260,984.9</b>	<b>6,692.3</b>	<b>9,223.6</b>	<b>2,990.3</b>	<b>3,438.8</b>	<b>496,482.8</b>
		<b>24.35%</b>	<b>9.80%</b>	<b>0.89%</b>	<b>6.25%</b>	<b>1.65%</b>	<b>52.57%</b>	<b>1.35%</b>	<b>1.86%</b>	<b>0.60%</b>	<b>0.69%</b>	<b>100.00%</b>

**PUBLIC DEFENDER SERVICES  
APPOINTED COUNSEL TIME PAID IN/OUT-OF-COURT  
FY 2022**

In-Court at \$80 per hour	63,279.7
Out-of-Court at \$60 per hour	400,171.1
<b>Total Hours Paid</b>	<b>463,450.8</b>

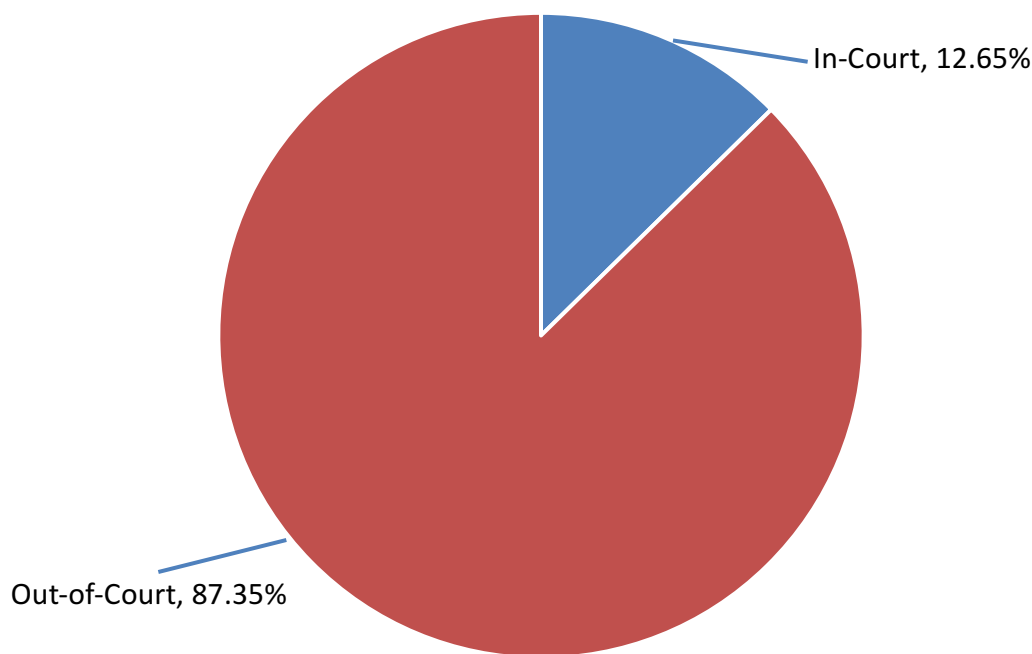


PUBLIC DEFENDER SERVICES APPOINTED COUNSEL IN/OUT OF COURT HOURS FISCAL YEAR 2022						
Circuit	County	In-Court Hours	In-Court %	Out-of-Court Hours	Out-of-Court %	Total
1	Brooke	294.1	7.16%	3,815.2	92.84%	4,109.3
	Hancock	441.8	6.56%	6,297.9	93.44%	6,739.7
	Ohio	922.5	8.32%	10,171.9	91.68%	11,094.4
	<b>Total</b>	<b>1,658.4</b>	<b>7.56%</b>	<b>20,285.0</b>	<b>92.44%</b>	<b>21,943.4</b>
2	Marshall	363.2	10.50%	3,097.3	89.50%	3,460.5
	Tyler	162.3	10.06%	1,451.2	89.94%	1,613.5
	Wetzel	354.4	13.44%	2,282.0	86.56%	2,636.4
	<b>Total</b>	<b>879.9</b>	<b>11.41%</b>	<b>6,830.5</b>	<b>88.59%</b>	<b>7,710.4</b>
3	Doddridge	459.1	12.56%	3,195.5	87.44%	3,654.6
	Pleasants	511.2	14.84%	2,932.6	85.16%	3,443.8
	Ritchie	591.2	12.34%	4,201.4	87.66%	4,792.6
	<b>Total</b>	<b>1,561.5</b>	<b>13.13%</b>	<b>10,329.5</b>	<b>86.87%</b>	<b>11,891.0</b>
4	Wirt	131.3	16.16%	681.4	83.84%	812.7
	Wood	2,219.4	14.12%	13,494.9	85.88%	15,714.3
	<b>Total</b>	<b>2,350.7</b>	<b>14.22%</b>	<b>14,176.3</b>	<b>85.78%</b>	<b>16,527.0</b>
5	Calhoun	246.2	9.10%	2,460.7	90.90%	2,706.9
	Jackson	1,097.0	14.65%	6,393.1	85.35%	7,490.1
	Mason	1,054.3	12.17%	7,610.2	87.83%	8,664.5
	Roane	495.7	13.17%	3,267.6	86.83%	3,763.3
	<b>Total</b>	<b>2,893.2</b>	<b>12.79%</b>	<b>19,731.6</b>	<b>87.21%</b>	<b>22,624.8</b>
6	Cabell	2,980.0	15.54%	16,191.4	84.46%	19,171.4
	<b>Total</b>	<b>2,980.0</b>	<b>15.54%</b>	<b>16,191.4</b>	<b>84.46%</b>	<b>19,171.4</b>
7	Logan	1,511.6	13.72%	9,509.3	86.28%	11,020.9
	<b>Total</b>	<b>1,511.6</b>	<b>13.72%</b>	<b>9,509.3</b>	<b>86.28%</b>	<b>11,020.9</b>
8	McDowell	747.5	10.64%	6,279.7	89.36%	7,027.2
	<b>Total</b>	<b>747.5</b>	<b>10.64%</b>	<b>6,279.7</b>	<b>89.36%</b>	<b>7,027.2</b>
9	Mercer	2,587.5	8.96%	26,283.8	91.04%	28,871.3
	<b>Total</b>	<b>2,587.5</b>	<b>8.96%</b>	<b>26,283.8</b>	<b>91.04%</b>	<b>28,871.3</b>
10	Raleigh	2,098.2	12.36%	14,883.8	87.64%	16,982.0
	<b>Total</b>	<b>2,098.2</b>	<b>12.36%</b>	<b>14,883.8</b>	<b>87.64%</b>	<b>16,982.0</b>
11	Greenbrier	850.4	12.05%	6,209.3	87.95%	7,059.7
	Pocahontas	354.1	17.64%	1,653.2	82.36%	2,007.3
	<b>Total</b>	<b>1,204.5</b>	<b>13.28%</b>	<b>7,862.5</b>	<b>86.72%</b>	<b>9,067.0</b>
12	Fayette	1,156.6	13.06%	7,696.8	86.94%	8,853.4
	<b>Total</b>	<b>1,156.6</b>	<b>13.06%</b>	<b>7,696.8</b>	<b>86.94%</b>	<b>8,853.4</b>
13	Kanawha	6,929.2	16.56%	34,921.6	83.44%	41,850.8
	<b>Total</b>	<b>6,929.2</b>	<b>16.56%</b>	<b>34,921.6</b>	<b>83.44%</b>	<b>41,850.8</b>
14	Braxton	974.7	14.99%	5,526.3	85.01%	6,501.0
	Clay	529.2	16.41%	2,695.9	83.59%	3,225.1
	Gilmer	486.1	13.76%	3,047.0	86.24%	3,533.1
	Webster	781.7	19.12%	3,307.0	80.88%	4,088.7
	<b>Total</b>	<b>2,771.7</b>	<b>15.98%</b>	<b>14,576.2</b>	<b>84.02%</b>	<b>17,347.9</b>
15	Harrison	1,994.6	15.44%	10,927.4	84.56%	12,922.0
	<b>Total</b>	<b>1,994.6</b>	<b>15.44%</b>	<b>10,927.4</b>	<b>84.56%</b>	<b>12,922.0</b>

PUBLIC DEFENDER SERVICES APPOINTED COUNSEL IN/OUT OF COURT HOURS FISCAL YEAR 2022						
Circuit	County	In-Court Hours	In-Court %	Out-of-Court Hours	Out-of-Court %	Total
16	Marion	1,847.4	7.80%	21,827.1	92.20%	23,674.5
	<b>Total</b>	<b>1,847.4</b>	<b>7.80%</b>	<b>21,827.1</b>	<b>92.20%</b>	<b>23,674.5</b>
17	Monongalia	2,702.0	10.76%	22,417.7	89.24%	25,119.7
	<b>Total</b>	<b>2,702.0</b>	<b>10.76%</b>	<b>22,417.7</b>	<b>89.24%</b>	<b>25,119.7</b>
18	Preston	1,204.0	14.86%	6,900.1	85.14%	8,104.1
	<b>Total</b>	<b>1,204.0</b>	<b>14.86%</b>	<b>6,900.1</b>	<b>85.14%</b>	<b>8,104.1</b>
19	Barbour	1,014.2	12.39%	7,170.7	87.61%	8,184.9
	Taylor	500.8	12.35%	3,553.8	87.65%	4,054.6
	<b>Total</b>	<b>1,515.0</b>	<b>12.38%</b>	<b>10,724.5</b>	<b>87.62%</b>	<b>12,239.5</b>
20	Randolph	2,023.6	16.42%	10,301.3	83.58%	12,324.9
	<b>Total</b>	<b>2,023.6</b>	<b>16.42%</b>	<b>10,301.3</b>	<b>83.58%</b>	<b>12,324.9</b>
21	Grant	548.2	17.23%	2,634.1	82.77%	3,182.3
	Mineral	668.8	14.55%	3,928.2	85.45%	4,597.0
	Tucker	163.4	12.18%	1,177.7	87.82%	1,341.1
	<b>Total</b>	<b>1,380.4</b>	<b>15.14%</b>	<b>7,740.0</b>	<b>84.86%</b>	<b>9,120.4</b>
22	Hampshire	1,105.8	15.24%	6,149.2	84.76%	7,255.0
	Hardy	1,235.1	18.31%	5,509.3	81.69%	6,744.4
	Pendleton	243.5	13.59%	1,547.8	86.41%	1,791.3
	<b>Total</b>	<b>2,584.4</b>	<b>16.37%</b>	<b>13,206.3</b>	<b>83.63%</b>	<b>15,790.7</b>
23	Berkeley	3,511.9	18.33%	15,651.7	81.67%	19,163.6
	Jefferson	633.8	13.81%	3,956.2	86.19%	4,590.0
	Morgan	750.9	20.78%	2,863.2	79.22%	3,614.1
	<b>Total</b>	<b>4,896.6</b>	<b>17.89%</b>	<b>22,471.1</b>	<b>82.11%</b>	<b>27,367.7</b>
24	Wayne	1,601.2	24.08%	5,047.1	75.92%	6,648.3
	<b>Total</b>	<b>1,601.2</b>	<b>24.08%</b>	<b>5,047.1</b>	<b>75.92%</b>	<b>6,648.3</b>
25	Boone	1,476.8	23.69%	4,756.2	76.31%	6,233.0
	Lincoln	1,424.2	18.39%	6,319.8	81.61%	7,744.0
	<b>Total</b>	<b>2,901.0</b>	<b>20.76%</b>	<b>11,076.0</b>	<b>79.24%</b>	<b>13,977.0</b>
26	Lewis	1,245.5	19.70%	5,076.0	80.30%	6,321.5
	Upshur	1,012.4	19.26%	4,243.4	80.74%	5,255.8
	<b>Total</b>	<b>2,257.9</b>	<b>19.50%</b>	<b>9,319.4</b>	<b>80.50%</b>	<b>11,577.3</b>
27	Wyoming	1,275.5	11.55%	9,767.8	88.45%	11,043.3
	<b>Total</b>	<b>1,275.5</b>	<b>11.55%</b>	<b>9,767.8</b>	<b>88.45%</b>	<b>11,043.3</b>
28	Nicholas	573.9	6.68%	8,020.2	93.32%	8,594.1
	<b>Total</b>	<b>573.9</b>	<b>6.68%</b>	<b>8,020.2</b>	<b>93.32%</b>	<b>8,594.1</b>
29	Putnam	1,954.3	15.31%	10,812.8	84.69%	12,767.1
	<b>Total</b>	<b>1,954.3</b>	<b>15.31%</b>	<b>10,812.8</b>	<b>84.69%</b>	<b>12,767.1</b>
30	Mingo	768.5	10.32%	6,677.2	89.68%	7,445.7
	<b>Total</b>	<b>768.5</b>	<b>10.32%</b>	<b>6,677.2</b>	<b>89.68%</b>	<b>7,445.7</b>
31	Monroe	204.9	14.57%	1,201.7	85.43%	1,406.6
	Summers	264.0	10.82%	2,175.4	89.18%	2,439.4
	<b>Total</b>	<b>468.9</b>	<b>12.19%</b>	<b>3,377.1</b>	<b>87.81%</b>	<b>3,846.0</b>
<b>STATE TOTAL</b>		<b>63,279.7</b>	<b>13.65%</b>	<b>400,171.1</b>	<b>86.35%</b>	<b>463,450.8</b>

**PUBLIC DEFENDER SERVICES  
APPOINTED COUNSEL TIME PAID IN/OUT-OF-COURT  
FY 2023**

In-Court at \$80 per hour	60,930.0
Out-of-Court at \$60 per hour	420,608.3
<b>Total Hours Paid</b>	<b>481,538.3</b>

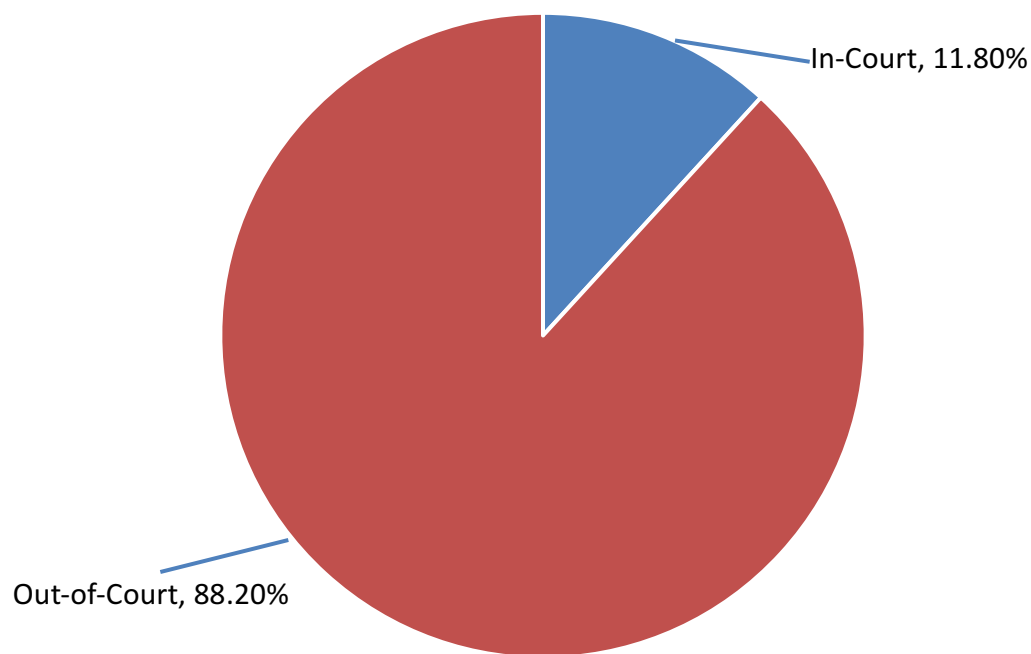


PUBLIC DEFENDER SERVICES APPOINTED COUNSEL IN/OUT OF COURT HOURS FISCAL YEAR 2023						
Circuit	County	In-Court Hours	In-Court %	Out-of-Court Hours	Out-of-Court %	Total
1	Brooke	524.1	7.89%	6,119.2	92.11%	6,643.3
	Hancock	386.5	6.75%	5,339.4	93.25%	5,725.9
	Ohio	1,006.4	6.95%	13,476.3	93.05%	14,482.7
	<b>Total</b>	<b>1,917.0</b>	<b>7.14%</b>	<b>24,934.9</b>	<b>92.86%</b>	<b>26,851.9</b>
2	Marshall	423.6	11.25%	3,342.8	88.75%	3,766.4
	Tyler	149.5	8.28%	1,656.0	91.72%	1,805.5
	Wetzel	295.5	9.25%	2,899.7	90.75%	3,195.2
	<b>Total</b>	<b>868.6</b>	<b>9.91%</b>	<b>7,898.5</b>	<b>90.09%</b>	<b>8,767.1</b>
3	Doddridge	491.3	11.81%	3,669.7	88.19%	4,161.0
	Pleasants	464.2	12.25%	3,324.4	87.75%	3,788.6
	Ritchie	627.3	12.71%	4,309.1	87.29%	4,936.4
	<b>Total</b>	<b>1,582.8</b>	<b>12.28%</b>	<b>11,303.2</b>	<b>87.72%</b>	<b>12,886.0</b>
4	Wirt	119.1	22.27%	415.8	77.73%	534.9
	Wood	2,100.4	11.63%	15,953.3	88.37%	18,053.7
	<b>Total</b>	<b>2,219.5</b>	<b>13.56%</b>	<b>16,369.1</b>	<b>86.44%</b>	<b>18,588.6</b>
5	Calhoun	300.3	11.49%	2,313.7	88.51%	2,614.0
	Jackson	893.7	14.34%	5,337.3	85.66%	6,231.0
	Mason	1,236.5	12.18%	8,918.3	87.82%	10,154.8
	Roane	460.9	12.63%	3,188.4	87.37%	3,649.3
	<b>Total</b>	<b>2,891.4</b>	<b>12.77%</b>	<b>19,757.7</b>	<b>87.23%</b>	<b>22,649.1</b>
6	Cabell	2,851.7	17.37%	13,564.5	82.63%	16,416.2
	<b>Total</b>	<b>2,851.7</b>	<b>17.37%</b>	<b>13,564.5</b>	<b>82.63%</b>	<b>16,416.2</b>
7	Logan	1,286.2	12.71%	8,837.0	87.29%	10,123.2
	<b>Total</b>	<b>1,286.2</b>	<b>12.71%</b>	<b>8,837.0</b>	<b>87.29%</b>	<b>10,123.2</b>
8	McDowell	676.8	8.04%	7,740.4	91.96%	8,417.2
	<b>Total</b>	<b>676.8</b>	<b>8.04%</b>	<b>7,740.4</b>	<b>91.96%</b>	<b>8,417.2</b>
9	Mercer	2,410.0	7.55%	29,496.4	92.45%	31,906.4
	<b>Total</b>	<b>2,410.0</b>	<b>7.55%</b>	<b>29,496.4</b>	<b>92.45%</b>	<b>31,906.4</b>
10	Raleigh	1,942.8	10.50%	16,561.7	89.50%	18,504.5
	<b>Total</b>	<b>1,942.8</b>	<b>10.50%</b>	<b>16,561.7</b>	<b>89.50%</b>	<b>18,504.5</b>
11	Greenbrier	972.2	13.70%	7,095.5	86.30%	8,067.7
	Pocahontas	507.6	15.47%	2,774.2	84.53%	3,281.8
	<b>Total</b>	<b>1,479.8</b>	<b>13.04%</b>	<b>9,869.7</b>	<b>86.96%</b>	<b>11,349.5</b>
12	Fayette	1,373.0	13.38%	8,891.8	86.62%	10,264.8
	<b>Total</b>	<b>1,373.0</b>	<b>13.38%</b>	<b>8,891.8</b>	<b>86.62%</b>	<b>10,264.8</b>
13	Kanawha	6,198.3	16.48%	31,409.2	83.52%	37,607.5
	<b>Total</b>	<b>6,198.3</b>	<b>16.48%</b>	<b>31,409.2</b>	<b>83.52%</b>	<b>37,607.5</b>
14	Braxton	944.6	13.81%	5,897.6	86.19%	6,842.2
	Clay	542.7	15.75%	2,903.8	84.25%	3,446.5
	Gilmer	392.9	12.78%	2,681.8	87.22%	3,074.7
	Webster	612.8	14.66%	3,568.5	85.34%	4,181.3
	<b>Total</b>	<b>2,493.0</b>	<b>14.21%</b>	<b>15,051.7</b>	<b>85.79%</b>	<b>17,544.7</b>
15	Harrison	2,122.7	15.33%	11,726.2	84.67%	13,848.9
	<b>Total</b>	<b>2,122.7</b>	<b>15.33%</b>	<b>11,726.2</b>	<b>84.67%</b>	<b>13,848.9</b>

PUBLIC DEFENDER SERVICES APPOINTED COUNSEL IN/OUT OF COURT HOURS FISCAL YEAR 2023						
Circuit	County	In-Court Hours	In-Court %	Out-of-Court Hours	Out-of-Court %	Total
16	Marion	1,812.5	6.74%	25,062.7	93.26%	26,875.2
	<b>Total</b>	<b>1,812.5</b>	<b>6.74%</b>	<b>25,062.7</b>	<b>93.26%</b>	<b>26,875.2</b>
17	Monongalia	2,577.0	10.31%	22,417.2	89.69%	24,994.2
	<b>Total</b>	<b>2,577.0</b>	<b>10.31%</b>	<b>22,417.2</b>	<b>89.69%</b>	<b>24,994.2</b>
18	Preston	1,174.1	13.53%	7,502.0	86.47%	8,676.1
	<b>Total</b>	<b>1,174.1</b>	<b>13.53%</b>	<b>7,502.0</b>	<b>86.47%</b>	<b>8,676.1</b>
19	Barbour	857.5	12.70%	5,894.2	87.30%	6,751.7
	Taylor	682.7	13.91%	4,226.4	86.09%	4,909.1
	<b>Total</b>	<b>1,540.2</b>	<b>13.21%</b>	<b>10,120.6</b>	<b>86.79%</b>	<b>11,660.8</b>
20	Randolph	1,953.1	15.76%	10,441.4	84.24%	12,394.5
	<b>Total</b>	<b>1,953.1</b>	<b>15.76%</b>	<b>10,441.4</b>	<b>84.24%</b>	<b>12,394.5</b>
21	Grant	506.5	14.23%	3,052.9	85.77%	3,559.4
	Mineral	692.1	14.12%	4,210.1	85.88%	4,902.2
	Tucker	173.3	14.17%	1,049.3	85.83%	1,222.6
	<b>Total</b>	<b>1,371.9</b>	<b>14.17%</b>	<b>8,312.3</b>	<b>85.83%</b>	<b>9,684.2</b>
22	Hampshire	963.2	14.78%	5,555.1	85.22%	6,518.3
	Hardy	826.8	13.98%	5,087.4	86.02%	5,914.2
	Pendleton	202.5	13.17%	1,335.6	86.83%	1,538.1
	<b>Total</b>	<b>1,992.5</b>	<b>14.26%</b>	<b>11,978.1</b>	<b>85.74%</b>	<b>13,970.6</b>
23	Berkeley	3,742.6	17.74%	17,352.5	82.26%	21,095.1
	Jefferson	732.1	13.37%	4,742.5	86.63%	5,474.6
	Morgan	456.0	15.20%	2,543.5	84.80%	2,999.5
	<b>Total</b>	<b>4,930.7</b>	<b>16.68%</b>	<b>24,638.5</b>	<b>83.32%</b>	<b>29,569.2</b>
24	Wayne	1,301.2	21.56%	4,733.4	78.44%	6,034.6
	<b>Total</b>	<b>1,301.2</b>	<b>21.56%</b>	<b>4,733.4</b>	<b>78.44%</b>	<b>6,034.6</b>
25	Boone	1,460.8	22.61%	5,000.4	77.39%	6,461.2
	Lincoln	968.8	15.97%	5,097.6	84.03%	6,066.4
	<b>Total</b>	<b>2,429.6</b>	<b>19.39%</b>	<b>10,098.0</b>	<b>80.61%</b>	<b>12,527.6</b>
26	Lewis	1,507.8	17.52%	7,096.6	82.48%	8,604.4
	Upshur	1,329.9	19.60%	5,456.9	80.40%	6,786.8
	<b>Total</b>	<b>2,837.7</b>	<b>18.44%</b>	<b>12,553.5</b>	<b>81.56%</b>	<b>15,391.2</b>
27	Wyoming	1,034.5	9.29%	10,099.3	90.71%	11,133.8
	<b>Total</b>	<b>1,034.5</b>	<b>9.29%</b>	<b>10,099.3</b>	<b>90.71%</b>	<b>11,133.8</b>
28	Nicholas	604.7	7.54%	7,413.7	92.46%	8,018.4
	<b>Total</b>	<b>604.7</b>	<b>7.54%</b>	<b>7,413.7</b>	<b>92.46%</b>	<b>8,018.4</b>
29	Putnam	2,132.6	15.18%	11,915.8	84.82%	14,048.4
	<b>Total</b>	<b>2,132.6</b>	<b>15.18%</b>	<b>11,915.8</b>	<b>84.82%</b>	<b>14,048.4</b>
30	Mingo	563.3	8.25%	6,264.7	91.75%	6,828.0
	<b>Total</b>	<b>563.3</b>	<b>8.25%</b>	<b>6,264.7</b>	<b>91.75%</b>	<b>6,828.0</b>
31	Monroe	167.8	11.34%	1,311.3	88.66%	1,479.1
	Summers	193.0	7.64%	2,333.8	92.36%	2,526.8
	<b>Total</b>	<b>360.8</b>	<b>9.01%</b>	<b>3,645.1</b>	<b>90.99%</b>	<b>4,005.9</b>
<b>STATE TOTAL</b>		<b>60,930.0</b>	<b>12.65%</b>	<b>420,608.3</b>	<b>87.35%</b>	<b>481,538.3</b>

**PUBLIC DEFENDER SERVICES  
APPOINTED COUNSEL TIME PAID IN/OUT-OF-COURT  
FY 2024**

In-Court at \$80 per hour	58,594.2
Out-of-Court at \$60 per hour	437,888.6
<b>Total Hours Paid</b>	<b>496,482.8</b>



PUBLIC DEFENDER SERVICES APPOINTED COUNSEL IN/OUT OF COURT HOURS FISCAL YEAR 2024						
Circuit	County	In-Court Hours	In-Court %	Out-of-Court Hours	Out-of-Court %	Total
1	Brooke	548.0	7.00%	7,283.8	93.00%	7,831.8
	Hancock	559.7	6.19%	8,477.8	93.81%	9,037.5
	Ohio	1,134.5	7.30%	14,405.1	92.70%	15,539.6
	<b>Total</b>	<b>2,242.2</b>	<b>6.92%</b>	<b>30,166.7</b>	<b>93.08%</b>	<b>32,408.9</b>
2	Marshall	619.4	11.10%	4,962.4	88.90%	5,581.8
	Tyler	132.5	6.74%	1,832.6	93.26%	1,965.1
	Wetzel	334.7	7.10%	4,381.1	92.90%	4,715.8
	<b>Total</b>	<b>1,086.6</b>	<b>8.86%</b>	<b>11,176.1</b>	<b>91.14%</b>	<b>12,262.7</b>
3	Doddridge	641.7	11.83%	4,784.8	88.17%	5,426.5
	Pleasants	556.3	14.03%	3,407.9	85.97%	3,964.2
	Ritchie	690.5	12.66%	4,762.4	87.34%	5,452.9
	<b>Total</b>	<b>1,888.5</b>	<b>12.72%</b>	<b>12,955.1</b>	<b>87.28%</b>	<b>14,843.6</b>
4	Wirt	140.2	16.83%	692.7	83.17%	832.9
	Wood	2,201.2	11.36%	17,168.6	88.64%	19,369.8
	<b>Total</b>	<b>2,341.4</b>	<b>11.59%</b>	<b>17,861.3</b>	<b>88.41%</b>	<b>20,202.7</b>
5	Calhoun	198.0	11.30%	1,554.9	88.70%	1,752.9
	Jackson	774.2	13.89%	4,798.8	86.11%	5,573.0
	Mason	1,413.3	12.41%	9,973.4	87.59%	11,386.7
	Roane	599.5	12.42%	4,227.7	87.58%	4,827.2
	<b>Total</b>	<b>2,985.0</b>	<b>12.68%</b>	<b>20,554.8</b>	<b>87.32%</b>	<b>23,539.8</b>
6	Cabell	3,369.0	16.87%	16,600.8	83.13%	19,969.8
	<b>Total</b>	<b>3,369.0</b>	<b>16.87%</b>	<b>16,600.8</b>	<b>83.13%</b>	<b>19,969.8</b>
7	Logan	957.6	12.48%	6,717.9	87.52%	7,675.5
	<b>Total</b>	<b>957.6</b>	<b>12.48%</b>	<b>6,717.9</b>	<b>87.52%</b>	<b>7,675.5</b>
8	McDowell	730.4	9.67%	6,821.0	90.33%	7,551.4
	<b>Total</b>	<b>730.4</b>	<b>9.67%</b>	<b>6,821.0</b>	<b>90.33%</b>	<b>7,551.4</b>
9	Mercer	2,273.3	6.63%	32,012.0	93.37%	34,285.3
	<b>Total</b>	<b>2,273.3</b>	<b>6.63%</b>	<b>32,012.0</b>	<b>93.37%</b>	<b>34,285.3</b>
10	Raleigh	1,442.4	8.59%	15,354.8	91.41%	16,797.2
	<b>Total</b>	<b>1,442.4</b>	<b>8.59%</b>	<b>15,354.8</b>	<b>91.41%</b>	<b>16,797.2</b>
11	Greenbrier	857.9	12.72%	5,888.5	87.28%	6,746.4
	Pocahontas	449.6	12.12%	3,260.3	87.88%	3,709.9
	<b>Total</b>	<b>1,307.5</b>	<b>12.50%</b>	<b>9,148.8</b>	<b>87.50%</b>	<b>10,456.3</b>
12	Fayette	1,136.3	13.53%	7,262.0	86.47%	8,398.3
	<b>Total</b>	<b>1,136.3</b>	<b>13.53%</b>	<b>7,262.0</b>	<b>86.47%</b>	<b>8,398.3</b>
13	Kanawha	5,833.7	15.51%	31,775.8	84.49%	37,609.5
	<b>Total</b>	<b>5,833.7</b>	<b>15.51%</b>	<b>31,775.8</b>	<b>84.49%</b>	<b>37,609.5</b>
14	Braxton	891.7	14.59%	5,218.1	85.41%	6,109.8
	Clay	425.9	15.39%	2,341.2	84.61%	2,767.1
	Gilmer	338.5	13.69%	2,133.9	86.31%	2,472.4
	Webster	693.3	16.54%	3,497.1	83.46%	4,190.4
	<b>Total</b>	<b>2,349.4</b>	<b>15.12%</b>	<b>13,190.3</b>	<b>84.88%</b>	<b>15,539.7</b>
15	Harrison	1,851.5	14.83%	10,636.3	85.17%	12,487.8
	<b>Total</b>	<b>1,851.5</b>	<b>14.83%</b>	<b>10,636.3</b>	<b>85.17%</b>	<b>12,487.8</b>

PUBLIC DEFENDER SERVICES APPOINTED COUNSEL IN/OUT OF COURT HOURS FISCAL YEAR 2024						
Circuit	County	In-Court Hours	In-Court %	Out-of-Court Hours	Out-of-Court %	Total
16	Marion	1,634.8	7.18%	21,123.1	92.82%	22,757.9
	<b>Total</b>	<b>1,634.8</b>	<b>7.18%</b>	<b>21,123.1</b>	<b>92.82%</b>	<b>22,757.9</b>
17	Monongalia	2,684.9	9.26%	26,318.5	90.74%	29,003.4
	<b>Total</b>	<b>2,684.9</b>	<b>9.26%</b>	<b>26,318.5</b>	<b>90.74%</b>	<b>29,003.4</b>
18	Preston	1,215.7	13.58%	7,734.3	86.42%	8,950.0
	<b>Total</b>	<b>1,215.7</b>	<b>13.58%</b>	<b>7,734.3</b>	<b>86.42%</b>	<b>8,950.0</b>
19	Barbour	815.3	11.19%	6,469.1	88.81%	7,284.4
	Taylor	755.8	14.73%	4,375.6	85.27%	5,131.4
	<b>Total</b>	<b>1,571.1</b>	<b>12.65%</b>	<b>10,844.7</b>	<b>87.35%</b>	<b>12,415.8</b>
20	Randolph	1,234.1	11.78%	9,244.0	88.22%	10,478.1
	<b>Total</b>	<b>1,234.1</b>	<b>11.78%</b>	<b>9,244.0</b>	<b>88.22%</b>	<b>10,478.1</b>
21	Grant	535.5	14.09%	3,265.7	85.91%	3,801.2
	Mineral	752.2	12.58%	5,227.5	87.42%	5,979.7
	Tucker	124.0	12.78%	846.3	87.22%	970.3
	<b>Total</b>	<b>1,411.7</b>	<b>13.13%</b>	<b>9,339.5</b>	<b>86.87%</b>	<b>10,751.2</b>
22	Hampshire	802.9	12.34%	5,701.7	87.66%	6,504.6
	Hardy	575.8	13.79%	3,598.3	86.21%	4,174.1
	Pendleton	275.6	13.86%	1,713.4	86.14%	1,989.0
	<b>Total</b>	<b>1,654.3</b>	<b>13.06%</b>	<b>11,013.4</b>	<b>86.94%</b>	<b>12,667.7</b>
23	Berkeley	3,257.1	13.42%	21,009.1	86.58%	24,266.2
	Jefferson	976.9	12.99%	6,542.7	87.01%	7,519.6
	Morgan	457.5	12.90%	3,088.4	87.10%	3,545.9
	<b>Total</b>	<b>4,691.5</b>	<b>13.28%</b>	<b>30,640.2</b>	<b>86.72%</b>	<b>35,331.7</b>
24	Wayne	1,515.5	21.69%	5,470.2	78.31%	6,985.7
	<b>Total</b>	<b>1,515.5</b>	<b>21.69%</b>	<b>5,470.2</b>	<b>78.31%</b>	<b>6,985.7</b>
25	Boone	1,014.1	17.57%	4,756.6	82.43%	5,770.7
	Lincoln	887.9	12.98%	5,950.5	87.02%	6,838.4
	<b>Total</b>	<b>1,902.0</b>	<b>15.08%</b>	<b>10,707.1</b>	<b>84.92%</b>	<b>12,609.1</b>
26	Lewis	1,045.9	14.89%	5,976.5	85.11%	7,022.4
	Upshur	1,341.9	16.32%	6,881.8	83.68%	8,223.7
	<b>Total</b>	<b>2,387.8</b>	<b>15.66%</b>	<b>12,858.3</b>	<b>84.34%</b>	<b>15,246.1</b>
27	Wyoming	1,147.0	8.95%	11,662.0	91.05%	12,809.0
	<b>Total</b>	<b>1,147.0</b>	<b>8.95%</b>	<b>11,662.0</b>	<b>91.05%</b>	<b>12,809.0</b>
28	Nicholas	475.2	6.98%	6,336.2	93.02%	6,811.4
	<b>Total</b>	<b>475.2</b>	<b>6.98%</b>	<b>6,336.2</b>	<b>93.02%</b>	<b>6,811.4</b>
29	Putnam	2,221.0	15.39%	12,208.5	84.61%	14,429.5
	<b>Total</b>	<b>2,221.0</b>	<b>15.39%</b>	<b>12,208.5</b>	<b>84.61%</b>	<b>14,429.5</b>
30	Mingo	640.0	10.30%	5,574.7	89.70%	6,214.7
	<b>Total</b>	<b>640.0</b>	<b>10.30%</b>	<b>5,574.7</b>	<b>89.70%</b>	<b>6,214.7</b>
31	Monroe	176.7	8.05%	2,017.7	91.95%	2,194.4
	Summers	236.1	8.44%	2,562.5	91.56%	2,798.6
	<b>Total</b>	<b>412.8</b>	<b>8.27%</b>	<b>4,580.2</b>	<b>91.73%</b>	<b>4,993.0</b>
<b>STATE TOTAL</b>		<b>58,594.2</b>	<b>11.80%</b>	<b>437,888.6</b>	<b>88.20%</b>	<b>496,482.8</b>

**PUBLIC DEFENDER SERVICES  
APPOINTED COUNSEL STATEWIDE AVERAGE COSTS BY CASE TYPE  
WITHOUT DIRECT EXPENSES AND SUPPLEMENTALS  
FY 2022**

Felony	\$1,094.61
Misdemeanor	\$394.50
Mental Hygiene	\$135.48
Juvenile	\$903.50
Parole/Prob. Rev.	\$441.75
Term/Abuse & Neglect	\$1,199.13
Habeas	\$2,352.57
Supreme Court	\$1,588.08
Municipal Court	\$349.18
Other	\$322.09
<b>Statewide Average</b>	<b>\$854.92</b>

PUBLIC DEFENDER SERVICES APPOINTED COUNSEL AVERAGE COST BY CASE TYPE (\$) WITHOUT SUPPLEMENTALS AND DIRECT EXPENSES FISCAL YEAR 2022												
Circuit	County	Felony	Misdemeanor	Mental Hygiene	Juvenile	Parole Probation Revocation	Termin/Abuse & Neglect	Habeas	Supreme Court	Municipal Court	Other	Average Cost per Case
1	Brooke	\$1,134.73	\$751.08	\$246.10	\$2,779.96	\$566.85	\$1,654.20	-	-	-	\$887.18	\$1,214.79
	Hancock	\$3,144.61	\$775.50	\$189.98	\$1,579.21	\$823.53	\$1,542.29	-	\$5,658.16	\$319.02	\$2,140.87	\$1,671.86
	Ohio	\$1,129.39	\$542.90	\$109.92	\$1,714.38	\$1,384.91	\$1,606.24	\$3,567.91	\$3,325.30	-	\$330.79	\$1,207.87
	<b>Total</b>	<b>\$1,783.53</b>	<b>\$690.70</b>	<b>\$133.06</b>	<b>\$1,822.10</b>	<b>\$934.79</b>	<b>\$1,598.33</b>	<b>\$3,567.91</b>	<b>\$3,863.65</b>	<b>\$319.02</b>	<b>\$1,212.34</b>	<b>\$1,332.22</b>
2	Marshall	\$958.98	\$328.35	\$144.47	\$393.93	\$289.01	\$1,058.03	\$2,251.82	-	-	\$408.04	\$504.36
	Tyler	\$923.80	\$646.11	\$258.97	\$2,680.57	\$508.59	\$1,219.62	-	-	-	-	\$806.66
	Wetzel	\$692.07	\$512.98	\$169.59	\$150.00	\$403.07	\$1,412.55	-	\$756.76	-	-	\$703.68
	<b>Total</b>	<b>\$829.78</b>	<b>\$479.66</b>	<b>\$156.58</b>	<b>\$648.60</b>	<b>\$382.03</b>	<b>\$1,203.40</b>	<b>\$2,251.82</b>	<b>\$756.76</b>	<b>\$0.00</b>	<b>\$408.04</b>	<b>\$613.63</b>
3	Doddridge	\$1,281.87	\$565.16	\$118.70	\$1,251.42	\$379.01	\$1,597.11	-	-	-	\$151.88	\$852.03
	Pleasants	\$1,304.14	\$691.71	\$222.68	\$940.61	\$526.87	\$1,462.99	-	\$1,392.12	-	\$350.39	\$1,050.19
	Ritchie	\$1,193.64	\$748.91	\$135.24	\$1,346.13	\$790.83	\$1,469.88	-	-	-	\$286.16	\$1,134.63
	<b>Total</b>	<b>\$1,256.55</b>	<b>\$671.26</b>	<b>\$140.44</b>	<b>\$1,073.70</b>	<b>\$436.83</b>	<b>\$1,503.86</b>	<b>\$0.00</b>	<b>\$1,392.12</b>	<b>\$0.00</b>	<b>\$214.39</b>	<b>\$1,006.56</b>
4	Wirt	\$1,677.37	\$772.56	-	-	\$590.59	\$1,167.34	\$2,817.33	-	-	-	\$1,181.69
	Wood	\$1,894.87	\$301.45	\$85.20	\$716.21	\$779.27	\$1,323.54	\$6,398.58	\$1,552.16	-	\$514.00	\$1,048.46
	<b>Total</b>	<b>\$1,889.57</b>	<b>\$307.20</b>	<b>\$85.20</b>	<b>\$716.21</b>	<b>\$727.81</b>	<b>\$1,313.61</b>	<b>\$4,607.96</b>	<b>\$1,552.16</b>	<b>\$0.00</b>	<b>\$514.00</b>	<b>\$1,054.24</b>
5	Calhoun	\$1,113.55	\$502.81	\$178.28	\$5,137.40	\$532.40	\$1,000.54	-	\$2,823.66	-	-	\$1,300.43
	Jackson	\$1,487.85	\$523.67	\$471.67	\$955.67	\$654.52	\$1,174.25	\$4,124.82	\$795.25	-	\$557.91	\$1,111.35
	Mason	\$934.20	\$309.34	\$146.49	\$1,389.06	\$492.29	\$1,684.97	\$4,208.95	\$1,831.73	-	\$194.63	\$788.85
	Roane	\$1,159.01	\$397.02	-	\$559.08	\$404.92	\$1,049.64	-	\$1,281.29	-	\$1,749.19	\$921.08
	<b>Total</b>	<b>\$1,134.95</b>	<b>\$344.81</b>	<b>\$343.72</b>	<b>\$1,290.15</b>	<b>\$519.22</b>	<b>\$1,246.88</b>	<b>\$4,152.86</b>	<b>\$1,268.25</b>	<b>\$0.00</b>	<b>\$356.13</b>	<b>\$949.14</b>
6	Cabell	\$1,532.39	\$419.54	\$79.92	\$309.94	\$388.52	\$938.91	\$2,145.91	\$2,296.51	-	\$292.80	\$677.10
	<b>Total</b>	<b>\$1,532.39</b>	<b>\$419.54</b>	<b>\$79.92</b>	<b>\$309.94</b>	<b>\$388.52</b>	<b>\$938.91</b>	<b>\$2,145.91</b>	<b>\$2,296.51</b>	<b>\$0.00</b>	<b>\$292.80</b>	<b>\$677.10</b>
7	Logan	\$833.95	\$309.92	-	\$1,419.21	\$693.89	\$1,183.85	\$3,075.28	\$3,576.06	-	\$610.28	\$664.52
	<b>Total</b>	<b>\$833.95</b>	<b>\$309.92</b>	<b>\$0.00</b>	<b>\$1,419.21</b>	<b>\$693.89</b>	<b>\$1,183.85</b>	<b>\$3,075.28</b>	<b>\$3,576.06</b>	<b>\$0.00</b>	<b>\$610.28</b>	<b>\$664.52</b>
8	McDowell	\$1,028.23	\$489.10	\$311.53	\$1,160.50	-	\$1,605.40	\$771.75	\$1,877.99	-	\$72.40	\$1,107.73
	<b>Total</b>	<b>\$1,028.23</b>	<b>\$489.10</b>	<b>\$311.53</b>	<b>\$1,160.50</b>	<b>\$0.00</b>	<b>\$1,605.40</b>	<b>\$771.75</b>	<b>\$1,877.99</b>	<b>\$0.00</b>	<b>\$72.40</b>	<b>\$1,107.73</b>
9	Mercer	\$1,565.11	\$464.26	\$132.38	\$1,292.74	\$500.50	\$1,340.94	\$2,613.84	\$2,105.98	\$921.84	\$314.72	\$1,179.70
	<b>Total</b>	<b>\$1,565.11</b>	<b>\$464.26</b>	<b>\$132.38</b>	<b>\$1,292.74</b>	<b>\$500.50</b>	<b>\$1,340.94</b>	<b>\$2,613.84</b>	<b>\$2,105.98</b>	<b>\$921.84</b>	<b>\$314.72</b>	<b>\$1,179.70</b>
10	Raleigh	\$1,309.94	\$492.39	\$85.26	\$436.42	\$703.13	\$1,174.96	\$2,063.70	\$2,537.73	-	\$499.36	\$1,055.38
	<b>Total</b>	<b>\$1,309.94</b>	<b>\$492.39</b>	<b>\$85.26</b>	<b>\$436.42</b>	<b>\$703.13</b>	<b>\$1,174.96</b>	<b>\$2,063.70</b>	<b>\$2,537.73</b>	<b>\$0.00</b>	<b>\$499.36</b>	<b>\$1,055.38</b>
11	Greenbrier	\$1,575.05	\$357.64	\$220.88	\$958.95	\$434.23	\$1,880.57	\$2,081.38	\$2,288.92	-	\$884.24	\$1,502.30
	Pocahontas	\$1,770.71	\$483.46	-	\$896.00	-	\$1,897.08	-	-	-	\$436.60	\$1,373.97
	<b>Total</b>	<b>\$1,620.20</b>	<b>\$418.58</b>	<b>\$220.88</b>	<b>\$948.46</b>	<b>\$434.23</b>	<b>\$1,883.80</b>	<b>\$2,081.38</b>	<b>\$2,288.92</b>	<b>\$0.00</b>	<b>\$794.71</b>	<b>\$1,471.36</b>
12	Fayette	\$1,629.10	\$351.28	-	\$979.55	\$664.85	\$1,544.84	\$3,069.50	\$1,840.46	\$64.00	\$181.66	\$1,409.90
	<b>Total</b>	<b>\$1,629.10</b>	<b>\$351.28</b>	<b>\$0.00</b>	<b>\$979.55</b>	<b>\$664.85</b>	<b>\$1,544.84</b>	<b>\$3,069.50</b>	<b>\$1,840.46</b>	<b>\$64.00</b>	<b>\$181.66</b>	<b>\$1,409.90</b>

PUBLIC DEFENDER SERVICES APPOINTED COUNSEL AVERAGE COST BY CASE TYPE (\$) WITHOUT SUPPLEMENTALS AND DIRECT EXPENSES FISCAL YEAR 2022												
Circuit	County	Felony	Misdemeanor	Mental Hygiene	Juvenile	Parole Probation Revocation	Termin/Abuse & Neglect	Habeas	Supreme Court	Municipal Court	Other	Average Cost per Case
13	Kanawha	\$737.40	\$339.72	-	\$671.39	\$413.97	\$872.34	\$2,044.09	\$986.60	\$329.62	\$372.59	\$735.80
	<b>Total</b>	<b>\$737.40</b>	<b>\$339.72</b>	<b>\$0.00</b>	<b>\$671.39</b>	<b>\$413.97</b>	<b>\$872.34</b>	<b>\$2,044.09</b>	<b>\$986.60</b>	<b>\$329.62</b>	<b>\$372.59</b>	<b>\$735.80</b>
14	Braxton	\$971.00	\$365.76	\$53.88	\$862.72	\$456.76	\$1,552.86	\$1,451.29	\$1,374.04	-	\$298.82	\$902.31
	Clay	\$668.17	\$261.45	\$56.00	\$442.41	\$385.81	\$1,461.63	\$758.06	\$910.98	-	\$238.64	\$710.81
	Gilmer	\$811.73	\$417.11	\$264.55	\$2,353.86	\$769.63	\$1,847.09	\$2,987.04	\$997.84	-	\$203.72	\$1,101.34
	Webster	\$892.54	\$282.93	\$170.54	\$1,618.26	\$699.14	\$1,261.81	\$1,318.33	\$763.07	-	\$708.45	\$831.07
	<b>Total</b>	<b>\$841.55</b>	<b>\$324.48</b>	<b>\$87.05</b>	<b>\$1,380.21</b>	<b>\$503.45</b>	<b>\$1,511.67</b>	<b>\$1,434.63</b>	<b>\$1,086.25</b>	<b>\$0.00</b>	<b>\$298.59</b>	<b>\$873.80</b>
15	Harrison	\$1,212.35	\$471.79	\$89.88	\$408.99	\$477.09	\$1,033.73	\$1,936.11	\$1,097.90	-	\$156.93	\$779.01
	<b>Total</b>	<b>\$1,212.35</b>	<b>\$471.79</b>	<b>\$89.88</b>	<b>\$408.99</b>	<b>\$477.09</b>	<b>\$1,033.73</b>	<b>\$1,936.11</b>	<b>\$1,097.90</b>	<b>\$0.00</b>	<b>\$156.93</b>	<b>\$779.01</b>
16	Marion	\$937.36	\$413.38	\$221.65	\$747.87	\$478.85	\$1,207.15	\$3,347.37	\$2,024.09	\$362.02	\$348.06	\$766.22
	<b>Total</b>	<b>\$937.36</b>	<b>\$413.38</b>	<b>\$221.65</b>	<b>\$747.87</b>	<b>\$478.85</b>	<b>\$1,207.15</b>	<b>\$3,347.37</b>	<b>\$2,024.09</b>	<b>\$362.02</b>	<b>\$348.06</b>	<b>\$766.22</b>
17	Monongalia	\$982.46	\$507.24	\$125.19	\$855.65	\$473.36	\$1,128.54	\$1,978.35	\$2,465.80	\$364.04	\$461.44	\$733.15
	<b>Total</b>	<b>\$982.46</b>	<b>\$507.24</b>	<b>\$125.19</b>	<b>\$855.65</b>	<b>\$473.36</b>	<b>\$1,128.54</b>	<b>\$1,978.35</b>	<b>\$2,465.80</b>	<b>\$364.04</b>	<b>\$461.44</b>	<b>\$733.15</b>
18	Preston	\$1,643.42	\$456.80	-	\$639.69	\$541.52	\$1,112.98	\$6,768.18	\$2,614.12	\$750.32	\$901.74	\$1,139.42
	<b>Total</b>	<b>\$1,643.42</b>	<b>\$456.80</b>	<b>\$0.00</b>	<b>\$639.69</b>	<b>\$541.52</b>	<b>\$1,112.98</b>	<b>\$6,768.18</b>	<b>\$2,614.12</b>	<b>\$750.32</b>	<b>\$901.74</b>	<b>\$1,139.42</b>
19	Barbour	\$889.02	\$285.25	\$375.04	\$798.60	\$449.62	\$1,123.19	-	\$1,304.98	-	\$222.03	\$829.38
	Taylor	\$724.22	\$330.10	\$185.78	\$137.71	\$387.67	\$714.16	\$1,639.15	\$1,822.35	-	\$123.65	\$577.72
	<b>Total</b>	<b>\$824.77</b>	<b>\$303.58</b>	<b>\$252.02</b>	<b>\$615.02</b>	<b>\$421.94</b>	<b>\$958.03</b>	<b>\$1,639.15</b>	<b>\$1,464.17</b>	<b>\$0.00</b>	<b>\$137.71</b>	<b>\$725.16</b>
20	Randolph	\$995.55	\$439.65	\$169.05	\$898.08	\$398.40	\$1,177.45	\$929.65	\$1,541.09	\$279.20	\$273.11	\$779.40
	<b>Total</b>	<b>\$995.55</b>	<b>\$439.65</b>	<b>\$169.05</b>	<b>\$898.08</b>	<b>\$398.40</b>	<b>\$1,177.45</b>	<b>\$929.65</b>	<b>\$1,541.09</b>	<b>\$279.20</b>	<b>\$273.11</b>	<b>\$779.40</b>
21	Grant	\$974.90	\$403.98	\$166.22	\$536.78	\$293.16	\$1,043.28	-	\$4,434.78	-	-	\$691.40
	Mineral	\$1,421.41	\$262.09	\$218.24	\$218.62	\$236.19	\$1,249.88	\$811.77	\$2,209.83	-	\$278.79	\$613.57
	Tucker	\$2,111.42	\$448.06	-	\$827.27	\$782.76	\$1,729.03	-	\$1,769.32	-	\$204.88	\$1,206.48
	<b>Total</b>	<b>\$1,339.13</b>	<b>\$315.43</b>	<b>\$184.80</b>	<b>\$400.10</b>	<b>\$281.28</b>	<b>\$1,193.55</b>	<b>\$811.77</b>	<b>\$3,175.47</b>	<b>\$0.00</b>	<b>\$265.36</b>	<b>\$688.56</b>
22	Hampshire	\$767.69	\$289.04	\$135.59	\$912.41	\$283.71	\$1,612.80	-	\$975.75	-	\$133.76	\$632.15
	Hardy	\$909.18	\$400.43	\$162.54	\$1,519.78	\$251.00	\$1,419.01	\$1,290.15	\$964.95	-	\$116.90	\$739.16
	Pendleton	\$1,330.90	\$386.33	\$114.18	\$2,684.08	\$333.13	\$2,078.15	-	-	-	\$112.42	\$981.59
	<b>Total</b>	<b>\$888.77</b>	<b>\$345.05</b>	<b>\$145.63</b>	<b>\$1,336.72</b>	<b>\$281.25</b>	<b>\$1,552.62</b>	<b>\$1,290.15</b>	<b>\$973.95</b>	<b>\$0.00</b>	<b>\$129.16</b>	<b>\$705.46</b>
23	Berkeley	\$1,055.90	\$292.07	-	\$880.13	\$471.34	\$1,476.11	\$4,052.50	\$1,730.21	-	\$319.22	\$1,013.99
	Jefferson	\$1,421.23	\$315.57	-	\$1,871.23	\$381.20	\$1,690.92	\$3,198.16	\$3,549.16	-	\$289.39	\$1,284.81
	Morgan	\$1,358.49	\$529.23	\$520.00	\$947.78	\$796.14	\$1,923.11	\$1,739.44	\$1,541.05	-	-	\$1,368.62
	<b>Total</b>	<b>\$1,138.05</b>	<b>\$314.55</b>	<b>\$520.00</b>	<b>\$1,017.52</b>	<b>\$490.41</b>	<b>\$1,559.31</b>	<b>\$3,504.46</b>	<b>\$1,891.81</b>	<b>\$0.00</b>	<b>\$313.25</b>	<b>\$1,090.51</b>
24	Wayne	\$1,038.81	\$395.18	\$160.71	\$336.79	\$388.50	\$869.23	\$2,227.27	\$2,144.10	\$540.63	\$162.00	\$837.16
	<b>Total</b>	<b>\$1,038.81</b>	<b>\$395.18</b>	<b>\$160.71</b>	<b>\$336.79</b>	<b>\$388.50</b>	<b>\$869.23</b>	<b>\$2,227.27</b>	<b>\$2,144.10</b>	<b>\$540.63</b>	<b>\$162.00</b>	<b>\$837.16</b>

PUBLIC DEFENDER SERVICES APPOINTED COUNSEL AVERAGE COST BY CASE TYPE (\$) WITHOUT SUPPLEMENTALS AND DIRECT EXPENSES FISCAL YEAR 2022												
Circuit	County	Felony	Misdemeanor	Mental Hygiene	Juvenile	Parole Probation Revocation	Termin/Abuse & Neglect	Habeas	Supreme Court	Municipal Court	Other	Average Cost per Case
25	Boone	\$627.61	\$198.57	\$132.00	\$445.66	\$358.18	\$830.20	-	\$2,491.69	-	\$824.64	\$653.09
	Lincoln	\$932.48	\$432.92	\$138.08	\$1,632.49	\$342.00	\$1,626.65	\$712.23	-	-	\$346.55	\$1,264.76
	<b>Total</b>	<b>\$749.13</b>	<b>\$262.35</b>	<b>\$137.70</b>	<b>\$529.24</b>	<b>\$343.47</b>	<b>\$1,163.57</b>	<b>\$712.23</b>	<b>\$2,491.69</b>	<b>\$0.00</b>	<b>\$551.45</b>	<b>\$891.03</b>
26	Lewis	\$1,074.44	\$349.26	\$157.24	\$615.93	\$259.56	\$986.59	\$2,559.92	\$1,419.61	-	\$523.78	\$419.17
	Upshur	\$981.86	\$328.11	\$200.02	\$803.95	\$305.70	\$926.10	\$3,772.86	\$2,727.60	-	\$192.67	\$638.89
	<b>Total</b>	<b>\$1,018.24</b>	<b>\$337.29</b>	<b>\$158.51</b>	<b>\$709.94</b>	<b>\$283.53</b>	<b>\$961.64</b>	<b>\$3,287.68</b>	<b>\$1,681.21</b>	<b>\$0.00</b>	<b>\$345.49</b>	<b>\$497.04</b>
27	Wyoming	\$860.00	\$358.69	\$188.60	\$586.61	\$774.53	\$1,026.17	-	\$1,119.14	-	\$223.44	\$662.48
	<b>Total</b>	<b>\$860.00</b>	<b>\$358.69</b>	<b>\$188.60</b>	<b>\$586.61</b>	<b>\$774.53</b>	<b>\$1,026.17</b>	<b>\$0.00</b>	<b>\$1,119.14</b>	<b>\$0.00</b>	<b>\$223.44</b>	<b>\$662.48</b>
28	Nicholas	\$1,207.26	\$470.38	\$107.15	\$2,133.00	\$839.26	\$1,454.63	\$1,412.74	\$1,586.58	-	\$542.86	\$1,300.09
	<b>Total</b>	<b>\$1,207.26</b>	<b>\$470.38</b>	<b>\$107.15</b>	<b>\$2,133.00</b>	<b>\$839.26</b>	<b>\$1,454.63</b>	<b>\$1,412.74</b>	<b>\$1,586.58</b>	<b>\$0.00</b>	<b>\$542.86</b>	<b>\$1,300.09</b>
29	Putnam	\$878.29	\$443.05	\$171.50	\$944.75	\$437.64	\$1,215.59	\$512.73	\$889.77	-	\$305.92	\$730.11
	<b>Total</b>	<b>\$878.29</b>	<b>\$443.05</b>	<b>\$171.50</b>	<b>\$944.75</b>	<b>\$437.64</b>	<b>\$1,215.59</b>	<b>\$512.73</b>	<b>\$889.77</b>	<b>\$0.00</b>	<b>\$305.92</b>	<b>\$730.11</b>
30	Mingo	\$1,106.34	\$385.42	\$330.00	\$2,998.89	\$987.76	\$1,709.52	\$439.46	\$2,886.73	-	\$891.60	\$1,244.40
	<b>Total</b>	<b>\$1,106.34</b>	<b>\$385.42</b>	<b>\$330.00</b>	<b>\$2,998.89</b>	<b>\$987.76</b>	<b>\$1,709.52</b>	<b>\$439.46</b>	<b>\$2,886.73</b>	<b>\$0.00</b>	<b>\$891.60</b>	<b>\$1,244.40</b>
31	Monroe	\$991.97	\$302.01	\$153.23	\$898.89	-	\$970.44	-	\$1,575.75	-	\$404.96	\$690.20
	Summers	\$1,401.05	\$290.41	\$174.55	\$1,251.25	\$292.00	\$979.30	\$3,158.01	\$1,609.77	-	-	\$897.23
	<b>Total</b>	<b>\$1,209.41</b>	<b>\$296.33</b>	<b>\$169.47</b>	<b>\$1,107.10</b>	<b>\$292.00</b>	<b>\$977.00</b>	<b>\$3,158.01</b>	<b>\$1,598.43</b>	<b>\$0.00</b>	<b>\$404.96</b>	<b>\$809.64</b>
<b>STATE AVERAGES</b>		<b>\$1,094.61</b>	<b>\$394.50</b>	<b>\$135.48</b>	<b>\$903.50</b>	<b>\$441.75</b>	<b>\$1,199.13</b>	<b>\$2,352.57</b>	<b>\$1,588.08</b>	<b>\$349.18</b>	<b>\$322.09</b>	<b>\$854.92</b>

**PUBLIC DEFENDER SERVICES  
APPOINTED COUNSEL STATEWIDE AVERAGE COSTS BY CASE TYPE  
WITHOUT DIRECT EXPENSES AND SUPPLEMENTALS  
FY 2023**

Felony	\$1,173.81
Misdemeanor	\$429.17
Mental Hygiene	\$156.38
Juvenile	\$1,005.79
Parole/Prob. Rev.	\$530.85
Term/Abuse & Neglect	\$1,618.36
Habeas	\$3,027.77
Supreme Court	\$2,080.72
Municipal Court	\$353.82
Other	\$422.04
<b>Statewide Average</b>	<b>\$1,021.04</b>

PUBLIC DEFENDER SERVICES APPOINTED COUNSEL AVERAGE COST BY CASE TYPE (\$) WITHOUT SUPPLEMENTALS AND DIRECT EXPENSES FISCAL YEAR 2023												
Circuit	County	Felony	Misdemeanor	Mental Hygiene	Juvenile	Parole Probation Revocation	Termin/Abuse & Neglect	Habeas	Supreme Court	Municipal Court	Other	Average Cost per Case
1	Brooke	\$1,743.95	\$798.93	\$184.95	\$886.11	\$954.07	\$3,107.41	-	-	-	\$713.42	\$1,971.27
	Hancock	\$1,528.69	\$662.51	\$192.40	\$1,190.39	\$636.70	\$2,447.96	\$739.95	-	\$316.06	\$281.99	\$1,470.53
	Ohio	\$1,268.04	\$444.33	\$116.64	\$1,582.82	\$802.04	\$2,205.72	\$8,497.87	\$4,222.34	-	\$50.82	\$1,866.38
	<b>Total</b>	<b>\$1,473.18</b>	<b>\$639.95</b>	<b>\$138.24</b>	<b>\$1,191.81</b>	<b>\$833.54</b>	<b>\$2,408.47</b>	<b>\$7,204.89</b>	<b>\$4,222.34</b>	<b>\$316.06</b>	<b>\$408.33</b>	<b>\$1,787.17</b>
2	Marshall	\$876.90	\$378.28	\$165.83	\$585.33	\$724.63	\$971.70	\$5,901.01	\$1,534.67	\$78.00	\$824.75	\$540.94
	Tyler	\$1,390.11	\$553.96	\$256.92	\$730.48	\$481.67	\$1,209.12	-	-	-	-	\$947.35
	Wetzel	\$1,424.79	\$538.83	\$147.71	\$822.44	\$688.24	\$1,329.52	\$711.09	\$1,584.46	-	\$544.69	\$996.29
	<b>Total</b>	<b>\$1,127.64</b>	<b>\$463.92</b>	<b>\$167.08</b>	<b>\$652.71</b>	<b>\$625.94</b>	<b>\$1,144.33</b>	<b>\$3,306.05</b>	<b>\$1,559.57</b>	<b>\$78.00</b>	<b>\$684.72</b>	<b>\$726.97</b>
3	Doddridge	\$1,638.40	\$626.52	\$115.75	\$939.44	\$331.84	\$1,749.25	\$420.25	-	-	\$135.29	\$1,084.97
	Pleasants	\$980.84	\$708.49	\$133.25	\$1,029.20	\$372.83	\$1,528.03	\$259.05	-	-	\$229.11	\$999.64
	Ritchie	\$1,403.07	\$750.05	\$174.08	\$953.37	\$255.73	\$2,166.65	-	\$2,952.60	-	\$186.63	\$1,283.94
	<b>Total</b>	<b>\$1,364.56</b>	<b>\$701.76</b>	<b>\$144.00</b>	<b>\$976.84</b>	<b>\$335.54</b>	<b>\$1,796.83</b>	<b>\$339.65</b>	<b>\$2,952.60</b>	<b>\$0.00</b>	<b>\$165.32</b>	<b>\$1,122.19</b>
4	Wirt	\$600.78	\$855.00	-	-	\$431.00	\$1,104.05	-	-	-	-	\$1,022.48
	Wood	\$1,715.93	\$459.38	\$763.51	\$872.01	\$798.46	\$1,244.96	\$2,891.81	\$3,000.85	-	\$823.13	\$1,231.16
	<b>Total</b>	<b>\$1,703.87</b>	<b>\$466.94</b>	<b>\$763.51</b>	<b>\$872.01</b>	<b>\$724.97</b>	<b>\$1,238.39</b>	<b>\$2,891.81</b>	<b>\$3,000.85</b>	<b>\$0.00</b>	<b>\$823.13</b>	<b>\$1,223.66</b>
5	Calhoun	\$1,710.49	\$570.43	-	\$1,475.41	\$363.85	\$1,287.96	-	\$439.11	-	\$440.50	\$1,263.45
	Jackson	\$1,128.89	\$473.82	\$377.00	\$1,350.45	\$477.73	\$1,535.83	-	\$1,962.61	-	\$1,077.52	\$1,172.86
	Mason	\$847.26	\$290.65	\$150.49	\$1,486.12	\$455.10	\$1,683.14	\$5,096.54	\$2,062.39	-	\$302.57	\$939.30
	Roane	\$1,032.73	\$326.05	\$420.14	\$987.85	\$512.55	\$1,088.73	\$4,337.76	\$1,031.49	-	\$102.00	\$982.36
	<b>Total</b>	<b>\$1,044.06</b>	<b>\$334.46</b>	<b>\$308.57</b>	<b>\$1,369.37</b>	<b>\$460.66</b>	<b>\$1,451.02</b>	<b>\$4,590.68</b>	<b>\$1,550.22</b>	<b>\$0.00</b>	<b>\$385.20</b>	<b>\$1,036.30</b>
6	Cabell	\$1,188.58	\$329.03	\$86.04	\$431.73	\$409.64	\$1,266.09	\$1,964.00	\$1,266.66	\$546.57	\$210.38	\$660.16
	<b>Total</b>	<b>\$1,188.58</b>	<b>\$329.03</b>	<b>\$86.04</b>	<b>\$431.73</b>	<b>\$409.64</b>	<b>\$1,266.09</b>	<b>\$1,964.00</b>	<b>\$1,266.66</b>	<b>\$546.57</b>	<b>\$210.38</b>	<b>\$660.16</b>
7	Logan	\$973.83	\$376.35	-	\$1,203.44	\$1,329.50	\$1,770.29	\$565.16	-	-	\$1,175.42	\$913.31
	<b>Total</b>	<b>\$973.83</b>	<b>\$376.35</b>	<b>\$0.00</b>	<b>\$1,203.44</b>	<b>\$1,329.50</b>	<b>\$1,770.29</b>	<b>\$565.16</b>	<b>\$0.00</b>	<b>\$0.00</b>	<b>\$1,175.42</b>	<b>\$913.31</b>
8	McDowell	\$1,431.95	\$695.04	-	\$1,393.11	\$433.20	\$2,975.16	\$3,954.79	\$2,698.76	-	\$530.11	\$1,785.84
	<b>Total</b>	<b>\$1,431.95</b>	<b>\$695.04</b>	<b>\$0.00</b>	<b>\$1,393.11</b>	<b>\$433.20</b>	<b>\$2,975.16</b>	<b>\$3,954.79</b>	<b>\$2,698.76</b>	<b>\$0.00</b>	<b>\$530.11</b>	<b>\$1,785.84</b>
9	Mercer	\$1,590.75	\$574.86	\$166.47	\$1,321.40	\$537.72	\$2,085.53	\$3,346.41	\$2,110.82	\$348.36	\$392.67	\$1,354.15
	<b>Total</b>	<b>\$1,590.75</b>	<b>\$574.86</b>	<b>\$166.47</b>	<b>\$1,321.40</b>	<b>\$537.72</b>	<b>\$2,085.53</b>	<b>\$3,346.41</b>	<b>\$2,110.82</b>	<b>\$348.36</b>	<b>\$392.67</b>	<b>\$1,354.15</b>
10	Raleigh	\$1,606.36	\$497.95	\$154.44	\$836.78	\$924.96	\$1,843.94	\$2,584.77	\$9,099.50	\$261.03	\$1,357.98	\$1,443.06
	<b>Total</b>	<b>\$1,606.36</b>	<b>\$497.95</b>	<b>\$154.44</b>	<b>\$836.78</b>	<b>\$924.96</b>	<b>\$1,843.94</b>	<b>\$2,584.77</b>	<b>\$9,099.50</b>	<b>\$261.03</b>	<b>\$1,357.98</b>	<b>\$1,443.06</b>
11	Greenbrier	\$2,030.58	\$404.51	\$238.57	\$1,283.87	\$874.68	\$2,511.49	\$1,599.12	\$2,212.09	\$370.41	\$984.00	\$1,837.22
	Pocahontas	\$2,451.12	\$543.37	-	\$846.47	\$210.67	\$1,901.92	-	\$1,869.71	-	\$436.33	\$1,659.47
	<b>Total</b>	<b>\$2,140.43</b>	<b>\$460.05</b>	<b>\$238.57</b>	<b>\$1,138.07</b>	<b>\$693.58</b>	<b>\$2,299.46</b>	<b>\$1,599.12</b>	<b>\$2,126.49</b>	<b>\$370.41</b>	<b>\$655.40</b>	<b>\$1,781.00</b>
12	Fayette	\$2,752.19	\$351.58	-	\$4,820.63	\$903.81	\$1,800.13	\$1,740.62	\$5,343.66	\$152.59	-	\$1,915.24
	<b>Total</b>	<b>\$2,752.19</b>	<b>\$351.58</b>	<b>\$0.00</b>	<b>\$4,820.63</b>	<b>\$903.81</b>	<b>\$1,800.13</b>	<b>\$1,740.62</b>	<b>\$5,343.66</b>	<b>\$152.59</b>	<b>\$0.00</b>	<b>\$1,915.24</b>

PUBLIC DEFENDER SERVICES APPOINTED COUNSEL AVERAGE COST BY CASE TYPE (\$) WITHOUT SUPPLEMENTALS AND DIRECT EXPENSES FISCAL YEAR 2023												
Circuit	County	Felony	Misdemeanor	Mental Hygiene	Juvenile	Parole Probation Revocation	Termin/Abuse & Neglect	Habeas	Supreme Court	Municipal Court	Other	Average Cost per Case
13	Kanawha	\$624.88	\$375.83	-	\$632.48	\$463.20	\$1,308.96	\$1,760.96	\$1,154.95	\$350.14	\$422.83	\$780.25
	<b>Total</b>	<b>\$624.88</b>	<b>\$375.83</b>	<b>\$0.00</b>	<b>\$632.48</b>	<b>\$463.20</b>	<b>\$1,308.96</b>	<b>\$1,760.96</b>	<b>\$1,154.95</b>	<b>\$350.14</b>	<b>\$422.83</b>	<b>\$780.25</b>
14	Braxton	\$1,277.30	\$304.53	\$94.12	\$1,211.59	\$340.69	\$1,675.05	\$995.61	\$1,122.35	\$449.08	\$304.87	\$1,020.77
	Clay	\$1,120.56	\$254.78	\$36.00	\$2,643.84	\$347.91	\$1,756.19	\$1,859.45	\$844.78	-	\$189.02	\$904.92
	Gilmer	\$958.32	\$360.72	-	\$1,423.58	\$507.38	\$1,951.62	\$863.58	\$3,186.12	-	\$183.08	\$1,023.69
	Webster	\$1,072.71	\$301.75	\$185.60	\$1,672.57	\$609.21	\$1,319.25	\$931.03	\$2,027.15	-	\$1,001.91	\$971.26
	<b>Total</b>	<b>\$1,144.11</b>	<b>\$296.53</b>	<b>\$108.11</b>	<b>\$1,516.44</b>	<b>\$394.38</b>	<b>\$1,645.05</b>	<b>\$1,054.44</b>	<b>\$1,454.17</b>	<b>\$449.08</b>	<b>\$414.02</b>	<b>\$984.61</b>
15	Harrison	\$1,475.11	\$652.30	\$90.69	\$434.38	\$536.83	\$1,207.74	\$4,067.63	\$822.30	-	\$110.00	\$1,036.77
	<b>Total</b>	<b>\$1,475.11</b>	<b>\$652.30</b>	<b>\$90.69</b>	<b>\$434.38</b>	<b>\$536.83</b>	<b>\$1,207.74</b>	<b>\$4,067.63</b>	<b>\$822.30</b>	<b>\$0.00</b>	<b>\$110.00</b>	<b>\$1,036.77</b>
16	Marion	\$1,070.94	\$414.27	\$246.37	\$918.34	\$547.79	\$1,738.46	\$3,111.75	\$2,406.79	\$399.35	\$646.34	\$884.67
	<b>Total</b>	<b>\$1,070.94</b>	<b>\$414.27</b>	<b>\$246.37</b>	<b>\$918.34</b>	<b>\$547.79</b>	<b>\$1,738.46</b>	<b>\$3,111.75</b>	<b>\$2,406.79</b>	<b>\$399.35</b>	<b>\$646.34</b>	<b>\$884.67</b>
17	Monongalia	\$1,221.61	\$573.19	\$156.07	\$2,113.61	\$659.15	\$1,776.86	\$2,642.98	\$2,906.88	\$502.36	\$411.60	\$971.05
	<b>Total</b>	<b>\$1,221.61</b>	<b>\$573.19</b>	<b>\$156.07</b>	<b>\$2,113.61</b>	<b>\$659.15</b>	<b>\$1,776.86</b>	<b>\$2,642.98</b>	<b>\$2,906.88</b>	<b>\$502.36</b>	<b>\$411.60</b>	<b>\$971.05</b>
18	Preston	\$2,053.90	\$533.05	\$52.00	\$1,132.92	\$403.86	\$1,925.68	\$2,557.71	\$2,547.96	-	\$427.15	\$1,774.21
	<b>Total</b>	<b>\$2,053.90</b>	<b>\$533.05</b>	<b>\$52.00</b>	<b>\$1,132.92</b>	<b>\$403.86</b>	<b>\$1,925.68</b>	<b>\$2,557.71</b>	<b>\$2,547.96</b>	<b>\$0.00</b>	<b>\$427.15</b>	<b>\$1,774.21</b>
19	Barbour	\$955.30	\$396.55	\$144.00	\$515.27	\$750.99	\$1,443.05	-	\$1,817.23	-	\$1,516.02	\$966.11
	Taylor	\$1,385.91	\$336.92	\$182.93	\$438.76	\$615.18	\$1,216.99	\$2,145.54	\$130.00	-	\$109.88	\$875.82
	<b>Total</b>	<b>\$1,134.72</b>	<b>\$369.58</b>	<b>\$173.77</b>	<b>\$499.17</b>	<b>\$662.71</b>	<b>\$1,345.28</b>	<b>\$2,145.54</b>	<b>\$1,395.43</b>	<b>\$0.00</b>	<b>\$537.84</b>	<b>\$926.06</b>
20	Randolph	\$1,026.11	\$461.21	\$177.49	\$988.55	\$557.23	\$1,481.75	\$1,954.97	\$1,535.74	\$274.92	\$256.31	\$880.40
	<b>Total</b>	<b>\$1,026.11</b>	<b>\$461.21</b>	<b>\$177.49</b>	<b>\$988.55</b>	<b>\$557.23</b>	<b>\$1,481.75</b>	<b>\$1,954.97</b>	<b>\$1,535.74</b>	<b>\$274.92</b>	<b>\$256.31</b>	<b>\$880.40</b>
21	Grant	\$1,133.74	\$346.97	\$170.55	\$402.38	\$563.56	\$1,405.99	\$4,954.05	\$1,580.08	-	\$372.08	\$836.27
	Mineral	\$928.44	\$287.12	\$239.38	\$334.58	\$283.52	\$1,646.31	-	\$1,858.81	-	\$184.57	\$659.84
	Tucker	\$926.30	\$561.15	-	\$638.30	\$295.69	\$1,510.66	-	\$1,626.75	-	-	\$831.96
	<b>Total</b>	<b>\$1,006.23</b>	<b>\$329.51</b>	<b>\$192.06</b>	<b>\$412.73</b>	<b>\$380.62</b>	<b>\$1,535.58</b>	<b>\$4,954.05</b>	<b>\$1,673.05</b>	<b>\$0.00</b>	<b>\$259.58</b>	<b>\$737.33</b>
22	Hampshire	\$1,177.40	\$365.58	\$166.71	\$1,009.49	\$339.59	\$2,329.74	\$3,221.00	-	-	\$134.73	\$961.90
	Hardy	\$817.41	\$366.32	\$217.00	\$1,332.82	\$373.26	\$1,758.56	-	\$755.31	-	\$190.35	\$880.99
	Pendleton	\$1,118.19	\$501.38	\$256.00	\$5,430.31	\$703.51	\$1,931.94	-	-	-	\$333.82	\$1,039.13
	<b>Total</b>	<b>\$1,034.48</b>	<b>\$378.55</b>	<b>\$213.24</b>	<b>\$1,270.83</b>	<b>\$390.01</b>	<b>\$1,993.07</b>	<b>\$3,221.00</b>	<b>\$755.31</b>	<b>\$0.00</b>	<b>\$160.17</b>	<b>\$933.93</b>
23	Berkeley	\$876.62	\$366.33	-	\$1,317.03	\$458.32	\$1,815.77	\$2,306.85	\$3,744.87	\$374.00	\$1,578.10	\$1,086.24
	Jefferson	\$1,195.93	\$369.85	-	\$808.88	\$455.10	\$1,917.15	\$5,277.85	\$2,439.56	-	\$111.47	\$1,068.25
	Morgan	\$1,476.50	\$564.07	-	\$1,429.45	\$600.21	\$2,528.08	\$2,390.23	\$2,851.25	-	\$800.87	\$1,599.11
	<b>Total</b>	<b>\$966.45</b>	<b>\$380.01</b>	<b>\$0.00</b>	<b>\$1,264.68</b>	<b>\$467.31</b>	<b>\$1,884.94</b>	<b>\$2,714.10</b>	<b>\$3,195.14</b>	<b>\$374.00</b>	<b>\$1,107.45</b>	<b>\$1,118.75</b>
24	Wayne	\$949.63	\$343.01	\$116.60	\$454.93	\$406.61	\$998.63	\$370.80	\$1,908.09	-	\$389.22	\$871.91
	<b>Total</b>	<b>\$949.63</b>	<b>\$343.01</b>	<b>\$116.60</b>	<b>\$454.93</b>	<b>\$406.61</b>	<b>\$998.63</b>	<b>\$370.80</b>	<b>\$1,908.09</b>	<b>\$0.00</b>	<b>\$389.22</b>	<b>\$871.91</b>

PUBLIC DEFENDER SERVICES APPOINTED COUNSEL AVERAGE COST BY CASE TYPE (\$) WITHOUT SUPPLEMENTALS AND DIRECT EXPENSES FISCAL YEAR 2023												
Circuit	County	Felony	Misdemeanor	Mental Hygiene	Juvenile	Parole Probation Revocation	Termin/Abuse & Neglect	Habeas	Supreme Court	Municipal Court	Other	Average Cost per Case
25	Boone	\$1,055.35	\$236.70	-	\$559.11	\$418.00	\$1,364.17	\$7,082.84	\$1,377.05	-	\$321.53	\$992.33
	Lincoln	\$1,189.95	\$450.81	\$174.20	\$1,812.66	\$676.98	\$2,359.18	-	-	\$310.78	\$1,109.87	\$1,726.89
	<b>Total</b>	<b>\$1,101.76</b>	<b>\$267.29</b>	<b>\$174.20</b>	<b>\$704.87</b>	<b>\$655.40</b>	<b>\$1,743.50</b>	<b>\$9,507.74</b>	<b>\$1,377.05</b>	<b>\$310.78</b>	<b>\$884.63</b>	<b>\$1,244.06</b>
26	Lewis	\$1,282.89	\$372.06	\$210.91	\$667.98	\$434.57	\$1,177.29	\$1,778.10	\$2,454.80	-	\$307.11	\$566.04
	Upshur	\$916.03	\$376.18	\$164.60	\$815.70	\$365.42	\$1,039.70	\$4,808.44	\$2,006.93	-	\$416.67	\$710.46
	<b>Total</b>	<b>\$1,068.66</b>	<b>\$374.62</b>	<b>\$209.32</b>	<b>\$726.17</b>	<b>\$398.50</b>	<b>\$1,112.63</b>	<b>\$3,596.30</b>	<b>\$2,390.82</b>	<b>\$0.00</b>	<b>\$361.89</b>	<b>\$621.77</b>
27	Wyoming	\$1,192.01	\$431.15	-	\$919.93	\$789.66	\$1,661.49	-	\$3,284.28	-	\$1,042.27	\$964.84
	<b>Total</b>	<b>\$1,192.01</b>	<b>\$431.15</b>	<b>\$0.00</b>	<b>\$919.93</b>	<b>\$789.66</b>	<b>\$1,661.49</b>	<b>\$0.00</b>	<b>\$3,284.28</b>	<b>\$0.00</b>	<b>\$1,042.27</b>	<b>\$964.84</b>
28	Nicholas	\$959.68	\$393.63	-	\$1,040.29	\$323.58	\$2,363.75	\$5,420.84	\$580.62	-	\$348.38	\$1,625.53
	<b>Total</b>	<b>\$959.68</b>	<b>\$393.63</b>	<b>\$0.00</b>	<b>\$1,040.29</b>	<b>\$323.58</b>	<b>\$2,363.75</b>	<b>\$5,420.84</b>	<b>\$580.62</b>	<b>\$0.00</b>	<b>\$348.38</b>	<b>\$1,625.53</b>
29	Putnam	\$875.57	\$410.55	\$167.91	\$1,040.30	\$493.40	\$1,381.85	\$6,777.75	\$2,926.46	\$146.00	\$368.71	\$787.31
	<b>Total</b>	<b>\$875.57</b>	<b>\$410.55</b>	<b>\$167.91</b>	<b>\$1,040.30</b>	<b>\$493.40</b>	<b>\$1,381.85</b>	<b>\$6,777.75</b>	<b>\$2,926.46</b>	<b>\$146.00</b>	<b>\$368.71</b>	<b>\$787.31</b>
30	Mingo	\$1,130.76	\$878.27	\$129.00	\$2,332.69	\$1,530.89	\$2,235.73	\$273.06	-	\$490.38	\$544.40	\$1,572.86
	<b>Total</b>	<b>\$1,130.76</b>	<b>\$878.27</b>	<b>\$129.00</b>	<b>\$2,332.69</b>	<b>\$1,530.89</b>	<b>\$2,235.73</b>	<b>\$273.06</b>	<b>\$0.00</b>	<b>\$490.38</b>	<b>\$544.40</b>	<b>\$1,572.86</b>
31	Monroe	\$786.20	\$394.39	\$271.58	\$820.98	\$212.00	\$1,153.96	-	\$1,060.50	-	\$569.52	\$656.85
	Summers	\$1,381.45	\$350.45	\$215.09	\$1,013.06	\$428.54	\$1,068.37	-	\$1,275.46	-	\$1,266.84	\$918.87
	<b>Total</b>	<b>\$1,086.37</b>	<b>\$377.73</b>	<b>\$223.78</b>	<b>\$939.18</b>	<b>\$385.23</b>	<b>\$1,090.22</b>	<b>\$0.00</b>	<b>\$1,221.72</b>	<b>\$0.00</b>	<b>\$801.96</b>	<b>\$801.44</b>
<b>STATE AVERAGES</b>		<b>\$1,173.81</b>	<b>\$429.17</b>	<b>\$156.38</b>	<b>\$1,005.79</b>	<b>\$530.85</b>	<b>\$1,618.36</b>	<b>\$3,027.77</b>	<b>\$2,080.72</b>	<b>\$353.82</b>	<b>\$442.04</b>	<b>\$1,021.04</b>

**PUBLIC DEFENDER SERVICES**  
**APPOINTED COUNSEL STATEWIDE AVERAGE COSTS BY CASE TYPE**  
**WITHOUT DIRECT EXPENSES AND SUPPLEMENTALS**  
**FY 2024**

Felony	\$1,255.37
Misdemeanor	\$472.87
Mental Hygiene	\$163.30
Juvenile	\$1,033.88
Parole/Prob. Rev.	\$537.02
Term/Abuse & Neglect	\$1,654.17
Habeas	\$3,234.92
Supreme Court	\$1,979.33
Municipal Court	\$368.19
Other	\$455.26
<b>Statewide Average</b>	<b>\$1,097.73</b>

PUBLIC DEFENDER SERVICES APPOINTED COUNSEL AVERAGE COST BY CASE TYPE (\$) WITHOUT SUPPLEMENTALS AND DIRECT EXPENSES FISCAL YEAR 2024												
Circuit	County	Felony	Misdemeanor	Mental Hygiene	Juvenile	Parole Probation Revocation	Termin/Abuse & Neglect	Habeas	Supreme Court	Municipal Court	Other	Average Cost per Case
1	Brooke	\$1,375.90	\$684.45	\$177.79	\$1,058.74	\$595.42	\$3,017.16	-	\$797.78	-	\$499.13	\$1,710.08
	Hancock	\$2,281.09	\$388.02	\$247.36	\$1,622.57	\$551.61	\$3,797.68	-	-	\$346.09	\$1,176.47	\$2,266.85
	Ohio	\$1,590.81	\$387.84	\$120.70	\$1,115.57	\$560.89	\$2,268.80	\$46,274.42	\$1,701.87	-	\$316.64	\$1,823.21
	<b>Total</b>	<b>\$1,771.08</b>	<b>\$507.47</b>	<b>\$145.57</b>	<b>\$1,284.45</b>	<b>\$570.74</b>	<b>\$2,682.30</b>	<b>\$46,676.83</b>	<b>\$1,572.71</b>	<b>\$346.09</b>	<b>\$520.77</b>	<b>\$1,901.88</b>
2	Marshall	\$1,112.76	\$324.09	\$161.87	\$364.90	\$397.10	\$1,196.08	\$3,540.31	\$2,868.98	-	\$607.25	\$729.10
	Tyler	\$1,605.41	\$597.36	\$205.29	\$558.35	\$564.72	\$1,937.64	-	-	-	\$536.65	\$1,379.79
	Wetzel	\$1,266.09	\$365.20	\$181.25	\$1,095.18	\$447.64	\$1,469.86	\$1,961.21	\$4,375.72	-	\$1,034.63	\$1,202.23
	<b>Total</b>	<b>\$1,250.38</b>	<b>\$366.82</b>	<b>\$165.12</b>	<b>\$641.47</b>	<b>\$449.69</b>	<b>\$1,389.34</b>	<b>\$3,013.94</b>	<b>\$3,622.35</b>	<b>\$0.00</b>	<b>\$741.87</b>	<b>\$947.27</b>
3	Doddridge	\$1,766.09	\$753.44	\$174.12	\$1,381.84	\$427.21	\$1,794.69	-	\$2,230.99	-	\$282.03	\$1,187.35
	Pleasants	\$1,216.91	\$857.91	\$192.33	\$1,379.84	\$391.64	\$1,528.35	\$722.51	\$3,239.24	-	\$166.64	\$1,104.47
	Ritchie	\$1,389.11	\$773.36	\$215.67	\$947.27	\$431.93	\$1,485.15	-	\$2,729.21	\$513.68	\$296.07	\$1,138.28
	<b>Total</b>	<b>\$1,470.91</b>	<b>\$798.92</b>	<b>\$185.26</b>	<b>\$1,155.39</b>	<b>\$422.66</b>	<b>\$1,603.62</b>	<b>\$722.51</b>	<b>\$2,532.29</b>	<b>\$513.68</b>	<b>\$266.08</b>	<b>\$1,145.90</b>
4	Wirt	\$1,106.85	\$843.76	-	-	-	\$1,070.49	-	\$2,284.88	-	-	\$1,106.74
	Wood	\$2,544.58	\$437.65	\$80.00	\$828.59	\$1,105.25	\$1,433.76	\$529.61	\$1,622.53	-	\$247.55	\$1,505.63
	<b>Total</b>	<b>\$2,450.81</b>	<b>\$460.85</b>	<b>\$80.00</b>	<b>\$828.59</b>	<b>\$1,105.25</b>	<b>\$1,414.53</b>	<b>\$529.61</b>	<b>\$1,700.45</b>	<b>\$0.00</b>	<b>\$247.55</b>	<b>\$1,483.78</b>
5	Calhoun	\$1,027.23	\$384.88	\$64.00	\$2,040.44	\$1,230.08	\$1,112.36	-	\$544.00	-	\$994.80	\$1,076.46
	Jackson	\$959.10	\$487.27	\$332.54	\$1,422.68	\$484.11	\$1,807.26	\$2,072.83	\$886.38	-	\$614.67	\$1,238.91
	Mason	\$879.24	\$285.67	\$174.10	\$1,718.92	\$571.49	\$1,805.78	-	\$528.00	\$60.00	\$303.34	\$1,049.81
	Roane	\$891.85	\$413.98	\$332.41	\$694.88	\$435.33	\$1,144.71	\$3,299.10	\$1,935.55	-	\$349.62	\$991.19
	<b>Total</b>	<b>\$906.18</b>	<b>\$320.70</b>	<b>\$315.22</b>	<b>\$1,418.61</b>	<b>\$550.04</b>	<b>\$1,529.08</b>	<b>\$2,890.35</b>	<b>\$928.31</b>	<b>\$60.00</b>	<b>\$414.97</b>	<b>\$1,079.65</b>
6	Cabell	\$1,876.12	\$388.51	\$103.54	\$491.54	\$380.40	\$1,285.02	\$3,548.03	\$2,822.43	-	\$960.56	\$832.85
	<b>Total</b>	<b>\$1,876.12</b>	<b>\$388.51</b>	<b>\$103.54</b>	<b>\$491.54</b>	<b>\$380.40</b>	<b>\$1,285.02</b>	<b>\$3,548.03</b>	<b>\$2,822.43</b>	<b>\$0.00</b>	<b>\$960.56</b>	<b>\$832.85</b>
7	Logan	\$1,039.76	\$489.46	-	\$1,532.44	\$489.04	\$1,543.46	\$5,162.79	-	-	\$755.34	\$1,083.83
	<b>Total</b>	<b>\$1,039.76</b>	<b>\$489.46</b>	<b>\$0.00</b>	<b>\$1,532.44</b>	<b>\$489.04</b>	<b>\$1,543.46</b>	<b>\$5,162.79</b>	<b>\$0.00</b>	<b>\$0.00</b>	<b>\$755.34</b>	<b>\$1,083.83</b>
8	McDowell	\$1,231.59	\$555.57	\$51.00	\$1,698.17	\$1,106.79	\$2,494.06	\$7,493.15	\$3,141.95	-	\$57.05	\$1,339.92
	<b>Total</b>	<b>\$1,231.59</b>	<b>\$555.57</b>	<b>\$51.00</b>	<b>\$1,698.17</b>	<b>\$1,106.79</b>	<b>\$2,494.06</b>	<b>\$7,493.15</b>	<b>\$3,141.95</b>	<b>\$0.00</b>	<b>\$57.05</b>	<b>\$1,339.92</b>
9	Mercer	\$1,988.86	\$619.67	\$172.51	\$1,381.59	\$985.08	\$1,935.64	\$3,400.47	\$1,664.90	\$350.67	\$937.26	\$1,504.87
	<b>Total</b>	<b>\$1,988.86</b>	<b>\$619.67</b>	<b>\$172.51</b>	<b>\$1,381.59</b>	<b>\$985.08</b>	<b>\$1,935.64</b>	<b>\$3,400.47</b>	<b>\$1,664.90</b>	<b>\$350.67</b>	<b>\$937.26</b>	<b>\$1,504.87</b>
10	Raleigh	\$1,619.35	\$529.50	\$310.00	\$863.41	\$765.40	\$2,076.76	\$9,241.02	\$5,088.80	-	\$410.00	\$1,463.86
	<b>Total</b>	<b>\$1,619.35</b>	<b>\$529.50</b>	<b>\$310.00</b>	<b>\$863.41</b>	<b>\$765.40</b>	<b>\$2,076.76</b>	<b>\$9,241.02</b>	<b>\$5,088.80</b>	<b>\$0.00</b>	<b>\$410.00</b>	<b>\$1,463.86</b>
11	Greenbrier	\$1,833.25	\$272.25	\$217.41	\$969.96	\$555.20	\$2,084.42	-	\$1,499.60	\$314.66	\$931.03	\$1,505.87
	Pocahontas	\$2,921.62	\$649.54	-	-	\$623.00	\$2,295.27	\$5,907.64	\$2,692.88	-	\$564.80	\$2,130.45
	<b>Total</b>	<b>\$2,120.11</b>	<b>\$401.77</b>	<b>\$217.41</b>	<b>\$969.96</b>	<b>\$574.57</b>	<b>\$2,152.05</b>	<b>\$5,907.64</b>	<b>\$1,840.54</b>	<b>\$314.66</b>	<b>\$808.95</b>	<b>\$1,682.35</b>
12	Fayette	\$1,714.76	\$386.78	\$334.90	\$2,057.83	\$948.15	\$2,237.85	\$2,853.67	\$10,038.47	\$323.59	\$555.72	\$2,020.41
	<b>Total</b>	<b>\$1,714.76</b>	<b>\$386.78</b>	<b>\$334.90</b>	<b>\$2,057.83</b>	<b>\$948.15</b>	<b>\$2,237.85</b>	<b>\$2,853.67</b>	<b>\$10,038.47</b>	<b>\$323.59</b>	<b>\$555.72</b>	<b>\$2,020.41</b>

PUBLIC DEFENDER SERVICES APPOINTED COUNSEL AVERAGE COST BY CASE TYPE (\$) WITHOUT SUPPLEMENTALS AND DIRECT EXPENSES FISCAL YEAR 2024												
Circuit	County	Felony	Misdemeanor	Mental Hygiene	Juvenile	Parole Probation Revocation	Termin/Abuse & Neglect	Habeas	Supreme Court	Municipal Court	Other	Average Cost per Case
13	Kanawha	\$776.01	\$407.19	\$98.00	\$1,052.77	\$544.36	\$1,287.86	\$2,375.28	\$1,367.09	\$342.58	\$495.12	\$858.84
	<b>Total</b>	<b>\$776.01</b>	<b>\$407.19</b>	<b>\$98.00</b>	<b>\$1,052.77</b>	<b>\$544.36</b>	<b>\$1,287.86</b>	<b>\$2,375.28</b>	<b>\$1,367.09</b>	<b>\$342.58</b>	<b>\$495.12</b>	<b>\$858.84</b>
14	Braxton	\$769.10	\$357.83	\$230.88	\$1,002.41	\$470.28	\$1,842.28	\$167.43	\$1,098.00	-	\$208.87	\$930.27
	Clay	\$799.83	\$209.33	-	\$837.75	\$311.10	\$1,302.10	\$513.11	\$713.53	-	\$255.60	\$766.86
	Gilmer	\$882.07	\$394.43	-	\$1,296.31	\$573.59	\$1,673.27	\$990.65	\$1,572.60	-	\$167.80	\$856.55
	Webster	\$659.86	\$244.85	\$388.50	\$1,441.09	\$493.93	\$1,289.31	\$1,730.00	\$768.00	-	\$636.02	\$890.25
	<b>Total</b>	<b>\$762.82</b>	<b>\$307.82</b>	<b>\$254.53</b>	<b>\$1,188.75</b>	<b>\$476.86</b>	<b>\$1,517.18</b>	<b>\$656.40</b>	<b>\$902.36</b>	<b>\$0.00</b>	<b>\$216.21</b>	<b>\$873.59</b>
15	Harrison	\$1,291.42	\$578.94	\$88.88	\$479.52	\$612.58	\$1,288.65	\$4,322.69	\$1,145.55	-	\$801.46	\$1,035.01
	<b>Total</b>	<b>\$1,291.42</b>	<b>\$578.94</b>	<b>\$88.88</b>	<b>\$479.52</b>	<b>\$612.58</b>	<b>\$1,288.65</b>	<b>\$4,322.69</b>	<b>\$1,145.55</b>	<b>\$0.00</b>	<b>\$801.46</b>	<b>\$1,035.01</b>
16	Marion	\$1,086.28	\$563.91	\$246.58	\$1,166.38	\$574.15	\$1,587.75	\$4,146.61	\$4,427.43	\$517.17	\$806.27	\$908.79
	<b>Total</b>	<b>\$1,086.28</b>	<b>\$563.91</b>	<b>\$246.58</b>	<b>\$1,166.38</b>	<b>\$574.15</b>	<b>\$1,587.75</b>	<b>\$4,146.61</b>	<b>\$4,427.43</b>	<b>\$517.17</b>	<b>\$806.27</b>	<b>\$908.79</b>
17	Monongalia	\$1,609.73	\$883.60	\$180.95	\$1,633.43	\$677.12	\$2,017.22	\$2,441.66	\$5,294.02	\$733.09	\$678.99	\$1,374.27
	<b>Total</b>	<b>\$1,609.73</b>	<b>\$883.60</b>	<b>\$180.95</b>	<b>\$1,633.43</b>	<b>\$677.12</b>	<b>\$2,017.22</b>	<b>\$2,441.66</b>	<b>\$5,294.02</b>	<b>\$733.09</b>	<b>\$678.99</b>	<b>\$1,374.27</b>
18	Preston	\$3,505.42	\$684.79	\$66.00	\$1,628.22	\$556.85	\$1,532.11	\$4,124.72	\$643.50	-	\$331.08	\$1,656.52
	<b>Total</b>	<b>\$3,505.42</b>	<b>\$684.79</b>	<b>\$66.00</b>	<b>\$1,628.22</b>	<b>\$556.85</b>	<b>\$1,532.11</b>	<b>\$4,124.72</b>	<b>\$643.50</b>	<b>\$0.00</b>	<b>\$331.08</b>	<b>\$1,656.52</b>
19	Barbour	\$1,121.43	\$410.69	\$191.09	\$526.61	\$626.28	\$1,382.58	\$1,025.43	\$2,133.33	-	\$266.74	\$953.09
	Taylor	\$877.62	\$397.41	\$132.87	\$579.02	\$394.49	\$939.61	\$1,261.80	-	-	\$191.37	\$658.44
	<b>Total</b>	<b>\$988.33</b>	<b>\$404.01</b>	<b>\$153.42</b>	<b>\$558.57</b>	<b>\$471.75</b>	<b>\$1,189.40</b>	<b>\$1,104.22</b>	<b>\$2,133.33</b>	<b>\$0.00</b>	<b>\$210.22</b>	<b>\$805.05</b>
20	Randolph	\$1,167.08	\$548.26	\$163.73	\$811.38	\$450.63	\$1,400.14	\$1,884.00	\$1,928.63	\$468.33	\$301.35	\$907.71
	<b>Total</b>	<b>\$1,167.08</b>	<b>\$548.26</b>	<b>\$163.73</b>	<b>\$811.38</b>	<b>\$450.63</b>	<b>\$1,400.14</b>	<b>\$1,884.00</b>	<b>\$1,928.63</b>	<b>\$468.33</b>	<b>\$301.35</b>	<b>\$907.71</b>
21	Grant	\$1,136.46	\$447.79	\$176.70	\$785.22	\$344.34	\$1,824.14	-	\$2,334.99	-	-	\$992.39
	Mineral	\$805.22	\$295.81	\$153.78	\$359.53	\$390.30	\$1,463.27	\$1,228.72	\$934.65	-	\$422.34	\$659.01
	Tucker	\$815.92	\$382.36	-	\$752.98	\$391.88	\$1,382.45	-	\$588.60	-	-	\$881.30
	<b>Total</b>	<b>\$911.22</b>	<b>\$335.53</b>	<b>\$167.15</b>	<b>\$477.99</b>	<b>\$367.42</b>	<b>\$1,563.53</b>	<b>\$2,746.47</b>	<b>\$1,145.51</b>	<b>\$0.00</b>	<b>\$422.34</b>	<b>\$769.79</b>
22	Hampshire	\$1,248.00	\$371.97	\$163.03	\$940.49	\$366.71	\$1,935.75	\$1,971.55	\$1,468.47	-	\$171.73	\$913.60
	Hardy	\$946.29	\$403.84	\$174.75	\$1,327.38	\$271.24	\$1,778.12	-	\$2,534.06	-	\$205.43	\$860.74
	Pendleton	\$1,288.21	\$543.57	\$144.11	-	\$997.64	\$2,054.77	-	\$639.45	-	\$112.45	\$1,322.00
	<b>Total</b>	<b>\$1,155.13</b>	<b>\$395.92</b>	<b>\$161.83</b>	<b>\$1,280.28</b>	<b>\$470.14</b>	<b>\$1,905.86</b>	<b>\$1,971.55</b>	<b>\$1,705.24</b>	<b>\$0.00</b>	<b>\$176.76</b>	<b>\$943.33</b>
23	Berkeley	\$1,250.02	\$413.61	-	\$1,252.27	\$762.77	\$2,250.49	\$2,251.23	\$2,386.74	\$466.28	\$315.58	\$1,380.74
	Jefferson	\$1,090.55	\$405.88	-	\$799.87	\$599.82	\$2,327.98	-	\$3,574.43	-	\$881.23	\$1,088.18
	Morgan	\$1,102.65	\$472.91	-	\$1,955.40	\$1,239.38	\$2,226.54	\$3,238.35	\$2,935.64	-	-	\$1,575.49
	<b>Total</b>	<b>\$1,203.91</b>	<b>\$414.98</b>	<b>\$0.00</b>	<b>\$1,176.83</b>	<b>\$741.68</b>	<b>\$2,262.56</b>	<b>\$2,430.70</b>	<b>\$2,706.66</b>	<b>\$466.28</b>	<b>\$527.70</b>	<b>\$1,321.32</b>
24	Wayne	\$1,042.03	\$350.18	\$142.37	\$489.90	\$433.67	\$1,035.96	\$2,424.48	\$2,101.07	\$652.29	\$536.67	\$913.72
	<b>Total</b>	<b>\$1,042.03</b>	<b>\$350.18</b>	<b>\$142.37</b>	<b>\$489.90</b>	<b>\$433.67</b>	<b>\$1,035.96</b>	<b>\$2,424.48</b>	<b>\$2,101.07</b>	<b>\$652.29</b>	<b>\$536.67</b>	<b>\$913.72</b>

PUBLIC DEFENDER SERVICES APPOINTED COUNSEL AVERAGE COST BY CASE TYPE (\$) WITHOUT SUPPLEMENTALS AND DIRECT EXPENSES FISCAL YEAR 2024												
Circuit	County	Felony	Misdemeanor	Mental Hygiene	Juvenile	Parole Probation Revocation	Termin/Abuse & Neglect	Habeas	Supreme Court	Municipal Court	Other	Average Cost per Case
25	Boone	\$939.18	\$381.12	-	\$587.15	\$520.70	\$1,822.36	-	\$1,202.67	-	\$64.00	\$1,072.75
	Lincoln	\$992.94	\$404.22	\$61.00	\$850.71	\$412.40	\$2,877.03	\$7,234.04	\$738.00	-	\$607.19	\$1,866.05
	<b>Total</b>	<b>\$961.69</b>	<b>\$386.95</b>	<b>\$61.00</b>	<b>\$612.38</b>	<b>\$439.47</b>	<b>\$2,319.62</b>	<b>\$7,234.04</b>	<b>\$1,086.50</b>	<b>\$0.00</b>	<b>\$516.66</b>	<b>\$1,384.22</b>
26	Lewis	\$1,171.14	\$411.73	\$234.85	\$874.32	\$388.87	\$1,479.97	\$2,404.97	\$1,030.17	-	\$253.37	\$666.40
	Upshur	\$989.80	\$388.67	\$168.13	\$634.08	\$392.39	\$1,479.67	\$2,506.60	\$3,024.16	-	\$374.87	\$833.84
	<b>Total</b>	<b>\$1,058.81</b>	<b>\$398.60</b>	<b>\$232.50</b>	<b>\$720.57</b>	<b>\$390.85</b>	<b>\$1,479.80</b>	<b>\$2,425.29</b>	<b>\$1,694.84</b>	<b>\$0.00</b>	<b>\$312.28</b>	<b>\$747.10</b>
27	Wyoming	\$839.77	\$474.67	\$187.34	\$920.30	\$712.02	\$1,494.65	\$477.83	\$2,890.45	-	\$880.28	\$880.06
	<b>Total</b>	<b>\$839.77</b>	<b>\$474.67</b>	<b>\$187.34</b>	<b>\$920.30</b>	<b>\$712.02</b>	<b>\$1,494.65</b>	<b>\$477.83</b>	<b>\$2,890.45</b>	<b>\$0.00</b>	<b>\$880.28</b>	<b>\$880.06</b>
28	Nicholas	\$1,110.19	\$446.88	\$170.00	\$2,148.82	\$623.34	\$1,479.94	\$754.88	\$2,218.12	-	-	\$1,296.44
	<b>Total</b>	<b>\$1,110.19</b>	<b>\$446.88</b>	<b>\$170.00</b>	<b>\$2,148.82</b>	<b>\$623.34</b>	<b>\$1,479.94</b>	<b>\$754.88</b>	<b>\$2,218.12</b>	<b>\$0.00</b>	<b>\$0.00</b>	<b>\$1,296.44</b>
29	Putnam	\$685.12	\$402.35	\$130.54	\$1,103.88	\$369.26	\$1,470.42	\$2,892.32	\$7,162.29	\$531.78	\$330.29	\$774.00
	<b>Total</b>	<b>\$685.12</b>	<b>\$402.35</b>	<b>\$130.54</b>	<b>\$1,103.88</b>	<b>\$369.26</b>	<b>\$1,470.42</b>	<b>\$2,892.32</b>	<b>\$7,162.29</b>	<b>\$531.78</b>	<b>\$330.29</b>	<b>\$774.00</b>
30	Mingo	\$836.26	\$383.26	-	\$1,880.91	\$908.70	\$1,682.91	\$1,560.33	\$6,147.75	\$439.72	\$728.00	\$1,231.70
	<b>Total</b>	<b>\$836.26</b>	<b>\$383.26</b>	<b>-</b>	<b>\$1,880.91</b>	<b>\$908.70</b>	<b>\$1,682.91</b>	<b>\$1,560.33</b>	<b>\$6,147.75</b>	<b>\$439.72</b>	<b>\$728.00</b>	<b>\$1,231.70</b>
31	Monroe	\$1,054.25	\$516.90	\$181.00	\$850.35	\$289.26	\$1,288.62	\$3,365.68	\$1,342.46	-	\$52.45	\$795.60
	Summers	\$2,069.79	\$488.14	\$189.22	\$757.17	\$458.92	\$1,413.30	\$3,239.03	-	-	\$114.66	\$1,228.86
	<b>Total</b>	<b>\$1,612.34</b>	<b>\$506.99</b>	<b>\$186.75</b>	<b>\$804.84</b>	<b>\$424.99</b>	<b>\$1,367.50</b>	<b>\$3,302.36</b>	<b>\$1,342.46</b>	<b>\$0.00</b>	<b>\$83.56</b>	<b>\$1,009.16</b>
<b>STATE AVERAGES</b>		<b>\$1,255.37</b>	<b>\$472.87</b>	<b>\$163.30</b>	<b>\$1,033.88</b>	<b>\$537.02</b>	<b>\$1,654.17</b>	<b>\$3,234.92</b>	<b>\$1,979.33</b>	<b>\$368.19</b>	<b>\$455.26</b>	<b>\$1,097.73</b>

PUBLIC DEFENDER SERVICES CRIMINAL CHARGE AVERAGE (IN ALPHABETICAL ORDER) FISCAL YEAR 2022			
Criminal Charge	Average (\$)	Total (\$)	Count
ABUSE & NEGLECT APPEAL-SUPREME COURT	\$1,364.42	\$386,131.51	283
ABUSE & NEGLECT-ABUSE	\$1,002.83	\$15,536,915.85	15,493
ACCESSORY-FELONY	\$674.50	\$12,815.41	19
ACCESSORY-MISDEMEANOR	\$507.20	\$6,086.35	12
ADULT ABUSE-OTHER	\$998.18	\$15,970.95	16
AGGRAVATED ROBBERY-FELONY	\$1,534.25	\$242,412.11	158
AIDING & ABETTING-FELONY	\$871.94	\$28,774.00	33
AIDING & ABETTING-MISDEMEANOR	\$323.30	\$646.60	2
ALCOHOL IN VEHICLE-MISDEMEANOR	\$1,404.89	\$1,404.89	1
ANIMAL CONTROL-MISDEMEANOR	\$498.28	\$5,979.30	12
ANIMAL CONTROL-MUNICIPAL CHARGES	\$579.72	\$1,159.44	2
ARSON-FELONY	\$1,252.05	\$78,879.04	63
ARSON-MISDEMEANOR	\$517.50	\$1,035.00	2
ASSAULT & BATTERY-FELONY	\$731.07	\$76,030.90	104
ASSAULT & BATTERY-MISDEMEANOR	\$414.73	\$283,673.09	684
ASSAULT & BATTERY-MUNICIPAL CHARGES	\$438.28	\$14,463.33	33
ATTEMPT-FELONY	\$1,243.33	\$116,872.91	94
ATTEMPT-MISDEMEANOR	\$397.66	\$3,181.27	8
ATTEMPT-MUNICIPAL CHARGES	\$374.00	\$374.00	1
AUTO TAMPERING-FELONY	\$2,529.02	\$5,058.04	2
AUTO TAMPERING-MISDEMEANOR	\$391.98	\$5,095.72	13
BOND REDUCTION-OTHER	\$259.01	\$1,295.06	5
BRANDISHING WEAPON-FELONY	\$648.18	\$8,426.37	13
BRANDISHING WEAPON-MISDEMEANOR	\$384.20	\$38,035.62	99
BRANDISHING WEAPON-MUNICIPAL CHARGES	\$630.00	\$1,260.00	2
BREAKING & ENTERING-FELONY	\$917.14	\$276,975.84	302
BREAKING & ENTERING-MISDEMEANOR	\$430.01	\$12,900.32	30
BURGLARY-FELONY	\$936.62	\$518,888.52	554
BURGLARY-MISDEMEANOR	\$212.36	\$1,698.87	8
CHILD ABUSE-FELONY	\$1,039.87	\$372,271.82	358
CHILD ABUSE-MISDEMEANOR	\$400.85	\$31,266.28	78
CIVIL RIGHTS VIOLATION-OTHER	\$2,034.00	\$2,034.00	1
COMPUTER RELATED FRAUD-FELONY	\$693.82	\$29,834.43	43
COMPUTER RELATED FRAUD-MISDEMEANOR	\$174.49	\$697.94	4
CONCEAL A MINOR-FELONY	\$521.47	\$4,693.21	9
CONCEAL DEAD BODY-FELONY	\$517.20	\$3,103.17	6
CONSPIRACY-FELONY	\$934.51	\$345,767.02	370
CONSPIRACY-MISDEMEANOR	\$392.48	\$23,941.51	61

PUBLIC DEFENDER SERVICES CRIMINAL CHARGE AVERAGE (IN ALPHABETICAL ORDER) FISCAL YEAR 2022			
Criminal Charge	Average (\$)	Total (\$)	Count
CONTEMPT-CONTEMPT	\$338.07	\$4,733.04	14
CONTRIBUTE DEL MINOR-FELONY	\$1,621.97	\$8,109.86	5
CONTRIBUTE DEL MINOR-MISDEMEANOR	\$334.71	\$9,371.74	28
CONTROLLED SUBSTANCES-FELONY	\$854.21	\$1,611,032.22	1,886
CONTROLLED SUBSTANCES-MISDEMEANOR	\$370.41	\$646,733.53	1,746
CONTROLLED SUBSTANCES-MUNICIPAL CHARGES	\$334.83	\$32,478.19	97
COUNTERFEITING-FELONY	\$998.60	\$23,966.43	24
COUNTERFEITING-MISDEMEANOR	\$314.81	\$1,574.03	5
CRUELTY TO ANIMALS-FELONY	\$1,184.02	\$10,656.18	9
CRUELTY TO ANIMALS-MISDEMEANOR	\$429.29	\$22,323.14	52
CRUELTY TO ANIMALS-MUNICIPAL CHARGES	\$456.00	\$456.00	1
DEADLY WEAPON-FELONY	\$888.05	\$174,946.51	197
DEADLY WEAPON-MISDEMEANOR	\$354.79	\$33,350.71	94
DEL CONTRABAND INMATE-FELONY	\$1,154.97	\$13,859.62	12
DEL CONTRABAND INMATE-MISDEMEANOR	\$299.86	\$899.57	3
DESTRUCTION OF PROPERTY-FELONY	\$627.44	\$38,901.29	62
DESTRUCTION OF PROPERTY-MISDEMEANOR	\$387.87	\$89,597.65	231
DESTRUCTION OF PROPERTY-MUNICIPAL CHARGES	\$343.56	\$2,404.91	7
DISORDERLY CONDUCT-FELONY	\$465.60	\$465.60	1
DISORDERLY CONDUCT-MISDEMEANOR	\$394.58	\$33,934.17	86
DISORDERLY CONDUCT-MUNICIPAL CHARGES	\$328.50	\$2,956.46	9
DISTURB THE PEACE-FELONY	\$564.70	\$564.70	1
DISTURB THE PEACE-MISDEMEANOR	\$289.51	\$1,447.56	5
DISTURB THE PEACE-MUNICIPAL CHARGES	\$259.61	\$2,855.67	11
DNR CHARGE-FELONY	\$620.32	\$620.32	1
DNR CHARGE-MISDEMEANOR	\$299.86	\$9,595.47	32
DOMESTIC VIOLENCE-FELONY	\$695.75	\$121,756.45	175
DOMESTIC VIOLENCE-MISDEMEANOR	\$413.07	\$676,193.66	1,637
DOMESTIC VIOLENCE-MUNICIPAL CHARGES	\$234.63	\$1,173.14	5
DUI 1ST OFFENSE-MISDEMEANOR	\$391.10	\$273,767.45	700
DUI 1ST OFFENSE-MUNICIPAL CHARGES	\$404.16	\$11,720.61	29
DUI 2ND OFFENSE-MISDEMEANOR	\$486.68	\$47,694.46	98
DUI 2ND OFFENSE-MUNICIPAL CHARGES	\$466.88	\$933.75	2
DUI 3RD OFFENSE-FELONY	\$725.37	\$72,536.91	100
DUI W/ INJURY-FELONY	\$1,254.57	\$28,855.07	23
DUI W/ INJURY-MISDEMEANOR	\$384.02	\$4,224.18	11
DUI/W DEATH-FELONY	\$3,331.27	\$19,987.62	6
EMBEZZLEMENT-FELONY	\$827.98	\$34,775.24	42

PUBLIC DEFENDER SERVICES CRIMINAL CHARGE AVERAGE (IN ALPHABETICAL ORDER) FISCAL YEAR 2022			
Criminal Charge	Average (\$)	Total (\$)	Count
EMBEZZLEMENT-MISDEMEANOR	\$394.58	\$5,129.60	13
EXPUNGEMENT-OTHER	\$195.93	\$783.70	4
EXTORTION-FELONY	\$1,278.99	\$3,836.98	3
EXTORTION-MISDEMEANOR	\$468.00	\$468.00	1
EXTRADITION-EXTRADITION	\$192.26	\$46,335.75	241
FAIL MAINTAIN CONTROL-MISDEMEANOR	\$323.10	\$1,292.39	4
FAIL PAY CHILD SUPPORT-CONTEMPT	\$277.47	\$3,607.10	13
FAIL PAY CHILD SUPPORT-FELONY	\$701.98	\$4,913.86	7
FAIL PAY CHILD SUPPORT-MISDEMEANOR	\$294.09	\$1,176.34	4
FAIL TO REG SEX OFFENDER-FELONY	\$793.55	\$133,316.97	168
FAIL TO REG SEX OFFENDER-MISDEMEANOR	\$374.75	\$7,494.93	20
FAILURE TO APPEAR-FELONY	\$686.59	\$11,672.09	17
FAILURE TO APPEAR-MISDEMEANOR	\$452.47	\$4,977.12	11
FAILURE TO APPEAR-MUNICIPAL CHARGES	\$276.32	\$552.63	2
FALSE PRETENSES-FELONY	\$698.82	\$32,844.53	47
FALSE PRETENSES-MISDEMEANOR	\$455.04	\$26,392.57	58
FALSE SWEARING-FELONY	\$257.50	\$1,030.00	4
FALSE SWEARING-MISDEMEANOR	\$331.03	\$17,213.73	52
FALSE SWEARING-MUNICIPAL CHARGES	\$282.00	\$282.00	1
FLEEING VEHICLE W/DUI-FELONY	\$773.90	\$63,459.80	82
FLEEING VEHICLE W/DUI-MISDEMEANOR	\$373.72	\$7,474.41	20
FORFEITURE-FELONY	\$172.72	\$518.15	3
FORGERY & UTTERING-FELONY	\$761.85	\$121,133.77	159
FORGERY & UTTERING-MISDEMEANOR	\$234.63	\$1,877.00	8
FRAUD-FELONY	\$880.19	\$147,872.57	168
FRAUD-MISDEMEANOR	\$370.84	\$18,542.02	50
FUGITIVE/JUSTICE-FUGITIVE	\$207.25	\$14,922.12	72
GRAND LARCENY-FELONY	\$853.34	\$516,269.84	605
GUARDIAN CHILDREN-OTHER	\$310.91	\$621.82	2
HABEAS APPEAL-SUPREME COURT	\$1,731.31	\$39,820.11	23
HABEAS CORPUS-HABEAS	\$2,166.26	\$357,432.70	165
HARASSMENT-FELONY	\$963.56	\$8,672.02	9
HARASSMENT-MISDEMEANOR	\$390.64	\$28,516.93	73
HARASSMENT-MUNICIPAL CHARGES	\$383.14	\$383.14	1
HOME CONFINEMENT-OTHER	\$358.00	\$18,974.12	53
INCEST-FELONY	\$4,559.72	\$41,037.46	9
INDECENT EXPOSURE-FELONY	\$788.12	\$1,576.23	2
INDECENT EXPOSURE-MISDEMEANOR	\$374.44	\$7,488.78	20

<b>PUBLIC DEFENDER SERVICES CRIMINAL CHARGE AVERAGE (IN ALPHABETICAL ORDER) FISCAL YEAR 2022</b>			
<b>Criminal Charge</b>	<b>Average (\$)</b>	<b>Total (\$)</b>	<b>Count</b>
INDECENT EXPOSURE-MUNICIPAL CHARGES	\$269.89	\$269.89	1
INTERRUPT PHONE SERVICES-MISDEMEANOR	\$434.70	\$434.70	1
INTIMIDATE WITNESS-FELONY	\$670.90	\$12,747.01	19
INTIMIDATE WITNESS-MISDEMEANOR	\$78.00	\$78.00	1
INVOL MANSLAUGHTER-FELONY	\$1,142.17	\$3,426.50	3
JAIL ESCAPE-FELONY	\$792.67	\$37,255.56	47
JAIL ESCAPE-MISDEMEANOR	\$576.02	\$7,488.21	13
JOYRIDING-FELONY	\$588.94	\$4,122.59	7
JOYRIDING-MISDEMEANOR	\$392.40	\$17,265.43	44
JUVENILE STATUS MISC-OTHER	\$355.90	\$1,067.70	3
JUVENILE-JUVENILE	\$759.88	\$1,314,597.08	1,730
KIDNAPPING-FELONY	\$2,007.80	\$106,413.20	53
LEAVE SCENE ACCIDENT-FELONY	\$696.81	\$4,180.88	6
LEAVE SCENE ACCIDENT-MISDEMEANOR	\$331.95	\$11,950.20	36
LEAVE SCENE ACCIDENT-MUNICIPAL CHARGES	\$344.28	\$688.55	2
LITTERING 1ST/2ND-MISDEMEANOR	\$221.02	\$221.02	1
LITTERING-MISDEMEANOR	\$614.41	\$7,372.93	12
MAGISTRATE APPEAL-MAGISTRATE APPEAL	\$569.01	\$3,983.08	7
MAKE/USE EXPLOSIVES-FELONY	\$3,067.52	\$6,135.04	2
MAL WOUNDING/ASSAULT-FELONY	\$996.85	\$237,250.42	238
MAL WOUNDING/ASSAULT-MISDEMEANOR	\$603.63	\$9,054.52	15
MANDAMUS-MANDAMUS/PROHIBITION	\$2,223.75	\$4,447.50	2
MENTAL HYGIENE-MENTAL HYGIENE	\$135.25	\$350,440.68	2,591
MFG/POSS OR DIST OF METH-FELONY	\$1,036.07	\$118,111.49	114
MFG/POSS OR DIST OF METH-MISDEMEANOR	\$394.08	\$14,186.90	36
MFG/POSS OR DIST OF METH-MUNICIPAL CHARGES	\$204.00	\$204.00	1
MISCELLANEOUS-FELONY	\$884.24	\$31,832.55	36
MISCELLANEOUS-MISDEMEANOR	\$339.08	\$16,614.77	49
MISCELLANEOUS-OTHER	\$365.10	\$4,381.16	12
MOTOR VEHICLE SAFETY N/P-MISDEMEANOR	\$427.95	\$427.95	1
MOTOR VEHICLE SAFETY-FELONY	\$537.43	\$8,598.80	16
MOTOR VEHICLE SAFETY-MISDEMEANOR	\$346.40	\$21,476.76	62
MOTOR VEHICLE SAFETY-MUNICIPAL CHARGES	\$230.14	\$690.43	3
MUNICIPAL CHARGES-MUNICIPAL CHARGES	\$364.30	\$1,821.49	5
MURDER-FELONY	\$4,168.29	\$971,211.74	233
NEGLIGENT HOMICIDE-FELONY	\$1,522.62	\$12,180.97	8
NEGLIGENT HOMICIDE-MISDEMEANOR	\$993.89	\$3,975.57	4
NO OPERATORS 1ST-MISDEMEANOR	\$523.96	\$2,095.83	4

PUBLIC DEFENDER SERVICES CRIMINAL CHARGE AVERAGE (IN ALPHABETICAL ORDER) FISCAL YEAR 2022			
Criminal Charge	Average (\$)	Total (\$)	Count
NO OPERATORS-FELONY	\$457.07	\$4,113.64	9
NO OPERATORS-MISDEMEANOR	\$348.39	\$24,735.95	71
NO OPERATORS-MUNICIPAL CHARGES	\$517.44	\$4,139.50	8
NO PROOF OF INS 1ST-MISDEMEANOR	\$204.81	\$819.25	4
NO PROOF OF INS-MISDEMEANOR	\$377.72	\$16,619.85	44
NO PROOF OF INS-MUNICIPAL CHARGES	\$317.57	\$2,540.55	8
OBS EMERGENCY PERSONNEL-FELONY	\$1,579.65	\$4,738.94	3
OBS EMERGENCY PERSONNEL-MISDEMEANOR	\$469.03	\$7,504.40	16
OBS EMERGENCY PERSONNEL-MUNICIPAL CHARGES	\$312.69	\$312.69	1
OBSTRUCT CITY PERSONNEL-MISDEMEANOR	\$384.28	\$8,069.79	21
OBSTRUCT CITY PERSONNEL-MUNICIPAL CHARGES	\$425.30	\$2,126.52	5
OBSTRUCTION JUSTICE-FELONY	\$869.41	\$98,243.83	113
OBSTRUCTION JUSTICE-MISDEMEANOR	\$332.51	\$213,141.08	641
OBSTRUCTION JUSTICE-MUNICIPAL CHARGES	\$246.21	\$7,632.41	31
OFFENSES BY INMATES-FELONY	\$1,070.88	\$26,772.00	25
OPEN CONTAINER-MISDEMEANOR	\$204.32	\$204.32	1
OPEN CONTAINER-MUNICIPAL CHARGES	\$336.02	\$672.04	2
ORGANIZED CRIME-FELONY	\$318.13	\$1,272.52	4
PAROLE VIOLATION-REVOCATION	\$353.56	\$105,713.55	299
PAROLE/PROBATION-REVOCATION	\$457.29	\$31,553.03	69
PEACE WARRANT-MUNICIPAL CHARGES	\$76.00	\$76.00	1
PERMIT UNAUTH/DRIVE-MISDEMEANOR	\$477.53	\$7,640.50	16
PERMITTING DUI-MISDEMEANOR	\$399.67	\$5,595.37	14
PERMITTING DUI-MUNICIPAL CHARGES	\$82.00	\$82.00	1
PETIT LARCENY-MISDEMEANOR	\$394.70	\$131,830.66	334
PETIT LARCENY-MUNICIPAL CHARGES	\$348.14	\$3,829.52	11
PORNOGRAPHY-FELONY	\$1,065.21	\$37,282.52	35
PORNOGRAPHY-MISDEMEANOR	\$618.71	\$1,856.13	3
PRE GRAND JURY-OTHER	\$311.91	\$4,366.78	14
PROBATION VIOLATION-REVOCATION	\$442.35	\$457,831.43	1,035
PROHIBITION-MANDAMUS/PROHIBITION	\$1,994.37	\$3,988.74	2
PUBLIC INTOXICATION-MISDEMEANOR	\$610.74	\$6,107.43	10
REC/TRANS STOLEN PRO-FELONY	\$705.75	\$160,204.45	227
REC/TRANS STOLEN PRO-MISDEMEANOR	\$428.98	\$39,895.10	93
REC/TRANS STOLEN PRO-MUNICIPAL CHARGES	\$134.00	\$134.00	1
RECIDIVIST-OTHER	\$1,030.87	\$3,092.62	3
RECKLESS DRIVING-FELONY	\$813.01	\$17,073.23	21
RECKLESS DRIVING-MISDEMEANOR	\$312.81	\$10,948.34	35

<b>PUBLIC DEFENDER SERVICES</b> <b>CRIMINAL CHARGE AVERAGE (IN ALPHABETICAL ORDER)</b> <b>FISCAL YEAR 2022</b>			
<b>Criminal Charge</b>	<b>Average (\$)</b>	<b>Total (\$)</b>	<b>Count</b>
RECKLESS DRIVING-MUNICIPAL CHARGES	\$186.04	\$558.13	3
RESISTING ARREST-FELONY	\$474.33	\$1,423.00	3
RESISTING ARREST-MISDEMEANOR	\$254.68	\$2,037.45	8
RESTITUTION-OTHER	\$536.09	\$3,216.55	6
RETALIATE PUBLIC OFFICIAL-FELONY	\$2,898.55	\$11,594.20	4
RETALIATE PUBLIC OFFICIAL-MISDEMEANOR	\$266.78	\$533.55	2
ROBBERY-FELONY	\$750.42	\$15,758.80	21
ROBBERY-MISDEMEANOR	\$434.91	\$869.81	2
SENTENCE REDUCTION-OTHER	\$432.15	\$47,535.98	110
SEXUAL ABUSE-FELONY	\$1,960.33	\$290,128.51	148
SEXUAL ABUSE-MISDEMEANOR	\$348.64	\$1,394.56	4
SEXUAL ASSAULT-FELONY	\$1,961.44	\$364,827.03	186
SHOOT W/N 500 FEET-MISDEMEANOR	\$480.31	\$5,283.39	11
SHOPLIFTING-FELONY	\$630.55	\$68,099.89	108
SHOPLIFTING-MISDEMEANOR	\$380.27	\$58,181.30	153
SHOPLIFTING-MUNICIPAL CHARGES	\$382.19	\$3,821.94	10
SOLICIT/PROSTITUTION-FELONY	\$1,521.44	\$42,600.20	28
SOLICIT/PROSTITUTION-MISDEMEANOR	\$197.59	\$395.18	2
SOLICIT/PROSTITUTION-MUNICIPAL CHARGES	\$504.08	\$504.08	1
SPEEDING-MISDEMEANOR	\$139.22	\$696.10	5
SPEEDING-MUNICIPAL CHARGES	\$233.23	\$932.90	4
STALKING-FELONY	\$1,081.58	\$2,163.15	2
STALKING-MISDEMEANOR	\$365.02	\$3,650.20	10
SUPREME COURT APPEAL-SUPREME COURT	\$2,151.12	\$180,694.04	84
SUSPEND/REV LICENSE-FELONY	\$734.78	\$105,072.88	143
SUSPEND/REV LICENSE-MISDEMEANOR	\$382.62	\$291,556.36	762
SUSPEND/REV LICENSE-MUNICIPAL CHARGES	\$421.20	\$6,318.04	15
TERM PARENTAL RIGHTS-TERMINATION	\$1,256.46	\$28,898.60	23
TERRORIST ACTS-FELONY	\$1,230.13	\$31,983.45	26
TRESPASSING-FELONY	\$190.63	\$381.25	2
TRESPASSING-MISDEMEANOR	\$306.65	\$42,317.42	138
TRESPASSING-MUNICIPAL CHARGES	\$247.91	\$8,429.08	34
TRUANCY-MISDEMEANOR	\$258.25	\$2,582.47	10
UNDER AGE DRINKING-MISDEMEANOR	\$377.34	\$7,169.43	19
UNDER AGE DRINKING-MUNICIPAL CHARGES	\$307.86	\$1,231.42	4
UNLAWFUL RESTRAINT-MISDEMEANOR	\$671.76	\$7,389.31	11
UNLAWFUL WOUNDING-FELONY	\$1,222.61	\$17,116.60	14
WANTON ENDANGERMENT-FELONY	\$1,003.63	\$149,541.26	149

<b>PUBLIC DEFENDER SERVICES</b>			
<b>CRIMINAL CHARGE AVERAGE (IN ALPHABETICAL ORDER)</b>			
<b>FISCAL YEAR 2022</b>			
<b>Criminal Charge</b>	<b>Average (\$)</b>	<b>Total (\$)</b>	<b>Count</b>
WANTON ENDANGERMENT-MISDEMEANOR	\$502.59	\$3,518.13	7
WELFARE FRAUD-FELONY	\$909.77	\$6,368.37	7
WORK RELEASE-OTHER	\$194.00	\$194.00	1
WORTHLESS CHECKS-MISDEMEANOR	\$359.14	\$3,232.24	9
<b>TOTAL</b>	<b>\$780.88</b>	<b>\$30,889,078.11</b>	<b>39,557</b>

<b>PUBLIC DEFENDER SERVICES</b>			
<b>CRIMINAL CHARGE AVERAGE (IN TOTAL DESCENDING COST ORDER)</b>			
<b>FISCAL YEAR 2022</b>			
<b>Criminal Charge</b>	<b>Average (\$)</b>	<b>Total (\$)</b>	<b>Count</b>
ABUSE & NEGLECT-ABUSE	\$1,002.83	\$15,536,915.85	15,493
CONTROLLED SUBSTANCES-FELONY	\$854.21	\$1,611,032.22	1,886
JUVENILE-JUVENILE	\$759.88	\$1,314,597.08	1,730
MURDER-FELONY	\$4,168.29	\$971,211.74	233
DOMESTIC VIOLENCE-MISDEMEANOR	\$413.07	\$676,193.66	1,637
CONTROLLED SUBSTANCES-MISDEMEANOR	\$370.41	\$646,733.53	1,746
BURGLARY-FELONY	\$936.62	\$518,888.52	554
GRAND LARCENY-FELONY	\$853.34	\$516,269.84	605
PROBATION VIOLATION-REVOCATION	\$442.35	\$457,831.43	1,035
ABUSE & NEGLECT APPEAL-SUPREME COURT	\$1,364.42	\$386,131.51	283
CHILD ABUSE-FELONY	\$1,039.87	\$372,271.82	358
SEXUAL ASSAULT-FELONY	\$1,961.44	\$364,827.03	186
HABEAS CORPUS-HABEAS	\$2,166.26	\$357,432.70	165
MENTAL HYGIENE-MENTAL HYGIENE	\$135.25	\$350,440.68	2,591
CONSPIRACY-FELONY	\$934.51	\$345,767.02	370
SUSPEND/REV LICENSE-MISDEMEANOR	\$382.62	\$291,556.36	762
SEXUAL ABUSE-FELONY	\$1,960.33	\$290,128.51	148
ASSAULT & BATTERY-MISDEMEANOR	\$414.73	\$283,673.09	684
BREAKING & ENTERING-FELONY	\$917.14	\$276,975.84	302
DUI 1ST OFFENSE-MISDEMEANOR	\$391.10	\$273,767.45	700
AGGRAVATED ROBBERY-FELONY	\$1,534.25	\$242,412.11	158
MAL WOUNDING/ASSAULT-FELONY	\$996.85	\$237,250.42	238
OBSTRUCTION JUSTICE-MISDEMEANOR	\$332.51	\$213,141.08	641
SUPREME COURT APPEAL-SUPREME COURT	\$2,151.12	\$180,694.04	84
DEADLY WEAPON-FELONY	\$888.05	\$174,946.51	197
REC/TRANS STOLEN PRO-FELONY	\$705.75	\$160,204.45	227
WANTON ENDANGERMENT-FELONY	\$1,003.63	\$149,541.26	149
FRAUD-FELONY	\$880.19	\$147,872.57	168
FAIL TO REG SEX OFFENDER-FELONY	\$793.55	\$133,316.97	168
PETIT LARCENY-MISDEMEANOR	\$394.70	\$131,830.66	334
DOMESTIC VIOLENCE-FELONY	\$695.75	\$121,756.45	175
FORGERY & UTTERING-FELONY	\$761.85	\$121,133.77	159
MFG/POSS OR DIST OF METH-FELONY	\$1,036.07	\$118,111.49	114
ATTEMPT-FELONY	\$1,243.33	\$116,872.91	94
KIDNAPPING-FELONY	\$2,007.80	\$106,413.20	53
PAROLE VIOLATION-REVOCATION	\$353.56	\$105,713.55	299
SUSPEND/REV LICENSE-FELONY	\$734.78	\$105,072.88	143
OBSTRUCTION JUSTICE-FELONY	\$869.41	\$98,243.83	113

<b>PUBLIC DEFENDER SERVICES</b>			
<b>CRIMINAL CHARGE AVERAGE (IN TOTAL DESCENDING COST ORDER)</b>			
<b>FISCAL YEAR 2022</b>			
<b>Criminal Charge</b>	<b>Average (\$)</b>	<b>Total (\$)</b>	<b>Count</b>
DESTRUCTION OF PROPERTY-MISDEMEANOR	\$387.87	\$89,597.65	231
ARSON-FELONY	\$1,252.05	\$78,879.04	63
ASSAULT & BATTERY-FELONY	\$731.07	\$76,030.90	104
DUI 3RD OFFENSE-FELONY	\$725.37	\$72,536.91	100
SHOPLIFTING-FELONY	\$630.55	\$68,099.89	108
FLEEING VEHICLE W/DUI-FELONY	\$773.90	\$63,459.80	82
SHOPLIFTING-MISDEMEANOR	\$380.27	\$58,181.30	153
DUI 2ND OFFENSE-MISDEMEANOR	\$486.68	\$47,694.46	98
SENTENCE REDUCTION-OTHER	\$432.15	\$47,535.98	110
EXTRADITION-EXTRADITION	\$192.26	\$46,335.75	241
SOLICIT/PROSTITUTION-FELONY	\$1,521.44	\$42,600.20	28
TRESPASSING-MISDEMEANOR	\$306.65	\$42,317.42	138
INCEST-FELONY	\$4,559.72	\$41,037.46	9
REC/TRANS STOLEN PRO-MISDEMEANOR	\$428.98	\$39,895.10	93
HABEAS APPEAL-SUPREME COURT	\$1,731.31	\$39,820.11	23
DESTRUCTION OF PROPERTY-FELONY	\$627.44	\$38,901.29	62
BRANDISHING WEAPON-MISDEMEANOR	\$384.20	\$38,035.62	99
PORNOGRAPHY-FELONY	\$1,065.21	\$37,282.52	35
JAIL ESCAPE-FELONY	\$792.67	\$37,255.56	47
EMBEZZLEMENT-FELONY	\$827.98	\$34,775.24	42
DISORDERLY CONDUCT-MISDEMEANOR	\$394.58	\$33,934.17	86
DEADLY WEAPON-MISDEMEANOR	\$354.79	\$33,350.71	94
FALSE PRETENSES-FELONY	\$698.82	\$32,844.53	47
CONTROLLED SUBSTANCES-MUNICIPAL CHARGES	\$334.83	\$32,478.19	97
TERRORIST ACTS-FELONY	\$1,230.13	\$31,983.45	26
MISCELLANEOUS-FELONY	\$884.24	\$31,832.55	36
PAROLE/PROBATION-REVOCATION	\$457.29	\$31,553.03	69
CHILD ABUSE-MISDEMEANOR	\$400.85	\$31,266.28	78
COMPUTER RELATED FRAUD-FELONY	\$693.82	\$29,834.43	43
TERM PARENTAL RIGHTS-TERMINATION	\$1,256.46	\$28,898.60	23
DUI W/ INJURY-FELONY	\$1,254.57	\$28,855.07	23
AIDING & ABETTING-FELONY	\$871.94	\$28,774.00	33
HARASSMENT-MISDEMEANOR	\$390.64	\$28,516.93	73
OFFENSES BY INMATES-FELONY	\$1,070.88	\$26,772.00	25
FALSE PRETENSES-MISDEMEANOR	\$455.04	\$26,392.57	58
NO OPERATORS-MISDEMEANOR	\$348.39	\$24,735.95	71
COUNTERFEITING-FELONY	\$998.60	\$23,966.43	24
CONSPIRACY-MISDEMEANOR	\$392.48	\$23,941.51	61

<b>PUBLIC DEFENDER SERVICES</b>			
<b>CRIMINAL CHARGE AVERAGE (IN TOTAL DESCENDING COST ORDER)</b>			
<b>FISCAL YEAR 2022</b>			
<b>Criminal Charge</b>	<b>Average (\$)</b>	<b>Total (\$)</b>	<b>Count</b>
CRUELTY TO ANIMALS-MISDEMEANOR	\$429.29	\$22,323.14	52
MOTOR VEHICLE SAFETY-MISDEMEANOR	\$346.40	\$21,476.76	62
DUI/W DEATH-FELONY	\$3,331.27	\$19,987.62	6
HOME CONFINEMENT-OTHER	\$358.00	\$18,974.12	53
FRAUD-MISDEMEANOR	\$370.84	\$18,542.02	50
JOYRIDING-MISDEMEANOR	\$392.40	\$17,265.43	44
FALSE SWEARING-MISDEMEANOR	\$331.03	\$17,213.73	52
UNLAWFUL WOUNDING-FELONY	\$1,222.61	\$17,116.60	14
RECKLESS DRIVING-FELONY	\$813.01	\$17,073.23	21
NO PROOF OF INS-MISDEMEANOR	\$377.72	\$16,619.85	44
MISCELLANEOUS-MISDEMEANOR	\$339.08	\$16,614.77	49
ADULT ABUSE-OTHER	\$998.18	\$15,970.95	16
ROBBERY-FELONY	\$750.42	\$15,758.80	21
FUGITIVE/JUSTICE-FUGITIVE	\$207.25	\$14,922.12	72
ASSAULT & BATTERY-MUNICIPAL CHARGES	\$438.28	\$14,463.33	33
MFG/POSS OR DIST OF METH-MISDEMEANOR	\$394.08	\$14,186.90	36
DEL CONTRABAND INMATE-FELONY	\$1,154.97	\$13,859.62	12
BREAKING & ENTERING-MISDEMEANOR	\$430.01	\$12,900.32	30
ACCESSORY-FELONY	\$674.50	\$12,815.41	19
INTIMIDATE WITNESS-FELONY	\$670.90	\$12,747.01	19
NEGLIGENT HOMICIDE-FELONY	\$1,522.62	\$12,180.97	8
LEAVE SCENE ACCIDENT-MISDEMEANOR	\$331.95	\$11,950.20	36
DUI 1ST OFFENSE-MUNICIPAL CHARGES	\$404.16	\$11,720.61	29
FAILURE TO APPEAR-FELONY	\$686.59	\$11,672.09	17
RETALIATE PUBLIC OFFICIAL-FELONY	\$2,898.55	\$11,594.20	4
RECKLESS DRIVING-MISDEMEANOR	\$312.81	\$10,948.34	35
CRUELTY TO ANIMALS-FELONY	\$1,184.02	\$10,656.18	9
DNR CHARGE-MISDEMEANOR	\$299.86	\$9,595.47	32
CONTRIBUTE DEL MINOR-MISDEMEANOR	\$334.71	\$9,371.74	28
MAL WOUNDING/ASSAULT-MISDEMEANOR	\$603.63	\$9,054.52	15
HARASSMENT-FELONY	\$963.56	\$8,672.02	9
MOTOR VEHICLE SAFETY-FELONY	\$537.43	\$8,598.80	16
TRESPASSING-MUNICIPAL CHARGES	\$247.91	\$8,429.08	34
BRANDISHING WEAPON-FELONY	\$648.18	\$8,426.37	13
CONTRIBUTE DEL MINOR-FELONY	\$1,621.97	\$8,109.86	5
OBSTRUCT CITY PERSONNEL-MISDEMEANOR	\$384.28	\$8,069.79	21
PERMIT UNAUTH/DRIVE-MISDEMEANOR	\$477.53	\$7,640.50	16
OBSTRUCTION JUSTICE-MUNICIPAL CHARGES	\$246.21	\$7,632.41	31

<b>PUBLIC DEFENDER SERVICES</b>			
<b>CRIMINAL CHARGE AVERAGE (IN TOTAL DESCENDING COST ORDER)</b>			
<b>FISCAL YEAR 2022</b>			
<b>Criminal Charge</b>	<b>Average (\$)</b>	<b>Total (\$)</b>	<b>Count</b>
OBS EMERGENCY PERSONNEL-MISDEMEANOR	\$469.03	\$7,504.40	16
FAIL TO REG SEX OFFENDER-MISDEMEANOR	\$374.75	\$7,494.93	20
INDECENT EXPOSURE-MISDEMEANOR	\$374.44	\$7,488.78	20
JAIL ESCAPE-MISDEMEANOR	\$576.02	\$7,488.21	13
FLEEING VEHICLE W/DUI-MISDEMEANOR	\$373.72	\$7,474.41	20
UNLAWFUL RESTRAINT-MISDEMEANOR	\$671.76	\$7,389.31	11
LITTERING-MISDEMEANOR	\$614.41	\$7,372.93	12
UNDER AGE DRINKING-MISDEMEANOR	\$377.34	\$7,169.43	19
WELFARE FRAUD-FELONY	\$909.77	\$6,368.37	7
SUSPEND/REV LICENSE-MUNICIPAL CHARGES	\$421.20	\$6,318.04	15
MAKE/USE EXPLOSIVES-FELONY	\$3,067.52	\$6,135.04	2
PUBLIC INTOXICATION-MISDEMEANOR	\$610.74	\$6,107.43	10
ACCESSORY-MISDEMEANOR	\$507.20	\$6,086.35	12
ANIMAL CONTROL-MISDEMEANOR	\$498.28	\$5,979.30	12
PERMITTING DUI-MISDEMEANOR	\$399.67	\$5,595.37	14
SHOOT W/N 500 FEET-MISDEMEANOR	\$480.31	\$5,283.39	11
EMBEZZLEMENT-MISDEMEANOR	\$394.58	\$5,129.60	13
AUTO TAMPERING-MISDEMEANOR	\$391.98	\$5,095.72	13
AUTO TAMPERING-FELONY	\$2,529.02	\$5,058.04	2
FAILURE TO APPEAR-MISDEMEANOR	\$452.47	\$4,977.12	11
FAIL PAY CHILD SUPPORT-FELONY	\$701.98	\$4,913.86	7
OBS EMERGENCY PERSONNEL-FELONY	\$1,579.65	\$4,738.94	3
CONTEMPT-CONTEMPT	\$338.07	\$4,733.04	14
CONCEAL A MINOR-FELONY	\$521.47	\$4,693.21	9
MANDAMUS-MANDAMUS/PROHIBITION	\$2,223.75	\$4,447.50	2
MISCELLANEOUS-OTHER	\$365.10	\$4,381.16	12
PRE GRAND JURY-OTHER	\$311.91	\$4,366.78	14
DUI W/ INJURY-MISDEMEANOR	\$384.02	\$4,224.18	11
LEAVE SCENE ACCIDENT-FELONY	\$696.81	\$4,180.88	6
NO OPERATORS-MUNICIPAL CHARGES	\$517.44	\$4,139.50	8
JOYRIDING-FELONY	\$588.94	\$4,122.59	7
NO OPERATORS-FELONY	\$457.07	\$4,113.64	9
PROHIBITION-MANDAMUS/PROHIBITION	\$1,994.37	\$3,988.74	2
MAGISTRATE APPEAL-MAGISTRATE APPEAL	\$569.01	\$3,983.08	7
NEGLIGENT HOMICIDE-MISDEMEANOR	\$993.89	\$3,975.57	4
EXTORTION-FELONY	\$1,278.99	\$3,836.98	3
PETIT LARCENY-MUNICIPAL CHARGES	\$348.14	\$3,829.52	11
SHOPLIFTING-MUNICIPAL CHARGES	\$382.19	\$3,821.94	10

PUBLIC DEFENDER SERVICES			
CRIMINAL CHARGE AVERAGE (IN TOTAL DESCENDING COST ORDER)			
FISCAL YEAR 2022			
Criminal Charge	Average (\$)	Total (\$)	Count
STALKING-MISDEMEANOR	\$365.02	\$3,650.20	10
FAIL PAY CHILD SUPPORT-CONTEMPT	\$277.47	\$3,607.10	13
WANTON ENDANGERMENT-MISDEMEANOR	\$502.59	\$3,518.13	7
INVOL MANSLAUGHTER-FELONY	\$1,142.17	\$3,426.50	3
WORTHLESS CHECKS-MISDEMEANOR	\$359.14	\$3,232.24	9
RESTITUTION-OTHER	\$536.09	\$3,216.55	6
ATTEMPT-MISDEMEANOR	\$397.66	\$3,181.27	8
CONCEAL DEAD BODY-FELONY	\$517.20	\$3,103.17	6
RECIDIVIST-OTHER	\$1,030.87	\$3,092.62	3
DISORDERLY CONDUCT-MUNICIPAL CHARGES	\$328.50	\$2,956.46	9
DISTURB THE PEACE-MUNICIPAL CHARGES	\$259.61	\$2,855.67	11
TRUANCY-MISDEMEANOR	\$258.25	\$2,582.47	10
NO PROOF OF INS-MUNICIPAL CHARGES	\$317.57	\$2,540.55	8
DESTRUCTION OF PROPERTY-MUNICIPAL CHARGES	\$343.56	\$2,404.91	7
STALKING-FELONY	\$1,081.58	\$2,163.15	2
OBSTRUCT CITY PERSONNEL-MUNICIPAL CHARGES	\$425.30	\$2,126.52	5
NO OPERATORS 1ST-MISDEMEANOR	\$523.96	\$2,095.83	4
RESISTING ARREST-MISDEMEANOR	\$254.68	\$2,037.45	8
CIVIL RIGHTS VIOLATION-OTHER	\$2,034.00	\$2,034.00	1
FORGERY & UTTERING-MISDEMEANOR	\$234.63	\$1,877.00	8
PORNOGRAPHY-MISDEMEANOR	\$618.71	\$1,856.13	3
MUNICIPAL CHARGES-MUNICIPAL CHARGES	\$364.30	\$1,821.49	5
BURGLARY-MISDEMEANOR	\$212.36	\$1,698.87	8
INDECENT EXPOSURE-FELONY	\$788.12	\$1,576.23	2
COUNTERFEITING-MISDEMEANOR	\$314.81	\$1,574.03	5
DISTURB THE PEACE-MISDEMEANOR	\$289.51	\$1,447.56	5
RESISTING ARREST-FELONY	\$474.33	\$1,423.00	3
ALCOHOL IN VEHICLE-MISDEMEANOR	\$1,404.89	\$1,404.89	1
SEXUAL ABUSE-MISDEMEANOR	\$348.64	\$1,394.56	4
BOND REDUCTION-OTHER	\$259.01	\$1,295.06	5
FAIL MAINTAIN CONTROL-MISDEMEANOR	\$323.10	\$1,292.39	4
ORGANIZED CRIME-FELONY	\$318.13	\$1,272.52	4
BRANDISHING WEAPON-MUNICIPAL CHARGES	\$630.00	\$1,260.00	2
UNDER AGE DRINKING-MUNICIPAL CHARGES	\$307.86	\$1,231.42	4
FAIL PAY CHILD SUPPORT-MISDEMEANOR	\$294.09	\$1,176.34	4
DOMESTIC VIOLENCE-MUNICIPAL CHARGES	\$234.63	\$1,173.14	5
ANIMAL CONTROL-MUNICIPAL CHARGES	\$579.72	\$1,159.44	2
JUVENILE STATUS MISC-OTHER	\$355.90	\$1,067.70	3

<b>PUBLIC DEFENDER SERVICES</b>			
<b>CRIMINAL CHARGE AVERAGE (IN TOTAL DESCENDING COST ORDER)</b>			
<b>FISCAL YEAR 2022</b>			
<b>Criminal Charge</b>	<b>Average (\$)</b>	<b>Total (\$)</b>	<b>Count</b>
ARSON-MISDEMEANOR	\$517.50	\$1,035.00	2
FALSE SWEARING-FELONY	\$257.50	\$1,030.00	4
DUI 2ND OFFENSE-MUNICIPAL CHARGES	\$466.88	\$933.75	2
SPEEDING-MUNICIPAL CHARGES	\$233.23	\$932.90	4
DEL CONTRABAND INMATE-MISDEMEANOR	\$299.86	\$899.57	3
ROBBERY-MISDEMEANOR	\$434.91	\$869.81	2
NO PROOF OF INS 1ST-MISDEMEANOR	\$204.81	\$819.25	4
EXPUNGEMENT-OTHER	\$195.93	\$783.70	4
COMPUTER RELATED FRAUD-MISDEMEANOR	\$174.49	\$697.94	4
SPEEDING-MISDEMEANOR	\$139.22	\$696.10	5
MOTOR VEHICLE SAFETY-MUNICIPAL CHARGES	\$230.14	\$690.43	3
LEAVE SCENE ACCIDENT-MUNICIPAL CHARGES	\$344.28	\$688.55	2
OPEN CONTAINER-MUNICIPAL CHARGES	\$336.02	\$672.04	2
AIDING & ABETTING-MISDEMEANOR	\$323.30	\$646.60	2
GUARDIAN CHILDREN-OTHER	\$310.91	\$621.82	2
DNR CHARGE-FELONY	\$620.32	\$620.32	1
DISTURB THE PEACE-FELONY	\$564.70	\$564.70	1
RECKLESS DRIVING-MUNICIPAL CHARGES	\$186.04	\$558.13	3
FAILURE TO APPEAR-MUNICIPAL CHARGES	\$276.32	\$552.63	2
RETALIATE PUBLIC OFFICIAL-MISDEMEANOR	\$266.78	\$533.55	2
FORFEITURE-FELONY	\$172.72	\$518.15	3
SOLICIT/PROSTITUTION-MUNICIPAL CHARGES	\$504.08	\$504.08	1
EXTORTION-MISDEMEANOR	\$468.00	\$468.00	1
DISORDERLY CONDUCT-FELONY	\$465.60	\$465.60	1
CRUELTY TO ANIMALS-MUNICIPAL CHARGES	\$456.00	\$456.00	1
INTERRUPT PHONE SERVICES-MISDEMEANOR	\$434.70	\$434.70	1
MOTOR VEHICLE SAFETY N/P-MISDEMEANOR	\$427.95	\$427.95	1
SOLICIT/PROSTITUTION-MISDEMEANOR	\$197.59	\$395.18	2
HARASSMENT-MUNICIPAL CHARGES	\$383.14	\$383.14	1
TRESPASSING-FELONY	\$190.63	\$381.25	2
ATTEMPT-MUNICIPAL CHARGES	\$374.00	\$374.00	1
OBS EMERGENCY PERSONNEL-MUNICIPAL CHARGES	\$312.69	\$312.69	1
FALSE SWEARING-MUNICIPAL CHARGES	\$282.00	\$282.00	1
INDECENT EXPOSURE-MUNICIPAL CHARGES	\$269.89	\$269.89	1
LITTERING 1ST/2ND-MISDEMEANOR	\$221.02	\$221.02	1
OPEN CONTAINER-MISDEMEANOR	\$204.32	\$204.32	1
MFG/POSS OR DIST OF METH-MUNICIPAL CHARGES	\$204.00	\$204.00	1
WORK RELEASE-OTHER	\$194.00	\$194.00	1

<b>PUBLIC DEFENDER SERVICES</b>			
<b>CRIMINAL CHARGE AVERAGE (IN TOTAL DESCENDING COST ORDER)</b>			
<b>FISCAL YEAR 2022</b>			
<b>Criminal Charge</b>	<b>Average (\$)</b>	<b>Total (\$)</b>	<b>Count</b>
REC/TRANS STOLEN PRO-MUNICIPAL CHARGES	\$134.00	\$134.00	1
PERMITTING DUI-MUNICIPAL CHARGES	\$82.00	\$82.00	1
INTIMIDATE WITNESS-MISDEMEANOR	\$78.00	\$78.00	1
PEACE WARRANT-MUNICIPAL CHARGES	\$76.00	\$76.00	1
<b>TOTAL</b>	<b>\$780.88</b>	<b>\$30,889,078.11</b>	<b>39,557</b>

<b>PUBLIC DEFENDER SERVICES</b>			
<b>CRIMINAL CHARGE AVERAGE (IN ALPHABETICAL ORDER)</b>			
<b>FISCAL YEAR 2023</b>			
<b>Criminal Charge</b>	<b>Average (\$)</b>	<b>Total (\$)</b>	<b>Count</b>
ABUSE & NEGLECT APPEAL-SUPREME COURT	\$1,653.04	\$368,628.28	223
ABUSE & NEGLECT-ABUSE	\$1,063.72	\$16,058,929.65	15,097
ACCESSORY-FELONY	\$1,526.04	\$48,833.24	32
ACCESSORY-MISDEMEANOR	\$1,068.67	\$5,343.37	5
ADULT ABUSE-OTHER	\$717.53	\$10,045.40	14
AGGRAVATED ROBBERY-FELONY	\$1,048.41	\$127,905.76	122
AIDING & ABETTING-FELONY	\$944.51	\$34,946.80	37
AIDING & ABETTING-MISDEMEANOR	\$563.62	\$2,254.49	4
ALCOHOL IN VEHICLE-MISDEMEANOR	\$1,655.91	\$3,311.81	2
ANIMAL CONTROL-FELONY	\$579.69	\$1,159.37	2
ANIMAL CONTROL-MISDEMEANOR	\$403.29	\$8,872.34	22
ANIMAL CONTROL-MUNICIPAL CHARGES	\$184.38	\$368.75	2
ARSON-FELONY	\$1,605.65	\$99,550.39	62
ARSON-MISDEMEANOR	\$480.33	\$960.66	2
ASSAULT & BATTERY-FELONY	\$1,166.59	\$115,492.18	99
ASSAULT & BATTERY-MISDEMEANOR	\$456.38	\$298,017.56	653
ASSAULT & BATTERY-MUNICIPAL CHARGES	\$309.80	\$8,984.15	29
ATTEMPT-FELONY	\$1,313.88	\$156,351.87	119
ATTEMPT-MISDEMEANOR	\$439.39	\$5,712.04	13
AUTO TAMPERING-FELONY	\$193.99	\$581.97	3
AUTO TAMPERING-MISDEMEANOR	\$397.51	\$6,757.67	17
BOMB THREAT-MISDEMEANOR	\$149.81	\$149.81	1
BOND REDUCTION-OTHER	\$466.98	\$1,867.91	4
BRANDISHING WEAPON-FELONY	\$859.44	\$2,578.33	3
BRANDISHING WEAPON-MISDEMEANOR	\$498.33	\$42,856.26	86
BRANDISHING WEAPON-MUNICIPAL CHARGES	\$351.00	\$702.00	2
BREAKING & ENTERING-FELONY	\$907.75	\$279,587.63	308
BREAKING & ENTERING-MISDEMEANOR	\$366.12	\$13,180.25	36
BRIBERY-FELONY	\$368.95	\$368.95	1
BRIBERY-MISDEMEANOR	\$976.48	\$976.48	1
BURGLARY-FELONY	\$899.13	\$492,724.55	548
BURGLARY-MISDEMEANOR	\$301.82	\$1,207.29	4
CHILD ABUSE-FELONY	\$1,412.58	\$476,038.47	337
CHILD ABUSE-MISDEMEANOR	\$371.44	\$26,000.63	70
COMPUTER RELATED FRAUD-FELONY	\$793.09	\$28,551.22	36
COMPUTER RELATED FRAUD-MISDEMEANOR	\$446.12	\$892.23	2
CONCEAL A MINOR-FELONY	\$810.88	\$8,108.80	10
CONCEAL A MINOR-MISDEMEANOR	\$632.82	\$632.82	1

PUBLIC DEFENDER SERVICES CRIMINAL CHARGE AVERAGE (IN ALPHABETICAL ORDER) FISCAL YEAR 2023			
Criminal Charge	Average (\$)	Total (\$)	Count
CONCEAL DEAD BODY-FELONY	\$1,664.52	\$23,303.27	14
CONSPIRACY-FELONY	\$763.56	\$275,644.08	361
CONSPIRACY-MISDEMEANOR	\$448.90	\$29,627.69	66
CONTEMPT-CONTEMPT	\$589.08	\$25,919.46	44
CONTRIBUTE DEL MINOR-FELONY	\$406.12	\$3,248.92	8
CONTRIBUTE DEL MINOR-MISDEMEANOR	\$309.52	\$8,976.03	29
CONTRIBUTE DEL MINOR-MUNICIPAL CHARGES	\$143.87	\$431.61	3
CONTROLLED SUBSTANCES-FELONY	\$898.10	\$1,679,446.05	1,870
CONTROLLED SUBSTANCES-MISDEMEANOR	\$399.69	\$593,139.13	1,484
CONTROLLED SUBSTANCES-MUNICIPAL CHARGES	\$311.35	\$44,523.33	143
COUNTERFEITING-FELONY	\$686.12	\$13,036.37	19
COUNTERFEITING-MISDEMEANOR	\$504.94	\$4,544.50	9
CRUELTY TO ANIMALS-FELONY	\$1,293.46	\$12,934.61	10
CRUELTY TO ANIMALS-MISDEMEANOR	\$400.04	\$18,401.77	46
DEADLY WEAPON-FELONY	\$834.11	\$161,816.86	194
DEADLY WEAPON-MISDEMEANOR	\$437.22	\$41,973.04	96
DEADLY WEAPON-MUNICIPAL CHARGES	\$216.00	\$216.00	1
DEL CONTRABAND INMATE-FELONY	\$642.31	\$8,350.00	13
DEL CONTRABAND INMATE-MISDEMEANOR	\$242.30	\$242.30	1
DESTRUCTION OF PROPERTY-FELONY	\$841.65	\$71,540.47	85
DESTRUCTION OF PROPERTY-MISDEMEANOR	\$416.89	\$90,466.11	217
DESTRUCTION OF PROPERTY-MUNICIPAL CHARGES	\$441.66	\$6,183.23	14
DISORDERLY CONDUCT-MISDEMEANOR	\$323.77	\$22,987.54	71
DISORDERLY CONDUCT-MUNICIPAL CHARGES	\$375.10	\$5,626.43	15
DISTURB THE PEACE-FELONY	\$1,121.79	\$1,121.79	1
DISTURB THE PEACE-MISDEMEANOR	\$245.90	\$1,967.23	8
DISTURB THE PEACE-MUNICIPAL CHARGES	\$184.28	\$1,474.20	8
DNR CHARGE-FELONY	\$594.84	\$1,189.68	2
DNR CHARGE-MISDEMEANOR	\$388.03	\$14,357.19	37
DOMESTIC VIOLENCE-FELONY	\$789.32	\$131,816.50	167
DOMESTIC VIOLENCE-MISDEMEANOR	\$428.22	\$660,318.76	1,542
DOMESTIC VIOLENCE-MUNICIPAL CHARGES	\$313.45	\$3,134.50	10
DUI 1ST OFFENSE-MISDEMEANOR	\$425.23	\$286,178.15	673
DUI 1ST OFFENSE-MUNICIPAL CHARGES	\$403.03	\$16,524.09	41
DUI 2ND OFFENSE-MISDEMEANOR	\$433.75	\$54,652.29	126
DUI 2ND OFFENSE-MUNICIPAL CHARGES	\$847.29	\$1,694.58	2
DUI 3RD OFFENSE-FELONY	\$714.85	\$72,200.29	101
DUI W/ INJURY-FELONY	\$957.97	\$19,159.38	20

<b>PUBLIC DEFENDER SERVICES</b>			
<b>CRIMINAL CHARGE AVERAGE (IN ALPHABETICAL ORDER)</b>			
<b>FISCAL YEAR 2023</b>			
<b>Criminal Charge</b>	<b>Average (\$)</b>	<b>Total (\$)</b>	<b>Count</b>
DUI W/ INJURY-MISDEMEANOR	\$643.71	\$3,862.26	6
DUI/W DEATH-FELONY	\$3,042.78	\$21,299.45	7
EMBEZZLEMENT-FELONY	\$611.96	\$25,090.41	41
EMBEZZLEMENT-MISDEMEANOR	\$357.24	\$5,001.41	14
EXPUNGEMENT-OTHER	\$2,696.89	\$5,393.77	2
EXTORTION-FELONY	\$564.43	\$2,257.73	4
EXTRADITION-EXTRADITION	\$169.30	\$30,812.26	182
FAIL MAINTAIN CONTROL-MISDEMEANOR	\$271.77	\$1,087.09	4
FAIL PAY ALIMONY-CONTEMPT	\$961.50	\$961.50	1
FAIL PAY CHILD SUPPORT-CONTEMPT	\$543.79	\$7,613.01	14
FAIL PAY CHILD SUPPORT-FELONY	\$895.03	\$8,950.27	10
FAIL PAY CHILD SUPPORT-MISDEMEANOR	\$438.08	\$876.15	2
FAIL TO REG SEX OFFENDER-FELONY	\$763.12	\$176,280.31	231
FAIL TO REG SEX OFFENDER-MISDEMEANOR	\$262.28	\$3,147.32	12
FAILURE TO APPEAR-FELONY	\$1,175.55	\$23,511.03	20
FAILURE TO APPEAR-MISDEMEANOR	\$342.26	\$5,818.49	17
FAILURE TO APPEAR-MUNICIPAL CHARGES	\$261.32	\$1,567.89	6
FALSE PRETENSES-FELONY	\$718.71	\$35,935.72	50
FALSE PRETENSES-MISDEMEANOR	\$455.81	\$20,055.69	44
FALSE PRETENSES-MUNICIPAL CHARGES	\$159.17	\$318.34	2
FALSE SWEARING-FELONY	\$407.12	\$2,035.58	5
FALSE SWEARING-MISDEMEANOR	\$298.36	\$14,321.09	48
FLEEING VEHICLE W/DUI-FELONY	\$1,081.21	\$100,552.77	93
FLEEING VEHICLE W/DUI-MISDEMEANOR	\$319.78	\$5,436.32	17
FORFEITURE-FELONY	\$186.90	\$186.90	1
FORFEITURE-MISDEMEANOR	\$230.00	\$230.00	1
FORGERY & UTTERING-FELONY	\$815.33	\$127,191.20	156
FORGERY & UTTERING-MISDEMEANOR	\$295.59	\$2,069.16	7
FRAUD-FELONY	\$781.39	\$153,152.10	196
FRAUD-MISDEMEANOR	\$395.33	\$19,766.25	50
FRAUD-MUNICIPAL CHARGES	\$391.33	\$782.66	2
FUGITIVE/JUSTICE-FUGITIVE	\$246.58	\$15,534.66	63
GAL ADULT-OTHER	\$204.00	\$204.00	1
GAL INCARCERATED-OTHER	\$231.43	\$231.43	1
GRAND LARCENY-FELONY	\$826.46	\$525,627.72	636
GUARDIAN CHILDREN-OTHER	\$622.74	\$3,113.71	5
HABEAS APPEAL-SUPREME COURT	\$2,755.68	\$68,892.00	25
HABEAS CORPUS-HABEAS	\$2,603.09	\$445,127.96	171

PUBLIC DEFENDER SERVICES CRIMINAL CHARGE AVERAGE (IN ALPHABETICAL ORDER) FISCAL YEAR 2023			
Criminal Charge	Average (\$)	Total (\$)	Count
HARASSMENT-FELONY	\$921.85	\$8,296.63	9
HARASSMENT-MISDEMEANOR	\$512.55	\$41,003.77	80
HARASSMENT-MUNICIPAL CHARGES	\$388.00	\$388.00	1
HOME CONFINEMENT-OTHER	\$312.57	\$10,627.27	34
INCEST-FELONY	\$1,826.20	\$31,045.42	17
INDECENT EXPOSURE-FELONY	\$1,452.14	\$4,356.43	3
INDECENT EXPOSURE-MISDEMEANOR	\$601.66	\$7,821.62	13
INDECENT EXPOSURE-MUNICIPAL CHARGES	\$120.00	\$120.00	1
INTERRUPT PHONE SERVICES-FELONY	\$428.25	\$428.25	1
INTIMIDATE WITNESS-FELONY	\$1,166.82	\$14,001.81	12
INTIMIDATE WITNESS-MISDEMEANOR	\$296.00	\$296.00	1
INVOL MANSLAUGHTER-FELONY	\$836.86	\$836.86	1
JAIL ESCAPE-FELONY	\$718.45	\$28,019.65	39
JAIL ESCAPE-MISDEMEANOR	\$196.24	\$784.94	4
JOYRIDING-FELONY	\$884.13	\$6,188.91	7
JOYRIDING-MISDEMEANOR	\$489.84	\$14,205.28	29
JUVENILE STATUS MISC-OTHER	\$903.18	\$3,612.73	4
JUVENILE-JUVENILE	\$735.13	\$1,723,890.25	2,345
KIDNAPPING-FELONY	\$3,363.63	\$188,363.21	56
LEAVE SCENE ACCIDENT-FELONY	\$868.08	\$3,472.30	4
LEAVE SCENE ACCIDENT-MISDEMEANOR	\$401.93	\$10,048.20	25
LEAVE SCENE ACCIDENT-MUNICIPAL CHARGES	\$372.22	\$1,861.11	5
LITTERING 1ST/2ND-MISDEMEANOR	\$428.00	\$428.00	1
LITTERING-MISDEMEANOR	\$454.87	\$6,823.04	15
LITTERING-MUNICIPAL CHARGES	\$308.24	\$616.48	2
MAGISTRATE APPEAL-MAGISTRATE APPEAL	\$984.81	\$7,878.46	8
MAKE/USE EXPLOSIVES-FELONY	\$946.46	\$3,785.82	4
MAL WOUNDING/ASSAULT-FELONY	\$1,129.16	\$291,323.00	258
MAL WOUNDING/ASSAULT-MISDEMEANOR	\$409.79	\$8,605.50	21
MANDAMUS-MANDAMUS/PROHIBITION	\$234.00	\$234.00	1
MENTAL HYGIENE-MENTAL HYGIENE	\$155.81	\$340,441.76	2,185
MFG/POSS OR DIST OF METH-FELONY	\$927.81	\$115,048.57	124
MFG/POSS OR DIST OF METH-MISDEMEANOR	\$296.88	\$12,765.67	43
MFG/POSS OR DIST OF METH-MUNICIPAL CHARGES	\$82.00	\$82.00	1
MISCELLANEOUS-FELONY	\$970.94	\$29,128.16	30
MISCELLANEOUS-MISDEMEANOR	\$373.37	\$11,947.97	32
MISCELLANEOUS-MUNICIPAL CHARGES	\$258.27	\$1,291.36	5
MISCELLANEOUS-OTHER	\$745.64	\$11,184.59	15

<b>PUBLIC DEFENDER SERVICES</b>			
<b>CRIMINAL CHARGE AVERAGE (IN ALPHABETICAL ORDER)</b>			
<b>FISCAL YEAR 2023</b>			
<b>Criminal Charge</b>	<b>Average (\$)</b>	<b>Total (\$)</b>	<b>Count</b>
MOTOR VEHICLE SAFETY N/P-MISDEMEANOR	\$405.39	\$810.78	2
MOTOR VEHICLE SAFETY-FELONY	\$1,108.48	\$8,867.80	8
MOTOR VEHICLE SAFETY-MISDEMEANOR	\$361.18	\$21,309.40	59
MOTOR VEHICLE SAFETY-MUNICIPAL CHARGES	\$373.50	\$747.00	2
MUNICIPAL CHARGES-MUNICIPAL CHARGES	\$203.19	\$203.19	1
MURDER-FELONY	\$4,261.70	\$1,044,116.70	245
NEGLIGENT HOMICIDE-FELONY	\$713.32	\$4,993.23	7
NEGLIGENT HOMICIDE-MISDEMEANOR	\$301.54	\$603.07	2
NO OPERATORS 1ST-MISDEMEANOR	\$283.24	\$2,832.41	10
NO OPERATORS-FELONY	\$545.95	\$4,367.60	8
NO OPERATORS-MISDEMEANOR	\$486.03	\$20,899.40	43
NO OPERATORS-MUNICIPAL CHARGES	\$312.94	\$1,564.70	5
NO PROOF OF INS 1ST-MISDEMEANOR	\$333.22	\$1,332.88	4
NO PROOF OF INS-FELONY	\$1,570.63	\$1,570.63	1
NO PROOF OF INS-MISDEMEANOR	\$288.04	\$14,402.18	50
NO PROOF OF INS-MUNICIPAL CHARGES	\$223.77	\$1,566.37	7
OBS EMERGENCY PERSONNEL-FELONY	\$309.72	\$619.43	2
OBS EMERGENCY PERSONNEL-MISDEMEANOR	\$263.77	\$5,275.43	20
OBSTRUCT CITY PERSONNEL-MISDEMEANOR	\$404.33	\$2,425.99	6
OBSTRUCT CITY PERSONNEL-MUNICIPAL CHARGES	\$452.57	\$2,262.84	5
OBSTRUCTION JUSTICE-FELONY	\$851.03	\$91,060.37	107
OBSTRUCTION JUSTICE-MISDEMEANOR	\$376.71	\$183,081.15	486
OBSTRUCTION JUSTICE-MUNICIPAL CHARGES	\$346.30	\$15,929.79	46
OFFENSES BY INMATES-FELONY	\$901.69	\$22,542.16	25
OPEN CONTAINER-MISDEMEANOR	\$191.64	\$191.64	1
OPEN CONTAINER-MUNICIPAL CHARGES	\$357.96	\$1,431.85	4
ORGANIZED CRIME-FELONY	\$885.17	\$6,196.19	7
PAROLE VIOLATION-REVOCATION	\$439.17	\$110,669.88	252
PAROLE/PROBATION-REVOCATION	\$438.42	\$20,605.85	47
PEACE WARRANT-MISDEMEANOR	\$127.51	\$382.52	3
PERJURY-FELONY	\$1,074.87	\$1,074.87	1
PERMIT UNAUTH/DRIVE-MISDEMEANOR	\$389.19	\$2,724.32	7
PERMITTING DUI-MISDEMEANOR	\$566.70	\$5,100.31	9
PETIT LARCENY-MISDEMEANOR	\$380.19	\$116,338.49	306
PETIT LARCENY-MUNICIPAL CHARGES	\$321.62	\$6,110.86	19
PORNOGRAPHY-FELONY	\$1,112.38	\$38,933.26	35
PORNOGRAPHY-MISDEMEANOR	\$346.25	\$1,385.00	4
PRE GRAND JURY-OTHER	\$253.78	\$2,284.03	9

<b>PUBLIC DEFENDER SERVICES CRIMINAL CHARGE AVERAGE (IN ALPHABETICAL ORDER) FISCAL YEAR 2023</b>			
<b>Criminal Charge</b>	<b>Average (\$)</b>	<b>Total (\$)</b>	<b>Count</b>
PROBATION VIOLATION-REVOCATION	\$479.29	\$470,183.22	981
PROHIBITION-MANDAMUS/PROHIBITION	\$1,025.92	\$2,051.84	2
PUBLIC INTOXICATION 1ST-MISDEMEANOR	\$130.15	\$260.30	2
PUBLIC INTOXICATION-MISDEMEANOR	\$383.13	\$7,662.67	20
PUBLIC INTOXICATION-MUNICIPAL CHARGES	\$218.80	\$1,312.78	6
REC/TRANS STOLEN PRO-FELONY	\$753.18	\$161,933.80	215
REC/TRANS STOLEN PRO-MISDEMEANOR	\$344.20	\$31,666.23	92
RECIDIVIST-OTHER	\$4,198.98	\$29,392.86	7
RECKLESS DRIVING-FELONY	\$853.24	\$12,798.65	15
RECKLESS DRIVING-MISDEMEANOR	\$414.10	\$13,665.23	33
RECKLESS DRIVING-MUNICIPAL CHARGES	\$330.01	\$1,320.05	4
RESISTING ARREST-FELONY	\$597.65	\$2,390.59	4
RESISTING ARREST-MISDEMEANOR	\$309.76	\$3,717.06	12
RESTITUTION-OTHER	\$549.72	\$2,748.59	5
RETALIATE PUBLIC OFFICIAL-FELONY	\$1,192.20	\$10,729.76	9
RETALIATE PUBLIC OFFICIAL-MISDEMEANOR	\$350.45	\$700.89	2
ROBBERY-FELONY	\$560.48	\$3,362.90	6
ROBBERY-MISDEMEANOR	\$821.54	\$821.54	1
SENTENCE REDUCTION-OTHER	\$520.30	\$55,671.84	107
SEXUAL ABUSE-FELONY	\$1,540.88	\$277,358.33	180
SEXUAL ASSAULT-FELONY	\$1,646.89	\$304,674.11	185
SEXUAL ASSAULT-MISDEMEANOR	\$147.80	\$295.59	2
SHOOT W/N 500 FEET-MISDEMEANOR	\$784.85	\$4,709.10	6
SHOPLIFTING-FELONY	\$726.01	\$102,367.19	141
SHOPLIFTING-MISDEMEANOR	\$359.61	\$44,950.76	125
SHOPLIFTING-MUNICIPAL CHARGES	\$377.99	\$12,851.60	34
SOLICIT/PROSTITUTION-FELONY	\$1,218.24	\$37,765.53	31
SOLICIT/PROSTITUTION-MUNICIPAL CHARGES	\$201.44	\$402.88	2
SPEEDING-FELONY	\$283.53	\$283.53	1
SPEEDING-MISDEMEANOR	\$548.09	\$3,836.60	7
SPEEDING-MUNICIPAL CHARGES	\$216.93	\$433.85	2
STALKING-FELONY	\$1,907.84	\$3,815.68	2
STALKING-MISDEMEANOR	\$477.05	\$8,586.89	18
SUPREME COURT APPEAL-SUPREME COURT	\$2,418.89	\$159,647.00	66
SUSPEND/REV LICENSE-FELONY	\$651.81	\$101,030.67	155
SUSPEND/REV LICENSE-MISDEMEANOR	\$410.07	\$270,643.72	660
SUSPEND/REV LICENSE-MUNICIPAL CHARGES	\$309.98	\$4,339.65	14
TERM PARENTAL RIGHTS-TERMINATION	\$2,335.74	\$30,364.64	13

<b>PUBLIC DEFENDER SERVICES CRIMINAL CHARGE AVERAGE (IN ALPHABETICAL ORDER) FISCAL YEAR 2023</b>			
<b>Criminal Charge</b>	<b>Average (\$)</b>	<b>Total (\$)</b>	<b>Count</b>
TERRORIST ACTS-FELONY	\$645.59	\$20,658.95	32
TRESPASSING-FELONY	\$263.21	\$1,316.06	5
TRESPASSING-MISDEMEANOR	\$354.84	\$54,644.78	154
TRESPASSING-MUNICIPAL CHARGES	\$338.81	\$59,968.98	177
TRUANCY-MISDEMEANOR	\$335.94	\$5,375.10	16
UNDER AGE DRINKING-MISDEMEANOR	377.2	\$4,903.54	13
UNLAWFUL RESTRAINT-FELONY	881.2	\$2,643.50	3
UNLAWFUL RESTRAINT-MISDEMEANOR	326.0	\$2,281.82	7
UNLAWFUL WOUNDING-FELONY	701.5	\$11,926.04	17
VOL MANSLAUGHTER-FELONY	687.3	\$2,749.33	4
WANTON ENDANGERMENT-FELONY	948.7	\$191,634.20	202
WANTON ENDANGERMENT-MISDEMEANOR	151.0	\$453.10	3
WELFARE FRAUD-FELONY	826.6	\$4,133.05	5
WITNESS-OTHER	344.0	\$344.00	1
WORTHLESS CHECKS-MISDEMEANOR	412.9	\$1,651.63	4
<b>TOTAL</b>	<b>\$831.42</b>	<b>\$32,265,593.21</b>	<b>38,808</b>

<b>PUBLIC DEFENDER SERVICES</b>			
<b>CRIMINAL CHARGE AVERAGE (IN TOTAL DESCENDING COST ORDER)</b>			
<b>FISCAL YEAR 2023</b>			
<b>Criminal Charge</b>	<b>Average (\$)</b>	<b>Total (\$)</b>	<b>Count</b>
ABUSE & NEGLECT-ABUSE	\$1,063.72	\$16,058,929.65	15,097
JUVENILE-JUVENILE	\$735.13	\$1,723,890.25	2,345
CONTROLLED SUBSTANCES-FELONY	\$898.10	\$1,679,446.05	1,870
MURDER-FELONY	\$4,261.70	\$1,044,116.70	245
DOMESTIC VIOLENCE-MISDEMEANOR	\$428.22	\$660,318.76	1,542
CONTROLLED SUBSTANCES-MISDEMEANOR	\$399.69	\$593,139.13	1,484
GRAND LARCENY-FELONY	\$826.46	\$525,627.72	636
BURGLARY-FELONY	\$899.13	\$492,724.55	548
CHILD ABUSE-FELONY	\$1,412.58	\$476,038.47	337
PROBATION VIOLATION-REVOCATION	\$479.29	\$470,183.22	981
HABEAS CORPUS-HABEAS	\$2,603.09	\$445,127.96	171
ABUSE & NEGLECT APPEAL-SUPREME COURT	\$1,653.04	\$368,628.28	223
MENTAL HYGIENE-MENTAL HYGIENE	\$155.81	\$340,441.76	2,185
SEXUAL ASSAULT-FELONY	\$1,646.89	\$304,674.11	185
ASSAULT & BATTERY-MISDEMEANOR	\$456.38	\$298,017.56	653
MAL WOUNDING/ASSAULT-FELONY	\$1,129.16	\$291,323.00	258
DUI 1ST OFFENSE-MISDEMEANOR	\$425.23	\$286,178.15	673
BREAKING & ENTERING-FELONY	\$907.75	\$279,587.63	308
SEXUAL ABUSE-FELONY	\$1,540.88	\$277,358.33	180
CONSPIRACY-FELONY	\$763.56	\$275,644.08	361
SUSPEND/REV LICENSE-MISDEMEANOR	\$410.07	\$270,643.72	660
WANTON ENDANGERMENT-FELONY	948.7	\$191,634.20	202
KIDNAPPING-FELONY	\$3,363.63	\$188,363.21	56
OBSTRUCTION JUSTICE-MISDEMEANOR	\$376.71	\$183,081.15	486
FAIL TO REG SEX OFFENDER-FELONY	\$763.12	\$176,280.31	231
REC/TRANS STOLEN PRO-FELONY	\$753.18	\$161,933.80	215
DEADLY WEAPON-FELONY	\$834.11	\$161,816.86	194
SUPREME COURT APPEAL-SUPREME COURT	\$2,418.89	\$159,647.00	66
ATTEMPT-FELONY	\$1,313.88	\$156,351.87	119
FRAUD-FELONY	\$781.39	\$153,152.10	196
DOMESTIC VIOLENCE-FELONY	\$789.32	\$131,816.50	167
AGGRAVATED ROBBERY-FELONY	\$1,048.41	\$127,905.76	122
FORGERY & UTTERING-FELONY	\$815.33	\$127,191.20	156
PETIT LARCENY-MISDEMEANOR	\$380.19	\$116,338.49	306
ASSAULT & BATTERY-FELONY	\$1,166.59	\$115,492.18	99
MFG/POSS OR DIST OF METH-FELONY	\$927.81	\$115,048.57	124
PAROLE VIOLATION-REVOCATION	\$439.17	\$110,669.88	252
SHOPLIFTING-FELONY	\$726.01	\$102,367.19	141

<b>PUBLIC DEFENDER SERVICES</b>			
<b>CRIMINAL CHARGE AVERAGE (IN TOTAL DESCENDING COST ORDER)</b>			
<b>FISCAL YEAR 2023</b>			
<b>Criminal Charge</b>	<b>Average (\$)</b>	<b>Total (\$)</b>	<b>Count</b>
SUSPEND/REV LICENSE-FELONY	\$651.81	\$101,030.67	155
FLEEING VEHICLE W/DUI-FELONY	\$1,081.21	\$100,552.77	93
ARSON-FELONY	\$1,605.65	\$99,550.39	62
OBSTRUCTION JUSTICE-FELONY	\$851.03	\$91,060.37	107
DESTRUCTION OF PROPERTY-MISDEMEANOR	\$416.89	\$90,466.11	217
DUI 3RD OFFENSE-FELONY	\$714.85	\$72,200.29	101
DESTRUCTION OF PROPERTY-FELONY	\$841.65	\$71,540.47	85
HABEAS APPEAL-SUPREME COURT	\$2,755.68	\$68,892.00	25
TRESPASSING-MUNICIPAL CHARGES	\$338.81	\$59,968.98	177
SENTENCE REDUCTION-OTHER	\$520.30	\$55,671.84	107
DUI 2ND OFFENSE-MISDEMEANOR	\$433.75	\$54,652.29	126
TRESPASSING-MISDEMEANOR	\$354.84	\$54,644.78	154
ACCESSORY-FELONY	\$1,526.04	\$48,833.24	32
SHOPLIFTING-MISDEMEANOR	\$359.61	\$44,950.76	125
CONTROLLED SUBSTANCES-MUNICIPAL CHARGES	\$311.35	\$44,523.33	143
BRANDISHING WEAPON-MISDEMEANOR	\$498.33	\$42,856.26	86
DEADLY WEAPON-MISDEMEANOR	\$437.22	\$41,973.04	96
HARASSMENT-MISDEMEANOR	\$512.55	\$41,003.77	80
PORNOGRAPHY-FELONY	\$1,112.38	\$38,933.26	35
SOLICIT/PROSTITUTION-FELONY	\$1,218.24	\$37,765.53	31
FALSE PRETENSES-FELONY	\$718.71	\$35,935.72	50
AIDING & ABETTING-FELONY	\$944.51	\$34,946.80	37
REC/TRANS STOLEN PRO-MISDEMEANOR	\$344.20	\$31,666.23	92
INCEST-FELONY	\$1,826.20	\$31,045.42	17
EXTRADITION-EXTRADITION	\$169.30	\$30,812.26	182
TERM PARENTAL RIGHTS-TERMINATION	\$2,335.74	\$30,364.64	13
CONSPIRACY-MISDEMEANOR	\$448.90	\$29,627.69	66
RECIDIVIST-OTHER	\$4,198.98	\$29,392.86	7
MISCELLANEOUS-FELONY	\$970.94	\$29,128.16	30
COMPUTER RELATED FRAUD-FELONY	\$793.09	\$28,551.22	36
JAIL ESCAPE-FELONY	\$718.45	\$28,019.65	39
CHILD ABUSE-MISDEMEANOR	\$371.44	\$26,000.63	70
CONTEMPT-CONTEMPT	\$589.08	\$25,919.46	44
EMBEZZLEMENT-FELONY	\$611.96	\$25,090.41	41
FAILURE TO APPEAR-FELONY	\$1,175.55	\$23,511.03	20
CONCEAL DEAD BODY-FELONY	\$1,664.52	\$23,303.27	14
DISORDERLY CONDUCT-MISDEMEANOR	\$323.77	\$22,987.54	71
OFFENSES BY INMATES-FELONY	\$901.69	\$22,542.16	25

<b>PUBLIC DEFENDER SERVICES</b>			
<b>CRIMINAL CHARGE AVERAGE (IN TOTAL DESCENDING COST ORDER)</b>			
<b>FISCAL YEAR 2023</b>			
<b>Criminal Charge</b>	<b>Average (\$)</b>	<b>Total (\$)</b>	<b>Count</b>
MOTOR VEHICLE SAFETY-MISDEMEANOR	\$361.18	\$21,309.40	59
DUI/W DEATH-FELONY	\$3,042.78	\$21,299.45	7
NO OPERATORS-MISDEMEANOR	\$486.03	\$20,899.40	43
TERRORIST ACTS-FELONY	\$645.59	\$20,658.95	32
PAROLE/PROBATION-REVOCATION	\$438.42	\$20,605.85	47
FALSE PRETENSES-MISDEMEANOR	\$455.81	\$20,055.69	44
FRAUD-MISDEMEANOR	\$395.33	\$19,766.25	50
DUI W/ INJURY-FELONY	\$957.97	\$19,159.38	20
CRUELTY TO ANIMALS-MISDEMEANOR	\$400.04	\$18,401.77	46
DUI 1ST OFFENSE-MUNICIPAL CHARGES	\$403.03	\$16,524.09	41
OBSTRUCTION JUSTICE-MUNICIPAL CHARGES	\$346.30	\$15,929.79	46
FUGITIVE/JUSTICE-FUGITIVE	\$246.58	\$15,534.66	63
NO PROOF OF INS-MISDEMEANOR	\$288.04	\$14,402.18	50
DNR CHARGE-MISDEMEANOR	\$388.03	\$14,357.19	37
FALSE SWEARING-MISDEMEANOR	\$298.36	\$14,321.09	48
JOYRIDING-MISDEMEANOR	\$489.84	\$14,205.28	29
INTIMIDATE WITNESS-FELONY	\$1,166.82	\$14,001.81	12
RECKLESS DRIVING-MISDEMEANOR	\$414.10	\$13,665.23	33
BREAKING & ENTERING-MISDEMEANOR	\$366.12	\$13,180.25	36
COUNTERFEITING-FELONY	\$686.12	\$13,036.37	19
CRUELTY TO ANIMALS-FELONY	\$1,293.46	\$12,934.61	10
SHOPLIFTING-MUNICIPAL CHARGES	\$377.99	\$12,851.60	34
RECKLESS DRIVING-FELONY	\$853.24	\$12,798.65	15
MFG/POSS OR DIST OF METH-MISDEMEANOR	\$296.88	\$12,765.67	43
MISCELLANEOUS-MISDEMEANOR	\$373.37	\$11,947.97	32
UNLAWFUL WOUNDING-FELONY	701.5	\$11,926.04	17
MISCELLANEOUS-OTHER	\$745.64	\$11,184.59	15
RETALIATE PUBLIC OFFICIAL-FELONY	\$1,192.20	\$10,729.76	9
HOME CONFINEMENT-OTHER	\$312.57	\$10,627.27	34
LEAVE SCENE ACCIDENT-MISDEMEANOR	\$401.93	\$10,048.20	25
ADULT ABUSE-OTHER	\$717.53	\$10,045.40	14
ASSAULT & BATTERY-MUNICIPAL CHARGES	\$309.80	\$8,984.15	29
CONTRIBUTE DEL MINOR-MISDEMEANOR	\$309.52	\$8,976.03	29
FAIL PAY CHILD SUPPORT-FELONY	\$895.03	\$8,950.27	10
ANIMAL CONTROL-MISDEMEANOR	\$403.29	\$8,872.34	22
MOTOR VEHICLE SAFETY-FELONY	\$1,108.48	\$8,867.80	8
MAL WOUNDING/ASSAULT-MISDEMEANOR	\$409.79	\$8,605.50	21
STALKING-MISDEMEANOR	\$477.05	\$8,586.89	18

<b>PUBLIC DEFENDER SERVICES</b>			
<b>CRIMINAL CHARGE AVERAGE (IN TOTAL DESCENDING COST ORDER)</b>			
<b>FISCAL YEAR 2023</b>			
<b>Criminal Charge</b>	<b>Average (\$)</b>	<b>Total (\$)</b>	<b>Count</b>
DEL CONTRABAND INMATE-FELONY	\$642.31	\$8,350.00	13
HARASSMENT-FELONY	\$921.85	\$8,296.63	9
CONCEAL A MINOR-FELONY	\$810.88	\$8,108.80	10
MAGISTRATE APPEAL-MAGISTRATE APPEAL	\$984.81	\$7,878.46	8
INDECENT EXPOSURE-MISDEMEANOR	\$601.66	\$7,821.62	13
PUBLIC INTOXICATION-MISDEMEANOR	\$383.13	\$7,662.67	20
FAIL PAY CHILD SUPPORT-CONTEMPT	\$543.79	\$7,613.01	14
LITTERING-MISDEMEANOR	\$454.87	\$6,823.04	15
AUTO TAMPERING-MISDEMEANOR	\$397.51	\$6,757.67	17
ORGANIZED CRIME-FELONY	\$885.17	\$6,196.19	7
JOYRIDING-FELONY	\$884.13	\$6,188.91	7
DESTRUCTION OF PROPERTY-MUNICIPAL CHARGES	\$441.66	\$6,183.23	14
PETIT LARCENY-MUNICIPAL CHARGES	\$321.62	\$6,110.86	19
FAILURE TO APPEAR-MISDEMEANOR	\$342.26	\$5,818.49	17
ATTEMPT-MISDEMEANOR	\$439.39	\$5,712.04	13
DISORDERLY CONDUCT-MUNICIPAL CHARGES	\$375.10	\$5,626.43	15
FLEEING VEHICLE W/DUI-MISDEMEANOR	\$319.78	\$5,436.32	17
EXPUNGEMENT-OTHER	\$2,696.89	\$5,393.77	2
TRUANCY-MISDEMEANOR	\$335.94	\$5,375.10	16
ACCESSORY-MISDEMEANOR	\$1,068.67	\$5,343.37	5
OBS EMERGENCY PERSONNEL-MISDEMEANOR	\$263.77	\$5,275.43	20
PERMITTING DUI-MISDEMEANOR	\$566.70	\$5,100.31	9
EMBEZZLEMENT-MISDEMEANOR	\$357.24	\$5,001.41	14
NEGLIGENT HOMICIDE-FELONY	\$713.32	\$4,993.23	7
UNDER AGE DRINKING-MISDEMEANOR	377.2	\$4,903.54	13
SHOOT W/N 500 FEET-MISDEMEANOR	\$784.85	\$4,709.10	6
COUNTERFEITING-MISDEMEANOR	\$504.94	\$4,544.50	9
NO OPERATORS-FELONY	\$545.95	\$4,367.60	8
INDECENT EXPOSURE-FELONY	\$1,452.14	\$4,356.43	3
SUSPEND/REV LICENSE-MUNICIPAL CHARGES	\$309.98	\$4,339.65	14
WELFARE FRAUD-FELONY	826.6	\$4,133.05	5
DUI W/ INJURY-MISDEMEANOR	\$643.71	\$3,862.26	6
SPEEDING-MISDEMEANOR	\$548.09	\$3,836.60	7
STALKING-FELONY	\$1,907.84	\$3,815.68	2
MAKE/USE EXPLOSIVES-FELONY	\$946.46	\$3,785.82	4
RESISTING ARREST-MISDEMEANOR	\$309.76	\$3,717.06	12
JUVENILE STATUS MISC-OTHER	\$903.18	\$3,612.73	4
LEAVE SCENE ACCIDENT-FELONY	\$868.08	\$3,472.30	4

<b>PUBLIC DEFENDER SERVICES</b>			
<b>CRIMINAL CHARGE AVERAGE (IN TOTAL DESCENDING COST ORDER)</b>			
<b>FISCAL YEAR 2023</b>			
<b>Criminal Charge</b>	<b>Average (\$)</b>	<b>Total (\$)</b>	<b>Count</b>
ROBBERY-FELONY	\$560.48	\$3,362.90	6
ALCOHOL IN VEHICLE-MISDEMEANOR	\$1,655.91	\$3,311.81	2
CONTRIBUTE DEL MINOR-FELONY	\$406.12	\$3,248.92	8
FAIL TO REG SEX OFFENDER-MISDEMEANOR	\$262.28	\$3,147.32	12
DOMESTIC VIOLENCE-MUNICIPAL CHARGES	\$313.45	\$3,134.50	10
GUARDIAN CHILDREN-OTHER	\$622.74	\$3,113.71	5
NO OPERATORS 1ST-MISDEMEANOR	\$283.24	\$2,832.41	10
VOL MANSLAUGHTER-FELONY	687.3	\$2,749.33	4
RESTITUTION-OTHER	\$549.72	\$2,748.59	5
PERMIT UNAUTH/DRIVE-MISDEMEANOR	\$389.19	\$2,724.32	7
UNLAWFUL RESTRAINT-FELONY	881.2	\$2,643.50	3
BRANDISHING WEAPON-FELONY	\$859.44	\$2,578.33	3
OBSTRUCT CITY PERSONNEL-MISDEMEANOR	\$404.33	\$2,425.99	6
RESISTING ARREST-FELONY	\$597.65	\$2,390.59	4
PRE GRAND JURY-OTHER	\$253.78	\$2,284.03	9
UNLAWFUL RESTRAINT-MISDEMEANOR	326.0	\$2,281.82	7
OBSTRUCT CITY PERSONNEL-MUNICIPAL CHARGES	\$452.57	\$2,262.84	5
EXTORTION-FELONY	\$564.43	\$2,257.73	4
AIDING & ABETTING-MISDEMEANOR	\$563.62	\$2,254.49	4
FORGERY & UTTERING-MISDEMEANOR	\$295.59	\$2,069.16	7
PROHIBITION-MANDAMUS/PROHIBITION	\$1,025.92	\$2,051.84	2
FALSE SWEARING-FELONY	\$407.12	\$2,035.58	5
DISTURB THE PEACE-MISDEMEANOR	\$245.90	\$1,967.23	8
BOND REDUCTION-OTHER	\$466.98	\$1,867.91	4
LEAVE SCENE ACCIDENT-MUNICIPAL CHARGES	\$372.22	\$1,861.11	5
DUI 2ND OFFENSE-MUNICIPAL CHARGES	\$847.29	\$1,694.58	2
WORTHLESS CHECKS-MISDEMEANOR	412.9	\$1,651.63	4
NO PROOF OF INS-FELONY	\$1,570.63	\$1,570.63	1
FAILURE TO APPEAR-MUNICIPAL CHARGES	\$261.32	\$1,567.89	6
NO PROOF OF INS-MUNICIPAL CHARGES	\$223.77	\$1,566.37	7
NO OPERATORS-MUNICIPAL CHARGES	\$312.94	\$1,564.70	5
DISTURB THE PEACE-MUNICIPAL CHARGES	\$184.28	\$1,474.20	8
OPEN CONTAINER-MUNICIPAL CHARGES	\$357.96	\$1,431.85	4
PORNOGRAPHY-MISDEMEANOR	\$346.25	\$1,385.00	4
NO PROOF OF INS 1ST-MISDEMEANOR	\$333.22	\$1,332.88	4
RECKLESS DRIVING-MUNICIPAL CHARGES	\$330.01	\$1,320.05	4
TRESPASSING-FELONY	\$263.21	\$1,316.06	5
PUBLIC INTOXICATION-MUNICIPAL CHARGES	\$218.80	\$1,312.78	6

<b>PUBLIC DEFENDER SERVICES</b>			
<b>CRIMINAL CHARGE AVERAGE (IN TOTAL DESCENDING COST ORDER)</b>			
<b>FISCAL YEAR 2023</b>			
<b>Criminal Charge</b>	<b>Average (\$)</b>	<b>Total (\$)</b>	<b>Count</b>
MISCELLANEOUS-MUNICIPAL CHARGES	\$258.27	\$1,291.36	5
BURGLARY-MISDEMEANOR	\$301.82	\$1,207.29	4
DNR CHARGE-FELONY	\$594.84	\$1,189.68	2
ANIMAL CONTROL-FELONY	\$579.69	\$1,159.37	2
DISTURB THE PEACE-FELONY	\$1,121.79	\$1,121.79	1
FAIL MAINTAIN CONTROL-MISDEMEANOR	\$271.77	\$1,087.09	4
PERJURY-FELONY	\$1,074.87	\$1,074.87	1
BRIBERY-MISDEMEANOR	\$976.48	\$976.48	1
FAIL PAY ALIMONY-CONTEMPT	\$961.50	\$961.50	1
ARSON-MISDEMEANOR	\$480.33	\$960.66	2
COMPUTER RELATED FRAUD-MISDEMEANOR	\$446.12	\$892.23	2
FAIL PAY CHILD SUPPORT-MISDEMEANOR	\$438.08	\$876.15	2
INVOL MANSLAUGHTER-FELONY	\$836.86	\$836.86	1
ROBBERY-MISDEMEANOR	\$821.54	\$821.54	1
MOTOR VEHICLE SAFETY N/P-MISDEMEANOR	\$405.39	\$810.78	2
JAIL ESCAPE-MISDEMEANOR	\$196.24	\$784.94	4
FRAUD-MUNICIPAL CHARGES	\$391.33	\$782.66	2
MOTOR VEHICLE SAFETY-MUNICIPAL CHARGES	\$373.50	\$747.00	2
BRANDISHING WEAPON-MUNICIPAL CHARGES	\$351.00	\$702.00	2
RETALIATE PUBLIC OFFICIAL-MISDEMEANOR	\$350.45	\$700.89	2
CONCEAL A MINOR-MISDEMEANOR	\$632.82	\$632.82	1
OBS EMERGENCY PERSONNEL-FELONY	\$309.72	\$619.43	2
LITTERING-MUNICIPAL CHARGES	\$308.24	\$616.48	2
NEGLIGENT HOMICIDE-MISDEMEANOR	\$301.54	\$603.07	2
AUTO TAMPERING-FELONY	\$193.99	\$581.97	3
WANTON ENDANGERMENT-MISDEMEANOR	151.0	\$453.10	3
SPEEDING-MUNICIPAL CHARGES	\$216.93	\$433.85	2
CONTRIBUTE DEL MINOR-MUNICIPAL CHARGES	\$143.87	\$431.61	3
INTERRUPT PHONE SERVICES-FELONY	\$428.25	\$428.25	1
LITTERING 1ST/2ND-MISDEMEANOR	\$428.00	\$428.00	1
SOLICIT/PROSTITUTION-MUNICIPAL CHARGES	\$201.44	\$402.88	2
HARASSMENT-MUNICIPAL CHARGES	\$388.00	\$388.00	1
PEACE WARRANT-MISDEMEANOR	\$127.51	\$382.52	3
BRIBERY-FELONY	\$368.95	\$368.95	1
ANIMAL CONTROL-MUNICIPAL CHARGES	\$184.38	\$368.75	2
WITNESS-OTHER	344.0	\$344.00	1
FALSE PRETENSES-MUNICIPAL CHARGES	\$159.17	\$318.34	2
INTIMIDATE WITNESS-MISDEMEANOR	\$296.00	\$296.00	1

<b>PUBLIC DEFENDER SERVICES</b> <b>CRIMINAL CHARGE AVERAGE (IN TOTAL DESCENDING COST ORDER)</b> <b>FISCAL YEAR 2023</b>			
<b>Criminal Charge</b>	<b>Average (\$)</b>	<b>Total (\$)</b>	<b>Count</b>
SEXUAL ASSAULT-MISDEMEANOR	\$147.80	\$295.59	2
SPEEDING-FELONY	\$283.53	\$283.53	1
PUBLIC INTOXICATION 1ST-MISDEMEANOR	\$130.15	\$260.30	2
DEL CONTRABAND INMATE-MISDEMEANOR	\$242.30	\$242.30	1
MANDAMUS-MANDAMUS/PROHIBITION	\$234.00	\$234.00	1
GAL INCARCERATED-OTHER	\$231.43	\$231.43	1
FORFEITURE-MISDEMEANOR	\$230.00	\$230.00	1
DEADLY WEAPON-MUNICIPAL CHARGES	\$216.00	\$216.00	1
GAL ADULT-OTHER	\$204.00	\$204.00	1
MUNICIPAL CHARGES-MUNICIPAL CHARGES	\$203.19	\$203.19	1
OPEN CONTAINER-MISDEMEANOR	\$191.64	\$191.64	1
FORFEITURE-FELONY	\$186.90	\$186.90	1
BOMB THREAT-MISDEMEANOR	\$149.81	\$149.81	1
INDECENT EXPOSURE-MUNICIPAL CHARGES	\$120.00	\$120.00	1
MFG/POSS OR DIST OF METH-MUNICIPAL CHARGES	\$82.00	\$82.00	1
<b>TOTAL</b>	<b>\$831.42</b>	<b>\$32,265,593.21</b>	<b>38,808</b>

PUBLIC DEFENDER SERVICES CRIMINAL CHARGE AVERAGE (IN ALPHABETICAL ORDER) FISCAL YEAR 2024			
Criminal Charge	Average (\$)	Total (\$)	Count
ABUSE & NEGLECT APPEAL-SUPREME COURT	\$1,362.28	\$328,309.51	241
ABUSE & NEGLECT-ABUSE	\$1,111.75	\$17,148,772.16	15,425
ACCESSORY-FELONY	\$1,971.14	\$67,018.75	34
ACCESSORY-MISDEMEANOR	\$511.37	\$3,579.60	7
ADULT ABUSE-OTHER	\$715.54	\$14,310.81	20
AGGRAVATED ROBBERY-FELONY	\$1,463.50	\$137,569.03	94
AIDING & ABETTING-FELONY	\$915.43	\$32,955.61	36
AIDING & ABETTING-MISDEMEANOR	\$308.35	\$1,541.77	5
ANIMAL CONTROL-FELONY	\$442.18	\$1,326.53	3
ANIMAL CONTROL-MISDEMEANOR	\$598.72	\$22,751.18	38
ANIMAL CONTROL-MUNICIPAL CHARGES	\$302.23	\$604.45	2
ARSON-FELONY	\$824.95	\$50,321.73	61
ARSON-MISDEMEANOR	\$394.61	\$1,183.83	3
ASSAULT & BATTERY-FELONY	\$1,020.23	\$115,285.73	113
ASSAULT & BATTERY-MISDEMEANOR	\$504.44	\$281,984.11	559
ASSAULT & BATTERY-MUNICIPAL CHARGES	\$326.25	\$14,028.65	43
ATTEMPT-FELONY	\$926.01	\$103,712.99	112
ATTEMPT-MISDEMEANOR	\$444.84	\$4,893.26	11
AUTO TAMPERING-FELONY	\$1,138.23	\$1,138.23	1
AUTO TAMPERING-MISDEMEANOR	\$361.97	\$5,067.52	14
BOND REDUCTION-OTHER	\$276.60	\$1,106.40	4
BRANDISHING WEAPON-FELONY	\$2,438.23	\$21,944.11	9
BRANDISHING WEAPON-MISDEMEANOR	\$405.26	\$23,504.84	58
BRANDISHING WEAPON-MUNICIPAL CHARGES	\$276.00	\$276.00	1
BREAKING & ENTERING-FELONY	\$861.38	\$266,165.32	309
BREAKING & ENTERING-MISDEMEANOR	\$381.35	\$9,533.70	25
BRIBERY-FELONY	\$604.95	\$604.95	1
BRIBERY-MISDEMEANOR	\$70.00	\$70.00	1
BURGLARY-FELONY	\$870.58	\$409,170.92	470
BURGLARY-MISDEMEANOR	\$499.15	\$3,494.02	7
CHILD ABUSE-FELONY	\$1,077.84	\$389,101.96	361
CHILD ABUSE-MISDEMEANOR	\$452.12	\$25,318.95	56
COMPUTER RELATED FRAUD-FELONY	\$652.98	\$23,507.37	36
COMPUTER RELATED FRAUD-MISDEMEANOR	\$1,168.05	\$3,504.15	3
CONCEAL A MINOR-FELONY	\$863.03	\$12,945.47	15
CONCEAL DEAD BODY-FELONY	\$1,353.93	\$6,769.67	5
CONSPIRACY-FELONY	\$892.09	\$306,880.34	344
CONSPIRACY-MISDEMEANOR	\$553.20	\$38,723.80	70

PUBLIC DEFENDER SERVICES CRIMINAL CHARGE AVERAGE (IN ALPHABETICAL ORDER) FISCAL YEAR 2024			
Criminal Charge	Average (\$)	Total (\$)	Count
CONTEMPT-CONTEMPT	\$386.25	\$18,540.04	48
CONTRIBUTE DEL MINOR-FELONY	\$1,810.73	\$7,242.91	4
CONTRIBUTE DEL MINOR-MISDEMEANOR	\$477.68	\$14,808.06	31
CONTROLLED SUBSTANCES-FELONY	\$941.26	\$1,566,261.37	1,664
CONTROLLED SUBSTANCES-MISDEMEANOR	\$417.96	\$626,104.46	1,498
CONTROLLED SUBSTANCES-MUNICIPAL CHARGES	\$345.22	\$50,747.74	147
COUNTERFEITING-FELONY	\$611.88	\$14,073.33	23
COUNTERFEITING-MISDEMEANOR	\$305.02	\$1,525.11	5
CRUELTY TO ANIMALS-FELONY	\$1,360.00	\$28,560.06	21
CRUELTY TO ANIMALS-MISDEMEANOR	\$619.20	\$33,437.02	54
DEADLY WEAPON-FELONY	\$815.34	\$150,838.08	185
DEADLY WEAPON-MISDEMEANOR	\$397.51	\$31,800.78	80
DEL CONTRABAND INMATE-FELONY	\$767.84	\$11,517.66	15
DEL CONTRABAND INMATE-MISDEMEANOR	\$1,026.44	\$2,052.88	2
DESTRUCTION OF PROPERTY-FELONY	\$933.86	\$67,237.63	72
DESTRUCTION OF PROPERTY-MISDEMEANOR	\$449.99	\$85,498.07	190
DESTRUCTION OF PROPERTY-MUNICIPAL CHARGES	\$354.91	\$2,839.27	8
DISORDERLY CONDUCT-MISDEMEANOR	\$457.12	\$20,570.28	45
DISORDERLY CONDUCT-MUNICIPAL CHARGES	\$364.12	\$5,825.98	16
DISTURB THE PEACE-MISDEMEANOR	\$139.00	\$139.00	1
DISTURB THE PEACE-MUNICIPAL CHARGES	\$427.63	\$4,703.93	11
DNR CHARGE-FELONY	\$451.75	\$903.50	2
DNR CHARGE-MISDEMEANOR	\$438.24	\$17,091.52	39
DNR CHARGE-MUNICIPAL CHARGES	\$152.16	\$152.16	1
DOMESTIC VIOLENCE-FELONY	\$844.94	\$163,918.86	194
DOMESTIC VIOLENCE-MISDEMEANOR	\$455.12	\$673,122.92	1,479
DOMESTIC VIOLENCE-MUNICIPAL CHARGES	\$337.74	\$3,039.63	9
DUI 1ST OFFENSE-MISDEMEANOR	\$421.13	\$272,049.66	646
DUI 1ST OFFENSE-MUNICIPAL CHARGES	\$414.50	\$23,626.72	57
DUI 2ND OFFENSE-MISDEMEANOR	\$687.79	\$52,271.85	76
DUI 2ND OFFENSE-MUNICIPAL CHARGES	\$549.22	\$2,196.88	4
DUI 3RD OFFENSE-FELONY	\$731.44	\$59,978.15	82
DUI W/ INJURY-FELONY	\$1,372.33	\$37,052.78	27
DUI W/ INJURY-MISDEMEANOR	\$548.08	\$4,384.64	8
DUI/W DEATH-FELONY	\$567.43	\$567.43	1
EMBEZZLEMENT-FELONY	\$1,780.05	\$65,861.84	37
EMBEZZLEMENT-MISDEMEANOR	\$500.58	\$8,009.28	16
EXPUNGEMENT-OTHER	\$3,044.30	\$3,044.30	1

PUBLIC DEFENDER SERVICES CRIMINAL CHARGE AVERAGE (IN ALPHABETICAL ORDER) FISCAL YEAR 2024			
Criminal Charge	Average (\$)	Total (\$)	Count
EXTORTION-FELONY	\$2,591.15	\$2,591.15	1
EXTORTION-MISDEMEANOR	\$386.56	773.11	2
EXTRADITION-EXTRADITION	\$238.23	\$41,690.82	175
FAIL MAINTAIN CONTROL-MISDEMEANOR	\$322.76	\$1,613.82	5
FAIL PAY CHILD SUPPORT-CONTEMPT	\$298.59	\$5,374.54	18
FAIL PAY CHILD SUPPORT-FELONY	\$605.74	\$2,422.94	4
FAIL PAY CHILD SUPPORT-MISDEMEANOR	\$363.94	\$2,183.62	6
FAIL TO REG SEX OFFENDER-FELONY	\$764.86	\$215,689.21	282
FAIL TO REG SEX OFFENDER-MISDEMEANOR	\$394.61	\$6,313.69	16
FAILURE TO APPEAR-FELONY	\$972.33	\$16,529.60	17
FAILURE TO APPEAR-MISDEMEANOR	\$511.21	\$7,156.99	14
FALSE PRETENSES-FELONY	\$792.22	\$45,156.30	57
FALSE PRETENSES-MISDEMEANOR	\$366.07	\$17,205.28	47
FALSE SWEARING-FELONY	\$537.08	\$2,685.42	5
FALSE SWEARING-MISDEMEANOR	\$403.76	\$15,343.00	38
FLEEING VEHICLE W/DUI-FELONY	\$1,051.25	\$85,150.91	81
FLEEING VEHICLE W/DUI-MISDEMEANOR	\$477.55	\$3,342.88	7
FORFEITURE-FELONY	\$3,214.81	\$3,214.81	1
FORFEITURE-MISDEMEANOR	\$359.10	\$359.10	1
FORFEITURE/ORG CRIME-FELONY	\$984.39	\$984.39	1
FORGERY & UTTERING-FELONY	\$802.56	\$97,109.65	121
FORGERY & UTTERING-MISDEMEANOR	\$326.84	\$653.67	2
FRAUD-FELONY	\$859.50	\$179,636.36	209
FRAUD-MISDEMEANOR	\$607.06	\$20,640.15	34
FRAUD-MUNICIPAL CHARGES	\$466.28	\$466.28	1
FUGITIVE/JUSTICE-FUGITIVE	\$272.64	\$14,722.65	54
GRAND LARCENY-FELONY	\$873.46	\$506,606.02	580
GUARDIAN CHILDREN-OTHER	\$1,015.87	\$10,158.69	10
HABEAS APPEAL-SUPREME COURT	\$2,006.32	\$32,101.13	16
HABEAS CORPUS-HABEAS	\$2,301.46	\$462,593.89	201
HARASSMENT-FELONY	\$822.86	\$15,634.34	19
HARASSMENT-MISDEMEANOR	\$424.35	\$27,582.53	65
HOME CONFINEMENT-OTHER	\$453.71	\$16,333.55	36
INCEST-FELONY	\$2,365.06	\$33,110.83	14
INDECENT EXPOSURE-FELONY	\$503.31	\$2,013.25	4
INDECENT EXPOSURE-MISDEMEANOR	\$441.72	\$7,950.97	18
INDECENT EXPOSURE-MUNICIPAL CHARGES	\$382.39	\$1,147.17	3
INTERRUPT PHONE SERVICES-MISDEMEANOR	\$82.00	\$82.00	1

PUBLIC DEFENDER SERVICES CRIMINAL CHARGE AVERAGE (IN ALPHABETICAL ORDER) FISCAL YEAR 2024			
Criminal Charge	Average (\$)	Total (\$)	Count
INTIMIDATE WITNESS-FELONY	\$398.21	\$7,167.86	18
INVOL MANSLAUGHTER-FELONY	\$3,087.88	\$3,087.88	1
JAIL ESCAPE-FELONY	\$983.49	\$32,455.22	33
JAIL ESCAPE-MISDEMEANOR	\$324.10	\$1,944.61	6
JOYRIDING-FELONY	\$561.68	\$1,685.03	3
JOYRIDING-MISDEMEANOR	\$702.44	\$14,751.26	21
JUVENILE STATUS MISC-OTHER	\$418.63	\$4,186.34	10
JUVENILE-JUVENILE	\$768.25	\$2,051,217.36	2,670
KIDNAPPING-FELONY	\$2,149.97	\$144,048.20	67
LEAVE SCENE ACCIDENT-FELONY	\$663.61	\$6,636.10	10
LEAVE SCENE ACCIDENT-MISDEMEANOR	\$509.62	\$10,192.45	20
LEAVE SCENE ACCIDENT-MUNICIPAL CHARGES	\$276.05	\$1,104.19	4
LITTERING-MISDEMEANOR	\$409.46	\$4,504.02	11
LITTERING-MUNICIPAL CHARGES	\$228.23	\$912.91	4
MAGISTRATE APPEAL-MAGISTRATE APPEAL	\$1,150.25	\$12,652.79	11
MAKE/USE EXPLOSIVES-FELONY	\$1,211.80	\$4,847.18	4
MAL WOUNDING/ASSAULT-FELONY	\$1,077.66	\$270,492.36	251
MAL WOUNDING/ASSAULT-MISDEMEANOR	\$488.42	\$9,768.43	20
MANDAMUS-MANDAMUS/PROHIBITION	\$674.60	\$1,349.20	2
MENTAL HYGIENE-MENTAL HYGIENE	\$162.85	\$295,901.15	1,817
MFG/POSS OR DIST OF METH-FELONY	\$836.66	\$67,769.44	81
MFG/POSS OR DIST OF METH-MISDEMEANOR	\$383.11	\$8,045.25	21
MISCELLANEOUS-FELONY	\$664.40	\$22,589.62	34
MISCELLANEOUS-MISDEMEANOR	\$413.74	\$11,171.01	27
MISCELLANEOUS-MUNICIPAL CHARGES	\$362.00	\$362.00	1
MISCELLANEOUS-OTHER	\$475.05	\$6,175.59	13
MOTOR VEHICLE SAFETY-FELONY	\$1,238.41	\$8,668.88	7
MOTOR VEHICLE SAFETY-MISDEMEANOR	\$414.15	\$17,394.43	42
MOTOR VEHICLE SAFETY-MUNICIPAL CHARGES	\$276.34	\$552.68	2
MUNICIPAL CHARGES-MUNICIPAL CHARGES	\$348.75	\$697.49	2
MURDER-FELONY	\$4,985.90	\$1,166,699.79	234
NEGLIGENT HOMICIDE-FELONY	\$4,400.00	\$13,200.00	3
NEGLIGENT HOMICIDE-MISDEMEANOR	\$614.67	\$3,073.34	5
NO OPERATORS 1ST-MISDEMEANOR	\$392.78	\$3,142.27	8
NO OPERATORS-FELONY	\$606.40	\$7,883.23	13
NO OPERATORS-MISDEMEANOR	\$459.04	\$25,706.06	56
NO OPERATORS-MUNICIPAL CHARGES	\$268.40	\$3,489.25	13
NO PROOF OF INS 1ST-MISDEMEANOR	\$373.93	\$1,495.70	4

PUBLIC DEFENDER SERVICES CRIMINAL CHARGE AVERAGE (IN ALPHABETICAL ORDER) FISCAL YEAR 2024			
Criminal Charge	Average (\$)	Total (\$)	Count
NO PROOF OF INS-FELONY	\$736.17	\$1,472.34	2
NO PROOF OF INS-MISDEMEANOR	\$254.90	\$9,431.40	37
NO PROOF OF INS-MUNICIPAL CHARGES	\$325.32	\$3,253.23	10
OBS EMERGENCY PERSONNEL-FELONY	\$1,031.42	\$6,188.54	6
OBS EMERGENCY PERSONNEL-MISDEMEANOR	\$443.78	\$10,206.85	23
OBS EMERGENCY PERSONNEL-MUNICIPAL CHARGES	\$18.00	\$18.00	1
OBSTRUCT CITY PERSONNEL-FELONY	\$265.19	\$530.37	2
OBSTRUCT CITY PERSONNEL-MISDEMEANOR	\$583.38	\$8,750.69	15
OBSTRUCT CITY PERSONNEL-MUNICIPAL CHARGES	\$203.79	\$1,426.50	7
OBSTRUCTION JUSTICE-FELONY	\$887.75	\$94,989.68	107
OBSTRUCTION JUSTICE-MISDEMEANOR	\$401.68	\$176,737.95	440
OBSTRUCTION JUSTICE-MUNICIPAL CHARGES	\$541.12	\$16,233.57	30
OFFENSES BY INMATES-FELONY	\$1,184.52	\$33,166.65	28
OPEN CONTAINER-MUNICIPAL CHARGES	\$308.80	\$2,161.62	7
ORGANIZED CRIME-FELONY	\$2,768.64	\$22,149.09	8
PAROLE VIOLATION-REVOCATION	\$406.40	\$97,534.90	240
PAROLE/PROBATION-REVOCATION	\$638.30	\$37,659.50	59
PATERNITY-PATERNITY	\$1,904.07	\$1,904.07	1
PEACE WARRANT-MISDEMEANOR	\$950.00	\$950.00	1
PERJURY-FELONY	\$470.16	\$470.16	1
PERMIT UNAUTH/DRIVE-FELONY	\$2,628.00	\$2,628.00	1
PERMIT UNAUTH/DRIVE-MISDEMEANOR	\$456.64	\$8,676.10	19
PERMITTING DUI-MISDEMEANOR	\$371.55	\$1,486.19	4
PETIT LARCENY-MISDEMEANOR	\$377.98	\$128,890.45	341
PETIT LARCENY-MUNICIPAL CHARGES	\$256.61	\$4,875.67	19
PORNOGRAPHY-FELONY	\$909.63	\$37,294.89	41
PORNOGRAPHY-MISDEMEANOR	\$931.36	\$5,588.16	6
PRE GRAND JURY-OTHER	\$386.90	\$3,482.07	9
PROBATION VIOLATION-REVOCATION	\$491.30	\$408,269.73	831
PUBLIC INTOXICATION 1ST-MISDEMEANOR	\$305.53	\$611.05	2
PUBLIC INTOXICATION-MISDEMEANOR	\$517.28	\$12,931.99	25
PUBLIC INTOXICATION-MUNICIPAL CHARGES	\$330.17	\$3,301.73	10
REC/TRANS STOLEN PRO-FELONY	\$778.02	\$152,492.58	196
REC/TRANS STOLEN PRO-MISDEMEANOR	\$430.36	\$38,301.86	89
RECIDIVIST-OTHER	\$2,070.11	\$16,560.87	8
RECKLESS DRIVING-FELONY	\$725.57	\$21,041.44	29
RECKLESS DRIVING-MISDEMEANOR	\$488.88	\$13,199.79	27
RECKLESS DRIVING-MUNICIPAL CHARGES	\$188.22	\$376.44	2

PUBLIC DEFENDER SERVICES CRIMINAL CHARGE AVERAGE (IN ALPHABETICAL ORDER) FISCAL YEAR 2024			
Criminal Charge	Average (\$)	Total (\$)	Count
RESISTING ARREST-FELONY	\$1,074.01	\$4,296.02	4
RESISTING ARREST-MISDEMEANOR	\$544.26	\$5,986.87	11
RESTITUTION-OTHER	\$817.69	\$6,541.49	8
RETALIATE PUBLIC OFFICIAL-FELONY	\$1,064.18	\$9,577.64	9
ROBBERY-FELONY	\$1,100.92	\$12,110.17	11
ROBBERY-MISDEMEANOR	\$1,002.95	\$1,002.95	1
SENTENCE REDUCTION-OTHER	\$498.28	\$51,322.89	103
SEXUAL ABUSE-FELONY	\$1,654.48	\$268,026.11	162
SEXUAL ABUSE-MISDEMEANOR	\$718.00	\$718.00	1
SEXUAL ASSAULT-FELONY	\$1,660.29	\$310,474.76	187
SHOOT W/N 500 FEET-FELONY	\$382.10	\$764.19	2
SHOOT W/N 500 FEET-MISDEMEANOR	\$486.64	\$973.28	2
SHOPLIFTING-FELONY	\$681.96	\$84,563.05	124
SHOPLIFTING-MISDEMEANOR	\$376.95	\$52,772.57	140
SHOPLIFTING-MUNICIPAL CHARGES	\$221.98	\$6,215.32	28
SOLICIT/PROSTITUTION-FELONY	\$1,519.24	\$53,173.50	35
SOLICIT/PROSTITUTION-MISDEMEANOR	\$134.82	\$134.82	1
SOLICIT/PROSTITUTION-MUNICIPAL CHARGES	\$235.22	\$470.43	2
SPEEDING-MISDEMEANOR	\$260.62	\$1,824.35	7
SPEEDING-MUNICIPAL CHARGES	\$636.01	\$1,272.02	2
STALKING-FELONY	\$818.60	\$6,548.83	8
STALKING-MISDEMEANOR	\$413.19	\$8,676.98	21
SUPREME COURT APPEAL-SUPREME COURT	\$2,892.60	\$231,407.83	80
SUSPEND/REV LICENSE-FELONY	\$665.72	\$85,877.46	129
SUSPEND/REV LICENSE-MISDEMEANOR	\$437.93	\$235,168.67	537
SUSPEND/REV LICENSE-MUNICIPAL CHARGES	\$424.54	\$5,094.52	12
TERM PARENTAL RIGHTS-TERMINATION	\$1,351.00	\$16,212.00	12
TERRORIST ACTS-FELONY	\$902.78	\$34,305.70	38
TRESPASSING-FELONY	\$282.16	\$282.16	1
TRESPASSING-MISDEMEANOR	\$379.13	\$35,638.61	94
TRESPASSING-MUNICIPAL CHARGES	\$268.25	\$35,141.30	131
TRUANCY-MISDEMEANOR	\$361.64	\$9,041.03	25
UNDER AGE DRINKING-MISDEMEANOR	\$436.65	\$3,929.82	9
UNLAWFUL RESTRAINT-MISDEMEANOR	\$788.59	\$2,365.76	3
UNLAWFUL WOUNDING-FELONY	\$1,335.54	\$13,355.43	10
VOL MANSLAUGHTER-FELONY	\$2,198.46	\$10,992.30	5
WANTON ENDANGERMENT-FELONY	\$1,032.88	\$194,182.09	188
WANTON ENDANGERMENT-MISDEMEANOR	\$295.26	\$1,771.55	6

<b>PUBLIC DEFENDER SERVICES</b>			
<b>CRIMINAL CHARGE AVERAGE (IN ALPHABETICAL ORDER)</b>			
<b>FISCAL YEAR 2024</b>			
<b>Criminal Charge</b>	<b>Average (\$)</b>	<b>Total (\$)</b>	<b>Count</b>
WELFARE FRAUD-FELONY	\$1,278.99	\$7,673.96	6
WORTHLESS CHECKS-MISDEMEANOR	\$302.86	\$908.57	3
<b>TOTAL</b>	<b>\$878.93</b>	<b>\$33,357,957.60</b>	<b>37,953</b>

<b>PUBLIC DEFENDER SERVICES</b>			
<b>CRIMINAL CHARGE AVERAGE (IN TOTAL DESCENDING COST ORDER)</b>			
<b>FISCAL YEAR 2024</b>			
<b>Criminal Charge</b>	<b>Average (\$)</b>	<b>Total (\$)</b>	<b>Count</b>
ABUSE & NEGLECT-ABUSE	\$1,111.75	\$17,148,772.16	15,425
JUVENILE-JUVENILE	\$768.25	\$2,051,217.36	2,670
CONTROLLED SUBSTANCES-FELONY	\$941.26	\$1,566,261.37	1,664
MURDER-FELONY	\$4,985.90	\$1,166,699.79	234
DOMESTIC VIOLENCE-MISDEMEANOR	\$455.12	\$673,122.92	1,479
CONTROLLED SUBSTANCES-MISDEMEANOR	\$417.96	\$626,104.46	1,498
GRAND LARCENY-FELONY	\$873.46	\$506,606.02	580
HABEAS CORPUS-HABEAS	\$2,301.46	\$462,593.89	201
BURGLARY-FELONY	\$870.58	\$409,170.92	470
PROBATION VIOLATION-REVOCATION	\$491.30	\$408,269.73	831
CHILD ABUSE-FELONY	\$1,077.84	\$389,101.96	361
ABUSE & NEGLECT APPEAL-SUPREME COURT	\$1,362.28	\$328,309.51	241
SEXUAL ASSAULT-FELONY	\$1,660.29	\$310,474.76	187
CONSPIRACY-FELONY	\$892.09	\$306,880.34	344
MENTAL HYGIENE-MENTAL HYGIENE	\$162.85	\$295,901.15	1,817
ASSAULT & BATTERY-MISDEMEANOR	\$504.44	\$281,984.11	559
DUI 1ST OFFENSE-MISDEMEANOR	\$421.13	\$272,049.66	646
MAL WOUNDING/ASSAULT-FELONY	\$1,077.66	\$270,492.36	251
SEXUAL ABUSE-FELONY	\$1,654.48	\$268,026.11	162
BREAKING & ENTERING-FELONY	\$861.38	\$266,165.32	309
SUSPEND/REV LICENSE-MISDEMEANOR	\$437.93	\$235,168.67	537
SUPREME COURT APPEAL-SUPREME COURT	\$2,892.60	\$231,407.83	80
FAIL TO REG SEX OFFENDER-FELONY	\$764.86	\$215,689.21	282
WANTON ENDANGERMENT-FELONY	\$1,032.88	\$194,182.09	188
FRAUD-FELONY	\$859.50	\$179,636.36	209
OBSTRUCTION JUSTICE-MISDEMEANOR	\$401.68	\$176,737.95	440
DOMESTIC VIOLENCE-FELONY	\$844.94	\$163,918.86	194
REC/TRANS STOLEN PRO-FELONY	\$778.02	\$152,492.58	196
DEADLY WEAPON-FELONY	\$815.34	\$150,838.08	185
KIDNAPPING-FELONY	\$2,149.97	\$144,048.20	67
AGGRAVATED ROBBERY-FELONY	\$1,463.50	\$137,569.03	94
PETIT LARCENY-MISDEMEANOR	\$377.98	\$128,890.45	341
ASSAULT & BATTERY-FELONY	\$1,020.23	\$115,285.73	113
ATTEMPT-FELONY	\$926.01	\$103,712.99	112
PAROLE VIOLATION-REVOCATION	\$406.40	\$97,534.90	240
FORGERY & UTTERING-FELONY	\$802.56	\$97,109.65	121
OBSTRUCTION JUSTICE-FELONY	\$887.75	\$94,989.68	107
SUSPEND/REV LICENSE-FELONY	\$665.72	\$85,877.46	129

<b>PUBLIC DEFENDER SERVICES</b>			
<b>CRIMINAL CHARGE AVERAGE (IN TOTAL DESCENDING COST ORDER)</b>			
<b>FISCAL YEAR 2024</b>			
<b>Criminal Charge</b>	<b>Average (\$)</b>	<b>Total (\$)</b>	<b>Count</b>
DESTRUCTION OF PROPERTY-MISDEMEANOR	\$449.99	\$85,498.07	190
FLEEING VEHICLE W/DUI-FELONY	\$1,051.25	\$85,150.91	81
SHOPLIFTING-FELONY	\$681.96	\$84,563.05	124
MFG/POSS OR DIST OF METH-FELONY	\$836.66	\$67,769.44	81
DESTRUCTION OF PROPERTY-FELONY	\$933.86	\$67,237.63	72
ACCESSORY-FELONY	\$1,971.14	\$67,018.75	34
EMBEZZLEMENT-FELONY	\$1,780.05	\$65,861.84	37
DUI 3RD OFFENSE-FELONY	\$731.44	\$59,978.15	82
SOLICIT/PROSTITUTION-FELONY	\$1,519.24	\$53,173.50	35
SHOPLIFTING-MISDEMEANOR	\$376.95	\$52,772.57	140
DUI 2ND OFFENSE-MISDEMEANOR	\$687.79	\$52,271.85	76
SENTENCE REDUCTION-OTHER	\$498.28	\$51,322.89	103
CONTROLLED SUBSTANCES-MUNICIPAL CHARGES	\$345.22	\$50,747.74	147
ARSON-FELONY	\$824.95	\$50,321.73	61
FALSE PRETENSES-FELONY	\$792.22	\$45,156.30	57
EXTRADITION-EXTRADITION	\$238.23	\$41,690.82	175
CONSPIRACY-MISDEMEANOR	\$553.20	\$38,723.80	70
REC/TRANS STOLEN PRO-MISDEMEANOR	\$430.36	\$38,301.86	89
PAROLE/PROBATION-REVOCATION	\$638.30	\$37,659.50	59
PORNOGRAPHY-FELONY	\$909.63	\$37,294.89	41
DUI W/ INJURY-FELONY	\$1,372.33	\$37,052.78	27
TRESPASSING-MISDEMEANOR	\$379.13	\$35,638.61	94
TRESPASSING-MUNICIPAL CHARGES	\$268.25	\$35,141.30	131
TERRORIST ACTS-FELONY	\$902.78	\$34,305.70	38
CRUELTY TO ANIMALS-MISDEMEANOR	\$619.20	\$33,437.02	54
OFFENSES BY INMATES-FELONY	\$1,184.52	\$33,166.65	28
INCEST-FELONY	\$2,365.06	\$33,110.83	14
AIDING & ABETTING-FELONY	\$915.43	\$32,955.61	36
JAIL ESCAPE-FELONY	\$983.49	\$32,455.22	33
HABEAS APPEAL-SUPREME COURT	\$2,006.32	\$32,101.13	16
DEADLY WEAPON-MISDEMEANOR	\$397.51	\$31,800.78	80
CRUELTY TO ANIMALS-FELONY	\$1,360.00	\$28,560.06	21
HARASSMENT-MISDEMEANOR	\$424.35	\$27,582.53	65
NO OPERATORS-MISDEMEANOR	\$459.04	\$25,706.06	56
CHILD ABUSE-MISDEMEANOR	\$452.12	\$25,318.95	56
DUI 1ST OFFENSE-MUNICIPAL CHARGES	\$414.50	\$23,626.72	57
COMPUTER RELATED FRAUD-FELONY	\$652.98	\$23,507.37	36
BRANDISHING WEAPON-MISDEMEANOR	\$405.26	\$23,504.84	58

PUBLIC DEFENDER SERVICES			
CRIMINAL CHARGE AVERAGE (IN TOTAL DESCENDING COST ORDER)			
FISCAL YEAR 2024			
Criminal Charge	Average (\$)	Total (\$)	Count
ANIMAL CONTROL-MISDEMEANOR	\$598.72	\$22,751.18	38
MISCELLANEOUS-FELONY	\$664.40	\$22,589.62	34
ORGANIZED CRIME-FELONY	\$2,768.64	\$22,149.09	8
BRANDISHING WEAPON-FELONY	\$2,438.23	\$21,944.11	9
RECKLESS DRIVING-FELONY	\$725.57	\$21,041.44	29
FRAUD-MISDEMEANOR	\$607.06	\$20,640.15	34
DISORDERLY CONDUCT-MISDEMEANOR	\$457.12	\$20,570.28	45
CONTEMPT-CONTEMPT	\$386.25	\$18,540.04	48
MOTOR VEHICLE SAFETY-MISDEMEANOR	\$414.15	\$17,394.43	42
FALSE PRETENSES-MISDEMEANOR	\$366.07	\$17,205.28	47
DNR CHARGE-MISDEMEANOR	\$438.24	\$17,091.52	39
RECIDIVIST-OTHER	\$2,070.11	\$16,560.87	8
FAILURE TO APPEAR-FELONY	\$972.33	\$16,529.60	17
HOME CONFINEMENT-OTHER	\$453.71	\$16,333.55	36
OBSTRUCTION JUSTICE-MUNICIPAL CHARGES	\$541.12	\$16,233.57	30
TERM PARENTAL RIGHTS-TERMINATION	\$1,351.00	\$16,212.00	12
HARASSMENT-FELONY	\$822.86	\$15,634.34	19
FALSE SWEARING-MISDEMEANOR	\$403.76	\$15,343.00	38
CONTRIBUTE DEL MINOR-MISDEMEANOR	\$477.68	\$14,808.06	31
JOYRIDING-MISDEMEANOR	\$702.44	\$14,751.26	21
FUGITIVE/JUSTICE-FUGITIVE	\$272.64	\$14,722.65	54
ADULT ABUSE-OTHER	\$715.54	\$14,310.81	20
COUNTERFEITING-FELONY	\$611.88	\$14,073.33	23
ASSAULT & BATTERY-MUNICIPAL CHARGES	\$326.25	\$14,028.65	43
UNLAWFUL WOUNDING-FELONY	\$1,335.54	\$13,355.43	10
NEGLIGENT HOMICIDE-FELONY	\$4,400.00	\$13,200.00	3
RECKLESS DRIVING-MISDEMEANOR	\$488.88	\$13,199.79	27
CONCEAL A MINOR-FELONY	\$863.03	\$12,945.47	15
PUBLIC INTOXICATION-MISDEMEANOR	\$517.28	\$12,931.99	25
MAGISTRATE APPEAL-MAGISTRATE APPEAL	\$1,150.25	\$12,652.79	11
ROBBERY-FELONY	\$1,100.92	\$12,110.17	11
DEL CONTRABAND INMATE-FELONY	\$767.84	\$11,517.66	15
MISCELLANEOUS-MISDEMEANOR	\$413.74	\$11,171.01	27
VOL MANSLAUGHTER-FELONY	\$2,198.46	\$10,992.30	5
OBS EMERGENCY PERSONNEL-MISDEMEANOR	\$443.78	\$10,206.85	23
LEAVE SCENE ACCIDENT-MISDEMEANOR	\$509.62	\$10,192.45	20
GUARDIAN CHILDREN-OTHER	\$1,015.87	\$10,158.69	10
MAL WOUNDING/ASSAULT-MISDEMEANOR	\$488.42	\$9,768.43	20

<b>PUBLIC DEFENDER SERVICES</b>			
<b>CRIMINAL CHARGE AVERAGE (IN TOTAL DESCENDING COST ORDER)</b>			
<b>FISCAL YEAR 2024</b>			
<b>Criminal Charge</b>	<b>Average (\$)</b>	<b>Total (\$)</b>	<b>Count</b>
RETALIATE PUBLIC OFFICIAL-FELONY	\$1,064.18	\$9,577.64	9
BREAKING & ENTERING-MISDEMEANOR	\$381.35	\$9,533.70	25
NO PROOF OF INS-MISDEMEANOR	\$254.90	\$9,431.40	37
TRUANCY-MISDEMEANOR	\$361.64	\$9,041.03	25
OBSTRUCT CITY PERSONNEL-MISDEMEANOR	\$583.38	\$8,750.69	15
STALKING-MISDEMEANOR	\$413.19	\$8,676.98	21
PERMIT UNAUTH/DRIVE-MISDEMEANOR	\$456.64	\$8,676.10	19
MOTOR VEHICLE SAFETY-FELONY	\$1,238.41	\$8,668.88	7
MFG/POSS OR DIST OF METH-MISDEMEANOR	\$383.11	\$8,045.25	21
EMBEZZLEMENT-MISDEMEANOR	\$500.58	\$8,009.28	16
INDECENT EXPOSURE-MISDEMEANOR	\$441.72	\$7,950.97	18
NO OPERATORS-FELONY	\$606.40	\$7,883.23	13
WELFARE FRAUD-FELONY	\$1,278.99	\$7,673.96	6
CONTRIBUTE DEL MINOR-FELONY	\$1,810.73	\$7,242.91	4
INTIMIDATE WITNESS-FELONY	\$398.21	\$7,167.86	18
FAILURE TO APPEAR-MISDEMEANOR	\$511.21	\$7,156.99	14
CONCEAL DEAD BODY-FELONY	\$1,353.93	\$6,769.67	5
LEAVE SCENE ACCIDENT-FELONY	\$663.61	\$6,636.10	10
STALKING-FELONY	\$818.60	\$6,548.83	8
RESTITUTION-OTHER	\$817.69	\$6,541.49	8
FAIL TO REG SEX OFFENDER-MISDEMEANOR	\$394.61	\$6,313.69	16
SHOPLIFTING-MUNICIPAL CHARGES	\$221.98	\$6,215.32	28
OBS EMERGENCY PERSONNEL-FELONY	\$1,031.42	\$6,188.54	6
MISCELLANEOUS-OTHER	\$475.05	\$6,175.59	13
RESISTING ARREST-MISDEMEANOR	\$544.26	\$5,986.87	11
DISORDERLY CONDUCT-MUNICIPAL CHARGES	\$364.12	\$5,825.98	16
PORNOGRAPHY-MISDEMEANOR	\$931.36	\$5,588.16	6
FAIL PAY CHILD SUPPORT-CONTEMPT	\$298.59	\$5,374.54	18
SUSPEND/REV LICENSE-MUNICIPAL CHARGES	\$424.54	\$5,094.52	12
AUTO TAMPERING-MISDEMEANOR	\$361.97	\$5,067.52	14
ATTEMPT-MISDEMEANOR	\$444.84	\$4,893.26	11
PETIT LARCENY-MUNICIPAL CHARGES	\$256.61	\$4,875.67	19
MAKE/USE EXPLOSIVES-FELONY	\$1,211.80	\$4,847.18	4
DISTURB THE PEACE-MUNICIPAL CHARGES	\$427.63	\$4,703.93	11
LITTERING-MISDEMEANOR	\$409.46	\$4,504.02	11
DUI W/ INJURY-MISDEMEANOR	\$548.08	\$4,384.64	8
RESISTING ARREST-FELONY	\$1,074.01	\$4,296.02	4
JUVENILE STATUS MISC-OTHER	\$418.63	\$4,186.34	10

PUBLIC DEFENDER SERVICES			
CRIMINAL CHARGE AVERAGE (IN TOTAL DESCENDING COST ORDER)			
FISCAL YEAR 2024			
Criminal Charge	Average (\$)	Total (\$)	Count
UNDER AGE DRINKING-MISDEMEANOR	\$436.65	\$3,929.82	9
ACCESSORY-MISDEMEANOR	\$511.37	\$3,579.60	7
COMPUTER RELATED FRAUD-MISDEMEANOR	\$1,168.05	\$3,504.15	3
BURGLARY-MISDEMEANOR	\$499.15	\$3,494.02	7
NO OPERATORS-MUNICIPAL CHARGES	\$268.40	\$3,489.25	13
PRE GRAND JURY-OTHER	\$386.90	\$3,482.07	9
FLEEING VEHICLE W/DUI-MISDEMEANOR	\$477.55	\$3,342.88	7
PUBLIC INTOXICATION-MUNICIPAL CHARGES	\$330.17	\$3,301.73	10
NO PROOF OF INS-MUNICIPAL CHARGES	\$325.32	\$3,253.23	10
FORFEITURE-FELONY	\$3,214.81	\$3,214.81	1
NO OPERATORS 1ST-MISDEMEANOR	\$392.78	\$3,142.27	8
INVOL MANSLAUGHTER-FELONY	\$3,087.88	\$3,087.88	1
NEGLIGENT HOMICIDE-MISDEMEANOR	\$614.67	\$3,073.34	5
EXPUNGEMENT-OTHER	\$3,044.30	\$3,044.30	1
DOMESTIC VIOLENCE-MUNICIPAL CHARGES	\$337.74	\$3,039.63	9
DESTRUCTION OF PROPERTY-MUNICIPAL CHARGES	\$354.91	\$2,839.27	8
FALSE SWEARING-FELONY	\$537.08	\$2,685.42	5
PERMIT UNAUTH/DRIVE-FELONY	\$2,628.00	\$2,628.00	1
EXTORTION-FELONY	\$2,591.15	\$2,591.15	1
FAIL PAY CHILD SUPPORT-FELONY	\$605.74	\$2,422.94	4
UNLAWFUL RESTRAINT-MISDEMEANOR	\$788.59	\$2,365.76	3
DUI 2ND OFFENSE-MUNICIPAL CHARGES	\$549.22	\$2,196.88	4
FAIL PAY CHILD SUPPORT-MISDEMEANOR	\$363.94	\$2,183.62	6
OPEN CONTAINER-MUNICIPAL CHARGES	\$308.80	\$2,161.62	7
DEL CONTRABAND INMATE-MISDEMEANOR	\$1,026.44	\$2,052.88	2
INDECENT EXPOSURE-FELONY	\$503.31	\$2,013.25	4
JAIL ESCAPE-MISDEMEANOR	\$324.10	\$1,944.61	6
PATERNITY-PATERNITY	\$1,904.07	\$1,904.07	1
SPEEDING-MISDEMEANOR	\$260.62	\$1,824.35	7
WANTON ENDANGERMENT-MISDEMEANOR	\$295.26	\$1,771.55	6
JOYRIDING-FELONY	\$561.68	\$1,685.03	3
FAIL MAINTAIN CONTROL-MISDEMEANOR	\$322.76	\$1,613.82	5
AIDING & ABETTING-MISDEMEANOR	\$308.35	\$1,541.77	5
COUNTERFEITING-MISDEMEANOR	\$305.02	\$1,525.11	5
NO PROOF OF INS 1ST-MISDEMEANOR	\$373.93	\$1,495.70	4
PERMITTING DUI-MISDEMEANOR	\$371.55	\$1,486.19	4
NO PROOF OF INS-FELONY	\$736.17	\$1,472.34	2
OBSTRUCT CITY PERSONNEL-MUNICIPAL CHARGES	\$203.79	\$1,426.50	7

<b>PUBLIC DEFENDER SERVICES</b>			
<b>CRIMINAL CHARGE AVERAGE (IN TOTAL DESCENDING COST ORDER)</b>			
<b>FISCAL YEAR 2024</b>			
<b>Criminal Charge</b>	<b>Average (\$)</b>	<b>Total (\$)</b>	<b>Count</b>
MANDAMUS-MANDAMUS/PROHIBITION	\$674.60	\$1,349.20	2
ANIMAL CONTROL-FELONY	\$442.18	\$1,326.53	3
SPEEDING-MUNICIPAL CHARGES	\$636.01	\$1,272.02	2
ARSON-MISDEMEANOR	\$394.61	\$1,183.83	3
INDECENT EXPOSURE-MUNICIPAL CHARGES	\$382.39	\$1,147.17	3
AUTO TAMPERING-FELONY	\$1,138.23	\$1,138.23	1
BOND REDUCTION-OTHER	\$276.60	\$1,106.40	4
LEAVE SCENE ACCIDENT-MUNICIPAL CHARGES	\$276.05	\$1,104.19	4
ROBBERY-MISDEMEANOR	\$1,002.95	\$1,002.95	1
FORFEITURE/ORG CRIME-FELONY	\$984.39	\$984.39	1
SHOOT W/N 500 FEET-MISDEMEANOR	\$486.64	\$973.28	2
PEACE WARRANT-MISDEMEANOR	\$950.00	\$950.00	1
LITTERING-MUNICIPAL CHARGES	\$228.23	\$912.91	4
WORTHLESS CHECKS-MISDEMEANOR	\$302.86	\$908.57	3
DNR CHARGE-FELONY	\$451.75	\$903.50	2
EXTORTION-MISDEMEANOR	\$386.56	773.11	2
SHOOT W/N 500 FEET-FELONY	\$382.10	\$764.19	2
SEXUAL ABUSE-MISDEMEANOR	\$718.00	\$718.00	1
MUNICIPAL CHARGES-MUNICIPAL CHARGES	\$348.75	\$697.49	2
FORGERY & UTTERING-MISDEMEANOR	\$326.84	\$653.67	2
PUBLIC INTOXICATION 1ST-MISDEMEANOR	\$305.53	\$611.05	2
BRIBERY-FELONY	\$604.95	\$604.95	1
ANIMAL CONTROL-MUNICIPAL CHARGES	\$302.23	\$604.45	2
DUI/W DEATH-FELONY	\$567.43	\$567.43	1
MOTOR VEHICLE SAFETY-MUNICIPAL CHARGES	\$276.34	\$552.68	2
OBSTRUCT CITY PERSONNEL-FELONY	\$265.19	\$530.37	2
SOLICIT/PROSTITUTION-MUNICIPAL CHARGES	\$235.22	\$470.43	2
PERJURY-FELONY	\$470.16	\$470.16	1
FRAUD-MUNICIPAL CHARGES	\$466.28	\$466.28	1
RECKLESS DRIVING-MUNICIPAL CHARGES	\$188.22	\$376.44	2
MISCELLANEOUS-MUNICIPAL CHARGES	\$362.00	\$362.00	1
FORFEITURE-MISDEMEANOR	\$359.10	\$359.10	1
TRESPASSING-FELONY	\$282.16	\$282.16	1
BRANDISHING WEAPON-MUNICIPAL CHARGES	\$276.00	\$276.00	1
DNR CHARGE-MUNICIPAL CHARGES	\$152.16	\$152.16	1
DISTURB THE PEACE-MISDEMEANOR	\$139.00	\$139.00	1
SOLICIT/PROSTITUTION-MISDEMEANOR	\$134.82	\$134.82	1
INTERRUPT PHONE SERVICES-MISDEMEANOR	\$82.00	\$82.00	1

<b>PUBLIC DEFENDER SERVICES</b>			
<b>CRIMINAL CHARGE AVERAGE (IN TOTAL DESCENDING COST ORDER)</b>			
<b>FISCAL YEAR 2024</b>			
<b>Criminal Charge</b>	<b>Average (\$)</b>	<b>Total (\$)</b>	<b>Count</b>
BRIBERY-MISDEMEANOR	\$70.00	\$70.00	1
OBS EMERGENCY PERSONNEL-MUNICIPAL CHARGES	\$18.00	\$18.00	1
<b>TOTAL</b>	<b>\$878.93</b>	<b>\$33,357,957.60</b>	<b>37,953</b>

Page intentionally left blank



The Morgantown PDC's opening ceremony in January 2023. Photo by Ron Rittenhouse of The Dominion Post.

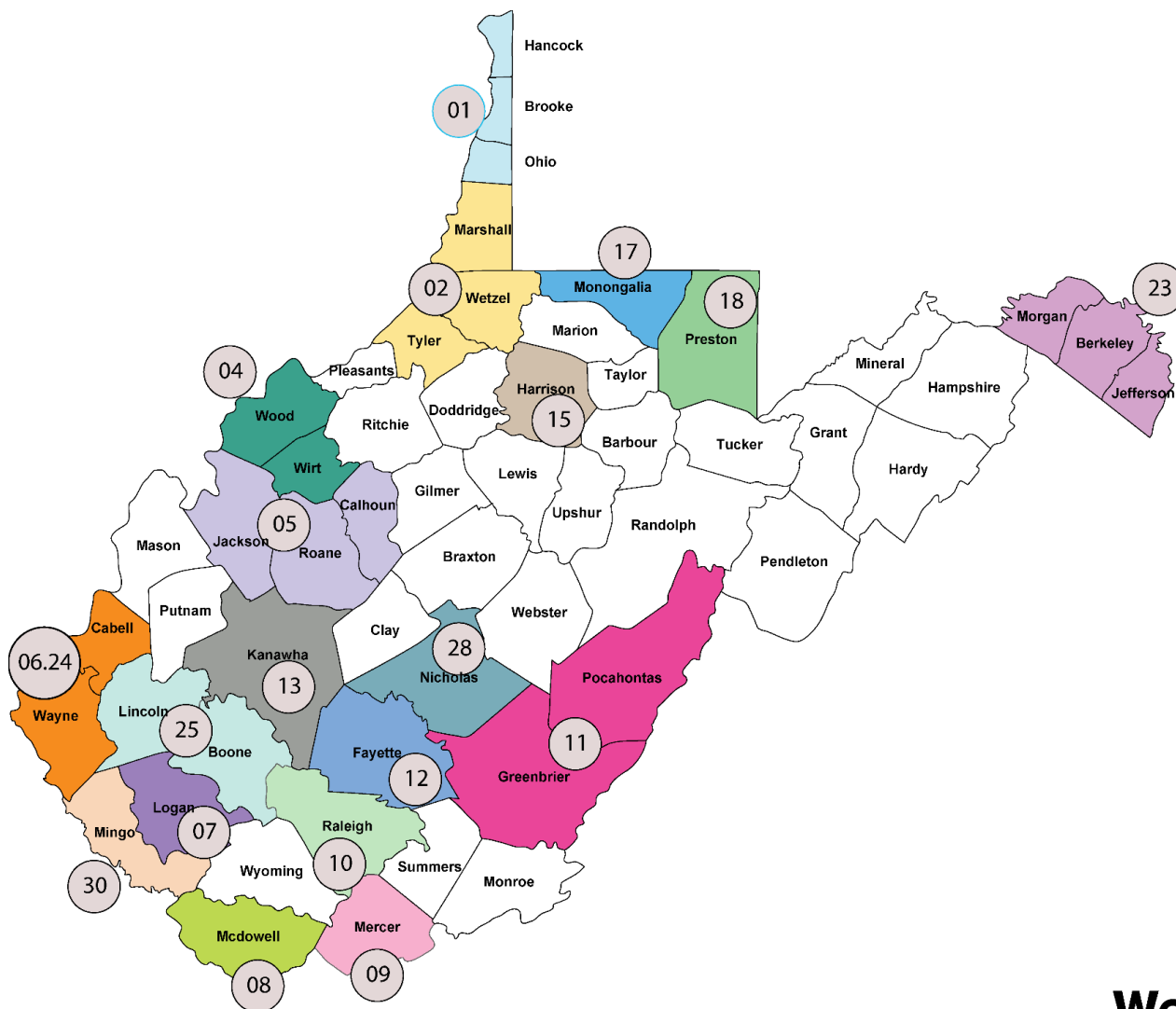
## Appendix B:

# Public Defender Corporation Statistics

- **PDC Office Map**
- **Funding**
- **Attorney Time**
- **Total Cases Closed**

# PUBLIC DEFENDER CORPORATION CIRCUITS

## FY 2022 - FY 2024



**West Virginia**  
**Public Defender Corporations (PDCs)**  
**31 Counties Served by 19 PDCs**

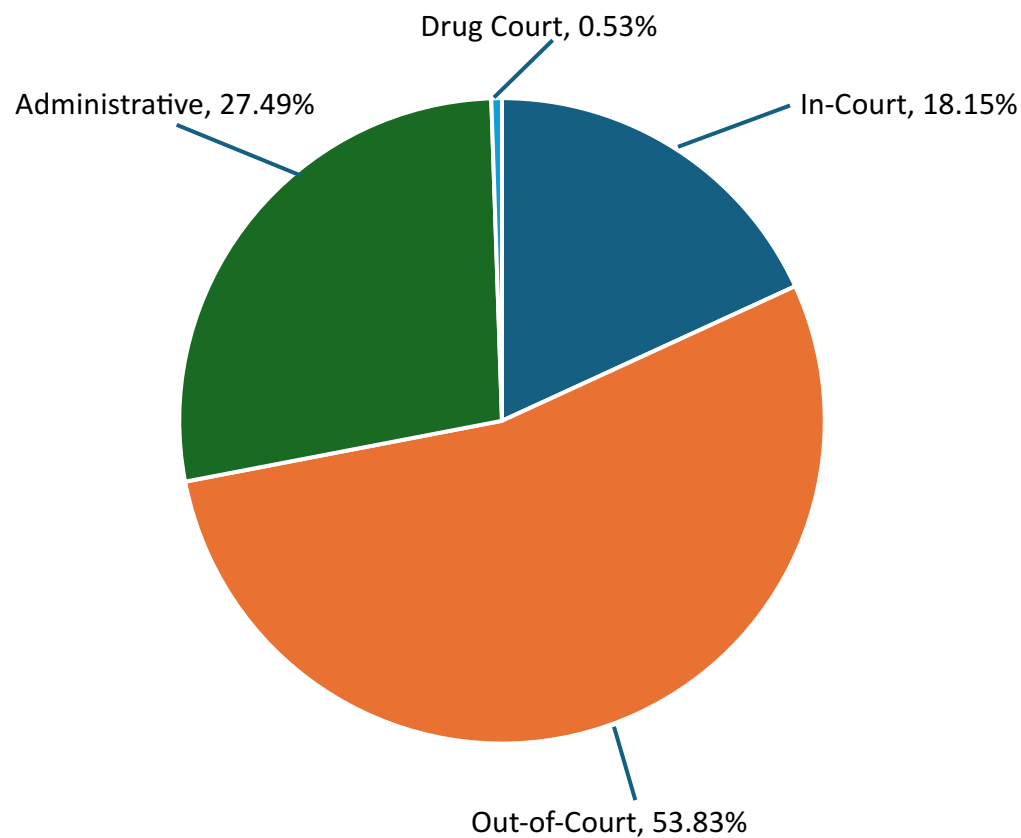
<b>PUBLIC DEFENDER CORPORATIONS FUNDING BREAKDOWN FY 2022</b>			
<b>Circuit</b>	<b>Distributed Contractual Amounts</b>	<b>Total Funds Allocated</b>	<b>TOTAL</b>
<b>1</b>	\$1,200,900.00	\$25,426.26	\$1,226,326.26
<b>2</b>	\$501,468.00	\$11,865.59	\$513,333.59
<b>4</b>	\$1,515,394.00	\$30,511.51	\$1,545,905.51
<b>5</b>	\$1,019,378.00	\$20,341.00	\$1,039,719.00
<b>6/24</b>	\$1,878,001.00	\$37,291.84	\$1,915,292.84
<b>7</b>	\$635,197.00	\$11,865.59	\$647,062.59
<b>8</b>	\$485,042.00	\$8,475.42	\$493,517.42
<b>9</b>	\$1,004,891.00	\$22,036.09	\$1,026,927.09
<b>10</b>	\$1,285,927.00	\$32,206.59	\$1,318,133.59
<b>11</b>	\$647,520.00	\$13,560.67	\$661,080.67
<b>12</b>	\$605,296.00	\$10,170.50	\$615,466.50
<b>13</b>	\$3,317,345.00	\$66,108.26	\$3,383,453.26
<b>15</b>	\$1,134,248.00	\$23,731.17	\$1,157,979.17
<b>17</b>	\$1,400,000.00	\$0.00	\$1,400,000.00
<b>18</b>	\$433,341.00	\$8,475.42	\$441,816.42
<b>23</b>	\$2,760,366.00	\$54,242.68	\$2,814,608.68
<b>25</b>	\$829,421.00	\$18,645.92	\$848,066.92
<b>28</b>	\$356,431.00	\$6,780.33	\$363,211.33
<b>30</b>	\$588,191.00	\$15,255.75	\$603,446.75
<b>PDCs Total</b>	<b>\$21,598,357.00</b>	<b>\$416,990.59</b>	<b>\$22,015,347.59</b>

<b>PUBLIC DEFENDER CORPORATIONS FUNDING BREAKDOWN FY 2023</b>			
<b>Circuit</b>	<b>Distributed Contractual Amounts</b>	<b>Total Funds Allocated</b>	<b>TOTAL</b>
<b>1</b>	\$1,244,414.00	\$19,315.38	\$1,263,729.38
<b>2</b>	\$520,589.00	\$9,013.85	\$529,602.85
<b>4</b>	\$1,574,008.00	\$23,822.30	\$1,597,830.30
<b>5</b>	\$1,144,277.00	\$15,452.31	\$1,159,729.31
<b>6/24</b>	\$1,962,575.00	\$28,329.23	\$1,990,904.23
<b>7</b>	\$658,139.00	\$9,013.85	\$667,152.85
<b>8</b>	\$519,928.00	\$6,438.46	\$526,366.46
<b>9</b>	\$1,041,707.00	\$16,740.00	\$1,058,447.00
<b>10</b>	\$1,392,363.00	\$23,822.30	\$1,416,185.30
<b>11</b>	\$668,324.00	\$10,301.54	\$678,625.54
<b>12</b>	\$626,403.00	\$7,726.15	\$634,129.15
<b>13</b>	\$3,451,283.00	\$50,219.99	\$3,501,502.99
<b>15</b>	\$1,128,946.00	\$18,027.69	\$1,146,973.69
<b>17</b>	\$1,400,000.00	\$18,027.69	\$1,418,027.69
<b>18</b>	\$451,813.00	\$6,438.46	\$458,251.46
<b>23</b>	\$2,848,103.00	\$43,781.53	\$2,891,884.53
<b>25</b>	\$849,801.00	\$14,164.61	\$863,965.61
<b>28</b>	\$373,928.00	\$5,150.77	\$379,078.77
<b>30</b>	\$612,839.00	\$10,301.54	\$623,140.54
<b>PDCs Total</b>	<b>\$22,469,440.00</b>	<b>\$336,087.65</b>	<b>\$22,805,527.65</b>

<b>PUBLIC DEFENDER CORPORATIONS FUNDING BREAKDOWN FY 2024</b>			
<b>Circuit</b>	<b>Distributed Contractual Amounts</b>	<b>Total Funds Allocated</b>	<b>TOTAL</b>
<b>1</b>	\$1,330,000.00	\$24,083.64	\$1,354,083.64
<b>2</b>	\$530,000.00	\$11,239.03	\$541,239.03
<b>4</b>	\$1,655,000.00	\$29,703.15	\$1,684,703.15
<b>5</b>	\$1,171,000.00	\$19,266.91	\$1,190,266.91
<b>6/24</b>	\$2,042,000.00	\$35,322.67	\$2,077,322.67
<b>7</b>	\$708,000.00	\$11,239.03	\$719,239.03
<b>8</b>	\$531,000.00	\$8,027.88	\$539,027.88
<b>9</b>	\$1,081,000.00	\$20,872.49	\$1,101,872.49
<b>10</b>	\$1,471,000.00	\$29,703.15	\$1,500,703.15
<b>11</b>	\$700,000.00	\$12,844.61	\$712,844.61
<b>12</b>	\$677,000.00	\$9,633.46	\$686,633.46
<b>13</b>	\$3,714,000.00	\$62,617.46	\$3,776,617.46
<b>15</b>	\$1,177,000.00	\$22,478.06	\$1,199,478.06
<b>17</b>	\$1,400,000.00	\$22,478.06	\$1,422,478.06
<b>18</b>	\$478,000.00	\$8,027.88	\$486,027.88
<b>23</b>	\$3,048,000.00	\$54,589.58	\$3,102,589.58
<b>25</b>	\$880,000.00	\$17,661.33	\$897,661.33
<b>28</b>	\$421,000.00	\$6,422.30	\$427,422.30
<b>30</b>	\$650,000.00	\$12,844.61	\$662,844.61
<b>PDCs Total</b>	<b>\$23,664,000.00</b>	<b>\$419,055.31</b>	<b>\$24,083,055.31</b>

**PUBLIC DEFENDER CORPORATIONS**  
**ATTORNEY TIME BY IN-COURT/OUT-OF-COURT/ADMINISTRATIVE/DRUG COURT**  
**FY 2022**

In-Court	42,944.4
Out-of-Court	127,344.7
Administrative	65,038.9
Drug Court	1,255.2
<b>Total Time</b>	<b>236,583.2</b>

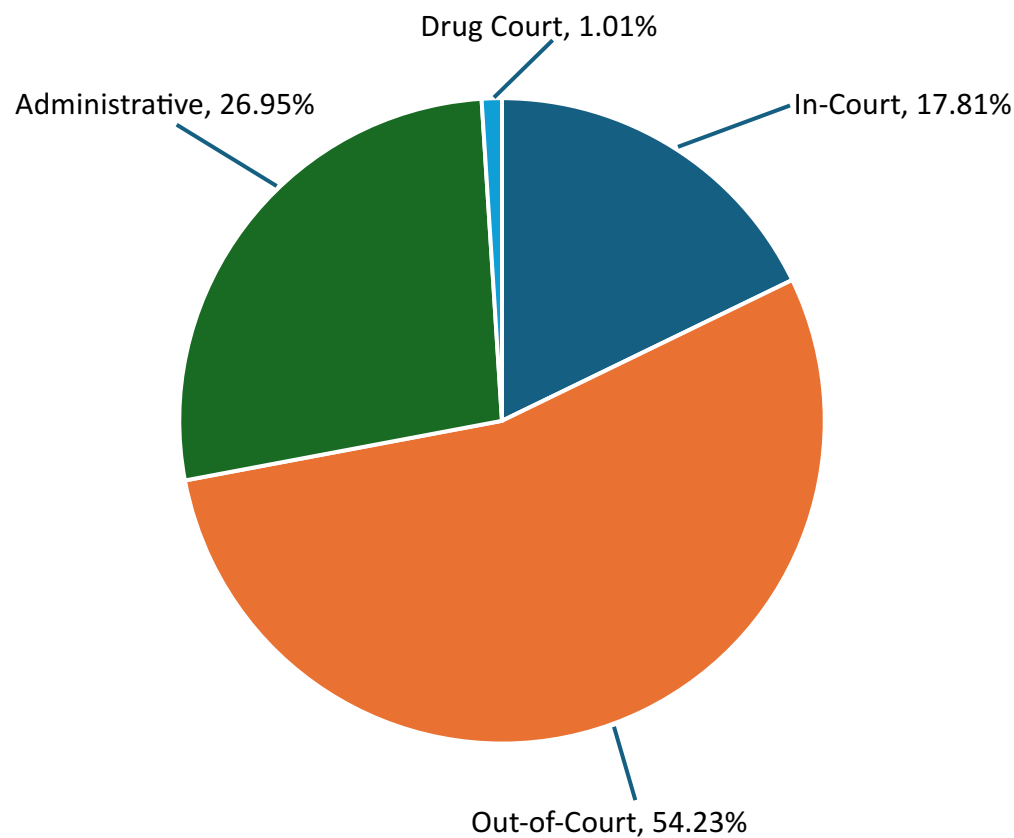


<b>PUBLIC DEFENDER CORPORATIONS</b>					
<b>ATTORNEY TIME BY IN-COURT / OUT-OF-COURT / ADMINISTRATION / DRUG COURT</b>					
<b>FY 2022</b>					
<b>Circuit</b>	<b>In Court</b>	<b>Out of Court</b>	<b>Admin.*</b>	<b>Drug Court</b>	<b>TOTAL</b>
<b>1</b>	2,102.7	10,674.4	3,441.7	0.0	16,218.8
<b>2</b>	615.1	4,865.6	2,001.2	0.0	7,481.9
<b>4</b>	1,881.0	7,899.7	4,024.6	0.0	13,805.3
<b>5</b>	2,418.4	5,371.3	3,049.8	162.8	11,002.3
<b>6/24</b>	7,131.2	13,414.8	5,925.9	186.2	26,658.1
<b>7</b>	1,187.2	2,798.4	1,183.0	52.7	5,221.3
<b>8</b>	746.8	2,552.4	968.7	25.5	4,293.4
<b>9</b>	1,404.8	7,187.4	3,573.9	21.7	12,187.8
<b>10</b>	3,208.2	3,885.1	4,592.4	101.8	11,787.5
<b>11</b>	1,203.6	5,446.4	1,708.7	46.1	8,404.8
<b>12</b>	1,593.4	5,000.2	1,534.3	207.8	8,335.7
<b>13</b>	6,933.9	20,596.4	15,081.2	96.7	42,708.2
<b>15</b>	1,106.7	3,384.2	2,576.2	48.7	7,115.8
<b>18</b>	935.1	3,710.3	1,254.4	0.0	5,899.8
<b>23</b>	6,229.5	18,000.8	9,066.0	0.0	33,296.3
<b>25</b>	2,116.8	7,087.3	2,284.1	82.5	11,570.7
<b>28</b>	852.7	2,127.0	981.0	188.4	4,149.1
<b>30</b>	1,277.3	3,343.0	1,791.8	34.3	6,446.4
<b>PDCs Total</b>	<b>42,944.4</b>	<b>127,344.7</b>	<b>65,038.9</b>	<b>1,255.2</b>	<b>236,583.2</b>
<b>PDCs %</b>	<b>18.15%</b>	<b>53.83%</b>	<b>27.49%</b>	<b>0.53%</b>	<b>100.00%</b>

*\* Note: Administrative Hours include Holiday, Sick, and Annual Leave hours paid to Corporation Attorneys. Moreover, it includes performance reviews as well as management of the facilities and personnel. It also includes time that cannot be readily allocated to a single case such as representing numerous clients on the same day in municipal court and peer reviewing files to ensure adequate legal representation by counsel.*

**PUBLIC DEFENDER CORPORATIONS**  
**ATTORNEY TIME BY IN-COURT/OUT-OF-COURT/ADMINISTRATIVE/DRUG COURT**  
**FY 2023**

In-Court	42,627.4
Out-of-Court	129,774.6
Administrative	64,486.0
Drug Court	2,431.6
<b>Total Time</b>	<b>239,319.6</b>

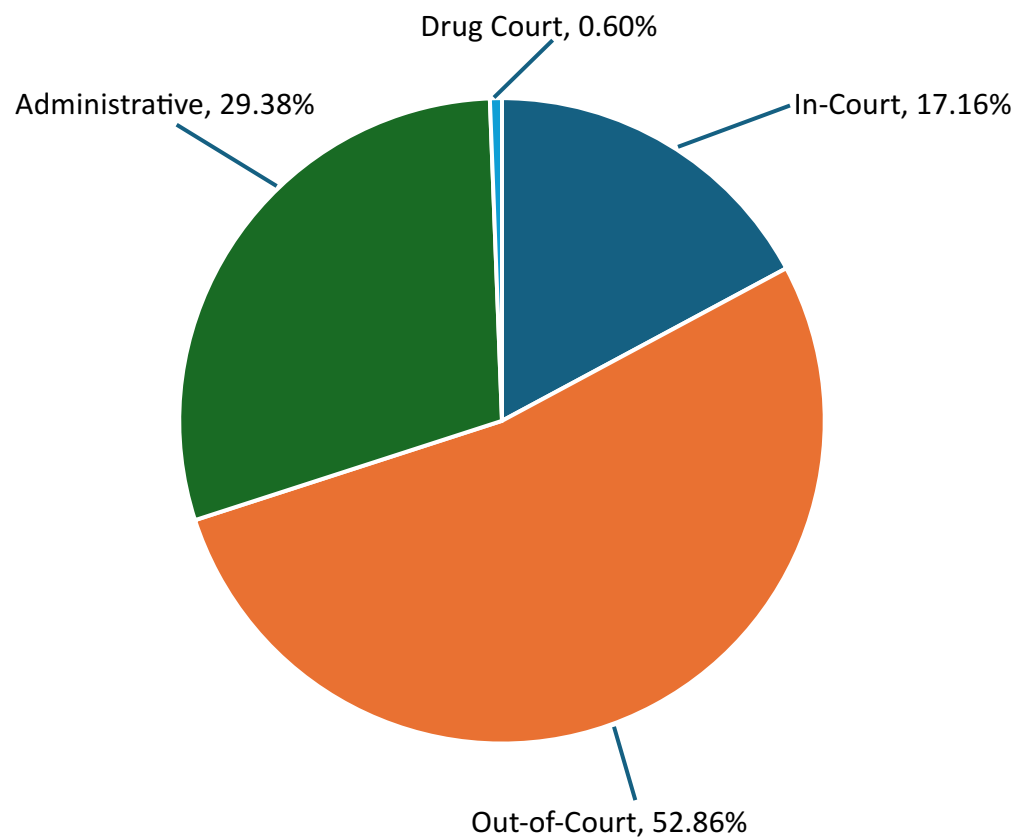


<b>PUBLIC DEFENDER CORPORATIONS</b>					
<b>ATTORNEY TIME BY IN-COURT / OUT-OF-COURT / ADMINISTRATION / DRUG COURT</b>					
<b>FY 2023</b>					
<b>Circuit</b>	<b>In Court</b>	<b>Out of Court</b>	<b>Admin.*</b>	<b>Drug Court</b>	<b>TOTAL</b>
<b>1</b>	2,224.4	10,694.1	2,967.8	0.0	15,886.3
<b>2</b>	677.7	4,277.7	2,021.9	0.0	6,977.3
<b>4</b>	1,909.6	8,844.1	4,796.6	0.0	15,550.3
<b>5</b>	2,312.2	5,439.1	2,706.9	55.4	10,513.6
<b>6/24</b>	6,212.8	12,967.3	5,844.1	179.8	25,204.0
<b>7</b>	1,251.8	3,387.2	1,759.0	192.1	6,590.1
<b>8</b>	513.0	2,147.8	721.2	32.5	3,414.5
<b>9</b>	1,178.4	7,240.3	3,389.8	27.4	11,835.9
<b>10</b>	3,361.9	4,736.8	7,118.6	130.8	15,348.1
<b>11</b>	1,337.8	6,157.2	1,925.5	41.9	9,462.4
<b>12</b>	1,494.7	4,636.5	1,589.6	213.0	7,933.8
<b>13</b>	6,660.0	19,619.9	13,101.3	53.2	39,434.4
<b>15</b>	1,823.5	4,500.8	1,458.2	34.8	7,817.3
<b>17</b>	600.0	3,487.9	1,191.3	0.0	5,279.2
<b>18</b>	949.9	3,543.2	1,380.4	0.0	5,873.5
<b>23</b>	6,445.6	17,035.0	8,794.9	0.0	32,275.5
<b>25</b>	1,372.9	4,315.7	2,123.9	28.5	7,841.0
<b>28</b>	976.7	2,481.4	707.4	218.1	4,383.6
<b>30</b>	<b>1,324.5</b>	<b>4,262.6</b>	<b>2,078.9</b>	<b>32.8</b>	<b>7,698.8</b>
<b>PDCs Total</b>	<b>42,627.4</b>	<b>129,774.6</b>	<b>64,486.0</b>	<b>2,431.6</b>	<b>239,319.6</b>
<b>PDCs %</b>	<b>17.81%</b>	<b>54.23%</b>	<b>26.95%</b>	<b>1.01%</b>	<b>100.00%</b>

*\* Note: The Summary of Hours illustrates the difference in considering the total administration time reported by Public Defenders. These Administrative Hours include Holiday, Sick, and Annual Leave hours paid to Corporation Attorneys. Moreover, it includes performance reviews as well as management of the facilities and personnel. It also includes time that cannot be readily allocated to a single case such as representing numerous clients on the same day in municipal court and peer reviewing files to ensure adequate legal representation by counsel.*

**PUBLIC DEFENDER CORPORATIONS**  
**ATTORNEY TIME BY IN-COURT/OUT-OF-COURT/ADMINISTRATIVE/DRUG COURT**  
**FY 2024**

In-Court	40,412.1
Out-of-Court	124,470.3
Administrative	69,180.5
Drug Court	1,418.9
<b>Total Time</b>	<b>235,481.8</b>

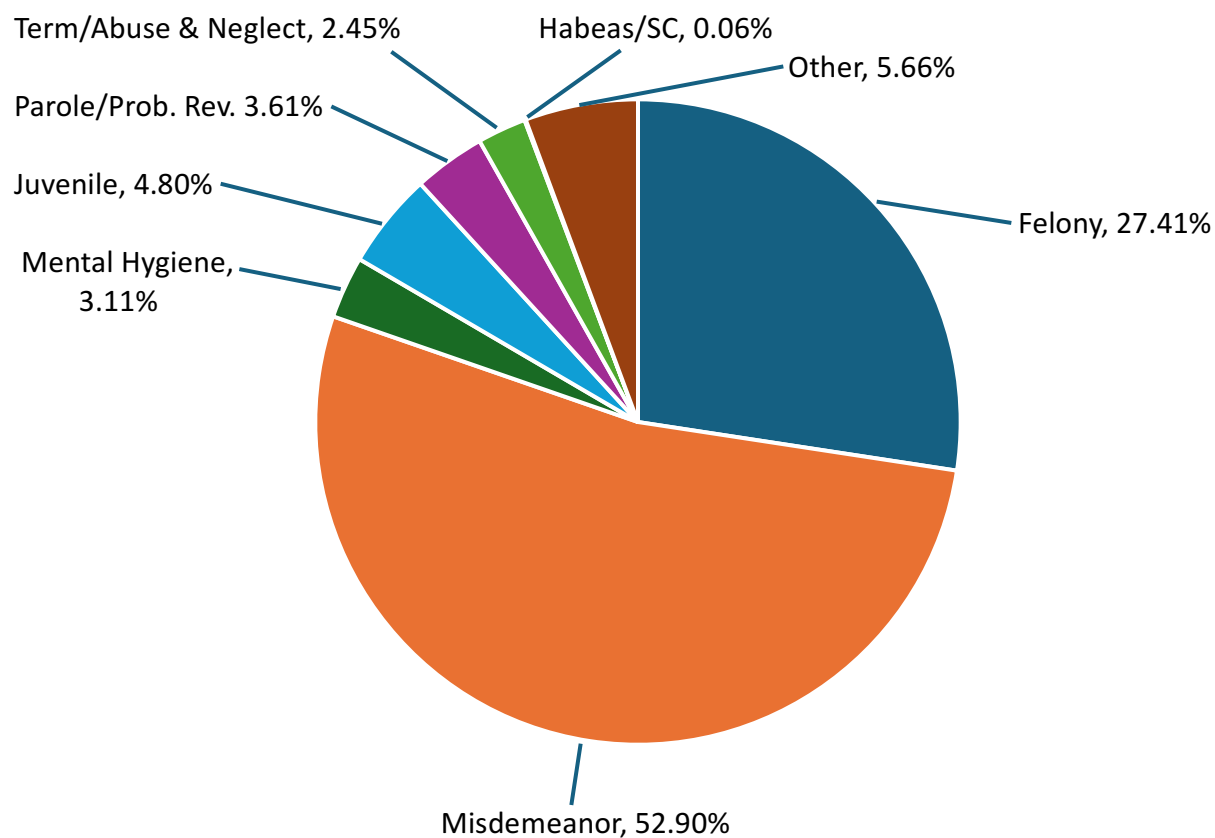


<b>PUBLIC DEFENDER CORPORATIONS</b>					
<b>ATTORNEY TIME BY IN-COURT / OUT-OF-COURT / ADMINISTRATION / DRUG COURT</b>					
<b>FY 2024</b>					
<b>Circuit</b>	<b>In Court</b>	<b>Out of Court</b>	<b>Admin.*</b>	<b>Drug Court</b>	<b>TOTAL</b>
<b>1</b>	3,280.6	8,433.4	3,073.4	0.0	14,787.4
<b>2</b>	708.1	4,386.3	2,017.5	0.2	7,112.1
<b>4</b>	1,715.8	7,266.8	5,564.8	1.2	14,548.6
<b>5</b>	1,456.5	5,364.5	2,735.2	118.1	9,674.3
<b>6/24</b>	5,757.5	10,174.3	4,942.0	197.6	21,071.4
<b>7</b>	1,122.6	3,668.1	1,967.6	190.4	6,948.7
<b>8</b>	454.4	2,260.5	1,172.6	34.2	3,921.7
<b>9</b>	908.3	6,820.3	3,458.6	22.8	11,210.0
<b>10</b>	3,103.8	4,629.0	7,883.1	239.1	15,855.0
<b>11</b>	1,267.3	6,597.4	2,589.4	48.3	10,502.4
<b>12</b>	1,282.3	3,804.1	2,213.0	219.3	7,518.7
<b>13</b>	4,924.9	17,660.1	12,691.2	56.8	35,333.0
<b>15</b>	1,280.3	5,696.0	1,128.4	44.5	8,149.2
<b>17</b>	2,275.6	9,250.3	887.3	0.0	12,413.1
<b>18</b>	1,175.4	3,255.5	1,364.8	0.0	5,795.7
<b>23</b>	6,147.4	15,931.9	9,419.9	1.0	31,500.2
<b>25</b>	1,348.5	3,384.6	2,324.9	35.0	7,093.0
<b>28</b>	1,117.0	1,746.6	1,063.4	158.3	4,085.3
<b>30</b>	<b>1,085.8</b>	<b>4,140.6</b>	<b>2,683.4</b>	<b>52.1</b>	<b>7,961.9</b>
<b>PDCs Total</b>	<b>40,412.1</b>	<b>124,470.3</b>	<b>69,180.5</b>	<b>1,418.9</b>	<b>235,481.8</b>
<b>PDCs %</b>	<b>17.16%</b>	<b>52.86%</b>	<b>29.38%</b>	<b>0.60%</b>	<b>100.00%</b>

*\* Note: The Summary of Hours illustrates the difference in considering the total administration time reported by Public Defenders. These Administrative Hours include Holiday, Sick, and Annual Leave hours paid to Corporation Attorneys. Moreover, it includes performance reviews as well as management of the facilities and personnel. It also includes time that cannot be readily allocated to a single case such as representing numerous clients on the same day in municipal court and peer reviewing files to ensure adequate legal representation by counsel.*

**PUBLIC DEFENDER CORPORATIONS  
TOTAL CASES CLOSED  
FY 2022**

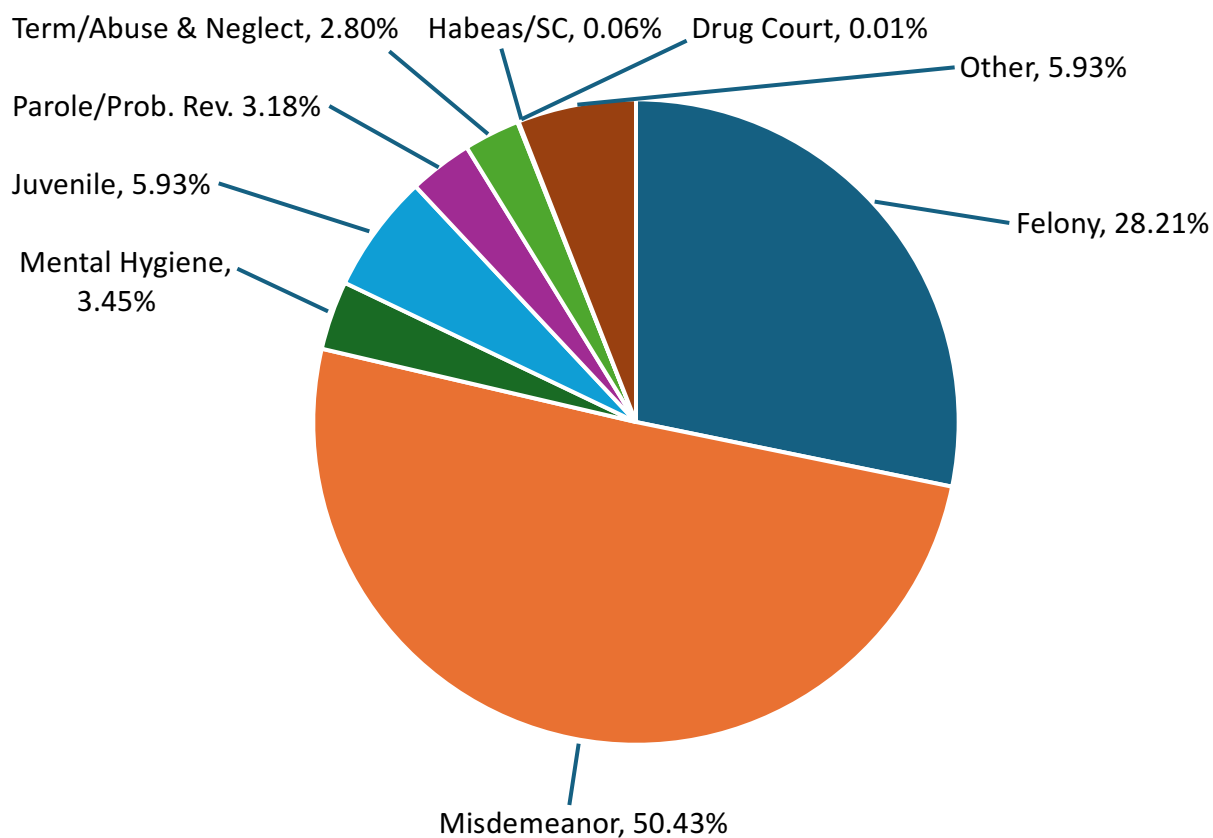
Felony	8,619
Misdemeanor	16,633
Mental Hygiene	978
Juvenile	1,511
Parole/Prob. Rev.	1,135
Term/Abuse & Neglect	769
Habeas/Supreme Court	18
Drug Court	0
Other	1,780
<b>Total Cases Closed</b>	<b>31,443</b>



PUBLIC DEFENDER CORPORATIONS CASES CLOSED BY CIRCUIT AND CASE TYPE FY 2022										
Circuit	Felony	Misdemeanor	Mental Hygiene	Juvenile	Parole Revocation	Termin/Abuse & Neglect	Habeas/SC	Drug Court	Other	TOTAL
1	374	1,139	2	70	48	1	0	0	186	1,820
2	250	446	0	35	104	28	0	0	5	868
4	895	1,379	140	37	58	143	4	0	99	2,755
5	328	481	33	52	32	60	0	0	50	1,036
6/24	1,396	1,866	0	232	171	0	0	0	54	3,719
7	379	230	28	36	73	36	0	0	162	944
8	183	390	45	15	0	30	0	0	90	753
9	316	880	14	30	97	81	5	0	153	1,576
10	666	1,122	186	109	152	0	0	0	69	2,304
11	163	564	16	22	31	16	1	0	31	844
12	323	337	74	12	9	63	4	0	19	841
13	1,154	3,661	187	516	156	0	3	0	284	5,961
15	298	793	2	108	67	21	0	0	68	1,357
18	148	338	17	9	25	0	0	0	107	644
23	1,036	2,022	172	140	69	183	0	0	351	3,973
25	204	533	31	58	40	58	1	0	13	938
28	123	197	10	28	0	48	0	0	10	416
30	383	255	21	2	3	1	0	0	29	694
<b>PDCs Total</b>	<b>8,619</b>	<b>16,633</b>	<b>978</b>	<b>1,511</b>	<b>1,135</b>	<b>769</b>	<b>18</b>	<b>0</b>	<b>1,780</b>	<b>31,443</b>
<b>PDCs %</b>	<b>27.41%</b>	<b>52.90%</b>	<b>3.11%</b>	<b>4.80%</b>	<b>3.61%</b>	<b>2.45%</b>	<b>0.06%</b>	<b>0.00%</b>	<b>5.66%</b>	<b>100.00%</b>

**PUBLIC DEFENDER CORPORATIONS  
TOTAL CASES CLOSED  
FY 2023**

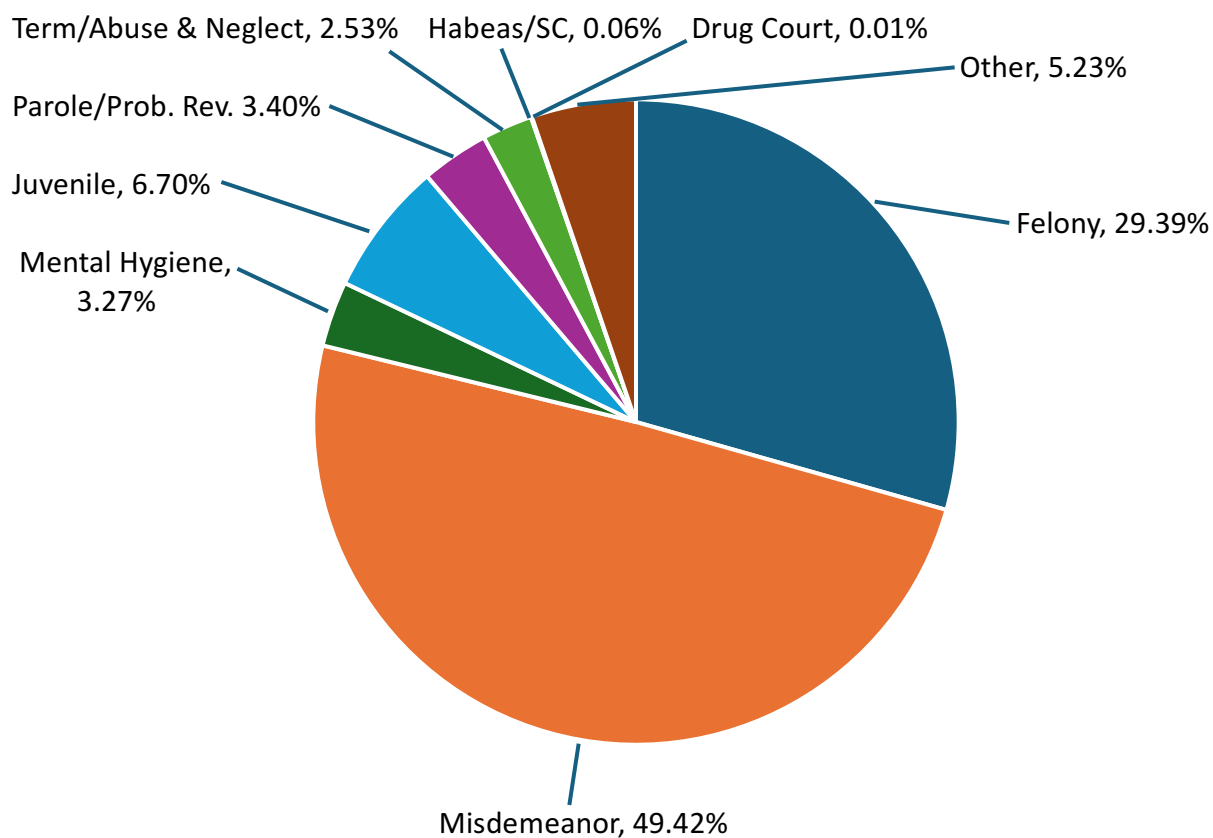
Felony	8,419
Misdemeanor	15,047
Mental Hygiene	1,029
Juvenile	1,769
Parole/Prob. Rev.	948
Term/Abuse & Neglect	837
Habeas/Supreme Court	19
Drug Court	2
Other	1,769
<b>Total Cases Closed</b>	<b>29,839</b>



PUBLIC DEFENDER CORPORATIONS CASES CLOSED BY CIRCUIT AND CASE TYPE FY 2023										
Circuit	Felony	Misdemeanor	Mental Hygiene	Juvenile	Parole Probation Revocation	Termin/Abuse & Neglect	Habeas/SC	Drug Court	Other	TOTAL
1	316	994	1	68	16	1	0	0	179	1,575
2	296	456	0	43	76	46	0	0	14	931
4	953	1,446	251	73	42	174	1	0	92	3,032
5	432	636	48	45	41	102	0	0	57	1,361
6/24	1,172	1,449	1	288	182	0	0	0	50	3,142
7	365	478	34	41	40	34	3	2	134	1,131
8	182	366	51	17	0	18	0	0	128	762
9	308	839	11	90	75	82	7	0	207	1,619
10	789	1,047	122	110	153	2	0	0	63	2,286
11	241	515	13	28	30	22	2	0	30	881
12	284	319	55	17	17	57	0	0	21	770
13	912	2,573	190	601	98	0	3	0	249	4,626
15	272	690	0	57	26	13	0	0	45	1,103
17	45	92	14	1	0	16	0	0	1	169
18	174	340	16	6	44	3	1	0	126	710
23	992	1,897	189	193	66	199	2	0	344	3,882
25	150	428	7	58	42	31	0	0	6	722
28	151	231	15	32	0	37	0	0	8	474
30	385	251	11	1	0	0	0	0	15	663
<b>PDCs Total</b>	<b>8,419</b>	<b>15,047</b>	<b>1,029</b>	<b>1,769</b>	<b>948</b>	<b>837</b>	<b>19</b>	<b>2</b>	<b>1,769</b>	<b>29,839</b>
<b>PDCs %</b>	<b>28.21%</b>	<b>50.43%</b>	<b>3.45%</b>	<b>5.93%</b>	<b>3.18%</b>	<b>2.80%</b>	<b>0.06%</b>	<b>0.01%</b>	<b>5.93%</b>	<b>100.00%</b>


**PUBLIC DEFENDER CORPORATIONS  
TOTAL CASES CLOSED  
FY 2024**

Felony	9,020
Misdemeanor	15,167
Mental Hygiene	1,005
Juvenile	2,055
Parole/Prob. Rev.	1,043
Term/Abuse & Neglect	775
Habeas/Supreme Court	15
Drug Court	4
Other	1,605
<b>Total Cases Closed</b>	<b>30,689</b>



PUBLIC DEFENDER CORPORATIONS CASES CLOSED BY CIRCUIT AND CASE TYPE FY 2024										
Circuit	Felony	Misdemeanor	Mental Hygiene	Juvenile	Parole Probation Revocation	Termin/Abuse & Neglect	Habeas/SC	Drug Court	Other	TOTAL
1	271	973	0	38	17	0	0	0	144	1,443
2	320	403	0	37	82	51	0	0	24	917
4	693	1,215	191	59	40	251	2	0	69	2,520
5	403	546	29	78	44	44	0	0	51	1,195
6/24	1,354	1,538	0	386	152	0	0	0	52	3,482
7	406	571	24	48	59	9	0	4	185	1,306
8	162	265	48	11	0	18	0	0	90	594
9	224	758	24	81	61	89	0	0	159	1,396
10	783	1,045	179	267	204	7	0	0	73	2,558
11	215	349	9	6	22	2	0	0	29	632
12	296	267	47	22	18	43	1	0	25	719
13	1,202	3,120	175	576	127	0	8	0	197	5,405
15	513	753	0	106	48	9	1	0	49	1,479
17	344	442	8	8	0	6	0	0	3	811
18	160	314	26	13	65	4	0	0	116	698
23	902	1,814	176	188	76	182	2	0	315	3,655
25	276	364	6	106	27	42	1	0	9	831
28	131	219	28	19	0	17	0	0	10	424
30	365	211	35	6	1	1	0	0	5	624
<b>PDCs Total</b>	<b>9,020</b>	<b>15,167</b>	<b>1,005</b>	<b>2,055</b>	<b>1,043</b>	<b>775</b>	<b>15</b>	<b>4</b>	<b>1,605</b>	<b>30,689</b>
<b>PDCs %</b>	<b>29.39%</b>	<b>49.42%</b>	<b>3.27%</b>	<b>6.70%</b>	<b>3.40%</b>	<b>2.53%</b>	<b>0.05%</b>	<b>0.01%</b>	<b>5.23%</b>	<b>100.00%</b>

Page intentionally left blank



PDS Appellate Attorney Gary Collias (right) arguing before the WV Supreme Court.

## Appendix C: Appointed Counsel/PDC Comparisons

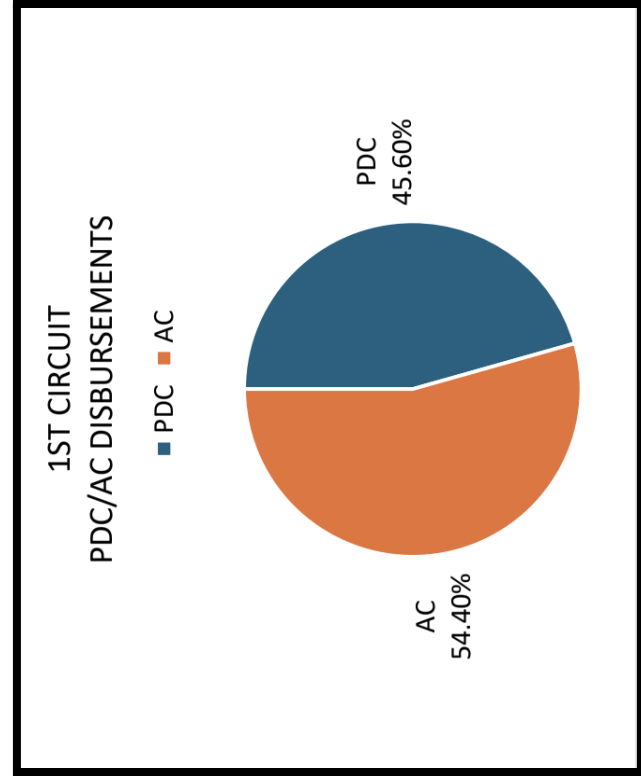
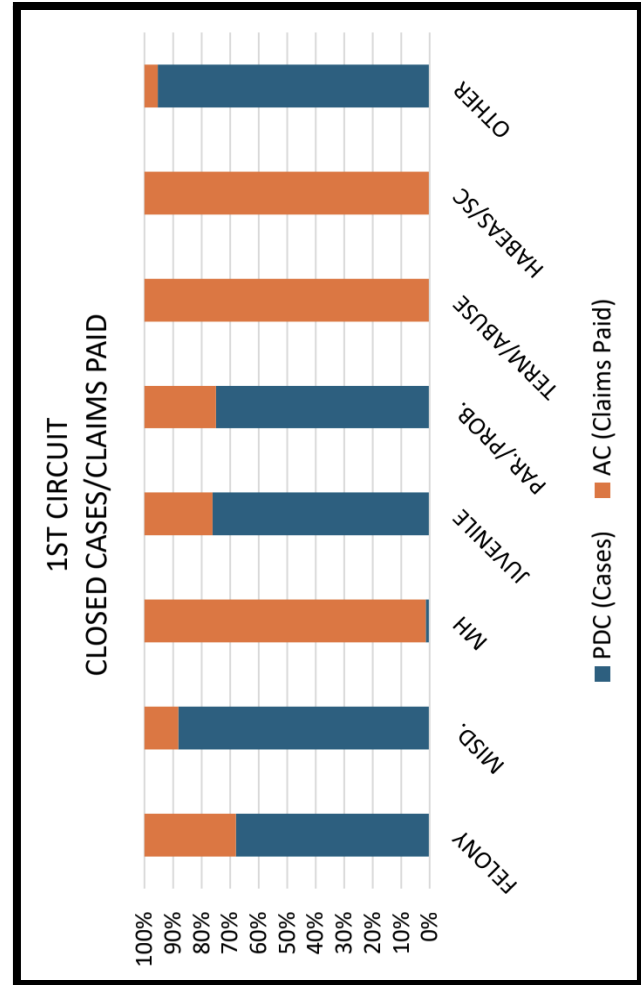
- Circuits 1, 2, 3, 4, 5, 6/24, 7, 8, 9, 10, 11, 12, 13, 15, 17 (FY 2023/24 only), 18, 23, 25, 28, & 30
- Statistics for Both PDC and Appointed Counsel Statewide
- All PDC Circuits – PDC Cases Closed Compared to AC Claims

Page intentionally left blank

# Fiscal Year 2022

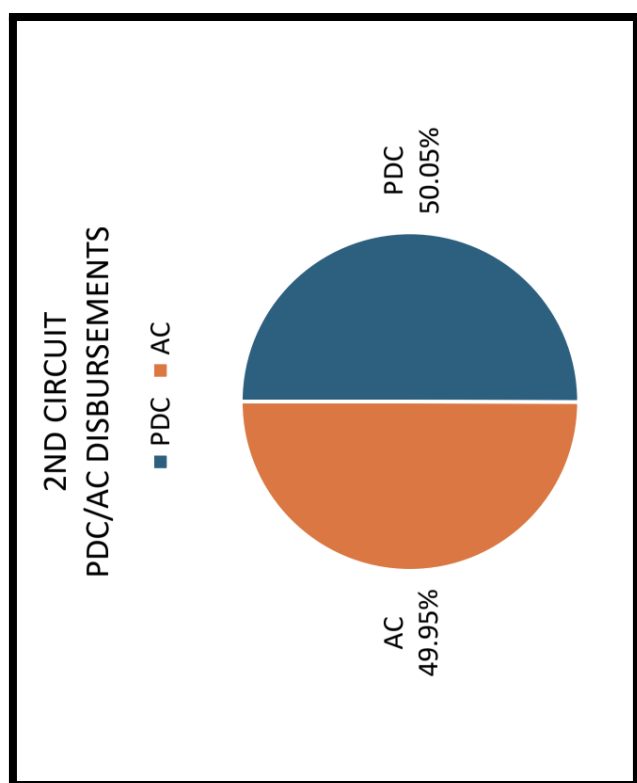
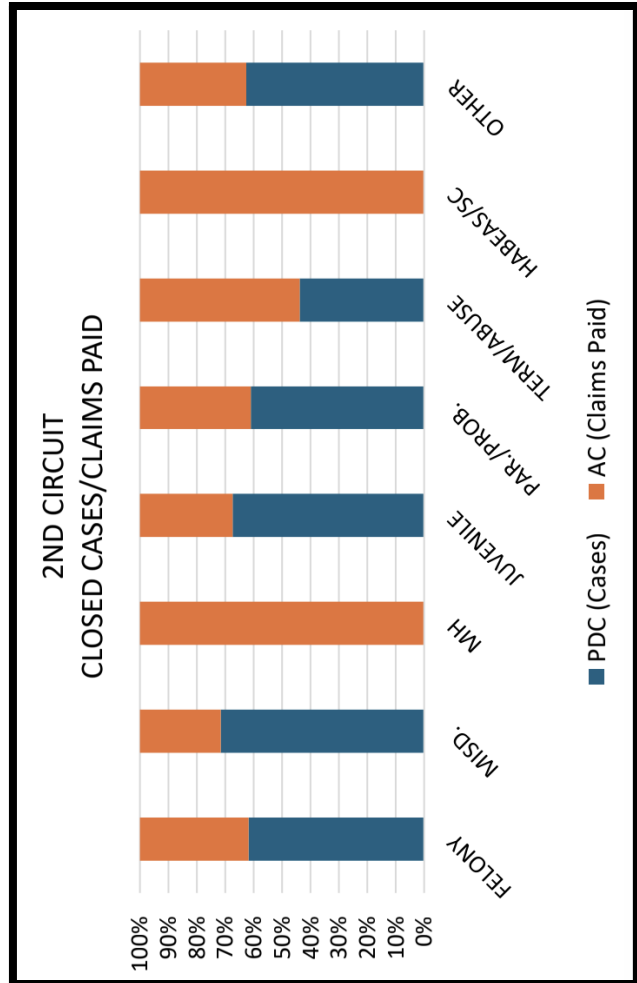
**1ST CIRCUIT (BROOKE, HANCOCK & OHIO COUNTIES)  
 PDC CASES CLOSED COMPARED TO AC CLAIMS PAID FY 2022**

CASE TYPES	PDC	AC	TOTAL	%PDC	%AC	PDC DISBURSEMENTS	AC DISBURSEMENTS	TOTAL	%PDC	%AC
FELONY	374	176	550	68.00%	32.00%	\$1,226,326.26	\$1,462,773.10	\$2,689,099.36	45.60%	54.40%
MISD.	1,139	154	1,293	88.09%	11.91%					
MH	2	145	147	1.36%	98.64%					
JUVENILE	70	22	92	76.09%	23.91%					
PAR./PROB.	48	16	64	75.00%	25.00%					
TERM/ABUSE	1	558	559	0.18%	99.82%					
HABEAS/SC	-	18	18	0.00%	100.00%					
OTHER	186	9	195	95.38%	4.62%					
<b>TOTAL</b>	<b>1,820</b>	<b>1,098</b>	<b>2,918</b>	<b>62.37%</b>	<b>37.63%</b>	<b>\$673.81</b>	<b>\$1,332.22</b>			



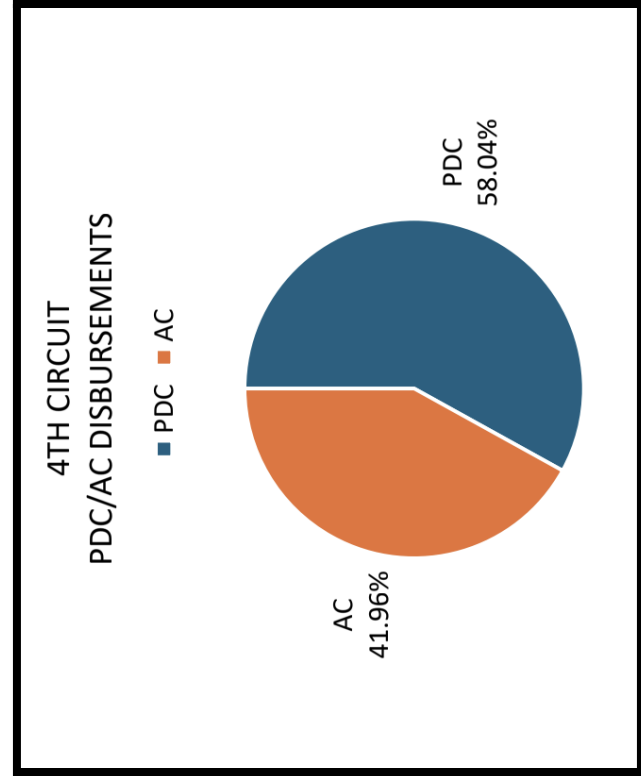
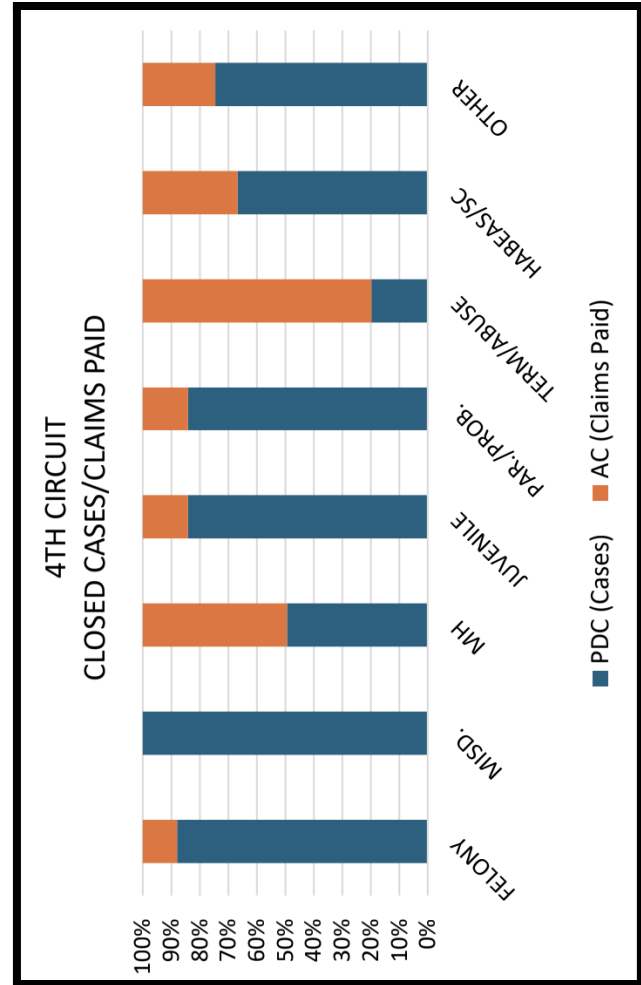
**2ND CIRCUIT (MARSHALL, TYLER & WETZEL COUNTIES)  
PDC CASES CLOSED COMPARED TO AC CLAIMS PAID FY 2022**

CASE TYPES	PDC	AC	TOTAL	%PDC	%AC	PDC DISBURSEMENTS	AC DISBURSEMENTS	TOTAL	%PDC	%AC
FELONY	250	155	405	61.73%	38.27%	\$513,333.59	\$512,380.01	\$1,025,713.60	50.05%	49.95%
MISD.	446	177	623	71.59%	28.41%					
MH	0	257	257	0.00%	100.00%					
JUVENILE	35	17	52	67.31%	32.69%					
PAR./PROB.	58	37	95	61.05%	38.95%					
TERM/ABUSE	143	183	326	43.87%	56.13%					
HABEAS/SC	0	6	6	0.00%	100.00%					
OTHER	5	3	8	62.50%	37.50%					
<b>TOTAL</b>	<b>868</b>	<b>835</b>	<b>1,703</b>	<b>50.97%</b>	<b>49.03%</b>	<b>\$591.40</b>	<b>\$613.63</b>			



**4TH CIRCUIT (WIRT & WOOD COUNTIES)  
 PDC CASES CLOSED COMPARED TO AC CLAIMS PAID FY 2022**

CASE TYPES	PDC	AC	TOTAL	%PDC	%AC	PDC DISBURSEMENTS	AC DISBURSEMENTS	TOTAL	%PDC	%AC
FELONY	895	123	1,018	87.92%	12.08%	\$1,545,905.51	\$1,117,499.20	\$2,663,404.71	58.04%	41.96%
MISD.	1,379	164	1,543	89.37%	10.63%					
MH	140	144	284	49.30%	50.70%					
JUVENILE	37	7	44	84.09%	15.91%					
PAR./PROB.	58	11	69	84.06%	15.94%					
TERM/ABUSE	143	582	725	19.72%	80.28%					
HABEAS/SC	4	2	6	66.67%	33.33%					
OTHER	99	34	133	74.44%	25.56%					
<b>TOTAL</b>	<b>2,755</b>	<b>1,060</b>	<b>3,815</b>	<b>72.21%</b>	<b>27.79%</b>	<b>\$561.13</b>	<b>\$1,054.24</b>			

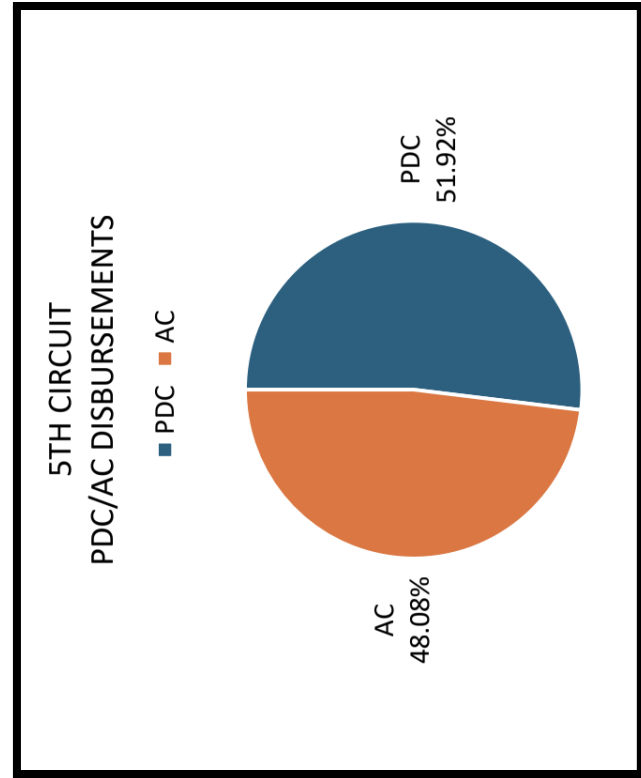
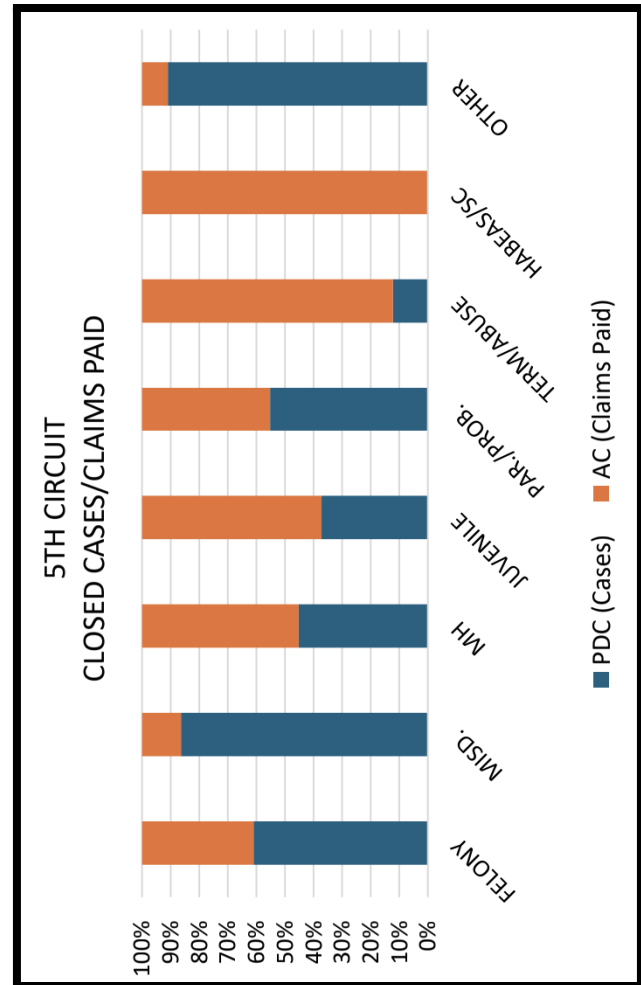


**5TH CIRCUIT (CALHOUN, JACKSON, MASON, and ROANE COUNTIES) (WITHOUT MASON COUNTY)**

**PDC CASES CLOSED COMPARED TO AC CLAIMS PAID FY 2022**

\* A Circuit Court order prohibits PDC work in Mason County, so all indigent work is performed by Appointed Counsel.

CASE TYPES	PDC	AC	TOTAL	%PDC	%AC	PDC DISBURSEMENTS	AC DISBURSEMENTS	TOTAL	%PDC	%AC
FELONY	328	210	538	60.97%	39.03%	\$1,039,719.00	\$962,873.26	\$2,002,592.26	51.92%	48.08%
MISD.	481	76	557	86.36%	13.64%					
MH	33	40	73	45.21%	54.79%					
JUVENILE	52	88	140	37.14%	62.86%					
PAR./PROB.	32	26	58	55.17%	44.83%					
TERM/ABUSE	60	430	490	12.24%	87.76%					
HABEAS/SC	-	15	15	0.00%	100.00%					
OTHER	50	5	55	90.91%	9.09%					
<b>TOTAL</b>	<b>1,036</b>	<b>890</b>	<b>1,926</b>	<b>53.79%</b>	<b>46.21%</b>					
						<b>AVG. PDC COST PER CASE</b>	<b>AVG. AC COST PER CASE</b>			
						<b>\$1,003.59</b>	<b>\$1,081.88</b>			

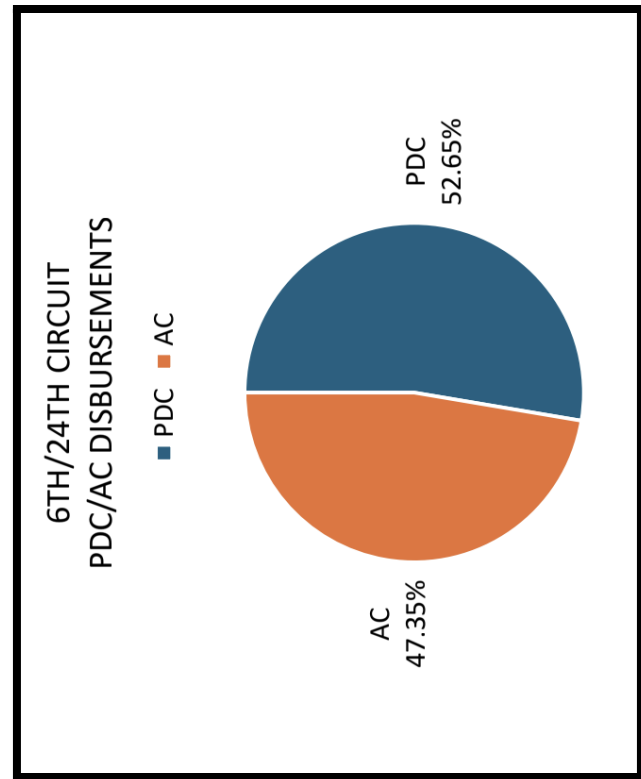
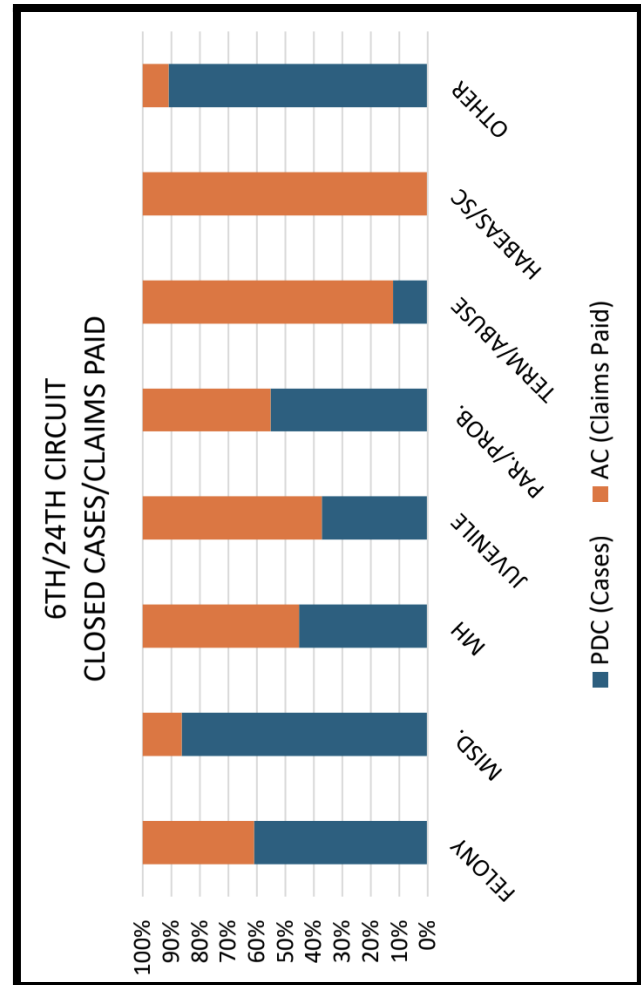


**6TH CIRCUIT and 24TH CIRCUIT (CABELL AND WAYNE COUNTIES)**

**PDC CASES CLOSED COMPARED TO AC CLAIMS PAID FY 2022**

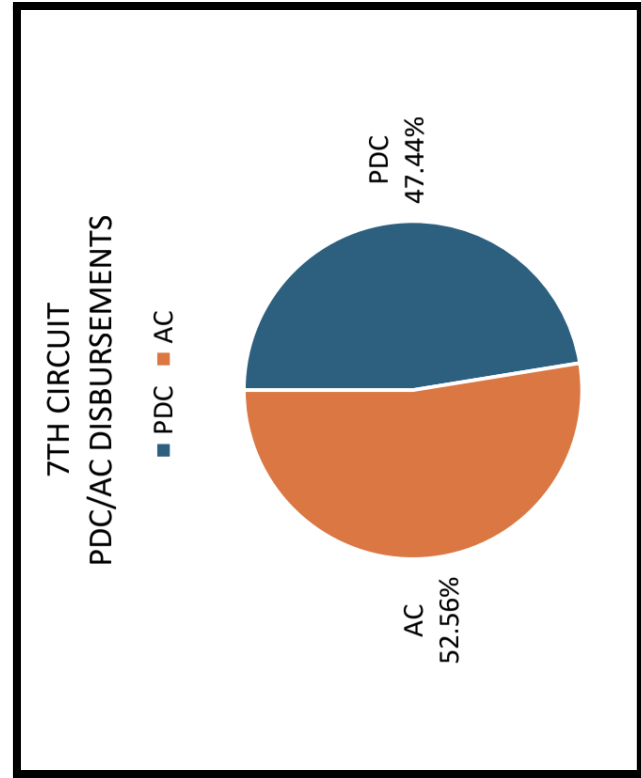
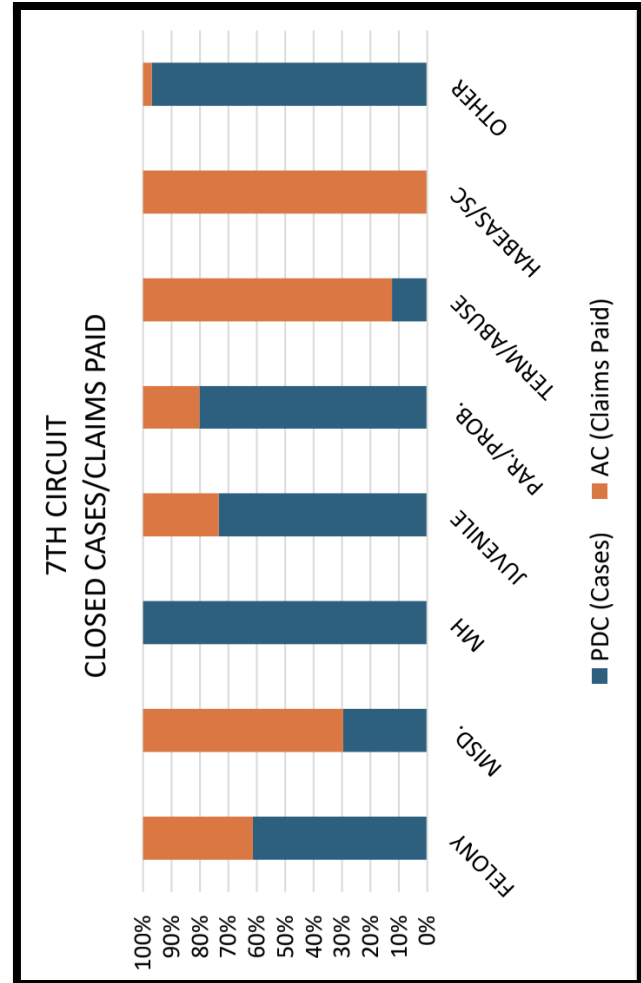
\*The 6th/24th Circuits operate under one Public Defender Corporation, therefore AC figures include both Cabell and Wayne counties.

CASE TYPES	PDC			AC			AVG. PDC COST PER CASE	AVG. AC COST PER CASE
	PDC	AC	TOTAL	%PDC	%AC	DISBURSEMENTS		
FELONY	1,396	376	1,772	78.78%	21.22%	\$1,915,292.84	\$1,722,504.96	
MISD.	1,866	147	2,013	92.70%	7.30%			
MH	-	617	617	0.00%	100.00%			
JUVENILE	232	104	336	69.05%	30.95%			
PAR./PROB.	171	125	296	57.78%	42.22%			
TERM/ABUSE	-	996	996	0.00%	100.00%	\$515.00	\$712.66	
HABEAS/SC	-	36	36	0.00%	100.00%			
OTHER	54	6	60	90.00%	10.00%			
<b>TOTAL</b>	<b>3,719</b>	<b>2,417</b>	<b>6,136</b>	<b>60.61%</b>	<b>39.39%</b>		<b>\$3,637,797.80</b>	



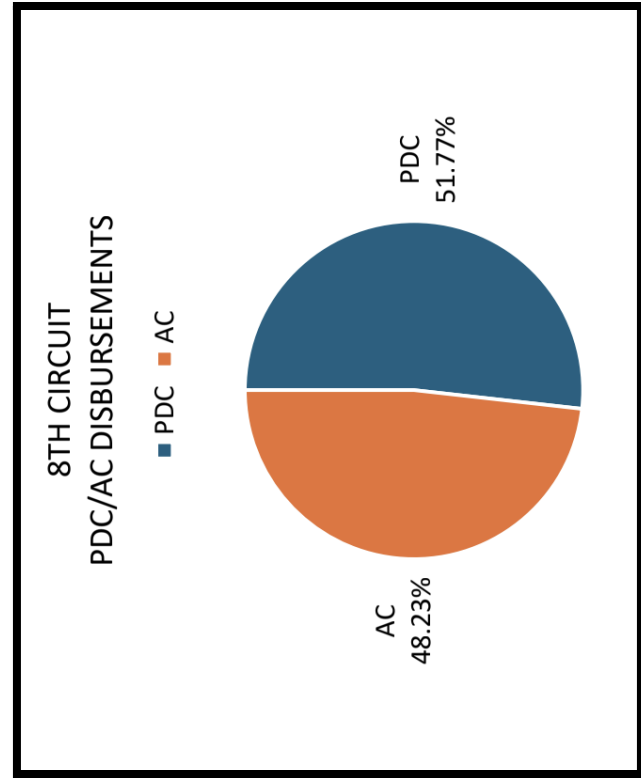
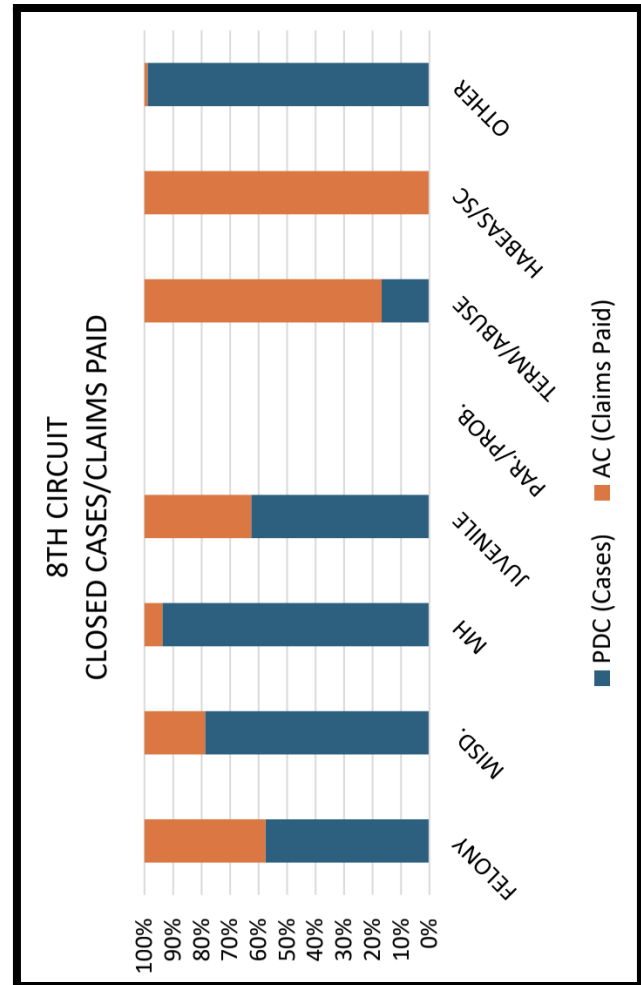
**7TH CIRCUIT (LOGAN COUNTY)  
 PDC CASES CLOSED COMPARED TO AC CLAIMS PAID FY 2022**

CASE TYPES	PDC	AC	TOTAL	%PDC	%AC	PDC DISBURSEMENTS	AC DISBURSEMENTS	TOTAL	%PDC	%AC
FELONY	379	239	618	61.33%	38.67%	\$647,062.59	\$717,021.76	\$1,364,084.35	47.44%	52.56%
MISD.	230	546	776	29.64%	70.36%					
MH	28	-	28	100.00%	0.00%					
JUVENILE	36	13	49	73.47%	26.53%					
PAR./PROB.	73	18	91	80.22%	19.78%					
TERM/ABUSE	36	254	290	12.41%	87.59%					
HABEAS/SC	-	4	4	0.00%	100.00%					
OTHER	162	5	167	97.01%	2.99%					
<b>TOTAL</b>	<b>944</b>	<b>1,079</b>	<b>2,023</b>	<b>46.66%</b>	<b>53.34%</b>	<b>\$685.45</b>	<b>\$664.52</b>			



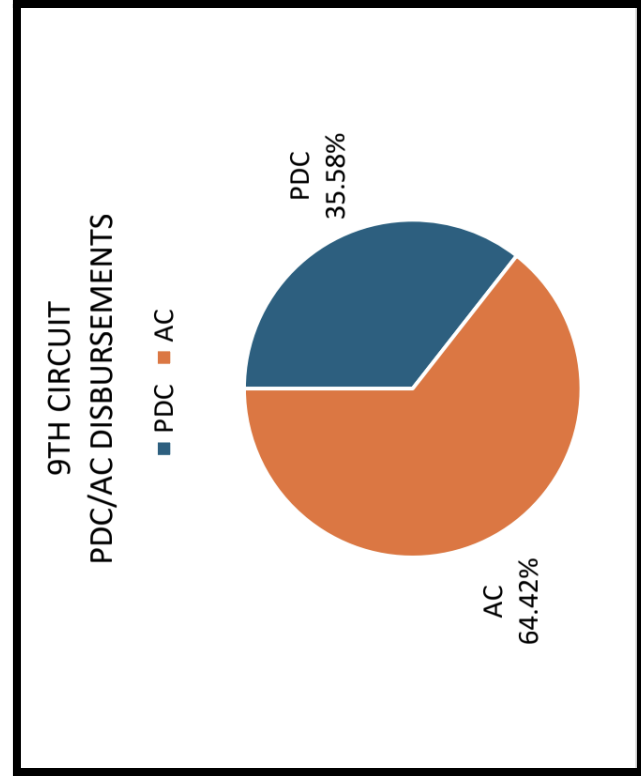
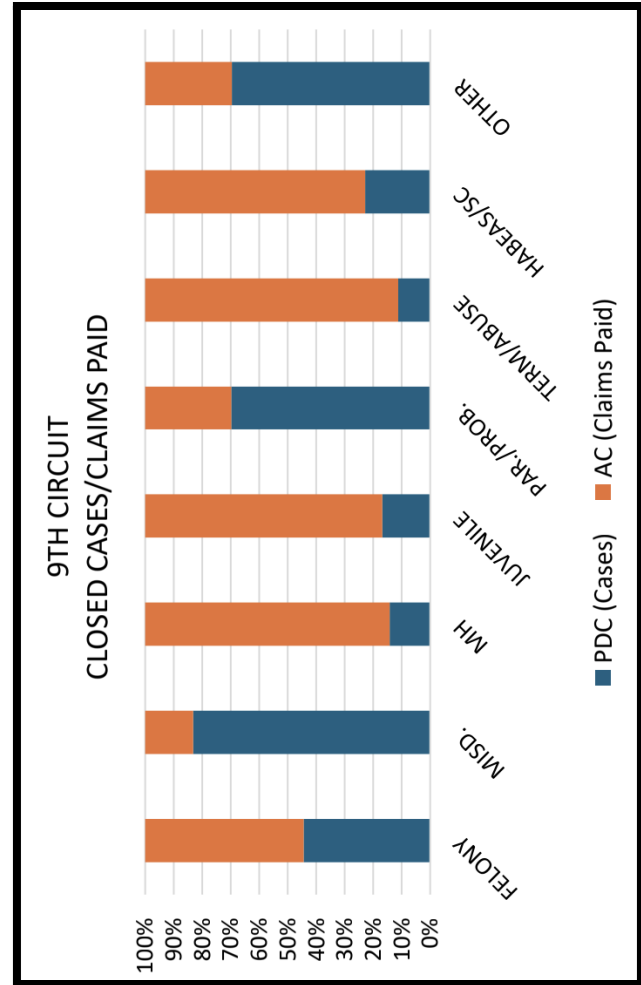
**8TH CIRCUIT (MCDOWELL COUNTY)  
 PDC CASES CLOSED COMPARED TO AC CLAIMS PAID FY 2022**

CASE TYPES	PDC	AC	TOTAL	%PDC	%AC	PDC DISBURSEMENTS	AC DISBURSEMENTS	TOTAL	%PDC	%AC
FELONY	183	135	318	57.55%	42.45%	\$493,517.42	\$459,706.17	\$953,223.59	51.77%	48.23%
MISD.	390	105	495	78.79%	21.21%					
MH	45	3	48	93.75%	6.25%					
JUVENILE	15	9	24	62.50%	37.50%					
PAR./PROB.	-	-	-							
TERM/ABUSE	30	149	179	16.76%	83.24%					
HABEAS/SC	-	13	13	0.00%	100.00%					
OTHER	90	1	91	98.90%	1.10%					
<b>TOTAL</b>	<b>753</b>	<b>415</b>	<b>1,168</b>	<b>64.47%</b>	<b>35.53%</b>					
				<b>AVG. PDC COST PER CASE</b>		<b>\$655.40</b>	<b>AVG. AC COST PER CASE</b>			<b>\$1,107.73</b>



**9TH CIRCUIT (MERCER COUNTY)  
 PDC CASES CLOSED COMPARED TO AC CLAIMS PAID FY 2022**

CASE TYPES	PDC	AC	TOTAL	%PDC	%AC	PDC DISBURSEMENTS	AC DISBURSEMENTS	TOTAL	%PDC	%AC
FELONY	316	397	713	44.32%	55.68%	\$1,026,927.09	\$1,859,202.43	\$2,886,129.52	35.58%	64.42%
MISD.	880	177	1,057	83.25%	16.75%					
MH	14	84	98	14.29%	85.71%					
JUVENILE	30	148	178	16.85%	83.15%					
PAR./PROB.	97	42	139	69.78%	30.22%					
TERM/ABUSE	81	644	725	11.17%	88.83%					
HABEAS/SC	5	17	22	22.73%	77.27%					
OTHER	153	67	220	69.55%	30.45%					
<b>TOTAL</b>	<b>1,576</b>	<b>1,576</b>	<b>3,152</b>	<b>50.00%</b>	<b>50.00%</b>	<b>\$651.60</b>	<b>\$1,179.70</b>			

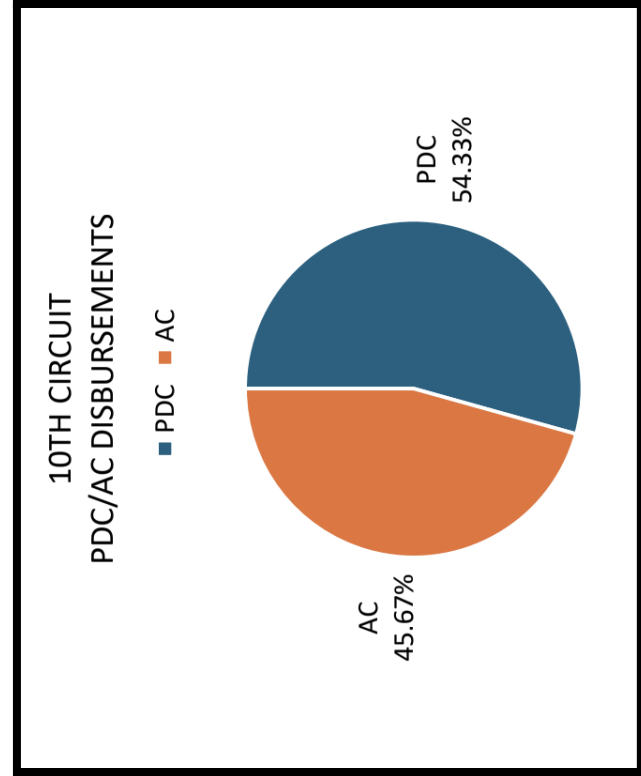
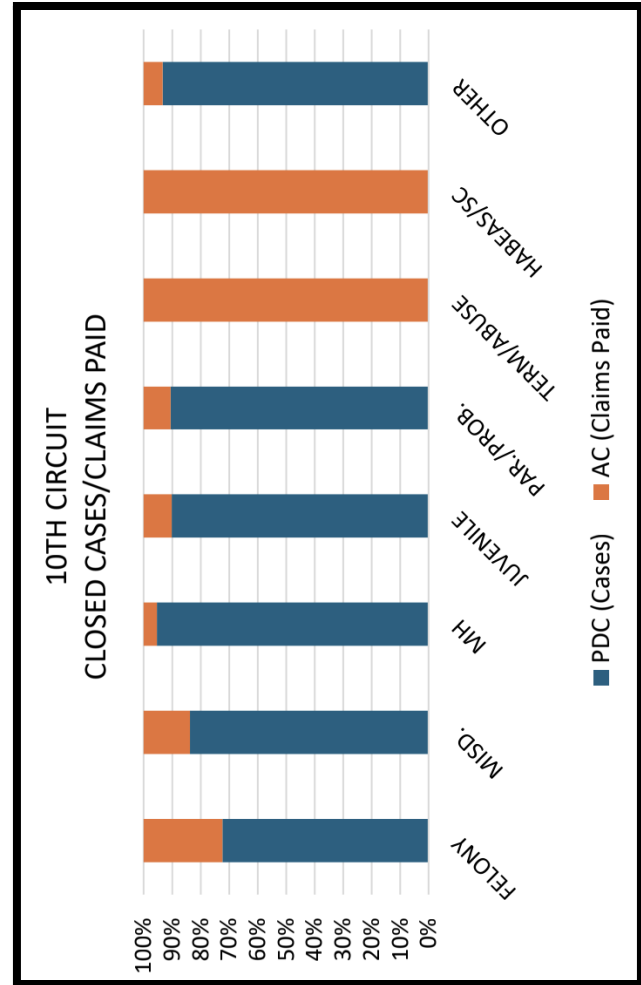


**10TH CIRCUIT (RALEIGH COUNTY)  
 PDC CASES CLOSED COMPARED TO AC CLAIMS PAID FY 2022**

CASE TYPES	PDC	AC	TOTAL	%PDC	%AC	PDC DISBURSEMENTS	AC DISBURSEMENTS	TOTAL	%PDC	%AC
FELONY	666	256	922	72.23%	27.77%	\$1,318,133.59	\$1,108,147.38	\$2,426,280.97	54.33%	45.67%
MISD.	1,122	217	1,339	83.79%	16.21%					
MH	186	9	195	95.38%	4.62%					
JUVENILE	109	12	121	90.08%	9.92%					
PAR./PROB.	152	16	168	90.48%	9.52%					
TERM/ABUSE	-	520	520	0.00%	100.00%					
HABEAS/SC	-	15	15	0.00%	100.00%					
OTHER	69	5	74	93.24%	6.76%					
<b>TOTAL</b>	<b>2,304</b>	<b>1,050</b>	<b>3,354</b>	<b>68.69%</b>	<b>31.31%</b>	<b>\$1,318,133.59</b>	<b>\$1,055.38</b>	<b>\$2,426,280.97</b>	<b>54.33%</b>	<b>45.67%</b>

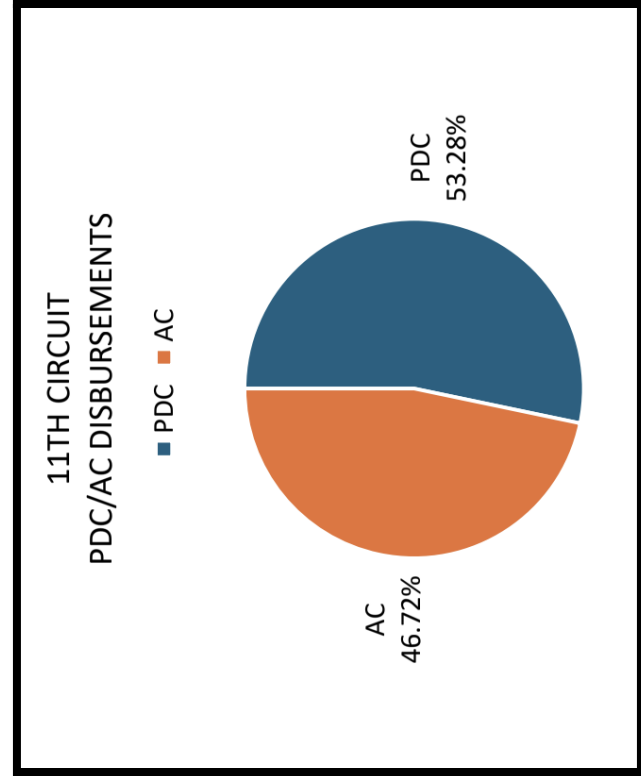
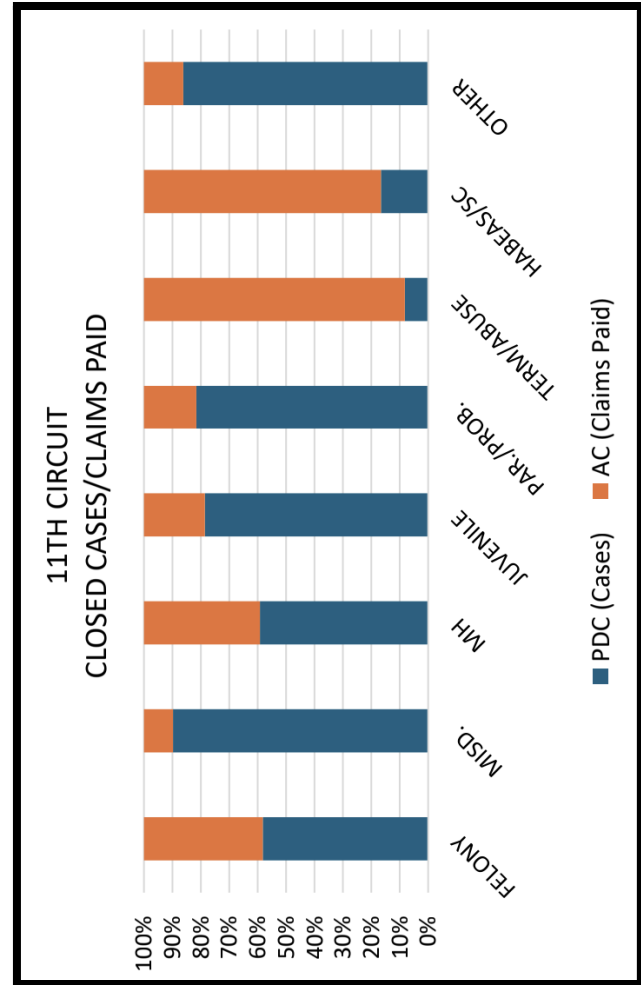
**AC DISBURSEMENTS**  
 \$1,108,147.38  
**AVG. AC COST PER CASE**  
 \$1,055.38

**PDC DISBURSEMENTS**  
 \$1,318,133.59  
**AVG. PDC COST PER CASE**  
 \$572.11



**11TH CIRCUIT (GREENBRIER & POCAHONTAS COUNTIES)  
 PDC CASES CLOSED COMPARED TO AC CLAIMS PAID FY 2022**

CASE TYPES	PDC	AC	TOTAL	%PDC	%AC	PDC DISBURSEMENTS	AC DISBURSEMENTS	TOTAL	%PDC	%AC
FELONY	163	117	280	58.21%	41.79%	\$661,080.67	\$579,716.02	\$1,240,796.69	53.28%	46.72%
MISD.	564	64	628	89.81%	10.19%					
MH	16	11	27	59.26%	40.74%					
JUVENILE	22	6	28	78.57%	21.43%					
PAR./PROB.	31	7	38	81.58%	18.42%					
TERM/ABUSE	16	179	195	8.21%	91.79%					
HABEAS/SC	1	5	6	16.67%	83.33%					
OTHER	31	5	36	86.11%	13.89%					
<b>TOTAL</b>	<b>844</b>	<b>394</b>	<b>1,238</b>	<b>68.17%</b>	<b>31.83%</b>	<b>\$783.27</b>	<b>\$1,471.36</b>			
						<b>AVG. PDC COST PER CASE</b>	<b>AVG. AC COST PER CASE</b>			

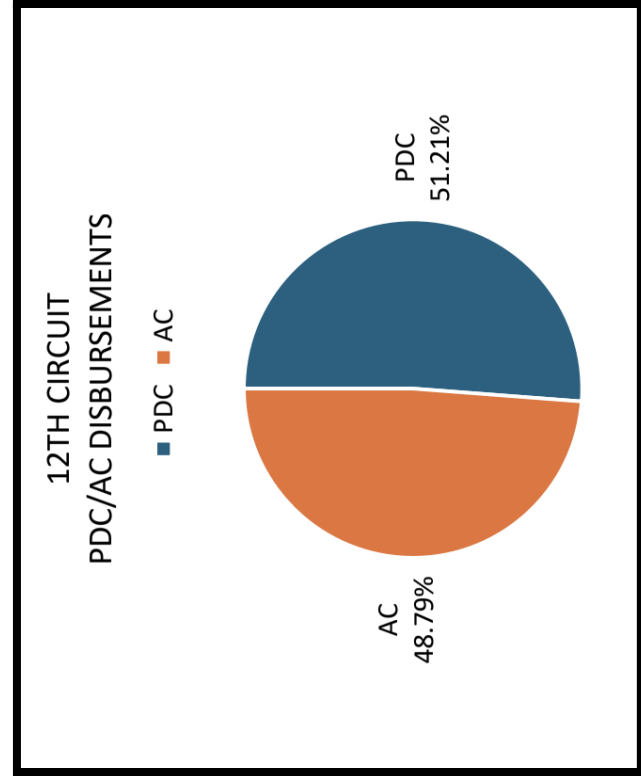
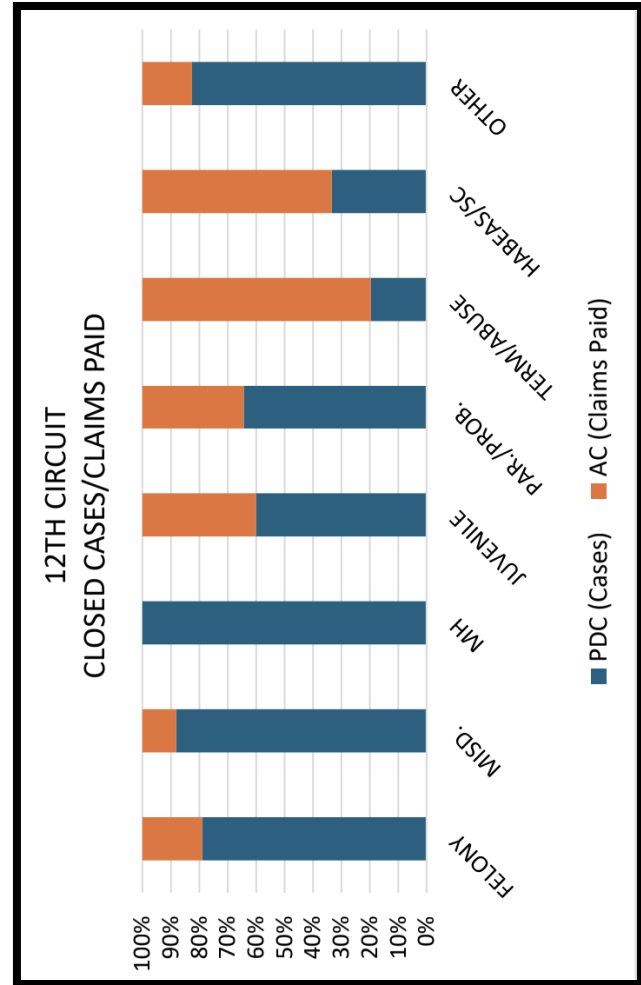


**12TH CIRCUIT (FAYETTE COUNTY)  
 PDC CASES CLOSED COMPARED TO AC CLAIMS PAID FY 2022**

CASE TYPES	PDC	AC	TOTAL	%PDC	%AC	PDC DISBURSEMENTS	AC DISBURSEMENTS	TOTAL	%PDC	%AC
FELONY	323	86	409	78.97%	21.03%	\$615,466.50	\$586,518.92	\$1,201,985.42	51.21%	48.79%
MISD.	337	45	382	88.22%	11.78%					
MH	74	-	74	100.00%	0.00%					
JUVENILE	12	8	20	60.00%	40.00%					
PAR./PROB.	9	5	14	64.29%	35.71%					
TERM/ABUSE	63	260	323	19.50%	80.50%					
HABEAS/SC	4	8	12	33.33%	66.67%					
OTHER	19	4	23	82.61%	17.39%					
<b>TOTAL</b>	<b>841</b>	<b>416</b>	<b>1,257</b>	<b>66.91%</b>	<b>33.09%</b>					

	PDC	AC	PER CASE
<b>AVG. PDC COST</b>	<b>\$731.83</b>		
<b>AVG. AC COST</b>		<b>\$1,409.90</b>	

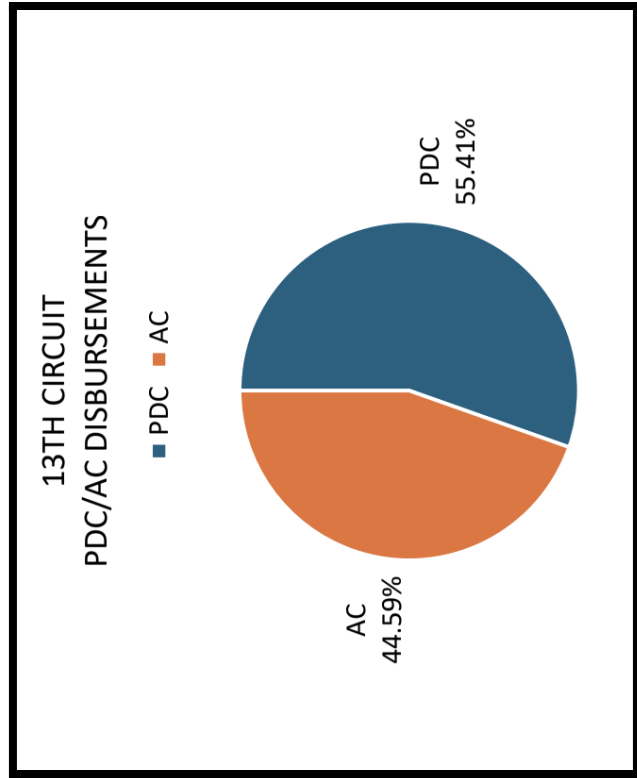
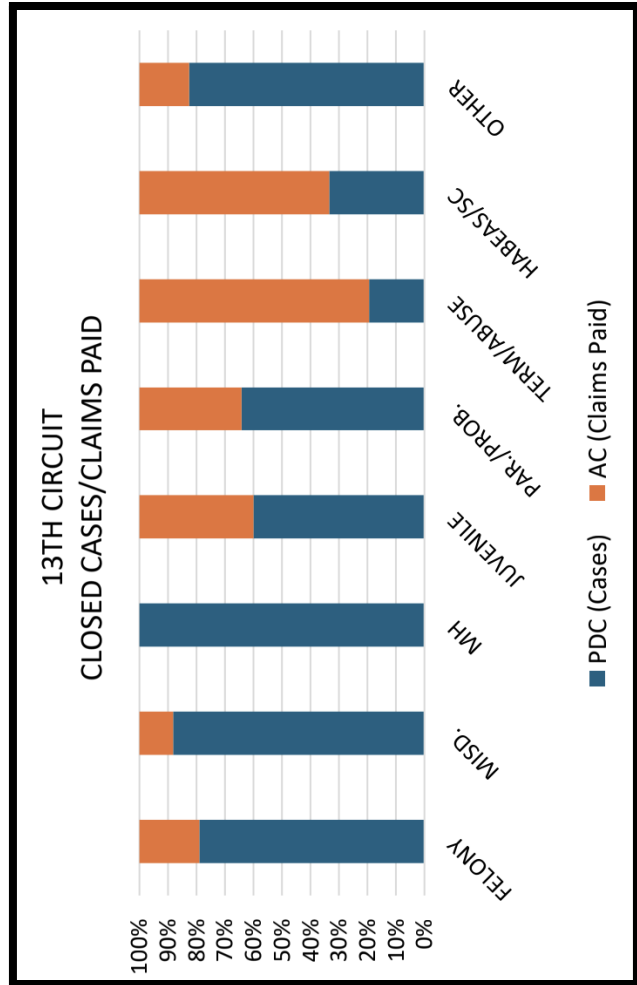


**13TH CIRCUIT (KANAWHA COUNTY)  
 PDC CASES CLOSED COMPARED TO AC CLAIMS PAID FY 2022**

CASE TYPES	PDC	AC	TOTAL	%PDC	%AC	PDC DISBURSEMENTS	AC DISBURSEMENTS	TOTAL	%PDC	%AC
FELONY	1,154	582	1,736	66.47%	33.53%	\$3,383,453.26	\$2,723,211.96	\$6,106,665.22	55.41%	44.59%
MISD.	3,661	510	4,171	87.78%	12.22%					
MH	187	-	187	100.00%	0.00%					
JUVENILE	516	104	620	83.23%	16.77%					
PAR./PROB.	156	66	222	70.27%	29.73%					
TERM/ABUSE	-	2,052	2,052	0.00%	100.00%					
HABEAS/SC	3	128	131	2.29%	97.71%					
OTHER	284	43	327	86.85%	13.15%					
<b>TOTAL</b>	<b>5,961</b>	<b>3,701</b>	<b>9,662</b>	<b>61.70%</b>	<b>38.30%</b>	<b>\$3,383,453.26</b>	<b>\$2,723,211.96</b>	<b>\$6,106,665.22</b>	<b>55.41%</b>	<b>44.59%</b>

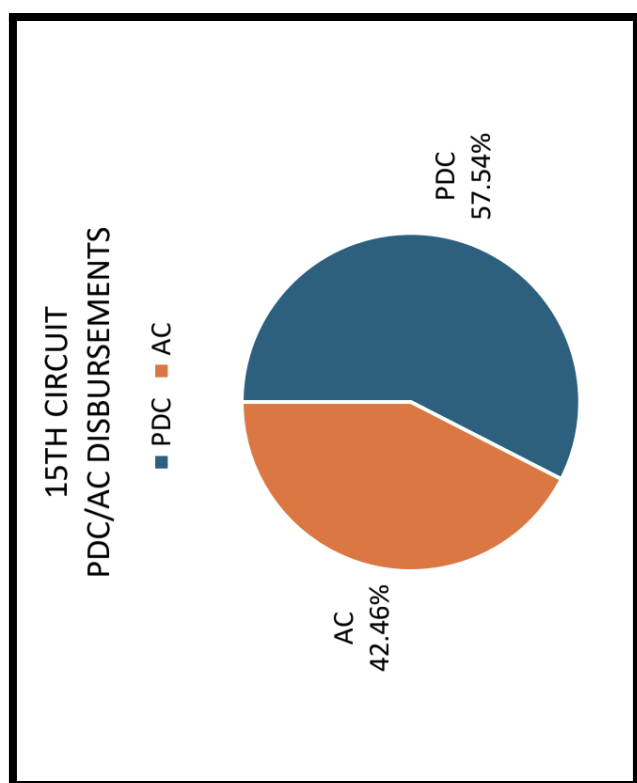
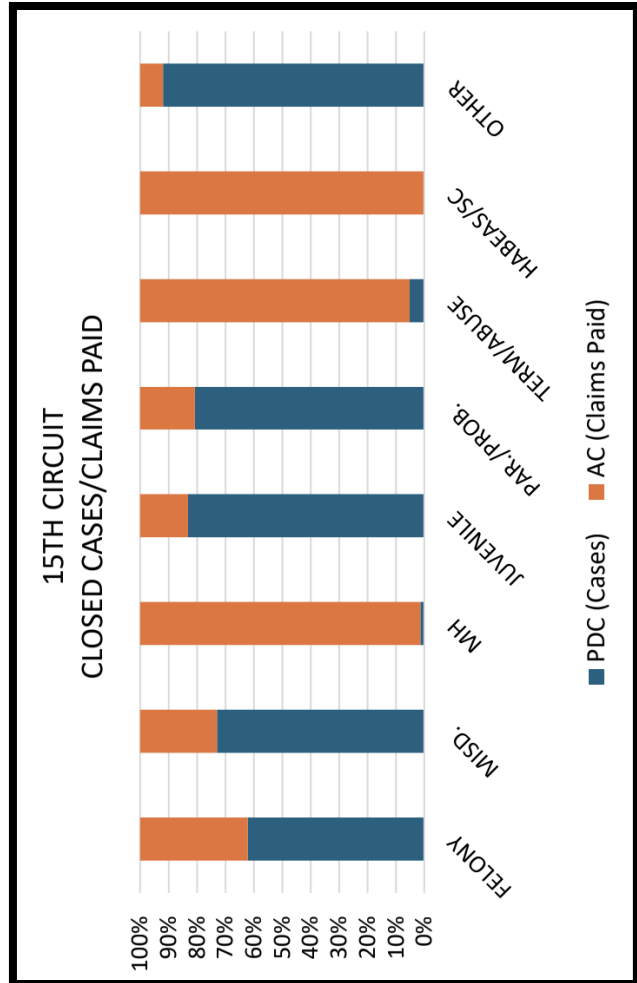
**AVG. PDC COST PER CASE**  
**\$567.60**

**AVG. AC COST PER CASE**  
**\$735.80**



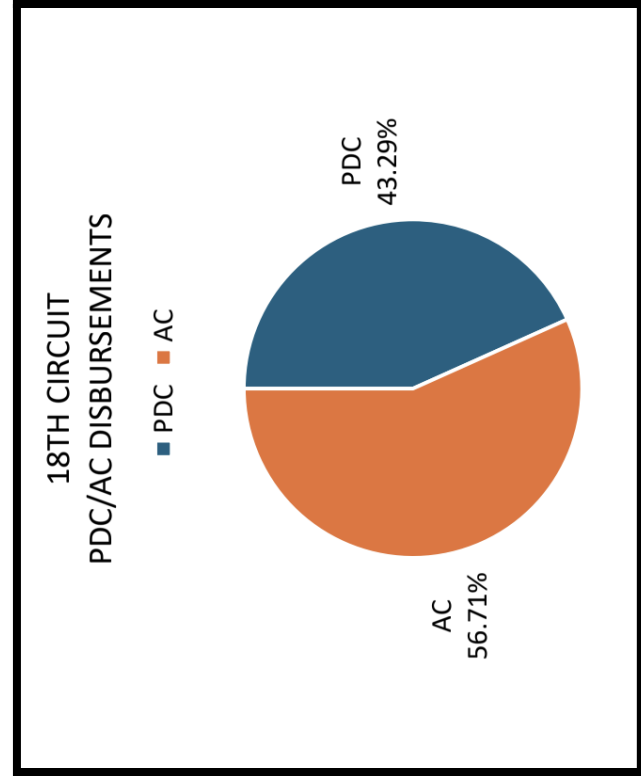
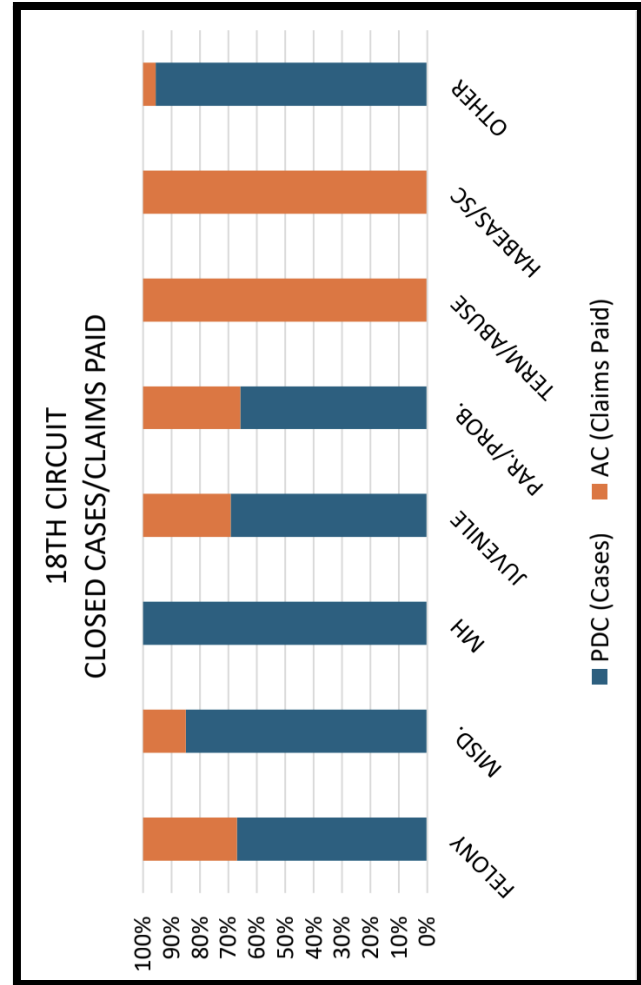
**15TH CIRCUIT (HARRISON COUNTY)  
 PDC CASES CLOSED COMPARED TO AC CLAIMS PAID FY 2022**

CASE TYPES	PDC	AC	TOTAL	%PDC	%AC	PDC DISBURSEMENTS	AC DISBURSEMENTS	TOTAL	%PDC	%AC
FELONY	298	181	479	62.21%	37.79%	\$1,157,979.17	\$854,578.93	\$2,012,558.10	57.54%	42.46%
MISD.	793	293	1,086	73.02%	26.98%					
MH	2	140	142	1.41%	98.59%					
JUVENILE	108	22	130	83.08%	16.92%					
PAR./PROB.	67	16	83	80.72%	19.28%					
TERM/ABUSE	21	394	415	5.06%	94.94%					
HABEAS/SC	-	45	45	0.00%	100.00%					
OTHER	68	6	74	91.89%	8.11%					
<b>TOTAL</b>	<b>1,357</b>	<b>1,097</b>	<b>2,454</b>	<b>55.30%</b>	<b>44.70%</b>	<b>\$853.34</b>	<b>\$779.01</b>			
						<b>AVG. PDC COST PER CASE</b>	<b>AVG. AC COST PER CASE</b>			



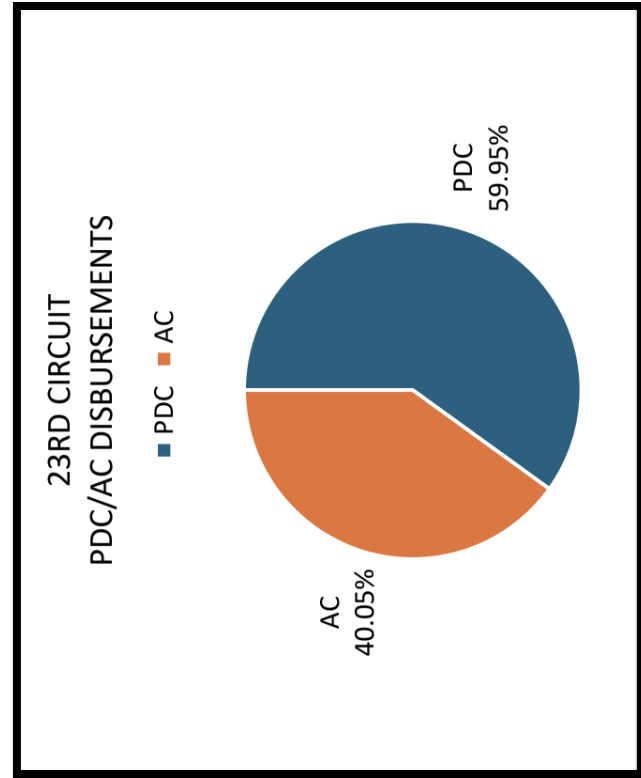
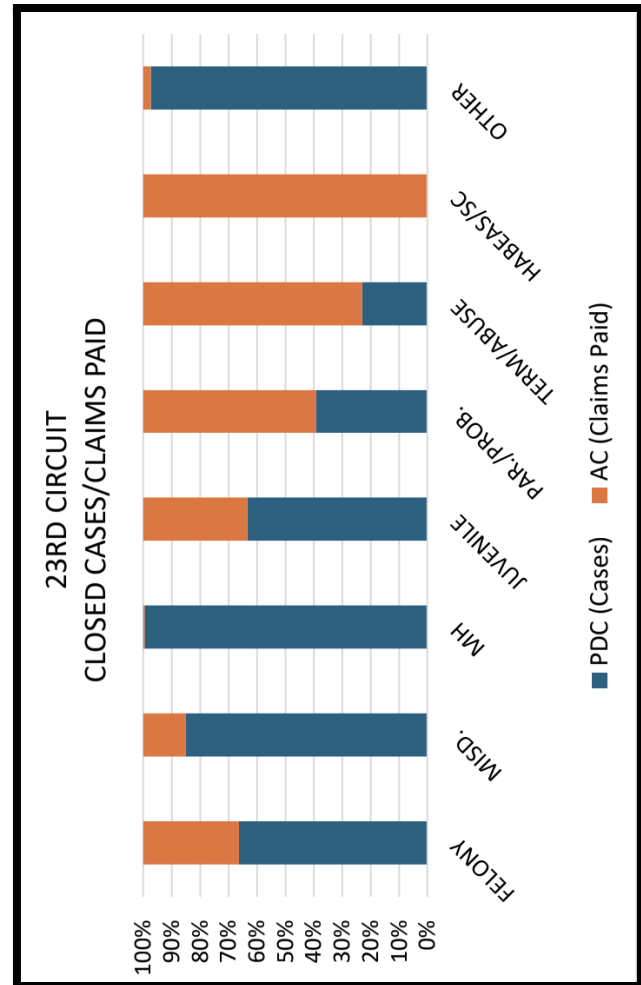
**18TH CIRCUIT (PRESTON COUNTY)  
 PDC CASES CLOSED COMPARED TO AC CLAIMS PAID FY 2022**

CASE TYPES	PDC	AC	TOTAL	%PDC	%AC	PDC DISBURSEMENTS	AC DISBURSEMENTS	TOTAL	%PDC	%AC
FELONY	148	73	221	66.97%	33.03%	\$441,816.42	\$578,825.33	\$1,020,641.75	43.29%	56.71%
MISD.	338	60	398	84.92%	15.08%					
MH	17	-	17	100.00%	0.00%					
JUVENILE	9	4	13	69.23%	30.77%					
PAR./PROB.	25	13	38	65.79%	34.21%					
TERM/ABUSE	-	341	341	0.00%	100.00%					
HABEAS/SC	-	11	11	0.00%	100.00%					
OTHER	107	5	112	95.54%	4.46%					
<b>TOTAL</b>	<b>644</b>	<b>508</b>	<b>1,152</b>	<b>55.90%</b>	<b>44.10%</b>	<b>\$686.05</b>	<b>\$1,139.42</b>			



**23RD CIRCUIT (BERKELEY, JEFFERSON & MORGAN COUNTIES)  
 PDC CASES CLOSED COMPARED TO AC CLAIMS PAID FY 2022**

CASE TYPES	PDC	AC	TOTAL	%PDC	%AC	PDC DISBURSEMENTS	AC DISBURSEMENTS	TOTAL	%PDC	%AC
FELONY	1,036	526	1,562	66.33%	33.67%	\$2,814,608.68	\$1,880,034.38	\$4,694,643.06	59.95%	40.05%
MISD.	2,022	354	2,376	85.10%	14.90%					
MH	172	1	173	99.42%	0.58%					
JUVENILE	140	81	221	63.35%	36.65%					
PAR./PROB.	69	107	176	39.20%	60.80%					
TERM/ABUSE	183	616	799	22.90%	77.10%					
HABEAS/SC	-	29	29	0.00%	100.00%					
OTHER	351	10	361	97.23%	2.77%					
<b>TOTAL</b>	<b>3,973</b>	<b>1,724</b>	<b>5,697</b>	<b>69.74%</b>	<b>30.26%</b>	<b>\$708.43</b>	<b>\$1,090.51</b>			

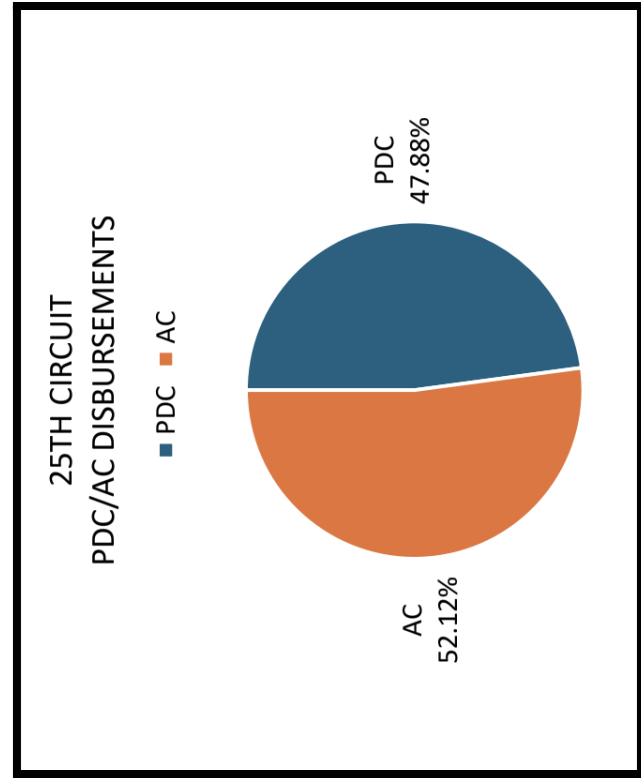
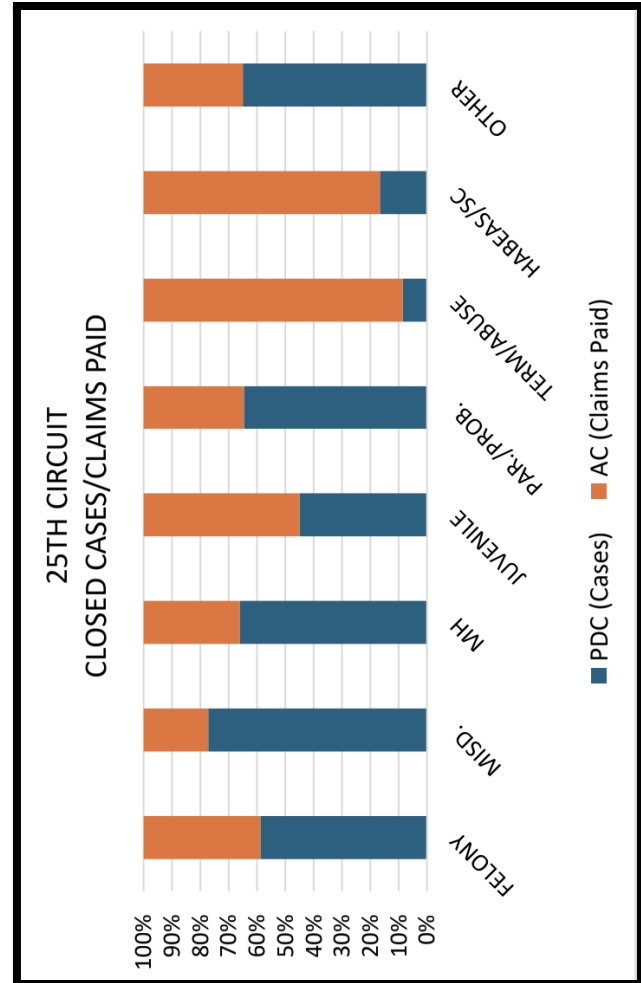


**25TH CIRCUIT (BOONE AND LINCOLN COUNTIES)  
PDC CASES CLOSED COMPARED TO AC CLAIMS PAID FY 2022**

CASE TYPES	PDC	AC	TOTAL	%PDC	%AC	PDC DISBURSEMENTS	AC DISBURSEMENTS	TOTAL	%PDC	%AC
FELONY	204	143	247	82.59%	17.41%	\$848,066.92	\$923,103.57	\$1,771,170.49	47.88%	52.12%
MISD.	533	158	691	77.13%	22.87%					
MH	31	16	47	65.96%	34.04%					
JUVENILE	58	71	129	44.96%	55.04%					
PAR./PROB.	40	22	62	64.52%	35.48%					
TERM/ABUSE	58	614	672	8.63%	91.37%					
HABEAS/SC	1	5	6	16.67%	83.33%					
OTHER	13	7	20	65.00%	35.00%					
<b>TOTAL</b>	<b>938</b>	<b>1,036</b>	<b>1,974</b>	<b>47.52%</b>	<b>52.48%</b>					

	PDC	AC	PER CASE
<b>AVG. PDC COST</b>	<b>\$904.12</b>		
<b>AVG. AC COST</b>		<b>\$891.03</b>	

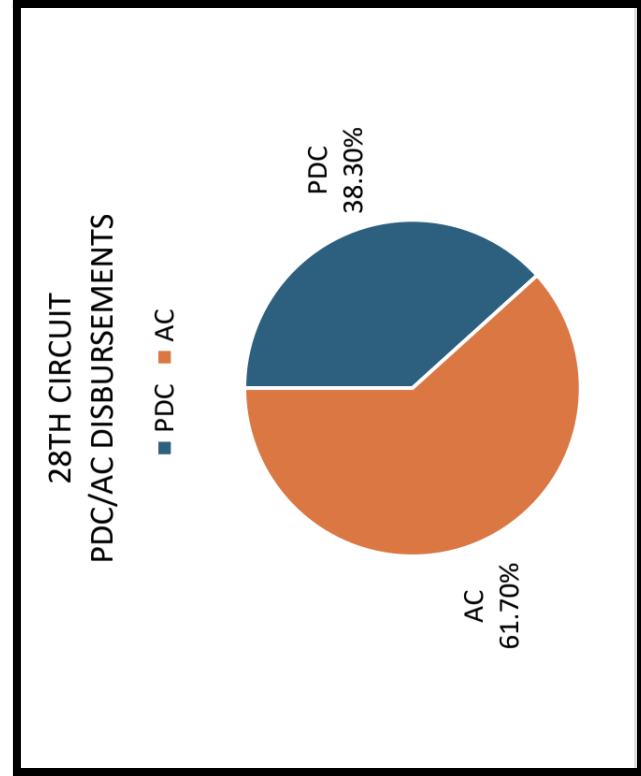
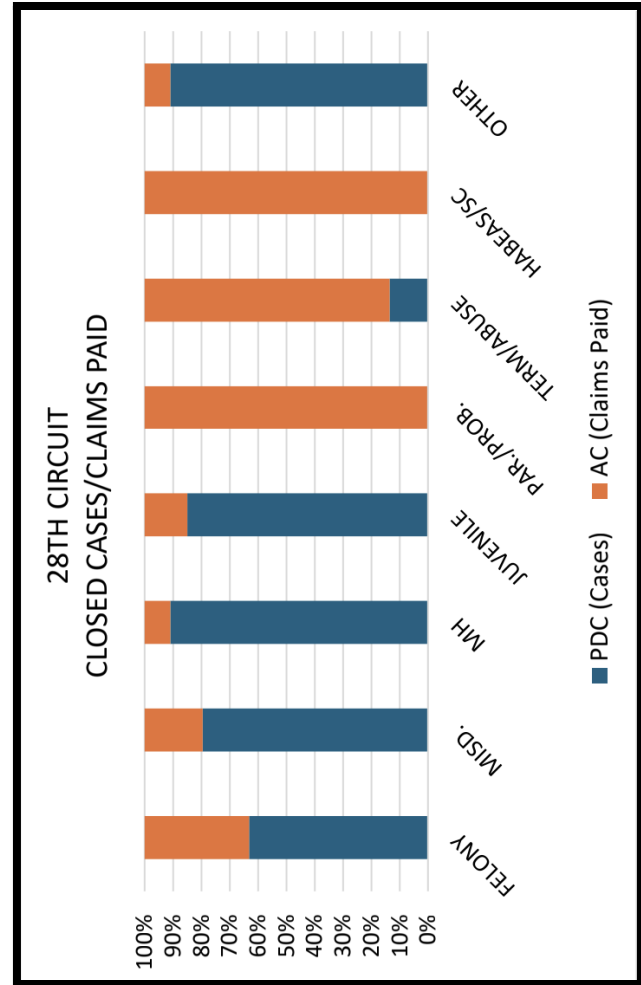


**28TH CIRCUIT (NICHOLAS COUNTY)  
 PDC CASES CLOSED COMPARED TO AC CLAIMS PAID FY 2022**

CASE TYPES	PDC	AC	TOTAL	%PDC	%AC	PDC DISBURSEMENTS	AC DISBURSEMENTS	TOTAL	%PDC	%AC
FELONY	123	72	195	63.08%	36.92%	\$363,211.33	\$585,041.16	\$948,252.49	38.30%	61.70%
MISD.	197	51	248	79.44%	20.56%					
MH	10	1	11	90.91%	9.09%					
JUVENILE	28	5	33	84.85%	15.15%					
PAR./PROB.	-	5	5	0.00%	100.00%					
TERM/ABUSE	48	304	352	13.64%	86.36%					
HABEAS/SC	-	11	11	0.00%	100.00%					
OTHER	10	1	11	90.91%	9.09%					
<b>TOTAL</b>	<b>416</b>	<b>450</b>	<b>866</b>	<b>48.04%</b>	<b>51.96%</b>	<b>\$873.10</b>	<b>\$1,300.09</b>			

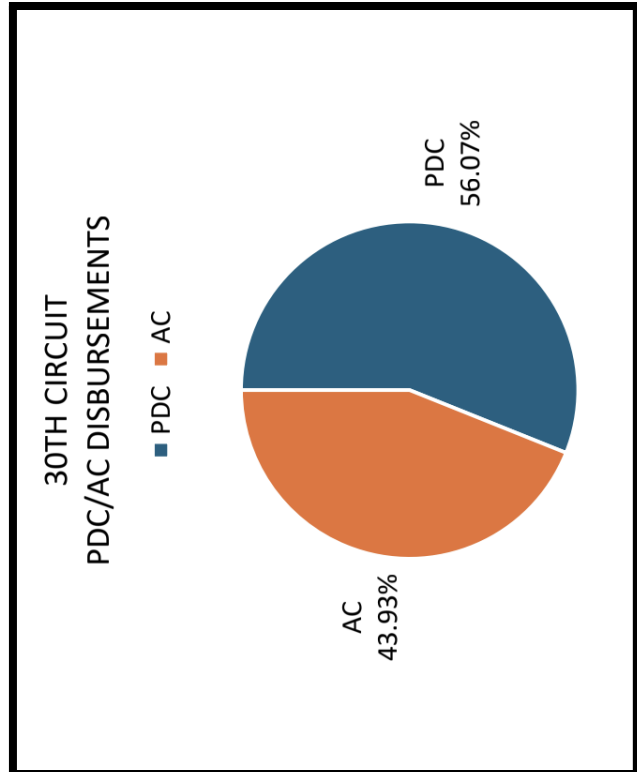
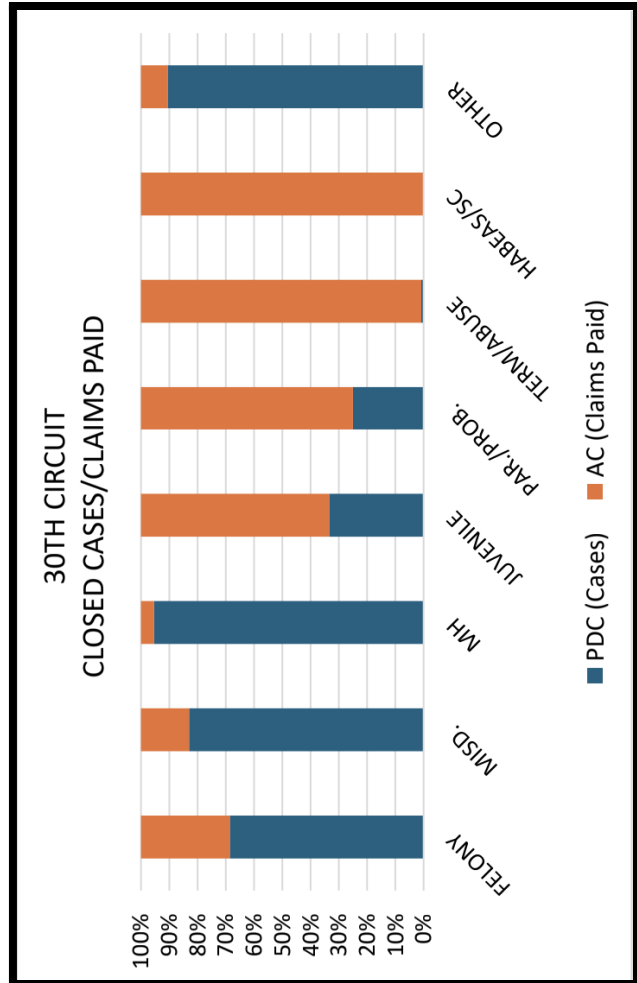
**AVG. PDC COST PER CASE**  
**\$873.10**

**AVG. AC COST PER CASE**  
**\$1,300.09**



**30TH CIRCUIT (MINGO COUNTY)  
PDC CASES CLOSED COMPARED TO AC CLAIMS PAID FY 2022**

CASE TYPES	PDC	AC	TOTAL	%PDC	%AC	PDC DISBURSEMENTS	AC DISBURSEMENTS	TOTAL	%PDC	%AC
FELONY	383	176	559	68.52%	31.48%	\$603,446.75	\$472,871.27	\$1,076,318.02	56.07%	43.93%
MISD.	255	52	307	83.06%	16.94%					
MH	21	1	22	95.45%	4.55%					
JUVENILE	2	4	6	33.33%	66.67%					
PAR./PROB.	3	9	12	25.00%	75.00%					
TERM/ABUSE	1	130	131	0.76%	99.24%					
HABEAS/SC	-	5	5	0.00%	100.00%					
OTHER	29	3	32	90.62%	9.38%					
<b>TOTAL</b>	<b>694</b>	<b>380</b>	<b>1,074</b>	<b>64.62%</b>	<b>35.38%</b>	<b>\$869.52</b>	<b>\$1,244.40</b>			
						<b>AVG. PDC COST PER CASE</b>	<b>AVG. AC COST PER CASE</b>			



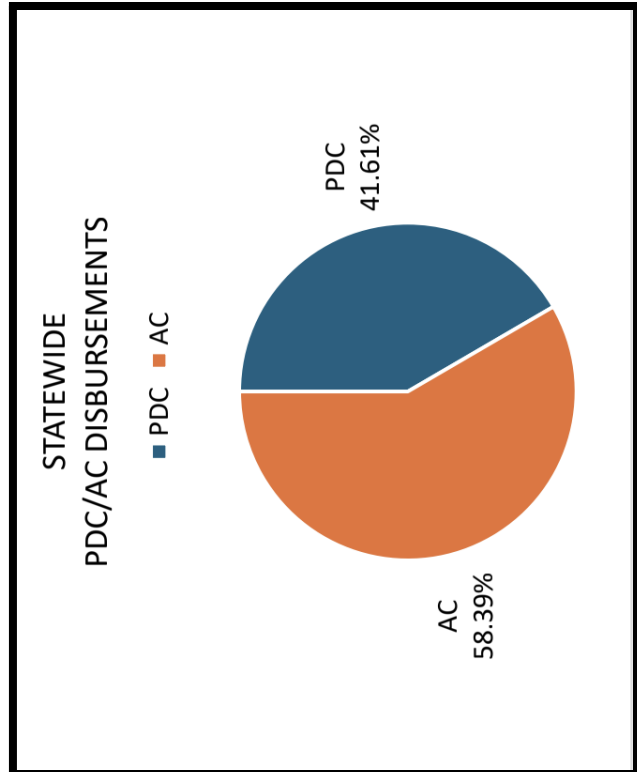
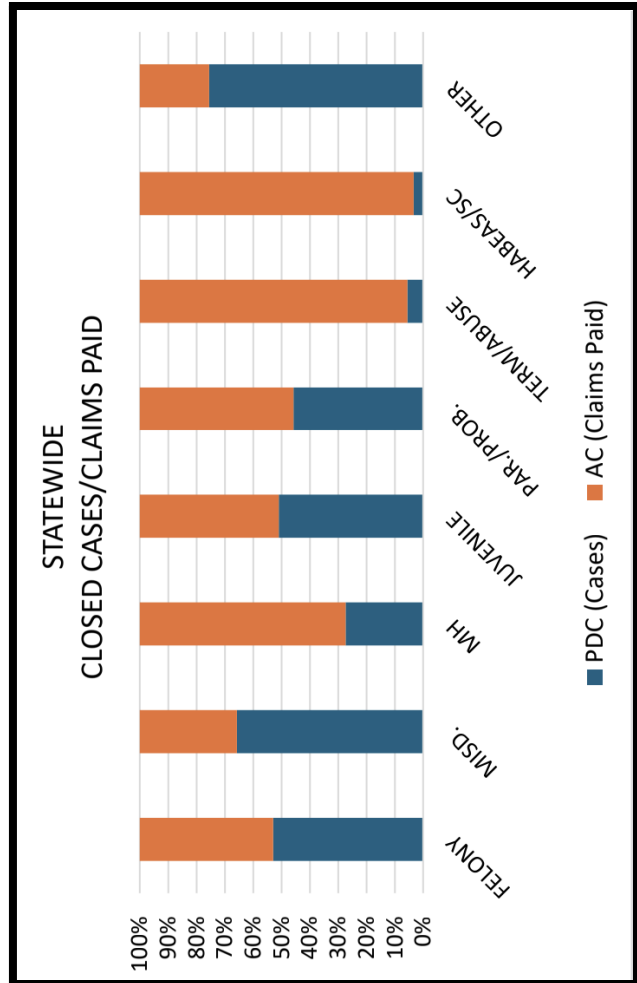
**STATISTICS FOR BOTH PDC AND APPOINTED COUNSEL STATEWIDE  
 PDC CASES CLOSED COMPARED TO ALL AC CLAIMS PAID FY 2022**

CASE TYPES	PDC	AC	TOTAL	%PDC	%AC	PDC DISBURSEMENTS	AC DISBURSEMENTS	TOTAL	%PDC	%AC
FELONY	8,619	7,656	16,275	52.96%	47.04%	\$22,015,347.59*	\$30,889,078.11	\$52,904,425.70	41.61%	58.39%
MISD.	16,633	8,651	25,284	65.78%	34.22%					
MH	978	2,587	3,565	27.43%	72.57%					
JUVENILE	1,511	1,455	2,966	50.94%	49.06%					
PAR./PROB.	1,135	1,347	2,482	45.73%	54.27%					
TERM/ABUSE	769	12,981	13,750	5.59%	94.41%	\$700.17	\$854.92			
HABEAS/SC	18	534	552	3.26%	96.74%					
OTHER	1,780	575	2,355	75.58%	24.42%					
<b>TOTAL</b>	<b>31,443</b>	<b>36,131</b>	<b>67,574</b>	<b>46.53%</b>	<b>53.47%</b>					

**AVG. PDC COST PER CASE \$700.17**

**AVG. AC COST PER CASE \$854.92**

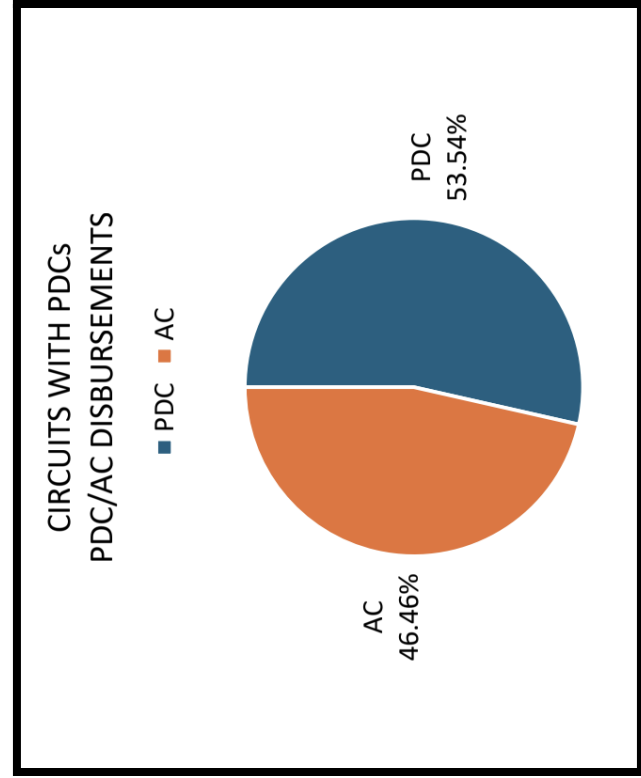
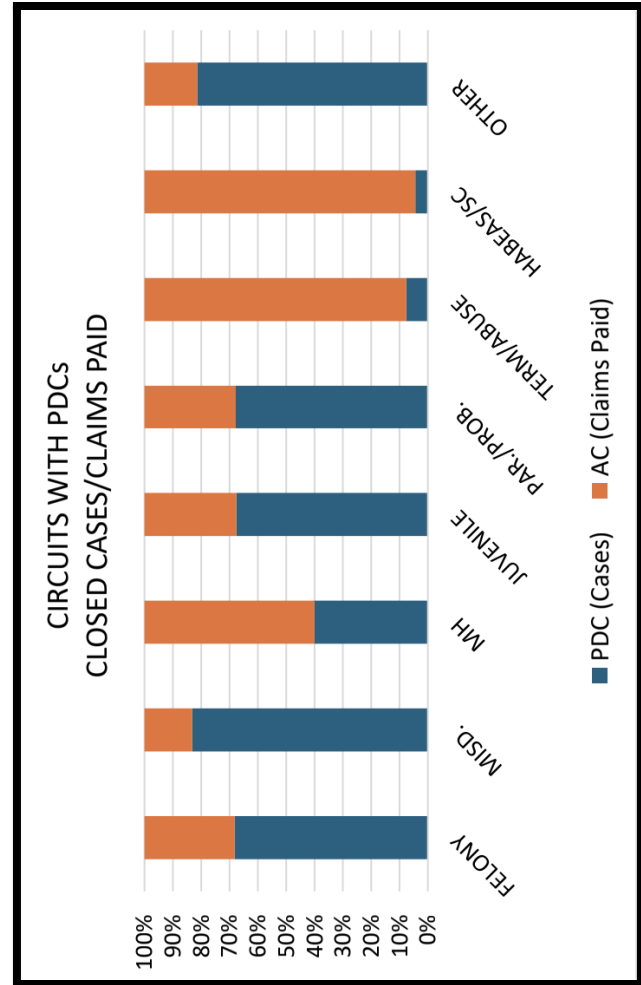
\*PDC Disbursements include Morgantown PDC Standup Costs



**ALL PUBLIC DEFENDER CORPORATIONS CIRCUITS (19 CIRCUITS, 30 COUNTIES) (Excludes Mason County)  
 PDC CASES CLOSED COMPARED TO AC CLAIMS (WITHIN PDC CIRCUITS) PAID FY 2022**

CASE TYPES	PDC	AC	TOTAL	%PDC	%AC	PDC DISBURSEMENTS	AC DISBURSEMENTS	TOTAL	%PDC	%AC
FELONY	8,619	4,023	12,642	68.18%	31.82%	\$22,015,347.59*	\$19,106,009.81	\$41,121,357.40	53.54%	46.46%
MISD.	16,633	3,350	19,983	83.24%	16.76%					
MH	978	1,469	2,447	39.97%	60.03%					
JUVENILE	1,511	725	2,236	67.58%	32.42%					
PAR./PROB.	1,135	541	1,676	67.72%	32.28%					
TERM/ABUSE	769	9,216	9,985	7.70%	92.30%					
HABEAS/SC	18	394	412	4.37%	95.63%					
OTHER	1,780	408	2,188	81.35%	18.65%					
<b>TOTAL</b>	<b>31,443</b>	<b>20,126</b>	<b>51,569</b>	<b>60.97%</b>	<b>39.03%</b>	<b>\$700.17</b>	<b>\$949.32</b>			

\*PDC Disbursements include Morgantown PDC Standup Costs

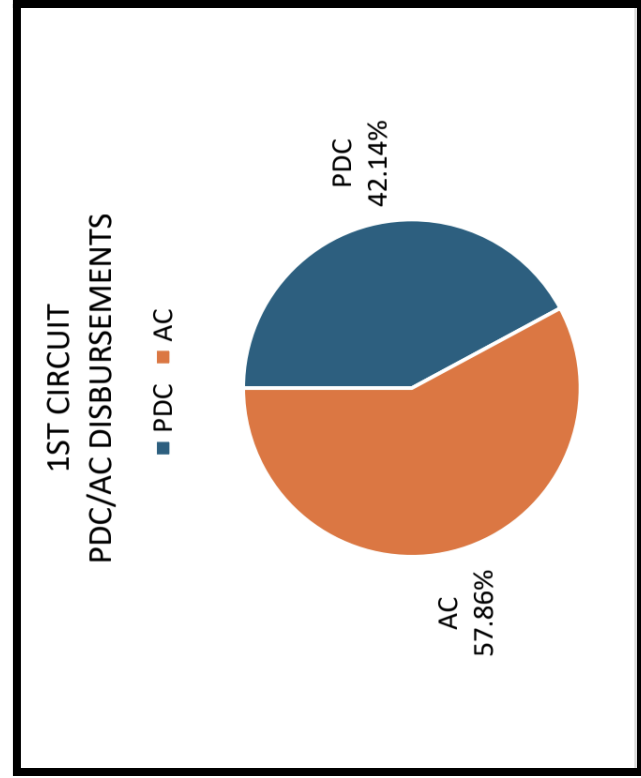
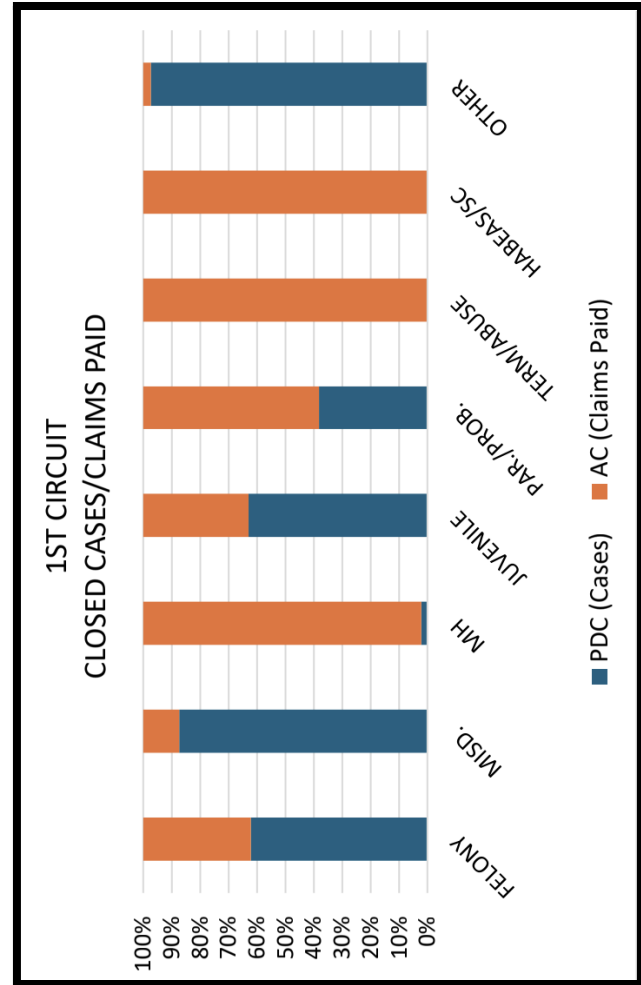


Page intentionally left blank

# Fiscal Year 2023

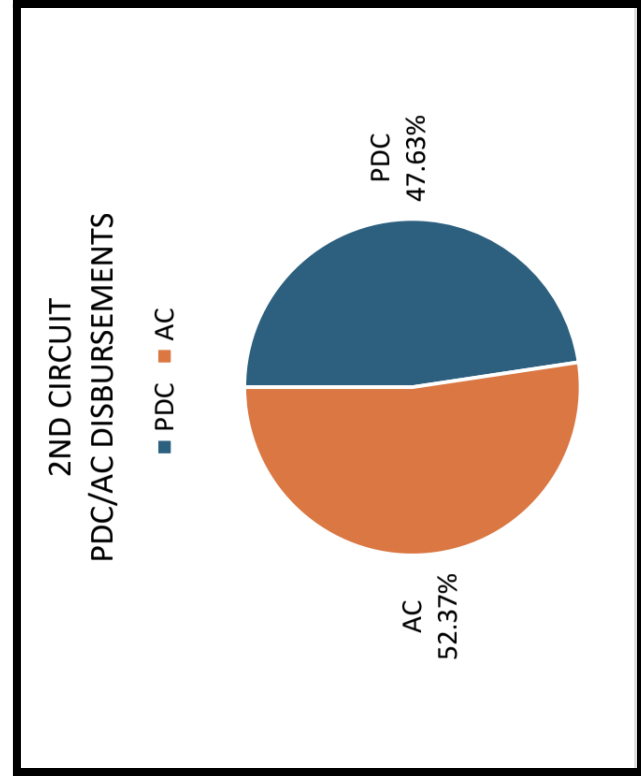
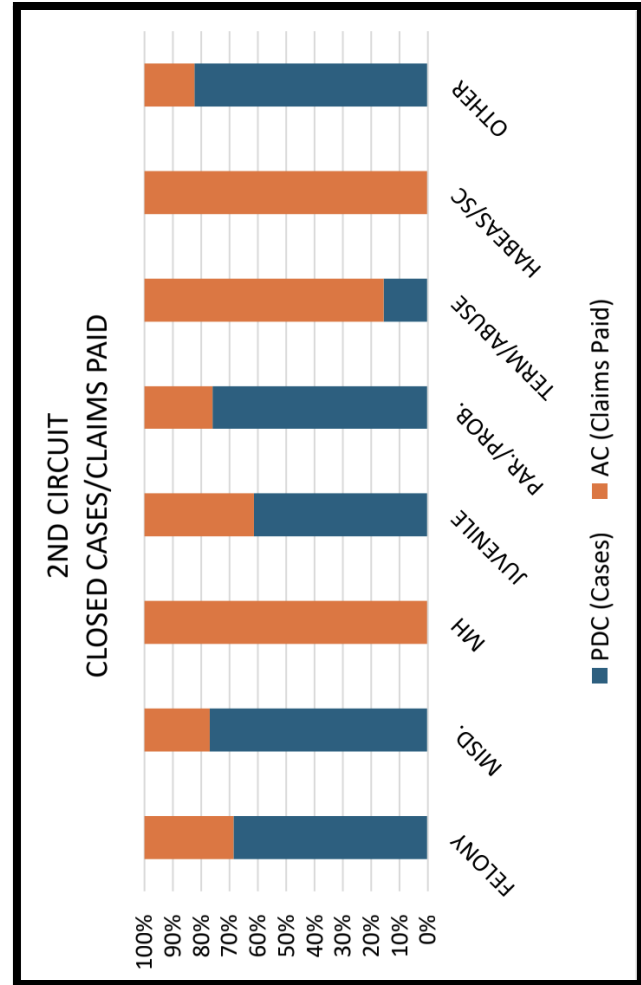
**1ST CIRCUIT (BROOKE, HANCOCK & OHIO COUNTIES)  
 PDC CASES CLOSED COMPARED TO AC CLAIMS PAID FY 2023**

CASE TYPES	PDC	AC	TOTAL	%PDC	%AC	PDC DISBURSEMENTS	AC DISBURSEMENTS	TOTAL	%PDC	%AC
FELONY	316	193	509	62.08%	37.92%	\$1,263,729.38	\$1,735,343.49	\$2,999,072.87	42.14%	57.86%
MISD.	994	145	1,139	87.27%	12.73%					
MH	1	46	47	2.13%	97.87%					
JUVENILE	68	40	108	62.96%	37.04%					
PAR./PROB.	16	26	42	38.10%	61.90%					
TERM/ABUSE	1	490	491	0.20%	99.80%					
HABEAS/SC	-	19	19	0.00%	100.00%					
OTHER	179	5	184	97.28%	2.72%					
<b>TOTAL</b>	<b>1,575</b>	<b>971</b>	<b>2,546</b>	<b>61.86%</b>	<b>38.14%</b>	<b>\$802.37</b>	<b>\$1,787.17</b>			



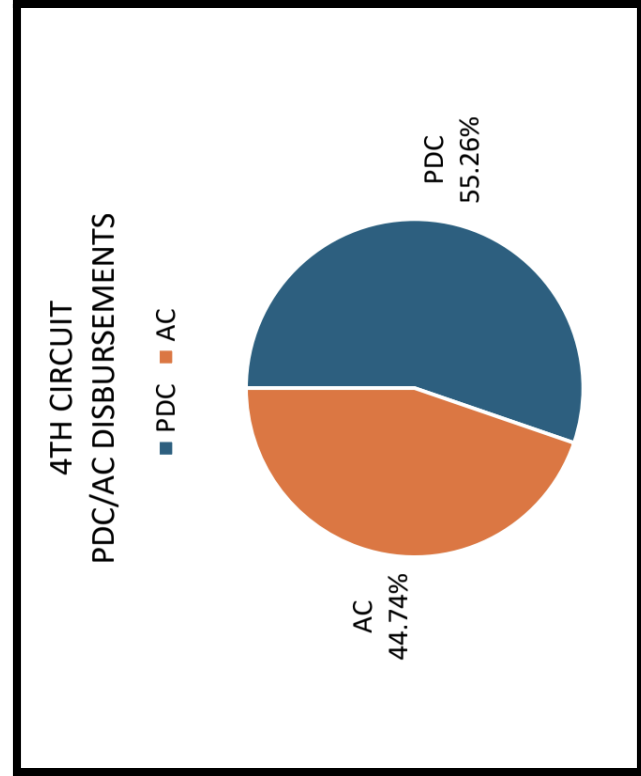
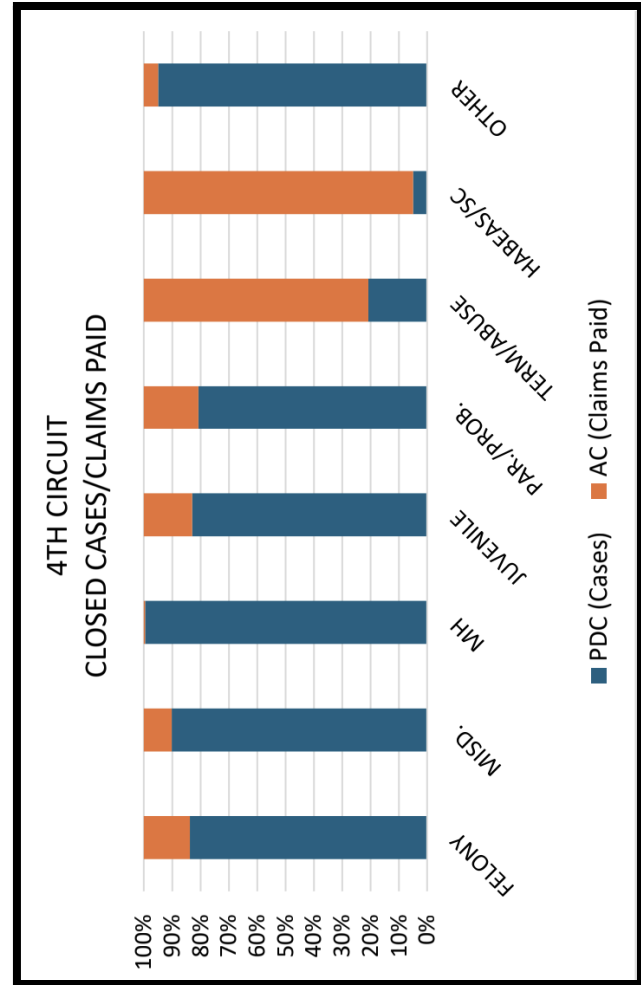
**2ND CIRCUIT (MARSHALL, TYLER & WETZEL COUNTIES)  
PDC CASES CLOSED COMPARED TO AC CLAIMS PAID FY 2023**

CASE TYPES	PDC	AC	TOTAL	%PDC	%AC	PDC DISBURSEMENTS	AC DISBURSEMENTS	TOTAL	%PDC	%AC
FELONY	296	136	432	68.52%	31.48%	\$529,602.85	\$582,305.13	\$1,111,907.98	47.63%	52.37%
MISD.	456	136	592	77.03%	22.97%					
MH	-	222	222	0.00%	100.00%					
JUVENILE	43	27	70	61.43%	38.57%					
PAR./PROB.	76	24	100	76.00%	24.00%					
TERM/ABUSE	46	249	295	15.59%	84.41%					
HABEAS/SC	-	4	4	0.00%	100.00%					
OTHER	14	3	17	82.35%	17.65%					
<b>TOTAL</b>	<b>931</b>	<b>801</b>	<b>1,732</b>	<b>53.75%</b>	<b>46.25%</b>	<b>\$568.85</b>	<b>\$726.97</b>			
				<b>AVG. PDC COST PER CASE</b>	<b>AVG. AC COST PER CASE</b>					



**4TH CIRCUIT (WIRT & WOOD COUNTIES)  
 PDC CASES CLOSED COMPARED TO AC CLAIMS PAID FY 2023**

CASE TYPES	PDC	AC	TOTAL	%PDC	%AC	PDC DISBURSEMENTS	AC DISBURSEMENTS	TOTAL	%PDC	%AC
FELONY	953	185	1,138	83.74%	16.26%	\$1,597,830.30	\$1,293,407.75	\$2,891,238.05	55.26%	44.74%
MISD.	1,446	157	1,603	90.21%	9.79%					
MH	251	1	252	99.60%	0.40%					
JUVENILE	73	15	88	82.95%	17.05%					
PAR./PROB.	42	10	52	80.77%	19.23%					
TERM/ABUSE	174	665	839	20.74%	79.26%					
HABEAS/SC	1	19	20	5.00%	95.00%					
OTHER	92	5	97	94.85%	5.15%					
<b>TOTAL</b>	<b>3,032</b>	<b>1,057</b>	<b>4,089</b>	<b>74.15%</b>	<b>25.85%</b>	<b>\$526.99</b>	<b>\$1,223.66</b>			
						<b>PER CASE</b>	<b>PER CASE</b>			
						<b>AVG. PDC COST</b>	<b>AVG. AC COST</b>			

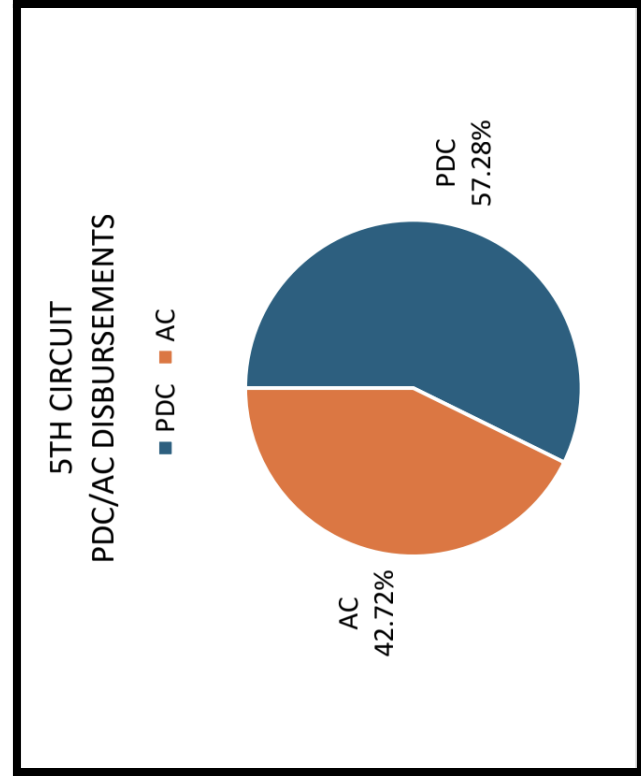
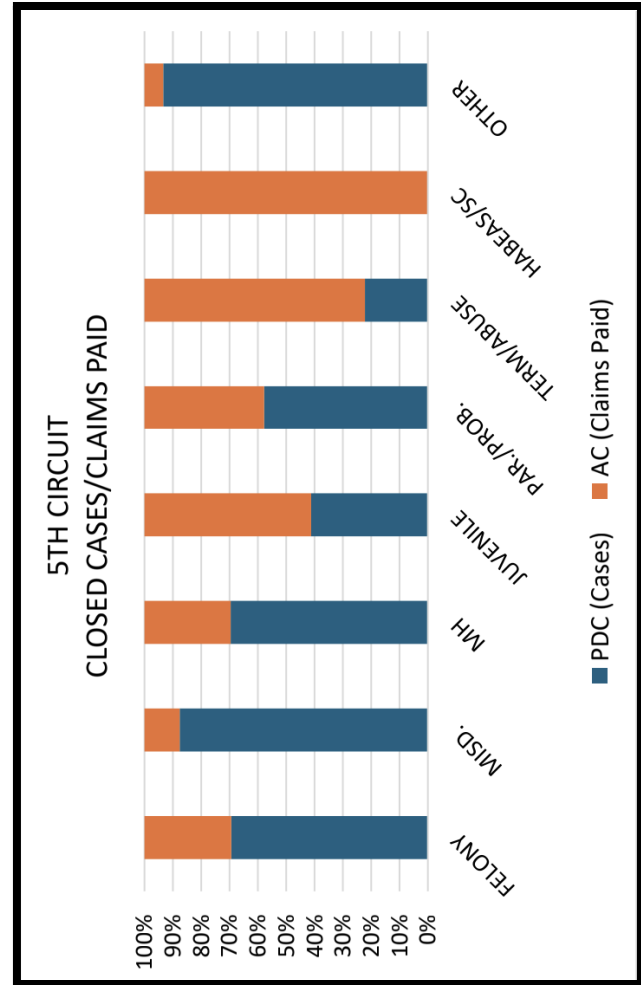


**5TH CIRCUIT (CALHOUN, JACKSON, MASON, and ROANE COUNTIES) (WITHOUT MASON COUNTY)**

**PDC CASES CLOSED COMPARED TO AC CLAIMS PAID FY 2023**

\*A Circuit Court order prohibits PDC work in Mason County, so all indigent work is performed by Appointed Counsel.

CASE TYPES	PDC	AC	TOTAL	%PDC	%AC	PDC DISBURSEMENTS	AC DISBURSEMENTS	TOTAL	%PDC	%AC
FELONY	432	191	623	69.34%	30.66%	\$1,159,729.31	\$865,042.24	\$2,024,771.55	57.28%	42.72%
MISD.	636	91	727	87.48%	12.52%					
MH	48	21	69	69.57%	30.43%					
JUVENILE	45	64	109	41.28%	58.72%					
PAR./PROB.	41	30	71	57.75%	42.25%					
TERM/ABUSE	102	356	458	22.27%	77.73%					
HABEAS/SC	-	11	11	0.00%	100.00%					
OTHER	57	4	61	93.44%	6.56%					
<b>TOTAL</b>	<b>1,361</b>	<b>768</b>	<b>2,129</b>	<b>63.93%</b>	<b>36.07%</b>	<b>\$852.12</b>	<b>\$1,126.36</b>			

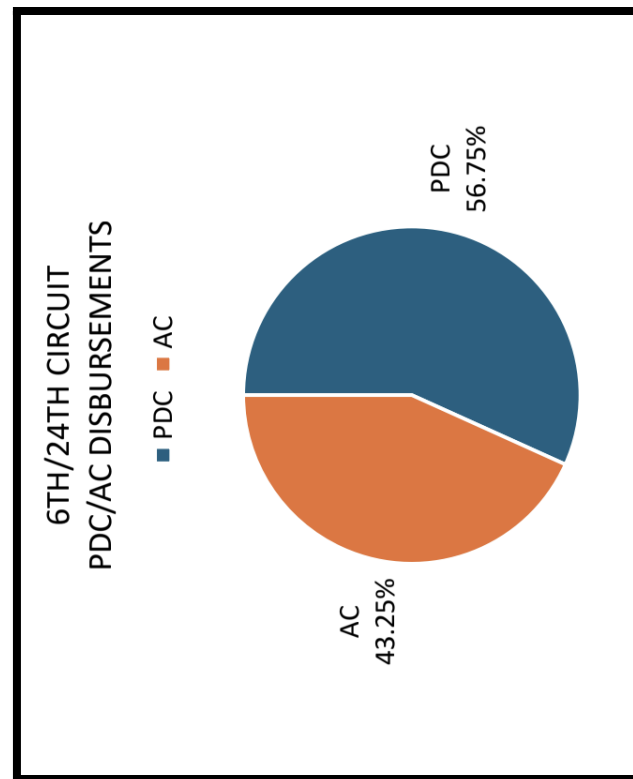
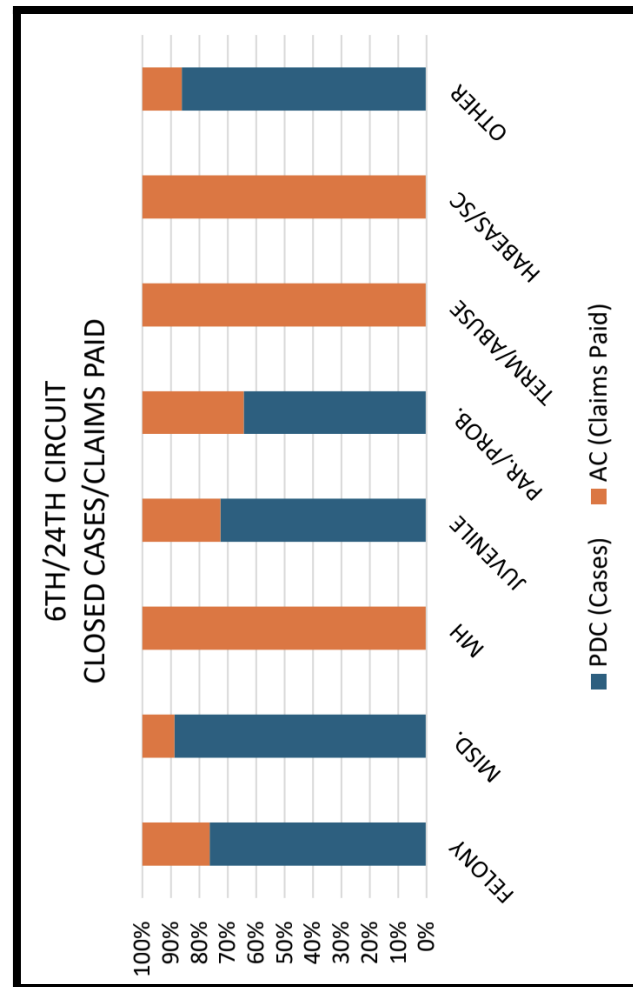


**6TH CIRCUIT and 24TH CIRCUIT (CABELL AND WAYNE COUNTIES)**

**PDC CASES CLOSED COMPARED TO AC CLAIMS PAID FY 2023**

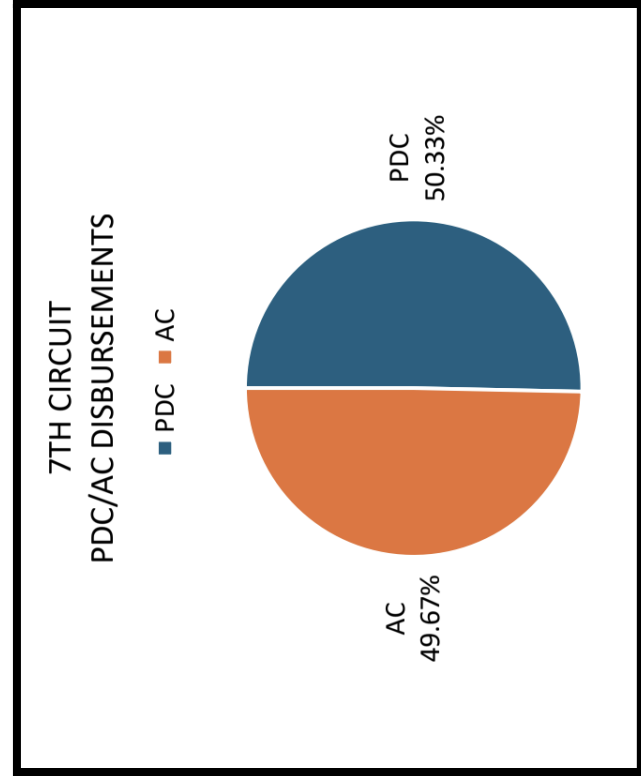
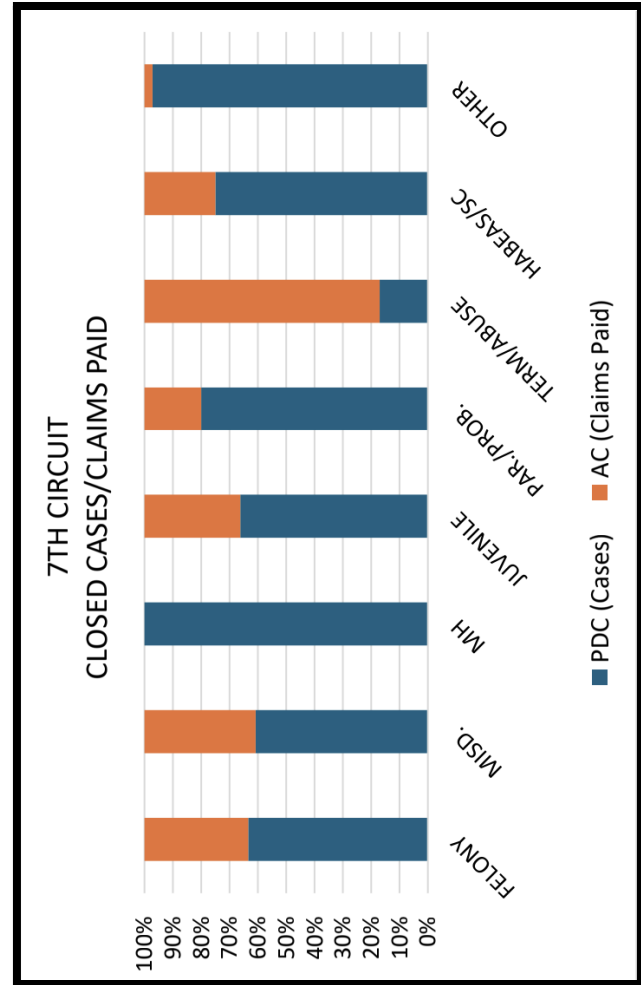
\*The 6th/24th Circuits operate under one Public Defender Corporation, therefore AC figures include both Cabell and Wayne counties.

CASE TYPES	PDC		AC		TOTAL		DISBURSEMENTS		AC		TOTAL		%PDC	%AC
	PDC	AC	%PDC	%AC	PDC	AC	PDC	AC	DISBURSEMENTS	AC	DISBURSEMENTS	AC	%PDC	%AC
FELONY	1,172	365	76.25%	23.75%	\$1,990,904.23	\$1,517,385.93	\$3,508,290.16		56.75%	43.25%			56.75%	43.25%
MISD.	1,449	185	88.68%	11.32%										
MH	1	618	0.16%	99.84%										
JUVENILE	288	109	72.54%	27.46%										
PAR./PROB.	182	101	64.31%	35.69%										
TERM/ABUSE	-	736	0.00%	100.00%										
HABEAS/SC	-	28	0.00%	100.00%										
OTHER	50	8	86.21%	13.79%										
<b>TOTAL</b>	<b>3,142</b>	<b>2,150</b>	<b>59.37%</b>	<b>40.63%</b>	<b>\$633.64</b>	<b>\$705.76</b>								



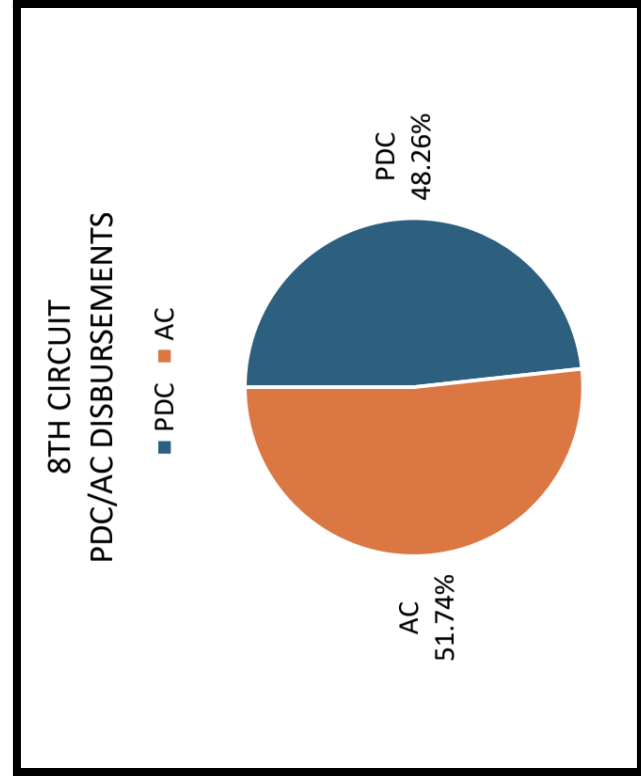
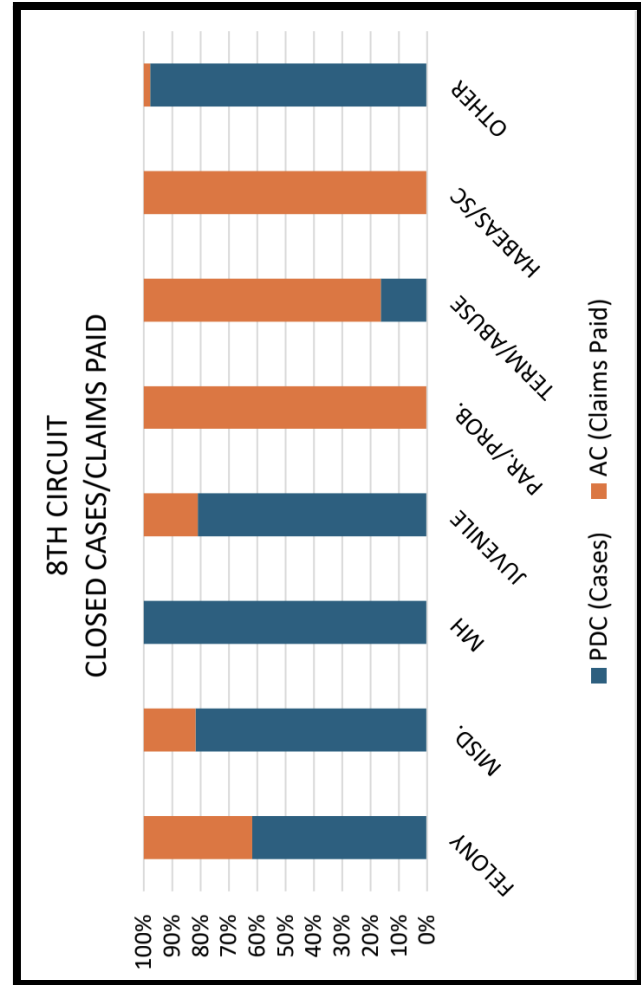
**7TH CIRCUIT (LOGAN COUNTY)  
 PDC CASES CLOSED COMPARED TO AC CLAIMS PAID FY 2023**

CASE TYPES	PDC	AC	TOTAL	%PDC	%AC	PDC DISBURSEMENTS	AC DISBURSEMENTS	TOTAL	%PDC	%AC
FELONY	365	210	575	63.48%	36.52%	\$667,152.85	\$658,496.73	\$1,325,649.58	50.33%	49.67%
MISD.	478	309	787	60.74%	39.26%					
MH	34	-	34	100.00%	0.00%					
JUVENILE	41	21	62	66.13%	33.87%					
PAR./PROB.	40	10	50	80.00%	20.00%					
TERM/ABUSE	34	166	200	17.00%	83.00%					
HABEAS/SC	3	1	4	75.00%	25.00%					
OTHER	136	4	140	97.14%	2.86%					
<b>TOTAL</b>	<b>1,131</b>	<b>721</b>	<b>1,852</b>	<b>61.07%</b>	<b>38.93%</b>	<b>\$589.88</b>	<b>\$913.31</b>			
						<b>AVG. PDC COST PER CASE</b>	<b>AVG. AC COST PER CASE</b>			



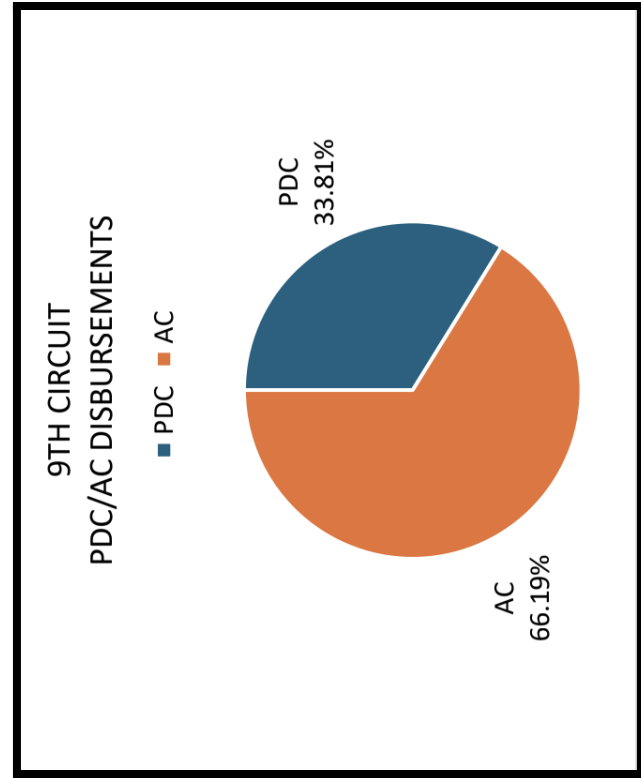
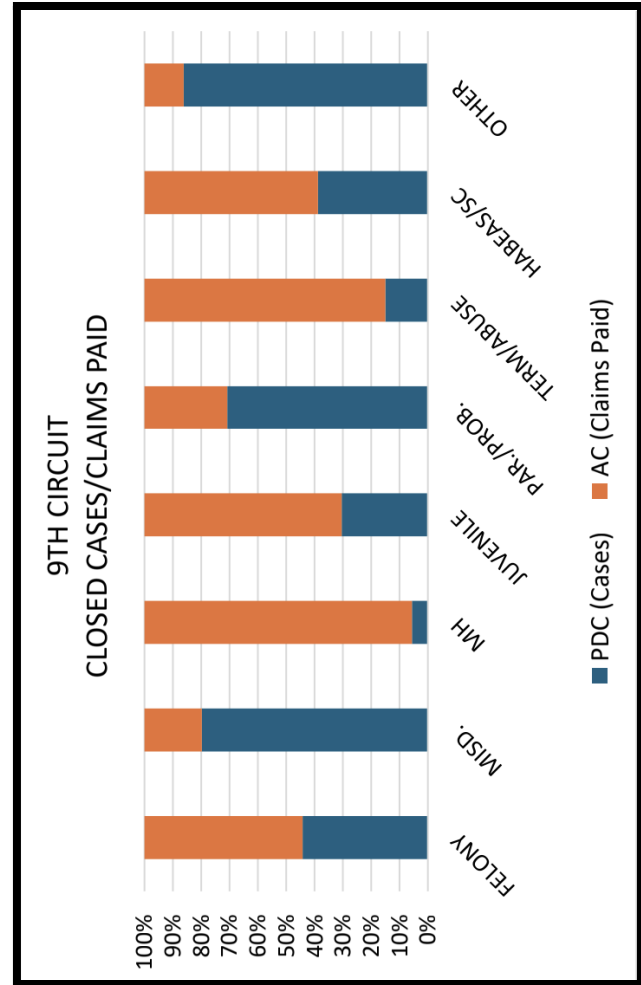
**8TH CIRCUIT (MCDOWELL COUNTY)  
 PDC CASES CLOSED COMPARED TO AC CLAIMS PAID FY 2023**

CASE TYPES	PDC	AC	TOTAL	%PDC	%AC	PDC DISBURSEMENTS	AC DISBURSEMENTS	TOTAL	%PDC	%AC
FELONY	182	113	295	61.69%	38.31%	\$526,366.46	\$564,324.43	\$1,090,690.89	48.26%	51.74%
MISD.	366	82	448	81.67%	18.33%					
MH	51	-	51	100.00%	0.00%					
JUVENILE	17	4	21	80.95%	19.05%					
PAR./PROB.	-	1	1	0.00%	100.00%					
TERM/ABUSE	18	92	110	16.36%	83.64%					
HABEAS/SC	-	21	21	0.00%	100.00%					
OTHER	128	3	131	97.71%	2.29%					
<b>TOTAL</b>	<b>762</b>	<b>316</b>	<b>1,078</b>	<b>70.69%</b>	<b>29.31%</b>	<b>\$690.77</b>	<b>\$1,785.84</b>			



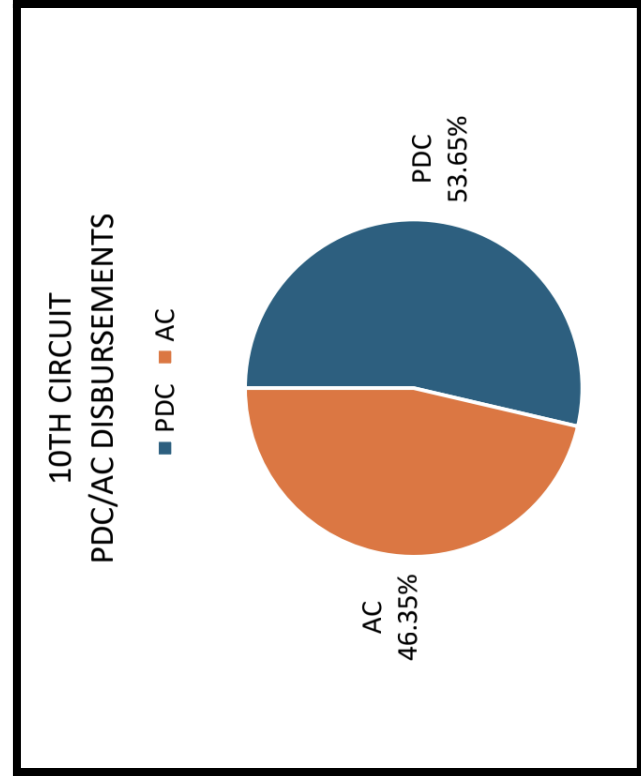
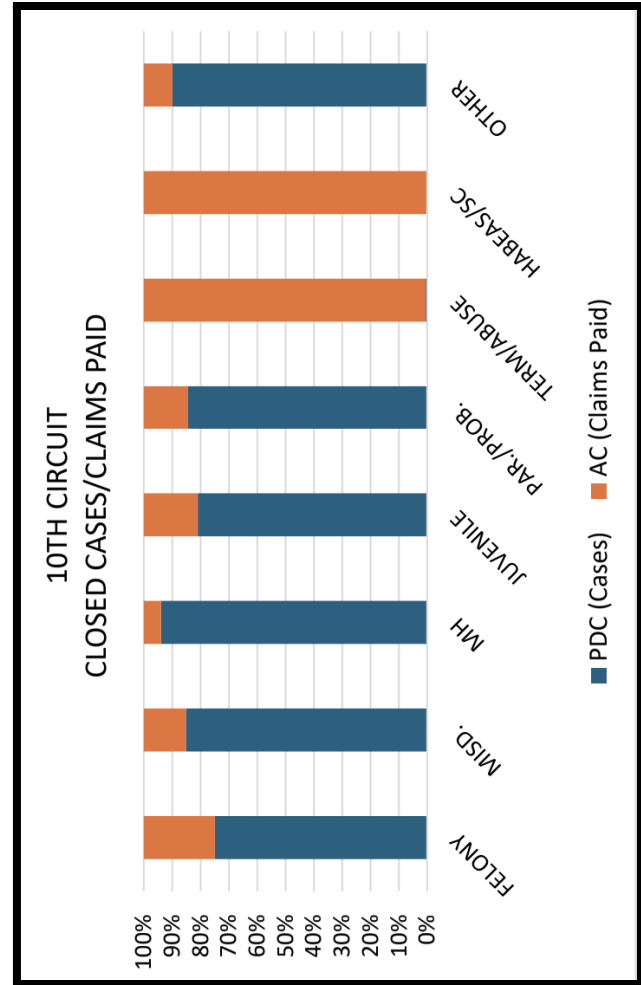
**9TH CIRCUIT (MERCER COUNTY)  
 PDC CASES CLOSED COMPARED TO AC CLAIMS PAID FY 2023**

CASE TYPES	PDC	AC	TOTAL	%PDC	%AC	PDC DISBURSEMENTS	AC DISBURSEMENTS	TOTAL	%PDC	%AC
FELONY	308	390	698	44.13%	55.87%	\$1,058,447.00	\$2,071,844.79	\$3,130,291.79	33.81%	66.19%
MISD.	839	212	1,051	79.83%	20.17%					
MH	11	182	193	5.70%	94.30%					
JUVENILE	90	206	296	30.41%	69.59%					
PAR./PROB.	75	31	106	70.75%	29.25%					
TERM/ABUSE	82	465	547	14.99%	85.01%					
HABEAS/SC	7	11	18	38.89%	61.11%					
OTHER	207	33	240	86.25%	13.75%					
<b>TOTAL</b>	<b>1,619</b>	<b>1,530</b>	<b>3,149</b>	<b>51.41%</b>	<b>48.59%</b>	<b>\$653.77</b>	<b>\$1,354.15</b>			
						<b>AVG. PDC COST PER CASE</b>	<b>AVG. AC COST PER CASE</b>			



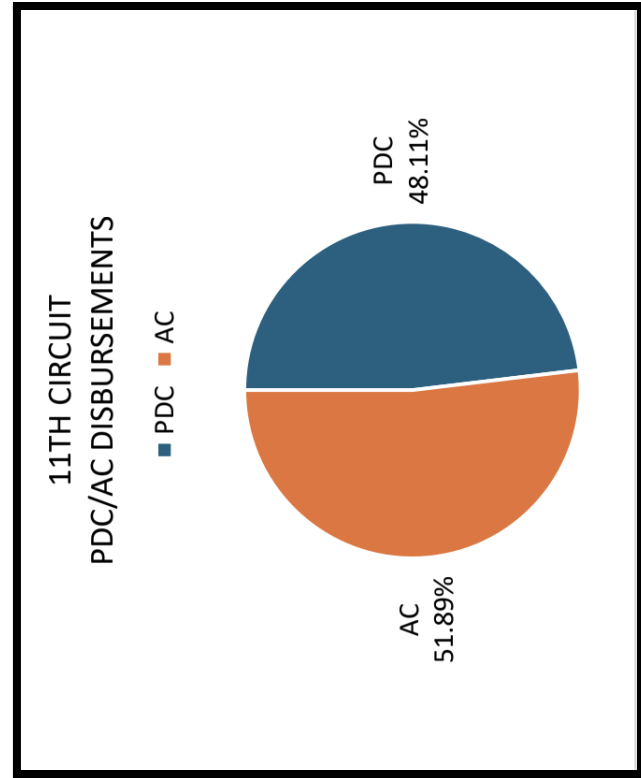
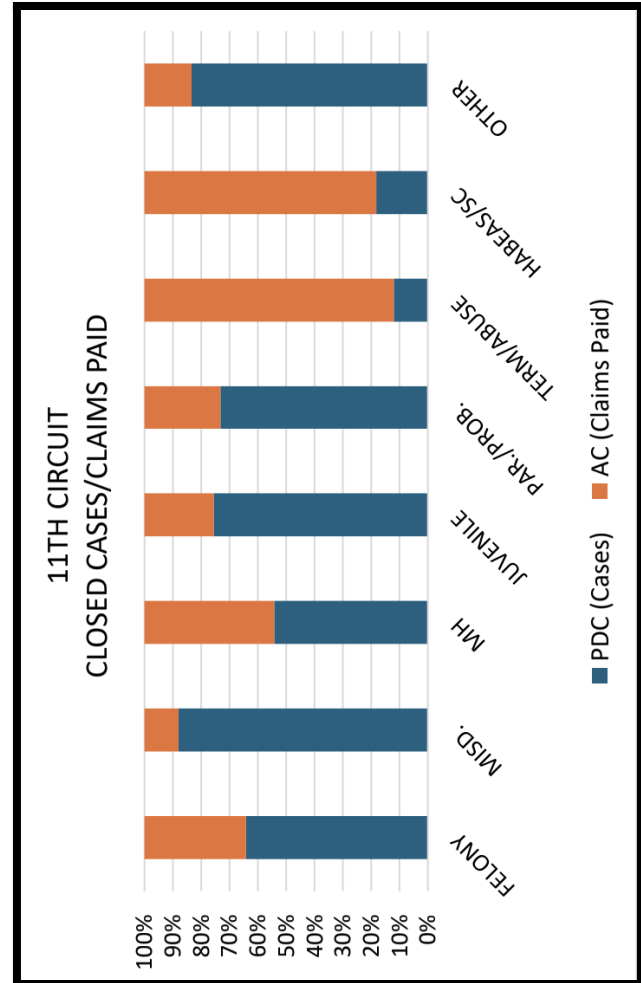
**10TH CIRCUIT (RALEIGH COUNTY)  
 PDC CASES CLOSED COMPARED TO AC CLAIMS PAID FY 2023**

CASE TYPES	PDC	AC	TOTAL	%PDC	%AC	PDC DISBURSEMENTS	AC DISBURSEMENTS	TOTAL	%PDC	%AC
FELONY	789	264	1,053	74.93%	25.07%	\$1,416,185.30	\$1,223,712.04	\$2,639,897.34	53.65%	46.35%
MISD.	1,047	184	1,231	85.05%	14.95%					
MH	122	8	130	93.85%	6.15%					
JUVENILE	110	26	136	80.88%	19.12%					
PAR./PROB.	153	28	181	84.53%	15.47%					
TERM/ABUSE	2	319	321	0.62%	99.38%					
HABEAS/SC	-	12	12	0.00%	100.00%					
OTHER	63	7	70	90.00%	10.00%					
<b>TOTAL</b>	<b>2,286</b>	<b>848</b>	<b>3,134</b>	<b>72.94%</b>	<b>27.06%</b>	<b>\$619.50</b>	<b>\$1,443.06</b>			
						<b>AVG. PDC COST PER CASE</b>	<b>AVG. AC COST PER CASE</b>			



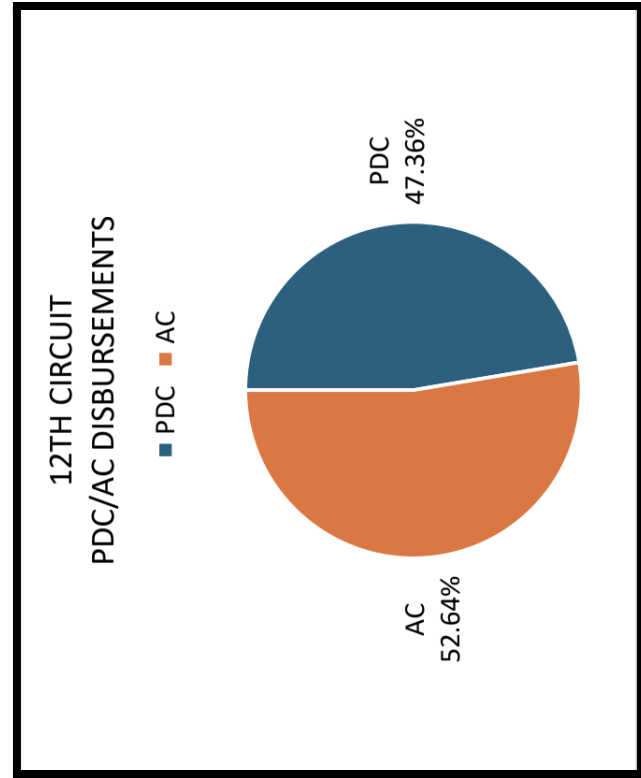
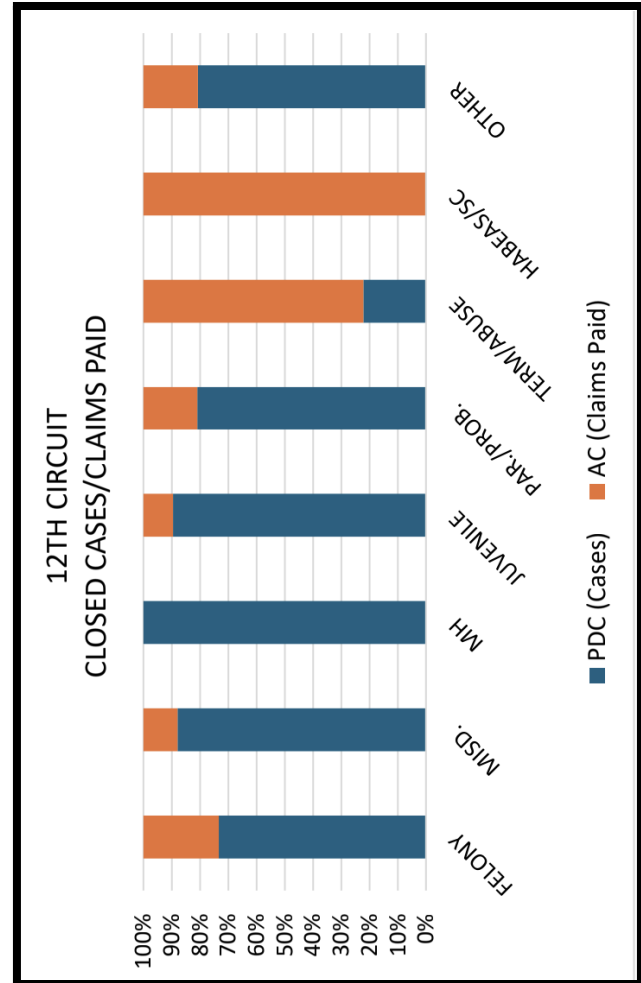
**11TH CIRCUIT (GREENBRIER & POCAHONTAS COUNTIES)  
 PDC CASES CLOSED COMPARED TO AC CLAIMS PAID FY 2023**

CASE TYPES	PDC	AC	TOTAL	%PDC	%AC	PDC DISBURSEMENTS	AC DISBURSEMENTS	TOTAL	%PDC	%AC
FELONY	241	134	375	64.27%	35.73%	\$678,625.54	\$731,989.05	\$1,410,614.59	48.11%	51.89%
MISD.	515	70	585	88.03%	11.97%					
MH	13	11	24	54.17%	45.83%					
JUVENILE	28	9	37	75.68%	24.32%					
PAR./PROB.	30	11	41	73.17%	26.83%					
TERM/ABUSE	22	161	183	12.02%	87.98%					
HABEAS/SC	2	9	11	18.18%	81.82%					
OTHER	30	6	36	83.33%	16.67%					
<b>TOTAL</b>	<b>881</b>	<b>411</b>	<b>1,292</b>	<b>68.19%</b>	<b>31.81%</b>	<b>\$770.29</b>	<b>\$1,781.00</b>			
				<b>AVG. PDC COST PER CASE</b>	<b>AVG. AC COST PER CASE</b>					



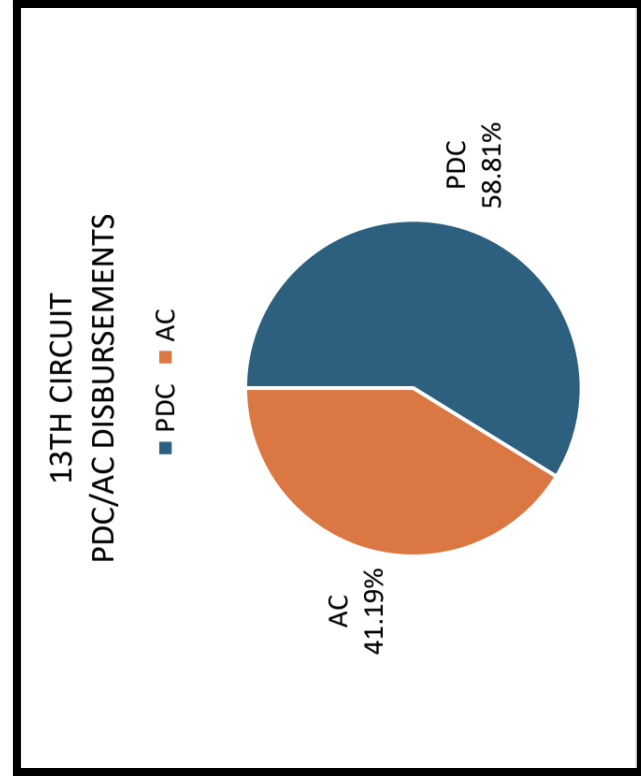
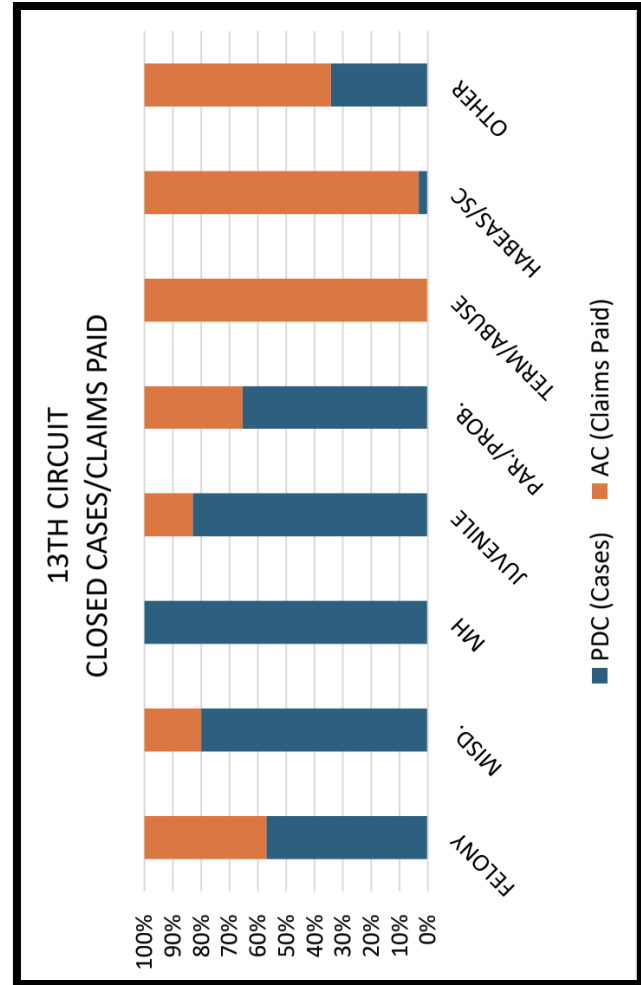
**12TH CIRCUIT (FAYETTE COUNTY)  
 PDC CASES CLOSED COMPARED TO AC CLAIMS PAID FY 2023**

CASE TYPES	PDC	AC	TOTAL	%PDC	%AC	PDC DISBURSEMENTS	AC DISBURSEMENTS	TOTAL	%PDC	%AC
FELONY	284	103	387	73.39%	26.61%	\$634,129.15	\$704,809.16	<b>\$1,338,938.31</b>	47.36%	52.64%
MISD.	319	44	363	87.88%	12.12%					
MH	55	-	55	100.00%	0.00%					
JUVENILE	17	2	19	89.47%	10.53%					
PAR./PROB.	17	4	21	80.95%	19.05%					
TERM/ABUSE	57	200	257	22.18%	77.82%					
HABEAS/SC	-	10	10	0.00%	100.00%					
OTHER	21	5	26	80.77%	19.23%					
<b>TOTAL</b>	<b>770</b>	<b>368</b>	<b>1,138</b>	<b>67.66%</b>	<b>32.34%</b>	<b>\$823.54</b>	<b>\$1,915.24</b>			
						<b>AVG. PDC COST PER CASE</b>	<b>AVG. AC COST PER CASE</b>			



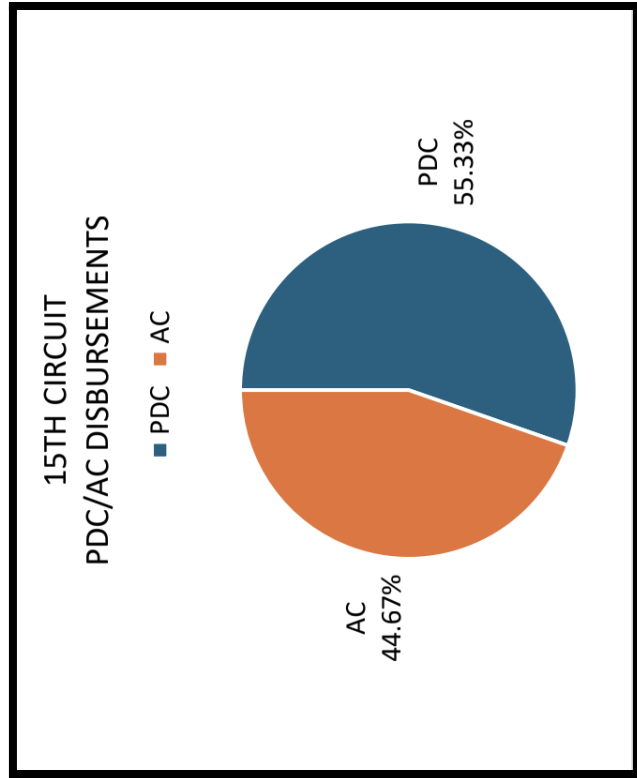
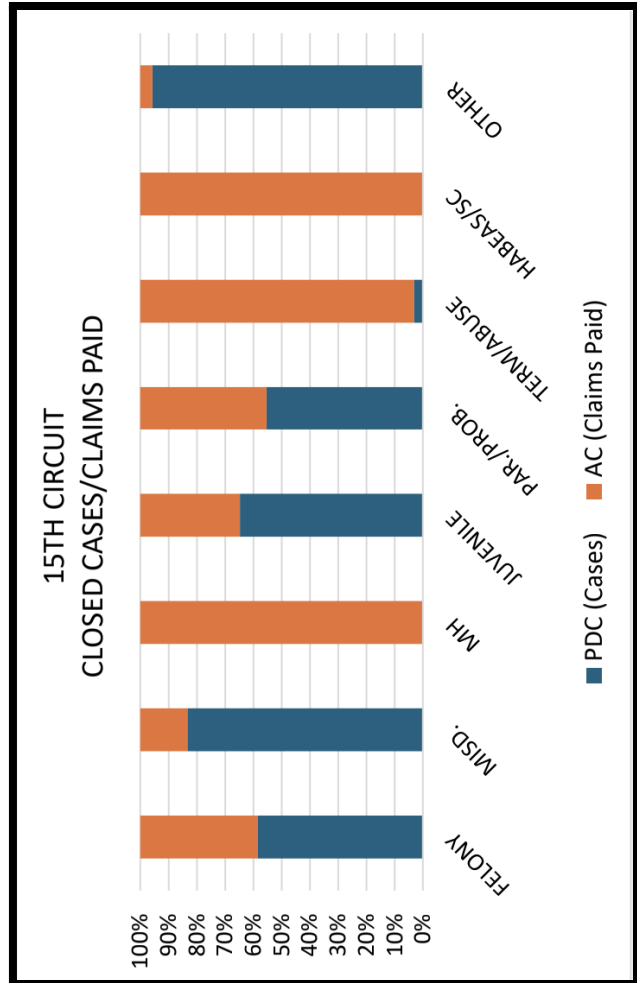
**13TH CIRCUIT (KANAWHA COUNTY)  
 PDC CASES CLOSED COMPARED TO AC CLAIMS PAID FY 2023**

CASE TYPES	PDC	AC	TOTAL	%PDC	%AC	PDC DISBURSEMENTS	AC DISBURSEMENTS	TOTAL	%PDC	%AC
FELONY	912	688	1,600	57.00%	43.00%	\$3,501,502.99	\$2,452,340.77	\$5,953,843.76	58.81%	41.19%
MISD.	2,573	647	3,220	79.91%	20.09%					
MH	190	-	190	100.00%	0.00%					
JUVENILE	601	123	724	83.01%	16.99%					
PAR./PROB.	98	52	150	65.33%	34.67%					
TERM/ABUSE	-	1,064	1,064	0.00%	100.00%					
HABEAS/SC	3	88	91	3.30%	96.70%					
OTHER	249	481	730	34.11%	65.89%					
<b>TOTAL</b>	<b>4,626</b>	<b>3,143</b>	<b>7,769</b>	<b>59.54%</b>	<b>40.46%</b>	<b>\$756.92</b>	<b>\$780.25</b>			



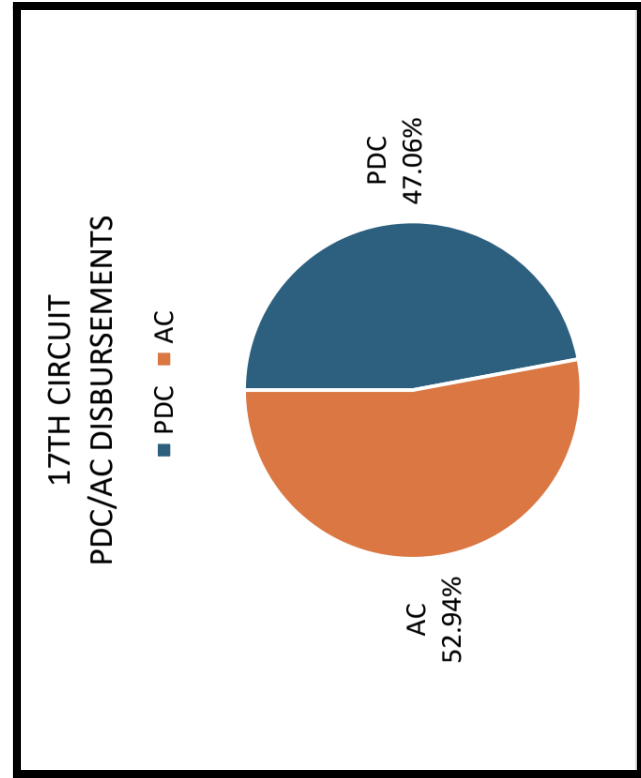
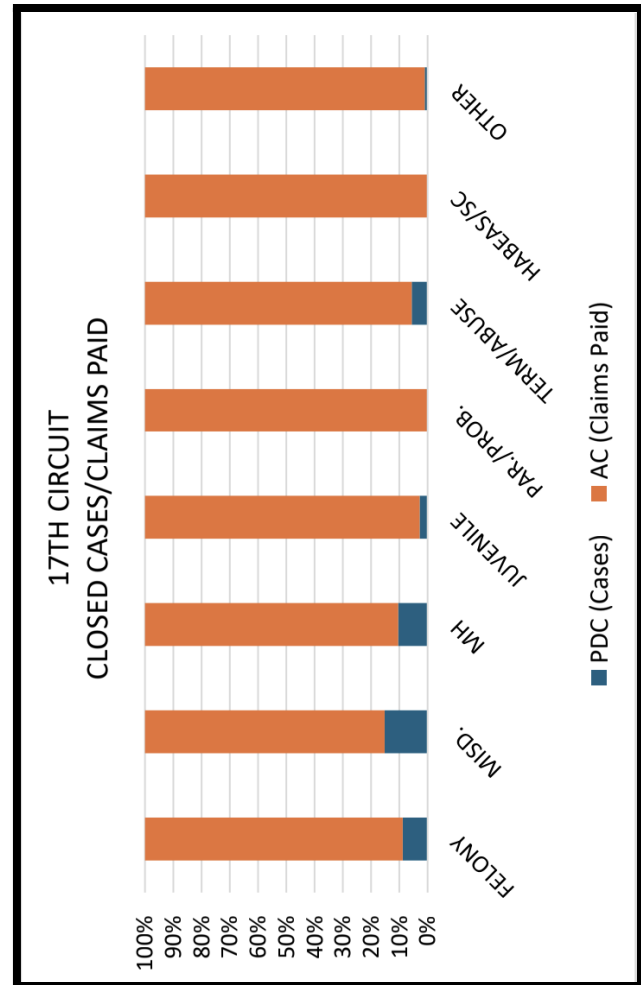
**15TH CIRCUIT (HARRISON COUNTY)  
 PDC CASES CLOSED COMPARED TO AC CLAIMS PAID FY 2023**

CASE TYPES	PDC	AC	TOTAL	%PDC	%AC	PDC DISBURSEMENTS	AC DISBURSEMENTS	TOTAL	%PDC	%AC
FELONY	272	192	464	58.62%	41.38%	\$1,146,973.69	\$925,834.11	\$2,072,807.80	55.33%	44.67%
MISD.	690	139	829	83.23%	16.77%					
MH	-	95	95	0.00%	100.00%					
JUVENILE	57	31	88	64.77%	35.23%					
PAR./PROB.	26	21	47	55.32%	44.68%					
TERM/ABUSE	13	388	401	3.24%	96.76%					
HABEAS/SC	-	25	25	0.00%	100.00%					
OTHER	45	2	47	95.74%	4.26%					
<b>TOTAL</b>	<b>1,103</b>	<b>893</b>	<b>1,996</b>	<b>55.26%</b>	<b>44.74%</b>					
						<b>\$1,039.87</b>	<b>\$1,036.77</b>			
						<b>AVG. PDC COST PER CASE</b>	<b>AVG. AC COST PER CASE</b>			



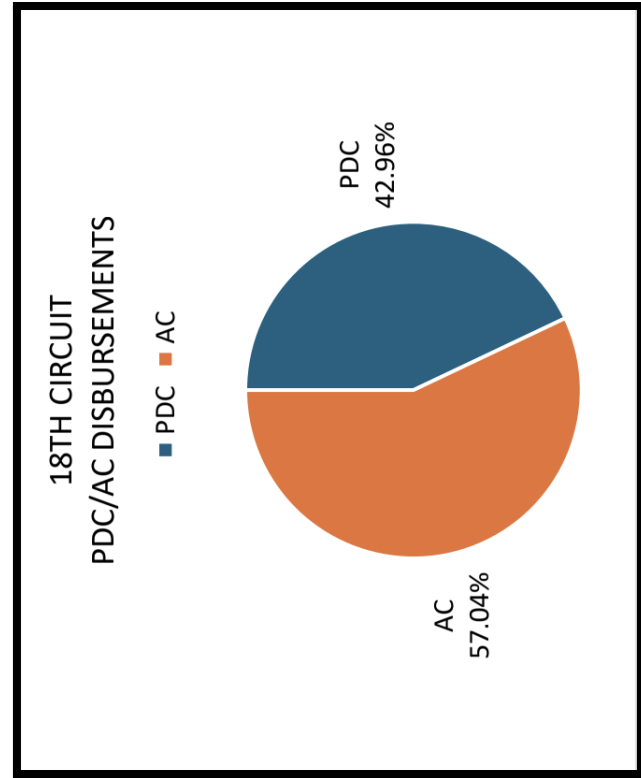
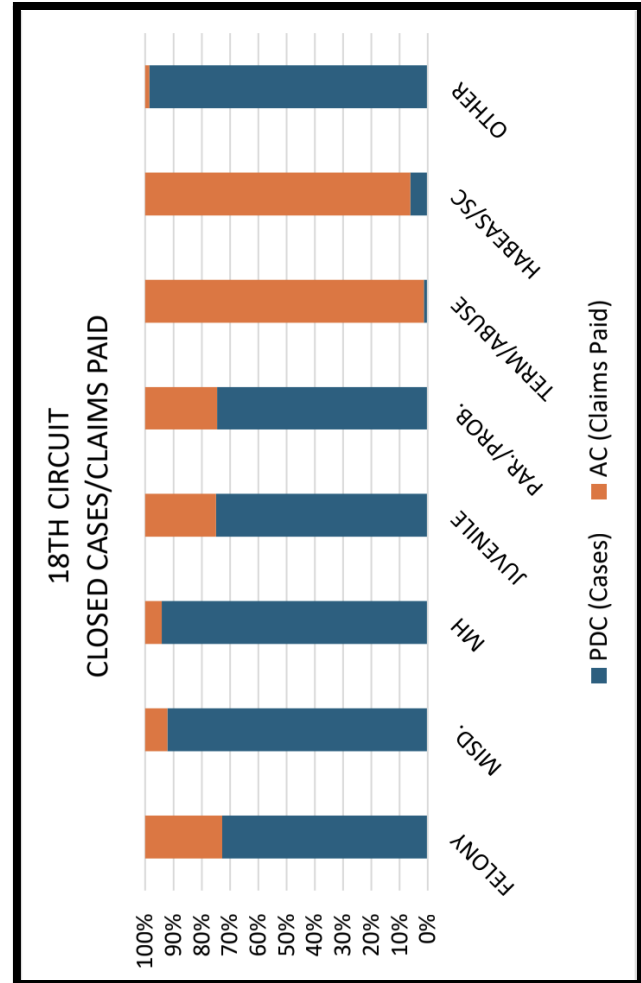
**17TH CIRCUIT (MONONGALIA COUNTY)  
PDC CASES CLOSED COMPARED TO AC CLAIMS PAID FY 2023**

CASE TYPES	PDC	AC	TOTAL	%PDC	%AC	PDC DISBURSEMENTS	AC DISBURSEMENTS	TOTAL	%PDC	%AC
FELONY	45	469	514	8.75%	91.25%	\$1,418,027.69	\$1,595,432.23	\$3,013,459.92	47.06%	52.94%
MISD.	92	514	606	15.18%	84.82%					
MH	14	120	134	10.45%	89.55%					
JUVENILE	1	35	36	2.78%	97.22%					
PAR./PROB.	-	133	133	0.00%	100.00%					
TERM/ABUSE	16	274	290	5.52%	94.48%					
HABEAS/SC	-	7	7	0.00%	100.00%					
OTHER	1	91	92	1.09%	98.91%					
<b>TOTAL</b>	<b>169</b>	<b>1,643</b>	<b>1,812</b>	<b>9.33%</b>	<b>90.67%</b>	<b>\$9,390.70</b>	<b>\$971.05</b>			
						<b>AVG. PDC COST PER CASE</b>	<b>AVG. AC COST PER CASE</b>			



**18TH CIRCUIT (PRESTON COUNTY)  
 PDC CASES CLOSED COMPARED TO AC CLAIMS PAID FY 2023**

CASE TYPES	PDC	AC	TOTAL	%PDC	%AC	PDC DISBURSEMENTS	AC DISBURSEMENTS	TOTAL	%PDC	%AC
FELONY	174	65	239	72.80%	27.20%	\$458,251.46	\$608,555.66	\$1,066,807.12	42.96%	57.04%
MISD.	340	29	369	92.14%	7.86%					
MH	16	1	17	94.12%	5.88%					
JUVENILE	6	2	8	75.00%	25.00%					
PAR./PROB.	44	15	59	74.58%	25.42%					
TERM/ABUSE	3	214	217	1.38%	98.62%					
HABEAS/SC	1	15	16	6.25%	93.75%					
OTHER	126	2	128	98.44%	1.56%					
<b>TOTAL</b>	<b>710</b>	<b>343</b>	<b>1,053</b>	<b>67.43%</b>	<b>32.57%</b>	<b>\$645.42</b>	<b>\$1,774.21</b>			
				<b>AVG. PDC COST PER CASE</b>	<b>AVG. AC COST PER CASE</b>					

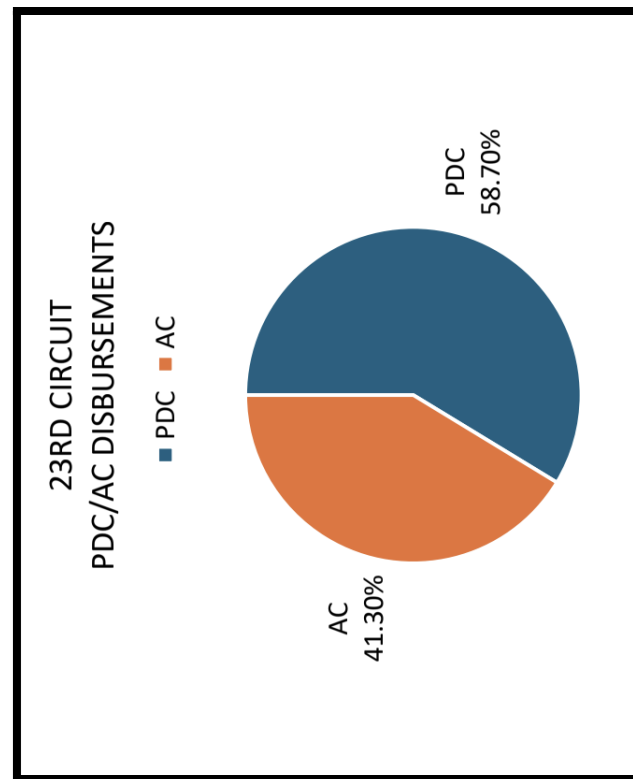
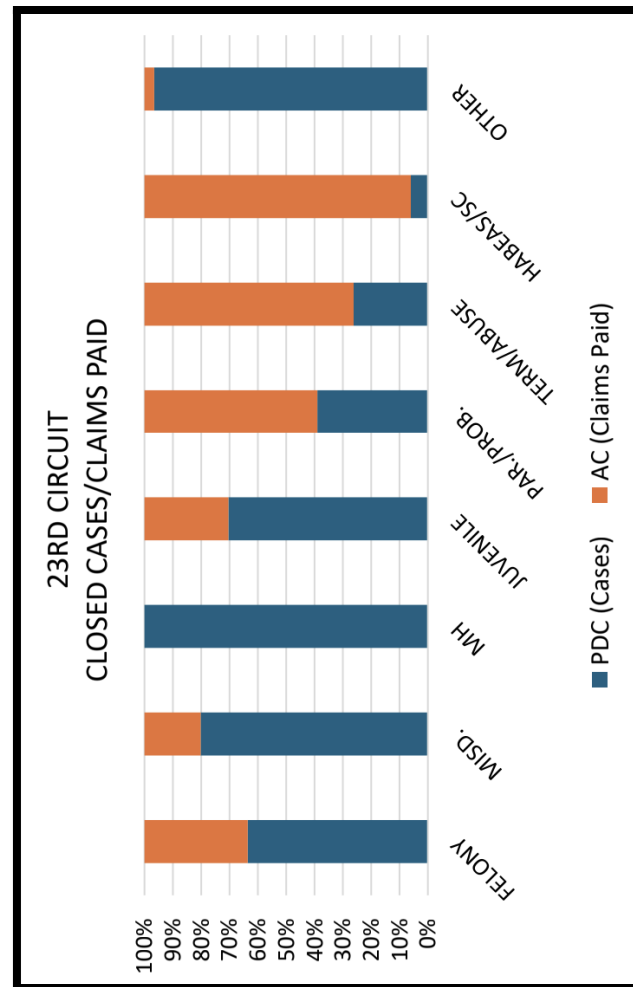


**23RD CIRCUIT (BERKELEY, JEFFERSON & MORGAN COUNTIES)  
 PDC CASES CLOSED COMPARED TO AC CLAIMS PAID FY 2023**

CASE TYPES	PDC	AC	TOTAL	%PDC	%AC	PDC DISBURSEMENTS	AC DISBURSEMENTS	TOTAL	%PDC	%AC
FELONY	992	566	1,558	63.67%	36.33%	\$2,891,884.53	\$2,035,000.20	\$4,926,884.73	58.70%	41.30%
MISD.	1,897	466	2,363	80.28%	19.72%					
MH	189	-	189	100.00%	0.00%					
JUVENILE	193	81	274	70.44%	29.56%					
PAR./PROB.	66	103	169	39.05%	60.95%					
TERM/ABUSE	199	560	759	26.22%	73.78%					
HABEAS/SC	2	31	33	6.06%	93.94%					
OTHER	344	12	356	96.63%	3.37%					
<b>TOTAL</b>	<b>3,882</b>	<b>1,819</b>	<b>5,701</b>	<b>68.09%</b>	<b>31.91%</b>					

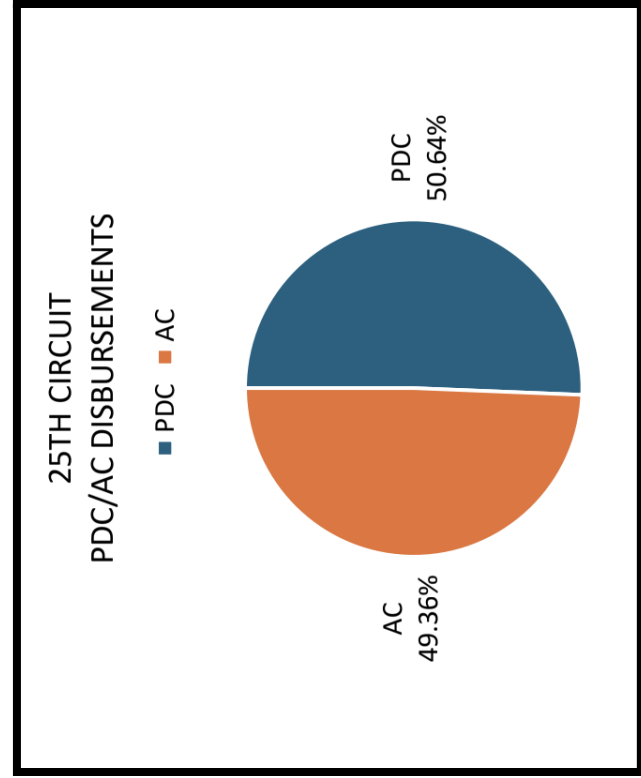
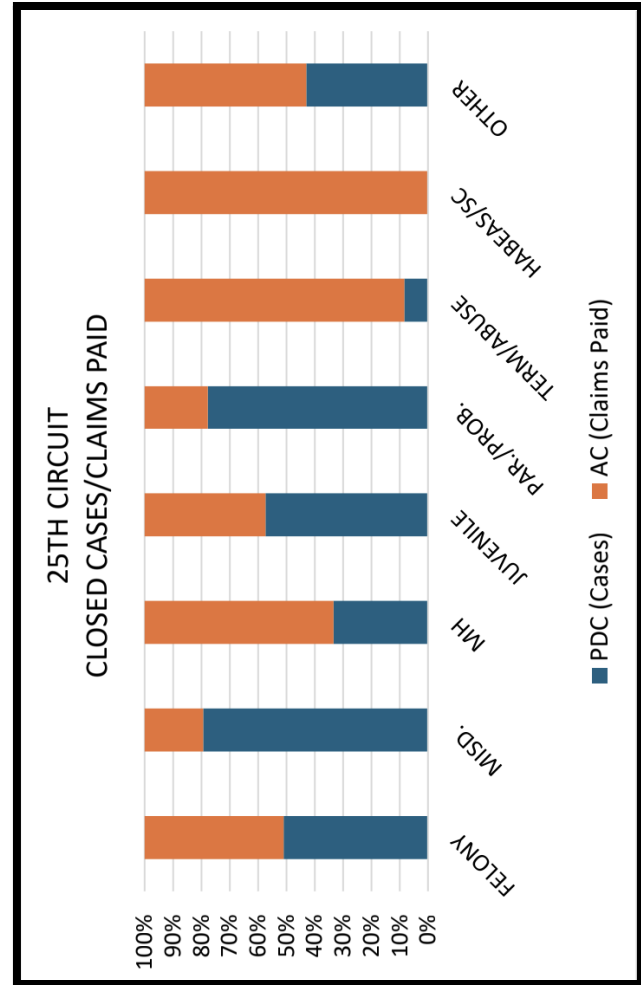
  

	PDC	AC	PER CASE
<b>AVG. PDC COST</b>	<b>\$744.95</b>		
<b>AVG. AC COST</b>		<b>\$1,118.75</b>	



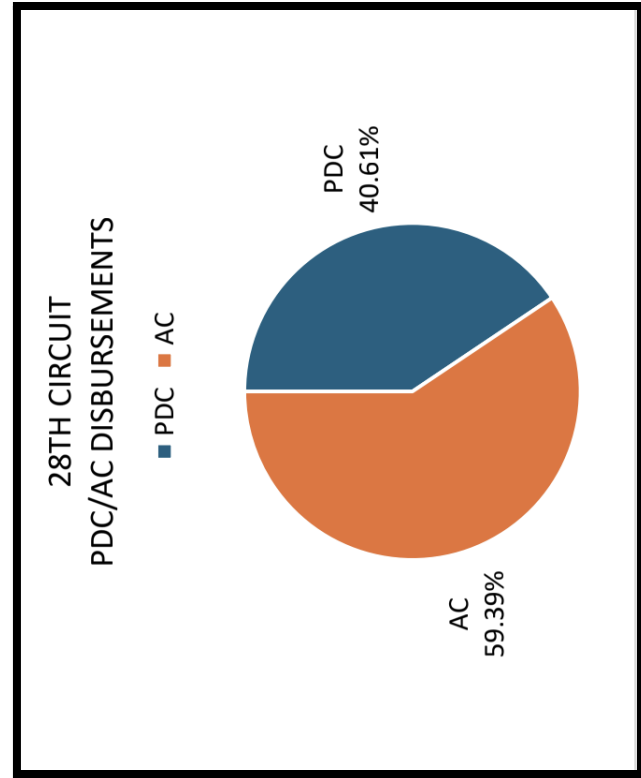
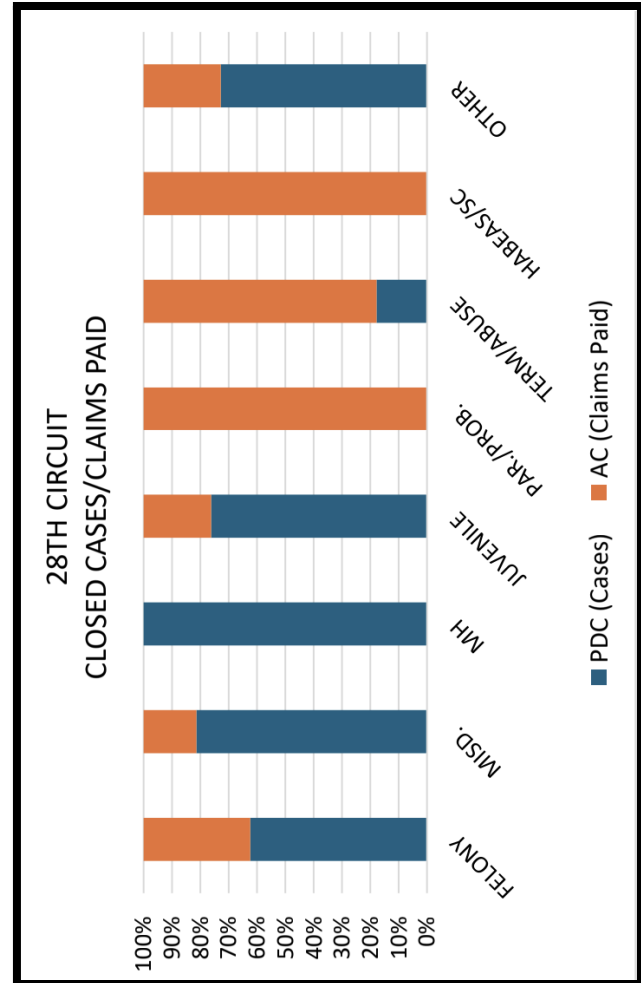
**25TH CIRCUIT (BOONE AND LINCOLN COUNTIES)  
 PDC CASES CLOSED COMPARED TO AC CLAIMS PAID FY 2023**

CASE TYPES	PDC	AC	TOTAL	%PDC	%AC	PDC DISBURSEMENTS	AC DISBURSEMENTS	TOTAL	%PDC	%AC
FELONY	150	145	295	50.85%	49.15%	\$863,965.61	\$842,226.65	\$1,706,192.26	50.64%	49.36%
MISD.	428	112	540	79.26%	20.74%					
MH	7	14	21	33.33%	66.67%					
JUVENILE	58	43	101	57.43%	42.57%					
PAR./PROB.	42	12	54	77.78%	22.22%					
TERM/ABUSE	31	341	372	8.33%	91.67%					
HABEAS/SC	-	2	2	0.00%	100.00%					
OTHER	6	8	14	42.86%	57.14%					
<b>TOTAL</b>	<b>722</b>	<b>677</b>	<b>1,399</b>	<b>51.68%</b>	<b>48.32%</b>	<b>\$1,196.63</b>	<b>\$1,244.06</b>			



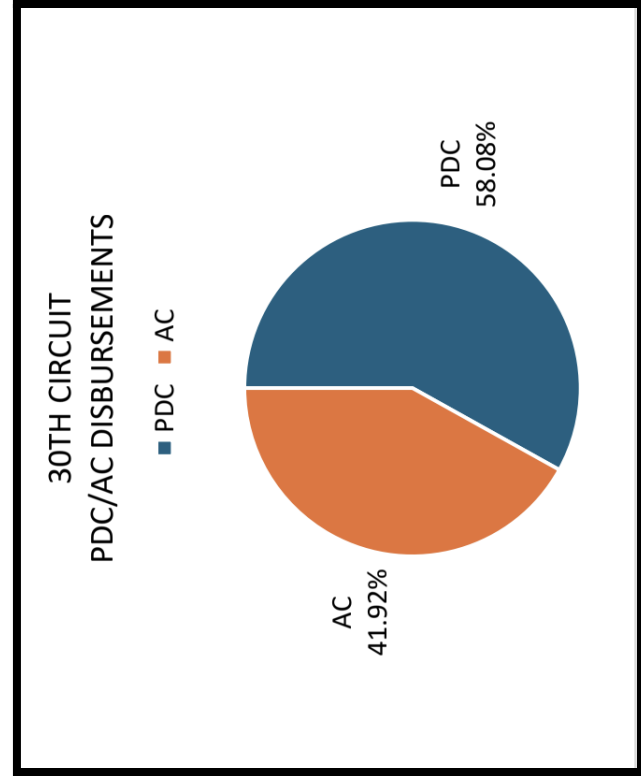
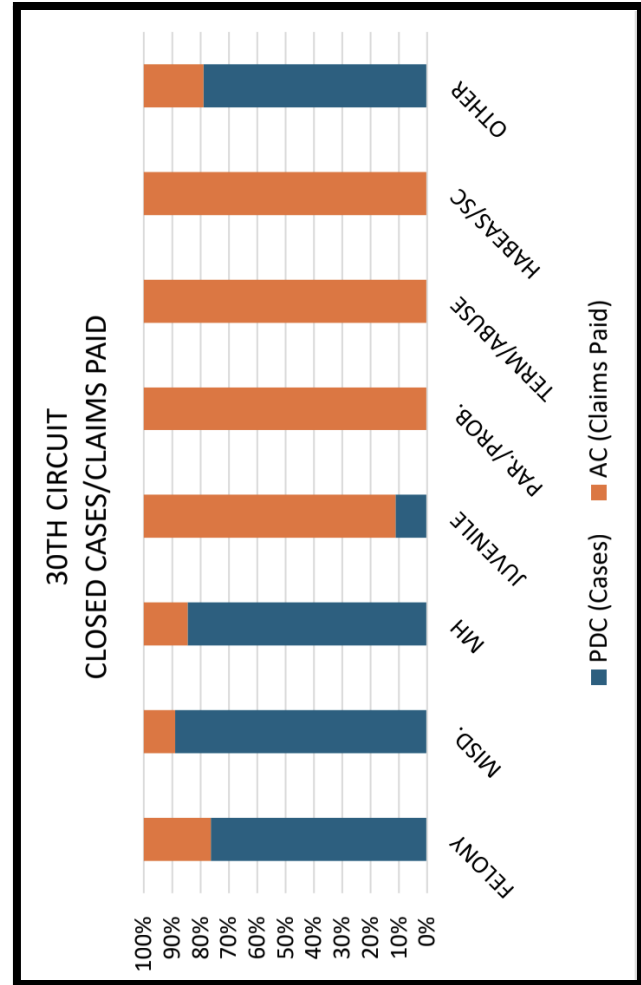
**28TH CIRCUIT (NICHOLAS COUNTY)  
PDC CASES CLOSED COMPARED TO AC CLAIMS PAID FY 2023**

CASE TYPES	PDC	AC	TOTAL	%PDC	%AC	PDC DISBURSEMENTS	AC DISBURSEMENTS	TOTAL	%PDC	%AC
FELONY	151	91	242	62.40%	37.60%	\$379,078.77	\$554,306.44	\$933,385.21	40.61%	59.39%
MISD.	231	53	284	81.34%	18.66%					
MH	15	-	15	100.00%	0.00%					
JUVENILE	32	10	42	76.19%	23.81%					
PAR./PROB.	-	5	5	0.00%	100.00%					
TERM/ABUSE	37	171	208	17.79%	82.21%					
HABEAS/SC	-	8	8	0.00%	100.00%					
OTHER	8	3	11	72.73%	27.27%					
<b>TOTAL</b>	<b>474</b>	<b>341</b>	<b>815</b>	<b>58.16%</b>	<b>41.84%</b>	<b>\$799.74</b>	<b>\$1,625.53</b>			
						<b>PER CASE</b>	<b>PER CASE</b>			
						<b>AVG. PDC COST</b>	<b>AVG. AC COST</b>			



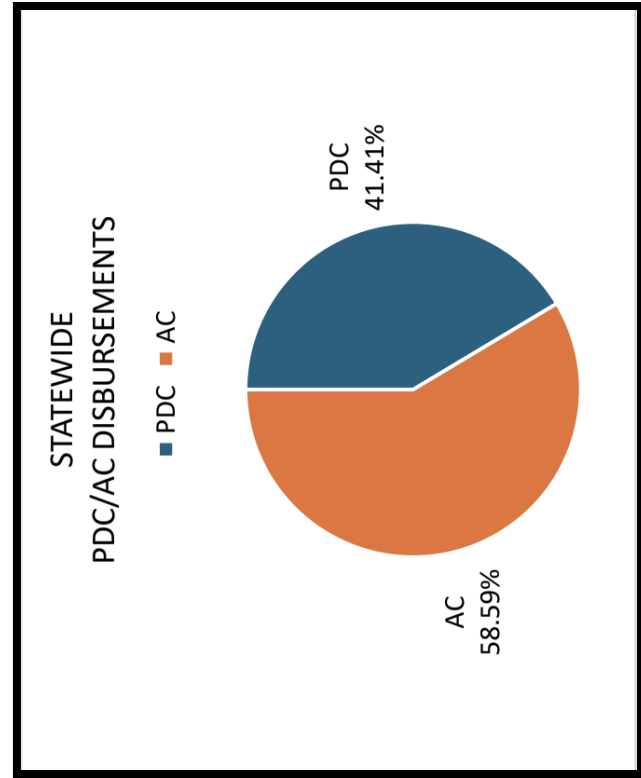
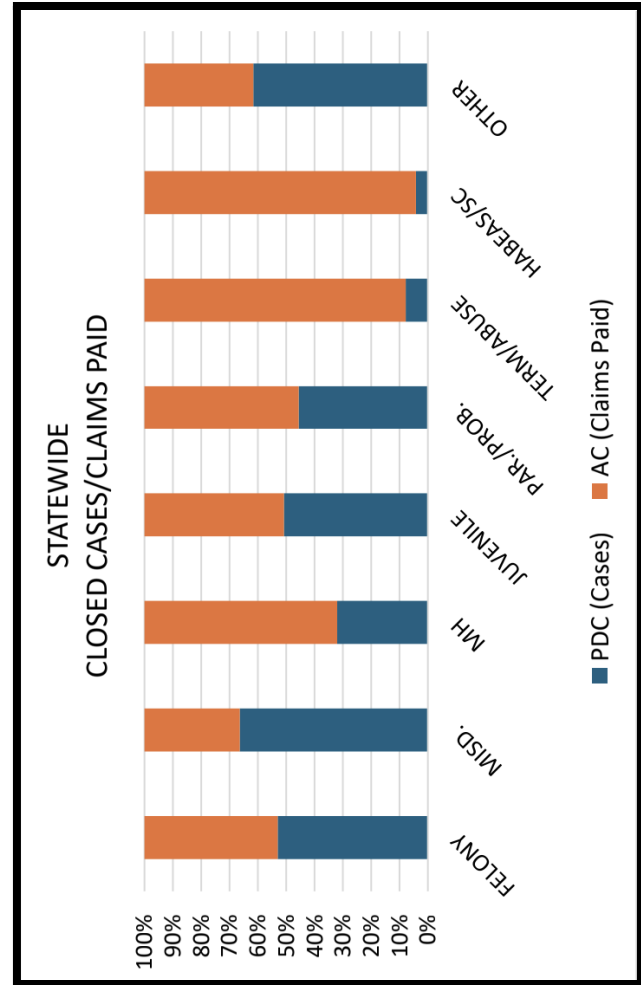
**30TH CIRCUIT (MINGO COUNTY)  
 PDC CASES CLOSED COMPARED TO AC CLAIMS PAID FY 2023**

CASE TYPES	PDC	AC	TOTAL	%PDC	%AC	PDC DISBURSEMENTS	AC DISBURSEMENTS	TOTAL	%PDC	%AC
FELONY	385	119	504	76.39%	23.61%	\$623,140.54	\$449,838.72	\$1,072,979.26	58.08%	41.92%
MISD.	251	31	282	89.01%	10.99%					
MH	11	2	13	84.62%	15.38%					
JUVENILE	1	8	9	11.11%	88.89%					
PAR./PROB.	-	7	7	0.00%	100.00%					
TERM/ABUSE	-	114	114	0.00%	100.00%					
HABEAS/SC	-	1	1	0.00%	100.00%					
OTHER	15	4	19	78.95%	21.05%					
<b>TOTAL</b>	<b>663</b>	<b>286</b>	<b>949</b>	<b>69.86%</b>	<b>30.14%</b>	<b>\$939.88</b>	<b>\$1,572.86</b>			



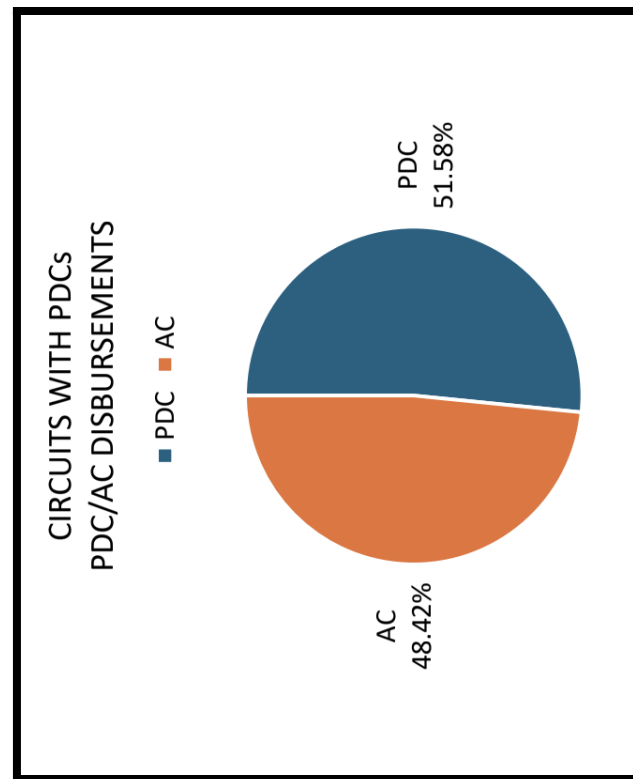
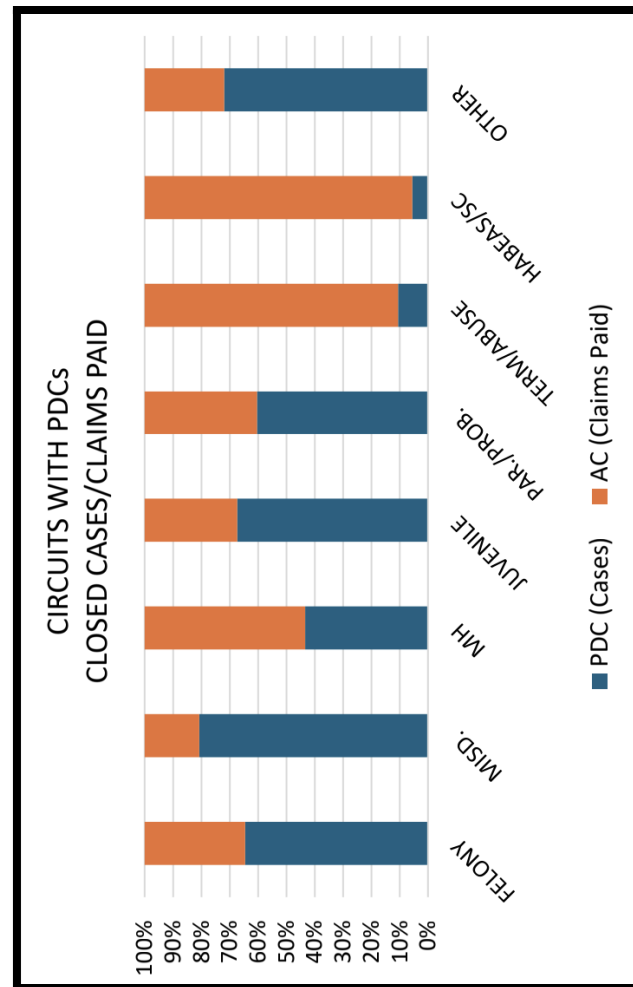
**STATISTICS FOR BOTH PDC AND APPOINTED COUNSEL STATEWIDE  
 PDC CASES CLOSED COMPARED TO ALL AC CLAIMS PAID FY 2023**

CASE TYPES	PDC	AC	TOTAL	%PDC	%AC	PDC DISBURSEMENTS	AC DISBURSEMENTS	TOTAL	%PDC	%AC
FELONY	8,419	7,455	15,874	53.04%	46.96%	\$22,805,527.65	\$32,265,755.21	\$55,071,282.86	41.41%	58.59%
MISD.	15,047	7,644	22,691	66.31%	33.69%					
MH	1,029	2,177	3,206	32.10%	67.90%					
JUVENILE	1,769	1,714	3,483	50.79%	49.21%					
PAR./PROB.	948	1,133	2,081	45.56%	54.44%					
TERM/ABUSE	837	9,943	10,780	7.76%	92.24%					
HABEAS/SC	19	434	453	4.19%	95.81%					
OTHER	1,771	1,101	2,872	61.66%	38.34%					
<b>TOTAL</b>	<b>29,839</b>	<b>31,601</b>	<b>61,440</b>	<b>48.57%</b>	<b>51.43%</b>	<b>\$764.29</b>	<b>\$1,021.04</b>			
				<b>AVG. PDC COST PER CASE</b>		<b>AVG. AC COST PER CASE</b>				



**ALL PUBLIC DEFENDER CORPORATIONS CIRCUITS (19 CIRCUITS, 30 COUNTIES) (Excludes Mason County)  
 PDC CASES CLOSED COMPARED TO AC CLAIMS (WITHIN PDC CIRCUITS) PAID FY 2023**

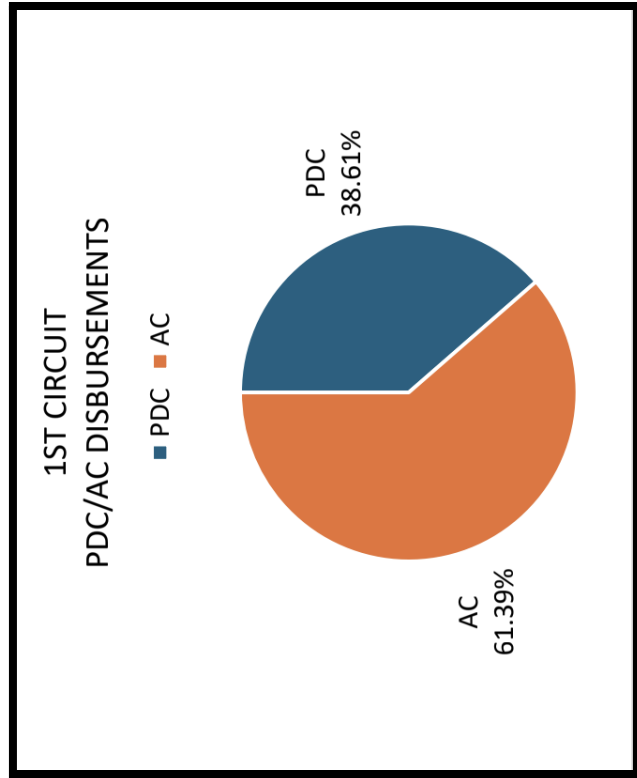
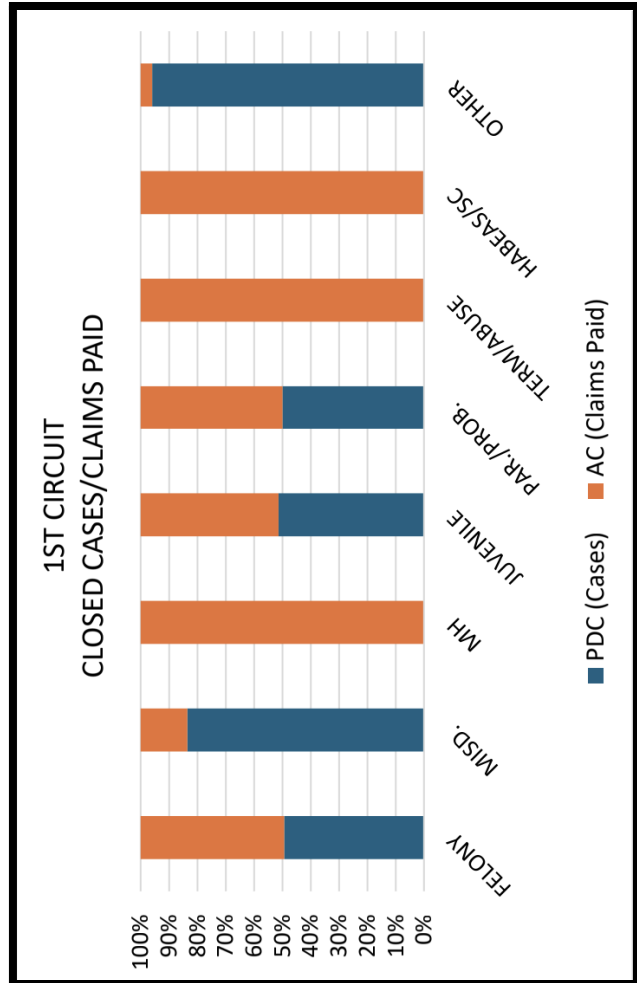
CASE TYPES	PDC	AC	TOTAL	%PDC	%AC	PDC DISBURSEMENTS	AC DISBURSEMENTS	TOTAL	%PDC	%AC
FELONY	8,419	4,619	13,038	64.57%	35.43%	\$22,805,527.65	\$21,412,195.52	\$44,217,723.17	51.58%	48.42%
MISD.	15,047	3,606	18,653	80.67%	19.33%					
MH	1,029	1,341	2,370	43.42%	56.58%					
JUVENILE	1,769	856	2,625	67.39%	32.61%					
PAR./PROB.	948	624	1,572	60.31%	39.69%					
TERM/ABUSE	837	7,025	7,862	10.65%	89.35%					
HABEAS/SC	19	322	341	5.57%	94.43%					
OTHER	1,771	693	2,464	71.88%	28.22%					
<b>TOTAL</b>	<b>29,839</b>	<b>19,086</b>	<b>48,925</b>	<b>60.99%</b>	<b>39.01%</b>	<b>\$764.29</b>	<b>\$1,121.88</b>			
						<b>AVG. PDC COST PER CASE</b>	<b>AVG. AC COST PER CASE</b>			



# Fiscal Year 2024

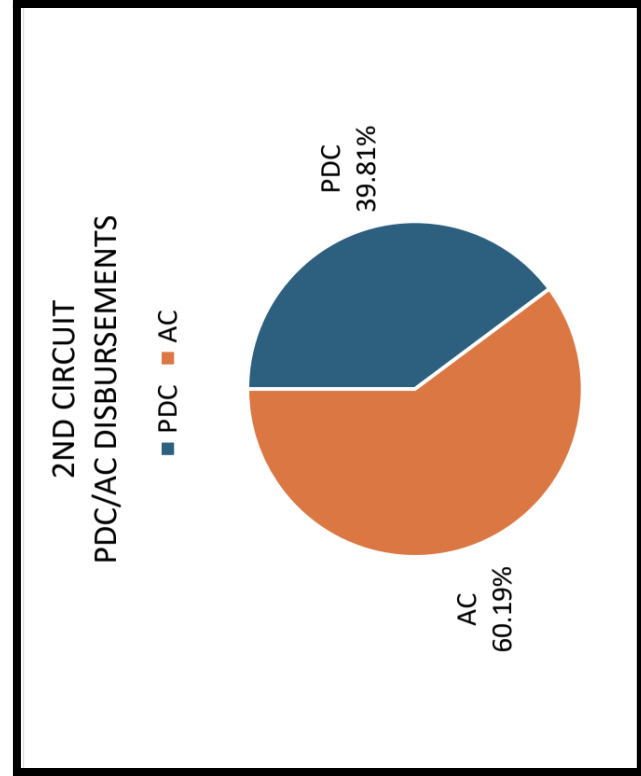
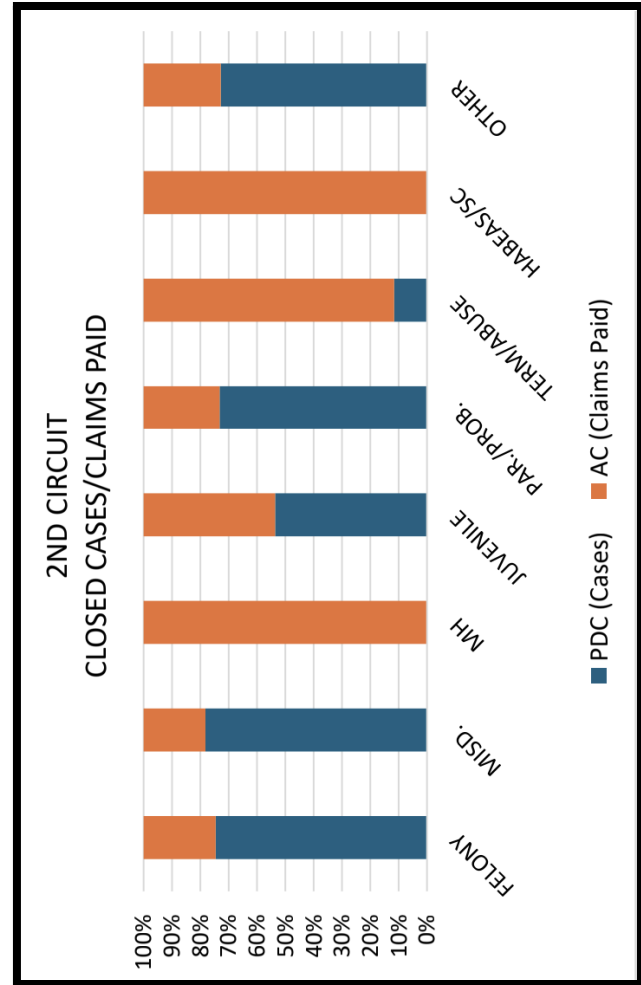
**1ST CIRCUIT (BROOKE, HANCOCK & OHIO COUNTIES)  
 PDC CASES CLOSED COMPARED TO AC CLAIMS PAID FY 2024**

CASE TYPES	PDC	AC	TOTAL	%PDC	%AC	PDC DISBURSEMENTS	AC DISBURSEMENTS	TOTAL	%PDC	%AC
FELONY	271	278	549	49.36%	50.64%	\$1,354,083.64	\$2,152,933.04	\$3,507,016.68	38.61%	61.39%
MISD.	973	191	1,164	83.59%	16.41%					
MH	-	54	54	0.00%	100.00%					
JUVENILE	38	36	74	51.35%	48.65%					
PAR./PROB.	17	17	34	50.00%	50.00%					
TERM/ABUSE	-	532	532	0.00%	100.00%					
HABEAS/SC	-	15	15	0.00%	100.00%					
OTHER	144	6	150	96.00%	4.00%					
<b>TOTAL</b>	<b>1,443</b>	<b>1,132</b>	<b>2,575</b>	<b>56.04%</b>	<b>43.96%</b>	<b>\$938.38</b>	<b>\$1,901.89</b>			



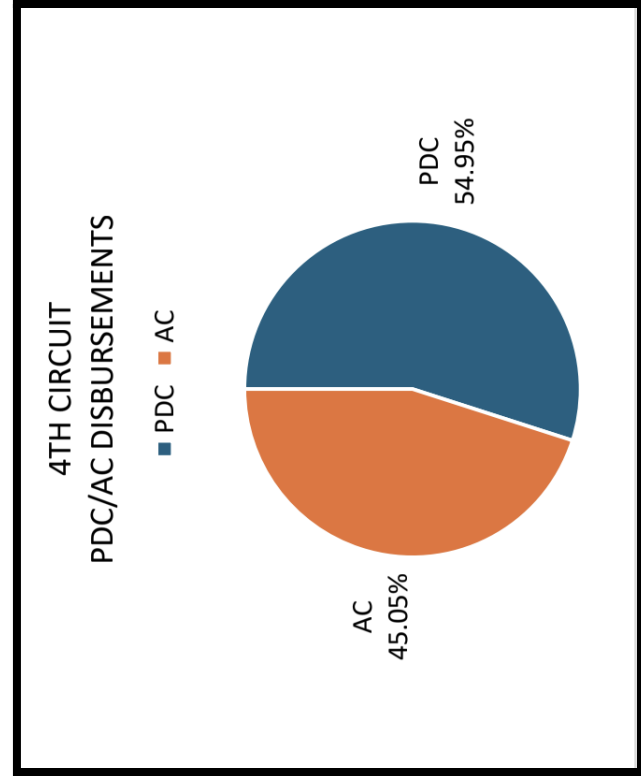
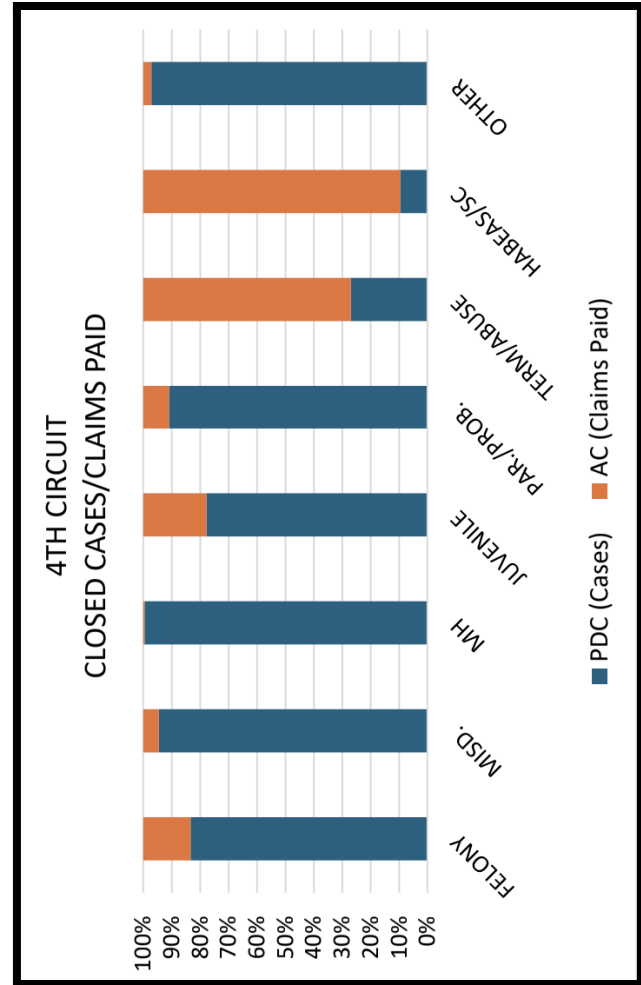
**2ND CIRCUIT (MARSHALL, TYLER & WETZEL COUNTIES)  
 PDC CASES CLOSED COMPARED TO AC CLAIMS PAID FY 2024**

CASE TYPES	PDC	AC	TOTAL	%PDC	%AC	PDC DISBURSEMENTS	AC DISBURSEMENTS	TOTAL	%PDC	%AC
FELONY	320	109	429	74.59%	25.41%	\$541,239.03	\$818,438.38	\$1,359,677.41	39.81%	60.19%
MISD.	403	112	515	78.25%	21.75%					
MH	-	174	174	0.00%	100.00%					
JUVENILE	37	32	69	53.62%	46.38%					
PAR./PROB.	82	30	112	73.21%	26.79%					
TERM/ABUSE	51	388	439	11.62%	88.38%					
HABEAS/SC	-	10	10	0.00%	100.00%					
OTHER	24	9	35	68.57%	31.43%					
<b>TOTAL</b>	<b>917</b>	<b>864</b>	<b>2,049</b>	<b>44.75%</b>	<b>55.25%</b>	<b>\$590.23</b>	<b>\$947.27</b>			



**4TH CIRCUIT (WIRT & WOOD COUNTIES)  
 PDC CASES CLOSED COMPARED TO AC CLAIMS PAID FY 2024**

CASE TYPES	PDC	AC	TOTAL	%PDC	%AC	PDC DISBURSEMENTS	AC DISBURSEMENTS	TOTAL	%PDC	%AC
FELONY	693	138	831	83.39%	16.61%	\$1,684,703.15	\$1,381,398.72	\$3,066,101.87	54.95%	45.05%
MISD.	1,215	70	1,285	94.55%	5.45%					
MH	191	1	192	99.48%	0.52%					
JUVENILE	59	17	76	77.63%	22.37%					
PAR./PROB.	40	4	44	90.91%	9.09%					
TERM/ABUSE	251	680	931	26.96%	73.04%					
HABEAS/SC	2	19	21	9.52%	90.48%					
OTHER	69	2	71	97.18%	2.82%					
<b>TOTAL</b>	<b>2,520</b>	<b>931</b>	<b>3,451</b>	<b>73.02%</b>	<b>26.98%</b>					
						<b>AVG. PDC COST PER CASE</b>	<b>AVG. AC COST PER CASE</b>			
						<b>\$668.53</b>	<b>\$1,483.78</b>			

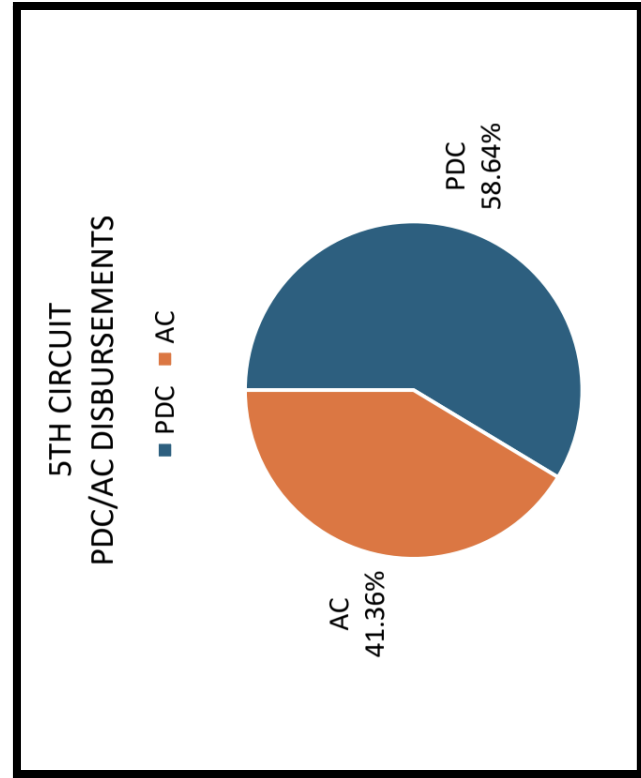
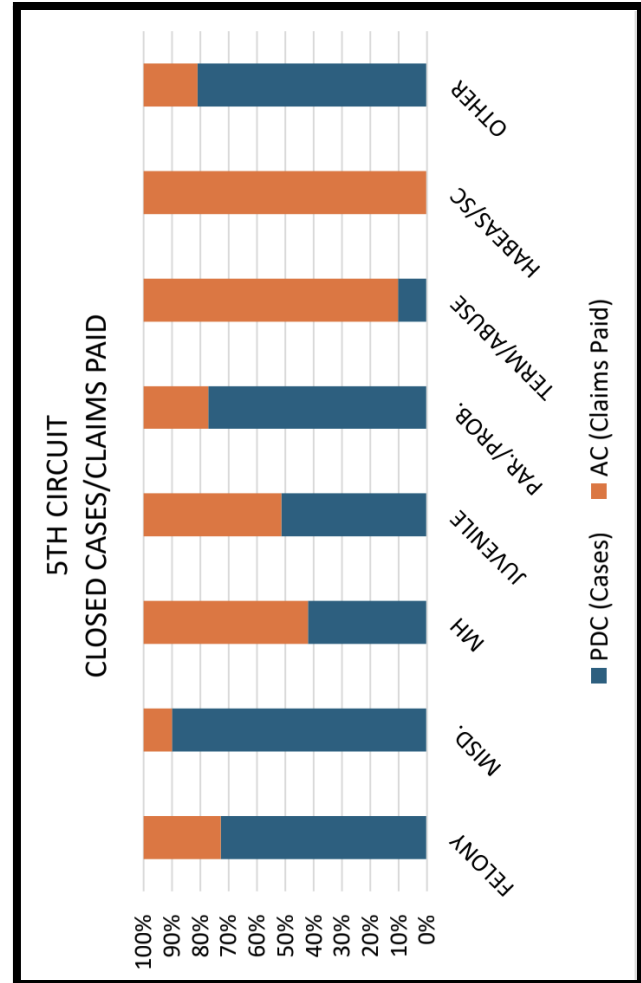


**5TH CIRCUIT (CALHOUN, JACKSON, MASON, and ROANE COUNTIES) (WITHOUT MASON COUNTY)**

**PDC CASES CLOSED COMPARED TO AC CLAIMS PAID FY 2024**

\*A Circuit Court order prohibits PDC work in Mason County, so all indigent work is performed by Appointed Counsel.

CASE TYPES	PDC	AC	TOTAL	%PDC	%AC	PDC DISBURSEMENTS	AC DISBURSEMENTS	TOTAL	%PDC	%AC
FELONY	403	150	553	72.88%	27.12%	\$1,190,266.91	\$839,645.25	\$2,029,872.16	58.64%	41.36%
MISD.	546	61	607	89.95%	10.05%					
MH	29	40	69	42.03%	57.97%					
JUVENILE	78	74	152	51.32%	48.68%					
PAR./PROB.	44	13	57	77.19%	22.81%					
TERM/ABUSE	44	386	430	10.23%	89.77%					
HABEAS/SC	-	22	22	0.00%	100.00%					
OTHER	51	12	63	80.95%	19.05%					
<b>TOTAL</b>	<b>1,195</b>	<b>758</b>	<b>1,953</b>	<b>61.19%</b>	<b>38.81%</b>	<b>\$996.04</b>	<b>\$1,107.71</b>			

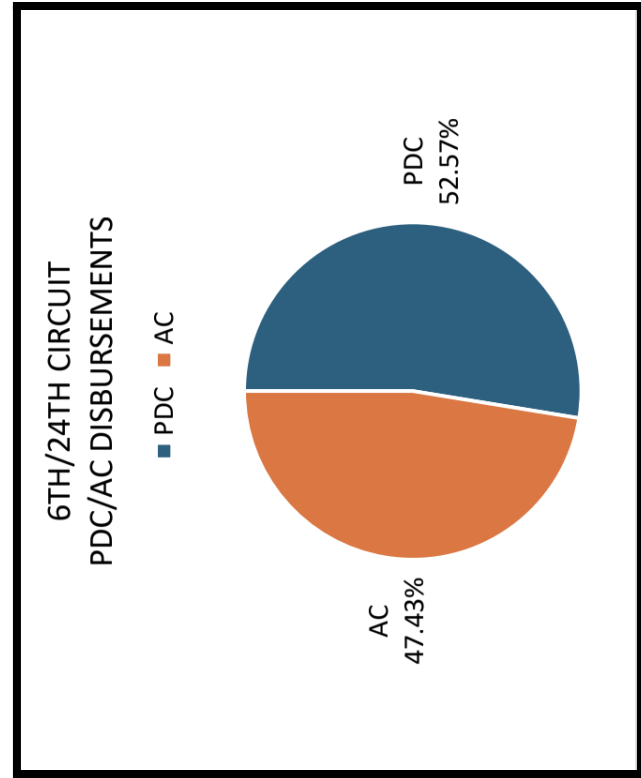
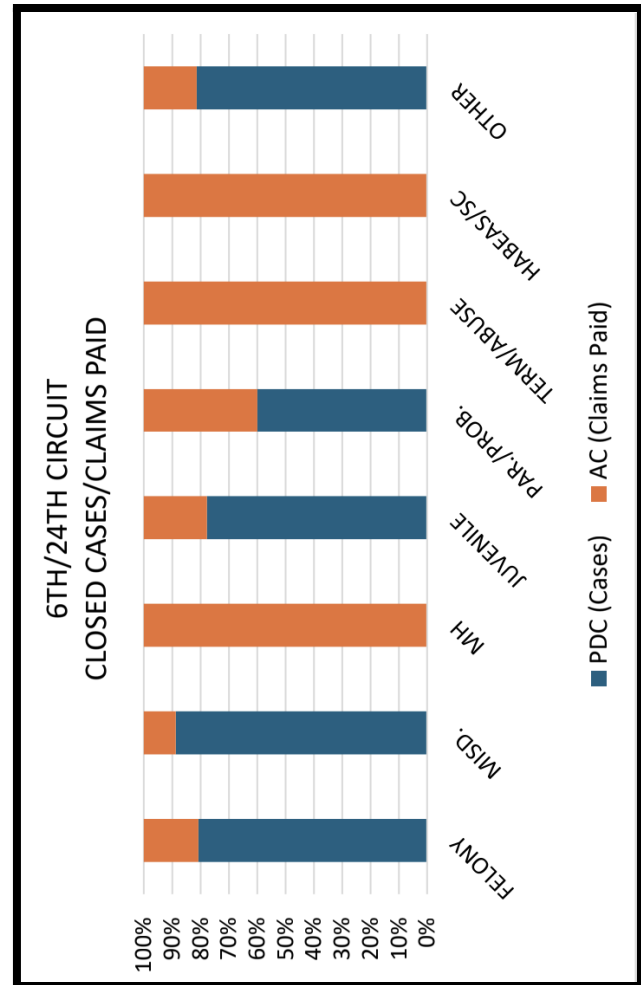


**6TH CIRCUIT and 24TH CIRCUIT (CABELL AND WAYNE COUNTIES)**

**PDC CASES CLOSED COMPARED TO AC CLAIMS PAID FY 2024**

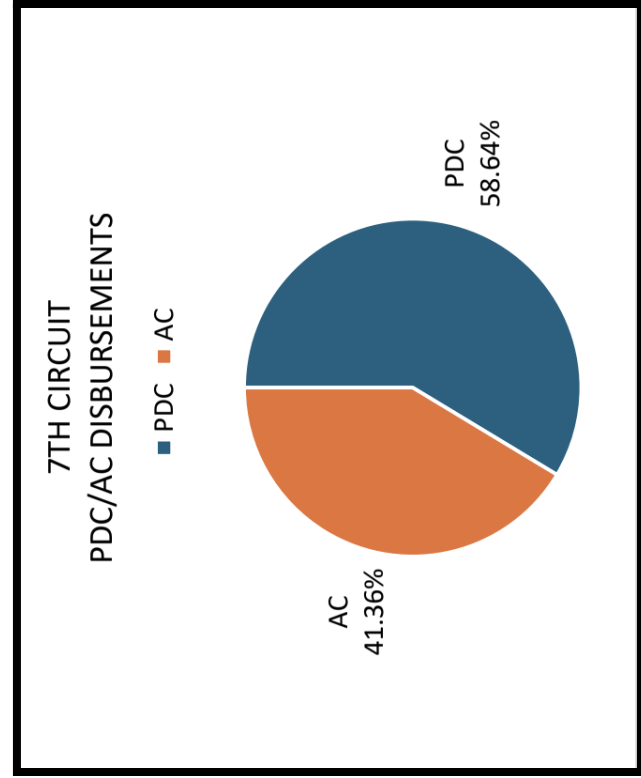
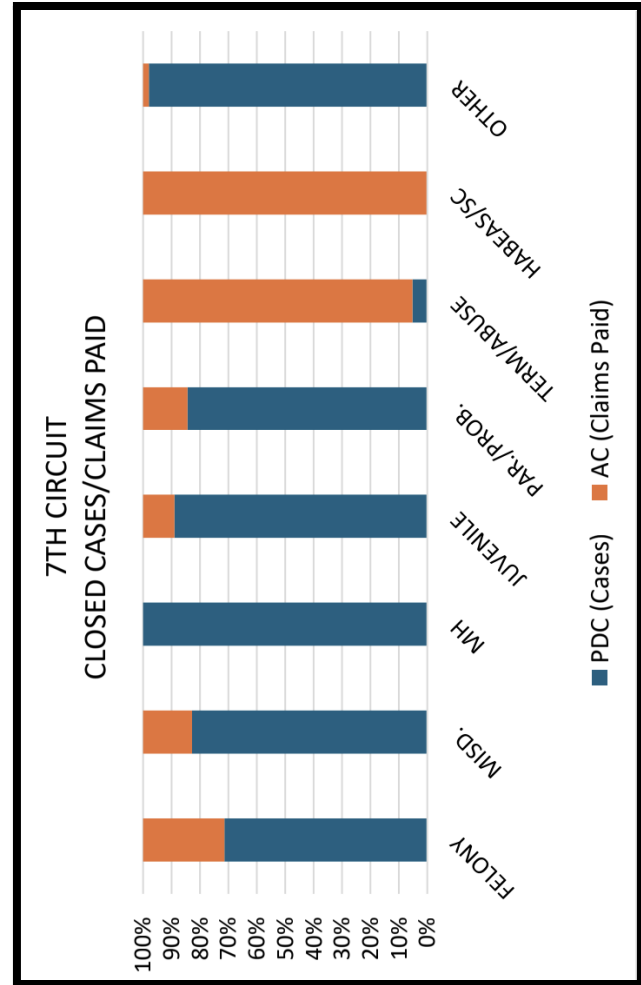
\*The 6th/24th Circuits operate under one Public Defender Corporation, therefore AC figures include both Cabell and Wayne counties.

CASE TYPES	PDC		AC		TOTAL		PDC		AC		TOTAL	%PDC	%AC
	CASES	%	CASES	%	CASES	%	DISBURSEMENTS	%	DISBURSEMENTS	%			
FELONY	1,354	80.74%	323	19.26%	1,677	80.74%	\$2,077,322.67	19.26%	\$1,874,419.95	11.25%	\$3,951,742.62	52.57%	47.43%
MISD.	1,538	88.75%	195	11.25%	1,733	88.75%							
MH	-	0.00%	597	100.00%	597	0.00%							
JUVENILE	386	77.67%	111	22.33%	497	77.67%							
PAR./PROB.	152	59.84%	102	40.16%	254	59.84%							
TERM/ABUSE	-	0.00%	822	100.00%	822	0.00%							
HABEAS/SC	-	0.00%	39	100.00%	39	0.00%							
OTHER	52	81.25%	12	18.75%	64	81.25%							
<b>TOTAL</b>	<b>3,482</b>	<b>61.27%</b>	<b>2,201</b>	<b>38.73%</b>	<b>5,683</b>	<b>61.27%</b>	<b>\$596.59</b>	<b>\$851.62</b>					



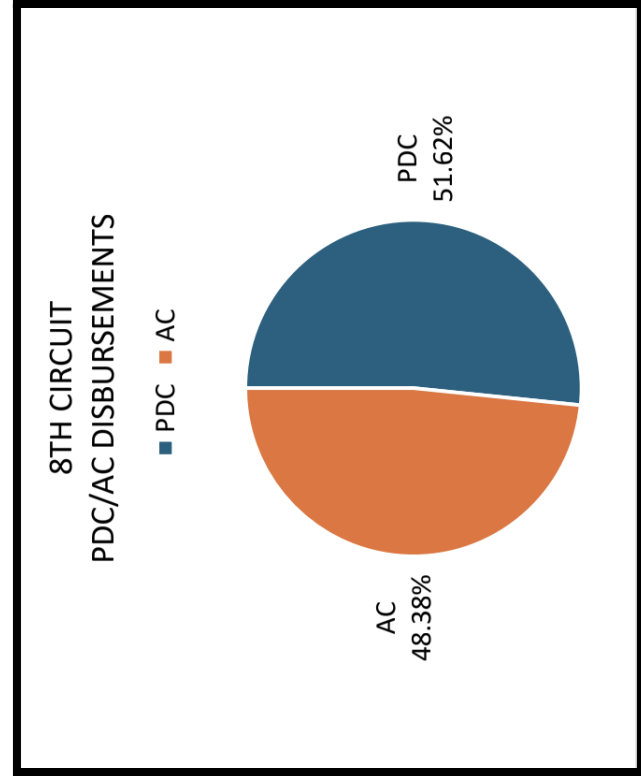
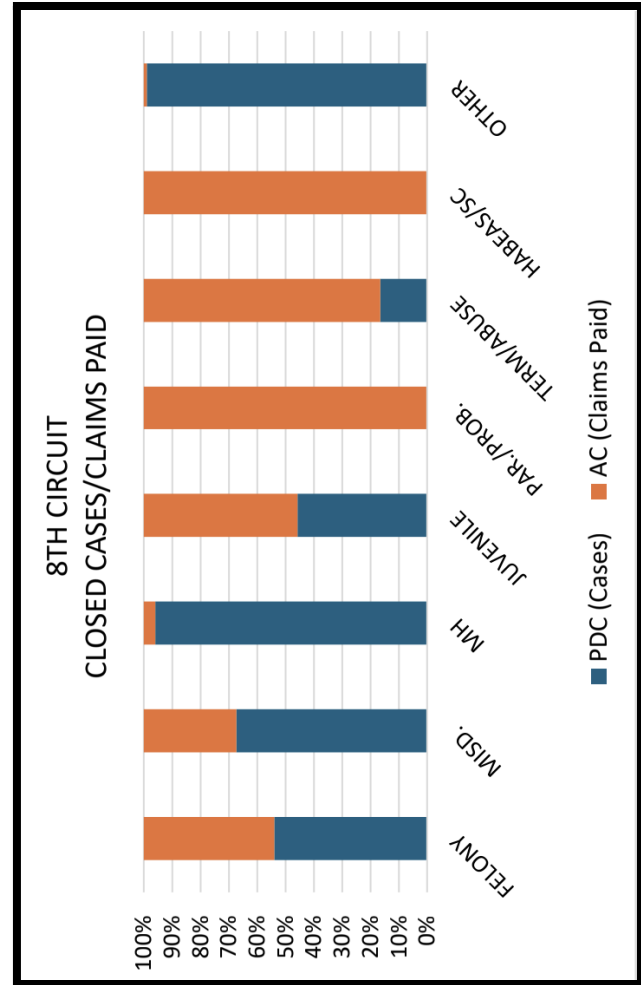
**7TH CIRCUIT (LOGAN COUNTY)  
PDC CASES CLOSED COMPARED TO AC CLAIMS PAID FY 2024**

CASE TYPES	PDC	AC	TOTAL	%PDC	%AC	PDC DISBURSEMENTS	AC DISBURSEMENTS	TOTAL	%PDC	%AC
FELONY	406	163	569	71.35%	28.65%	\$719,239.03	\$507,231.24	\$1,226,470.27	58.64%	41.36%
MISD.	571	119	690	82.75%	17.25%					
MH	24	-	24	100.00%	0.00%					
JUVENILE	48	6	54	88.89%	11.11%					
PAR./PROB.	59	11	70	84.29%	15.71%					
TERM/ABUSE	9	163	172	5.23%	94.77%					
HABEAS/SC	-	2	2	0.00%	100.00%					
OTHER	189	4	193	97.93%	2.07%					
<b>TOTAL</b>	<b>1,306</b>	<b>468</b>	<b>1,774</b>	<b>73.62%</b>	<b>26.38%</b>	<b>\$550.72</b>	<b>\$1,083.83</b>			



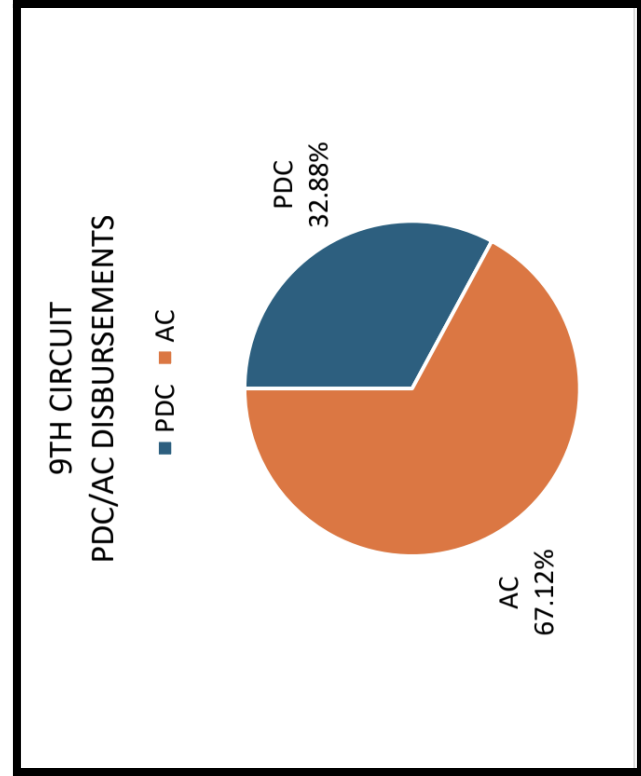
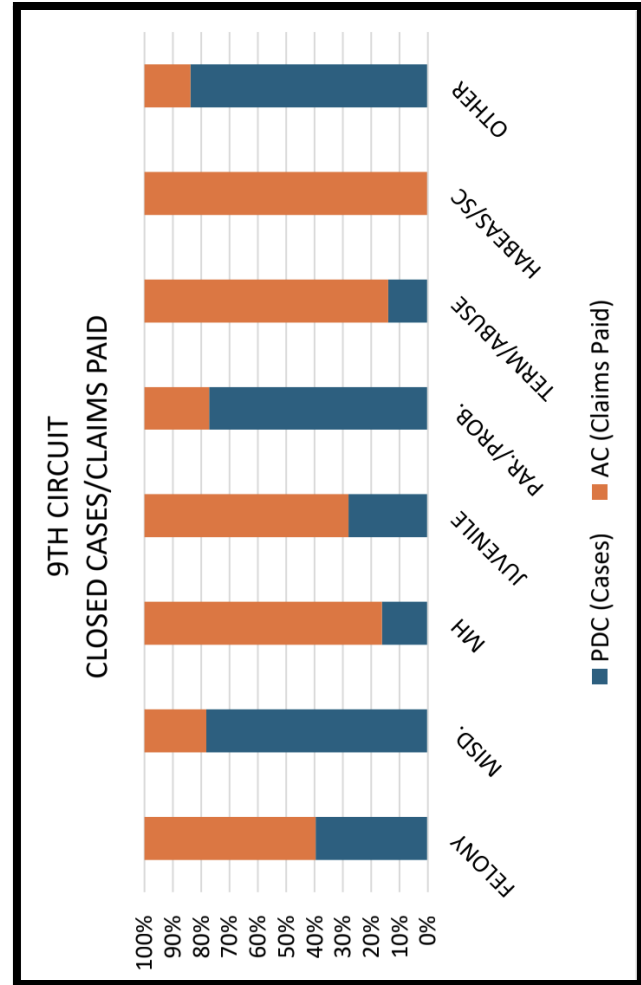
**8TH CIRCUIT (MCDOWELL COUNTY)  
 PDC CASES CLOSED COMPARED TO AC CLAIMS PAID FY 2024**

CASE TYPES	PDC	AC	TOTAL	%PDC	%AC	PDC DISBURSEMENTS	AC DISBURSEMENTS	TOTAL	%PDC	%AC
FELONY	162	138	300	54.00%	46.00%	\$539,027.88	\$505,151.66	\$1,044,179.54	51.62%	48.38%
MISD.	265	128	393	67.43%	32.57%					
MH	48	2	50	96.00%	4.00%					
JUVENILE	11	13	24	45.83%	54.17%					
PAR./PROB.	-	1	1	0.00%	100.00%					
TERM/ABUSE	18	91	109	16.51%	83.49%					
HABEAS/SC	-	3	3	0.00%	100.00%					
OTHER	90	1	91	98.90%	1.10%					
<b>TOTAL</b>	<b>594</b>	<b>377</b>	<b>971</b>	<b>61.17%</b>	<b>38.83%</b>	<b>\$907.45</b>	<b>\$1,339.92</b>			



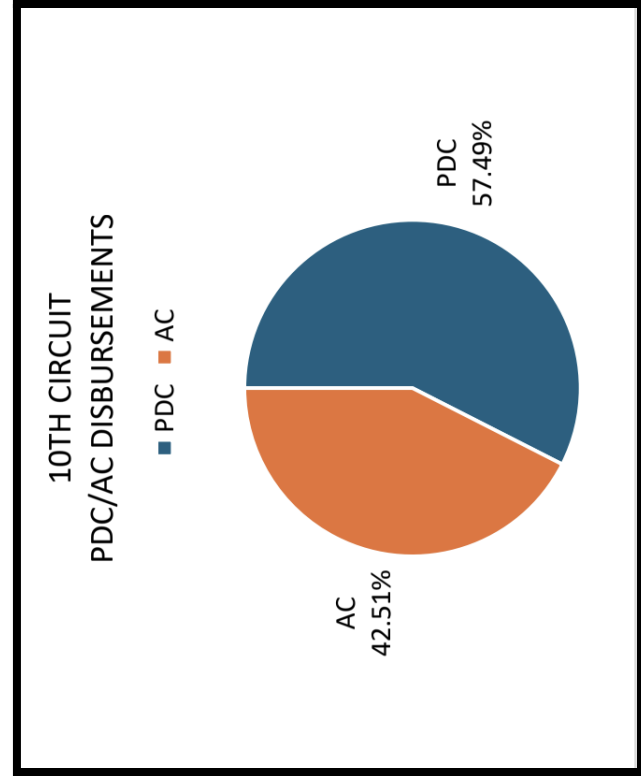
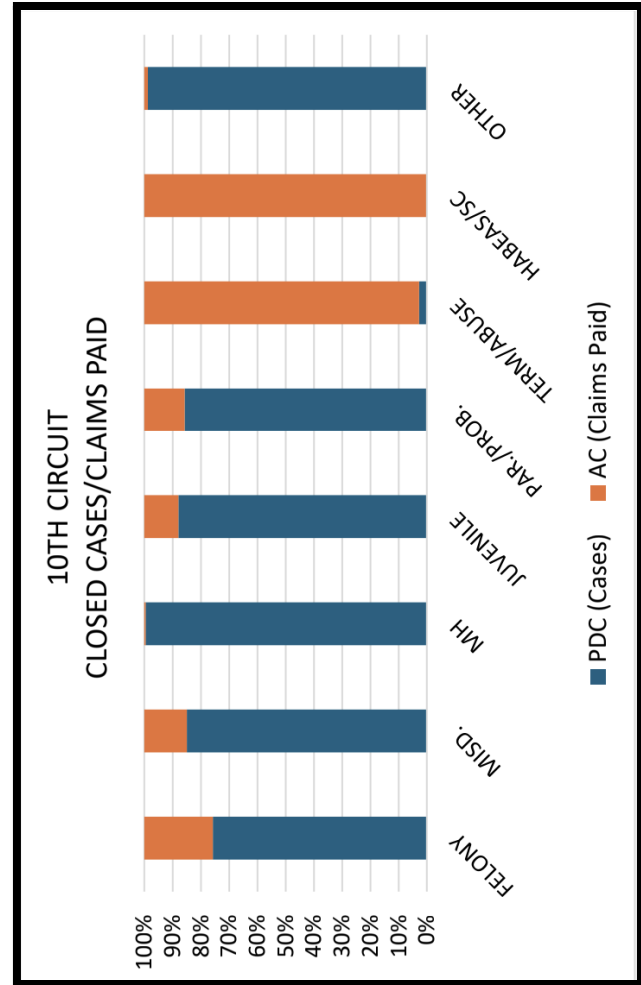
**9TH CIRCUIT (MERCER COUNTY)  
 PDC CASES CLOSED COMPARED TO AC CLAIMS PAID FY 2024**

CASE TYPES	PDC	AC	TOTAL	%PDC	%AC	PDC DISBURSEMENTS	AC DISBURSEMENTS	TOTAL	%PDC	%AC
FELONY	224	343	567	39.51%	60.49%	\$1,101,872.49	\$2,249,777.50	<b>\$3,351,649.99</b>	32.88%	67.12%
MISD.	758	212	970	78.14%	21.86%					
MH	24	124	148	16.22%	83.78%					
JUVENILE	81	208	289	28.03%	71.97%					
PAR./PROB.	61	18	79	77.22%	22.78%					
TERM/ABUSE	89	548	637	13.97%	86.03%					
HABEAS/SC	-	11	11	0.00%	100.00%					
OTHER	159	31	190	83.68%	16.32%					
<b>TOTAL</b>	<b>1,396</b>	<b>1,495</b>	<b>2,891</b>	<b>48.29%</b>	<b>51.71%</b>	<b>\$789.31</b>	<b>\$1,504.87</b>			
						<b>AVG. PDC COST PER CASE</b>	<b>AVG. AC COST PER CASE</b>			



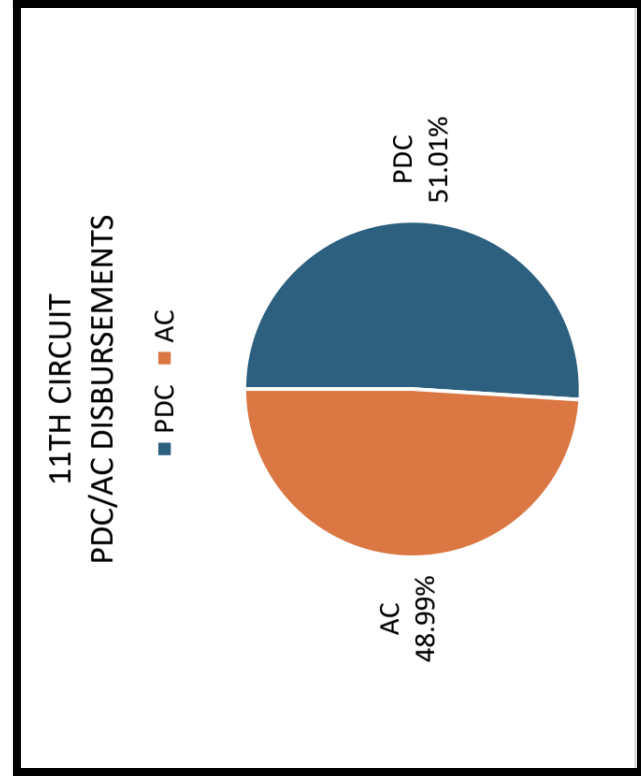
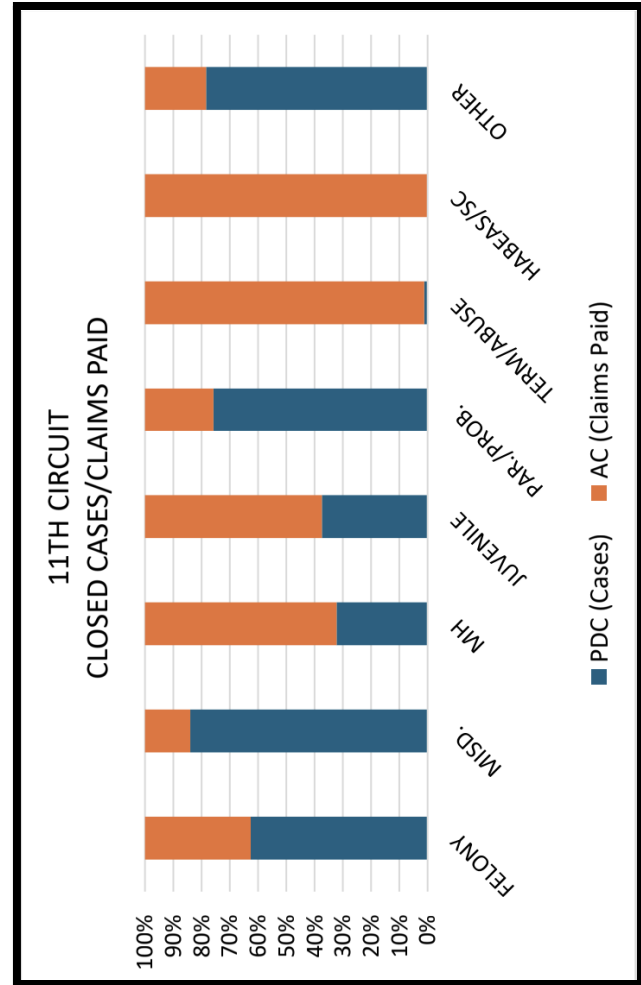
**10TH CIRCUIT (RALEIGH COUNTY)  
 PDC CASES CLOSED COMPARED TO AC CLAIMS PAID FY 2024**

CASE TYPES	PDC	AC	TOTAL	%PDC	%AC	PDC DISBURSEMENTS	AC DISBURSEMENTS	TOTAL	%PDC	%AC
FELONY	783	251	1,034	75.73%	24.27%	\$1,500,703.15	\$1,109,606.38	\$2,610,309.53	57.49%	42.51%
MISD.	1,045	185	1,230	84.96%	15.04%					
MH	179	1	180	99.44%	0.56%					
JUVENILE	267	37	304	87.83%	12.17%					
PAR./PROB.	204	34	238	85.71%	14.29%					
TERM/ABUSE	7	242	249	2.81%	97.19%					
HABEAS/SC	-	7	7	0.00%	100.00%					
OTHER	73	1	74	98.65%	1.35%					
<b>TOTAL</b>	<b>2,558</b>	<b>758</b>	<b>3,316</b>	<b>77.14%</b>	<b>22.86%</b>	<b>\$586.67</b>	<b>\$1,463.86</b>			
						<b>AVG. PDC COST PER CASE</b>	<b>AVG. AC COST PER CASE</b>			



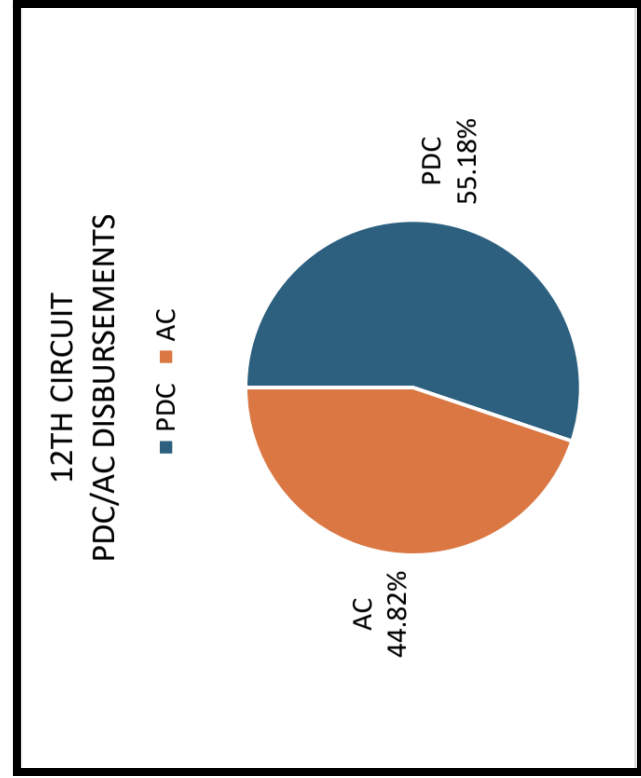
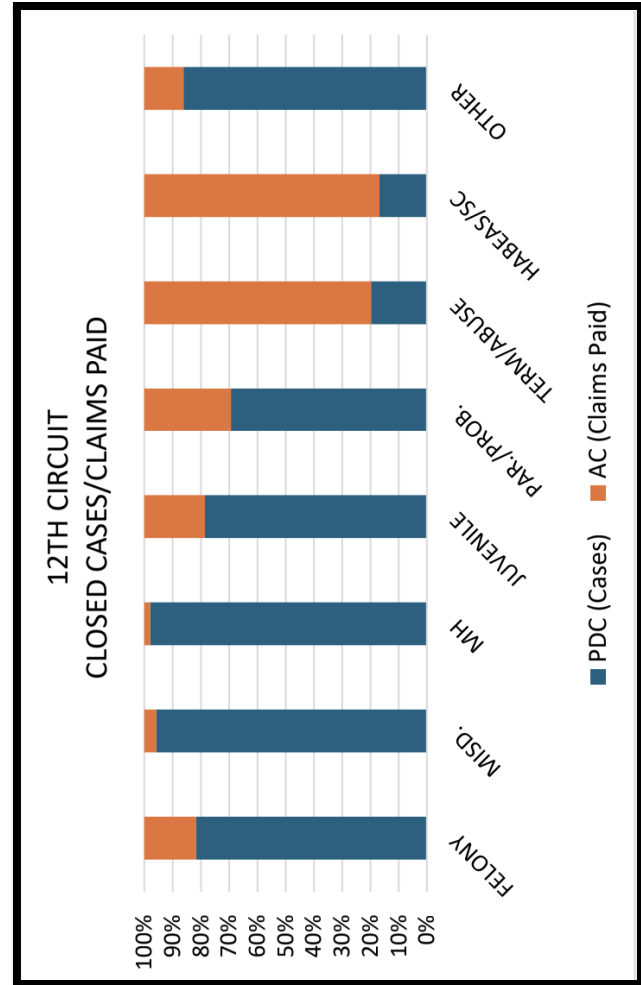
**11TH CIRCUIT (GREENBRIER & POCAHONTAS COUNTIES)  
 PDC CASES CLOSED COMPARED TO AC CLAIMS PAID FY 2024**

CASE TYPES	PDC	AC	TOTAL	%PDC	%AC	PDC DISBURSEMENTS	AC DISBURSEMENTS	TOTAL	%PDC	%AC
FELONY	215	129	344	62.50%	37.50%	\$712,844.61	\$684,715.62	\$1,397,560.23	51.01%	48.99%
MISD.	349	67	416	83.89%	16.11%					
MH	9	19	28	32.14%	67.86%					
JUVENILE	6	10	16	37.50%	62.50%					
PAR./PROB.	22	7	29	75.86%	24.14%					
TERM/ABUSE	2	159	161	1.24%	98.76%					
HABEAS/SC	-	8	8	0.00%	100.00%					
OTHER	29	8	37	78.38%	21.62%					
<b>TOTAL</b>	<b>632</b>	<b>407</b>	<b>1,039</b>	<b>60.83%</b>	<b>39.17%</b>	<b>\$1,127.92</b>	<b>\$1,682.35</b>			
						<b>AVG. PDC COST PER CASE</b>	<b>AVG. AC COST PER CASE</b>			



**12TH CIRCUIT (FAYETTE COUNTY)  
PDC CASES CLOSED COMPARED TO AC CLAIMS PAID FY 2024**

CASE TYPES	PDC	AC	TOTAL	%PDC	%AC	PDC DISBURSEMENTS	AC DISBURSEMENTS	TOTAL	%PDC	%AC
FELONY	296	66	362	81.77%	18.23%	\$686,633.46	\$557,632.16	\$1,244,265.62	55.18%	44.82%
MISD.	267	12	279	95.70%	4.30%					
MH	47	1	48	97.92%	2.08%					
JUVENILE	22	6	28	78.57%	21.43%					
PAR./PROB.	18	8	26	69.23%	30.77%					
TERM/ABUSE	43	174	217	19.82%	80.18%					
HABEAS/SC	1	5	6	16.67%	83.33%					
OTHER	25	4	29	86.21%	13.79%					
<b>TOTAL</b>	<b>719</b>	<b>276</b>	<b>995</b>	<b>72.26%</b>	<b>27.74%</b>	<b>\$954.98</b>	<b>\$2,020.41</b>			

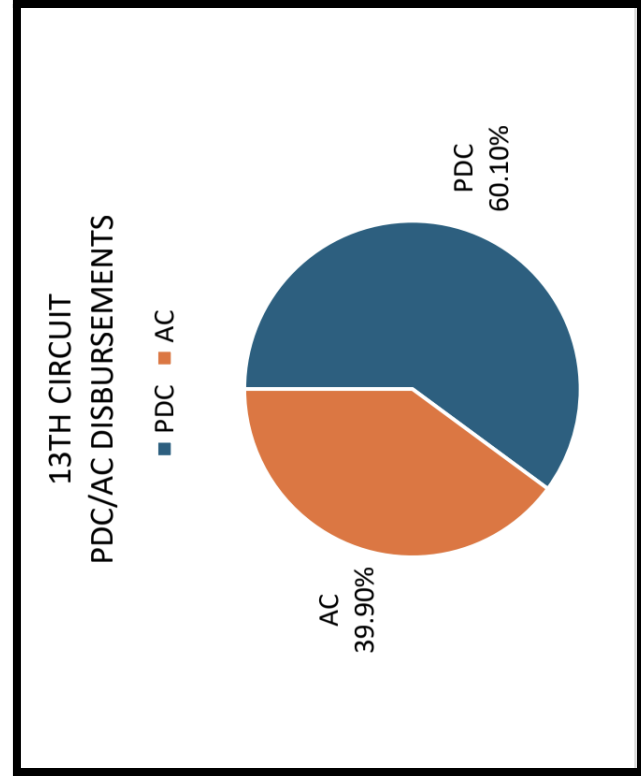
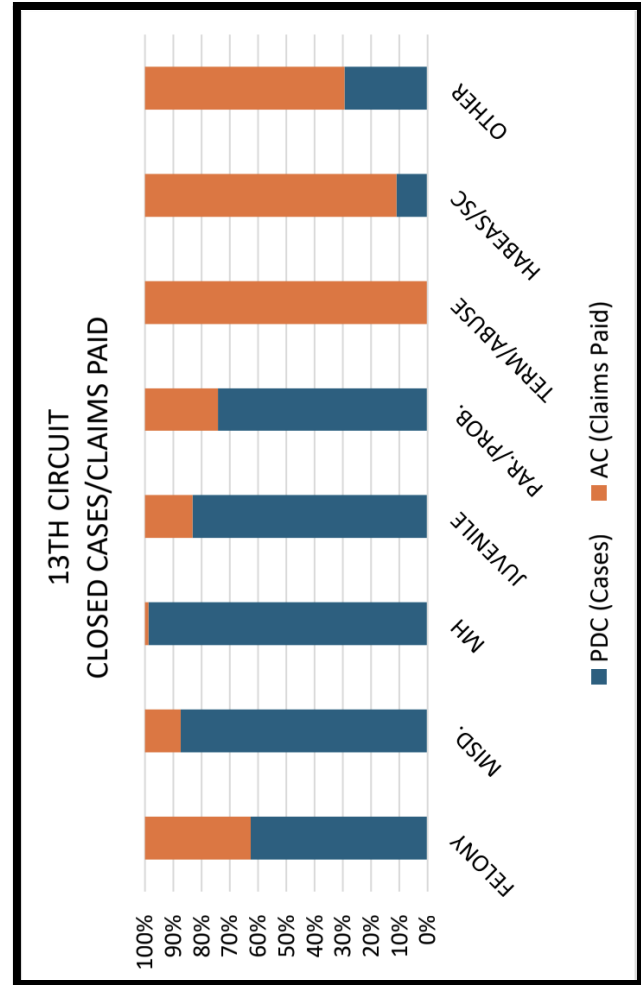


**13TH CIRCUIT (KANAWHA COUNTY)  
PDC CASES CLOSED COMPARED TO AC CLAIMS PAID FY 2024**

CASE TYPES	PDC	AC	TOTAL	%PDC	%AC	PDC DISBURSEMENTS	AC DISBURSEMENTS	TOTAL	%PDC	%AC
FELONY	1,202	716	1,918	62.67%	37.33%	\$3,776,617.46	\$2,506,953.60	\$6,283,571.06	60.10%	39.90%
MISD.	3,120	449	3,569	87.42%	12.58%					
MH	175	2	177	98.87%	1.13%					
JUVENILE	576	117	693	83.12%	16.88%					
PAR./PROB.	127	44	171	74.27%	25.73%					
TERM/ABUSE	-	1,052	1,052	0.00%	100.00%					
HABEAS/SC	8	65	73	10.96%	89.04%					
OTHER	197	474	671	29.36%	70.64%					
<b>TOTAL</b>	<b>5,405</b>	<b>2,919</b>	<b>8,324</b>	<b>64.93%</b>	<b>35.07%</b>					

	PDC	AC	AVG. PDC COST PER CASE	AVG. AC COST PER CASE
	5,405	2,919	\$698.73	\$858.84

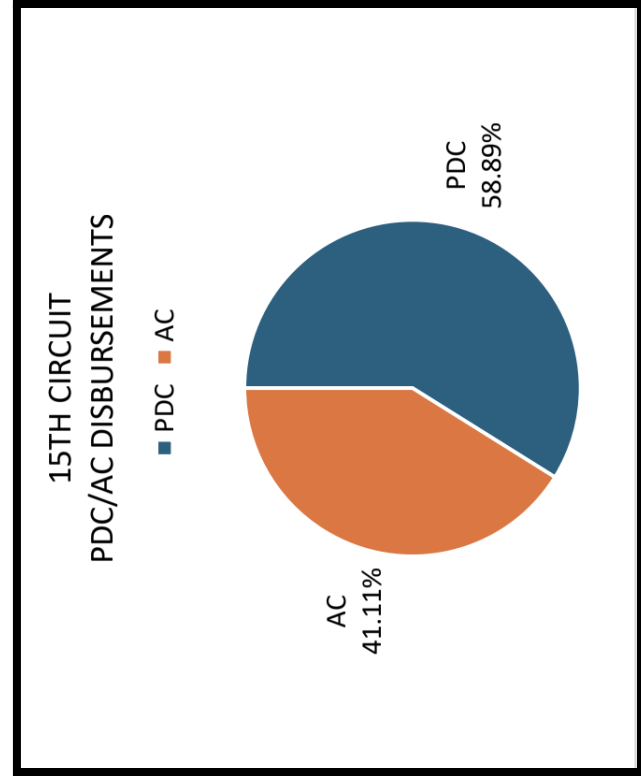
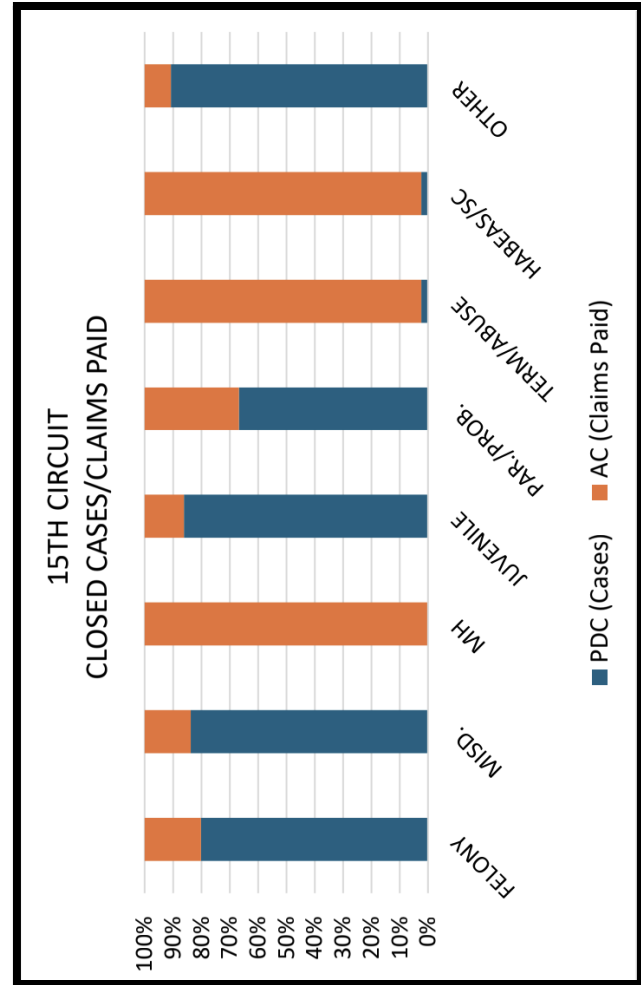


**15TH CIRCUIT (HARRISON COUNTY)  
PDC CASES CLOSED COMPARED TO AC CLAIMS PAID FY 2024**

CASE TYPES	PDC	AC	TOTAL	%PDC	%AC	PDC DISBURSEMENTS	AC DISBURSEMENTS	TOTAL	%PDC	%AC
FELONY	513	127	640	80.16%	19.84%	\$1,199,478.06	\$837,321.67	\$2,036,799.73	58.89%	41.11%
MISD.	753	146	899	83.76%	16.24%					
MH	-	77	77	0.00%	100.00%					
JUVENILE	106	17	123	86.18%	13.82%					
PAR./PROB.	48	24	72	66.67%	33.33%					
TERM/ABUSE	9	373	382	2.36%	97.64%					
HABEAS/SC	1	40	41	2.50%	97.50%					
OTHER	49	5	54	90.74%	9.26%					
<b>TOTAL</b>	<b>1,479</b>	<b>809</b>	<b>2,288</b>	<b>64.64%</b>	<b>35.36%</b>	<b>\$1,199,478.06</b>	<b>\$837,321.67</b>	<b>\$2,036,799.73</b>	<b>58.89%</b>	<b>41.11%</b>

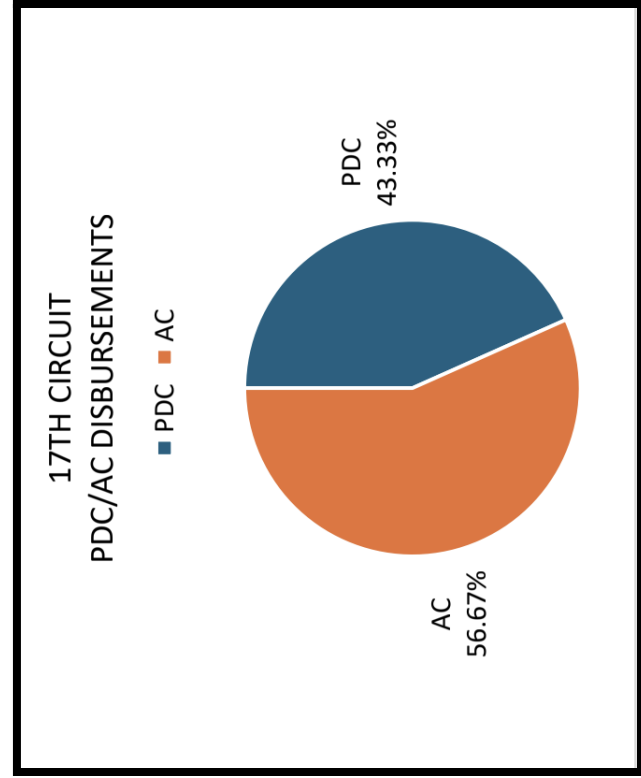
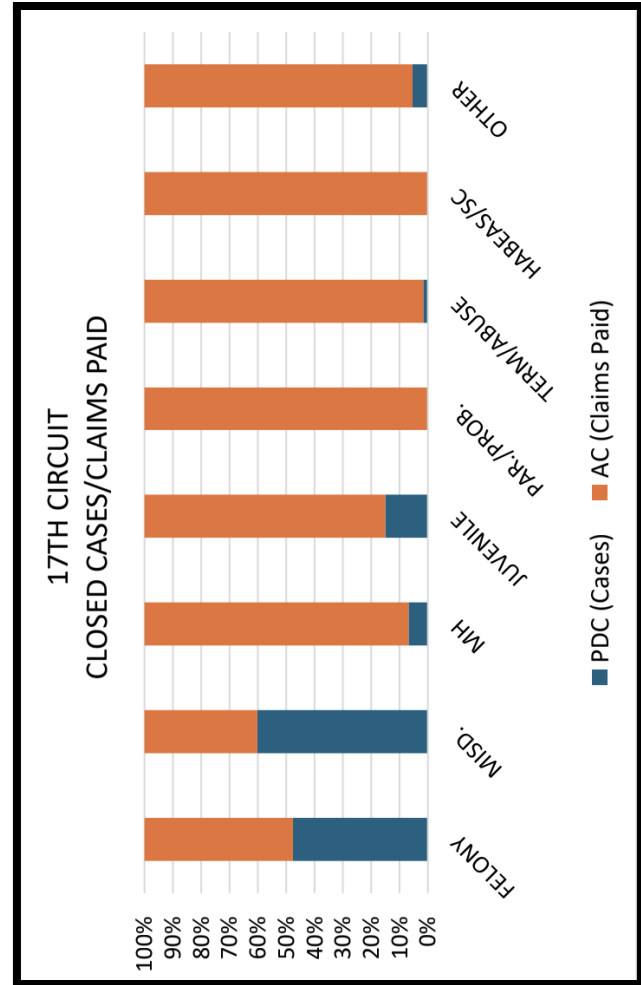
**AVG. PDC COST PER CASE**  
\$811.01

**AVG. AC COST PER CASE**  
\$1,035.01



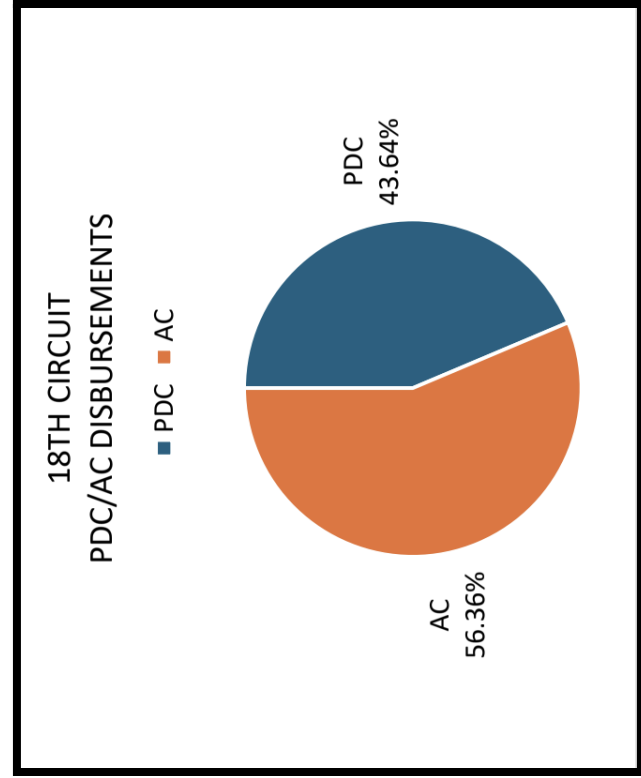
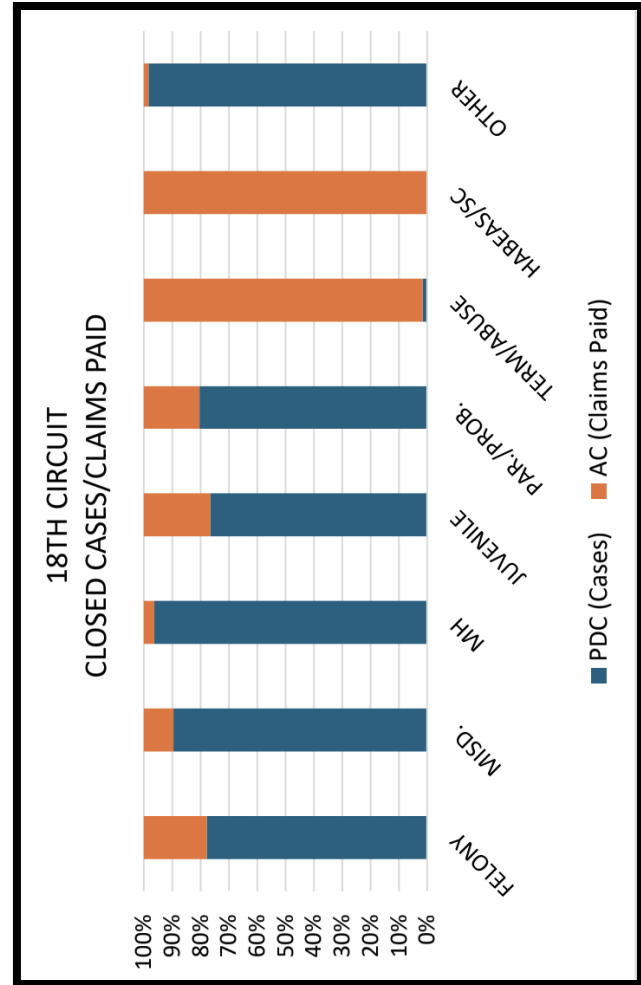
**17TH CIRCUIT (MONONGALIA COUNTY)  
 PDC CASES CLOSED COMPARED TO AC CLAIMS PAID FY 2024**

CASE TYPES	PDC	AC	TOTAL	%PDC	%AC	PDC DISBURSEMENTS	AC DISBURSEMENTS	TOTAL	%PDC	%AC
FELONY	344	380	724	47.51%	52.49%	\$1,422,478.06	\$1,860,758.31	\$3,283,236.37	43.33%	56.67%
MISD.	442	293	735	60.14%	39.86%					
MH	8	110	118	6.78%	93.22%					
JUVENILE	8	45	53	15.09%	84.91%					
PAR./PROB.	-	86	86	0.00%	100.00%					
TERM/ABUSE	6	364	370	1.62%	98.38%					
HABEAS/SC	-	23	23	0.00%	100.00%					
OTHER	3	53	56	5.36%	94.64%					
<b>TOTAL</b>	<b>811</b>	<b>1,354</b>	<b>2,165</b>	<b>37.46%</b>	<b>62.54%</b>	<b>\$1,753.98</b>	<b>\$1,374.27</b>			



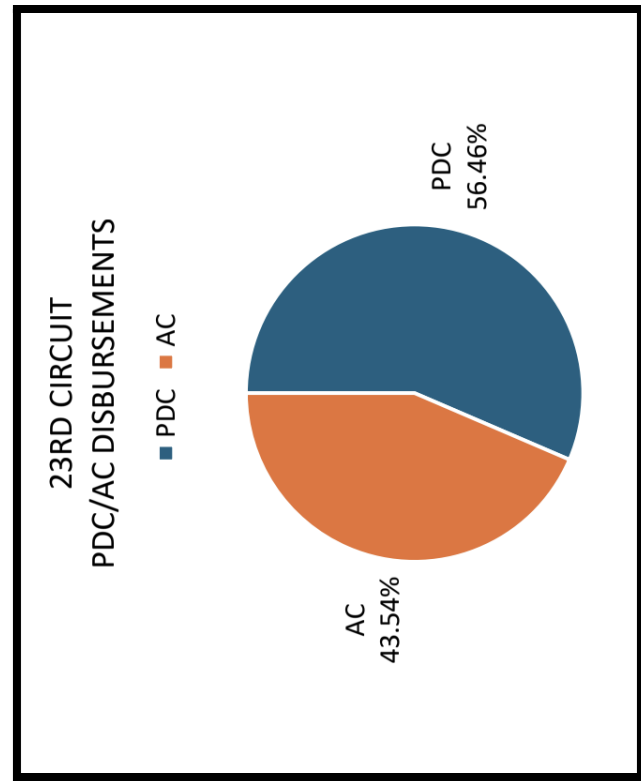
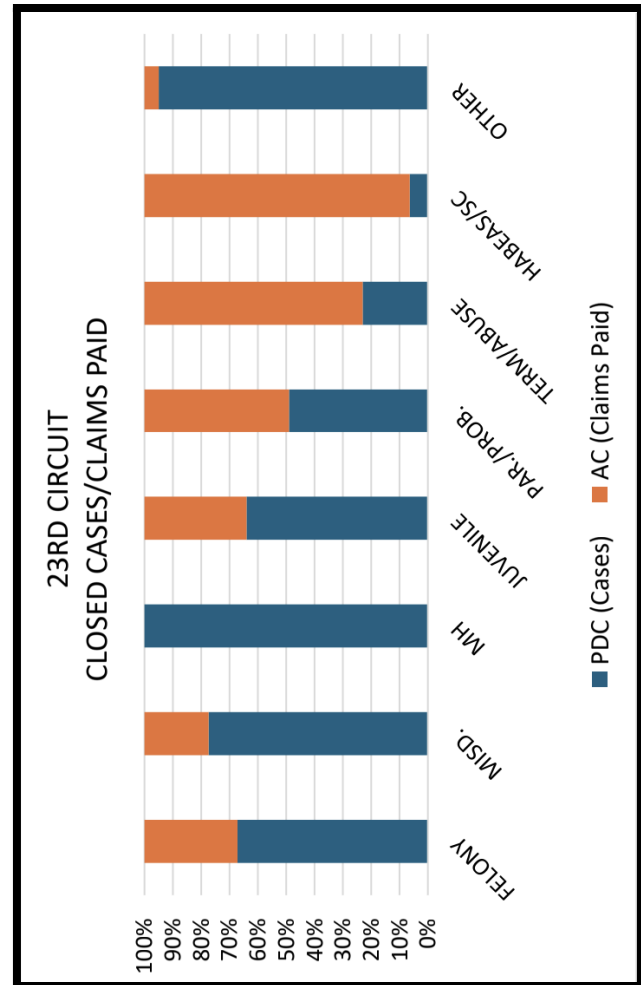
**18TH CIRCUIT (PRESTON COUNTY)  
 PDC CASES CLOSED COMPARED TO AC CLAIMS PAID FY 2024**

CASE TYPES	PDC	AC	TOTAL	%PDC	%AC	PDC DISBURSEMENTS	AC DISBURSEMENTS	TOTAL	%PDC	%AC
FELONY	160	46	206	77.67%	32.33%	\$486,027.88	\$627,819.41	\$1,113,847.29	43.64%	56.36%
MISD.	314	37	351	89.46%	10.54%					
MH	26	1	27	96.30%	3.70%					
JUVENILE	13	4	17	76.47%	23.53%					
PAR./PROB.	65	16	81	80.25%	19.75%					
TERM/ABUSE	4	265	269	1.49%	98.51%					
HABEAS/SC	-	8	8	0.00%	100.00%					
OTHER	116	2	118	98.31%	1.69%					
<b>TOTAL</b>	<b>698</b>	<b>379</b>	<b>1,077</b>	<b>64.81%</b>	<b>35.19%</b>	<b>\$696.32</b>	<b>\$1,656.52</b>			
						<b>AVG. PDC COST PER CASE</b>	<b>AVG. AC COST PER CASE</b>			



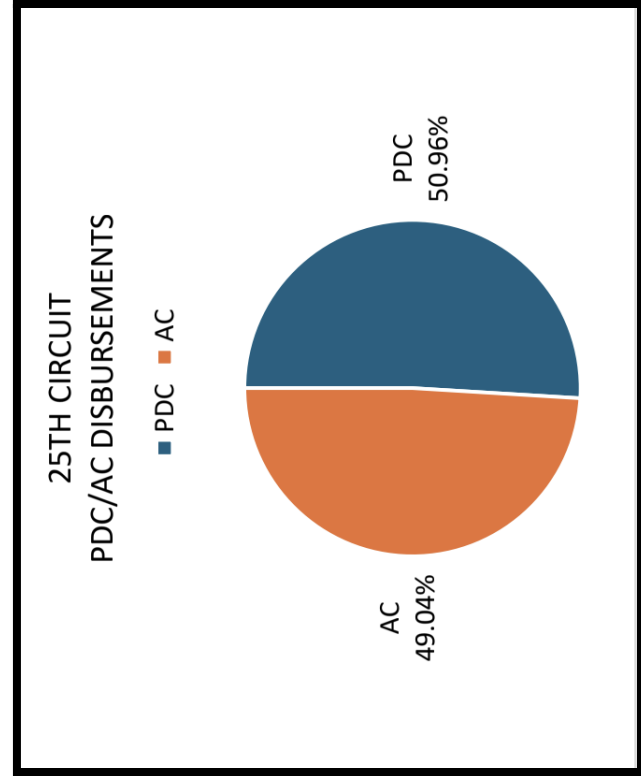
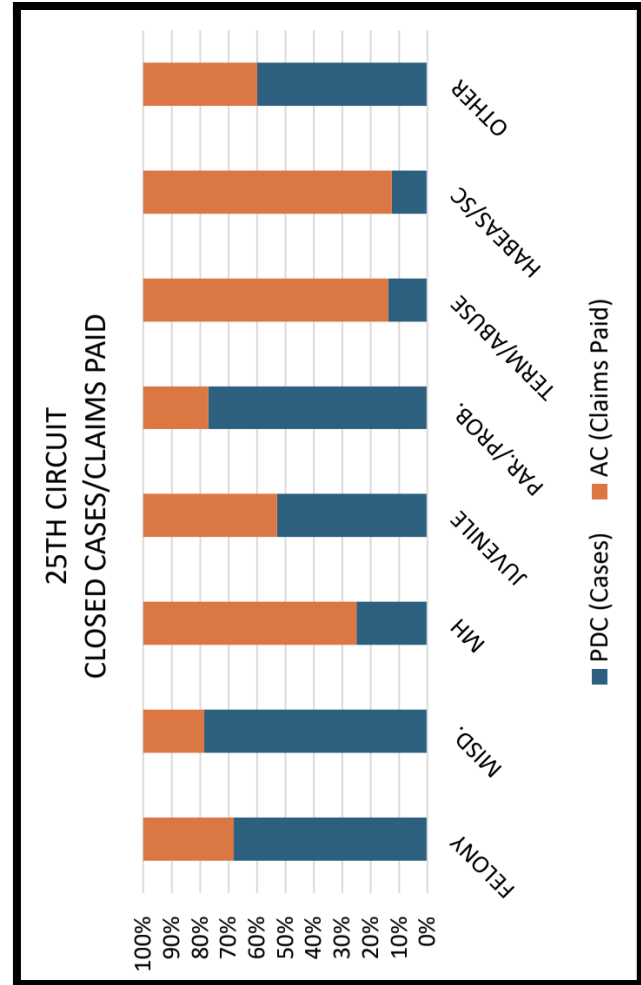
**23RD CIRCUIT (BERKELEY, JEFFERSON & MORGAN COUNTIES)  
 PDC CASES CLOSED COMPARED TO AC CLAIMS PAID FY 2024**

CASE TYPES	PDC	AC	TOTAL	%PDC	%AC	PDC DISBURSEMENTS	AC DISBURSEMENTS	TOTAL	%PDC	%AC
FELONY	902	442	1,344	67.11%	32.89%	\$3,102,589.58	\$2,392,913.17	\$5,495,502.75	56.46%	43.54%
MISD.	1,814	532	2,346	77.32%	22.68%					
MH	176	-	176	100.00%	0.00%					
JUVENILE	188	106	294	63.95%	36.05%					
PAR./PROB.	76	79	155	49.03%	50.97%					
TERM/ABUSE	182	606	788	23.10%	76.90%					
HABEAS/SC	2	29	31	6.45%	93.55%					
OTHER	315	17	332	94.88%	5.12%					
<b>TOTAL</b>	<b>3,655</b>	<b>1,811</b>	<b>5,466</b>	<b>66.87%</b>	<b>33.13%</b>	<b>\$848.86</b>	<b>\$1,321.32</b>			



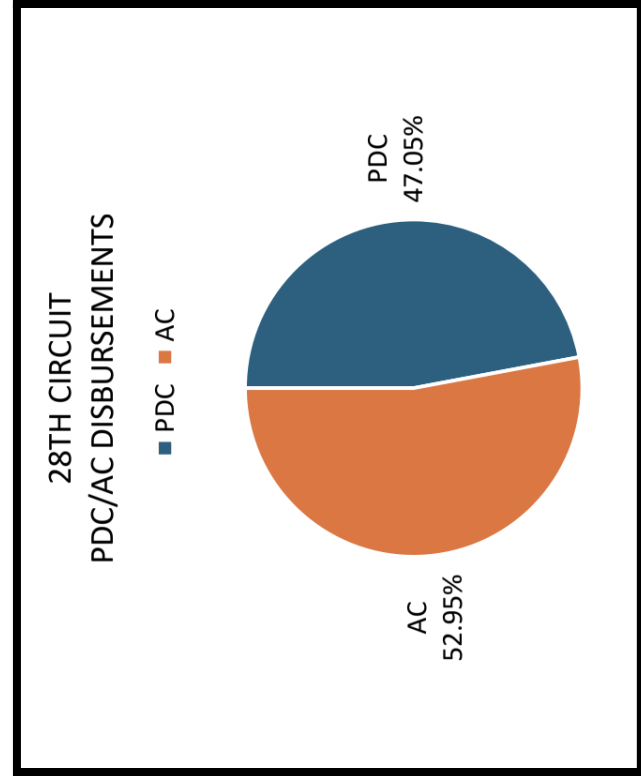
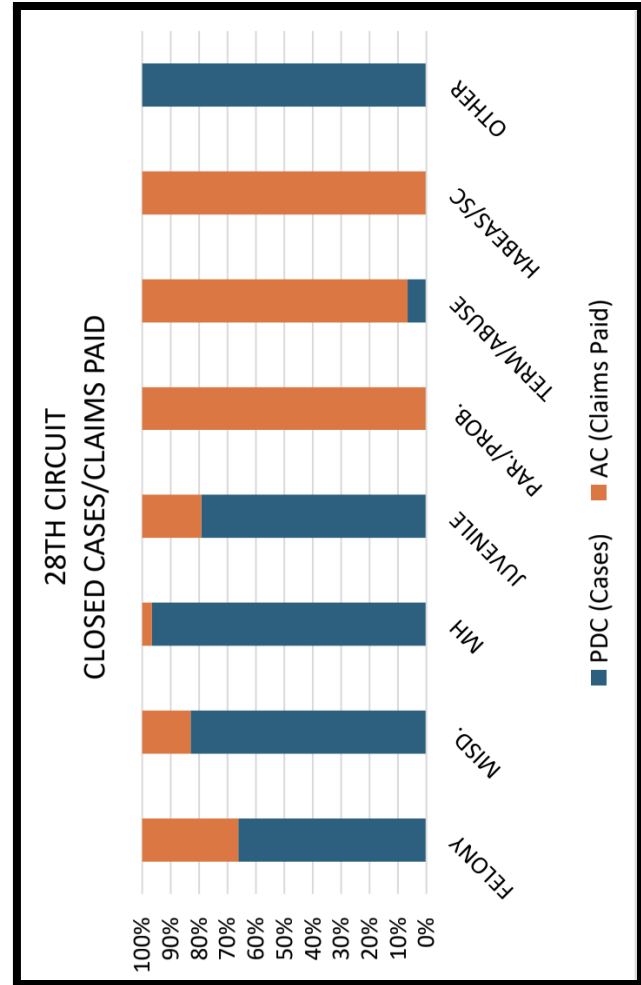
**25TH CIRCUIT (BOONE AND LINCOLN COUNTIES)  
 PDC CASES CLOSED COMPARED TO AC CLAIMS PAID FY 2024**

CASE TYPES	PDC	AC	TOTAL	%PDC	%AC	PDC DISBURSEMENTS	AC DISBURSEMENTS	TOTAL	%PDC	%AC
FELONY	276	129	405	68.15%	31.85%	\$897,661.33	\$863,751.79	\$1,761,413.12	50.96%	49.04%
MISD.	364	99	463	78.62%	21.38%					
MH	6	18	24	25.00%	75.00%					
JUVENILE	106	94	200	53.00%	47.00%					
PAR./PROB.	27	8	35	77.14%	22.86%					
TERM/ABUSE	42	263	305	13.77%	86.23%					
HABEAS/SC	1	7	8	12.50%	87.50%					
OTHER	9	6	15	60.00%	40.00%					
<b>TOTAL</b>	<b>831</b>	<b>624</b>	<b>1,455</b>	<b>57.11%</b>	<b>42.89%</b>	<b>\$1,080.22</b>	<b>\$1,384.22</b>	<b>\$1,761,413.12</b>	<b>50.96%</b>	<b>49.04%</b>



**28TH CIRCUIT (NICHOLAS COUNTY)  
 PDC CASES CLOSED COMPARED TO AC CLAIMS PAID FY 2024**

CASE TYPES	PDC	AC	TOTAL	%PDC	%AC	PDC DISBURSEMENTS	AC DISBURSEMENTS	TOTAL	%PDC	%AC
FELONY	131	67	198	66.16%	33.84%	\$427,422.30	\$480,978.05	\$908,400.35	47.05%	52.95%
MISD.	219	45	264	82.95%	17.05%					
MH	28	1	29	96.55%	3.45%					
JUVENILE	19	5	24	79.17%	20.83%					
PAR./PROB.	-	3	3	0.00%	100.00%					
TERM/ABUSE	17	241	258	6.59%	93.41%					
HABEAS/SC	-	9	9	0.00%	100.00%					
OTHER	10	-	10	100.00%	0.00%					
<b>TOTAL</b>	<b>424</b>	<b>371</b>	<b>795</b>	<b>53.33%</b>	<b>46.67%</b>	<b>\$1,008.07</b>	<b>\$1,296.44</b>			

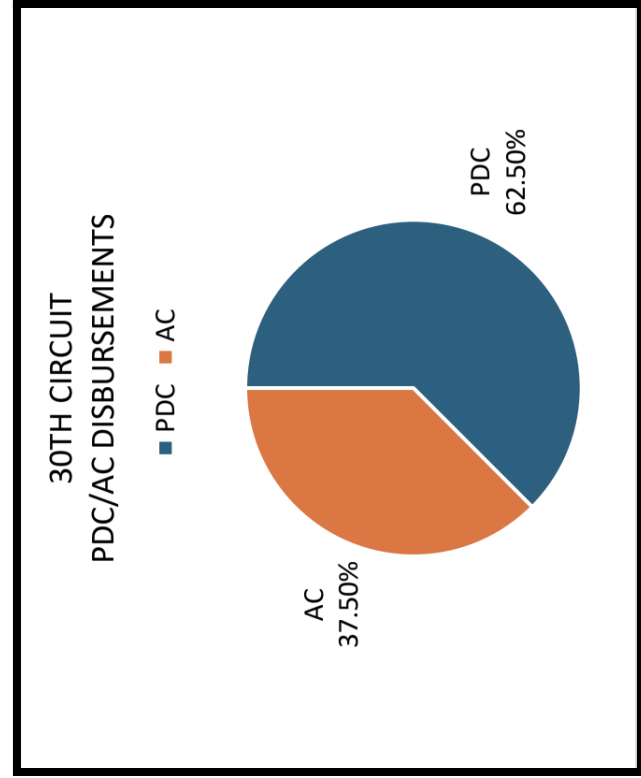
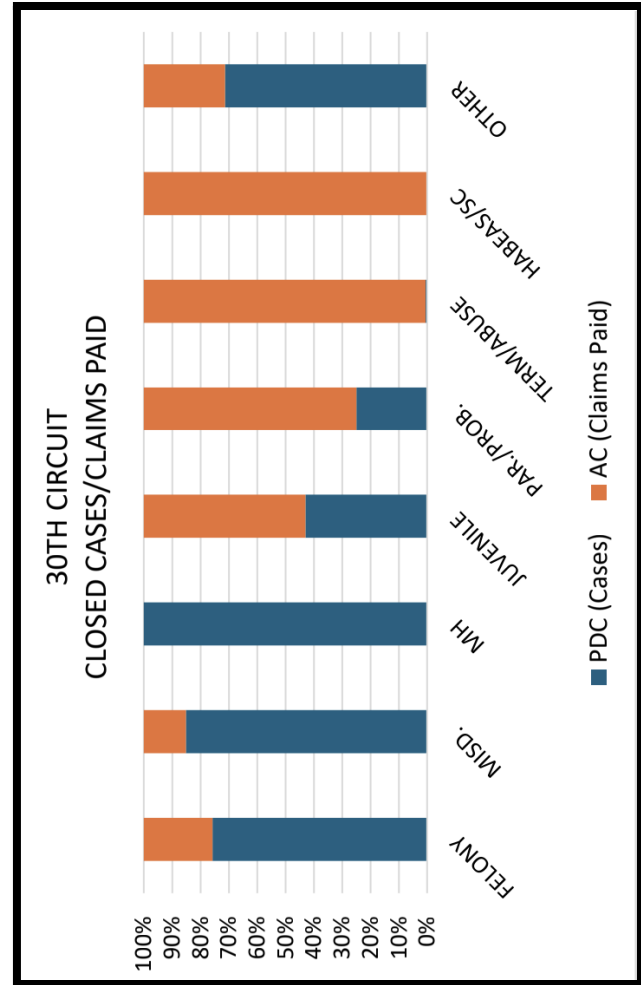


**30TH CIRCUIT (MINGO COUNTY)  
 PDC CASES CLOSED COMPARED TO AC CLAIMS PAID FY 2024**

CASE TYPES	PDC	AC	TOTAL	%PDC	%AC	PDC DISBURSEMENTS	AC DISBURSEMENTS	TOTAL	%PDC	%AC
FELONY	365	117	482	75.73%	24.27%	\$662,844.61	\$397,839.76	\$1,060,684.37	62.50%	37.50%
MISD.	211	37	248	85.08%	14.92%					
MH	35	-	35	100.00%	0.00%					
JUVENILE	6	8	14	42.86%	57.14%					
PAR./PROB.	1	3	4	25.00%	75.00%					
TERM/ABUSE	1	154	155	0.65%	99.35%					
HABEAS/SC	-	4	4	0.00%	100.00%					
OTHER	5	2	7	71.43%	28.57%					
<b>TOTAL</b>	<b>624</b>	<b>323</b>	<b>947</b>	<b>65.89%</b>	<b>34.11%</b>					

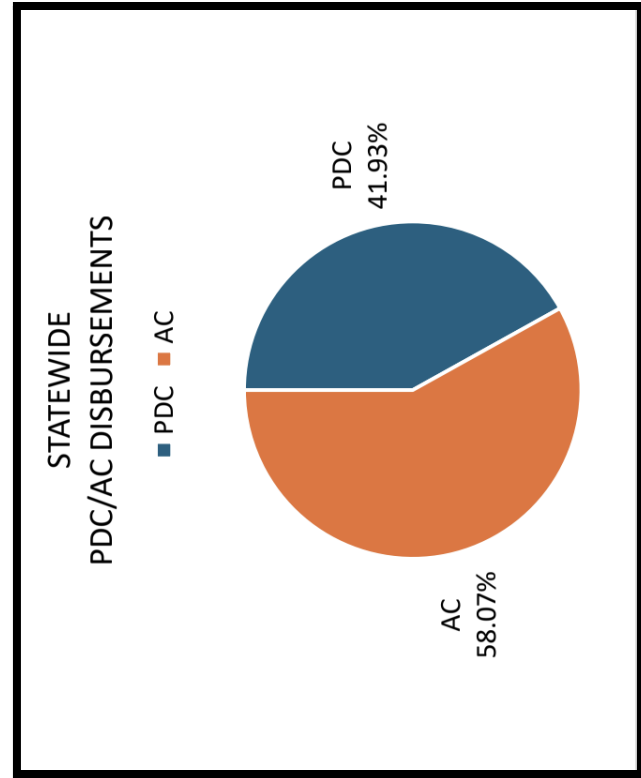
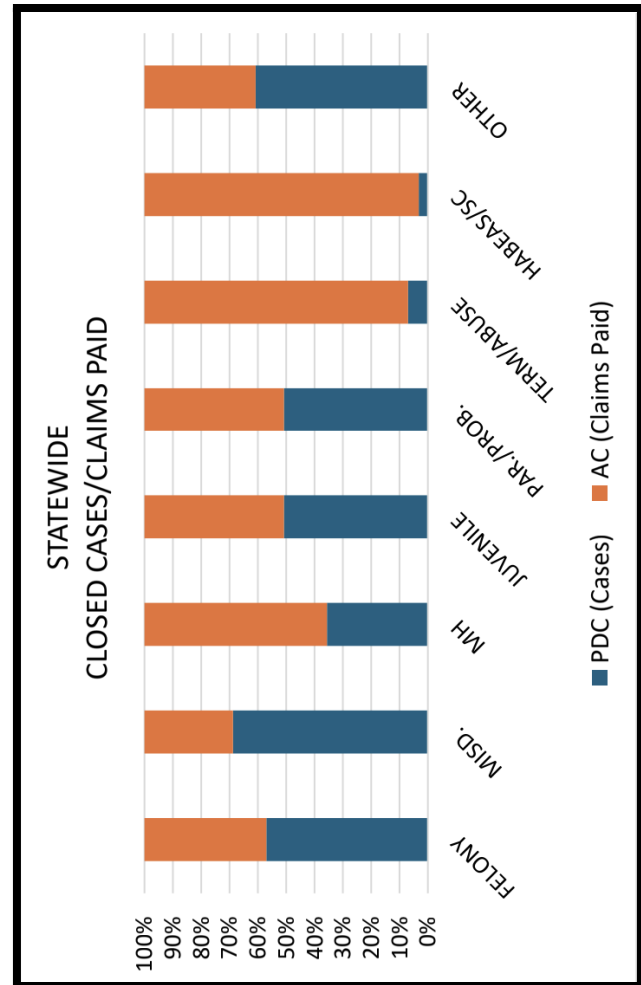
  

	PDC	AC	PER CASE
<b>AVG. PDC COST</b>	<b>\$1,062.25</b>		
<b>AVG. AC COST</b>		<b>\$1,231.70</b>	



**STATISTICS FOR BOTH PDC AND APPOINTED COUNSEL STATEWIDE  
 PDC CASES CLOSED COMPARED TO ALL AC CLAIMS PAID FY 2024**

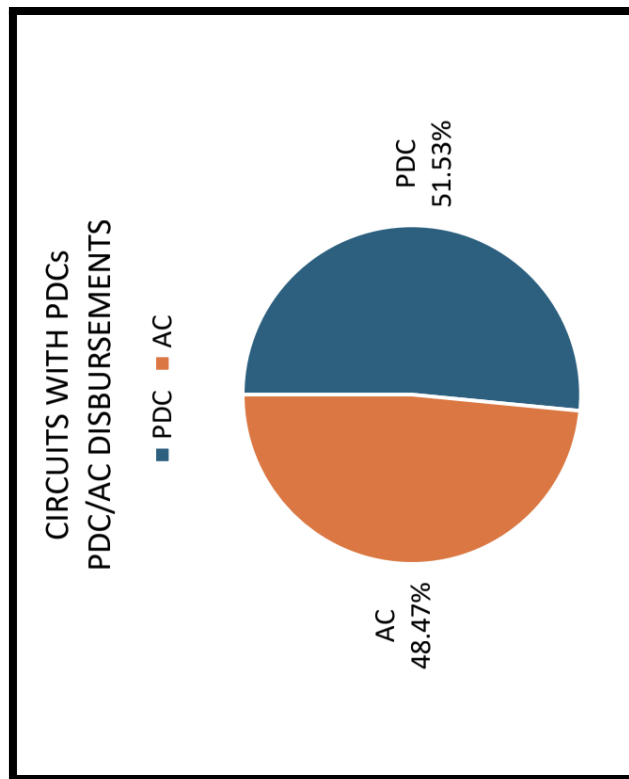
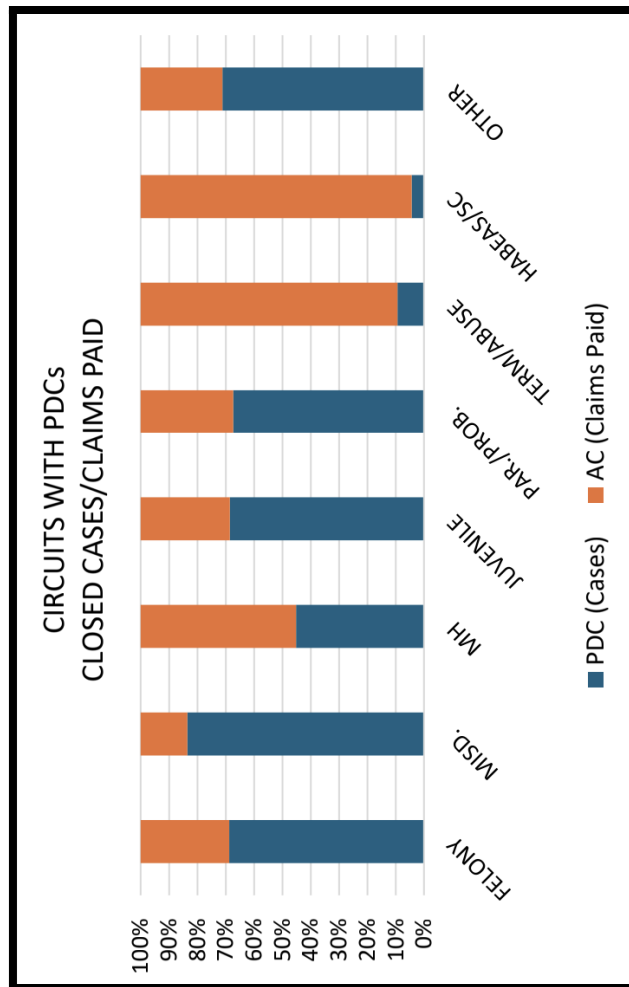
CASE TYPES	PDC	AC	TOTAL	%PDC	%AC	PDC DISBURSEMENTS	AC DISBURSEMENTS	TOTAL	%PDC	%AC
FELONY	9,020	6,813	15,833	56.97%	43.03%	\$24,083,055.31	\$33,357,957.60	\$57,441,012.91	41.93%	58.07%
MISD.	15,167	6,909	22,076	68.70%	31.30%					
MH	1,005	1,812	2,817	35.68%	64.32%					
JUVENILE	2,055	1,984	4,039	50.88%	49.12%					
PAR./PROB.	1,043	1,012	2,055	50.75%	49.25%					
TERM/ABUSE	775	10,378	11,153	6.95%	93.05%					
HABEAS/SC	15	442	457	3.28%	96.72%					
OTHER	1,609	1,038	2,647	60.79%	39.21%					
<b>TOTAL</b>	<b>30,689</b>	<b>30,388</b>	<b>61,077</b>	<b>50.25%</b>	<b>49.75%</b>	<b>\$784.75</b>	<b>\$1,097.73</b>			
				<b>AVG. PDC COST PER CASE</b>	<b>AVG. AC COST PER CASE</b>					



**ALL PUBLIC DEFENDER CORPORATIONS CIRCUITS (19 CIRCUITS, 30 COUNTIES) (Excludes Mason County)  
 PDC CASES CLOSED COMPARED TO AC CLAIMS (WITHIN PDC CIRCUITS) PAID FY 2024**

CASE TYPES	PDC	AC	TOTAL	%PDC	%AC	PDC DISBURSEMENTS	AC DISBURSEMENTS	TOTAL	%PDC	%AC
FELONY	9,020	4,112	13,132	68.69%	31.31%	\$24,083,055.31	\$22,649,285.66	\$46,732,340.97	51.53%	48.47%
MISD.	15,167	2,990	18,157	83.53%	16.47%					
MH	1,005	1,222	2,227	45.13%	54.87%					
JUVENILE	2,055	946	3,001	68.48%	31.52%					
PAR./PROB.	1,043	508	1,551	67.25%	32.75%					
TERM/ABUSE	775	7,503	8,278	9.36%	90.64%	\$784.75	\$1,240.58			
HABEAS/SC	15	324	339	4.42%	95.58%					
OTHER	1,609	652	2,261	71.16%	28.84%					
<b>TOTAL</b>	<b>30,689</b>	<b>18,257</b>	<b>48,946</b>	<b>62.70%</b>	<b>37.30%</b>					

	AVG. PDC COST PER CASE	AVG. AC COST PER CASE
FELONY	\$2,638.50	\$5,508.00
MISD.	\$1,588.00	\$1,392.00
MH	\$1,005.00	\$1,222.00
JUVENILE	\$1,024.38	\$1,312.00
PAR./PROB.	\$1,000.96	\$2,412.00
TERM/ABUSE	\$784.75	\$1,240.58
HABEAS/SC	\$15.00	\$324.00
OTHER	\$1,000.00	\$1,000.00
<b>TOTAL</b>	<b>\$784.75</b>	<b>\$1,240.58</b>





The WV Capitol Complex in Charleston, where vouchers are submitted and reviewed by the State Auditor.

# Appendix D:

## Appointed Counsel Payee Totals

- **Fees & Expenses Paid by Payee Total Claims in Descending Order**
  - Attorney Fees
  - Direct Expenses
  - Rojas
- **Fees & Expenses Paid By Payee Total Claims in Alphabetical Order**
  - Attorney Fees
  - Direct Expenses
  - Rojas
- **Travel Time**
- **Highest Compensated Panel Attorneys**
- **Travel and Investigative Expenses as Percentages of Total Expenses**

**Public Defender Services**  
**Appointed Counsel Fees And Expenses Paid Totals**  
**Fiscal Year 2022**

<b>Category</b>	<b>Total \$</b>	<b># of Claims</b>
<b>Fees &amp; Expenses</b>	\$30,487,016.05	39,232
<b>Direct Expenses</b>	\$393,131.18	324
<b>Rojas</b>	\$8,930.88	1
<b>FY 2022 Total</b>	\$30,889,078.11	39,557

**Public Defender Services**  
**Appointed Counsel Fees And Expenses Paid Totals**  
**Fiscal Year 2023**

<b>Category</b>	<b>Total \$</b>	<b># of Claims</b>
<b>Fees &amp; Expenses</b>	\$31,804,811.39	38,418
<b>Direct Expenses</b>	\$428,903.82	382
<b>Rojas</b>	\$32,040.00	8
<b>FY 2023 Total</b>	\$32,265,755.21	38,808

**Public Defender Services**  
**Appointed Counsel Fees And Expenses Paid Totals**  
**Fiscal Year 2024**

<b>Category</b>	<b>Total \$</b>	<b># of Claims</b>
<b>Fees &amp; Expenses</b>	\$32,685,399.84	37,522
<b>Direct Expenses</b>	\$668,090.96	429
<b>Rojas</b>	\$4,466.80	2
<b>FY 2024 Total</b>	\$33,357,957.60	37,953

# **Fees and Expenses Paid By Payee Fiscal Year 2022**

<b>PUBLIC DEFENDER SERVICES APPOINTED COUNSEL FEES AND EXPENSES PAID FISCAL YEAR 2022</b>			
<b>FEES</b>		<b>(DESCENDING ORDER BY TOTAL \$)</b>	
<b>PAYEE</b>	<b>TOTAL \$</b>	<b># OF CLAIMS</b>	<b>OFFICE LOCATION</b>
CHILDLAW SERVICES INC	\$372,333.34	138	PRINCETON WV
LYONS PHILLIPS LEGAL GROUP PLLC	\$350,910.55	460	MORGANTOWN WV
FUNKHOUSER & SMITH PLLC	\$323,176.97	420	HUNTINGTON WV
LAW OFFICE OF IRA RICHARDSON PLLC	\$262,645.82	290	CLIFTON TX
LAWRENCE E SHERMAN JR LC	\$262,126.17	462	ROMNEY WV
ROSINSKY LAW OFFICE	\$227,839.28	231	HUNTINGTON WV
RUTH LAW OFFICES PLLC	\$227,142.46	207	HUNTINGTON WV
HUGHART LAW OFFICE	\$226,057.54	173	SISSONVILLE WV
VICTOR & VICTOR LLP	\$219,413.46	220	GARDENDALE AL
THOMAS HANNA EVANS PLLC	\$215,524.75	187	CLIFTON TX
NESSSEL LAW FIRM	\$212,478.05	193	HUNTINGTON WV
BULLMAN & BULLMAN	\$209,393.40	269	CHARLESTON WV
MICHAEL R WHITT	\$207,470.00	65	HUNTINGTON WV
CAMPBELL & SMITH PLLC	\$204,777.56	289	CLIFTON TX
GWALTNEY LAW OFFICE	\$204,201.38	227	DELLSLOW WV
SHARON CHILDERS	\$198,831.17	358	CLIFTON TX
MOUNTAINEER LEGAL SERVICES PLLC	\$196,975.76	508	GARDENDALE AL
JAMELLA L LOCKWOOD	\$194,237.10	281	BUCKHANNON WV
MARK A BRAMBLE	\$193,496.17	216	CHARLESTON WV
LAW OFFICE OF KAREN S HATFIELD PLLC	\$188,594.06	431	CLIFTON TX
GREGG PHILLIP DAVIS	\$187,613.91	188	ARTHURDALE WV
BLANKENSHIP LAW	\$184,967.90	74	BARBOURSVILLE WV
ERIC K POWELL	\$177,953.75	161	CLIFTON TX
HYLTON LAW OFFICE PLLC	\$175,865.90	75	FAYETTEVILLE WV
WILSON LAW OFFICE	\$175,167.17	318	HUNTINGTON WV
HAGER & LAWSON PLLC	\$174,602.71	332	HUNTINGTON WV
WHITTEN LAW OFFICE LC	\$170,706.14	309	CLIFTON TX
SOUTHERN WV LAW CLINIC	\$168,977.29	76	GARDENDALE AL
SUSIE HILL ATTORNEY AT LAW PLLC	\$164,594.61	56	CROSS LANES WV
TENISHA DAWN CLINE	\$160,875.43	121	CLIFTON TX
KIRKPATRICK LAW OFFICE PLLC	\$160,387.78	265	HUNTINGTON WV
POLVERINI AND WIATER PLLC	\$159,737.92	111	HUNTINGTON WV
LAW OFFICE OF REBECCA S JOHNSON	\$158,701.37	98	CLIFTON TX
GREGORY R TINGLER	\$158,601.54	143	HUNTINGTON WV
EDMOND & BAUM PLLC	\$157,172.45	252	HUNTINGTON WV
DEAN E WILLIAMS	\$154,670.10	336	GARDENDALE AL
TIMOTHY H PRENTICE	\$153,907.97	236	HUNTINGTON WV
HUNTER ESCUE LAW PRACTICE CO	\$151,990.73	314	HURRICANE WV
ANDREW B CHATTIN	\$151,043.99	240	CHARLESTON WV
LAW FIRM OF M E SNEAD PLLC	\$146,544.05	222	WEBSTER SPRINGS WV

PUBLIC DEFENDER SERVICES APPOINTED COUNSEL FEES AND EXPENSES PAID FISCAL YEAR 2022			
FEES		(DESCENDING ORDER BY TOTAL \$)	
PAYEE	TOTAL \$	# OF CLAIMS	OFFICE LOCATION
L SCOTT BRISCOE	\$146,240.86	256	DANVILLE WV
R KEITH FLINCHUM	\$145,432.66	161	PRINCETON WV
KENNETH E CHITTUM AND ASSOCIATES PLLC	\$144,169.88	144	HUNTINGTON WV
PRITT & SPANO PLLC	\$142,907.80	232	GARDENDALE AL
SHAW & SHAW LC	\$141,812.79	165	HUNTINGTON WV
CLINE & SINGH PLLC	\$141,497.34	105	WEIRTON WV
HERBERT L HIVELY	\$141,301.39	394	GARDENDALE AL
DINARDI PETER D	\$140,382.52	102	GARDENDALE AL
JOHN M JURCO	\$137,362.74	46	ST CLAIRSVILLE OH
NIC DALTON LAW PLLC	\$135,499.83	106	PT PLEASANT WV
MATTHEW C BROCK	\$133,950.59	146	MORGANTOWN WV
SHAFFER LAW	\$133,217.14	174	CHARLESTON WV
DOTSENKO LAW OFFICES PLLC	\$132,936.93	100	GARDENDALE AL
HOLSTEIN LAW OFFICE	\$132,259.11	135	MADISON WV
LAW OFFICE OF FOLICKMAN & TURKETT PLLC	\$132,149.15	550	GARDENDALE AL
ANDREW TYLER RESETER	\$131,782.40	123	MORGANTOWN WV
LAW OFFICE OF MICHAEL SAFCSAK PLLC	\$128,831.16	252	CLIFTON TX
JANUTOLO LAW PLLC	\$128,109.32	215	HUNTINGTON WV
MANCHIN INJURY LAW GROUP PLLC	\$127,817.39	48	FAIRMONT WV
GARVIN LAW PLLC	\$127,132.10	103	NUTTER FORT WV
MCCLUNG LAW OFFICES	\$126,903.92	120	GARDENDALE AL
GRUNAU LAW OFFICES PLLC	\$126,773.16	114	HUNTINGTON WV
RICHARDSON DAVID B LAW OFFICE	\$124,925.55	155	WINFIELD WV
J A M LAW PLLC	\$123,966.08	164	HUNTINGTON WV
KENNY R STARCHER	\$121,118.00	95	CLIFTON TX
MOSES JOSEPH J	\$119,589.53	58	WHEELING WV
ADAMS LEGAL GROUP PLLC	\$119,338.05	77	SAN ANTONIO TX
NANCY A DALBY ATTORNEY AT LAW	\$119,079.58	82	GARDENDALE AL
SLAVEY & SHUMAKER PLLC	\$119,002.57	132	MORGANTOWN WV
NEISWONGER & WHITE	\$118,982.12	227	GARDENDALE AL
WEATHERHOLT LEGAL SERVICES PLLC	\$117,699.87	145	MOOREFIELD WV
MAIER LAW OFFICE LLC	\$117,403.61	80	PRINCETON WV
JEFFERY A DAVIS	\$115,702.51	59	HUNTINGTON WV
LAW OFFICE OF ROBBY N LONG LC	\$114,004.13	123	WINFIELD WV
DEAN MORGAN	\$112,535.32	137	CLIFTON TX
WILLIAM T NESTOR PLLC	\$112,441.33	161	ELKINS WV
PLANTS LAW FIRM PLLC	\$111,499.13	165	S CHARLESTON WV
RUMORA & RUMORA LC	\$111,110.45	111	HUNTINGTON WV
WIEDEL DIANA CARTER	\$110,882.32	63	GARDENDALE AL
TAYLOR HINKLE & TAYLOR INC	\$108,915.49	64	BECKLEY WV

<b>PUBLIC DEFENDER SERVICES APPOINTED COUNSEL FEES AND EXPENSES PAID FISCAL YEAR 2022</b>			
<b>FEES</b>		<b>(DESCENDING ORDER BY TOTAL \$)</b>	
<b>PAYEE</b>	<b>TOTAL \$</b>	<b># OF CLAIMS</b>	<b>OFFICE LOCATION</b>
NANNERS LAW OFFICE PLLC	\$108,370.04	193	BUCKHANNON WV
GLAZER SAAD ANDERSON LC	\$107,957.38	92	CLIFTON TX
BRIAN W BAILEY ATTORNEY AT LAW PLLC	\$107,141.52	151	HUNTINGTON WV
WELLS H DILLON	\$107,086.55	86	GARDENDALE AL
RABER LAW OFFICES PLLC	\$106,872.98	171	CLIFTON TX
KOSTENKO & OSGOOD LC	\$106,494.04	324	HUNTINGTON WV
CALLAGHAN & CALLAGHAN PLLC	\$106,319.49	33	SUMMERSVILLE WV
HAWKINS JAMES E JR	\$106,125.58	182	BUCKHANNON WV
ROBERT DUNLAP ESQ PLLC	\$105,841.40	90	BECKLEY WV
ARNOLD & BAILEY PLLC	\$105,031.56	79	CHARLES TOWN WV
THE LAW OFFICE OF SARA B HALL PLLC	\$104,836.63	113	GARDENDALE AL
LAW OFFICE OF LISA A GREEN	\$103,113.94	63	SHEPHERDSTOWN WV
HARCLERODE LAW PLLC	\$103,067.25	160	SHINNSTON WV
FREEMAN LAW OFFICES	\$102,965.36	221	CLIFTON TX
DEMOSS DAVID B	\$102,698.80	152	GARDENDALE AL
JOHN C ROGERS ATTORNEY AT LAW PLLC	\$102,120.09	269	HUNTINGTON WV
IAN T MASTERS	\$101,546.00	126	GERRARDSTOWN WV
LAW OFFICE OF DONNIE L ADKINS II PLLC	\$101,545.78	77	CLIFTON TX
LAW OFFICE OF CHRISTOPHER M WILSON PLLC	\$101,478.47	62	FAIRMONT WV
BRENT EASTON ATTORNEY AT LAW PLLC	\$101,416.21	145	DAVIS WV
JASON S LORD	\$100,246.24	124	CHARLESTON WV
SCOTT A SHOUGH	\$99,822.27	158	FAIRMONT WV
MAGANN LAW OFFICE PLLC	\$99,789.80	96	BLUEFIELD WV
BAKER & HONAKER PLLC	\$99,177.03	158	RIPLEY WV
LELA WALKER ATTORNEY AT LAW PLLC	\$98,591.40	221	OCEANA WV
WYCLIF S FARQUHARSON	\$97,673.50	56	HUNTINGTON WV
THE RIDDELL LAW GROUP PLLC	\$97,348.59	126	MARTINSBURG WV
REBECCA E MICK	\$97,143.10	78	HUNTINGTON WV
JOSHUA W ORNDORFF PLLC	\$96,909.08	239	MOOREFIELD WV
KURELAC LAW OFFICE	\$96,780.04	68	MOUNDSVILLE WV
KATRINA M CHRIST ATTORNEY AT LAW	\$96,690.92	40	CLIFTON TX
CHRISTIAN MATTHEW HICKMAN	\$95,597.84	132	FAIRMONT WV
WILLIAM PRENTICE YOUNG PLLC	\$95,536.86	21	GARDENDALE AL
LAW OFFICE OF HEATHER L STARCHER	\$95,313.88	52	PARKERSBURG WV
LAW OFFICE OF DAVID B KELLEY	\$95,303.55	52	PRINCETON WV
KRATOVIL LAW OFFICES PLLC	\$94,032.48	136	GARDENDALE AL
FRANCES C WHITEMAN	\$93,831.38	90	MORGANTOWN WV
LAW OFFICES OF JASON STEDMAN	\$93,475.47	145	MARTINSBURG WV
LAW OFFICE OF HUNTER SIMMONS	\$92,982.29	540	BUCKHANNON WV
GREGORY G MICHAEL	\$92,730.91	169	FAIRMONT WV

<b>PUBLIC DEFENDER SERVICES APPOINTED COUNSEL FEES AND EXPENSES PAID FISCAL YEAR 2022</b>			
<b>FEES</b>		<b>(DESCENDING ORDER BY TOTAL \$)</b>	
<b>PAYEE</b>	<b>TOTAL \$</b>	<b># OF CLAIMS</b>	<b>OFFICE LOCATION</b>
THE FORD LAW FIRM PLLC	\$91,990.63	95	LEWISBURG WV
LANCE E ROLLO	\$91,474.93	113	MORGANTOWN WV
TIMBERA C WILCOX	\$91,436.44	224	CLIFTON TX
KEVIN P DAVIS	\$90,876.10	237	CLIFTON TX
ELLIOTT E WORKMAN PLLC	\$90,767.19	108	HUNTINGTON WV
LAW OFFICE OF DAVID A MASCIO	\$90,421.53	36	CLIFTON TX
JIMMY SCOTT MCPHERSON JR	\$90,318.80	46	HUNTINGTON WV
BELLOMY & TURNER LC	\$89,893.14	397	HUNTINGTON WV
ROBIN CISCO	\$89,071.16	53	HUNTINGTON WV
ROBERT E WILKINSON ATTORNEY AT LAW	\$87,871.01	31	HUNTINGTON WV
STEPTOE & JOHNSON PLLC	\$87,169.90	57	BRIDGEPORT WV
TODD R MEADOWS	\$87,133.86	70	HUNTINGTON WV
LATACHIA MILLER ESQUIRE PLLC	\$87,125.87	84	BECKLEY WV
COURTRIGHT LAW OFFICES PLLC	\$87,108.66	64	HURRICANE WV
KLATT LAW OFFICES PLLC	\$86,982.25	93	CLIFTON TX
NELSON LEGAL SERVICES LC	\$86,882.67	95	PETERSBURG WV
JUSTON H MOORE PLLC	\$86,577.81	153	WAYNE WV
JAMES RUDOLPH MARTIN	\$83,894.59	154	CHARLESTON WV
THE KUHL LAW OFFICE PLLC	\$83,548.48	138	HURRICANE WV
ANDREW NEIL FRYE III	\$83,510.85	86	CLIFTON TX
UMINA LEGAL PLLC	\$83,023.53	70	CLIFTON TX
CHARLES YOUNGER	\$82,831.06	95	HARDY KY
M SANTA BARBARA LAW OFFICE	\$81,804.02	173	MARTINSBURG WV
BRILL JONATHAN G PLLC	\$80,582.85	106	ROMNEY WV
CISCO-STURGELL KATHRYN	\$80,568.00	62	HUNTINGTON WV
MARK E HOBBS	\$80,358.66	64	CHAPMANVILLE WV
CHARLES R HAMILTON	\$78,938.55	155	CHARLESTON WV
RJH LAW	\$78,839.76	111	INWOOD WV
HANDLEY & HUNT PLLC	\$78,593.83	96	POINT PLEASANT WV
F JOHN OSHOWAY	\$78,213.67	74	PARKERSBURG WV
GUNNOE LAW OFFICE	\$78,037.40	83	LEWISBURG WV
LEFLER & BOGGS PLLC	\$77,457.74	63	GARDENDALE AL
ANDERSON LAW OFFICE PLLC	\$77,401.44	117	HUNTINGTON WV
FARNSWORTH LAW OFFICE	\$74,284.59	110	CLIFTON TX
LAW OFFICE OF KEVIN C SPONAUGLE PLLC	\$73,012.87	112	FRANKLIN WV
COOK LAW OFFICES PLLC	\$72,837.64	136	HUNTINGTON WV
JOHN A SCOTT	\$72,229.09	133	GARDENDALE AL
WILLIAMS JOHN E JR	\$72,140.30	102	PRINCETON WV
LAW FIRM OF A JOSEPH MUNOZ	\$71,524.00	44	PARKERSBURG WV
LOSH MOUNTAIN LEGAL SERVICES	\$71,485.50	47	CLARKSBURG WV

<b>PUBLIC DEFENDER SERVICES APPOINTED COUNSEL FEES AND EXPENSES PAID FISCAL YEAR 2022</b>			
<b>FEES</b>		<b>(DESCENDING ORDER BY TOTAL \$)</b>	
<b>PAYEE</b>	<b>TOTAL \$</b>	<b># OF CLAIMS</b>	<b>OFFICE LOCATION</b>
VAN ZANT SUSAN J LC	\$71,336.08	112	WILLIAMSON WV
BETTY GREGORY LAW	\$70,638.47	120	GLENVILLE WV
J ROBAY LAW PLLC	\$69,814.82	119	BRIDGEPORT WV
STEVEN M THORNE	\$69,791.20	135	LOGAN WV
BARNEY LAW PLLC	\$69,619.46	109	HURRICANE WV
LESLIE LEGAL PLLC	\$69,124.49	112	CLIFTON TX
GENTILOZZI & ASSOCIATES	\$68,599.53	217	CLARKSBURG WV
COLLEEN M BROWN-BAILEY	\$68,557.87	48	BECKLEY WV
BEAVERS LAW FIRM PLLC	\$68,071.69	32	HUNTINGTON WV
MCCOY INJURY LAW PLLC	\$67,746.44	25	FAIRMONT WV
REBECCA ANN MATHEWS	\$67,588.89	38	ANDALUSIA AL
LAW OFFICE OF NICHOLAS FORREST COLVIN ESQ PLLC	\$67,527.28	38	MARTINSBURG WV
CLAY LAW FIRM PLLC	\$67,374.15	39	FAYETTEVILLE WV
SELDEN LAW OFFICES LC	\$67,031.97	41	BECKLEY WV
LAW OFFICE OF MARY ELLEN BINNS DAVIS	\$66,999.89	40	MARTINSBURG WV
MARK EVERETT ATTORNEY AT LAW PLLC	\$66,511.62	129	MORGANTOWN WV
LAW OFFICES OF PAUL G TAYLOR PLLC	\$65,911.64	73	MARTINSBURG WV
ISNER LAW OFFICE LC INC	\$65,671.35	70	HUNTINGTON WV
TYLER K COTTRILL	\$65,232.99	61	GARDENDALE AL
JEFFREY K MATHERLY	\$64,748.67	52	MARTINSBURG WV
THE BRIGHT LAW FIRM PLLC	\$64,603.56	61	KINGWOOD WV
LIGHTNER LAW OFFICES PLLC	\$64,589.55	73	SCOTT DEPOT WV
STURM HEIDI M GEORGI	\$64,586.44	40	GARDENDALE AL
MATTHEW HALL FAIR ATTORNEY AT LAW	\$64,418.50	132	ELKINS WV
MOORE & ASSOCIATES A PROFESSIONAL CORPORATION	\$63,096.39	35	HUNTINGTON WV
L VICTOR NAVY	\$63,031.27	114	GARDENDALE AL
JOSEPH A CURIA III	\$62,450.71	74	CHARLESTON WV
BLAIR JERRY	\$62,041.68	57	GARDENDALE AL
MCCLURE LAW PLLC	\$61,554.78	65	CLARKSBURG WV
PULLIN FOWLER FLANAGAN BROWN & POE PLLC	\$61,554.12	100	CHARLESTON WV
WILDMAN ERIC KEITH	\$61,542.39	101	GARDENDALE AL
LAW OFFICES OF DREAMA D SINKKANEN	\$61,531.60	54	HUNTINGTON WV
SARA CHAPMAN LAW PLLC	\$61,089.45	54	HUNTINGTON WV
KRISTOPHER FAERBER	\$61,005.78	54	HUNTINGTON WV
JONATHAN FITTRO	\$60,529.53	67	HUNTINGTON WV
MELISSA T ROMAN PLLC	\$60,319.79	58	MOUNT CLARE WV
THOMAS J PRALL	\$60,148.07	145	WESTON WV
SHREVE LAW FIRM	\$59,917.08	146	CINCINNATI OH
NETHKEN LAW OFFICE PLLC	\$59,665.92	318	HUNTINGTON WV
LAW OFFICE OF WARD MORGAN	\$59,388.51	54	BLUEFIELD WV

<b>PUBLIC DEFENDER SERVICES APPOINTED COUNSEL FEES AND EXPENSES PAID FISCAL YEAR 2022</b>			
<b>FEES</b>		<b>(DESCENDING ORDER BY TOTAL \$)</b>	
<b>PAYEE</b>	<b>TOTAL \$</b>	<b># OF CLAIMS</b>	<b>OFFICE LOCATION</b>
HARVEY & JANUTOLO	\$59,025.01	30	HUNTINGTON WV
KETTERING DELLIGATTI LAW OFFICES PLLC	\$58,858.31	99	FAIRMONT WV
JOHN M THOMPSON	\$58,628.96	107	HUNTINGTON WV
HARDY LAW FIRM	\$58,108.73	58	HILLSBORO WV
FRANCIS ERIC M	\$58,040.11	42	HUNTINGTON WV
ADAMS LAW FIRM PLLC	\$57,569.85	41	GARDENDALE AL
TREADWAY JOHN H JR	\$57,242.65	106	MOOREFIELD WV
GARRETT & GARRETT	\$57,167.57	24	MATHIAS WV
WILLIAM T RICE	\$56,723.64	29	GARDENDALE AL
JENNIFER L ANDERSON PLLC	\$56,602.34	124	HUNTINGTON WV
KEITH WHITE ATTORNEY AT LAW	\$56,601.50	56	ST MARYS WV
OSBORNE & ASSOCIATES PLLC	\$56,418.03	53	HUNTINGTON WV
EDMUND J ROLLO	\$56,026.38	135	MORGANTOWN WV
HOWARD J BLYLER ATTORNEY AT LAW	\$55,444.65	93	COWEN WV
CONAWAY & CONAWAY	\$54,845.50	98	MADISON WV
STEVEN MCKAY WRIGHT	\$54,842.50	36	HUNTINGTON WV
DASCOLI LAW OFFICE	\$54,587.56	228	GARDENDALE AL
KEATON FRAZER MILLESON & DANTE PLLC	\$54,346.00	80	ROMNEY WV
SANDERS & AUSTIN	\$54,258.91	65	HUNTINGTON WV
CARL P BRYANT	\$54,030.74	84	GARDENDALE AL
SHAFFER LAW OFFICES	\$53,752.83	31	WHEELING WV
COWDEN LAW OFFICES	\$53,451.86	33	WEIRTON WV
DERRICK W LEFLER ATTORNEY AT LAW	\$53,346.23	65	PRINCETON WV
GIANOLA BARNUM BECHTEL & JECKLIN LC	\$53,290.30	12	MORGANTOWN WV
THE ASPEN LAW OFFICE PLLC	\$53,260.95	35	DANIELS WV
DAVID R TYSON	\$53,180.50	75	HUNTINGTON WV
WALLACE MICHAEL K	\$53,015.42	48	SOUTH CHARLESTON WV
LENA D PRATT	\$52,669.80	39	LOGAN WV
ERICA BRANNON GUNN ATT AT LAW PLLC	\$52,249.59	197	HUNTINGTON WV
MCCOID LAW OFFICES PLLC	\$51,864.98	24	WHEELING WV
HOLLANDSWORTH RICHARD W	\$51,754.87	164	GARDENDALE AL
HILL LAW FIRM PLLC	\$51,692.49	45	CHARLESTON WV
CAMPBELL WOODS PLLC	\$51,377.04	36	HUNTINGTON WV
LAMBERT LAW OFFICES PLLC	\$51,253.49	50	HURRICANE WV
LAW OFFICE OF B SCOTT WOLFE PLLC	\$51,224.01	35	HARRISVILLE WV
SCALES LAW OFFICE	\$51,132.27	30	MARTINSBURG WV
POWER BECK & MATZUREFF	\$51,003.74	21	MARTINSBURG WV
NOLAN LAW FIRM	\$50,683.10	131	HUNTINGTON WV
RODGERS JEFFREY S	\$50,672.61	88	HUNTINGTON WV
STEED DEBRA L PLLC	\$50,405.85	36	PARKERSBURG WV

<b>PUBLIC DEFENDER SERVICES APPOINTED COUNSEL FEES AND EXPENSES PAID FISCAL YEAR 2022</b>			
<b>FEES</b>		<b>(DESCENDING ORDER BY TOTAL \$)</b>	
<b>PAYEE</b>	<b>TOTAL \$</b>	<b># OF CLAIMS</b>	<b>OFFICE LOCATION</b>
PETTIJOHN LAW GROUP LC	\$49,459.16	113	HUNTINGTON WV
YANNI LAW FIRM	\$49,348.29	124	CHARLES TOWN WV
BEAN & BEAN	\$48,622.50	88	MOOREFIELD WV
JEFFREY B REED ATTORNEY PLLC	\$48,601.72	23	PARKERSBURG WV
MARK D PANEPINTO	\$48,240.03	21	WHEELING WV
PHILLIP RAY AMICK	\$48,173.92	30	HUNTINGTON WV
FRED F HOLROYD	\$48,030.44	117	GARDENDALE AL
MAX H WHITE PLLC	\$47,946.76	158	KEYSER WV
MICHAEL ALLEN HICKS	\$47,486.87	52	GRANTSVILLE WV
DEAN LAW OFFICES PLLC	\$47,386.14	75	GARDENDALE AL
LAW OFFICES OF JAMES W GABEHART	\$47,287.54	85	LEBANON TN
CRANSTON & EDWARDS PLLC	\$47,249.51	75	MORGANTOWN WV
ALLISON K HUSON	\$47,177.26	45	HUNTINGTON WV
ANDREA P POWELL	\$46,999.36	18	HUNTINGTON WV
KENNETH J BARNETT LC	\$46,056.73	22	SUMMERSVILLE WV
BERNARD R MAUSER	\$45,668.74	46	SUTTON WV
RAY LAW PLLC	\$45,165.02	43	HUNTINGTON WV
ELIZABETH B WARNICK ATTORNEY	\$44,979.65	18	BRUCETON MILLS WV
FLANIGAN LAW OFFICE	\$44,658.88	93	HUNTINGTON WV
RANDALL D WALL	\$44,574.60	394	HUNTINGTON WV
CATHRYN A NOGAY	\$44,294.16	22	WEIRTON WV
JOHN WOODS	\$43,919.71	144	BELLEVILLE WV
KIRBY & ASHLEY LC	\$42,949.27	42	HUNTINGTON WV
DAVID G THOMPSON	\$42,580.09	96	PINEVILLE WV
ROZAS LAW OFFICE LLC	\$42,512.36	63	CUMBERLAND MD
JESSICA E MYERS	\$42,182.88	45	PARKERSBURG WV
MORIAH MYERS	\$42,150.68	51	HUNTINGTON WV
KAVITZ LAW PLLC	\$42,073.19	131	CLIFTON TX
GEORGE M TORRES	\$41,923.07	49	VIENNA WV
SHAFFER & SHAFFER	\$41,481.20	96	MADISON WV
WHITE LAW OFFICE	\$41,315.51	32	MOUNDSVILLE WV
WHEATON LAW PLLC	\$41,100.00	45	MARTINSBURG WV
SCHEETZ CHRISTOPHER A	\$40,284.23	26	GARDENDALE AL
DYER LAW OFFICES	\$40,188.49	25	CLARKSBURG WV
ASBURY LAW OFFICE PLLC	\$39,958.38	27	CLIFTON TX
JERRY M LYALL	\$39,842.37	34	HUNTINGTON WV
HATFIELD LAW A LEGAL CORPORATION	\$39,268.74	46	BARBOURSVILLE WV
BLACKWATER LAW PLLC	\$39,160.16	16	HUNTINGTON WV
STACY LAW OFFICES	\$38,879.28	94	HUNTINGTON WV
MCCLURE GOAD PLLC	\$38,640.31	184	HUNTINGTON WV

<b>PUBLIC DEFENDER SERVICES APPOINTED COUNSEL FEES AND EXPENSES PAID FISCAL YEAR 2022</b>			
<b>FEES</b>		<b>(DESCENDING ORDER BY TOTAL \$)</b>	
<b>PAYEE</b>	<b>TOTAL \$</b>	<b># OF CLAIMS</b>	<b>OFFICE LOCATION</b>
DEVORE LAW OFFICE PLLC	\$38,428.00	38	HUNTINGTON WV
LAW OFFICES OF JOHN B BROOKS PLLC	\$38,074.35	45	HUNTINGTON WV
DIXON LAW OFFICE PLLC	\$37,463.61	28	HUNTINGTON WV
G TODD HOUCK ATTORNEY AT LAW LC	\$37,453.58	89	MULLENS WV
YOST LAW PLLC	\$37,411.85	44	WESTOVER WV
JOHN F PARKULO	\$37,104.50	29	HUNTINGTON WV
JASON D HARWOOD	\$36,163.84	114	LOGAN WV
JAMES D STACY	\$36,127.67	110	HUNTINGTON WV
KARICKHOFF DAVID	\$36,042.04	148	SUTTON WV
ANN M MORELLI ESTATE	\$35,895.91	69	CLIFTON TX
KEVIN R CONNOLEY	\$35,850.06	18	MORGANTOWN WV
LUPARDUS LAW OFFICE	\$35,840.72	39	CLIFTON TX
MARTINO GARY J	\$35,644.00	55	ANMOORE WV
R STEPHEN DAVIS	\$35,558.00	10	BECKLEY WV
TIPTON LAW OFFICES	\$35,448.72	46	MORGANTOWN WV
GLORIA M STEPHENS	\$35,110.57	20	WELCH WV
MCGRAW LAW OFFICES	\$34,772.20	30	PROSPERITY WV
CHRISTOPHER S MOOREHEAD	\$34,599.40	29	FAYETTEVILLE WV
DIEHL LAW PLLC	\$34,470.25	15	MARTINSBURG WV
CYNTHIA J JARRELL	\$34,437.51	9	DANVILLE WV
KUHN & HAINES LC	\$34,031.10	44	KEYSER WV
LAW OFFICE OF P ZACHARY STEWART PLLC	\$33,939.35	15	WEIRTON WV
MICHAEL N EACHUS	\$33,850.59	12	HUNTINGTON WV
GREINER & CYRUS LC	\$33,639.63	37	HUNTINGTON WV
ROBYN M BABINEAU ATTORNEY AT LAW	\$33,413.70	32	FAIRMONT WV
MANN & MANN LAW OFFICE	\$33,072.26	28	HINTON WV
CARRIE F DEHAVEN	\$32,531.84	20	LEWISBURG WV
HUMBERSON DON A	\$32,229.25	28	GARDENDALE AL
WITT LAW PLLC	\$31,903.88	23	HUNTINGTON WV
CONWAY LAW OFFICE	\$31,841.00	70	HUNTINGTON WV
STROEBEL & STROEBEL PLLC	\$31,103.15	27	CHARLESTON WV
STONE ROBERT C JR PLLC	\$31,090.81	21	MARTINSBURG WV
LONG LAW OFFICES PLLC	\$30,674.18	60	SCOTT DEPOT WV
WILLIAM L PENNINGTON	\$30,398.74	58	MORGANTOWN WV
DAMON B MORGAN	\$30,174.41	126	POINT PLEASANT WV
NEXT STEP LEGAL	\$30,082.39	82	WILLIAMSON WV
LESLIE L MAZE	\$29,877.61	33	ELIZABETH WV
JOHN CLARK ANDERSON	\$29,715.10	42	HUNTINGTON WV
JAMES A MCCOY	\$29,675.35	32	HAMLIN WV
LAW OFFICES OF CRAIG P ERHARD PLLC	\$28,957.95	65	FAIRMONT WV

PUBLIC DEFENDER SERVICES APPOINTED COUNSEL FEES AND EXPENSES PAID FISCAL YEAR 2022			
FEES		(DESCENDING ORDER BY TOTAL \$)	
PAYEE	TOTAL \$	# OF CLAIMS	OFFICE LOCATION
WILLIAM O HUFFMAN	\$28,419.27	30	PRINCETON WV
SIDNEY H BELL	\$28,302.10	20	CLIFTON TX
JUDY & JUDY	\$28,280.00	21	MOOREFIELD WV
SMITH CLINTON W	\$28,007.00	51	CHARLESTON WV
TAYLOR LAW OFFICE	\$27,917.00	19	MORGANTOWN WV
LAW OFFICE OF KIMBERLY E MCGANN PLLC	\$27,902.73	35	HUNTINGTON WV
HATFIELD & HATFIELD PLLC	\$27,898.46	65	MADISON WV
LAW OFFICE OF COURTNEY L AHLBORN PLLC	\$27,316.59	25	CLIFTON TX
BOTTNER & ASSOCIATES ATTORNEYS AT LAW	\$27,157.47	47	CHARLES TOWN WV
KUENZEL & ASSOCIATES PLLC	\$27,151.19	49	CHAPMANVILLE WV
BOWEN LAW OFFICE PLLC	\$26,459.42	16	WEST HAMLIN WV
THE BISCHOFF LAW FIRM PLLC	\$26,372.87	15	SHEPHERDSTOWN WV
JENNIFER N TAYLOR	\$25,818.28	81	CHARLESTON WV
HUNT LEGAL GROUP PLLC	\$25,480.72	43	FAIRVIEW WV
JACK WOOD	\$25,375.38	31	WEIRTON WV
HOLLY W HINERMAN	\$25,080.88	17	HUNTINGTON WV
SAUNDERS MESKE PLLC	\$24,993.05	17	SHEPHERDSTOWN WV
JOHNSON LAW OFFICE PLLC	\$24,985.83	35	ELEANOR WV
TRUMP & TRUMP LC	\$24,183.20	14	BERKELEY SPRINGS WV
ROBB O LIVINGOOD	\$24,150.97	28	CLIFTON TX
BRIAN D YOST	\$24,048.03	16	HURRICANE WV
BELINDA A HAYNIE	\$23,968.59	10	MORGANTOWN WV
BAILEY LEGAL SERVICES PLLC	\$23,893.17	20	HUNTINGTON WV
ADDAIR LAW OFFICE PLLC	\$23,892.53	31	HURRICANE WV
MICHAEL E FROBLE	\$23,188.00	21	HUNTINGTON WV
LAW OFFICE OF JUSTIN D PRITT PLLC	\$22,265.98	22	GARDENDALE AL
ALEXANDER LAW OFFICES PLLC	\$22,000.05	11	CLIFTON TX
LAW OFFICES OF CARIN KRAMER PLLC	\$21,525.41	39	LEWISBURG WV
JAMES T CAREY	\$21,180.99	45	WEIRTON WV
FRAZIER OXLEY & PROCTOR LC	\$21,176.32	15	HUNTINGTON WV
CONRAD & CONRAD PLLC	\$21,162.15	26	HUNTINGTON WV
STERN & EISENBERG PC	\$21,046.73	34	WARRINGTON PA
TALBERT LAW PLLC	\$21,019.86	67	HUNTINGTON WV
BOUCHILLON CROSSAN & COLBURN LC	\$20,971.64	12	HUNTINGTON WV
MARLA ZELENE HARMAN	\$20,205.35	9	HUNTINGTON WV
COLLINS LAW OFFICE PLLC	\$20,180.00	29	CLIFTON TX
JUBA-PLUMLEY ROSALEE	\$19,942.00	8	ELEANOR WV
BENNETT LAW	\$19,450.82	29	PETERSBURG WV
BURTON LAW OFFICE	\$19,334.00	6	GARDENDALE AL
KLIE LAW OFFICES PLLC	\$19,057.13	16	BUCKHANNON WV

<b>PUBLIC DEFENDER SERVICES APPOINTED COUNSEL FEES AND EXPENSES PAID FISCAL YEAR 2022</b>			
<b>FEES</b>		<b>(DESCENDING ORDER BY TOTAL \$)</b>	
<b>PAYEE</b>	<b>TOTAL \$</b>	<b># OF CLAIMS</b>	<b>OFFICE LOCATION</b>
TROZZO LOWERY WESTON & ROCK	\$18,771.20	37	CUMBERLAND MD
HUNTER LAW OFFICE	\$18,729.08	20	SCOTT DEPOT WV
MOLAW PLLC	\$18,728.73	36	CLIFTON TX
DAVENPORT & KNIPP PLLC	\$18,672.74	24	WEST HAMLIN WV
ILDERTON LAW PLLC	\$18,587.67	61	LOGAN WV
MALLETT SHANE M LAW OFFICES	\$18,009.17	22	WHEELING WV
J LAW	\$17,921.43	24	VIENNA WV
BOGARAD SHARON N	\$17,514.01	7	WEIRTON WV
BENNETT LAW LC	\$17,497.61	18	HUNTINGTON WV
BRENDAN DONEGHY	\$17,375.43	43	CHARLESTON WV
THE LAW OFFICE OF TAYLOR GRAHAM	\$16,851.96	17	HUNTINGTON WV
MARTIN LAW FIRM	\$16,787.81	27	NITRO WV
DICKEN LAW PLLC	\$16,738.40	24	MORGANTOWN WV
LUSK & BRADFORD PLLC	\$16,728.90	25	BECKLEY WV
GLOVER LEGAL PLLC	\$16,368.32	26	CLARKSBURG WV
WAYNE KING	\$16,344.00	9	CLIFTON TX
CALWELL LUCE DITRAPANO PLLC	\$16,015.93	14	CHARLESTON WV
SHAWN D BAYLISS	\$15,862.44	27	HURRICANE WV
PATRICIA A KURELAC ATTORNEY AT LAW	\$15,598.52	11	MOUNDSVILLE WV
CATHE L MORELAND PLLC	\$15,355.72	17	ROMNEY WV
KATZ WORKING FAMILIES LAW FIRM LC	\$15,316.54	13	CHARLESTON WV
TYREE EMBREE & ASSOCIATES PLLC	\$15,233.69	21	HURRICANE WV
ANDREW C COOK	\$15,086.00	39	MORGANTOWN WV
WHITE & CLYBURN LAW OFFICES	\$14,842.82	8	MOUNDSVILLE WV
ROBERT W BRIGHT	\$14,707.73	16	MIDDLEPORT OH
PAULA L HARBOUR ATTORNEY AT LAW PLLC	\$14,595.12	19	HUNTINGTON WV
BRIAN C DEMPSTER	\$14,354.21	28	CLIFTON TX
ADKINS LAW OFFICE PLLC	\$14,051.25	6	CLIFTON TX
OLCOTT LAW OFFICE	\$13,802.21	2	CHARLESTON WV
HARDY PENCE PLLC	\$13,713.50	8	CHARLESTON WV
RAMSEY LAW OFFICE	\$13,702.39	13	DANIELS WV
DAVID MIRHOSEINI ATTORNEY AT LAW	\$13,485.56	13	GARDENDALE AL
LAW OFFICE OF JEFF C WOODS	\$13,464.49	26	SCOTT DEPOT WV
D CONRAD GALL	\$13,402.58	32	FAIRMONT WV
SAMMONS OLIVERO & PARASCHOS PLLC	\$13,170.07	9	HUNTINGTON WV
CARY LAW OFFICE PLLC	\$12,552.50	57	CHARLESTON WV
KAUFMAN & MCPHERSON PLLC	\$12,543.39	6	BRIDGEPORT WV
HYRE LAW	\$12,284.80	12	KINGWOOD WV
PETITTO LAW PLLC	\$12,267.73	31	GARDENDALE AL
J GREGORY LAW FIRM LC	\$12,196.34	8	OAKLAND MD

<b>PUBLIC DEFENDER SERVICES APPOINTED COUNSEL FEES AND EXPENSES PAID FISCAL YEAR 2022</b>			
<b>FEES</b>		<b>(DESCENDING ORDER BY TOTAL \$)</b>	
<b>PAYEE</b>	<b>TOTAL \$</b>	<b># OF CLAIMS</b>	<b>OFFICE LOCATION</b>
HILL DAVID L	\$12,079.91	36	HURRICANE WV
SAVILLE ROYCE B PLLC	\$12,051.17	34	ROMNEY WV
TONY MORGAN	\$11,930.20	23	GRANTSVILLE WV
J M EVANS LAW LLC	\$11,849.14	41	GALLIPOLIS OH
ELITE LEGAL LLC	\$11,777.13	46	HUNTINGTON WV
ROBERT P MARTIN	\$11,742.16	1	MARLINTON WV
PAUGH SUSAN K	\$11,679.25	7	MARTINSBURG WV
BRANDON SCOTT STEELE	\$11,022.82	21	CLIFTON TX
GEARY & GEARY LC	\$10,882.00	20	PETERSBURG WV
ASHLEY STURGELL ATTORNEY AT LAW PLLC	\$10,828.00	1	WHITESBURG KY
LAUREN THOMPSON	\$10,610.00	11	WILLIAMSON WV
BLAIR LAW FIRM PLLC	\$10,607.83	7	VIRGINIA BEACH VA
DUNKLE LAW PLLC	\$10,494.55	12	BARBOURSVILLE WV
JACKSON KELLY PLLC	\$10,308.59	12	CHARLESTON WV
JAY CARTER LOVE	\$10,240.00	39	HUNTINGTON WV
SNYDER & HASSIG	\$10,168.70	4	NEW MARTINSVILLE WV
CLINE COLIN M ATTY AT LAW	\$10,103.69	14	PRINCETON WV
EARL HAGER ESQUIRE	\$10,040.00	48	PRINCETON WV
LOCKWOOD & LOCKWOOD	\$9,916.00	3	HUNTINGTON WV
CARL W ROOP LAW OFFICE PLLC	\$9,884.00	5	BECKLEY WV
CZARNIK R THOMAS & ASSOCIATES	\$9,305.89	19	PRINCETON WV
MOUNTAIN STATE LAW	\$9,282.32	5	CLARKSBURG WV
SELARIO LAW PLLC	\$9,016.08	33	CLARKSBURG WV
REGINALD D HENRY ATTORNEY AT LAW PLLC	\$8,847.84	14	MABSCOTT WV
SUTTON & JANELLE ATTORNEYS AT LAW PLLC	\$8,797.12	11	MARTINSBURG WV
WINIFRED L BUCY	\$8,779.33	4	BECKLEY WV
SARABETH JETT	\$8,672.34	2	RAVENSWOOD WV
JAMES LAW FIRM	\$8,662.99	17	KEYSER WV
CANDACE L OGLE	\$8,032.50	28	MORGANTOWN WV
WATSON LAW PLLC	\$7,697.05	9	CLARKSBURG WV
VARNER & VAN VOLKENBURG PLLC	\$7,672.30	11	CLARKSBURG WV
SCHARF WILLIAM H	\$7,612.00	21	CHARLESTON WV
WALTERS LAW FIRM PLLC	\$7,569.50	19	CHARLESTON WV
HAYDEN & ASSOCIATES LC	\$7,192.01	5	HUNTINGTON WV
DIPIERO SIMMONS MCGINLEY & BASTRESS PLLC	\$6,882.26	1	CHARLESTON WV
CHERYL L WARMAN	\$6,837.61	5	CLIFTON TX
TSIATSOS LAW FIRM PLLC	\$6,823.00	3	INWOOD WV
LISA A ESTES ATTORNEY AT LAW	\$6,721.68	3	HURRICANE WV
WALTERS & HEISHMAN PLLC	\$6,684.50	6	MOOREFIELD WV
DON S MCDANIEL ATTORNEY AT LAW	\$6,620.00	11	BIG CREEK WV

<b>PUBLIC DEFENDER SERVICES APPOINTED COUNSEL FEES AND EXPENSES PAID FISCAL YEAR 2022</b>			
<b>FEES</b>		<b>(DESCENDING ORDER BY TOTAL \$)</b>	
<b>PAYEE</b>	<b>TOTAL \$</b>	<b># OF CLAIMS</b>	<b>OFFICE LOCATION</b>
JTJ LAW PLLC	\$6,570.00	6	CHARLESTON WV
RICHARDSON RICHARDSON & CAMPBELL	\$6,509.61	20	PARKERSBURG WV
JARED S FRAME ATTORNEY AT LAW PLLC	\$5,974.14	4	SUTTON WV
HARRAH LAW FIRM PLLC	\$5,962.00	18	FAYETTEVILLE WV
NEXT STEP LEGAL PLLC	\$5,864.00	3	WILLIAMSON WV
GAIL IDA MICHELSON	\$5,835.98	16	CHARLESTON WV
NEW STEPHEN P LC	\$5,675.59	7	BECKLEY WV
WOLFE WHITE & ASSOCIATES	\$5,568.00	33	LOGAN WV
LAW OFFICE OF TERRANCE JOSEPH HOLDERBY	\$5,551.50	29	KEYSER WV
ROBERT E BARRAT	\$5,337.75	8	MARTINSBURG WV
KAYSER LAYNE & CLARK PLLC	\$5,229.63	15	POINT PLEASANT WV
DONADIEU LAW	\$5,160.50	5	WINCHESTER VA
JAMES R MILAM II ATTORNEY AT LAW PLLC	\$5,149.50	9	SUMMERSVILLE WV
LAW OFFICE OF STEPHANIE J SHEPHERD	\$5,086.80	14	MORGATOWN WV
LAW OFFICE OF TRAVIS SAYRE	\$4,975.00	5	PARKERSBURG WV
JARRELL LAW OFFICE	\$4,930.00	6	WAYNE WV
HOLLY JEANETTE BOWLING	\$4,868.61	10	CRUM WV
ABRAMS & BYRON	\$4,844.00	10	BECKLEY WV
MELISHA D C SOUDERS	\$4,797.58	3	BERKELEY SPRINGS WV
HAMILTON NEAL J	\$4,513.43	4	FAIRMONT WV
JACQUELYN STOUT BIDDLE	\$4,458.75	2	HUNTINGTON WV
GREGORY A TUCKER PLLC	\$4,384.00	2	SUMMERSVILLE WV
SKLAVOUNAKIS LAW OFFICE	\$4,228.00	13	WHEELING WV
WILLIAM C BREWER & ASSOCIATES PLLC	\$4,148.98	11	MORGANTOWN WV
JORY & SMITH LC	\$4,010.87	1	ELKINS WV
CICCARELLO DEL GIUDICE & LAFON	\$3,835.73	11	CHARLESTON WV
MARY M DOWNEY	\$3,819.49	3	CHARLESTON WV
WOOTON & WOOTON	\$3,653.60	8	BECKLEY WV
N EDWARD EAGLOSKI	\$3,584.63	10	HURRICANE WV
MIZE LAW FIRM PLLC	\$3,493.10	1	BECKLEY WV
CAPON BRIDGE LEGAL PLLC	\$3,492.94	4	CAPON BRIDGE WV
GAYDOS & TURNER PLLC	\$3,440.85	4	KINGWOOD WV
ELISABETH A SLATER	\$3,372.00	3	WHEELING WV
JOHN J BALENOVICH LAW OFFICES INC	\$3,268.27	6	CHARLESTON WV
MICHAEL A MEADOWS	\$3,229.02	2	HUNTINGTON WV
HOOSIER LAW FIRM PLLC	\$3,170.50	1	SCOTT DEPOT WV
DEANNA L PENNINGTON	\$3,129.50	5	MORGANTOWN WV
SAL SELLARO CULPEPPER LEGAL GROUP PLLC	\$3,104.31	2	GARDENDALE AL
TRIPLETT & TRIPLETT LC	\$2,903.86	1	ELKINS WV
SHANNON N PRICE	\$2,878.00	3	CLIFTON TX

PUBLIC DEFENDER SERVICES APPOINTED COUNSEL FEES AND EXPENSES PAID FISCAL YEAR 2022			
FEES		(DESCENDING ORDER BY TOTAL \$)	
PAYEE	TOTAL \$	# OF CLAIMS	OFFICE LOCATION
SANTER & SANTER	\$2,817.34	1	PARKERSBURG WV
POWELL & MAJESTRO PLLC	\$2,752.00	7	CHARLESTON WV
REBECCA L TATE	\$2,621.50	1	FAIRMONT WV
GLASS DEFENSE FIRM	\$2,552.88	26	HUNTINGTON WV
KATZ KANTOR STONESTREET & BUCKNER PLLC	\$2,518.44	2	PRINCETON WV
SCOTT A ASH	\$2,260.59	1	ATHENS WV
WHITNEY DAVIS	\$2,225.60	6	RUSSELL KY
BARBARA L BAXTER	\$2,176.00	5	CHARLESTON WV
LAW OFFICE OF HEATHER M WEESE PLLC	\$2,103.70	1	HUNTINGTON WV
RICHARD M GOLDSTEIN	\$2,041.45	1	PRINCETON WV
KRISTEN D ANTOLINI	\$2,038.04	3	MORGANTOWN WV
ALLISON R TAYLOR	\$1,852.00	1	FAYETTEVILLE WV
W A DAWSON JR ATTORNEY AT LAW PLLC	\$1,786.00	6	HUNTINGTON WV
CARRICO LAW OFFICES LC	\$1,781.20	1	CHARLESTON WV
VITAL RICHARD L	\$1,594.00	6	BARBOURSVILLE WV
ROBERT T NOONE	\$1,590.00	1	LOGAN WV
MILLS KEVIN D & ASSOCIATES PLLC	\$1,560.00	2	CLIFTON TX
BUSCH ZURBUCH & THOMPSON PLLC	\$1,504.78	9	ELKINS WV
SHAFFER MADIA LAW PLLC	\$1,384.48	1	MORGANTOWN WV
ERIC S BLACK	\$1,371.98	3	BERKELEY SPRINGS WV
WARD LAW OFFICES PLLC	\$1,369.00	2	BECKLEY WV
JACKSON LAW PLLC	\$1,318.00	6	MARLINTON WV
ZIEGLER & ZIEGLER LC	\$1,266.95	2	HINTON WV
ATKINSON & POLAK PLLC	\$1,250.15	4	CHARLESTON WV
TURNER & JOHNS PLLC	\$1,239.17	5	CHARLESTON WV
MOYE LAW OFFICE	\$1,224.48	4	WINFIELD WV
TRACY WEESE	\$1,201.51	2	GARDENDALE AL
ROOP & SMITH LAW OFFICE PLLC	\$1,130.00	2	BECKLEY WV
SEAN LOGUE PLLC	\$960.00	3	CARNEGIE PA
LAURA M FINCH ATTORNEY AT LAW	\$947.00	1	MARLINTON WV
JEFFREY LOGAN MANTZ	\$851.84	1	CAPON BRIDGE WV
TISSUE PHILIP J	\$835.92	2	OAK HILL WV
HUTCHISON IMMIGRATION LLC	\$826.00	1	FREDERICK MD
KENNETH P HICKS LC	\$810.42	1	HUNTINTON WV
LAW OFFICES OF DR JUAN PITTALUGA ESQ PLLC	\$804.50	3	MARTINSBURG WV
BOWERS & BOWERS PLLC	\$744.00	4	FRANKLIN WV
MOORE LAW FIRM PLLC	\$720.00	2	FRANKLIN WV
LOUIE T PRICE	\$718.00	1	HUNTINGTON WV
ZAVOLTA LAW OFFICE	\$714.00	2	WHEELING WV
HEDGES JONES WHITTIER & HEDGES	\$616.50	1	SPENCER WV

<b>PUBLIC DEFENDER SERVICES APPOINTED COUNSEL FEES AND EXPENSES PAID FISCAL YEAR 2022</b>			
<b>FEES</b>		<b>(DESCENDING ORDER BY TOTAL \$)</b>	
<b>PAYEE</b>	<b>TOTAL \$</b>	<b># OF CLAIMS</b>	<b>OFFICE LOCATION</b>
GOODWIN & GOODWIN LLP	\$596.00	4	CHARLESTON WV
ALLISON ADYNI EC COWDEN	\$543.99	1	WEIRTON WV
WOOTON WOOTON & DAVIS PLLC	\$542.00	5	BECKLEY WV
FRANKLIN & PROKOPIK A PROFESSIONAL CORPORATION	\$540.00	1	BALTIMORE MD
TRAVIS SAYRE	\$458.98	1	PARKERSBURG WV
SWEENEY LAVERNE	\$454.00	3	GRAFTON WV
SCOTT S RADMAN	\$340.00	1	MORGANTOWN WV
KROGER LAW OFFICE	\$338.00	1	MORGANTOWN WV
LANTZ LAW OFFICE	\$336.16	1	MOUNDSVILLE WV
MATTHEW CRIMMEL	\$328.54	2	MORGANTOWN WV
LAW OFFICE OF P ZACHARY STEWART	\$285.98	1	WEIRTON WV
MICHAEL NELSON M LC	\$284.00	1	KEYSER WV
ALAN L PRITT	\$284.00	1	BIRMINGHAM AL
LAW OFFICES OF VANESSA LYNN RODRIGUEZ	\$186.00	1	BRIDGEPORT WV
LOUGHRY BUELL & SIPE LLC	\$158.00	1	MARIETTA OH
FURNER DEAN A ATTY AT LAW PLLC	\$126.00	1	HUNTINGTON WV
CASSELL & CREWE PC	\$78.00	1	WYTHEVILLE VA
<b>APPOINTED COUNSEL VOUCHERS</b>	<b>\$30,487,016.05</b>	<b>39,232</b>	

PUBLIC DEFENDER SERVICES APPOINTED COUNSEL FEES AND EXPENSES PAID FISCAL YEAR 2022			
DIRECT EXPENSE VOUCHERS		(DESCENDING ORDER BY TOTAL \$)	
DIRECT EXPENSE VOUCHERS	TOTAL \$	# OF CLAIMS	OFFICE LOCATION
THE RECTOR AND VISITORS OF THE UNIVERSITY OF VIRGINIA	\$38,082.12	4	CHARLOTTESVILLE VA
CORNELL INVESTIGATIONS	\$24,906.27	58	HARRISVILLE WV
GRIFFIN & ASSOCIATES	\$23,261.95	6	HUNTINGTON WV
E A S WINCHESTER PLLC	\$22,887.50	7	WINCHESTER VA
COOK SERVICES & INVESTIGATIONS	\$22,610.40	5	LOST RIVER WV
BARTON INVESTIGATIONS	\$18,963.80	4	PARKERSBURG WV
CORNELL INVESTIGATIONS LLC	\$16,999.40	35	HARRISVILLE WV
ROBERT K ROTHFEDER	\$14,400.00	1	SANDY UT
PSYCHOEDUCATIONAL CONSULTANTS LLC	\$11,344.03	1	NORTH PROVIDENCE RI
VAUGHAN INVESTIGATIONS	\$10,903.21	25	BRADLEY WV
FREMOUW SIGLEY & BAKER PSYCHOLOGICAL ASSOCIATES PLLC	\$10,450.00	7	MORGANTOWN WV
BLUE RIDGE PSYCHOLOGICAL ASSOCIATES LLC	\$9,148.36	2	CROZET VA
CABELLS PRIVATE INVESTIGATION	\$7,627.02	9	HUNTINGTON WV
FORENSICDX PC	\$7,000.00	1	WINDBER PA
DIGITAL FORENSIC INVESTIGATIONS LLC	\$6,800.00	4	MORGANTOWN WV
EUGENE R CAMEROTA CONSULTING ENGINEER	\$6,262.04	1	SYRACUSE NY
STEPHEN MORRISON PRIVATE INVESTIGATIONS	\$6,118.56	5	HUNTINGTON WV
WOODS INVESTIGATIONS	\$5,909.97	3	BECKLEY WV
ENGLERT FORENSIC CONSULTANTS LLC	\$5,675.00	1	WEST LINN OR
CLAYMAN & ASSOCIATES PLLC	\$5,660.00	2	CHARLESTON WV
KENTUCKY MEDICAL SERVICES FOUNDATION INC	\$5,375.00	1	LEXINGTON KY
BILL J BUZZO	\$5,023.12	5	HUNTINGTON WV
EASTERN PSYCHOLOGICAL SERVICES INC	\$4,991.77	4	ROMNEY WV
MARCIA L CHANDLER	\$4,654.75	4	GREENCASTLE PA
R PERUZZI CONSULTING INC	\$4,625.00	1	BETHLEHEM PA
PATTERSON LEGAL ASSISTING SERVICES	\$4,544.33	4	SOUTH CHARLESTON WV
LARRY A PETERS INC	\$4,261.67	4	WINCHESTER VA
JEFFREY SCOTT NEUSCHATZ	\$4,225.00	1	HUNTSVILLE AL
ST PETERSBURG INDEPENDENT DIAGNOSTIC RADIOLOGY INC	\$3,500.00	1	SAINT PETERSBURG FL
THE TASA GROUP INC	\$3,459.40	1	TROOPER PA
PSYCHOLOGICAL CONSULTING INC	\$3,375.00	3	MARTINSBURG WV
APPLIED DNA RESOURCES	\$2,956.25	1	COLUMBUS OH
FREDERICK M WENTLING	\$2,875.00	1	LEBANON PA
LANE INVESTIGATIONS LLC	\$2,667.00	1	GRAYSON KY
CONNIE D DEMUTH	\$2,589.35	19	HURRICANE WV
PANHANDLE ACCIDENT RECONSTRUCTION	\$2,512.62	3	MARTINSBURG WV
FORENSIC DNA EXPERTS LLC	\$2,500.00	1	RIVERSIDE CA
SANDRA L KELLEY	\$2,344.65	1	BUNKER HILL WV

PUBLIC DEFENDER SERVICES APPOINTED COUNSEL FEES AND EXPENSES PAID FISCAL YEAR 2022			
DIRECT EXPENSE VOUCHERS		(DESCENDING ORDER BY TOTAL \$)	
DIRECT EXPENSE VOUCHERS	TOTAL \$	# OF CLAIMS	OFFICE LOCATION
VERITAS GLADIO INVESTIGATIONS LLC	\$2,288.06	1	SAINT ALBANS WV
CANTIS INVESTIGATIVE SERVICES LLC	\$2,250.15	1	MORGANTOWN WV
CAPITOL CITY INVESTIGATIONS LLC	\$2,134.56	2	HUNTINGTON WV
BODE CELLMARK FORENSICS INC	\$2,070.44	1	LORTON VA
UNIVERSITY HEALTH ASSOCIATES	\$2,000.00	2	MORGANTOWN WV
BEHAVIORAL SCIENCE ASSOCIATES INC	\$2,000.00	1	WHEELING WV
CHRISTOPHER A SALYERS	\$1,963.50	8	CHARLESTON WV
DAYSRING COUNSELING CENTER INC	\$1,950.00	1	DUNBAR WV
LAUREL RIDGE PSYCHOLOGICAL ASSOCIATES LLC	\$1,850.00	1	PRINCETON WV
TRACY P HERRON-RICE	\$1,634.10	4	MOOREFIELD WV
STRIA CONSULTING GROUP INC	\$1,600.00	1	BROOKLYN NY
AVAZYME INC	\$1,575.00	1	DURHAM NC
ALAN L HIRSCH	\$1,575.00	1	WILLIAMSTOWN MA
MICHELLE L JAWORSKI	\$1,555.75	3	DILLONVALE OH
S2C GROUP LLC	\$1,526.22	2	SUMMIT POINT WV
MALTASE FIRE INVESTIGATION	\$1,500.00	1	MORGANTOWN WV
CLIFTON R HUDSON PHD	\$1,500.00	1	CHARLESTON WV
LANTERN MENTAL HEALTH INC	\$1,400.00	1	PINEVILLE WV
ADVANCED SECURITY & INVESTIGATION LLC	\$1,366.01	1	KEGLEY WV
BELINDA E MUNDY	\$1,222.20	4	CHARLESTON WV
PANHANDLE PRINTING & DESIGN LLC	\$1,214.23	4	MARTINSBURG WV
KATHY J DAVIS	\$1,198.95	2	FT GAY WV
JEAN B SPEIGHTS	\$1,073.05	2	LEWISBURG WV
CAROL A ASHBURN	\$1,062.60	1	BRIDGEPORT WV
ELITE INVESTIGATIONS INC	\$1,058.03	2	HUNTINGTON WV
SECOND CREEK TECHNOLOGIES LLC	\$1,054.68	1	BARBOURSVILLE WV
ARM SECURITY INVESTIGATIONS	\$1,021.50	1	SHADY SPRINGS WV
JENNIFER J MEADOWS	\$985.60	2	WEST HAMLIN WV
ROBIN R BROWN	\$924.00	2	LOOKOUT WV
TALIA M BAER	\$891.45	5	RACINE OH
PATTERSON REPORTING	\$695.25	2	HARPERS FERRY WV
BETLERS REPORTING & LEGAL VIDEO SERVICES LLC	\$662.20	1	HUNTINGTON WV
MICHELE G HANKINS	\$643.45	3	HUNTINGTON WV
AMANDA J PICKENS	\$625.10	4	SOUTH CHARLESTON WV
CONSOLIDATED CONSULTANTS CO	\$600.60	1	CHULA VISTA CA
SOLID ROCK INVESTIGATIONS LLC	\$588.20	4	RED HOUSE WV
CRISWELL LEGAL SUPPORT SERVICES	\$480.00	1	WHEELING WV
MISSY L YOUNG CCR	\$278.30	2	SISSONVILLE WV
HEWETT & ASSOCIATES LLC	\$272.76	1	KEEDYSVILLE WV
KATHRYN S LITTLE	\$254.10	1	HUNTINGTON WV

PUBLIC DEFENDER SERVICES APPOINTED COUNSEL FEES AND EXPENSES PAID FISCAL YEAR 2022			
DIRECT EXPENSE VOUCHERS		(DESCENDING ORDER BY TOTAL \$)	
DIRECT EXPENSE VOUCHERS	TOTAL \$	# OF CLAIMS	OFFICE LOCATION
TANIA STRICKER	\$242.55	1	PINCH WV
JOHN D LANTZ	\$225.00	1	NEW MARTINSVILLE WV
NATALIE L WANDLING	\$215.60	1	SCOTT DEPOT WV
MARILYN M HIGHLAND	\$211.75	1	SCOTT DEPOT WV
AMANDA R HUNTER	\$161.70	1	HUNTINGTON WV
PRIMECARE MEDICAL INC	\$40.00	2	HARRISBURG PA
<b>DIRECT EXPENSE VOUCHERS</b>	<b>\$393,131.18</b>	<b>324</b>	

<b>PUBLIC DEFENDER SERVICES                      APPOINTED COUNSEL FEES AND EXPENSES PAID                      FISCAL YEAR 2022</b>			
<b>ROJAS</b>		<b>(DESCENDING ORDER BY TOTAL \$)</b>	
<b>ROJAS VOUCHERS</b>	<b>TOTAL \$</b>	<b># OF CLAIMS</b>	<b>OFFICE LOCATION</b>
THE RECTOR AND VISITORS OF THE UNIVERSITY OF VIRGINIA	\$8,930.88	1	CHARLOTTESVILLE VA
<b>ROJAS VOUCHERS</b>	<b>\$8,930.88</b>	<b>1</b>	

<b>PUBLIC DEFENDER SERVICES APPOINTED COUNSEL FEES AND EXPENSES PAID FISCAL YEAR 2022</b>			
<b>FEES</b>		<b>(ALPHABETICAL ORDER)</b>	
<b>PAYEE</b>	<b>TOTAL \$</b>	<b># OF CLAIMS</b>	<b>OFFICE LOCATION</b>
ABRAMS & BYRON	\$4,844.00	10	BECKLEY WV
ADAMS LAW FIRM PLLC	\$57,569.85	41	GARDENDALE AL
ADAMS LEGAL GROUP PLLC	\$119,338.05	77	SAN ANTONIO TX
ADDAIR LAW OFFICE PLLC	\$23,892.53	31	HURRICANE WV
ADKINS LAW OFFICE PLLC	\$14,051.25	6	CLIFTON TX
ADVANCED SECURITY & INVESTIGATION LLC	\$1,366.01	1	KEGLEY WV
ALAN L HIRSCH	\$1,575.00	1	WILLIAMSTOWN MA
ALAN L PRITT	\$284.00	1	BIRMINGHAM AL
ALEXANDER LAW OFFICES PLLC	\$22,000.05	11	CLIFTON TX
ALLISON ADYNEC COWDEN	\$543.99	1	WEIRTON WV
ALLISON K HUSON	\$47,177.26	45	HUNTINGTON WV
ALLISON R TAYLOR	\$1,852.00	1	FAYETTEVILLE WV
AMANDA J PICKENS	\$625.10	4	SOUTH CHARLESTON WV
AMANDA R HUNTER	\$161.70	1	HUNTINGTON WV
ANDERSON LAW OFFICE PLLC	\$77,401.44	117	HUNTINGTON WV
ANDREA P POWELL	\$46,999.36	18	HUNTINGTON WV
ANDREW B CHATTIN	\$151,043.99	240	CHARLESTON WV
ANDREW C COOK	\$15,086.00	39	MORGANTOWN WV
ANDREW NEIL FRYE III	\$83,510.85	86	CLIFTON TX
ANDREW TYLER RESETER	\$131,782.40	123	MORGANTOWN WV
ANN M MORELLI ESTATE	\$35,895.91	69	CLIFTON TX
APPLIED DNA RESOURCES	\$2,956.25	1	COLUMBUS OH
ARM SECURITY INVESTIGATIONS	\$1,021.50	1	SHADY SPRINGS WV
ARNOLD & BAILEY PLLC	\$105,031.56	79	CHARLES TOWN WV
ASBURY LAW OFFICE PLLC	\$39,958.38	27	CLIFTON TX
ASHLEY STURGELL ATTORNEY AT LAW PLLC	\$10,828.00	1	WHITESBURG KY
ATKINSON & POLAK PLLC	\$1,250.15	4	CHARLESTON WV
AVAZYME INC	\$1,575.00	1	DURHAM NC
BAILEY LEGAL SERVICES PLLC	\$23,893.17	20	HUNTINGTON WV
BAKER & HONAKER PLLC	\$99,177.03	158	RIPLEY WV
BARBARA L BAXTER	\$2,176.00	5	CHARLESTON WV
BARNEY LAW PLLC	\$69,619.46	109	HURRICANE WV
BARTON INVESTIGATIONS	\$18,963.80	4	PARKERSBURG WV
BEAN & BEAN	\$48,622.50	88	MOOREFIELD WV
BEAVERS LAW FIRM PLLC	\$68,071.69	32	HUNTINGTON WV
BEHAVIORAL SCIENCE ASSOCIATES INC	\$2,000.00	1	WHEELING WV
BELINDA A HAYNIE	\$23,968.59	10	MORGANTOWN WV
BELINDA E MUNDY	\$1,222.20	4	CHARLESTON WV
BELLOMY & TURNER LC	\$89,893.14	397	HUNTINGTON WV
BENNETT LAW	\$19,450.82	29	PETERSBURG WV
BENNETT LAW LC	\$17,497.61	18	HUNTINGTON WV
BERNARD R MAUSER	\$45,668.74	46	SUTTON WV
BETLERS REPORTING & LEGAL VIDEO SERVICES LLC	\$662.20	1	HUNTINGTON WV

<b>PUBLIC DEFENDER SERVICES APPOINTED COUNSEL FEES AND EXPENSES PAID FISCAL YEAR 2022</b>			
<b>FEES</b>		<b>(ALPHABETICAL ORDER)</b>	
<b>PAYEE</b>	<b>TOTAL \$</b>	<b># OF CLAIMS</b>	<b>OFFICE LOCATION</b>
BETTY GREGORY LAW	\$70,638.47	120	GLENVILLE WV
BILL J BUZZO	\$5,023.12	5	HUNTINGTON WV
BLACKWATER LAW PLLC	\$39,160.16	16	HUNTINGTON WV
BLAIR JERRY	\$62,041.68	57	GARDENDALE AL
BLAIR LAW FIRM PLLC	\$10,607.83	7	VIRGINIA BEACH VA
BLANKENSHIP LAW	\$184,967.90	74	BARBOURSVILLE WV
BLUE RIDGE PSYCHOLOGICAL ASSOCIATES LLC	\$9,148.36	2	CROZET VA
BODE CELLMARK FORENSICS INC	\$2,070.44	1	LORTON VA
BOGARAD SHARON N	\$17,514.01	7	WEIRTON WV
BOTTNER & ASSOCIATES ATTORNEYS AT LAW	\$27,157.47	47	CHARLES TOWN WV
BOUCHILLON CROSSAN & COLBURN LC	\$20,971.64	12	HUNTINGTON WV
BOWEN LAW OFFICE PLLC	\$26,459.42	16	WEST HAMLIN WV
BOWERS & BOWERS PLLC	\$744.00	4	FRANKLIN WV
BRANDON SCOTT STEELE	\$11,022.82	21	CLIFTON TX
BRENDAN DONEGHY	\$17,375.43	43	CHARLESTON WV
BRENT EASTON ATTORNEY AT LAW PLLC	\$101,416.21	145	DAVIS WV
BRIAN C DEMPSTER	\$14,354.21	28	CLIFTON TX
BRIAN D YOST	\$24,048.03	16	HURRICANE WV
BRIAN W BAILEY ATTORNEY AT LAW PLLC	\$107,141.52	151	HUNTINGTON WV
BRILL JONATHAN G PLLC	\$80,582.85	106	ROMNEY WV
BULLMAN & BULLMAN	\$209,393.40	269	CHARLESTON WV
BURTON LAW OFFICE	\$19,334.00	6	GARDENDALE AL
BUSCH ZURBUCH & THOMPSON PLLC	\$1,504.78	9	ELKINS WV
CABELLS PRIVATE INVESTIGATION	\$7,627.02	9	HUNTINGTON WV
CALLAGHAN & CALLAGHAN PLLC	\$106,319.49	33	SUMMERSVILLE WV
CALWELL LUCE DITRAPANO PLLC	\$16,015.93	14	CHARLESTON WV
CAMPBELL & SMITH PLLC	\$204,777.56	289	CLIFTON TX
CAMPBELL WOODS PLLC	\$51,377.04	36	HUNTINGTON WV
CANDACE L OGLE	\$8,032.50	28	MORGANTOWN WV
CANTIS INVESTIGATIVE SERVICES LLC	\$2,250.15	1	MORGANTOWN WV
CAPITOL CITY INVESTIGATIONS LLC	\$2,134.56	2	HUNTINGTON WV
CAPON BRIDGE LEGAL PLLC	\$3,492.94	4	CAPON BRIDGE WV
CARL P BRYANT	\$54,030.74	84	GARDENDALE AL
CARL W ROOP LAW OFFICE PLLC	\$9,884.00	5	BECKLEY WV
CAROL A ASHBURN	\$1,062.60	1	BRIDGEPORT WV
CARRICO LAW OFFICES LC	\$1,781.20	1	CHARLESTON WV
CARRIE F DEHAVEN	\$32,531.84	20	LEWISBURG WV
CARY LAW OFFICE PLLC	\$12,552.50	57	CHARLESTON WV
CASSELL & CREWE PC	\$78.00	1	WYTHEVILLE VA
CATHE L MORELAND PLLC	\$15,355.72	17	ROMNEY WV
CATHRYN A NOGAY	\$44,294.16	22	WEIRTON WV
CHARLES R HAMILTON	\$78,938.55	155	CHARLESTON WV
CHARLES YOUNGER	\$82,831.06	95	HARDY KY
CHERYL L WARMAN	\$6,837.61	5	CLIFTON TX

<b>PUBLIC DEFENDER SERVICES APPOINTED COUNSEL FEES AND EXPENSES PAID FISCAL YEAR 2022</b>			
<b>FEES</b>		<b>(ALPHABETICAL ORDER)</b>	
<b>PAYEE</b>	<b>TOTAL \$</b>	<b># OF CLAIMS</b>	<b>OFFICE LOCATION</b>
CHILDLAW SERVICES INC	\$372,333.34	138	PRINCETON WV
CHRISTIAN MATTHEW HICKMAN	\$95,597.84	132	FAIRMONT WV
CHRISTOPHER A SALYERS	\$1,963.50	8	CHARLESTON WV
CHRISTOPHER S MOOREHEAD	\$34,599.40	29	FAYETTEVILLE WV
CICCARELLO DEL GIUDICE & LAFON	\$3,835.73	11	CHARLESTON WV
CISCO-STURGELL KATHRYN	\$80,568.00	62	HUNTINGTON WV
CLAY LAW FIRM PLLC	\$67,374.15	39	FAYETTEVILLE WV
CLAYMAN & ASSOCIATES PLLC	\$5,660.00	2	CHARLESTON WV
CLIFTON R HUDSON PHD	\$1,500.00	1	CHARLESTON WV
CLINE & SINGH PLLC	\$141,497.34	105	WEIRTON WV
CLINE COLIN M ATTY AT LAW	\$10,103.69	14	PRINCETON WV
COLLEEN M BROWN-BAILEY	\$68,557.87	48	BECKLEY WV
COLLINS LAW OFFICE PLLC	\$20,180.00	29	CLIFTON TX
CONAWAY & CONAWAY	\$54,845.50	98	MADISON WV
CONNIE D DEMUTH	\$2,589.35	19	HURRICANE WV
CONRAD & CONRAD PLLC	\$21,162.15	26	HUNTINGTON WV
CONSOLIDATED CONSULTANTS CO	\$600.60	1	CHULA VISTA CA
CONWAY LAW OFFICE	\$31,841.00	70	HUNTINGTON WV
COOK LAW OFFICES PLLC	\$72,837.64	136	HUNTINGTON WV
COOK SERVICES & INVESTIGATIONS	\$22,610.40	5	LOST RIVER WV
CORNELL INVESTIGATIONS	\$24,906.27	58	HARRISVILLE WV
CORNELL INVESTIGATIONS LLC	\$16,999.40	35	HARRISVILLE WV
COURTRIGHT LAW OFFICES PLLC	\$87,108.66	64	HURRICANE WV
COWDEN LAW OFFICES	\$53,451.86	33	WEIRTON WV
CRANSTON & EDWARDS PLLC	\$47,249.51	75	MORGANTOWN WV
CRISWELL LEGAL SUPPORT SERVICES	\$480.00	1	WHEELING WV
CYNTHIA J JARRELL	\$34,437.51	9	DANVILLE WV
CZARNIK R THOMAS & ASSOCIATES	\$9,305.89	19	PRINCETON WV
D CONRAD GALL	\$13,402.58	32	FAIRMONT WV
DAMON B MORGAN	\$30,174.41	126	POINT PLEASANT WV
DASCOLI LAW OFFICE	\$54,587.56	228	GARDENDALE AL
DAVENPORT & KNIPP PLLC	\$18,672.74	24	WEST HAMLIN WV
DAVID G THOMPSON	\$42,580.09	96	PINEVILLE WV
DAVID MIRHOSEINI ATTORNEY AT LAW	\$13,485.56	13	GARDENDALE AL
DAVID R TYSON	\$53,180.50	75	HUNTINGTON WV
DAYSRING COUNSELING CENTER INC	\$1,950.00	1	DUNBAR WV
DEAN E WILLIAMS	\$154,670.10	336	GARDENDALE AL
DEAN LAW OFFICES PLLC	\$47,386.14	75	GARDENDALE AL
DEAN MORGAN	\$112,535.32	137	CLIFTON TX
DEANNA L PENNINGTON	\$3,129.50	5	MORGANTOWN WV
DEMOSS DAVID B	\$102,698.80	152	GARDENDALE AL
DERRICK W LEFLER ATTORNEY AT LAW	\$53,346.23	65	PRINCETON WV
DEVORE LAW OFFICE PLLC	\$38,428.00	38	HUNTINGTON WV
DICKEN LAW PLLC	\$16,738.40	24	MORGANTOWN WV

<b>PUBLIC DEFENDER SERVICES APPOINTED COUNSEL FEES AND EXPENSES PAID FISCAL YEAR 2022</b>			
<b>FEES</b>		<b>(ALPHABETICAL ORDER)</b>	
<b>PAYEE</b>	<b>TOTAL \$</b>	<b># OF CLAIMS</b>	<b>OFFICE LOCATION</b>
DIEHL LAW PLLC	\$34,470.25	15	MARTINSBURG WV
DIGITAL FORENSIC INVESTIGATIONS LLC	\$6,800.00	4	MORGANTOWN WV
DINARDI PETER D	\$140,382.52	102	GARDENDALE AL
DIPIERO SIMMONS MCGINLEY & BASTRESS PLLC	\$6,882.26	1	CHARLESTON WV
DIXON LAW OFFICE PLLC	\$37,463.61	28	HUNTINGTON WV
DON S MCDANIEL ATTORNEY AT LAW	\$6,620.00	11	BIG CREEK WV
DONADIEU LAW	\$5,160.50	5	WINCHESTER VA
DOTSENKO LAW OFFICES PLLC	\$132,936.93	100	GARDENDALE AL
DUNKLE LAW PLLC	\$10,494.55	12	BARBOURSVILLE WV
DYER LAW OFFICES	\$40,188.49	25	CLARKSBURG WV
E A S WINCHESTER PLLC	\$22,887.50	7	WINCHESTER VA
EARL HAGER ESQUIRE	\$10,040.00	48	PRINCETON WV
EASTERN PSYCHOLOGICAL SERVICES INC	\$4,991.77	4	ROMNEY WV
EDMOND & BAUM PLLC	\$157,172.45	252	HUNTINGTON WV
EDMUND J ROLLO	\$56,026.38	135	MORGANTOWN WV
ELISABETH A SLATER	\$3,372.00	3	WHEELING WV
ELITE INVESTIGATIONS INC	\$1,058.03	2	HUNTINGTON WV
ELITE LEGAL LLC	\$11,777.13	46	HUNTINGTON WV
ELIZABETH B WARNICK ATTORNEY	\$44,979.65	18	BRUCETON MILLS WV
ELLIOTT E WORKMAN PLLC	\$90,767.19	108	HUNTINGTON WV
ENGLERT FORENSIC CONSULTANTS LLC	\$5,675.00	1	WEST LINN OR
ERIC K POWELL	\$177,953.75	161	CLIFTON TX
ERIC S BLACK	\$1,371.98	3	BERKELEY SPRINGS WV
ERICA BRANNON GUNN ATT AT LAW PLLC	\$52,249.59	197	HUNTINGTON WV
EUGENE R CAMEROTA CONSULTING ENGINEER	\$6,262.04	1	SYRACUSE NY
F JOHN OSHOWAY	\$78,213.67	74	PARKERSBURG WV
FARNSWORTH LAW OFFICE	\$74,284.59	110	CLIFTON TX
FLANIGAN LAW OFFICE	\$44,658.88	93	HUNTINGTON WV
FORENSIC DNA EXPERTS LLC	\$2,500.00	1	RIVERSIDE CA
FORENSICDX PC	\$7,000.00	1	WINDBER PA
FRANCES C WHITEMAN	\$93,831.38	90	MORGANTOWN WV
FRANCIS ERIC M	\$58,040.11	42	HUNTINGTON WV
FRANKLIN & PROKOPIK A PROFESSIONAL CORPORATION	\$540.00	1	BALTIMORE MD
FRAZIER OXLEY & PROCTOR LC	\$21,176.32	15	HUNTINGTON WV
FRED F HOLROYD	\$48,030.44	117	GARDENDALE AL
FREDERICK M WENTLING	\$2,875.00	1	LEBANON PA
FREEMAN LAW OFFICES	\$102,965.36	221	CLIFTON TX
FREMOUW SIGLEY & BAKER PSYCHOLOGICAL ASSOCIATES PLLC	\$10,450.00	7	MORGANTOWN WV
FUNKHOUSER & SMITH PLLC	\$323,176.97	420	HUNTINGTON WV
FURNER DEAN A ATTY AT LAW PLLC	\$126.00	1	HUNTINGTON WV
G TODD HOUCK ATTORNEY AT LAW LC	\$37,453.58	89	MULLENS WV
GAIL IDA MICHELSON	\$5,835.98	16	CHARLESTON WV

<b>PUBLIC DEFENDER SERVICES APPOINTED COUNSEL FEES AND EXPENSES PAID FISCAL YEAR 2022</b>			
<b>FEES</b>		<b>(ALPHABETICAL ORDER)</b>	
<b>PAYEE</b>	<b>TOTAL \$</b>	<b># OF CLAIMS</b>	<b>OFFICE LOCATION</b>
GARRETT & GARRETT	\$57,167.57	24	MATHIAS WV
GARVIN LAW PLLC	\$127,132.10	103	NUTTER FORT WV
GAYDOS & TURNER PLLC	\$3,440.85	4	KINGWOOD WV
GEARY & GEARY LC	\$10,882.00	20	PETERSBURG WV
GENTILOZZI & ASSOCIATES	\$68,599.53	217	CLARKSBURG WV
GEORGE M TORRES	\$41,923.07	49	VIENNA WV
GIANOLA BARNUM BECHTEL & JECKLIN LC	\$53,290.30	12	MORGANTOWN WV
GLASS DEFENSE FIRM	\$2,552.88	26	HUNTINGTON WV
GLAZER SAAD ANDERSON LC	\$107,957.38	92	CLIFTON TX
GLORIA M STEPHENS	\$35,110.57	20	WELCH WV
GLOVER LEGAL PLLC	\$16,368.32	26	CLARKSBURG WV
GOODWIN & GOODWIN LLP	\$596.00	4	CHARLESTON WV
GREGG PHILLIP DAVIS	\$187,613.91	188	ARTHURDALE WV
GREGORY A TUCKER PLLC	\$4,384.00	2	SUMMERSVILLE WV
GREGORY G MICHAEL	\$92,730.91	169	FAIRMONT WV
GREGORY R TINGLER	\$158,601.54	143	HUNTINGTON WV
GREINER & CYRUS LC	\$33,639.63	37	HUNTINGTON WV
GRIFFIN & ASSOCIATES	\$23,261.95	6	HUNTINGTON WV
GRUNAU LAW OFFICES PLLC	\$126,773.16	114	HUNTINGTON WV
GUNNOE LAW OFFICE	\$78,037.40	83	LEWISBURG WV
GWALTNEY LAW OFFICE	\$204,201.38	227	DELLSLOW WV
HAGER & LAWSON PLLC	\$174,602.71	332	HUNTINGTON WV
HAMILTON NEAL J	\$4,513.43	4	FAIRMONT WV
HANDLEY & HUNT PLLC	\$78,593.83	96	POINT PLEASANT WV
HARCLERODE LAW PLLC	\$103,067.25	160	SHINNSTON WV
HARDY LAW FIRM	\$58,108.73	58	HILLSBORO WV
HARDY PENCE PLLC	\$13,713.50	8	CHARLESTON WV
HARRAH LAW FIRM PLLC	\$5,962.00	18	FAYETTEVILLE WV
HARVEY & JANUTOLO	\$59,025.01	30	HUNTINGTON WV
HATFIELD & HATFIELD PLLC	\$27,898.46	65	MADISON WV
HATFIELD LAW A LEGAL CORPORATION	\$39,268.74	46	BARBOURSVILLE WV
HAWKINS JAMES E JR	\$106,125.58	182	BUCKHANNON WV
HAYDEN & ASSOCIATES LC	\$7,192.01	5	HUNTINGTON WV
HEDGES JONES WHITTIER & HEDGES	\$616.50	1	SPENCER WV
HERBERT L HIVELY	\$141,301.39	394	GARDENDALE AL
HEWETT & ASSOCIATES LLC	\$272.76	1	KEEDYSVILLE WV
HILL DAVID L	\$12,079.91	36	HURRICANE WV
HILL LAW FIRM PLLC	\$51,692.49	45	CHARLESTON WV
HOLLANDSWORTH RICHARD W	\$51,754.87	164	GARDENDALE AL
HOLLY JEANETTE BOWLING	\$4,868.61	10	CRUM WV
HOLLY W HINERMAN	\$25,080.88	17	HUNTINGTON WV
HOLSTEIN LAW OFFICE	\$132,259.11	135	MADISON WV
HOOSIER LAW FIRM PLLC	\$3,170.50	1	SCOTT DEPOT WV
HOWARD J BLYLER ATTORNEY AT LAW	\$55,444.65	93	COWEN WV

<b>PUBLIC DEFENDER SERVICES APPOINTED COUNSEL FEES AND EXPENSES PAID FISCAL YEAR 2022</b>			
<b>FEES</b>		<b>(ALPHABETICAL ORDER)</b>	
<b>PAYEE</b>	<b>TOTAL \$</b>	<b># OF CLAIMS</b>	<b>OFFICE LOCATION</b>
HUGHART LAW OFFICE	\$226,057.54	173	SISSONVILLE WV
HUMBERSON DON A	\$32,229.25	28	GARDENDALE AL
HUNT LEGAL GROUP PLLC	\$25,480.72	43	FAIRVIEW WV
HUNTER ESCUE LAW PRACTICE CO	\$151,990.73	314	HURRICANE WV
HUNTER LAW OFFICE	\$18,729.08	20	SCOTT DEPOT WV
HUTCHISON IMMIGRATION LLC	\$826.00	1	FREDERICK MD
HYLTON LAW OFFICE PLLC	\$175,865.90	75	FAYETTEVILLE WV
HYRE LAW	\$12,284.80	12	KINGWOOD WV
IAN T MASTERS	\$101,546.00	126	GERRARDSTOWN WV
ILDERTON LAW PLLC	\$18,587.67	61	LOGAN WV
ISNER LAW OFFICE LC INC	\$65,671.35	70	HUNTINGTON WV
J A M LAW PLLC	\$123,966.08	164	HUNTINGTON WV
J GREGORY LAW FIRM LC	\$12,196.34	8	OAKLAND MD
J LAW	\$17,921.43	24	VIENNA WV
J M EVANS LAW LLC	\$11,849.14	41	GALLIPOLIS OH
J ROBEY LAW PLLC	\$69,814.82	119	BRIDGEPORT WV
JACK WOOD	\$25,375.38	31	WEIRTON WV
JACKSON KELLY PLLC	\$10,308.59	12	CHARLESTON WV
JACKSON LAW PLLC	\$1,318.00	6	MARLINTON WV
JACQUELYN STOUT BIDDLE	\$4,458.75	2	HUNTINGTON WV
JAMELLA L LOCKWOOD	\$194,237.10	281	BUCKHANNON WV
JAMES A MCCOY	\$29,675.35	32	HAMLIN WV
JAMES D STACY	\$36,127.67	110	HUNTINGTON WV
JAMES LAW FIRM	\$8,662.99	17	KEYSER WV
JAMES R MILAM II ATTORNEY AT LAW PLLC	\$5,149.50	9	SUMMERSVILLE WV
JAMES RUDOLPH MARTIN	\$83,894.59	154	CHARLESTON WV
JAMES T CAREY	\$21,180.99	45	WEIRTON WV
JANUTOLO LAW PLLC	\$128,109.32	215	HUNTINGTON WV
JARED S FRAME ATTORNEY AT LAW PLLC	\$5,974.14	4	SUTTON WV
JARRELL LAW OFFICE	\$4,930.00	6	WAYNE WV
JASON D HARWOOD	\$36,163.84	114	LOGAN WV
JASON S LORD	\$100,246.24	124	CHARLESTON WV
JAY CARTER LOVE	\$10,240.00	39	HUNTINGTON WV
JEAN B SPEIGHTS	\$1,073.05	2	LEWISBURG WV
JEFFERY A DAVIS	\$115,702.51	59	HUNTINGTON WV
JEFFREY B REED ATTORNEY PLLC	\$48,601.72	23	PARKERSBURG WV
JEFFREY K MATHERLY	\$64,748.67	52	MARTINSBURG WV
JEFFREY LOGAN MANTZ	\$851.84	1	CAPON BRIDGE WV
JEFFREY SCOTT NEUSCHATZ	\$4,225.00	1	HUNTSVILLE AL
JENNIFER J MEADOWS	\$985.60	2	WEST HAMLIN WV
JENNIFER L ANDERSON PLLC	\$56,602.34	124	HUNTINGTON WV
JENNIFER N TAYLOR	\$25,818.28	81	CHARLESTON WV
JERRY M LYALL	\$39,842.37	34	HUNTINGTON WV
JESSICA E MYERS	\$42,182.88	45	PARKERSBURG WV

<b>PUBLIC DEFENDER SERVICES APPOINTED COUNSEL FEES AND EXPENSES PAID FISCAL YEAR 2022</b>			
<b>FEES</b>		<b>(ALPHABETICAL ORDER)</b>	
<b>PAYEE</b>	<b>TOTAL \$</b>	<b># OF CLAIMS</b>	<b>OFFICE LOCATION</b>
JIMMY SCOTT MCPHERSON JR	\$90,318.80	46	HUNTINGTON WV
JOHN A SCOTT	\$72,229.09	133	GARDENDALE AL
JOHN C ROGERS ATTORNEY AT LAW PLLC	\$102,120.09	269	HUNTINGTON WV
JOHN CLARK ANDERSON	\$29,715.10	42	HUNTINGTON WV
JOHN D LANTZ	\$225.00	1	NEW MARTINSVILLE WV
JOHN F PARKULO	\$37,104.50	29	HUNTINGTON WV
JOHN J BALENOVICH LAW OFFICES INC	\$3,268.27	6	CHARLESTON WV
JOHN M JURCO	\$137,362.74	46	ST CLAIRSVILLE OH
JOHN M THOMPSON	\$58,628.96	107	HUNTINGTON WV
JOHN WOODS	\$43,919.71	144	BELLEVILLE WV
JOHNSON LAW OFFICE PLLC	\$24,985.83	35	ELEANOR WV
JONATHAN FITTRO	\$60,529.53	67	HUNTINGTON WV
JORY & SMITH LC	\$4,010.87	1	ELKINS WV
JOSEPH A CURIA III	\$62,450.71	74	CHARLESTON WV
JOSHUA W ORNDORFF PLLC	\$96,909.08	239	MOOREFIELD WV
JTJ LAW PLLC	\$6,570.00	6	CHARLESTON WV
JUBA-PLUMLEY ROSALEE	\$19,942.00	8	ELEANOR WV
JUDY & JUDY	\$28,280.00	21	MOOREFIELD WV
JUSTON H MOORE PLLC	\$86,577.81	153	WAYNE WV
KARICKHOFF DAVID	\$36,042.04	148	SUTTON WV
KATHRYN S LITTLE	\$254.10	1	HUNTINGTON WV
KATHY J DAVIS	\$1,198.95	2	FT GAY WV
KATRINA M CHRIST ATTORNEY AT LAW	\$96,690.92	40	CLIFTON TX
KATZ KANTOR STONESTREET & BUCKNER PLLC	\$2,518.44	2	PRINCETON WV
KATZ WORKING FAMILIES LAW FIRM LC	\$15,316.54	13	CHARLESTON WV
KAUFMAN & MCPHERSON PLLC	\$12,543.39	6	BRIDGEPORT WV
KAVITZ LAW PLLC	\$42,073.19	131	CLIFTON TX
KAYSER LAYNE & CLARK PLLC	\$5,229.63	15	POINT PLEASANT WV
KEATON FRAZER MILLESON & DANTE PLLC	\$54,346.00	80	ROMNEY WV
KEITH WHITE ATTORNEY AT LAW	\$56,601.50	56	ST MARYS WV
KENNETH E CHITTUM AND ASSOCIATES PLLC	\$144,169.88	144	HUNTINGTON WV
KENNETH J BARNETT LC	\$46,056.73	22	SUMMERSVILLE WV
KENNETH P HICKS LC	\$810.42	1	HUNTINTON WV
KENNY R STARCHER	\$121,118.00	95	CLIFTON TX
KENTUCKY MEDICAL SERVICES FOUNDATION INC	\$5,375.00	1	LEXINGTON KY
KETTERING DELLIGATTI LAW OFFICES PLLC	\$58,858.31	99	FAIRMONT WV
KEVIN P DAVIS	\$90,876.10	237	CLIFTON TX
KEVIN R CONNOLEY	\$35,850.06	18	MORGANTOWN WV
KIRBY & ASHLEY LC	\$42,949.27	42	HUNTINGTON WV
KIRKPATRICK LAW OFFICE PLLC	\$160,387.78	265	HUNTINGTON WV
KLATT LAW OFFICES PLLC	\$86,982.25	93	CLIFTON TX
KLIE LAW OFFICES PLLC	\$19,057.13	16	BUCKHANNON WV
KOSTENKO & OSGOOD LC	\$106,494.04	324	HUNTINGTON WV
KRATOVIL LAW OFFICES PLLC	\$94,032.48	136	GARDENDALE AL

<b>PUBLIC DEFENDER SERVICES APPOINTED COUNSEL FEES AND EXPENSES PAID FISCAL YEAR 2022</b>			
<b>FEES</b>		<b>(ALPHABETICAL ORDER)</b>	
<b>PAYEE</b>	<b>TOTAL \$</b>	<b># OF CLAIMS</b>	<b>OFFICE LOCATION</b>
KRISTEN D ANTOLINI	\$2,038.04	3	MORGANTOWN WV
KRISTOPHER FAERBER	\$61,005.78	54	HUNTINGTON WV
KROGER LAW OFFICE	\$338.00	1	MORGANTOWN WV
KUENZEL & ASSOCIATES PLLC	\$27,151.19	49	CHAPMANVILLE WV
KUHN & HAINES LC	\$34,031.10	44	KEYSER WV
KURELAC LAW OFFICE	\$96,780.04	68	MOUNDSVILLE WV
L SCOTT BRISCOE	\$146,240.86	256	DANVILLE WV
L VICTOR NAVY	\$63,031.27	114	GARDENDALE AL
LAMBERT LAW OFFICES PLLC	\$51,253.49	50	HURRICANE WV
LANCE E ROLLO	\$91,474.93	113	MORGANTOWN WV
LANE INVESTIGATIONS LLC	\$2,667.00	1	GRAYSON KY
LANTERN MENTAL HEALTH INC	\$1,400.00	1	PINEVILLE WV
LANTZ LAW OFFICE	\$336.16	1	MOUNDSVILLE WV
LARRY A PETERS INC	\$4,261.67	4	WINCHESTER VA
LATACHIA MILLER ESQUIRE PLLC	\$87,125.87	84	BECKLEY WV
LAURA M FINCH ATTORNEY AT LAW	\$947.00	1	MARLINTON WV
LAUREL RIDGE PSYCHOLOGICAL ASSOCIATES LLC	\$1,850.00	1	PRINCETON WV
LAUREN THOMPSON	\$10,610.00	11	WILLIAMSON WV
LAW FIRM OF A JOSEPH MUNOZ	\$71,524.00	44	PARKERSBURG WV
LAW FIRM OF M E SNEAD PLLC	\$146,544.05	222	WEBSTER SPRINGS WV
LAW OFFICE OF B SCOTT WOLFE PLLC	\$51,224.01	35	HARRISVILLE WV
LAW OFFICE OF CHRISTOPHER M WILSON PLLC	\$101,478.47	62	FAIRMONT WV
LAW OFFICE OF COURTNEY L AHLBORN PLLC	\$27,316.59	25	CLIFTON TX
LAW OFFICE OF DAVID A MASCIO	\$90,421.53	36	CLIFTON TX
LAW OFFICE OF DAVID B KELLEY	\$95,303.55	52	PRINCETON WV
LAW OFFICE OF DONNIE L ADKINS II PLLC	\$101,545.78	77	CLIFTON TX
LAW OFFICE OF FOLICKMAN & TURKETT PLLC	\$132,149.15	550	GARDENDALE AL
LAW OFFICE OF HEATHER L STARCHER	\$95,313.88	52	PARKERSBURG WV
LAW OFFICE OF HEATHER M WEESE PLLC	\$2,103.70	1	HUNTINGTON WV
LAW OFFICE OF HUNTER SIMMONS	\$92,982.29	540	BUCKHANNON WV
LAW OFFICE OF IRA RICHARDSON PLLC	\$262,645.82	290	CLIFTON TX
LAW OFFICE OF JEFF C WOODS	\$13,464.49	26	SCOTT DEPOT WV
LAW OFFICE OF JUSTIN D PRITT PLLC	\$22,265.98	22	GARDENDALE AL
LAW OFFICE OF KAREN S HATFIELD PLLC	\$188,594.06	431	CLIFTON TX
LAW OFFICE OF KEVIN C SPONAUGLE PLLC	\$73,012.87	112	FRANKLIN WV
LAW OFFICE OF KIMBERLY E MCGANN PLLC	\$27,902.73	35	HUNTINGTON WV
LAW OFFICE OF LISA A GREEN	\$103,113.94	63	SHEPHERDSTOWN WV
LAW OFFICE OF MARY ELLEN BINNS DAVIS	\$66,999.89	40	MARTINSBURG WV
LAW OFFICE OF MICHAEL SAFCSAK PLLC	\$128,831.16	252	CLIFTON TX
LAW OFFICE OF NICHOLAS FORREST COLVIN ESQ PLLC	\$67,527.28	38	MARTINSBURG WV
LAW OFFICE OF P ZACHARY STEWART	\$285.98	1	WEIRTON WV
LAW OFFICE OF P ZACHARY STEWART PLLC	\$33,939.35	15	WEIRTON WV
LAW OFFICE OF REBECCA S JOHNSON	\$158,701.37	98	CLIFTON TX

<b>PUBLIC DEFENDER SERVICES APPOINTED COUNSEL FEES AND EXPENSES PAID FISCAL YEAR 2022</b>			
<b>FEES</b>		<b>(ALPHABETICAL ORDER)</b>	
<b>PAYEE</b>	<b>TOTAL \$</b>	<b># OF CLAIMS</b>	<b>OFFICE LOCATION</b>
LAW OFFICE OF ROBBY N LONG LC	\$114,004.13	123	WINFIELD WV
LAW OFFICE OF STEPHANIE J SHEPHERD	\$5,086.80	14	MORGANTOWN WV
LAW OFFICE OF TERRANCE JOSEPH HOLDERBY	\$5,551.50	29	KEYSER WV
LAW OFFICE OF TRAVIS SAYRE	\$4,975.00	5	PARKERSBURG WV
LAW OFFICE OF WARD MORGAN	\$59,388.51	54	BLUEFIELD WV
LAW OFFICES OF CARIN KRAMER PLLC	\$21,525.41	39	LEWISBURG WV
LAW OFFICES OF CRAIG P ERHARD PLLC	\$28,957.95	65	FAIRMONT WV
LAW OFFICES OF DR JUAN PITTALUGA ESQ PLLC	\$804.50	3	MARTINSBURG WV
LAW OFFICES OF DREAMA D SINKKANEN	\$61,531.60	54	HUNTINGTON WV
LAW OFFICES OF JAMES W GABEHART	\$47,287.54	85	LEBANON TN
LAW OFFICES OF JASON STEDMAN	\$93,475.47	145	MARTINSBURG WV
LAW OFFICES OF JOHN B BROOKS PLLC	\$38,074.35	45	HUNTINGTON WV
LAW OFFICES OF PAUL G TAYLOR PLLC	\$65,911.64	73	MARTINSBURG WV
LAW OFFICES OF VANESSA LYNN RODRIGUEZ	\$186.00	1	BRIDGEPORT WV
LAWRENCE E SHERMAN JR LC	\$262,126.17	462	ROMNEY WV
LEFLER & BOGGS PLLC	\$77,457.74	63	GARDENDALE AL
LELA WALKER ATTORNEY AT LAW PLLC	\$98,591.40	221	OCEANA WV
LENA D PRATT	\$52,669.80	39	LOGAN WV
LESLIE L MAZE	\$29,877.61	33	ELIZABETH WV
LESLIE LEGAL PLLC	\$69,124.49	112	CLIFTON TX
LIGHTNER LAW OFFICES PLLC	\$64,589.55	73	SCOTT DEPOT WV
LISA A ESTES ATTORNEY AT LAW	\$6,721.68	3	HURRICANE WV
LOCKWOOD & LOCKWOOD	\$9,916.00	3	HUNTINGTON WV
LONG LAW OFFICES PLLC	\$30,674.18	60	SCOTT DEPOT WV
LOSH MOUNTAIN LEGAL SERVICES	\$71,485.50	47	CLARKSBURG WV
LOUGHRY BUELL & SIPE LLC	\$158.00	1	MARIETTA OH
LOUIE T PRICE	\$718.00	1	HUNTINGTON WV
LUPARDUS LAW OFFICE	\$35,840.72	39	CLIFTON TX
LUSK & BRADFORD PLLC	\$16,728.90	25	BECKLEY WV
LYONS PHILLIPS LEGAL GROUP PLLC	\$350,910.55	460	MORGANTOWN WV
M SANTA BARBARA LAW OFFICE	\$81,804.02	173	MARTINSBURG WV
MAGANN LAW OFFICE PLLC	\$99,789.80	96	BLUEFIELD WV
MAIER LAW OFFICE LLC	\$117,403.61	80	PRINCETON WV
MALLET SHANE M LAW OFFICES	\$18,009.17	22	WHEELING WV
MALTASE FIRE INVESTIGATION	\$1,500.00	1	MORGANTOWN WV
MANCHIN INJURY LAW GROUP PLLC	\$127,817.39	48	FAIRMONT WV
MANN & MANN LAW OFFICE	\$33,072.26	28	HINTON WV
MARCIA L CHANDLER	\$4,654.75	4	GREENCASTLE PA
MARILYN M HIGHLAND	\$211.75	1	SCOTT DEPOT WV
MARK A BRAMBLE	\$193,496.17	216	CHARLESTON WV
MARK D PANEPINTO	\$48,240.03	21	WHEELING WV
MARK E HOBBS	\$80,358.66	64	CHAPMANVILLE WV
MARK EVERETT ATTORNEY AT LAW PLLC	\$66,511.62	129	MORGANTOWN WV
MARLA ZELENE HARMAN	\$20,205.35	9	HUNTINGTON WV

<b>PUBLIC DEFENDER SERVICES APPOINTED COUNSEL FEES AND EXPENSES PAID FISCAL YEAR 2022</b>			
<b>FEES</b>		<b>(ALPHABETICAL ORDER)</b>	
<b>PAYEE</b>	<b>TOTAL \$</b>	<b># OF CLAIMS</b>	<b>OFFICE LOCATION</b>
MARTIN LAW FIRM	\$16,787.81	27	NITRO WV
MARTINO GARY J	\$35,644.00	55	ANMOORE WV
MARY M DOWNEY	\$3,819.49	3	CHARLESTON WV
MATTHEW C BROCK	\$133,950.59	146	MORGANTOWN WV
MATTHEW CRIMMEL	\$328.54	2	MORGANTOWN WV
MATTHEW HALL FAIR ATTORNEY AT LAW	\$64,418.50	132	ELKINS WV
MAX H WHITE PLLC	\$47,946.76	158	KEYSER WV
MCCLUNG LAW OFFICES	\$126,903.92	120	GARDENDALE AL
MCCLURE GOAD PLLC	\$38,640.31	184	HUNTINGTON WV
MCCLURE LAW PLLC	\$61,554.78	65	CLARKSBURG WV
MCCOID LAW OFFICES PLLC	\$51,864.98	24	WHEELING WV
MCCOY INJURY LAW PLLC	\$67,746.44	25	FAIRMONT WV
MCGRAW LAW OFFICES	\$34,772.20	30	PROSPERITY WV
MELISHA D C SOUDERS	\$4,797.58	3	BERKELEY SPRINGS WV
MELISSA T ROMAN PLLC	\$60,319.79	58	MOUNT CLARE WV
MICHAEL A MEADOWS	\$3,229.02	2	HUNTINGTON WV
MICHAEL ALLEN HICKS	\$47,486.87	52	GRANTSVILLE WV
MICHAEL E FROBLE	\$23,188.00	21	HUNTINGTON WV
MICHAEL N EACHUS	\$33,850.59	12	HUNTINGTON WV
MICHAEL NELSON M LC	\$284.00	1	KEYSER WV
MICHAEL R WHITT	\$207,470.00	65	HUNTINGTON WV
MICHELE G HANKINS	\$643.45	3	HUNTINGTON WV
MICHELE L JAWORSKI	\$1,555.75	3	DILLONVALE OH
MILLS KEVIN D & ASSOCIATES PLLC	\$1,560.00	2	CLIFTON TX
MISSY L YOUNG CCR	\$278.30	2	SISSONVILLE WV
MIZE LAW FIRM PLLC	\$3,493.10	1	BECKLEY WV
MOLAW PLLC	\$18,728.73	36	CLIFTON TX
MOORE & ASSOCIATES A PROFESSIONAL CORPORATION	\$63,096.39	35	HUNTINGTON WV
MOORE LAW FIRM PLLC	\$720.00	2	FRANKLIN WV
MORIAH MYERS	\$42,150.68	51	HUNTINGTON WV
MOSES JOSEPH J	\$119,589.53	58	WHEELING WV
MOUNTAIN STATE LAW	\$9,282.32	5	CLARKSBURG WV
MOUNTAINEER LEGAL SERVICES PLLC	\$196,975.76	508	GARDENDALE AL
MOYE LAW OFFICE	\$1,224.48	4	WINFIELD WV
N EDWARD EAGLOSKI	\$3,584.63	10	HURRICANE WV
NANCY A DALBY ATTORNEY AT LAW	\$119,079.58	82	GARDENDALE AL
NANNERS LAW OFFICE PLLC	\$108,370.04	193	BUCKHANNON WV
NATALIE L WANDLING	\$215.60	1	SCOTT DEPOT WV
NEISWONGER & WHITE	\$118,982.12	227	GARDENDALE AL
NELSON LEGAL SERVICES LC	\$86,882.67	95	PETERSBURG WV
NESSSEL LAW FIRM	\$212,478.05	193	HUNTINGTON WV
NETHKEN LAW OFFICE PLLC	\$59,665.92	318	HUNTINGTON WV
NEW STEPHEN P LC	\$5,675.59	7	BECKLEY WV

<b>PUBLIC DEFENDER SERVICES APPOINTED COUNSEL FEES AND EXPENSES PAID FISCAL YEAR 2022</b>			
<b>FEES</b>		<b>(ALPHABETICAL ORDER)</b>	
<b>PAYEE</b>	<b>TOTAL \$</b>	<b># OF CLAIMS</b>	<b>OFFICE LOCATION</b>
NEXT STEP LEGAL	\$30,082.39	82	WILLIAMSON WV
NEXT STEP LEGAL PLLC	\$5,864.00	3	WILLIAMSON WV
NIC DALTON LAW PLLC	\$135,499.83	106	PT PLEASANT WV
NOLAN LAW FIRM	\$50,683.10	131	HUNTINGTON WV
OLCOTT LAW OFFICE	\$13,802.21	2	CHARLESTON WV
OSBORNE & ASSOCIATES PLLC	\$56,418.03	53	HUNTINGTON WV
PANHANDLE ACCIDENT RECONSTRUCTION	\$2,512.62	3	MARTINSBURG WV
PANHANDLE PRINTING & DESIGN LLC	\$1,214.23	4	MARTINSBURG WV
PATRICIA A KURELAC ATTORNEY AT LAW	\$15,598.52	11	MOUNDSVILLE WV
PATTERSON LEGAL ASSISTING SERVICES	\$4,544.33	4	SOUTH CHARLESTON WV
PATTERSON REPORTING	\$695.25	2	HARPERS FERRY WV
PAUGH SUSAN K	\$11,679.25	7	MARTINSBURG WV
PAULA L HARBOUR ATTORNEY AT LAW PLLC	\$14,595.12	19	HUNTINGTON WV
PETITTO LAW PLLC	\$12,267.73	31	GARDENDALE AL
PETTIJOHN LAW GROUP LC	\$49,459.16	113	HUNTINGTON WV
PHILLIP RAY AMICK	\$48,173.92	30	HUNTINGTON WV
PLANTS LAW FIRM PLLC	\$111,499.13	165	S CHARLESTON WV
POLVERINI AND WIATER PLLC	\$159,737.92	111	HUNTINGTON WV
POWELL & MAJESTRO PLLC	\$2,752.00	7	CHARLESTON WV
POWER BECK & MATZUREFF	\$51,003.74	21	MARTINSBURG WV
PRIMECARE MEDICAL INC	\$40.00	2	HARRISBURG PA
PRITT & SPANO PLLC	\$142,907.80	232	GARDENDALE AL
PSYCHOEDUCATIONAL CONSULTANTS LLC	\$11,344.03	1	NORTH PROVIDENCE RI
PSYCHOLOGICAL CONSULTING INC	\$3,375.00	3	MARTINSBURG WV
PULLIN FOWLER FLANAGAN BROWN & POE PLLC	\$61,554.12	100	CHARLESTON WV
R KEITH FLINCHUM	\$145,432.66	161	PRINCETON WV
R PERUZZI CONSULTING INC	\$4,625.00	1	BETHLEHEM PA
R STEPHEN DAVIS	\$35,558.00	10	BECKLEY WV
RABER LAW OFFICES PLLC	\$106,872.98	171	CLIFTON TX
RAMSEY LAW OFFICE	\$13,702.39	13	DANIELS WV
RANDALL D WALL	\$44,574.60	394	HUNTINGTON WV
RAY LAW PLLC	\$45,165.02	43	HUNTINGTON WV
REBECCA ANN MATHEWS	\$67,588.89	38	ANDALUSIA AL
REBECCA E MICK	\$97,143.10	78	HUNTINGTON WV
REBECCA L TATE	\$2,621.50	1	FAIRMONT WV
REGINALD D HENRY ATTORNEY AT LAW PLLC	\$8,847.84	14	MABSCOTT WV
RICHARD M GOLDSTEIN	\$2,041.45	1	PRINCETON WV
RICHARDSON DAVID B LAW OFFICE	\$124,925.55	155	WINFIELD WV
RICHARDSON RICHARDSON & CAMPBELL	\$6,509.61	20	PARKERSBURG WV
RJH LAW	\$78,839.76	111	INWOOD WV
ROBB O LIVINGOOD	\$24,150.97	28	CLIFTON TX
ROBERT DUNLAP ESQ PLLC	\$105,841.40	90	BECKLEY WV
ROBERT E BARRAT	\$5,337.75	8	MARTINSBURG WV
ROBERT E WILKINSON ATTORNEY AT LAW	\$87,871.01	31	HUNTINGTON WV

<b>PUBLIC DEFENDER SERVICES APPOINTED COUNSEL FEES AND EXPENSES PAID FISCAL YEAR 2022</b>			
<b>FEES</b>		<b>(ALPHABETICAL ORDER)</b>	
<b>PAYEE</b>	<b>TOTAL \$</b>	<b># OF CLAIMS</b>	<b>OFFICE LOCATION</b>
ROBERT K ROTHFEDER	\$14,400.00	1	SANDY UT
ROBERT P MARTIN	\$11,742.16	1	MARLINTON WV
ROBERT T NOONE	\$1,590.00	1	LOGAN WV
ROBERT W BRIGHT	\$14,707.73	16	MIDDLEPORT OH
ROBIN CISCO	\$89,071.16	53	HUNTINGTON WV
ROBIN R BROWN	\$924.00	2	LOOKOUT WV
ROBYN M BABINEAU ATTORNEY AT LAW	\$33,413.70	32	FAIRMONT WV
RODGERS JEFFREY S	\$50,672.61	88	HUNTINGTON WV
ROOP & SMITH LAW OFFICE PLLC	\$1,130.00	2	BECKLEY WV
ROSINSKY LAW OFFICE	\$227,839.28	231	HUNTINGTON WV
ROZAS LAW OFFICE LLC	\$42,512.36	63	CUMBERLAND MD
RUMORA & RUMORA LC	\$111,110.45	111	HUNTINGTON WV
RUTH LAW OFFICES PLLC	\$227,142.46	207	HUNTINGTON WV
S2C GROUP LLC	\$1,526.22	2	SUMMIT POINT WV
SAL SELLARO CULPEPPER LEGAL GROUP PLLC	\$3,104.31	2	GARDENDALE AL
SAMMONS OLIVERO & PARASCHOS PLLC	\$13,170.07	9	HUNTINGTON WV
SANDERS & AUSTIN	\$54,258.91	65	HUNTINGTON WV
SANDRA L KELLEY	\$2,344.65	1	BUNKER HILL WV
SANTER & SANTER	\$2,817.34	1	PARKERSBURG WV
SARA CHAPMAN LAW PLLC	\$61,089.45	54	HUNTINGTON WV
SARABETH JETT	\$8,672.34	2	RAVENSWOOD WV
SAUNDERS MESKE PLLC	\$24,993.05	17	SHEPHERDSTOWN WV
SAVILLE ROYCE B PLLC	\$12,051.17	34	ROMNEY WV
SCALES LAW OFFICE	\$51,132.27	30	MARTINSBURG WV
SCHARF WILLIAM H	\$7,612.00	21	CHARLESTON WV
SCHEETZ CHRISTOPHER A	\$40,284.23	26	GARDENDALE AL
SCOTT A ASH	\$2,260.59	1	ATHENS WV
SCOTT A SHOUGH	\$99,822.27	158	FAIRMONT WV
SCOTT S RADMAN	\$340.00	1	MORGANTOWN WV
SEAN LOGUE PLLC	\$960.00	3	CARNEGIE PA
SECOND CREEK TECHNOLOGIES LLC	\$1,054.68	1	BARBOURSVILLE WV
SELARIO LAW PLLC	\$9,016.08	33	CLARKSBURG WV
SELDEN LAW OFFICES LC	\$67,031.97	41	BECKLEY WV
SHAFFER LAW OFFICES	\$53,752.83	31	WHEELING WV
SHAFFER & SHAFFER	\$41,481.20	96	MADISON WV
SHAFFER LAW	\$133,217.14	174	CHARLESTON WV
SHAFFER MADIA LAW PLLC	\$1,384.48	1	MORGANTOWN WV
SHANNON N PRICE	\$2,878.00	3	CLIFTON TX
SHARON CHILDERS	\$198,831.17	358	CLIFTON TX
SHAW & SHAW LC	\$141,812.79	165	HUNTINGTON WV
SHAWN D BAYLISS	\$15,862.44	27	HURRICANE WV
SHREVE LAW FIRM	\$59,917.08	146	CINCINNATI OH
SIDNEY H BELL	\$28,302.10	20	CLIFTON TX
SKLAVOUNAKIS LAW OFFICE	\$4,228.00	13	WHEELING WV

<b>PUBLIC DEFENDER SERVICES APPOINTED COUNSEL FEES AND EXPENSES PAID FISCAL YEAR 2022</b>			
<b>FEES</b>		<b>(ALPHABETICAL ORDER)</b>	
<b>PAYEE</b>	<b>TOTAL \$</b>	<b># OF CLAIMS</b>	<b>OFFICE LOCATION</b>
SLAVEY & SHUMAKER PLLC	\$119,002.57	132	MORGANTOWN WV
SMITH CLINTON W	\$28,007.00	51	CHARLESTON WV
SNYDER & HASSIG	\$10,168.70	4	NEW MARTINSVILLE WV
SOLID ROCK INVESTIGATIONS LLC	\$588.20	4	RED HOUSE WV
SOUTHERN WV LAW CLINIC	\$168,977.29	76	GARDENDALE AL
ST PETERSBURG INDEPENDENT DIAGNOSTIC RADIOLOGY INC	\$3,500.00	1	SAINT PETERSBURG FL
STACY LAW OFFICES	\$38,879.28	94	HUNTINGTON WV
STEED DEBRA L PLLC	\$50,405.85	36	PARKERSBURG WV
STEPHEN MORRISON PRIVATE INVESTIGATIONS	\$6,118.56	5	HUNTINGTON WV
STEPTOE & JOHNSON PLLC	\$87,169.90	57	BRIDGEPORT WV
STERN & EISENBERG PC	\$21,046.73	34	WARRINGTON PA
STEVEN M THORNE	\$69,791.20	135	LOGAN WV
STEVEN MCKAY WRIGHT	\$54,842.50	36	HUNTINGTON WV
STONE ROBERT C JR PLLC	\$31,090.81	21	MARTINSBURG WV
STRIA CONSULTING GROUP INC	\$1,600.00	1	BROOKLYN NY
STROEBEL & STROEBEL PLLC	\$31,103.15	27	CHARLESTON WV
STURM HEIDI M GEORGI	\$64,586.44	40	GARDENDALE AL
SUSIE HILL ATTORNEY AT LAW PLLC	\$164,594.61	56	CROSS LANES WV
SUTTON & JANELLE ATTORNEYS AT LAW PLLC	\$8,797.12	11	MARTINSBURG WV
SWEENEY LAVERNE	\$454.00	3	GRAFTON WV
TALBERT LAW PLLC	\$21,019.86	67	HUNTINGTON WV
TALIA M BAER	\$891.45	5	RACINE OH
TANIA STRICKER	\$242.55	1	PINCH WV
TAYLOR HINKLE & TAYLOR INC	\$108,915.49	64	BECKLEY WV
TAYLOR LAW OFFICE	\$27,917.00	19	MORGANTOWN WV
TENISHA DAWN CLINE	\$160,875.43	121	CLIFTON TX
THE ASPEN LAW OFFICE PLLC	\$53,260.95	35	DANIELS WV
THE BISCHOFF LAW FIRM PLLC	\$26,372.87	15	SHEPHERDSTOWN WV
THE BRIGHT LAW FIRM PLLC	\$64,603.56	61	KINGWOOD WV
THE FORD LAW FIRM PLLC	\$91,990.63	95	LEWISBURG WV
THE KUHL LAW OFFICE PLLC	\$83,548.48	138	HURRICANE WV
THE LAW OFFICE OF SARA B HALL PLLC	\$104,836.63	113	GARDENDALE AL
THE LAW OFFICE OF TAYLOR GRAHAM	\$16,851.96	17	HUNTINGTON WV
THE RECTOR AND VISITORS OF THE UNIVERSITY OF VIRGINIA	\$47,013.00	5	CHARLOTTESVILLE VA
THE RIDDELL LAW GROUP PLLC	\$97,348.59	126	MARTINSBURG WV
THE TASA GROUP INC	\$3,459.40	1	TROOPER PA
THOMAS HANNA EVANS PLLC	\$215,524.75	187	CLIFTON TX
THOMAS J PRALL	\$60,148.07	145	WESTON WV
TIMBERA C WILCOX	\$91,436.44	224	CLIFTON TX
TIMOTHY H PRENTICE	\$153,907.97	236	HUNTINGTON WV
TIPTON LAW OFFICES	\$35,448.72	46	MORGANTOWN WV
TISSUE PHILIP J	\$835.92	2	OAK HILL WV

<b>PUBLIC DEFENDER SERVICES APPOINTED COUNSEL FEES AND EXPENSES PAID FISCAL YEAR 2022</b>			
<b>FEES</b>		<b>(ALPHABETICAL ORDER)</b>	
<b>PAYEE</b>	<b>TOTAL \$</b>	<b># OF CLAIMS</b>	<b>OFFICE LOCATION</b>
TODD R MEADOWS	\$87,133.86	70	HUNTINGTON WV
TONY MORGAN	\$11,930.20	23	GRANTSVILLE WV
TRACY P HERRON-RICE	\$1,634.10	4	MOOREFIELD WV
TRACY WEESE	\$1,201.51	2	GARDENDALE AL
TRAVIS SAYRE	\$458.98	1	PARKERSBURG WV
TREADWAY JOHN H JR	\$57,242.65	106	MOOREFIELD WV
TRIPLETT & TRIPLETT LC	\$2,903.86	1	ELKINS WV
TROZZO LOWERY WESTON & ROCK	\$18,771.20	37	CUMBERLAND MD
TRUMP & TRUMP LC	\$24,183.20	14	BERKELEY SPRINGS WV
TSIATSOS LAW FIRM PLLC	\$6,823.00	3	INWOOD WV
TURNER & JOHNS PLLC	\$1,239.17	5	CHARLESTON WV
TYLER K COTTRILL	\$65,232.99	61	GARDENDALE AL
TYREE EMBREE & ASSOCIATES PLLC	\$15,233.69	21	HURRICANE WV
UMINA LEGAL PLLC	\$83,023.53	70	CLIFTON TX
UNIVERSITY HEALTH ASSOCIATES	\$2,000.00	2	MORGANTOWN WV
VAN ZANT SUSAN J LC	\$71,336.08	112	WILLIAMSON WV
VARNER & VAN VOLKENBURG PLLC	\$7,672.30	11	CLARKSBURG WV
VAUGHAN INVESTIGATIONS	\$10,903.21	25	BRADLEY WV
VERITAS GLADIO INVESTIGATIONS LLC	\$2,288.06	1	SAINT ALBANS WV
VICTOR & VICTOR LLP	\$219,413.46	220	GARDENDALE AL
VITAL RICHARD L	\$1,594.00	6	BARBOURSVILLE WV
W A DAWSON JR ATTORNEY AT LAW PLLC	\$1,786.00	6	HUNTINGTON WV
WALLACE MICHAEL K	\$53,015.42	48	SOUTH CHARLESTON WV
WALTERS & HEISHMAN PLLC	\$6,684.50	6	MOOREFIELD WV
WALTERS LAW FIRM PLLC	\$7,569.50	19	CHARLESTON WV
WARD LAW OFFICES PLLC	\$1,369.00	2	BECKLEY WV
WATSON LAW PLLC	\$7,697.05	9	CLARKSBURG WV
WAYNE KING	\$16,344.00	9	CLIFTON TX
WEATHERHOLT LEGAL SERVICES PLLC	\$117,699.87	145	MOOREFIELD WV
WELLS H DILLON	\$107,086.55	86	GARDENDALE AL
WHEATON LAW PLLC	\$41,100.00	45	MARTINSBURG WV
WHITE & CLYBURN LAW OFFICES	\$14,842.82	8	MOUNDSVILLE WV
WHITE LAW OFFICE	\$41,315.51	32	MOUNDSVILLE WV
WHITNEY DAVIS	\$2,225.60	6	RUSSELL KY
WHITTEN LAW OFFICE LC	\$170,706.14	309	CLIFTON TX
WIEDEL DIANA CARTER	\$110,882.32	63	GARDENDALE AL
WILDMAN ERIC KEITH	\$61,542.39	101	GARDENDALE AL
WILLIAM C BREWER & ASSOCIATES PLLC	\$4,148.98	11	MORGANTOWN WV
WILLIAM L PENNINGTON	\$30,398.74	58	MORGANTOWN WV
WILLIAM O HUFFMAN	\$28,419.27	30	PRINCETON WV
WILLIAM PRENTICE YOUNG PLLC	\$95,536.86	21	GARDENDALE AL
WILLIAM T NESTOR PLLC	\$112,441.33	161	ELKINS WV
WILLIAM T RICE	\$56,723.64	29	GARDENDALE AL
WILLIAMS JOHN E JR	\$72,140.30	102	PRINCETON WV

<b>PUBLIC DEFENDER SERVICES APPOINTED COUNSEL FEES AND EXPENSES PAID FISCAL YEAR 2022</b>			
<b>FEES</b>		<b>(ALPHABETICAL ORDER)</b>	
<b>PAYEE</b>	<b>TOTAL \$</b>	<b># OF CLAIMS</b>	<b>OFFICE LOCATION</b>
WILSON LAW OFFICE	\$175,167.17	318	HUNTINGTON WV
WINIFRED L BUCY	\$8,779.33	4	BECKLEY WV
WITT LAW PLLC	\$31,903.88	23	HUNTINGTON WV
WOLFE WHITE & ASSOCIATES	\$5,568.00	33	LOGAN WV
WOODS INVESTIGATIONS	\$5,909.97	3	BECKLEY WV
WOOTON & WOOTON	\$3,653.60	8	BECKLEY WV
WOOTON WOOTON & DAVIS PLLC	\$542.00	5	BECKLEY WV
WYCLIF S FARQUHARSON	\$97,673.50	56	HUNTINGTON WV
YANNI LAW FIRM	\$49,348.29	124	CHARLES TOWN WV
YOST LAW PLLC	\$37,411.85	44	WESTOVER WV
ZAVOLTA LAW OFFICE	\$714.00	2	WHEELING WV
ZIEGLER & ZIEGLER LC	\$1,266.95	2	HINTON WV
<b>APPOINTED COUNSEL VOUCHERS</b>	<b>\$30,889,078.11</b>	<b>39,557</b>	

<b>PUBLIC DEFENDER SERVICES APPOINTED COUNSEL FEES AND EXPENSES PAID FISCAL YEAR 2022</b>			
<b>DIRECT EXPENSE VOUCHERS</b>		<b>(ALPHABETICAL ORDER)</b>	
<b>PAYEE</b>	<b>TOTAL \$</b>	<b># OF CLAIMS</b>	<b>OFFICE LOCATION</b>
ADVANCED SECURITY & INVESTIGATION LLC	\$1,366.01	1	KEGLEY WV
ALAN L HIRSCH	\$1,575.00	1	WILLIAMSTOWN MA
AMANDA J PICKENS	\$625.10	4	SOUTH CHARLESTON WV
AMANDA R HUNTER	\$161.70	1	HUNTINGTON WV
APPLIED DNA RESOURCES	\$2,956.25	1	COLUMBUS OH
ARM SECURITY INVESTIGATIONS	\$1,021.50	1	SHADY SPRINGS WV
AVAZYME INC	\$1,575.00	1	DURHAM NC
BARTON INVESTIGATIONS	\$18,963.80	4	PARKERSBURG WV
BEHAVIORAL SCIENCE ASSOCIATES INC	\$2,000.00	1	WHEELING WV
BELINDA E MUNDY	\$1,222.20	4	CHARLESTON WV
BETLERS REPORTING & LEGAL VIDEO SERVICES LLC	\$662.20	1	HUNTINGTON WV
BILL J BUZZO	\$5,023.12	5	HUNTINGTON WV
BLUE RIDGE PSYCHOLOGICAL ASSOCIATES LLC	\$9,148.36	2	CROZET VA
BODE CELLMARK FORENSICS INC	\$2,070.44	1	LORTON VA
CABELLS PRIVATE INVESTIGATION	\$7,627.02	9	HUNTINGTON WV
CANTIS INVESTIGATIVE SERVICES LLC	\$2,250.15	1	MORGANTOWN WV
CAPITOL CITY INVESTIGATIONS LLC	\$2,134.56	2	HUNTINGTON WV
CAROL A ASHBURN	\$1,062.60	1	BRIDGEPORT WV
CHRISTOPHER A SALYERS	\$1,963.50	8	CHARLESTON WV
CLAYMAN & ASSOCIATES PLLC	\$5,660.00	2	CHARLESTON WV
CLIFTON R HUDSON PHD	\$1,500.00	1	CHARLESTON WV
CONNIE D DEMUTH	\$2,589.35	19	HURRICANE WV
CONSOLIDATED CONSULTANTS CO	\$600.60	1	CHULA VISTA CA
COOK SERVICES & INVESTIGATIONS	\$22,610.40	5	LOST RIVER WV
CORNELL INVESTIGATIONS	\$24,906.27	58	HARRISVILLE WV
CORNELL INVESTIGATIONS LLC	\$16,999.40	35	HARRISVILLE WV
CRISWELL LEGAL SUPPORT SERVICES	\$480.00	1	WHEELING WV
DAYSRING COUNSELING CENTER INC	\$1,950.00	1	DUNBAR WV
DIGITAL FORENSIC INVESTIGATIONS LLC	\$6,800.00	4	MORGANTOWN WV
E A S WINCHESTER PLLC	\$22,887.50	7	WINCHESTER VA
EASTERN PSYCHOLOGICAL SERVICES INC	\$4,991.77	4	ROMNEY WV
ELITE INVESTIGATIONS INC	\$1,058.03	2	HUNTINGTON WV
ENGLERT FORENSIC CONSULTANTS LLC	\$5,675.00	1	WEST LINN OR
EUGENE R CAMEROTA CONSULTING ENGINEER	\$6,262.04	1	SYRACUSE NY
FORENSIC DNA EXPERTS LLC	\$2,500.00	1	RIVERSIDE CA
FORENSICDX PC	\$7,000.00	1	WINDBER PA
FREDERICK M WENTLING	\$2,875.00	1	LEBANON PA
FREMOUW SIGLEY & BAKER PSYCHOLOGICAL ASSOCIATES PLLC	\$10,450.00	7	MORGANTOWN WV
GRIFFIN & ASSOCIATES	\$23,261.95	6	HUNTINGTON WV
HEWETT & ASSOCIATES LLC	\$272.76	1	KEEDYSVILLE WV
JEAN B SPEIGHTS	\$1,073.05	2	LEWISBURG WV
JEFFREY SCOTT NEUSCHATZ	\$4,225.00	1	HUNTSVILLE AL
JENNIFER J MEADOWS	\$985.60	2	WEST HAMLIN WV

<b>PUBLIC DEFENDER SERVICES APPOINTED COUNSEL FEES AND EXPENSES PAID FISCAL YEAR 2022</b>			
<b>DIRECT EXPENSE VOUCHERS</b>		<b>(ALPHABETICAL ORDER)</b>	
<b>PAYEE</b>	<b>TOTAL \$</b>	<b># OF CLAIMS</b>	<b>OFFICE LOCATION</b>
JOHN D LANTZ	\$225.00	1	NEW MARTINSVILLE WV
KATHRYN S LITTLE	\$254.10	1	HUNTINGTON WV
KATHY J DAVIS	\$1,198.95	2	FT GAY WV
KENTUCKY MEDICAL SERVICES FOUNDATION INC	\$5,375.00	1	LEXINGTON KY
LANE INVESTIGATIONS LLC	\$2,667.00	1	GRAYSON KY
LANTERN MENTAL HEALTH INC	\$1,400.00	1	PINEVILLE WV
LARRY A PETERS INC	\$4,261.67	4	WINCHESTER VA
LAUREL RIDGE PSYCHOLOGICAL ASSOCIATES LLC	\$1,850.00	1	PRINCETON WV
MALTASE FIRE INVESTIGATION	\$1,500.00	1	MORGANTOWN WV
MARCIA L CHANDLER	\$4,654.75	4	GREENCASTLE PA
MARILYN M HIGHLAND	\$211.75	1	SCOTT DEPOT WV
MICHELE G HANKINS	\$643.45	3	HUNTINGTON WV
MICHELLE L JAWORSKI	\$1,555.75	3	DILLONVALE OH
MISSY L YOUNG CCR	\$278.30	2	SISSONVILLE WV
NATALIE L WANDLING	\$215.60	1	SCOTT DEPOT WV
PANHANDLE ACCIDENT RECONSTRUCTION	\$2,512.62	3	MARTINSBURG WV
PANHANDLE PRINTING & DESIGN LLC	\$1,214.23	4	MARTINSBURG WV
PATTERSON LEGAL ASSISTING SERVICES	\$4,544.33	4	SOUTH CHARLESTON WV
PATTERSON REPORTING	\$695.25	2	HARPERS FERRY WV
PRIMECARE MEDICAL INC	\$40.00	2	HARRISBURG PA
PSYCHOEDUCATIONAL CONSULTANTS LLC	\$11,344.03	1	NORTH PROVIDENCE RI
PSYCHOLOGICAL CONSULTING INC	\$3,375.00	3	MARTINSBURG WV
R PERUZZI CONSULTING INC	\$4,625.00	1	BETHLEHEM PA
ROBERT K ROTHFEDER	\$14,400.00	1	SANDY UT
ROBIN R BROWN	\$924.00	2	LOOKOUT WV
S2C GROUP LLC	\$1,526.22	2	SUMMIT POINT WV
SANDRA L KELLEY	\$2,344.65	1	BUNKER HILL WV
SECOND CREEK TECHNOLOGIES LLC	\$1,054.68	1	BARBOURSVILLE WV
SOLID ROCK INVESTIGATIONS LLC	\$588.20	4	RED HOUSE WV
ST PETERSBURG INDEPENDENT DIAGNOSTIC RADIOLOGY INC	\$3,500.00	1	SAINT PETERSBURG FL
STEPHEN MORRISON PRIVATE INVESTIGATIONS	\$6,118.56	5	HUNTINGTON WV
STRIA CONSULTING GROUP INC	\$1,600.00	1	BROOKLYN NY
TALIA M BAER	\$891.45	5	RACINE OH
TANIA STRICKER	\$242.55	1	PINCH WV
THE RECTOR AND VISITORS OF THE UNIVERSITY OF VIRGINIA	\$38,082.12	4	CHARLOTTESVILLE VA
THE TASA GROUP INC	\$3,459.40	1	TROOPER PA
TRACY P HERRON-RICE	\$1,634.10	4	MOOREFIELD WV
UNIVERSITY HEALTH ASSOCIATES	\$2,000.00	2	MORGANTOWN WV
VAUGHAN INVESTIGATIONS	\$10,903.21	25	BRADLEY WV
VERITAS GLADIO INVESTIGATIONS LLC	\$2,288.06	1	SAINT ALBANS WV
WOODS INVESTIGATIONS	\$5,909.97	3	BECKLEY WV
<b>DIRECT EXPENSE VOUCHERS</b>	<b>\$393,131.18</b>	<b>324</b>	

<b>PUBLIC DEFENDER SERVICES                      APPOINTED COUNSEL FEES AND EXPENSES PAID                      FISCAL YEAR 2022</b>			
<b>ROJAS</b>		<b>(ALPHABETICAL ORDER)</b>	
<b>PAYEE</b>	<b>TOTAL \$</b>	<b># OF CLAIMS</b>	<b>OFFICE LOCATION</b>
THE RECTOR AND VISITORS OF THE UNIVERSITY OF VIRGINIA	\$8,930.88	1	CHARLOTTESVILLE VA
<b>ROJAS VOUCHERS</b>	<b>\$8,930.88</b>	<b>1</b>	

Page intentionally left blank

# **Fees and Expenses Paid By Payee Fiscal Year 2023**

<b>PUBLIC DEFENDER SERVICES APPOINTED COUNSEL FEES AND EXPENSES PAID FISCAL YEAR 2023</b>			
<b>FEES</b>		<b>(DESCENDING ORDER BY TOTAL \$)</b>	
<b>PAYEE</b>	<b>TOTAL \$</b>	<b># OF CLAIMS</b>	<b>OFFICE LOCATION</b>
CHILDLAW SERVICES INC	\$607,602.47	222	PRINCETON WV
TENISHA DAWN CLINE	\$450,804.18	260	CLIFTON TX
LYONS PHILLIPS LEGAL GROUP PLLC	\$375,526.68	600	MORGANTOWN WV
SOUTHERN WV LAW CLINIC	\$305,520.23	113	GARDENDALE AL
LAW OFFICE OF IRA RICHARDSON PLLC	\$302,134.14	304	CLIFTON TX
MICHAEL R WHITT	\$273,313.00	103	HUNTINGTON WV
FUNKHOUSER & SMITH PLLC	\$258,987.84	360	HUNTINGTON WV
RUTH LAW OFFICES PLLC	\$247,726.91	270	HUNTINGTON WV
HUGHART LAW OFFICE	\$233,046.01	152	SISSONVILLE WV
ROSINSKY LAW OFFICE	\$232,161.17	274	HUNTINGTON WV
GREGG PHILLIP DAVIS	\$228,187.71	194	ARTHURDALE WV
GRUNAU LAW OFFICES PLLC	\$218,003.34	153	HUNTINGTON WV
GWALTNEY LAW OFFICE	\$208,741.52	283	DELLSLOW WV
NEISWONGER & WHITE	\$200,444.07	345	GARDENDALE AL
LAWRENCE E SHERMAN JR LC	\$196,415.48	318	ROMNEY WV
MOUNTAINEER LEGAL SERVICES PLLC	\$192,950.52	502	GARDENDALE AL
MARK A BRAMBLE	\$191,014.21	216	CHARLESTON WV
BULLMAN & BULLMAN	\$189,072.05	234	CHARLESTON WV
R KEITH FLINCHUM	\$185,788.75	152	PRINCETON WV
VICTOR & VICTOR LLP	\$185,293.89	219	GARDENDALE AL
POLVERINI AND WIATER PLLC	\$184,846.74	120	HUNTINGTON WV
LAW OFFICE OF KAREN S HATFIELD PLLC	\$182,393.74	430	CLIFTON TX
NESSSEL LAW FIRM	\$181,640.94	176	HUNTINGTON WV
WILLIAM T RICE	\$181,142.45	96	GARDENDALE AL
SUSIE HILL ATTORNEY AT LAW PLLC	\$177,689.35	41	CROSS LANES WV
CAMPBELL & SMITH PLLC	\$177,478.00	201	CLIFTON TX
EDMOND & BAUM PLLC	\$174,772.02	236	HUNTINGTON WV
GREGORY R TINGLER	\$173,450.10	141	HUNTINGTON WV
CLINE & SINGH PLLC	\$172,322.24	98	WEIRTON WV
PRITT & SPANO PLLC	\$169,568.00	232	GARDENDALE AL
DINARDI PETER D	\$169,141.58	148	GARDENDALE AL
WHITTEN LAW OFFICE LC	\$166,409.52	230	CLIFTON TX
RICHARDSON DAVID B LAW OFFICE	\$166,046.22	178	WINFIELD WV
JAMELLA L LOCKWOOD	\$165,666.69	195	BUCKHANNON WV
THOMAS HANNA EVANS PLLC	\$164,648.45	164	CLIFTON TX
JOHN M JURCO	\$163,173.38	67	ST CLAIRSVILLE OH
SHARON CHILDERS	\$162,340.75	285	CLIFTON TX
ERIC K POWELL	\$161,606.61	106	CLIFTON TX
LAW OFFICE OF HUNTER SIMMONS	\$160,925.19	566	BUCKHANNON WV
HUNTER ESCUE LAW PRACTICE CO	\$160,600.92	360	HURRICANE WV

<b>PUBLIC DEFENDER SERVICES APPOINTED COUNSEL FEES AND EXPENSES PAID FISCAL YEAR 2023</b>			
<b>FEES</b>		<b>(DESCENDING ORDER BY TOTAL \$)</b>	
<b>PAYEE</b>	<b>TOTAL \$</b>	<b># OF CLAIMS</b>	<b>OFFICE LOCATION</b>
HERBERT L HIVELY	\$156,127.21	441	GARDENDALE AL
KIRKPATRICK LAW OFFICE PLLC	\$155,050.62	231	HUNTINGTON WV
TIMOTHY H PRENTICE	\$152,576.14	228	HUNTINGTON WV
DOTSENKO LAW OFFICES PLLC	\$151,698.44	67	GARDENDALE AL
JANUTOLO LAW PLLC	\$150,973.11	290	HUNTINGTON WV
LAW FIRM OF M E SNEAD PLLC	\$150,547.92	276	WEBSTER SPRINGS WV
HAGER & LAWSON PLLC	\$149,384.00	323	HUNTINGTON WV
PLANTS LAW FIRM PLLC	\$147,026.89	186	S CHARLESTON WV
FARNSWORTH LAW OFFICE	\$146,877.34	329	CLIFTON TX
DEAN MORGAN	\$146,003.61	140	CLIFTON TX
WILSON LAW OFFICE	\$143,656.62	220	HUNTINGTON WV
LAW OFFICE OF DAVID A MASCIO	\$142,563.81	45	CLIFTON TX
LAW OFFICE OF REBECCA S JOHNSON	\$142,232.19	101	CLIFTON TX
LAW OFFICE OF KEVIN C SPONAUGLE PLLC	\$137,229.14	132	FRANKLIN WV
ANDREW TYLER RESETER	\$136,159.93	120	MORGANTOWN WV
MOSES JOSEPH J	\$134,898.35	59	WHEELING WV
TRAVIS SAYRE	\$134,059.46	102	PARKERSBURG WV
KENNY R STARCHER	\$133,508.00	118	CLIFTON TX
ADAMS LEGAL GROUP PLLC	\$133,456.27	84	SAN ANTONIO TX
LESLIE LEGAL PLLC	\$133,191.37	140	CLIFTON TX
GARVIN LAW PLLC	\$133,017.54	119	NUTTER FORT WV
HAWKINS JAMES E JR	\$132,681.83	178	BUCKHANNON WV
SHAW & SHAW LC	\$132,604.79	215	HUNTINGTON WV
RUMORA & RUMORA LC	\$131,864.23	75	HUNTINGTON WV
OSBORNE & ASSOCIATES PLLC	\$131,646.94	128	HUNTINGTON WV
ANDREW B CHATTIN	\$131,040.91	226	CHARLESTON WV
SELDEN LAW OFFICES LC	\$129,521.60	54	BECKLEY WV
LOSH MOUNTAIN LEGAL SERVICES	\$129,373.64	59	CLARKSBURG WV
SARA CHAPMAN LAW PLLC	\$127,550.75	189	HUNTINGTON WV
HARCLERODE LAW PLLC	\$127,286.55	147	SHINNSTON WV
ANDERSON LAW OFFICE PLLC	\$127,176.91	155	HUNTINGTON WV
JOHN C ROGERS ATTORNEY AT LAW PLLC	\$126,008.04	243	HUNTINGTON WV
GLAZER SAAD ANDERSON LC	\$125,172.20	102	CLIFTON TX
BLANKENSHIP LAW	\$124,943.63	47	BARBOURSVILLE WV
WILLIAM T NESTOR PLLC	\$124,227.11	187	ELKINS WV
SCOTT A SHOUGH	\$124,007.50	148	FAIRMONT WV
KENNETH E CHITTUM AND ASSOCIATES PLLC	\$123,700.37	113	HUNTINGTON WV
MANCHIN INJURY LAW GROUP PLLC	\$123,162.09	107	FAIRMONT WV
ROBYN M BABINEAU ATTORNEY AT LAW	\$122,630.27	139	FAIRMONT WV
DEAN E WILLIAMS	\$122,029.36	217	GARDENDALE AL

<b>PUBLIC DEFENDER SERVICES APPOINTED COUNSEL FEES AND EXPENSES PAID FISCAL YEAR 2023</b>			
<b>FEES</b>		<b>(DESCENDING ORDER BY TOTAL \$)</b>	
<b>PAYEE</b>	<b>TOTAL \$</b>	<b># OF CLAIMS</b>	<b>OFFICE LOCATION</b>
KURELAC LAW OFFICE	\$121,970.60	87	MOUNDSVILLE WV
HANDLEY & HUNT PLLC	\$121,488.62	90	POINT PLEASANT WV
WIEDEL DIANA CARTER	\$120,395.03	57	GARDENDALE AL
CALLAGHAN & CALLAGHAN PLLC	\$119,687.64	50	SUMMERSVILLE WV
IAN T MASTERS	\$118,982.00	134	GERRARDSTOWN WV
KLATT LAW OFFICES PLLC	\$118,765.61	129	CLIFTON TX
J A M LAW PLLC	\$118,624.59	170	HUNTINGTON WV
NIC DALTON LAW PLLC	\$115,961.29	59	PT PLEASANT WV
LATACHIA MILLER ESQUIRE PLLC	\$115,289.92	88	BECKLEY WV
MAGANN LAW OFFICE PLLC	\$114,664.48	104	BLUEFIELD WV
ARNOLD & BAILEY PLLC	\$114,525.08	122	CHARLES TOWN WV
STURM HEIDI M GEORGI	\$113,609.69	61	GARDENDALE AL
LAW OFFICES OF JASON STEDMAN	\$113,425.19	136	MARTINSBURG WV
KEITH WHITE ATTORNEY AT LAW	\$113,287.28	117	ST MARYS WV
PULLIN FOWLER FLANAGAN BROWN & POE PLLC	\$112,364.66	95	CHARLESTON WV
CLAY LAW FIRM PLLC	\$110,159.03	73	FAYETTEVILLE WV
NANNERS LAW OFFICE PLLC	\$110,151.73	181	BUCKHANNON WV
WEATHERHOLT LEGAL SERVICES PLLC	\$108,240.69	144	MOOREFIELD WV
ADAMS LAW FIRM PLLC	\$107,870.35	55	GARDENDALE AL
YOST LAW PLLC	\$107,629.94	142	WESTOVER WV
KRATOVIK LAW OFFICES PLLC	\$106,904.19	169	GARDENDALE AL
HOLSTEIN LAW OFFICE	\$106,523.19	131	MADISON WV
BRIAN W BAILEY ATTORNEY AT LAW PLLC	\$105,713.70	131	HUNTINGTON WV
BRENT EASTON ATTORNEY AT LAW PLLC	\$105,616.40	145	DAVIS WV
BEAVERS LAW FIRM PLLC	\$104,734.23	31	HUNTINGTON WV
STEPTOE & JOHNSON PLLC	\$103,897.22	55	BRIDGEPORT WV
THE LAW OFFICE OF SARA B HALL PLLC	\$103,861.06	104	GARDENDALE AL
ANDREW NEIL FRYE III	\$102,555.13	103	CLIFTON TX
CHRISTIAN MATTHEW HICKMAN	\$102,371.38	122	FAIRMONT WV
ROBERT E WILKINSON ATTORNEY AT LAW	\$101,786.47	35	HUNTINGTON WV
THE ASPEN LAW OFFICE PLLC	\$101,310.50	67	DANIELS WV
ELLIOTT E WORKMAN PLLC	\$99,775.89	80	HUNTINGTON WV
KATRINA M CHRIST ATTORNEY AT LAW	\$99,488.65	69	CLIFTON TX
BELLOMY & TURNER LC	\$99,468.57	446	HUNTINGTON WV
SLAVEY & SHUMAKER PLLC	\$99,145.19	139	MORGANTOWN WV
MATTHEW C BROCK	\$97,898.42	118	MORGANTOWN WV
CHARLES YOUNGER	\$97,406.06	77	HARDY KY
HYLTON LAW OFFICE PLLC	\$96,246.28	37	FAYETTEVILLE WV
DUNKLE LAW PLLC	\$96,219.92	140	BARBOURSVILLE WV
TIMBERA C WILCOX	\$95,842.31	235	CLIFTON TX

<b>PUBLIC DEFENDER SERVICES APPOINTED COUNSEL FEES AND EXPENSES PAID FISCAL YEAR 2023</b>			
<b>FEES</b>		<b>(DESCENDING ORDER BY TOTAL \$)</b>	
<b>PAYEE</b>	<b>TOTAL \$</b>	<b># OF CLAIMS</b>	<b>OFFICE LOCATION</b>
WHEATON LAW PLLC	\$95,462.92	73	MARTINSBURG WV
CHARLES R HAMILTON	\$94,759.15	177	CHARLESTON WV
NELSON LEGAL SERVICES LC	\$92,839.76	85	PETERSBURG WV
THE KUHL LAW OFFICE PLLC	\$92,643.89	123	HURRICANE WV
DEMOSS DAVID B	\$92,643.35	139	GARDENDALE AL
KOSTENKO & OSGOOD LC	\$91,426.43	241	HUNTINGTON WV
RJH LAW	\$91,281.76	142	INWOOD WV
BRILL JONATHAN G PLLC	\$90,403.43	89	ROMNEY WV
MORIAH MYERS	\$90,135.54	110	HUNTINGTON WV
REBECCA E MICK	\$90,122.35	71	HUNTINGTON WV
SHAFFER LAW OFFICES	\$89,666.97	70	WHEELING WV
BETTY GREGORY LAW	\$89,386.80	143	GLENVILLE WV
BLAIR JERRY	\$88,312.36	60	GARDENDALE AL
FRANCIS ERIC M	\$87,954.97	61	HUNTINGTON WV
LANCE E ROLLO	\$87,952.75	133	MORGANTOWN WV
LAW OFFICE OF MICHAEL SAFCSAK PLLC	\$86,974.26	176	CLIFTON TX
COURTRIGHT LAW OFFICES PLLC	\$86,682.12	61	HURRICANE WV
WILLIAMS JOHN E JR	\$86,522.38	105	PRINCETON WV
J ROBEY LAW PLLC	\$86,415.58	185	BRIDGEPORT WV
JUSTON H MOORE PLLC	\$85,640.58	165	WAYNE WV
FREEMAN LAW OFFICES	\$85,403.55	187	CLIFTON TX
STACY LAW OFFICES	\$84,960.04	181	HUNTINGTON WV
MELISSA T ROMAN PLLC	\$84,131.76	92	MOUNT CLARE WV
SHAFFER LAW	\$84,127.48	88	CHARLESTON WV
NANCY A DALBY ATTORNEY AT LAW	\$82,722.92	38	GARDENDALE AL
ROBERT DUNLAP ESQ PLLC	\$82,722.36	82	BECKLEY WV
TALBERT LAW PLLC	\$82,536.38	111	HUNTINGTON WV
PHILLIP RAY AMICK	\$82,259.15	53	HUNTINGTON WV
GREGORY G MICHAEL	\$81,286.69	178	FAIRMONT WV
ROBIN CISCO	\$80,504.00	40	HUNTINGTON WV
CONWAY LAW OFFICE	\$80,141.32	156	HUNTINGTON WV
JACK WOOD	\$80,019.50	67	WEIRTON WV
LAW OFFICE OF LISA A GREEN	\$79,831.64	58	SHEPHERDSTOWN WV
CONAWAY & CONAWAY	\$79,284.04	99	MADISON WV
LUPARDUS LAW OFFICE	\$79,069.03	108	CLIFTON TX
JONATHAN FITTRO	\$78,989.06	54	HUNTINGTON WV
LAW OFFICE OF CHRISTOPHER M WILSON PLLC	\$78,581.59	86	FAIRMONT WV
ALLISON K HUSON	\$78,468.73	64	HUNTINGTON WV
M SANTA BARBARA LAW OFFICE	\$77,945.60	184	MARTINSBURG WV
DEAN LAW OFFICES PLLC	\$76,869.84	140	GARDENDALE AL

<b>PUBLIC DEFENDER SERVICES APPOINTED COUNSEL FEES AND EXPENSES PAID FISCAL YEAR 2023</b>			
<b>FEES</b>		<b>(DESCENDING ORDER BY TOTAL \$)</b>	
<b>PAYEE</b>	<b>TOTAL \$</b>	<b># OF CLAIMS</b>	<b>OFFICE LOCATION</b>
CISCO-STURGELL KATHRYN	\$76,732.00	104	HUNTINGTON WV
MCCLURE LAW PLLC	\$76,614.87	65	CLARKSBURG WV
TREADWAY JOHN H JR	\$76,562.73	94	MOOREFIELD WV
GUNNOE LAW OFFICE	\$76,225.17	81	LEWISBURG WV
GENTILOZZI & ASSOCIATES	\$75,965.40	257	CLARKSBURG WV
BURTON LAW OFFICE	\$74,501.00	28	GARDENDALE AL
LAW OFFICE OF FOLICKMAN & TURKETT PLLC	\$73,650.89	296	GARDENDALE AL
HARDY LAW FIRM	\$73,342.29	60	HILLSBORO WV
LAW OFFICES OF PAUL G TAYLOR PLLC	\$73,337.55	83	MARTINSBURG WV
ANDREA P POWELL	\$73,300.67	39	HUNTINGTON WV
JASON S LORD	\$73,136.96	77	CHARLESTON WV
SUTTON & JANELLE ATTORNEYS AT LAW PLLC	\$72,294.64	66	MARTINSBURG WV
LIGHTNER LAW OFFICES PLLC	\$72,079.43	94	SCOTT DEPOT WV
KRISTOPHER FAERBER	\$71,734.84	42	HUNTINGTON WV
MICHAEL ALLEN HICKS	\$70,848.80	125	GRANTSVILLE WV
F JOHN OSHOWAY	\$70,696.18	64	PARKERSBURG WV
VAN ZANT SUSAN J LC	\$69,973.17	90	WILLIAMSON WV
LAW FIRM OF A JOSEPH MUNOZ	\$69,626.00	44	PARKERSBURG WV
TAYLOR HINKLE & TAYLOR INC	\$69,561.17	35	BECKLEY WV
WELLS H DILLON	\$69,288.41	57	GARDENDALE AL
PAMELA JEAN GAMES NEELY ATTORNEY AT LAW	\$68,711.34	47	KEARNEYSVILLE WV
LAW OFFICES OF DREAMA D SINKKANEN	\$68,590.31	34	HUNTINGTON WV
JOHN F PARKULO	\$68,238.00	38	HUNTINGTON WV
THE FORD LAW FIRM PLLC	\$68,080.61	98	LEWISBURG WV
JL COCHRAN LAW	\$67,582.63	52	BELLEVILLE WV
LAW OFFICE OF DAVID B KELLEY	\$67,535.57	30	PRINCETON WV
MCCOID LAW OFFICES PLLC	\$66,445.02	79	WHEELING WV
JENNIFER L ANDERSON PLLC	\$66,296.94	100	HUNTINGTON WV
COLLEEN M BROWN-BAILEY	\$66,006.57	39	BECKLEY WV
UMINA LEGAL PLLC	\$65,394.58	65	CLIFTON TX
CLINE COLIN M ATTY AT LAW	\$65,280.67	67	PRINCETON WV
JOSHUA W ORNDORFF PLLC	\$65,224.68	138	MOOREFIELD WV
LAW OFFICES OF JOHN B BROOKS PLLC	\$65,060.89	55	HUNTINGTON WV
DASCOLI LAW OFFICE	\$64,198.27	248	GARDENDALE AL
SANDERS & AUSTIN	\$63,623.95	79	HUNTINGTON WV
TRUMP & TRUMP LC	\$63,076.38	31	BERKELEY SPRINGS WV
BRANDON SCOTT STEELE	\$63,006.79	39	CLIFTON TX
KEATON FRAZER MILLESON & DANTE PLLC	\$62,790.32	56	ROMNEY WV
JEFFREY B REED ATTORNEY PLLC	\$62,692.20	24	PARKERSBURG WV
CARL P BRYANT	\$62,275.26	105	GARDENDALE AL

PUBLIC DEFENDER SERVICES APPOINTED COUNSEL FEES AND EXPENSES PAID FISCAL YEAR 2023			
FEES		(DESCENDING ORDER BY TOTAL \$)	
PAYEE	TOTAL \$	# OF CLAIMS	OFFICE LOCATION
BERNARD R MAUSER	\$61,996.88	66	SUTTON WV
KUHN & HAINES LC	\$60,664.06	64	KEYSER WV
ALEXANDER LAW OFFICES PLLC	\$60,554.83	18	CLIFTON TX
HOLLANDSWORTH RICHARD W	\$60,550.23	77	GARDENDALE AL
BARNEY LAW PLLC	\$60,500.63	120	HURRICANE WV
MARLA ZELENE HARMAN	\$60,317.86	30	HUNTINGTON WV
SHAFFER & SHAFFER	\$59,557.99	101	MADISON WV
MCCLUNG LAW OFFICES	\$59,278.01	55	GARDENDALE AL
LENA D PRATT	\$59,106.15	29	LOGAN WV
L VICTOR NAVY	\$57,650.63	104	GARDENDALE AL
CYNTHIA J JARRELL	\$57,567.75	22	DANVILLE WV
LAW OFFICES OF JAMES W GABEHART	\$57,268.15	57	LEBANON TN
FRED F HOLROYD	\$56,909.70	109	GARDENDALE AL
MCCOY INJURY LAW PLLC	\$55,974.70	24	FAIRMONT WV
RODGERS JEFFREY S	\$55,511.94	93	HUNTINGTON WV
ANDREW C COOK	\$55,428.55	109	MORGANTOWN WV
MCGRAW LAW OFFICES	\$55,076.55	35	PROSPERITY WV
KETTERING DELLIGATTI LAW OFFICES PLLC	\$54,311.13	108	FAIRMONT WV
THE LAW OFFICE OF TAYLOR GRAHAM	\$54,248.38	40	HUNTINGTON WV
MARK D PANEPINTO	\$53,433.74	16	WHEELING WV
NEXT STEP LEGAL PLLC	\$53,321.75	92	WILLIAMSON WV
JOHNSON LAW OFFICE PLLC	\$52,858.65	88	ELEANOR WV
JAMES RUDOLPH MARTIN	\$52,735.53	156	CHARLESTON WV
MARVIN JOEL BAKER JR	\$52,715.68	41	RIPLEY WV
LAW OFFICE OF B SCOTT WOLFE PLLC	\$52,637.64	53	HARRISVILLE WV
JOEL BAKER LAW PLLC	\$52,029.49	48	SPENCER WV
JIMMY SCOTT MCPHERSON JR	\$51,833.86	36	HUNTINGTON WV
BENNETT LAW LC	\$51,155.27	51	HUNTINGTON WV
ERICA BRANNON GUNN ATT AT LAW PLLC	\$50,272.21	269	HUNTINGTON WV
ROZAS LAW OFFICE LLC	\$49,992.72	58	CUMBERLAND MD
SCHEETZ CHRISTOPHER A	\$49,977.88	26	GARDENDALE AL
EDMUND J ROLLO	\$49,296.59	85	MORGANTOWN WV
MAX H WHITE PLLC	\$49,208.08	143	KEYSER WV
WILDMAN ERIC KEITH	\$49,173.06	83	GARDENDALE AL
KIRBY & ASHLEY LC	\$49,086.02	62	HUNTINGTON WV
MATTHEW HALL FAIR ATTORNEY AT LAW	\$48,501.00	101	ELKINS WV
BLACKWATER LAW PLLC	\$47,686.56	20	HUNTINGTON WV
LAW OFFICES OF VANESSA LYNN RODRIGUEZ	\$47,594.88	66	BRIDGEPORT WV
LAMBERT LAW OFFICES PLLC	\$46,888.75	50	HURRICANE WV
JOSHUA D BROWN	\$46,450.02	51	CLIFTON TX

PUBLIC DEFENDER SERVICES APPOINTED COUNSEL FEES AND EXPENSES PAID FISCAL YEAR 2023			
FEES		(DESCENDING ORDER BY TOTAL \$)	
PAYEE	TOTAL \$	# OF CLAIMS	OFFICE LOCATION
KENNETH J BARNETT LC	\$46,364.22	10	SUMMERSVILLE WV
JOHN M THOMPSON	\$45,819.72	86	HUNTINGTON WV
ELITE LEGAL LLC	\$45,815.98	155	HUNTINGTON WV
JEFFERY A DAVIS	\$45,218.17	28	HUNTINGTON WV
MARTINO GARY J	\$44,986.02	69	ANMOORE WV
LONG LAW OFFICES PLLC	\$44,781.84	89	SCOTT DEPOT WV
THOMAS J PRALL	\$44,600.54	109	WESTON WV
COOK LAW OFFICES PLLC	\$44,582.99	75	HUNTINGTON WV
HUNTER LAW OFFICE	\$44,525.09	33	SCOTT DEPOT WV
SAUNDERS MESKE PLLC	\$44,293.23	14	SHEPHERDSTOWN WV
GEORGE M TORRES	\$44,259.17	47	VIENNA WV
JOSEPH A CURIA III	\$44,237.13	63	CHARLESTON WV
HUMBERSON DON A	\$44,035.68	26	GARDENDALE AL
STEVEN M THORNE	\$43,708.50	76	LOGAN WV
LAW OFFICE OF ROBBY N LONG LC	\$43,364.37	35	WINFIELD WV
CARRIE F DEHAVEN	\$43,122.76	36	LEWISBURG WV
PETTIJOHN LAW GROUP LC	\$43,039.59	99	HUNTINGTON WV
JAMES A MCCOY	\$42,737.65	56	HAMLIN WV
JEFFREY K MATHERLY	\$41,930.10	19	MARTINSBURG WV
GLORIA M STEPHENS	\$41,674.37	22	WELCH WV
EARL HAGER ESQUIRE	\$41,658.50	156	PRINCETON WV
G TODD HOUCK ATTORNEY AT LAW LC	\$41,291.35	90	MULLENS WV
WILLIAM O HUFFMAN	\$41,134.76	32	PRINCETON WV
ASBURY LAW OFFICE PLLC	\$41,118.96	27	CLIFTON TX
THE RIDDELL LAW GROUP PLLC	\$40,943.23	40	MARTINSBURG WV
WILLIAM C BREWER & ASSOCIATES PLLC	\$40,812.53	34	MORGANTOWN WV
THE BRIGHT LAW FIRM PLLC	\$40,807.44	31	KINGWOOD WV
YANNI LAW FIRM	\$40,696.31	182	CHARLES TOWN WV
LAW OFFICES OF CRAIG P ERHARD PLLC	\$40,517.65	76	FAIRMONT WV
MARK E HOBBS	\$40,118.62	30	CHAPMANVILLE WV
STEPHEN LESLIE MALLOW JR	\$39,452.50	61	ELKINS WV
DYER LAW OFFICES	\$39,323.60	26	CLARKSBURG WV
MANN & MANN LAW OFFICE	\$38,994.35	32	HINTON WV
JAMES T CAREY	\$38,836.26	81	WEIRTON WV
JASON D HARWOOD	\$38,628.54	87	LOGAN WV
HATFIELD & HATFIELD PLLC	\$38,108.19	57	MADISON WV
MCCLURE GOAD PLLC	\$37,590.19	189	HUNTINGTON WV
LAW OFFICE OF WARD MORGAN	\$37,448.12	43	BLUEFIELD WV
WALLACE MICHAEL K	\$37,229.95	67	SOUTH CHARLESTON WV
JOHN WOODS	\$37,001.99	69	BELLEVILLE WV

<b>PUBLIC DEFENDER SERVICES APPOINTED COUNSEL FEES AND EXPENSES PAID FISCAL YEAR 2023</b>			
<b>FEES</b>		<b>(DESCENDING ORDER BY TOTAL \$)</b>	
<b>PAYEE</b>	<b>TOTAL \$</b>	<b># OF CLAIMS</b>	<b>OFFICE LOCATION</b>
BRIAN C DEMPSTER	\$36,922.01	76	CLIFTON TX
GIANOLA BARNUM BECHTEL & JECKLIN LC	\$36,916.86	12	MORGANTOWN WV
KEVIN R CONNOLEY	\$36,672.95	11	MORGANTOWN WV
MICHAEL E FROBLE	\$36,622.00	34	HUNTINGTON WV
FRANCES C WHITEMAN	\$35,311.50	23	MORGANTOWN WV
STEED DEBRA L PLLC	\$34,885.35	45	PARKERSBURG WV
KARICKHOFF DAVID	\$34,451.86	165	SUTTON WV
CAMPBELL WOODS PLLC	\$34,425.55	25	HUNTINGTON WV
NOLAN LAW FIRM	\$34,264.00	55	HUNTINGTON WV
POWER BECK & MATZUREFF	\$33,761.41	23	MARTINSBURG WV
JESSICA E MYERS	\$33,469.64	29	PARKERSBURG WV
ELIZABETH B WARNICK ATTORNEY	\$33,390.90	18	BRUCETON MILLS WV
PETITTO LAW PLLC	\$32,806.30	42	GARDENDALE AL
KEVIN P DAVIS	\$32,792.95	118	CLIFTON TX
HOWARD J BLYLER ATTORNEY AT LAW	\$32,453.06	50	COWEN WV
LAW OFFICE OF JUSTIN D PRITT PLLC	\$32,304.62	35	GARDENDALE AL
WATSON LAW PLLC	\$32,293.00	29	CLARKSBURG WV
BALLARD LAW LLC	\$31,456.27	43	PEARISBURG VA
WILLIAM L PENNINGTON	\$31,172.05	36	MORGANTOWN WV
J LAW	\$31,081.88	49	VIENNA WV
LEFLER & BOGGS PLLC	\$30,862.76	33	GARDENDALE AL
GLOVER LEGAL PLLC	\$30,831.13	39	CLARKSBURG WV
LAW OFFICE OF COURTNEY L AHLBORN PLLC	\$29,793.01	52	CLIFTON TX
BAKER & HONAKER PLLC	\$29,112.56	32	RIPLEY WV
CAREY & STEWART PLLC	\$28,920.51	20	WEIRTON WV
JOHN A SCOTT	\$28,842.12	39	GARDENDALE AL
SMITH CLINTON W	\$28,786.82	57	CHARLESTON WV
ROBERT W BRIGHT	\$28,735.30	29	MIDDLEPORT OH
LAW OFFICE OF KIMBERLY E MCGANN PLLC	\$28,681.92	46	HUNTINGTON WV
WILLIAM PRENTICE YOUNG PLLC	\$28,651.14	6	GARDENDALE AL
BARBARA L BAXTER	\$28,527.44	27	CHARLESTON WV
HILL DAVID L	\$28,503.10	50	HURRICANE WV
BELINDA A HAYNIE	\$28,034.67	8	MORGANTOWN WV
SHREVE LAW FIRM	\$27,889.02	34	CINCINNATI OH
CATHE L MORELAND PLLC	\$27,794.26	28	ROMNEY WV
PAULA L HARBOUR ATTORNEY AT LAW PLLC	\$27,615.36	27	HUNTINGTON WV
GARRETT & GARRETT	\$27,445.24	8	MATHIAS WV
JUBA-PLUMLEY ROSALEE	\$26,878.00	16	ELEANOR WV
DAMON B MORGAN	\$26,851.43	97	POINT PLEASANT WV
TODD R MEADOWS	\$26,792.00	35	HUNTINGTON WV

<b>PUBLIC DEFENDER SERVICES APPOINTED COUNSEL FEES AND EXPENSES PAID FISCAL YEAR 2023</b>			
<b>FEES</b>		<b>(DESCENDING ORDER BY TOTAL \$)</b>	
<b>PAYEE</b>	<b>TOTAL \$</b>	<b># OF CLAIMS</b>	<b>OFFICE LOCATION</b>
GAIL IDA MICHELSON	\$26,525.21	63	CHARLESTON WV
GREINER & CYRUS LC	\$26,112.62	37	HUNTINGTON WV
CALVIN COLUMBUS HONAKER JR	\$25,965.92	42	RIPLEY WV
MARIA ALMASE BORROR	\$25,930.80	15	MORGANTOWN WV
THE LAW OFFICES OF CLARISSA M BANKS PLLC	\$25,692.42	32	MORGANTOWN WV
LAW OFFICES OF CARIN KRAMER PLLC	\$25,681.89	41	LEWISBURG WV
CATHRYN A NOGAY	\$25,624.00	9	WEIRTON WV
ADKINS LAW OFFICE PLLC	\$25,529.72	17	CLIFTON TX
DEVORE LAW OFFICE PLLC	\$25,307.65	30	HUNTINGTON WV
RANDALL D WALL	\$25,228.00	332	HUNTINGTON WV
HONAKER LAW OFFICE PLLC	\$25,161.21	45	RIPLEY WV
CARY LAW OFFICE PLLC	\$25,116.57	109	CHARLESTON WV
TIPTON LAW OFFICES	\$24,849.23	24	MORGANTOWN WV
CHRISTOPHER S MOOREHEAD	\$24,530.94	30	FAYETTEVILLE WV
SHAWN D BAYLISS	\$23,360.95	36	HURRICANE WV
CONRAD & CONRAD PLLC	\$23,230.98	18	HUNTINGTON WV
CICCARELLO DEL GIUDICE & LAFON	\$23,114.13	37	CHARLESTON WV
LUSK & BRADFORD PLLC	\$22,674.00	30	BECKLEY WV
KATZ WORKING FAMILIES LAW FIRM LC	\$22,667.33	15	CHARLESTON WV
DIXON LAW OFFICE PLLC	\$22,514.42	15	HUNTINGTON WV
SKLAVOUNAKIS LAW OFFICE	\$22,418.00	11	WHEELING WV
JAMES D STACY	\$22,323.86	83	HUNTINGTON WV
LOCKWOOD & LOCKWOOD	\$22,308.50	23	HUNTINGTON WV
LESLIE L MAZE	\$22,268.00	20	ELIZABETH WV
JAMES GRIESACKER	\$21,688.75	34	CLIFTON TX
DAVID G THOMPSON	\$21,634.71	65	PINEVILLE WV
KATZ KANTOR STONESTREET & BUCKNER PLLC	\$21,134.80	14	PRINCETON WV
JUDY & JUDY	\$20,279.49	23	MOOREFIELD WV
LAW OFFICE OF NICHOLAS FORREST COLVIN ESQ PLLC	\$20,194.86	5	MARTINSBURG WV
MARTIN LAW FIRM	\$20,159.21	52	NITRO WV
SHANNON N PRICE	\$20,151.22	14	CLIFTON TX
SPILMAN THOMAS & BATTLE PLLC	\$20,114.48	16	CHARLESTON WV
STROEBEL & STROEBEL PLLC	\$20,028.98	17	CHARLESTON WV
DIEHL LAW PLLC	\$19,683.76	9	MARTINSBURG WV
HYRE LAW	\$19,648.80	18	KINGWOOD WV
FRANKLIN & PROKOPIK A PROFESSIONAL CORPORATION	\$18,663.11	9	BALTIMORE MD
BAILEY & WYANT PLLC	\$18,583.27	7	CHARLESTON WV
R STEPHEN DAVIS	\$18,402.50	4	BECKLEY WV
WINIFRED L BUCY	\$18,219.63	2	BECKLEY WV
KUENZEL & ASSOCIATES PLLC	\$17,800.17	20	CHAPMANVILLE WV

PUBLIC DEFENDER SERVICES APPOINTED COUNSEL FEES AND EXPENSES PAID FISCAL YEAR 2023			
FEES		(DESCENDING ORDER BY TOTAL \$)	
PAYEE	TOTAL \$	# OF CLAIMS	OFFICE LOCATION
MAIER LAW OFFICE LLC	\$17,746.62	13	PRINCETON WV
BAILEY LEGAL SERVICES PLLC	\$17,645.75	14	HUNTINGTON WV
MELISHA D C SOUDERS	\$17,575.54	3	BERKELEY SPRINGS WV
JOHN J BALENOVICH LAW OFFICES INC	\$17,470.30	26	CHARLESTON WV
SIDNEY H BELL	\$17,432.40	8	CLIFTON TX
LOUGHRY BUELL & SIPE LLC	\$17,344.85	17	MARIETTA OH
FLANIGAN LAW OFFICE	\$17,234.33	31	HUNTINGTON WV
ROSENLIEB DUANE C JR	\$16,873.21	1	SAINT ALBANS WV
HARRAH LAW FIRM PLLC	\$16,835.90	33	FAYETTEVILLE WV
REBECCA L TATE	\$16,776.00	16	FAIRMONT WV
MOUNTS & WHITE PLLC	\$16,625.05	30	GILBERT WV
SCHARF WILLIAM H	\$16,618.00	56	CHARLESTON WV
DAYTON MEADOWS	\$16,409.39	30	HUNTINGTON WV
WHITE LAW OFFICE	\$16,389.37	3	MOUNDSVILLE WV
MALLETT SHANE M LAW OFFICES	\$16,089.82	22	WHEELING WV
DAVID MIRHOSEINI ATTORNEY AT LAW	\$15,804.76	12	GARDENDALE AL
CANDACE L OGLE	\$15,652.00	33	MORGANTOWN WV
THE BISCHOFF LAW FIRM PLLC	\$15,648.30	8	SHEPHERDSTOWN WV
KENNAD LEE SKEEN II	\$15,305.15	14	RIPLEY WV
JARED S FRAME ATTORNEY AT LAW PLLC	\$14,865.26	15	SUTTON WV
JENNIFER N TAYLOR	\$14,692.95	52	CHARLESTON WV
PERRYLAW LLC	\$14,654.98	10	CLIFTON TX
RAY LAW PLLC	\$14,411.65	25	HUNTINGTON WV
DON S MCDANIEL ATTORNEY AT LAW	\$14,360.18	27	BIG CREEK WV
AMANDA BETH GODWIN	\$14,196.00	7	MORGANTOWN WV
DERRICK W LEFLER ATTORNEY AT LAW	\$13,734.01	16	PRINCETON WV
NETZ LAW PLLC	\$13,676.96	41	CLIFTON TX
J M EVANS LAW LLC	\$13,630.14	40	GALLIPOLIS OH
HILL LAW FIRM PLLC	\$12,861.35	13	CHARLESTON WV
HARVEY & JANUTOLO	\$12,838.19	3	HUNTINGTON WV
TORISEVA LAW	\$12,791.40	17	WHEELING WV
MCCASE LAW FIRM PLLC	\$12,718.00	19	PARKERSBURG WV
HOLLY JEANETTE BOWLING	\$12,667.52	20	CRUM WV
D RANDALL CLARKE	\$12,518.00	16	CHARLESTON WV
TROZZO LOWERY WESTON & ROCK	\$12,279.09	26	CUMBERLAND MD
SAL SELLARO CULPEPPER LEGAL GROUP PLLC	\$12,026.69	13	GARDENDALE AL
KRISTEN D ANTOLINI	\$11,995.79	21	MORGANTOWN WV
DATRI LAW OFFICE LLC	\$11,980.88	35	CUMBERLAND MD
W A DAWSON JR ATTORNEY AT LAW PLLC	\$11,561.20	25	HUNTINGTON WV
LAW OFFICE OF HEATHER L STARCHER	\$11,551.22	17	PARKERSBURG WV

PUBLIC DEFENDER SERVICES APPOINTED COUNSEL FEES AND EXPENSES PAID FISCAL YEAR 2023			
FEES		(DESCENDING ORDER BY TOTAL \$)	
PAYEE	TOTAL \$	# OF CLAIMS	OFFICE LOCATION
THE MACKENZIE HOLDREN LAW FIRM PLLC	\$11,205.07	43	HUNTINGTON WV
D CONRAD GALL	\$11,119.45	39	FAIRMONT WV
LAW OFFICES OF DR JUAN PITTALUGA ESQ PLLC	\$11,045.79	25	MARTINSBURG WV
JAMES R MILAM II ATTORNEY AT LAW PLLC	\$10,979.00	45	SUMMERSVILLE WV
TYLER K COTTRILL	\$10,960.12	8	GARDENDALE AL
BEAN & BEAN	\$10,915.00	40	MOOREFIELD WV
JACKSON KELLY PLLC	\$10,881.21	16	CHARLESTON WV
CRESTFIELD LAW LLC	\$10,846.96	36	FREDERICK MD
BOTTNER & ASSOCIATES ATTORNEYS AT LAW	\$10,686.73	18	CHARLES TOWN WV
J GREGORY LAW FIRM LC	\$10,650.84	8	OAKLAND MD
NETHKEN LAW OFFICE PLLC	\$10,308.55	49	HUNTINGTON WV
LAW OFFICE OF JEFF C WOODS	\$10,162.03	20	SCOTT DEPOT WV
BRENDAN DONEGHY	\$9,925.72	37	CHARLESTON WV
LAW OFFICE OF P ZACHARY STEWART PLLC	\$9,771.33	5	WEIRTON WV
REGINALD D HENRY ATTORNEY AT LAW PLLC	\$9,709.51	11	MABSCOTT WV
TYREE EMBREE & ASSOCIATES PLLC	\$9,400.64	26	HURRICANE WV
CZARNIK R THOMAS & ASSOCIATES	\$8,980.04	15	PRINCETON WV
WALTERS LAW FIRM PLLC	\$8,790.29	11	CHARLESTON WV
SCOTT C BROWN LAW OFFICE	\$8,657.50	4	WHEELING WV
KEVIN DAY	\$8,632.73	20	MARIETTA OH
JACQUELYN STOUT BIDDLE	\$8,541.54	3	HUNTINGTON WV
POWELL & MAJESTRO PLLC	\$8,526.00	17	CHARLESTON WV
WILLIAM C DUTY ATTORNEY OF LAW	\$8,342.14	22	HUNTINGTON WV
ARMSTRONG LAW PLLC	\$8,154.09	17	GASSAWAY WV
ILDERTON LAW PLLC	\$8,058.82	20	LOGAN WV
BOUCHILLON CROSSAN & COLBURN LC	\$8,056.45	6	HUNTINGTON WV
GAYDOS & TURNER PLLC	\$7,516.02	6	KINGWOOD WV
CROWE LAW LLC	\$7,381.61	8	MORGANTOWN WV
HATFIELD LAW A LEGAL CORPORATION	\$7,362.42	2	BARBOURSVILLE WV
ELIZABETH K CAMPBELL	\$7,312.80	5	OAK HILL WV
JAY W GERBER JR	\$7,311.40	14	VIENNA WV
GEARY & GEARY LC	\$6,832.65	12	PETERSBURG WV
TONY MORGAN	\$6,799.10	13	GRANTSVILLE WV
ISNER LAW OFFICE LC INC	\$6,785.06	6	HUNTINGTON WV
CHERYL L WARMAN	\$6,767.65	6	CLIFTON TX
JARRELL LAW OFFICE	\$6,732.14	8	WAYNE WV
LAW OFFICE OF DEBBIE FLOWERS PAYNE	\$6,722.77	4	CHARLES TOWN WV
MARK EVERETT ATTORNEY AT LAW PLLC	\$6,703.95	26	MORGANTOWN WV
ROBERT P MARTIN	\$6,092.00	1	MARLINTON WV
CAPON BRIDGE LEGAL PLLC	\$6,053.47	7	CAPON BRIDGE WV

PUBLIC DEFENDER SERVICES APPOINTED COUNSEL FEES AND EXPENSES PAID FISCAL YEAR 2023			
FEES		(DESCENDING ORDER BY TOTAL \$)	
PAYEE	TOTAL \$	# OF CLAIMS	OFFICE LOCATION
BOGARAD SHARON N	\$5,839.96	4	WEIRTON WV
THE GIATRAS LAW FIRM PLLC	\$5,779.34	21	CHARLESTON WV
SELARIO LAW PLLC	\$5,613.28	12	CLARKSBURG WV
JAY CARTER LOVE	\$5,612.00	14	HUNTINGTON WV
HAMILTON NEAL J	\$5,391.41	7	FAIRMONT WV
NEW STEPHEN P LC	\$5,301.84	11	BECKLEY WV
REBECCA ANN MATHEWS	\$5,277.95	14	ANDALUSIA AL
KUHN LAW OFFICE PLLC	\$5,261.90	17	HUNTINGTON WV
CHANTEL RENEE KIDD	\$5,211.13	11	WELCH WV
DEANNA L PENNINGTON	\$5,177.50	4	MORGANTOWN WV
JTJ LAW PLLC	\$5,098.00	5	CHARLESTON WV
ROOP & SMITH LAW OFFICE PLLC	\$5,095.00	1	BECKLEY WV
KAYSER LAYNE & CLARK PLLC	\$5,054.00	4	POINT PLEASANT WV
FRAZIER OXLEY & PROCTOR LC	\$4,991.45	5	HUNTINGTON WV
ELIZABETH A FRENCH	\$4,840.67	4	GARDENDALE AL
ROBERT T NOONE	\$4,769.63	3	LOGAN WV
DAVENPORT & KNIPP PLLC	\$4,767.45	7	WEST HAMLIN WV
BOWEN LAW OFFICE PLLC	\$4,645.68	5	WEST HAMLIN WV
ATTORNEY CRAWLEY-WOODS	\$4,450.00	7	MARTINSBURG WV
RABER LAW OFFICES PLLC	\$4,435.50	16	CLIFTON TX
COOK SERVICES & INVESTIGATIONS	\$4,249.35	1	LOST RIVER WV
WOLFE WHITE & ASSOCIATES	\$4,236.00	13	LOGAN WV
DONOVAN POWELL	\$4,119.61	1	LEON WV
HAYDEN & ASSOCIATES LC	\$4,086.85	6	HUNTINGTON WV
SAMMONS OLIVERO & PARASCHOS PLLC	\$4,072.48	3	HUNTINGTON WV
LAW OFFICE OF GREG K SMITH PLLC	\$4,046.00	6	WILLIAMSON WV
LAURA E SPADARO	\$3,980.61	1	WHITE SULPHUR SPRINGS WV
LAURA M FINCH ATTORNEY AT LAW	\$3,904.85	3	MARLINTON WV
ARDENT LEGAL PLLC	\$3,664.04	5	MORGANTOWN WV
STEVEN MCKAY WRIGHT	\$3,601.40	3	HUNTINGTON WV
SCHILLACE LAW OFFICE	\$3,592.04	3	CLARKSBURG WV
MARCUM LAW OFFICE	\$3,294.67	8	WILLIAMSON WV
PAUGH SUSAN K	\$3,240.40	6	MARTINSBURG WV
ROBERT E BARRAT	\$3,128.36	6	MARTINSBURG WV
JAMES S NELSON	\$3,093.00	13	CHARLESTON WV
HUTCHISON IMMIGRATION LLC	\$3,063.38	2	FREDERICK MD
DICKEN LAW PLLC	\$2,994.18	4	MORGANTOWN WV
LAW OFFICE OF BRUCE M WHITE LC	\$2,966.09	6	PARKERSBURG WV
RAMSEY LAW OFFICE	\$2,913.02	1	DANIELS WV
ZAVOLTA LAW OFFICE	\$2,785.41	2	WHEELING WV

PUBLIC DEFENDER SERVICES APPOINTED COUNSEL FEES AND EXPENSES PAID FISCAL YEAR 2023			
FEES		(DESCENDING ORDER BY TOTAL \$)	
PAYEE	TOTAL \$	# OF CLAIMS	OFFICE LOCATION
TURNER & JOHNS PLLC	\$2,775.38	9	CHARLESTON WV
CARL W ROOP LAW OFFICE PLLC	\$2,738.00	5	BECKLEY WV
VITAL RICHARD L	\$2,720.00	6	BARBOURSVILLE WV
LOUIE T PRICE	\$2,698.00	2	HUNTINGTON WV
STONE ROBERT C JR PLLC	\$2,622.33	4	MARTINSBURG WV
THEODORE L TSORAS	\$2,409.61	3	SOUTH CHARLESTON WV
TONY M MORGAN ESTATE	\$2,366.50	7	POWHATAN POINT OH
BETH L LEBOW	\$2,326.50	1	GRANTSVILLE WV
SNYDER & HASSIG	\$2,311.74	2	MORGANTOWN WV
GARCIA LAW PLLC	\$2,293.34	2	NEW MARTINSVILLE WV
GORDON L MOWEN II	\$2,227.97	7	FAIRMONT WV
KLIE LAW OFFICES PLLC	\$2,227.47	2	SCOTT DEPOT WV
DIPIERO SIMMONS MCGINLEY & BASTRESS PLLC	\$2,226.00	1	BUCKHANNON WV
K N COLY LAW OFFICE PLLC	\$2,122.00	4	HUNTINGTON WV
VARNER & VAN VOLKENBURG PLLC	\$2,088.00	1	MOOREFIELD WV
THE LAW OFFICE OF MORRIS C DAVIS	\$2,031.45	5	CHARLESTON WV
GEORGE J COSENZA PLLC	\$1,737.38	2	ATHENS WV
SARABETH JETT	\$1,570.10	3	HUNTINGTON WV
LAW OFFICE OF STEPHANIE J SHEPHERD	\$1,512.04	6	LEWISBURG WV
ERIN CLARK	\$1,486.00	4	PARKERSBURG WV
MASON BARNHART	\$1,458.85	1	PITTSBURGH PA
ABRAMS & BYRON	\$1,442.00	3	WEIRTON WV
JOSEPH H SPANO JR	\$1,382.00	2	DILLONVALE OH
JOHNS & ASSOCIATES PLLC	\$1,344.33	7	KANSAS CITY MO
JAMES LAW FIRM	\$1,269.50	5	CHARLESTON WV
ADDAIR ENTSMINGER PLLC	\$1,261.26	1	KEYSER WV
PAYNE WILBERT A	\$1,216.00	6	HARRISVILLE WV
SEAN LOGUE PLLC	\$1,120.25	2	HUNTINGTON WV
BUSCH ZURBUCH & THOMPSON PLLC	\$1,113.48	7	FT GAY WV
TATE REBECCA L	\$1,088.00	3	MARTINSBURG WV
DANIEL STUART COREY	\$1,070.00	4	FAIRMONT WV
HAYHURST LAW PLLC	\$1,061.45	1	CHARLESTON WV
DONADIEU LAW	\$1,036.00	1	MORGANTOWN WV
MOYE LAW OFFICE	\$988.72	1	PITTSBURGH PA
SHAFFER MADIA LAW PLLC	\$982.50	1	WINFIELD WV
HARRAH AND CAMPBELL ATTORNEYS AT LAW PLLC	\$840.00	3	RACINE OH
JOHN CLARK ANDERSON	\$802.00	1	FAYETTEVILLE WV
THE WRIGHT LAW FIRM	\$775.79	5	HUNTINGTON WV
BRIAN D YOST	\$732.04	2	MARTINSBURG WV
SAVILLE ROYCE B PLLC	\$604.00	5	SCOTT DEPOT WV

<b>PUBLIC DEFENDER SERVICES APPOINTED COUNSEL FEES AND EXPENSES PAID FISCAL YEAR 2023</b>			
<b>FEES</b>		<b>(DESCENDING ORDER BY TOTAL \$)</b>	
<b>PAYEE</b>	<b>TOTAL \$</b>	<b># OF CLAIMS</b>	<b>OFFICE LOCATION</b>
ZIEGLER & ZIEGLER LC	\$578.00	5	HUNTINGTON WV
MICHAEL A MEADOWS	\$465.16	1	BUNKER HILL WV
KROGER LAW OFFICE	\$456.00	1	HUNTINGTON WV
WALTERS & HEISHMAN PLLC	\$448.00	2	MORGANTOWN WV
WARD LAW OFFICES PLLC	\$408.00	1	MT CLARE WV
TISSUE PHILIP J	\$390.01	2	CUMBERLAND MD
SWEENEY LAVERNE	\$352.00	2	MONTROSE WV
WILSON LAW OFFICES	\$314.00	1	MILTON WV
ATKINSON & POLAK PLLC	\$245.62	1	KINGWOOD WV
STERN & EISENBERG PC	\$192.00	1	SCOTT DEPOT WV
THOMAS M JANUTOLO JR	\$177.50	1	KENNA WV
TAYLOR PAUL G	\$133.80	1	HUNTINGTON WV
CRANSTON & EDWARDS PLLC	\$112.30	1	MARTINSBURG WV
<b>APPOINTED COUNSEL VOUCHERS</b>	<b>\$31,804,811.39</b>	<b>38,418</b>	

PUBLIC DEFENDER SERVICES APPOINTED COUNSEL FEES AND EXPENSES PAID FISCAL YEAR 2023			
DIRECT EXPENSE VOUCHERS		(DESCENDING ORDER BY TOTAL \$)	
DIRECT EXPENSE VOUCHERS	TOTAL \$	# OF CLAIMS	OFFICE LOCATION
CORNELL INVESTIGATIONS LLC	\$55,444.56	145	HARRISVILLE WV
GRIFFIN & ASSOCIATES	\$55,382.83	11	HUNTINGTON WV
COOK SERVICES & INVESTIGATIONS	\$41,896.67	5	LOST RIVER WV
ROY LUBIT	\$37,781.00	1	NEW YORK NY
FREMOUW SIGLEY & BAKER PSYCHOLOGICAL ASSOCIATES PLLC	\$25,575.00	13	MORGANTOWN WV
ELITE INVESTIGATIONS INC	\$19,552.25	13	HUNTINGTON WV
BARTON INVESTIGATIONS	\$14,541.63	15	PARKERSBURG WV
VAUGHAN INVESTIGATIONS	\$14,235.10	17	BRADLEY WV
BREWSTER INVESTIGATIONS	\$12,859.64	12	CLIFTON TX
CYRIL H WECHT & PATHOLOGY ASSOCIATES INC	\$10,000.00	1	PITTSBURGH PA
TODD MICHAEL NEUMYER	\$9,335.24	2	HARRISBURG PA
THE EVIDENCE ROOM LLC	\$9,100.00	1	FAIRVIEW PARK OH
CLAYMAN & ASSOCIATES PLLC	\$8,676.50	3	CHARLESTON WV
TECHNICAL ASSOCIATES INC	\$7,725.00	2	VENTURA CA
RJ LEE GROUP INC	\$7,382.63	1	MONROEVILLE PA
PME CONSULTING LLC	\$6,888.18	2	REIDSVILLE NC
UNIVERSITY HEALTH ASSOCIATES	\$5,512.50	1	MORGANTOWN WV
CONNIE D DEMUTH	\$4,777.90	10	HURRICANE WV
PSYCHOLOGICAL CONSULTING INC	\$4,625.00	4	MARTINSBURG WV
STEPHEN MORRISON PRIVATE INVESTIGATIONS	\$4,422.00	3	HUNTINGTON WV
SOLID ROCK INVESTIGATIONS LLC	\$4,364.68	2	RED HOUSE WV
DIGITAL FORENSIC INVESTIGATIONS LLC	\$4,331.37	4	MORGANTOWN WV
MICHELE G HANKINS	\$4,038.65	2	HUNTINGTON WV
S2C GROUP LLC	\$3,765.00	4	SUMMIT POINT WV
JOSEPH W BURKE MEDICAL LEAGAL SERVICES	\$3,487.50	1	WYOMISSING PA
COOK INVESTIGATION SERVICE INC	\$3,093.43	1	HUNTINGTON WV
DEVIL DOG INVESTIGATIONS	\$3,013.96	4	WEIRTON WV
LAUREL RIDGE PSYCHOLOGICAL ASSOCIATES LLC	\$3,000.00	1	PRINCETON WV
LANTERN MENTAL HEALTH INC	\$2,900.00	2	PINEVILLE WV
PAUL F KRADEL	\$2,800.00	1	SHEPHERDSTOWN WV
BILL J BUZZO	\$2,208.69	3	HUNTINGTON WV
TRACY P HERRON-RICE	\$2,108.75	7	MOOREFIELD WV
SAAR PSYCHOLOGICAL GROUP PLLC	\$2,075.00	1	SOUTH CHARLESTON WV
CHRISTOPHER A SALYERS	\$2,053.00	7	CHARLESTON WV
BEHAVIORAL SCIENCE ASSOCIATES INC	\$1,999.00	2	WHEELING WV
VERONICA L BIRD	\$1,995.15	12	ATHENS WV
VALLEY HEALTH SYSTEMS INC	\$1,575.00	1	HUNTINGTON WV
JEAN B SPEIGHTS	\$1,546.05	2	LEWISBURG WV
HENDERSHOT PROCESS SERVING & INVESTIGATIONS	\$1,498.37	3	PARKERSBURG WV

<b>PUBLIC DEFENDER SERVICES APPOINTED COUNSEL FEES AND EXPENSES PAID FISCAL YEAR 2023</b>			
<b>DIRECT EXPENSE VOUCHERS</b>		<b>(DESCENDING ORDER BY TOTAL \$)</b>	
<b>DIRECT EXPENSE VOUCHERS</b>	<b>TOTAL \$</b>	<b># OF CLAIMS</b>	<b>OFFICE LOCATION</b>
NICKEL REPORTING SERVICE	\$1,459.90	1	PITTSBURGH PA
MICHELLE L JAWORSKI	\$1,406.30	5	DILLONVALE OH
HEARTLAND FORENSIC PATHOLOGY LLC	\$1,350.00	1	KANSAS CITY MO
SPAULDING PSYCHOLOGICAL SERVICES PLLC	\$1,250.00	1	HARRISVILLE WV
CHARLOTTE J WORD	\$1,200.00	1	RICHMOND VA
CABELLS PRIVATE INVESTIGATION	\$1,137.00	1	HUNTINGTON WV
KATHY J DAVIS	\$1,114.40	6	FT GAY WV
PANHANDLE PRINTING & DESIGN LLC	\$1,096.50	3	MARTINSBURG WV
ASSURED POLYGRAPH SERVICES INC	\$1,000.00	1	PITTSBURGH PA
AMANDA J PICKENS	\$953.90	4	SOUTH CHARLESTON WV
TALIA M BAER	\$942.40	4	RACINE OH
SHAMELLE D KELLEY	\$723.80	1	CHARLESTON WV
MARILYN M HIGHLAND	\$608.30	1	SCOTT DEPOT WV
BETLERS REPORTING & LEGAL VIDEO SERVICES LLC	\$590.30	3	HUNTINGTON WV
BRIGHTER PATHWAYS INC	\$550.00	1	FAIRMONT WV
DEBRA M WINDOM	\$515.90	4	HARRISVILLE WV
SECOND CREEK TECHNOLOGIES LLC	\$504.99	1	BARBOURSVILLE WV
CALLAHAN COUNSELING SERVICES	\$500.00	1	MARTINSBURG WV
CLIFTON R HUDSON PHD	\$500.00	1	CHARLESTON WV
SOLACE BEHAVIORAL HEALTHCARE SERVICES LLC	\$500.00	1	FAIRMONT WV
SANDRA L KELLEY	\$469.85	3	BUNKER HILL WV
LESLIE M QUEEN PRUITT	\$431.65	2	MT CLARE WV
SHERYL L GASPARIK	\$404.25	2	CUMBERLAND MD
HEATHER TEEL LLC	\$381.90	1	KENNA WV
DEBRA L HOOVER	\$380.25	2	MONTROSE WV
KAREN D KING-GREYARD	\$338.80	1	MILTON WV
MCMILLEN SHARON G MA PSYCHOLOGIST INC	\$250.00	1	KINGWOOD WV
NATALIE L WANDLING	\$238.70	1	SCOTT DEPOT WV
ABLE AND ASSOCIATES INVESTIGATIONS AND FORENSICS CONSULTING LLC	\$191.05	1	PRINCETON WV
DONNA H. MILLER	\$180.00	1	KENNA WV
STACY E ISABELL	\$88.50	1	ELKINS WV
MARCIA L CHANDLER	\$77.95	2	GREENCASTLE PA
<b>DIRECT EXPENSE VOUCHERS</b>	<b>\$428,903.82</b>	<b>382</b>	

PUBLIC DEFENDER SERVICES APPOINTED COUNSEL FEES AND EXPENSES PAID FISCAL YEAR 2023			
ROJAS		(DESCENDING ORDER BY TOTAL \$)	
ROJAS VOUCHERS	TOTAL \$	# OF CLAIMS	OFFICE LOCATION
THE RECTOR AND VISITORS OF THE UNIVERSITY OF VIRGINIA	\$22,590.00	2	CHARLOTTESVILLE VA
FREMOUW SIGLEY & BAKER PSYCHOLOGICAL ASSOCIATES PLLC	\$6,200.00	3	MORGANTOWN WV
PSYCHOLOGICAL CONSULTING INC	\$2,850.00	2	MARTINSBURG WV
SAAR PSYCHOLOGICAL GROUP PLLC	\$400.00	1	SOUTH CHARLESTON WV
<b>ROJAS VOUCHERS</b>	<b>\$32,040.00</b>	<b>8</b>	

<b>PUBLIC DEFENDER SERVICES APPOINTED COUNSEL FEES AND EXPENSES PAID FISCAL YEAR 2023</b>			
<b>FEES</b>	<b>(ALPHABETICAL ORDER)</b>		
<b>PAYEE</b>	<b>TOTAL \$</b>	<b># OF CLAIMS</b>	<b>OFFICE LOCATION</b>
ABLE AND ASSOCIATES INVESTIGATIONS AND FORENSICS CONSULTING LLC	\$191.05	1	PRINCETON WV
ABRAMS & BYRON	\$1,442.00	3	BECKLEY WV
ADAMS LAW FIRM PLLC	\$107,870.35	55	GARDENDALE AL
ADAMS LEGAL GROUP PLLC	\$133,456.27	84	SAN ANTONIO TX
ADDAIR ENTSMINGER PLLC	\$1,261.26	1	CHARLESTON WV
ADKINS LAW OFFICE PLLC	\$25,529.72	17	CLIFTON TX
ALEXANDER LAW OFFICES PLLC	\$60,554.83	18	CLIFTON TX
ALLISON K HUSON	\$78,468.73	64	HUNTINGTON WV
AMANDA BETH GODWIN	\$14,196.00	7	MORGANTOWN WV
AMANDA J PICKENS	\$953.90	4	SOUTH CHARLESTON WV
ANDERSON LAW OFFICE PLLC	\$127,176.91	155	HUNTINGTON WV
ANDREA P POWELL	\$73,300.67	39	HUNTINGTON WV
ANDREW B CHATTIN	\$131,040.91	226	CHARLESTON WV
ANDREW C COOK	\$55,428.55	109	MORGANTOWN WV
ANDREW NEIL FRYE III	\$102,555.13	103	CLIFTON TX
ANDREW TYLER RESETER	\$136,159.93	120	MORGANTOWN WV
ARDENT LEGAL PLLC	\$3,664.04	5	MORGANTOWN WV
ARMSTRONG LAW PLLC	\$8,154.09	17	GASSAWAY WV
ARNOLD & BAILEY PLLC	\$114,525.08	122	CHARLES TOWN WV
ASBURY LAW OFFICE PLLC	\$41,118.96	27	CLIFTON TX
ASSURED POLYGRAPH SERVICES INC	\$1,000.00	1	PITTSBURGH PA
ATKINSON & POLAK PLLC	\$245.62	1	CHARLESTON WV
ATTORNEY CRAWLEY-WOODS	\$4,450.00	7	MARTINSBURG WV
BAILEY & WYANT PLLC	\$18,583.27	7	CHARLESTON WV
BAILEY LEGAL SERVICES PLLC	\$17,645.75	14	HUNTINGTON WV
BAKER & HONAKER PLLC	\$29,112.56	32	RIPLEY WV
BALLARD LAW LLC	\$31,456.27	43	PEARISBURG VA
BARBARA L BAXTER	\$28,527.44	27	CHARLESTON WV
BARNEY LAW PLLC	\$60,500.63	120	HURRICANE WV
BARTON INVESTIGATIONS	\$14,541.63	15	PARKERSBURG WV
BEAN & BEAN	\$10,915.00	40	MOOREFIELD WV
BEAVERS LAW FIRM PLLC	\$104,734.23	31	HUNTINGTON WV
BEHAVIORAL SCIENCE ASSOCIATES INC	\$1,999.00	2	WHEELING WV
BELINDA A HAYNIE	\$28,034.67	8	MORGANTOWN WV
BELLOMY & TURNER LC	\$99,468.57	446	HUNTINGTON WV
BENNETT LAW LC	\$51,155.27	51	HUNTINGTON WV
BERNARD R MAUSER	\$61,996.88	66	SUTTON WV
BETH L LEBOW	\$2,326.50	1	MORGANTOWN WV
BETLERS REPORTING & LEGAL VIDEO SERVICES LLC	\$590.30	3	HUNTINGTON WV
BETTY GREGORY LAW	\$89,386.80	143	GLENVILLE WV
BILL J BUZZO	\$2,208.69	3	HUNTINGTON WV
BLACKWATER LAW PLLC	\$47,686.56	20	HUNTINGTON WV
BLAIR JERRY	\$88,312.36	60	GARDENDALE AL

<b>PUBLIC DEFENDER SERVICES APPOINTED COUNSEL FEES AND EXPENSES PAID FISCAL YEAR 2023</b>			
<b>FEES</b>		<b>(ALPHABETICAL ORDER)</b>	
<b>PAYEE</b>	<b>TOTAL \$</b>	<b># OF CLAIMS</b>	<b>OFFICE LOCATION</b>
BLANKENSHIP LAW	\$124,943.63	47	BARBOURSVILLE WV
BOGARAD SHARON N	\$5,839.96	4	WEIRTON WV
BOTTNER & ASSOCIATES ATTORNEYS AT LAW	\$10,686.73	18	CHARLES TOWN WV
BOUCHILLON CROSSAN & COLBURN LC	\$8,056.45	6	HUNTINGTON WV
BOWEN LAW OFFICE PLLC	\$4,645.68	5	WEST HAMLIN WV
BRANDON SCOTT STEELE	\$63,006.79	39	CLIFTON TX
BRENDAN DONEGHY	\$9,925.72	37	CHARLESTON WV
BRENT EASTON ATTORNEY AT LAW PLLC	\$105,616.40	145	DAVIS WV
BREWSTER INVESTIGATIONS	\$12,859.64	12	CLIFTON TX
BRIAN C DEMPSTER	\$36,922.01	76	CLIFTON TX
BRIAN D YOST	\$732.04	2	HURRICANE WV
BRIAN W BAILEY ATTORNEY AT LAW PLLC	\$105,713.70	131	HUNTINGTON WV
BRIGHTER PATHWAYS INC	\$550.00	1	FAIRMONT WV
BRILL JONATHAN G PLLC	\$90,403.43	89	ROMNEY WV
BULLMAN & BULLMAN	\$189,072.05	234	CHARLESTON WV
BURTON LAW OFFICE	\$74,501.00	28	GARDENDALE AL
BUSCH ZURBUCH & THOMPSON PLLC	\$1,113.48	7	ELKINS WV
CABELLS PRIVATE INVESTIGATION	\$1,137.00	1	HUNTINGTON WV
CALLAGHAN & CALLAGHAN PLLC	\$119,687.64	50	SUMMERSVILLE WV
CALLAHAN COUNSELING SERVICES	\$500.00	1	MARTINSBURG WV
CALVIN COLUMBUS HONAKER JR	\$25,965.92	42	RIPLEY WV
CAMPBELL & SMITH PLLC	\$177,478.00	201	CLIFTON TX
CAMPBELL WOODS PLLC	\$34,425.55	25	HUNTINGTON WV
CANDACE L OGLE	\$15,652.00	33	MORGANTOWN WV
CAPON BRIDGE LEGAL PLLC	\$6,053.47	7	CAPON BRIDGE WV
CAREY & STEWART PLLC	\$28,920.51	20	WEIRTON WV
CARL P BRYANT	\$62,275.26	105	GARDENDALE AL
CARL W ROOP LAW OFFICE PLLC	\$2,738.00	5	BECKLEY WV
CARRIE F DEHAVEN	\$43,122.76	36	LEWISBURG WV
CARY LAW OFFICE PLLC	\$25,116.57	109	CHARLESTON WV
CATHE L MORELAND PLLC	\$27,794.26	28	ROMNEY WV
CATHRYN A NOGAY	\$25,624.00	9	WEIRTON WV
CHANTEL RENEE KIDD	\$5,211.13	11	WELCH WV
CHARLES R HAMILTON	\$94,759.15	177	CHARLESTON WV
CHARLES YOUNGER	\$97,406.06	77	HARDY KY
CHARLOTTE J WORD	\$1,200.00	1	RICHMOND VA
CHERYL L WARMAN	\$6,767.65	6	CLIFTON TX
CHILDLAW SERVICES INC	\$607,602.47	222	PRINCETON WV
CHRISTIAN MATTHEW HICKMAN	\$102,371.38	122	FAIRMONT WV
CHRISTOPHER A SALYERS	\$2,053.00	7	CHARLESTON WV
CHRISTOPHER S MOOREHEAD	\$24,530.94	30	FAYETTEVILLE WV
CICCARELLO DEL GIUDICE & LAFON	\$23,114.13	37	CHARLESTON WV
CISCO-STURGELL KATHRYN	\$76,732.00	104	HUNTINGTON WV
CLAY LAW FIRM PLLC	\$110,159.03	73	FAYETTEVILLE WV

<b>PUBLIC DEFENDER SERVICES APPOINTED COUNSEL FEES AND EXPENSES PAID FISCAL YEAR 2023</b>			
<b>FEES</b>	<b>(ALPHABETICAL ORDER)</b>		
<b>PAYEE</b>	<b>TOTAL \$</b>	<b># OF CLAIMS</b>	<b>OFFICE LOCATION</b>
CLAYMAN & ASSOCIATES PLLC	\$8,676.50	3	CHARLESTON WV
CLIFTON R HUDSON PHD	\$500.00	1	CHARLESTON WV
CLINE & SINGH PLLC	\$172,322.24	98	WEIRTON WV
CLINE COLIN M ATTY AT LAW	\$65,280.67	67	PRINCETON WV
COLLEEN M BROWN-BAILEY	\$66,006.57	39	BECKLEY WV
CONAWAY & CONAWAY	\$79,284.04	99	MADISON WV
CONNIE D DEMUTH	\$4,777.90	10	HURRICANE WV
CONRAD & CONRAD PLLC	\$23,230.98	18	HUNTINGTON WV
CONWAY LAW OFFICE	\$80,141.32	156	HUNTINGTON WV
COOK INVESTIGATION SERVICE INC	\$3,093.43	1	HUNTINGTON WV
COOK LAW OFFICES PLLC	\$44,582.99	75	HUNTINGTON WV
COOK SERVICES & INVESTIGATIONS	\$46,146.02	6	LOST RIVER WV
CORNELL INVESTIGATIONS LLC	\$55,444.56	145	HARRISVILLE WV
COURTRIGHT LAW OFFICES PLLC	\$86,682.12	61	HURRICANE WV
CRANSTON & EDWARDS PLLC	\$112.30	1	MORGANTOWN WV
CRESTFIELD LAW LLC	\$10,846.96	36	FREDERICK MD
CROWE LAW LLC	\$7,381.61	8	MORGANTOWN WV
CYNTHIA J JARRELL	\$57,567.75	22	DANVILLE WV
CYRIL H WECHT & PATHOLOGY ASSOCIATES INC	\$10,000.00	1	PITTSBURGH PA
CZARNIK R THOMAS & ASSOCIATES	\$8,980.04	15	PRINCETON WV
D CONRAD GALL	\$11,119.45	39	FAIRMONT WV
D RANDALL CLARKE	\$12,518.00	16	CHARLESTON WV
DAMON B MORGAN	\$26,851.43	97	POINT PLEASANT WV
DANIEL STUART COREY	\$1,070.00	4	CHARLESTON WV
DASCOLI LAW OFFICE	\$64,198.27	248	GARDENDALE AL
DATRI LAW OFFICE LLC	\$11,980.88	35	CUMBERLAND MD
DAVENPORT & KNIPP PLLC	\$4,767.45	7	WEST HAMLIN WV
DAVID G THOMPSON	\$21,634.71	65	PINEVILLE WV
DAVID MIRHOSEINI ATTORNEY AT LAW	\$15,804.76	12	GARDENDALE AL
DAYTON MEADOWS	\$16,409.39	30	HUNTINGTON WV
DEAN E WILLIAMS	\$122,029.36	217	GARDENDALE AL
DEAN LAW OFFICES PLLC	\$76,869.84	140	GARDENDALE AL
DEAN MORGAN	\$146,003.61	140	CLIFTON TX
DEANNA L PENNINGTON	\$5,177.50	4	MORGANTOWN WV
DEBRA L HOOVER	\$380.25	2	MONTROSE WV
DEBRA M WINDOM	\$515.90	4	HARRISVILLE WV
DEMOSS DAVID B	\$92,643.35	139	GARDENDALE AL
DERRICK W LEFLER ATTORNEY AT LAW	\$13,734.01	16	PRINCETON WV
DEVIL DOG INVESTIGATIONS	\$3,013.96	4	WEIRTON WV
DEVORE LAW OFFICE PLLC	\$25,307.65	30	HUNTINGTON WV
DICKEN LAW PLLC	\$2,994.18	4	MORGANTOWN WV
DIEHL LAW PLLC	\$19,683.76	9	MARTINSBURG WV
DIGITAL FORENSIC INVESTIGATIONS LLC	\$4,331.37	4	MORGANTOWN WV
DINARDI PETER D	\$169,141.58	148	GARDENDALE AL

<b>PUBLIC DEFENDER SERVICES APPOINTED COUNSEL FEES AND EXPENSES PAID FISCAL YEAR 2023</b>			
<b>FEES</b>		<b>(ALPHABETICAL ORDER)</b>	
<b>PAYEE</b>	<b>TOTAL \$</b>	<b># OF CLAIMS</b>	<b>OFFICE LOCATION</b>
DIPIERO SIMMONS MCGINLEY & BASTRESS PLLC	\$2,226.00	1	CHARLESTON WV
DIXON LAW OFFICE PLLC	\$22,514.42	15	HUNTINGTON WV
DON S MCDANIEL ATTORNEY AT LAW	\$14,360.18	27	BIG CREEK WV
DONADIEU LAW	\$1,036.00	1	WINCHESTER VA
DONNA H. MILLER	\$180.00	1	KENNA WV
DONOVAN POWELL	\$4,119.61	1	LEON WV
DOTSENKO LAW OFFICES PLLC	\$151,698.44	67	GARDENDALE AL
DUNKLE LAW PLLC	\$96,219.92	140	BARBOURSVILLE WV
DYER LAW OFFICES	\$39,323.60	26	CLARKSBURG WV
EARL HAGER ESQUIRE	\$41,658.50	156	PRINCETON WV
EDMOND & BAUM PLLC	\$174,772.02	236	HUNTINGTON WV
EDMUND J ROLLO	\$49,296.59	85	MORGANTOWN WV
ELITE INVESTIGATIONS INC	\$19,552.25	13	HUNTINGTON WV
ELITE LEGAL LLC	\$45,815.98	155	HUNTINGTON WV
ELIZABETH A FRENCH	\$4,840.67	4	GARDENDALE AL
ELIZABETH B WARNICK ATTORNEY	\$33,390.90	18	BRUCETON MILLS WV
ELIZABETH K CAMPBELL	\$7,312.80	5	OAK HILL WV
ELLIOTT E WORKMAN PLLC	\$99,775.89	80	HUNTINGTON WV
ERIC K POWELL	\$161,606.61	106	CLIFTON TX
ERICA BRANNON GUNN ATT AT LAW PLLC	\$50,272.21	269	HUNTINGTON WV
ERIN CLARK	\$1,486.00	4	SHEPHERDSTOWN WV
F JOHN OSHOWAY	\$70,696.18	64	PARKERSBURG WV
FARNSWORTH LAW OFFICE	\$146,877.34	329	CLIFTON TX
FLANIGAN LAW OFFICE	\$17,234.33	31	HUNTINGTON WV
FRANCES C WHITEMAN	\$35,311.50	23	MORGANTOWN WV
FRANCIS ERIC M	\$87,954.97	61	HUNTINGTON WV
FRANKLIN & PROKOPIK A PROFESSIONAL CORPORATION	\$18,663.11	9	BALTIMORE MD
FRAZIER OXLEY & PROCTOR LC	\$4,991.45	5	HUNTINGTON WV
FRED F HOLROYD	\$56,909.70	109	GARDENDALE AL
FREEMAN LAW OFFICES	\$85,403.55	187	CLIFTON TX
FREMOUW SIGLEY & BAKER PSYCHOLOGICAL ASSOCIATES PLLC	\$31,775.00	16	MORGANTOWN WV
FUNKHOUSER & SMITH PLLC	\$258,987.84	360	HUNTINGTON WV
G TODD HOUCK ATTORNEY AT LAW LC	\$41,291.35	90	MULLENS WV
GAIL IDA MICHELSON	\$26,525.21	63	CHARLESTON WV
GARCIA LAW PLLC	\$2,293.34	2	FAIRMONT WV
GARRETT & GARRETT	\$27,445.24	8	MATHIAS WV
GARVIN LAW PLLC	\$133,017.54	119	NUTTER FORT WV
GAYDOS & TURNER PLLC	\$7,516.02	6	KINGWOOD WV
GEARY & GEARY LC	\$6,832.65	12	PETERSBURG WV
GENTILOZZI & ASSOCIATES	\$75,965.40	257	CLARKSBURG WV
GEORGE J COSENZA PLLC	\$1,737.38	2	PARKERSBURG WV
GEORGE M TORRES	\$44,259.17	47	VIENNA WV

<b>PUBLIC DEFENDER SERVICES APPOINTED COUNSEL FEES AND EXPENSES PAID FISCAL YEAR 2023</b>			
<b>FEES</b>		<b>(ALPHABETICAL ORDER)</b>	
<b>PAYEE</b>	<b>TOTAL \$</b>	<b># OF CLAIMS</b>	<b>OFFICE LOCATION</b>
GIANOLA BARNUM BECHTEL & JECKLIN LC	\$36,916.86	12	MORGANTOWN WV
GLAZER SAAD ANDERSON LC	\$125,172.20	102	CLIFTON TX
GLORIA M STEPHENS	\$41,674.37	22	WELCH WV
GLOVER LEGAL PLLC	\$30,831.13	39	CLARKSBURG WV
GORDON L MOWEN II	\$2,227.97	7	SCOTT DEPOT WV
GREGG PHILLIP DAVIS	\$228,187.71	194	ARTHURDALE WV
GREGORY G MICHAEL	\$81,286.69	178	FAIRMONT WV
GREGORY R TINGLER	\$173,450.10	141	HUNTINGTON WV
GREINER & CYRUS LC	\$26,112.62	37	HUNTINGTON WV
GRIFFIN & ASSOCIATES	\$55,382.83	11	HUNTINGTON WV
GRUNAU LAW OFFICES PLLC	\$218,003.34	153	HUNTINGTON WV
GUNNOE LAW OFFICE	\$76,225.17	81	LEWISBURG WV
GWALTNEY LAW OFFICE	\$208,741.52	283	DELLSLOW WV
HAGER & LAWSON PLLC	\$149,384.00	323	HUNTINGTON WV
HAMILTON NEAL J	\$5,391.41	7	FAIRMONT WV
HANDLEY & HUNT PLLC	\$121,488.62	90	POINT PLEASANT WV
HARCLERODE LAW PLLC	\$127,286.55	147	SHINNSTON WV
HARDY LAW FIRM	\$73,342.29	60	HILLSBORO WV
HARRAH AND CAMPBELL ATTORNEYS AT LAW PLLC	\$840.00	3	FAYETTEVILLE WV
HARRAH LAW FIRM PLLC	\$16,835.90	33	FAYETTEVILLE WV
HARVEY & JANUTOLO	\$12,838.19	3	HUNTINGTON WV
HATFIELD & HATFIELD PLLC	\$38,108.19	57	MADISON WV
HATFIELD LAW A LEGAL CORPORATION	\$7,362.42	2	BARBOURSVILLE WV
HAWKINS JAMES E JR	\$132,681.83	178	BUCKHANNON WV
HAYDEN & ASSOCIATES LC	\$4,086.85	6	HUNTINGTON WV
HAYHURST LAW PLLC	\$1,061.45	1	MORGANTOWN WV
HEARTLAND FORENSIC PATHOLOGY LLC	\$1,350.00	1	KANSAS CITY MO
HEATHER TEEL LLC	\$381.90	1	KENNA WV
HENDERSHOT PROCESS SERVING & INVESTIGATIONS	\$1,498.37	3	PARKERSBURG WV
HERBERT L HIVELY	\$156,127.21	441	GARDENDALE AL
HILL DAVID L	\$28,503.10	50	HURRICANE WV
HILL LAW FIRM PLLC	\$12,861.35	13	CHARLESTON WV
HOLLANDSWORTH RICHARD W	\$60,550.23	77	GARDENDALE AL
HOLLY JEANETTE BOWLING	\$12,667.52	20	CRUM WV
HOLSTEIN LAW OFFICE	\$106,523.19	131	MADISON WV
HONAKER LAW OFFICE PLLC	\$25,161.21	45	RIPLEY WV
HOWARD J BLYLER ATTORNEY AT LAW	\$32,453.06	50	COWEN WV
HUGHART LAW OFFICE	\$233,046.01	152	SISSONVILLE WV
HUMBERSON DON A	\$44,035.68	26	GARDENDALE AL
HUNTER ESCUE LAW PRACTICE CO	\$160,600.92	360	HURRICANE WV
HUNTER LAW OFFICE	\$44,525.09	33	SCOTT DEPOT WV
HUTCHISON IMMIGRATION LLC	\$3,063.38	2	FREDERICK MD
HYLTON LAW OFFICE PLLC	\$96,246.28	37	FAYETTEVILLE WV

<b>PUBLIC DEFENDER SERVICES APPOINTED COUNSEL FEES AND EXPENSES PAID FISCAL YEAR 2023</b>			
<b>FEES</b>		<b>(ALPHABETICAL ORDER)</b>	
<b>PAYEE</b>	<b>TOTAL \$</b>	<b># OF CLAIMS</b>	<b>OFFICE LOCATION</b>
HYRE LAW	\$19,648.80	18	KINGWOOD WV
IAN T MASTERS	\$118,982.00	134	GERRARDSTOWN WV
ILDERTON LAW PLLC	\$8,058.82	20	LOGAN WV
ISNER LAW OFFICE LC INC	\$6,785.06	6	HUNTINGTON WV
J A M LAW PLLC	\$118,624.59	170	HUNTINGTON WV
J GREGORY LAW FIRM LC	\$10,650.84	8	OAKLAND MD
J LAW	\$31,081.88	49	VIENNA WV
J M EVANS LAW LLC	\$13,630.14	40	GALLIPOLIS OH
J ROBEY LAW PLLC	\$86,415.58	185	BRIDGEPORT WV
JACK WOOD	\$80,019.50	67	WEIRTON WV
JACKSON KELLY PLLC	\$10,881.21	16	CHARLESTON WV
JACQUELYN STOUT BIDDLE	\$8,541.54	3	HUNTINGTON WV
JAMELLA L LOCKWOOD	\$165,666.69	195	BUCKHANNON WV
JAMES A MCCOY	\$42,737.65	56	HAMLIN WV
JAMES D STACY	\$22,323.86	83	HUNTINGTON WV
JAMES GRIESACKER	\$21,688.75	34	CLIFTON TX
JAMES LAW FIRM	\$1,269.50	5	KEYSER WV
JAMES R MILAM II ATTORNEY AT LAW PLLC	\$10,979.00	45	SUMMERSVILLE WV
JAMES RUDOLPH MARTIN	\$52,735.53	156	CHARLESTON WV
JAMES S NELSON	\$3,093.00	13	CHARLESTON WV
JAMES T CAREY	\$38,836.26	81	WEIRTON WV
JANUTOLO LAW PLLC	\$150,973.11	290	HUNTINGTON WV
JARED S FRAME ATTORNEY AT LAW PLLC	\$14,865.26	15	SUTTON WV
JARRELL LAW OFFICE	\$6,732.14	8	WAYNE WV
JASON D HARWOOD	\$38,628.54	87	LOGAN WV
JASON S LORD	\$73,136.96	77	CHARLESTON WV
JAY CARTER LOVE	\$5,612.00	14	HUNTINGTON WV
JAY W GERBER JR	\$7,311.40	14	VIENNA WV
JEAN B SPEIGHTS	\$1,546.05	2	LEWISBURG WV
JEFFERY A DAVIS	\$45,218.17	28	HUNTINGTON WV
JEFFREY B REED ATTORNEY PLLC	\$62,692.20	24	PARKERSBURG WV
JEFFREY K MATHERLY	\$41,930.10	19	MARTINSBURG WV
JENNIFER L ANDERSON PLLC	\$66,296.94	100	HUNTINGTON WV
JENNIFER N TAYLOR	\$14,692.95	52	CHARLESTON WV
JESSICA E MYERS	\$33,469.64	29	PARKERSBURG WV
JIMMY SCOTT MCPHERSON JR	\$51,833.86	36	HUNTINGTON WV
JL COCHRAN LAW	\$67,582.63	52	BELLEVILLE WV
JOEL BAKER LAW PLLC	\$52,029.49	48	SPENCER WV
JOHN A SCOTT	\$28,842.12	39	GARDENDALE AL
JOHN C ROGERS ATTORNEY AT LAW PLLC	\$126,008.04	243	HUNTINGTON WV
JOHN CLARK ANDERSON	\$802.00	1	HUNTINGTON WV
JOHN F PARKULO	\$68,238.00	38	HUNTINGTON WV
JOHN J BALENOVICH LAW OFFICES INC	\$17,470.30	26	CHARLESTON WV
JOHN M JURCO	\$163,173.38	67	ST CLAIRSVILLE OH

<b>PUBLIC DEFENDER SERVICES APPOINTED COUNSEL FEES AND EXPENSES PAID FISCAL YEAR 2023</b>			
<b>FEES</b>		<b>(ALPHABETICAL ORDER)</b>	
<b>PAYEE</b>	<b>TOTAL \$</b>	<b># OF CLAIMS</b>	<b>OFFICE LOCATION</b>
JOHN M THOMPSON	\$45,819.72	86	HUNTINGTON WV
JOHN WOODS	\$37,001.99	69	BELLEVILLE WV
JOHNS & ASSOCIATES PLLC	\$1,344.33	7	CHARLESTON WV
JOHNSON LAW OFFICE PLLC	\$52,858.65	88	ELEANOR WV
JONATHAN FITTRO	\$78,989.06	54	HUNTINGTON WV
JOSEPH A CURIA III	\$44,237.13	63	CHARLESTON WV
JOSEPH H SPANO JR	\$1,382.00	2	BIRMINGHAM AL
JOSEPH W BURKE MEDICAL LEAGAL SERVICES	\$3,487.50	1	WYOMISSING PA
JOSHUA D BROWN	\$46,450.02	51	CLIFTON TX
JOSHUA W ORNDORFF PLLC	\$65,224.68	138	MOOREFIELD WV
JTJ LAW PLLC	\$5,098.00	5	CHARLESTON WV
JUBA-PLUMLEY ROSALEE	\$26,878.00	16	ELEANOR WV
JUDY & JUDY	\$20,279.49	23	MOOREFIELD WV
JUSTON H MOORE PLLC	\$85,640.58	165	WAYNE WV
K N COLY LAW OFFICE PLLC	\$2,122.00	4	CHARLES TOWN WV
KAREN D KING-GREYARD	\$338.80	1	MILTON WV
KARICKHOFF DAVID	\$34,451.86	165	SUTTON WV
KATHY J DAVIS	\$1,114.40	6	FT GAY WV
KATRINA M CHRIST ATTORNEY AT LAW	\$99,488.65	69	CLIFTON TX
KATZ KANTOR STONESTREET & BUCKNER PLLC	\$21,134.80	14	PRINCETON WV
KATZ WORKING FAMILIES LAW FIRM LC	\$22,667.33	15	CHARLESTON WV
KAYSER LAYNE & CLARK PLLC	\$5,054.00	4	POINT PLEASANT WV
KEATON FRAZER MILLESON & DANTE PLLC	\$62,790.32	56	ROMNEY WV
KEITH WHITE ATTORNEY AT LAW	\$113,287.28	117	ST MARYS WV
KENNAD LEE SKEEN II	\$15,305.15	14	RIPLEY WV
KENNETH E CHITTUM AND ASSOCIATES PLLC	\$123,700.37	113	HUNTINGTON WV
KENNETH J BARNETT LC	\$46,364.22	10	SUMMERSVILLE WV
KENNY R STARCHER	\$133,508.00	118	CLIFTON TX
KETTERING DELLIGATTI LAW OFFICES PLLC	\$54,311.13	108	FAIRMONT WV
KEVIN DAY	\$8,632.73	20	MARIETTA OH
KEVIN P DAVIS	\$32,792.95	118	CLIFTON TX
KEVIN R CONNOLEY	\$36,672.95	11	MORGANTOWN WV
KIRBY & ASHLEY LC	\$49,086.02	62	HUNTINGTON WV
KIRKPATRICK LAW OFFICE PLLC	\$155,050.62	231	HUNTINGTON WV
KLATT LAW OFFICES PLLC	\$118,765.61	129	CLIFTON TX
KLIE LAW OFFICES PLLC	\$2,227.47	2	BUCKHANNON WV
KOSTENKO & OSGOOD LC	\$91,426.43	241	HUNTINGTON WV
KRATOVIL LAW OFFICES PLLC	\$106,904.19	169	GARDENDALE AL
KRISTEN D ANTOLINI	\$11,995.79	21	MORGANTOWN WV
KRISTOPHER FAERBER	\$71,734.84	42	HUNTINGTON WV
KROGER LAW OFFICE	\$456.00	1	MORGANTOWN WV
KUENZEL & ASSOCIATES PLLC	\$17,800.17	20	CHAPMANVILLE WV
KUHN & HAINES LC	\$60,664.06	64	KEYSER WV
KUHN LAW OFFICE PLLC	\$5,261.90	17	HUNTINGTON WV

<b>PUBLIC DEFENDER SERVICES APPOINTED COUNSEL FEES AND EXPENSES PAID FISCAL YEAR 2023</b>			
<b>FEES</b>		<b>(ALPHABETICAL ORDER)</b>	
<b>PAYEE</b>	<b>TOTAL \$</b>	<b># OF CLAIMS</b>	<b>OFFICE LOCATION</b>
KURELAC LAW OFFICE	\$121,970.60	87	MOUNDSVILLE WV
L VICTOR NAVY	\$57,650.63	104	GARDENDALE AL
LAMBERT LAW OFFICES PLLC	\$46,888.75	50	HURRICANE WV
LANCE E ROLLO	\$87,952.75	133	MORGANTOWN WV
LANTERN MENTAL HEALTH INC	\$2,900.00	2	PINEVILLE WV
LATACHIA MILLER ESQUIRE PLLC	\$115,289.92	88	BECKLEY WV
LAURA E SPADARO	\$3,980.61	1	WHITE SULPHUR SPRINGS WV
LAURA M FINCH ATTORNEY AT LAW	\$3,904.85	3	MARLINTON WV
LAUREL RIDGE PSYCHOLOGICAL ASSOCIATES LLC	\$3,000.00	1	PRINCETON WV
LAW FIRM OF A JOSEPH MUNOZ	\$69,626.00	44	PARKERSBURG WV
LAW FIRM OF M E SNEAD PLLC	\$150,547.92	276	WEBSTER SPRINGS WV
LAW OFFICE OF B SCOTT WOLFE PLLC	\$52,637.64	53	HARRISVILLE WV
LAW OFFICE OF BRUCE M WHITE LC	\$2,966.09	6	PARKERSBURG WV
LAW OFFICE OF CHRISTOPHER M WILSON PLLC	\$78,581.59	86	FAIRMONT WV
LAW OFFICE OF COURTNEY L AHLBORN PLLC	\$29,793.01	52	CLIFTON TX
LAW OFFICE OF DAVID A MASCIO	\$142,563.81	45	CLIFTON TX
LAW OFFICE OF DAVID B KELLEY	\$67,535.57	30	PRINCETON WV
LAW OFFICE OF DEBBIE FLOWERS PAYNE	\$6,722.77	4	CHARLES TOWN WV
LAW OFFICE OF FOLICKMAN & TURKETT PLLC	\$73,650.89	296	GARDENDALE AL
LAW OFFICE OF GREG K SMITH PLLC	\$4,046.00	6	WILLIAMSON WV
LAW OFFICE OF HEATHER L STARCHER	\$11,551.22	17	PARKERSBURG WV
LAW OFFICE OF HUNTER SIMMONS	\$160,925.19	566	BUCKHANNON WV
LAW OFFICE OF IRA RICHARDSON PLLC	\$302,134.14	304	CLIFTON TX
LAW OFFICE OF JEFF C WOODS	\$10,162.03	20	SCOTT DEPOT WV
LAW OFFICE OF JUSTIN D PRITT PLLC	\$32,304.62	35	GARDENDALE AL
LAW OFFICE OF KAREN S HATFIELD PLLC	\$182,393.74	430	CLIFTON TX
LAW OFFICE OF KEVIN C SPONAUGLE PLLC	\$137,229.14	132	FRANKLIN WV
LAW OFFICE OF KIMBERLY E MCGANN PLLC	\$28,681.92	46	HUNTINGTON WV
LAW OFFICE OF LISA A GREEN	\$79,831.64	58	SHEPHERDSTOWN WV
LAW OFFICE OF MICHAEL SAFCSAK PLLC	\$86,974.26	176	CLIFTON TX
LAW OFFICE OF NICHOLAS FORREST COLVIN ESQ PLLC	\$20,194.86	5	MARTINSBURG WV
LAW OFFICE OF P ZACHARY STEWART PLLC	\$9,771.33	5	WEIRTON WV
LAW OFFICE OF REBECCA S JOHNSON	\$142,232.19	101	CLIFTON TX
LAW OFFICE OF ROBBY N LONG LC	\$43,364.37	35	WINFIELD WV
LAW OFFICE OF STEPHANIE J SHEPHERD	\$1,512.04	6	MORGANTOWN WV
LAW OFFICE OF WARD MORGAN	\$37,448.12	43	BLUEFIELD WV
LAW OFFICES OF CARIN KRAMER PLLC	\$25,681.89	41	LEWISBURG WV
LAW OFFICES OF CRAIG P ERHARD PLLC	\$40,517.65	76	FAIRMONT WV
LAW OFFICES OF DR JUAN PITTALUGA ESQ PLLC	\$11,045.79	25	MARTINSBURG WV
LAW OFFICES OF DREAMA D SINKKANEN	\$68,590.31	34	HUNTINGTON WV
LAW OFFICES OF JAMES W GABEHART	\$57,268.15	57	LEBANON TN
LAW OFFICES OF JASON STEDMAN	\$113,425.19	136	MARTINSBURG WV
LAW OFFICES OF JOHN B BROOKS PLLC	\$65,060.89	55	HUNTINGTON WV

<b>PUBLIC DEFENDER SERVICES APPOINTED COUNSEL FEES AND EXPENSES PAID FISCAL YEAR 2023</b>			
<b>FEES</b>		<b>(ALPHABETICAL ORDER)</b>	
<b>PAYEE</b>	<b>TOTAL \$</b>	<b># OF CLAIMS</b>	<b>OFFICE LOCATION</b>
LAW OFFICES OF PAUL G TAYLOR PLLC	\$73,337.55	83	MARTINSBURG WV
LAW OFFICES OF VANESSA LYNN RODRIGUEZ	\$47,594.88	66	BRIDGEPORT WV
LAWRENCE E SHERMAN JR LC	\$196,415.48	318	ROMNEY WV
LEFLER & BOGGS PLLC	\$30,862.76	33	GARDENDALE AL
LENA D PRATT	\$59,106.15	29	LOGAN WV
LESLIE L MAZE	\$22,268.00	20	ELIZABETH WV
LESLIE LEGAL PLLC	\$133,191.37	140	CLIFTON TX
LESLIE M QUEEN PRUITT	\$431.65	2	MT CLARE WV
LIGHTNER LAW OFFICES PLLC	\$72,079.43	94	SCOTT DEPOT WV
LOCKWOOD & LOCKWOOD	\$22,308.50	23	HUNTINGTON WV
LONG LAW OFFICES PLLC	\$44,781.84	89	SCOTT DEPOT WV
LOSH MOUNTAIN LEGAL SERVICES	\$129,373.64	59	CLARKSBURG WV
LOUGHRY BUELL & SIPE LLC	\$17,344.85	17	MARIETTA OH
LOUIE T PRICE	\$2,698.00	2	HUNTINGTON WV
LUPARDUS LAW OFFICE	\$79,069.03	108	CLIFTON TX
LUSK & BRADFORD PLLC	\$22,674.00	30	BECKLEY WV
LYONS PHILLIPS LEGAL GROUP PLLC	\$375,526.68	600	MORGANTOWN WV
M SANTA BARBARA LAW OFFICE	\$77,945.60	184	MARTINSBURG WV
MAGANN LAW OFFICE PLLC	\$114,664.48	104	BLUEFIELD WV
MAIER LAW OFFICE LLC	\$17,746.62	13	PRINCETON WV
MALLETT SHANE M LAW OFFICES	\$16,089.82	22	WHEELING WV
MANCHIN INJURY LAW GROUP PLLC	\$123,162.09	107	FAIRMONT WV
MANN & MANN LAW OFFICE	\$38,994.35	32	HINTON WV
MARCIA L CHANDLER	\$77.95	2	GREENCASTLE PA
MARCUM LAW OFFICE	\$3,294.67	8	WILLIAMSON WV
MARIA ALMASE BORROR	\$25,930.80	15	MORGANTOWN WV
MARILYN M HIGHLAND	\$608.30	1	SCOTT DEPOT WV
MARK A BRAMBLE	\$191,014.21	216	CHARLESTON WV
MARK D PANEPINTO	\$53,433.74	16	WHEELING WV
MARK E HOBBS	\$40,118.62	30	CHAPMANVILLE WV
MARK EVERETT ATTORNEY AT LAW PLLC	\$6,703.95	26	MORGANTOWN WV
MARLA ZELENE HARMAN	\$60,317.86	30	HUNTINGTON WV
MARTIN LAW FIRM	\$20,159.21	52	NITRO WV
MARTINO GARY J	\$44,986.02	69	ANMOORE WV
MARVIN JOEL BAKER JR	\$52,715.68	41	RIPLEY WV
MASON BARNHART	\$1,458.85	1	WEIRTON WV
MATTHEW C BROCK	\$97,898.42	118	MORGANTOWN WV
MATTHEW HALL FAIR ATTORNEY AT LAW	\$48,501.00	101	ELKINS WV
MAX H WHITE PLLC	\$49,208.08	143	KEYSER WV
MCCASE LAW FIRM PLLC	\$12,718.00	19	PARKERSBURG WV
MCCLUNG LAW OFFICES	\$59,278.01	55	GARDENDALE AL
MCCLURE GOAD PLLC	\$37,590.19	189	HUNTINGTON WV
MCCLURE LAW PLLC	\$76,614.87	65	CLARKSBURG WV
MCCOID LAW OFFICES PLLC	\$66,445.02	79	WHEELING WV

<b>PUBLIC DEFENDER SERVICES APPOINTED COUNSEL FEES AND EXPENSES PAID FISCAL YEAR 2023</b>			
<b>FEES</b>		<b>(ALPHABETICAL ORDER)</b>	
<b>PAYEE</b>	<b>TOTAL \$</b>	<b># OF CLAIMS</b>	<b>OFFICE LOCATION</b>
MCCOY INJURY LAW PLLC	\$55,974.70	24	FAIRMONT WV
MCGRAW LAW OFFICES	\$55,076.55	35	PROSPERITY WV
MCMILLEN SHARON G MA PSYCHOLOGIST INC	\$250.00	1	KINGWOOD WV
MELISHA D C SOUDERS	\$17,575.54	3	BERKELEY SPRINGS WV
MELISSA T ROMAN PLLC	\$84,131.76	92	MOUNT CLARE WV
MICHAEL A MEADOWS	\$465.16	1	HUNTINGTON WV
MICHAEL ALLEN HICKS	\$70,848.80	125	GRANTSVILLE WV
MICHAEL E FROBLE	\$36,622.00	34	HUNTINGTON WV
MICHAEL R WHITT	\$273,313.00	103	HUNTINGTON WV
MICHELE G HANKINS	\$4,038.65	2	HUNTINGTON WV
MICHELLE L JAWORSKI	\$1,406.30	5	DILLONVALE OH
MORIAH MYERS	\$90,135.54	110	HUNTINGTON WV
MOSES JOSEPH J	\$134,898.35	59	WHEELING WV
MOUNTAINEER LEGAL SERVICES PLLC	\$192,950.52	502	GARDENDALE AL
MOUNTS & WHITE PLLC	\$16,625.05	30	GILBERT WV
MOYE LAW OFFICE	\$988.72	1	WINFIELD WV
NANCY A DALBY ATTORNEY AT LAW	\$82,722.92	38	GARDENDALE AL
NANNERS LAW OFFICE PLLC	\$110,151.73	181	BUCKHANNON WV
NATALIE L WANDLING	\$238.70	1	SCOTT DEPOT WV
NEISWONGER & WHITE	\$200,444.07	345	GARDENDALE AL
NELSON LEGAL SERVICES LC	\$92,839.76	85	PETERSBURG WV
NESSER LAW FIRM	\$181,640.94	176	HUNTINGTON WV
NETHKEN LAW OFFICE PLLC	\$10,308.55	49	HUNTINGTON WV
NETZ LAW PLLC	\$13,676.96	41	CLIFTON TX
NEW STEPHEN P LC	\$5,301.84	11	BECKLEY WV
NEXT STEP LEGAL PLLC	\$53,321.75	92	WILLIAMSON WV
NIC DALTON LAW PLLC	\$115,961.29	59	PT PLEASANT WV
NICKEL REPORTING SERVICE	\$1,459.90	1	PITTSBURGH PA
NOLAN LAW FIRM	\$34,264.00	55	HUNTINGTON WV
OSBORNE & ASSOCIATES PLLC	\$131,646.94	128	HUNTINGTON WV
PAMELA JEAN GAMES NEELY ATTORNEY AT LAW	\$68,711.34	47	KEARNEYSVILLE WV
PANHANDLE PRINTING & DESIGN LLC	\$1,096.50	3	MARTINSBURG WV
PAUGH SUSAN K	\$3,240.40	6	MARTINSBURG WV
PAUL F KRADEL	\$2,800.00	1	SHEPHERDSTOWN WV
PAULA L HARBOUR ATTORNEY AT LAW PLLC	\$27,615.36	27	HUNTINGTON WV
PAYNE WILBERT A	\$1,216.00	6	BECKLEY WV
PERRYLAW LLC	\$14,654.98	10	CLIFTON TX
PETITTO LAW PLLC	\$32,806.30	42	GARDENDALE AL
PETTIJOHN LAW GROUP LC	\$43,039.59	99	HUNTINGTON WV
PHILLIP RAY AMICK	\$82,259.15	53	HUNTINGTON WV
PLANTS LAW FIRM PLLC	\$147,026.89	186	S CHARLESTON WV
PME CONSULTING LLC	\$6,888.18	2	REIDSVILLE NC
POLVERINI AND WIATER PLLC	\$184,846.74	120	HUNTINGTON WV
POWELL & MAJESTRO PLLC	\$8,526.00	17	CHARLESTON WV

<b>PUBLIC DEFENDER SERVICES APPOINTED COUNSEL FEES AND EXPENSES PAID FISCAL YEAR 2023</b>			
<b>FEES</b>	<b>(ALPHABETICAL ORDER)</b>		
<b>PAYEE</b>	<b>TOTAL \$</b>	<b># OF CLAIMS</b>	<b>OFFICE LOCATION</b>
POWER BECK & MATZUREFF	\$33,761.41	23	MARTINSBURG WV
PRITT & SPANO PLLC	\$169,568.00	232	GARDENDALE AL
PSYCHOLOGICAL CONSULTING INC	\$7,475.00	6	MARTINSBURG WV
PULLIN FOWLER FLANAGAN BROWN & POE PLLC	\$112,364.66	95	CHARLESTON WV
R KEITH FLINCHUM	\$185,788.75	152	PRINCETON WV
R STEPHEN DAVIS	\$18,402.50	4	BECKLEY WV
RABER LAW OFFICES PLLC	\$4,435.50	16	CLIFTON TX
RAMSEY LAW OFFICE	\$2,913.02	1	DANIELS WV
RANDALL D WALL	\$25,228.00	332	HUNTINGTON WV
RAY LAW PLLC	\$14,411.65	25	HUNTINGTON WV
REBECCA ANN MATHEWS	\$5,277.95	14	ANDALUSIA AL
REBECCA E MICK	\$90,122.35	71	HUNTINGTON WV
REBECCA L TATE	\$16,776.00	16	FAIRMONT WV
REGINALD D HENRY ATTORNEY AT LAW PLLC	\$9,709.51	11	MABSCOTT WV
RICHARDSON DAVID B LAW OFFICE	\$166,046.22	178	WINFIELD WV
RJ LEE GROUP INC	\$7,382.63	1	MONROEVILLE PA
RJH LAW	\$91,281.76	142	INWOOD WV
ROBERT DUNLAP ESQ PLLC	\$82,722.36	82	BECKLEY WV
ROBERT E BARRAT	\$3,128.36	6	MARTINSBURG WV
ROBERT E WILKINSON ATTORNEY AT LAW	\$101,786.47	35	HUNTINGTON WV
ROBERT P MARTIN	\$6,092.00	1	MARLINTON WV
ROBERT T NOONE	\$4,769.63	3	LOGAN WV
ROBERT W BRIGHT	\$28,735.30	29	MIDDLEPORT OH
ROBIN CISCO	\$80,504.00	40	HUNTINGTON WV
ROBYN M BABINEAU ATTORNEY AT LAW	\$122,630.27	139	FAIRMONT WV
RODGERS JEFFREY S	\$55,511.94	93	HUNTINGTON WV
ROOP & SMITH LAW OFFICE PLLC	\$5,095.00	1	BECKLEY WV
ROSENLIEB DUANE C JR	\$16,873.21	1	SAINT ALBANS WV
ROSINSKY LAW OFFICE	\$232,161.17	274	HUNTINGTON WV
ROY LUBIT	\$37,781.00	1	NEW YORK NY
ROZAS LAW OFFICE LLC	\$49,992.72	58	CUMBERLAND MD
RUMORA & RUMORA LC	\$131,864.23	75	HUNTINGTON WV
RUTH LAW OFFICES PLLC	\$247,726.91	270	HUNTINGTON WV
S2C GROUP LLC	\$3,765.00	4	SUMMIT POINT WV
SAAR PSYCHOLOGICAL GROUP PLLC	\$2,475.00	2	SOUTH CHARLESTON WV
SAL SELLARO CULPEPPER LEGAL GROUP PLLC	\$12,026.69	13	GARDENDALE AL
SAMMONS OLIVERO & PARASCHOS PLLC	\$4,072.48	3	HUNTINGTON WV
SANDERS & AUSTIN	\$63,623.95	79	HUNTINGTON WV
SANDRA L KELLEY	\$469.85	3	BUNKER HILL WV
SARA CHAPMAN LAW PLLC	\$127,550.75	189	HUNTINGTON WV
SARABETH JETT	\$1,570.10	3	RAVENSWOOD WV
SAUNDERS MESKE PLLC	\$44,293.23	14	SHEPHERDSTOWN WV
SAVILLE ROYCE B PLLC	\$604.00	5	ROMNEY WV
SCHARF WILLIAM H	\$16,618.00	56	CHARLESTON WV

<b>PUBLIC DEFENDER SERVICES APPOINTED COUNSEL FEES AND EXPENSES PAID FISCAL YEAR 2023</b>			
<b>FEES</b>		<b>(ALPHABETICAL ORDER)</b>	
<b>PAYEE</b>	<b>TOTAL \$</b>	<b># OF CLAIMS</b>	<b>OFFICE LOCATION</b>
SCHEETZ CHRISTOPHER A	\$49,977.88	26	GARDENDALE AL
SCHILLACE LAW OFFICE	\$3,592.04	3	CLARKSBURG WV
SCOTT A SHOUGH	\$124,007.50	148	FAIRMONT WV
SCOTT C BROWN LAW OFFICE	\$8,657.50	4	WHEELING WV
SEAN LOGUE PLLC	\$1,120.25	2	CARNEGIE PA
SECOND CREEK TECHNOLOGIES LLC	\$504.99	1	BARBOURSVILLE WV
SELARIO LAW PLLC	\$5,613.28	12	CLARKSBURG WV
SELDEN LAW OFFICES LC	\$129,521.60	54	BECKLEY WV
SHAFFER LAW OFFICES	\$89,666.97	70	WHEELING WV
SHAFFER & SHAFFER	\$59,557.99	101	MADISON WV
SHAFFER LAW	\$84,127.48	88	CHARLESTON WV
SHAFFER MADIA LAW PLLC	\$982.50	1	MORGANTOWN WV
SHAMELLE D KELLEY	\$723.80	1	CHARLESTON WV
SHANNON N PRICE	\$20,151.22	14	CLIFTON TX
SHARON CHILDERS	\$162,340.75	285	CLIFTON TX
SHAW & SHAW LC	\$132,604.79	215	HUNTINGTON WV
SHAWN D BAYLISS	\$23,360.95	36	HURRICANE WV
SHERYL L GASPARIK	\$404.25	2	CUMBERLAND MD
SHREVE LAW FIRM	\$27,889.02	34	CINCINNATI OH
SIDNEY H BELL	\$17,432.40	8	CLIFTON TX
SKLAVOUNAKIS LAW OFFICE	\$22,418.00	11	WHEELING WV
SLAVEY & SHUMAKER PLLC	\$99,145.19	139	MORGANTOWN WV
SMITH CLINTON W	\$28,786.82	57	CHARLESTON WV
SNYDER & HASSIG	\$2,311.74	2	NEW MARTINSVILLE WV
SOLACE BEHAVIORAL HEALTHCARE SERVICES LLC	\$500.00	1	FAIRMONT WV
SOLID ROCK INVESTIGATIONS LLC	\$4,364.68	2	RED HOUSE WV
SOUTHERN WV LAW CLINIC	\$305,520.23	113	GARDENDALE AL
SPAULDING PSYCHOLOGICAL SERVICES PLLC	\$1,250.00	1	HARRISVILLE WV
SPILMAN THOMAS & BATTLE PLLC	\$20,114.48	16	CHARLESTON WV
STACY E ISABELL	\$88.50	1	ELKINS WV
STACY LAW OFFICES	\$84,960.04	181	HUNTINGTON WV
STEED DEBRA L PLLC	\$34,885.35	45	PARKERSBURG WV
STEPHEN LESLIE MALLOW JR	\$39,452.50	61	ELKINS WV
STEPHEN MORRISON PRIVATE INVESTIGATIONS	\$4,422.00	3	HUNTINGTON WV
STEPTOE & JOHNSON PLLC	\$103,897.22	55	BRIDGEPORT WV
STERN & EISENBERG PC	\$192.00	1	WARRINGTON PA
STEVEN M THORNE	\$43,708.50	76	LOGAN WV
STEVEN MCKAY WRIGHT	\$3,601.40	3	HUNTINGTON WV
STONE ROBERT C JR PLLC	\$2,622.33	4	MARTINSBURG WV
STROEBEL & STROEBEL PLLC	\$20,028.98	17	CHARLESTON WV
STURM HEIDI M GEORGI	\$113,609.69	61	GARDENDALE AL
SUSIE HILL ATTORNEY AT LAW PLLC	\$177,689.35	41	CROSS LANES WV
SUTTON & JANELLE ATTORNEYS AT LAW PLLC	\$72,294.64	66	MARTINSBURG WV
SWEENEY LAVERNE	\$352.00	2	GRAFTON WV

<b>PUBLIC DEFENDER SERVICES APPOINTED COUNSEL FEES AND EXPENSES PAID FISCAL YEAR 2023</b>			
<b>FEES</b>		<b>(ALPHABETICAL ORDER)</b>	
<b>PAYEE</b>	<b>TOTAL \$</b>	<b># OF CLAIMS</b>	<b>OFFICE LOCATION</b>
TALBERT LAW PLLC	\$82,536.38	111	HUNTINGTON WV
TALIA M BAER	\$942.40	4	RACINE OH
TATE REBECCA L	\$1,088.00	3	FAIRMONT WV
TAYLOR HINKLE & TAYLOR INC	\$69,561.17	35	BECKLEY WV
TAYLOR PAUL G	\$133.80	1	MARTINSBURG WV
TECHNICAL ASSOCIATES INC	\$7,725.00	2	VENTURA CA
TENISHA DAWN CLINE	\$450,804.18	260	CLIFTON TX
THE ASPEN LAW OFFICE PLLC	\$101,310.50	67	DANIELS WV
THE BISCHOFF LAW FIRM PLLC	\$15,648.30	8	SHEPHERDSTOWN WV
THE BRIGHT LAW FIRM PLLC	\$40,807.44	31	KINGWOOD WV
THE EVIDENCE ROOM LLC	\$9,100.00	1	FAIRVIEW PARK OH
THE FORD LAW FIRM PLLC	\$68,080.61	98	LEWISBURG WV
THE GIATRAS LAW FIRM PLLC	\$5,779.34	21	CHARLESTON WV
THE KUHL LAW OFFICE PLLC	\$92,643.89	123	HURRICANE WV
THE LAW OFFICE OF MORRIS C DAVIS	\$2,031.45	5	BELINGTON WV
THE LAW OFFICE OF SARA B HALL PLLC	\$103,861.06	104	GARDENDALE AL
THE LAW OFFICE OF TAYLOR GRAHAM	\$54,248.38	40	HUNTINGTON WV
THE LAW OFFICES OF CLARISSA M BANKS PLLC	\$25,692.42	32	MORGANTOWN WV
THE MACKENZIE HOLDREN LAW FIRM PLLC	\$11,205.07	43	HUNTINGTON WV
THE RECTOR AND VISITORS OF THE UNIVERSITY OF VIRGINIA	\$22,590.00	2	CHARLOTTESVILLE VA
THE RIDDELL LAW GROUP PLLC	\$40,943.23	40	MARTINSBURG WV
THE WRIGHT LAW FIRM	\$775.79	5	MARTINSBURG WV
THEODORE L TSORAS	\$2,409.61	3	POWHATAN POINT OH
THOMAS HANNA EVANS PLLC	\$164,648.45	164	CLIFTON TX
THOMAS J PRALL	\$44,600.54	109	WESTON WV
THOMAS M JANUTOLO JR	\$177.50	1	HUNTINGTON WV
TIMBERA C WILCOX	\$95,842.31	235	CLIFTON TX
TIMOTHY H PRENTICE	\$152,576.14	228	HUNTINGTON WV
TIPTON LAW OFFICES	\$24,849.23	24	MORGANTOWN WV
TISSUE PHILIP J	\$390.01	2	OAK HILL WV
TODD MICHAEL NEUMYER	\$9,335.24	2	HARRISBURG PA
TODD R MEADOWS	\$26,792.00	35	HUNTINGTON WV
TONY M MORGAN ESTATE	\$2,366.50	7	GRANTSVILLE WV
TONY MORGAN	\$6,799.10	13	GRANTSVILLE WV
TORISEVA LAW	\$12,791.40	17	WHEELING WV
TRACY P HERRON-RICE	\$2,108.75	7	MOOREFIELD WV
TRAVIS SAYRE	\$134,059.46	102	PARKERSBURG WV
TREADWAY JOHN H JR	\$76,562.73	94	MOOREFIELD WV
TROZZO LOWERY WESTON & ROCK	\$12,279.09	26	CUMBERLAND MD
TRUMP & TRUMP LC	\$63,076.38	31	BERKELEY SPRINGS WV
TURNER & JOHNS PLLC	\$2,775.38	9	CHARLESTON WV
TYLER K COTTRILL	\$10,960.12	8	GARDENDALE AL
TYREE EMBREE & ASSOCIATES PLLC	\$9,400.64	26	HURRICANE WV

<b>PUBLIC DEFENDER SERVICES APPOINTED COUNSEL FEES AND EXPENSES PAID FISCAL YEAR 2023</b>			
<b>FEES</b>		<b>(ALPHABETICAL ORDER)</b>	
<b>PAYEE</b>	<b>TOTAL \$</b>	<b># OF CLAIMS</b>	<b>OFFICE LOCATION</b>
UMINA LEGAL PLLC	\$65,394.58	65	CLIFTON TX
UNIVERSITY HEALTH ASSOCIATES	\$5,512.50	1	MORGANTOWN WV
VALLEY HEALTH SYSTEMS INC	\$1,575.00	1	HUNTINGTON WV
VAN ZANT SUSAN J LC	\$69,973.17	90	WILLIAMSON WV
VARNER & VAN VOLKENBURG PLLC	\$2,088.00	1	CLARKSBURG WV
VAUGHAN INVESTIGATIONS	\$14,235.10	17	BRADLEY WV
VERONICA L BIRD	\$1,995.15	12	ATHENS WV
VICTOR & VICTOR LLP	\$185,293.89	219	GARDENDALE AL
VITAL RICHARD L	\$2,720.00	6	BARBOURSVILLE WV
W A DAWSON JR ATTORNEY AT LAW PLLC	\$11,561.20	25	HUNTINGTON WV
WALLACE MICHAEL K	\$37,229.95	67	SOUTH CHARLESTON WV
WALTERS & HEISHMAN PLLC	\$448.00	2	MOOREFIELD WV
WALTERS LAW FIRM PLLC	\$8,790.29	11	CHARLESTON WV
WARD LAW OFFICES PLLC	\$408.00	1	BECKLEY WV
WATSON LAW PLLC	\$32,293.00	29	CLARKSBURG WV
WEATHERHOLT LEGAL SERVICES PLLC	\$108,240.69	144	MOOREFIELD WV
WELLS H DILLON	\$69,288.41	57	GARDENDALE AL
WHEATON LAW PLLC	\$95,462.92	73	MARTINSBURG WV
WHITE LAW OFFICE	\$16,389.37	3	MOUNDSVILLE WV
WHITTEN LAW OFFICE LC	\$166,409.52	230	CLIFTON TX
WIEDEL DIANA CARTER	\$120,395.03	57	GARDENDALE AL
WILDMAN ERIC KEITH	\$49,173.06	83	GARDENDALE AL
WILLIAM C BREWER & ASSOCIATES PLLC	\$40,812.53	34	MORGANTOWN WV
WILLIAM C DUTY ATTORNEY OF LAW	\$8,342.14	22	HUNTINGTON WV
WILLIAM L PENNINGTON	\$31,172.05	36	MORGANTOWN WV
WILLIAM O HUFFMAN	\$41,134.76	32	PRINCETON WV
WILLIAM PRENTICE YOUNG PLLC	\$28,651.14	6	GARDENDALE AL
WILLIAM T NESTOR PLLC	\$124,227.11	187	ELKINS WV
WILLIAM T RICE	\$181,142.45	96	GARDENDALE AL
WILLIAMS JOHN E JR	\$86,522.38	105	PRINCETON WV
WILSON LAW OFFICE	\$143,656.62	220	HUNTINGTON WV
WILSON LAW OFFICES	\$314.00	1	MOUNDSVILLE WV
WINIFRED L BUCY	\$18,219.63	2	BECKLEY WV
WOLFE WHITE & ASSOCIATES	\$4,236.00	13	LOGAN WV
YANNI LAW FIRM	\$40,696.31	182	CHARLES TOWN WV
YOST LAW PLLC	\$107,629.94	142	WESTOVER WV
ZAVOLTA LAW OFFICE	\$2,785.41	2	WHEELING WV
ZIEGLER & ZIEGLER LC	\$578.00	5	HINTON WV
<b>APPOINTED COUNSEL VOUCHERS</b>	<b>\$32,265,755.21</b>	<b>38,808</b>	

<b>PUBLIC DEFENDER SERVICES APPOINTED COUNSEL FEES AND EXPENSES PAID FISCAL YEAR 2023</b>			
<b>DIRECT EXPENSE VOUCHERS</b>		<b>(ALPHABETICAL ORDER)</b>	
<b>DIRECT EXPENSE VOUCHERS</b>	<b>TOTAL \$</b>	<b># OF CLAIMS</b>	<b>OFFICE LOCATION</b>
ABLE AND ASSOCIATES INVESTIGATIONS AND FORENSICS CONSULTING LLC	\$191.05	1	PRINCETON WV
AMANDA J PICKENS	\$953.90	4	SOUTH CHARLESTON WV
ASSURED POLYGRAPH SERVICES INC	\$1,000.00	1	PITTSBURGH PA
BARTON INVESTIGATIONS	\$14,541.63	15	PARKERSBURG WV
BEHAVIORAL SCIENCE ASSOCIATES INC	\$1,999.00	2	WHEELING WV
BETLERS REPORTING & LEGAL VIDEO SERVICES LLC	\$590.30	3	HUNTINGTON WV
BILL J BUZZO	\$2,208.69	3	HUNTINGTON WV
BREWSTER INVESTIGATIONS	\$12,859.64	12	CLIFTON TX
BRIGHTER PATHWAYS INC	\$550.00	1	FAIRMONT WV
CABELLS PRIVATE INVESTIGATION	\$1,137.00	1	HUNTINGTON WV
CALLAHAN COUNSELING SERVICES	\$500.00	1	MARTINSBURG WV
CHARLOTTE J WORD	\$1,200.00	1	RICHMOND VA
CHRISTOPHER A SALYERS	\$2,053.00	7	CHARLESTON WV
CLAYMAN & ASSOCIATES PLLC	\$8,676.50	3	CHARLESTON WV
CLIFTON R HUDSON PHD	\$500.00	1	CHARLESTON WV
CONNIE D DEMUTH	\$4,777.90	10	HURRICANE WV
COOK INVESTIGATION SERVICE INC	\$3,093.43	1	HUNTINGTON WV
COOK SERVICES & INVESTIGATIONS	\$41,896.67	5	LOST RIVER WV
CORNELL INVESTIGATIONS LLC	\$55,444.56	145	HARRISVILLE WV
CYRIL H WECHT & PATHOLOGY ASSOCIATES INC	\$10,000.00	1	PITTSBURGH PA
DEBRA L HOOVER	\$380.25	2	MONTROSE WV
DEBRA M WINDOM	\$515.90	4	HARRISVILLE WV
DEVIL DOG INVESTIGATIONS	\$3,013.96	4	WEIRTON WV
DIGITAL FORENSIC INVESTIGATIONS LLC	\$4,331.37	4	MORGANTOWN WV
DONNA H. MILLER	\$180.00	1	KENNA WV
ELITE INVESTIGATIONS INC	\$19,552.25	13	HUNTINGTON WV
FREMOUW SIGLEY & BAKER PSYCHOLOGICAL ASSOCIATES PLLC	\$25,575.00	13	MORGANTOWN WV
GRIFFIN & ASSOCIATES	\$55,382.83	11	HUNTINGTON WV
HEARTLAND FORENSIC PATHOLOGY LLC	\$1,350.00	1	KANSAS CITY MO
HEATHER TEEL LLC	\$381.90	1	KENNA WV
HENDERSHOT PROCESS SERVING & INVESTIGATIONS	\$1,498.37	3	PARKERSBURG WV
JEAN B SPEIGHTS	\$1,546.05	2	LEWISBURG WV
JOSEPH W BURKE MEDICAL LEAGAL SERVICES	\$3,487.50	1	WYOMISSING PA
KAREN D KING-GREYARD	\$338.80	1	MILTON WV
KATHY J DAVIS	\$1,114.40	6	FT GAY WV
LANTERN MENTAL HEALTH INC	\$2,900.00	2	PINEVILLE WV
LAUREL RIDGE PSYCHOLOGICAL ASSOCIATES LLC	\$3,000.00	1	PRINCETON WV
LESLIE M QUEEN PRUITT	\$431.65	2	MT CLARE WV
MARCIA L CHANDLER	\$77.95	2	GREENCASTLE PA
MARILYN M HIGHLAND	\$608.30	1	SCOTT DEPOT WV
MCMILLEN SHARON G MA PSYCHOLOGIST INC	\$250.00	1	KINGWOOD WV

<b>PUBLIC DEFENDER SERVICES APPOINTED COUNSEL FEES AND EXPENSES PAID FISCAL YEAR 2023</b>			
<b>DIRECT EXPENSE VOUCHERS</b>		<b>(ALPHABETICAL ORDER)</b>	
<b>DIRECT EXPENSE VOUCHERS</b>	<b>TOTAL \$</b>	<b># OF CLAIMS</b>	<b>OFFICE LOCATION</b>
MICHELE G HANKINS	\$4,038.65	2	HUNTINGTON WV
MICHELLE L JAWORSKI	\$1,406.30	5	DILLONVALE OH
NATALIE L WANDLING	\$238.70	1	SCOTT DEPOT WV
NICKEL REPORTING SERVICE	\$1,459.90	1	PITTSBURGH PA
PANHANDLE PRINTING & DESIGN LLC	\$1,096.50	3	MARTINSBURG WV
PAUL F KRADEL	\$2,800.00	1	SHEPHERDSTOWN WV
PME CONSULTING LLC	\$6,888.18	2	REIDSVILLE NC
PSYCHOLOGICAL CONSULTING INC	\$4,625.00	4	MARTINSBURG WV
RJ LEE GROUP INC	\$7,382.63	1	MONROEVILLE PA
ROY LUBIT	\$37,781.00	1	NEW YORK NY
S2C GROUP LLC	\$3,765.00	4	SUMMIT POINT WV
SAAR PSYCHOLOGICAL GROUP PLLC	\$2,075.00	1	SOUTH CHARLESTON WV
SANDRA L KELLEY	\$469.85	3	BUNKER HILL WV
SECOND CREEK TECHNOLOGIES LLC	\$504.99	1	BARBOURSVILLE WV
SHAMELLE D KELLEY	\$723.80	1	CHARLESTON WV
SHERYL L GASPARIK	\$404.25	2	CUMBERLAND MD
SOLACE BEHAVIORAL HEALTHCARE SERVICES LLC	\$500.00	1	FAIRMONT WV
SOLID ROCK INVESTIGATIONS LLC	\$4,364.68	2	RED HOUSE WV
SPAULDING PSYCHOLOGICAL SERVICES PLLC	\$1,250.00	1	HARRISVILLE WV
STACY E ISABELL	\$88.50	1	ELKINS WV
STEPHEN MORRISON PRIVATE INVESTIGATIONS	\$4,422.00	3	HUNTINGTON WV
TALIA M BAER	\$942.40	4	RACINE OH
TECHNICAL ASSOCIATES INC	\$7,725.00	2	VENTURA CA
THE EVIDENCE ROOM LLC	\$9,100.00	1	FAIRVIEW PARK OH
TODD MICHAEL NEUMYER	\$9,335.24	2	HARRISBURG PA
TRACY P HERRON-RICE	\$2,108.75	7	MOOREFIELD WV
UNIVERSITY HEALTH ASSOCIATES	\$5,512.50	1	MORGANTOWN WV
VALLEY HEALTH SYSTEMS INC	\$1,575.00	1	HUNTINGTON WV
VAUGHAN INVESTIGATIONS	\$14,235.10	17	BRADLEY WV
VERONICA L BIRD	\$1,995.15	12	ATHENS WV
<b>DIRECT EXPENSE VOUCHERS</b>	<b>\$428,903.82</b>	<b>382</b>	

<b>PUBLIC DEFENDER SERVICES APPOINTED COUNSEL FEES AND EXPENSES PAID FISCAL YEAR 2023</b>			
<b>ROJAS</b>		<b>(ALPHABETICAL ORDER)</b>	
<b>ROJAS VOUCHERS</b>	<b>TOTAL \$</b>	<b># OF CLAIMS</b>	<b>OFFICE LOCATION</b>
FREMOUW SIGLEY & BAKER PSYCHOLOGICAL ASSOCIATES PLLC	\$6,200.00	3	MORGANTOWN WV
PSYCHOLOGICAL CONSULTING INC	\$2,850.00	2	MARTINSBURG WV
SAAR PSYCHOLOGICAL GROUP PLLC	\$400.00	1	SOUTH CHARLESTON WV
THE RECTOR AND VISITORS OF THE UNIVERSITY OF VIRGINIA	\$22,590.00	2	CHARLOTTESVILLE VA
<b>ROJAS VOUCHERS</b>	<b>\$32,040.00</b>	<b>8</b>	

Page intentionally left blank

# **Fees and Expenses Paid By Payee Fiscal Year 2024**

<b>PUBLIC DEFENDER SERVICES APPOINTED COUNSEL FEES AND EXPENSES PAID FISCAL YEAR 2024</b>			
<b>FEES</b>		<b>(DESCENDING ORDER BY TOTAL \$)</b>	
<b>PAYEE</b>	<b>TOTAL \$</b>	<b># OF CLAIMS</b>	<b>OFFICE LOCATION</b>
CHILDLAW SERVICES INC	\$643,312.88	283	PRINCETON WV
TENISHA DAWN CLINE	\$484,563.70	229	CLIFTON TX
LYONS PHILLIPS LEGAL GROUP PLLC	\$367,542.96	582	MORGANTOWN WV
LAW OFFICE OF IRA RICHARDSON PLLC	\$352,383.74	353	CLIFTON TX
VICTOR & VICTOR LLP	\$253,722.56	274	GARDENDALE AL
SOUTHERN WV LAW CLINIC	\$248,179.03	81	GARDENDALE AL
LUPARDUS LAW OFFICE	\$242,970.58	313	CLIFTON TX
RUTH LAW OFFICES PLLC	\$240,463.79	308	HUNTINGTON WV
CLINE & SINGH PLLC	\$234,905.22	126	WEIRTON WV
JOHN M JURCO	\$230,419.37	100	ST CLAIRSVILLE OH
ROSINSKY LAW OFFICE	\$225,714.88	282	HUNTINGTON WV
POLVERINI AND WIATER PLLC	\$221,063.57	195	HUNTINGTON WV
JAMELLA L LOCKWOOD	\$220,333.11	258	BUCKHANNON WV
DEAN E WILLIAMS	\$211,774.46	124	GARDENDALE AL
MICHAEL R WHITT	\$211,334.00	102	HUNTINGTON WV
CROWE LAW LLC	\$210,085.20	142	MORGANTOWN WV
CAMPBELL & SMITH PLLC	\$210,056.00	304	CLIFTON TX
BULLMAN & BULLMAN	\$208,829.13	235	CHARLESTON WV
LAW OFFICE OF DAVID A MASCIO	\$204,521.65	38	CLIFTON TX
NEISWONGER & WHITE	\$202,284.62	342	GARDENDALE AL
EDMOND & BAUM PLLC	\$197,975.56	233	HUNTINGTON WV
MARK A BRAMBLE	\$195,066.56	208	CHARLESTON WV
MOUNTAINEER LEGAL SERVICES PLLC	\$190,731.75	521	GARDENDALE AL
HUNTER ESCUE LAW PRACTICE CO	\$190,088.47	462	HURRICANE WV
FUNKHOUSER & SMITH PLLC	\$189,161.50	252	HUNTINGTON WV
LAW OFFICE OF REBECCA S JOHNSON	\$186,696.07	101	CLIFTON TX
MAGANN LAW OFFICE PLLC	\$183,862.83	107	BLUEFIELD WV
PAMELA JEAN GAMES NEELY ATTORNEY AT LAW	\$183,775.73	97	KEARNEYSVILLE WV
SUSIE HILL ATTORNEY AT LAW PLLC	\$182,313.81	43	CROSS LANES WV
DINARDI PETER D	\$181,860.06	160	GARDENDALE AL
JOEL BAKER LAW PLLC	\$179,586.45	188	SPENCER WV
SHARON CHILDERS	\$179,179.15	300	CLIFTON TX
LAW OFFICE OF KAREN S HATFIELD PLLC	\$177,367.85	387	CLIFTON TX
WHITTEN LAW OFFICE LC	\$177,016.51	232	CLIFTON TX
HERBERT L HIVELY	\$176,002.23	497	GARDENDALE AL
LOSH MOUNTAIN LEGAL SERVICES	\$175,240.07	105	CLARKSBURG WV
GREGG PHILLIP DAVIS	\$174,920.64	188	ARTHURDALE WV
DEAN MORGAN	\$173,361.14	185	CLIFTON TX
BLANKENSHIP LAW	\$172,558.02	57	BARBOURSVILLE WV
THOMAS HANNA EVANS PLLC	\$172,023.10	190	CLIFTON TX

<b>PUBLIC DEFENDER SERVICES APPOINTED COUNSEL FEES AND EXPENSES PAID FISCAL YEAR 2024</b>			
<b>FEES</b>		<b>(DESCENDING ORDER BY TOTAL \$)</b>	
<b>PAYEE</b>	<b>TOTAL \$</b>	<b># OF CLAIMS</b>	<b>OFFICE LOCATION</b>
LAW OFFICE OF KEVIN C SPONAUGLE PLLC	\$168,731.33	174	FRANKLIN WV
JANUTOLO LAW PLLC	\$168,646.49	322	HUNTINGTON WV
GREGORY R TINGLER	\$166,749.52	164	HUNTINGTON WV
SHAW & SHAW LC	\$164,017.98	233	HUNTINGTON WV
NESSER LAW FIRM	\$162,562.05	152	HUNTINGTON WV
KIRKPATRICK LAW OFFICE PLLC	\$162,519.54	244	HUNTINGTON WV
J A M LAW PLLC	\$161,282.20	188	HUNTINGTON WV
RJH LAW	\$156,869.12	216	INWOOD WV
ERIC K POWELL	\$155,444.25	86	CLIFTON TX
DOTSENKO LAW OFFICES PLLC	\$154,606.39	99	GARDENDALE AL
GARVIN LAW PLLC	\$154,513.50	118	NUTTER FORT WV
RICHARDSON DAVID B LAW OFFICE	\$154,116.58	173	WINFIELD WV
HENDRICKSON & LONG PLLC	\$153,440.00	63	CHARLESTON WV
ANDERSON LAW OFFICE PLLC	\$150,959.11	212	HUNTINGTON WV
MCCLURE LAW PLLC	\$150,190.99	107	CLARKSBURG WV
ANDREW B CHATTIN	\$149,665.19	280	CHARLESTON WV
KENNY R STARCHER	\$149,234.00	102	CLIFTON TX
LESLIE LEGAL PLLC	\$145,180.69	119	CLIFTON TX
COURTRIGHT LAW OFFICES PLLC	\$141,262.69	104	HURRICANE WV
HUMBERSON DON A	\$140,651.37	44	GARDENDALE AL
BALLARD LAW LLC	\$139,145.51	127	PEARISBURG VA
THE BISCHOFF LAW FIRM PLLC	\$138,934.17	50	SHEPHERDSTOWN WV
CALLAGHAN & CALLAGHAN PLLC	\$138,782.09	68	SUMMERSVILLE WV
NIC DALTON LAW PLLC	\$137,466.24	43	PT PLEASANT WV
KLATT LAW OFFICES PLLC	\$137,456.59	117	CLIFTON TX
FARNSWORTH LAW OFFICE	\$136,171.92	321	CLIFTON TX
PULLIN FOWLER FLANAGAN BROWN & POE PLLC	\$135,112.83	120	CHARLESTON WV
R KEITH FLINCHUM	\$134,134.89	167	PRINCETON WV
ELIZABETH B WARNICK ATTORNEY	\$133,738.32	56	BRUCETON MILLS WV
LAW OFFICE OF DAVID B KELLEY	\$132,415.57	86	PRINCETON WV
THE LAW OFFICE OF SARA B HALL PLLC	\$131,126.52	122	GARDENDALE AL
ADAMS LEGAL GROUP PLLC	\$127,555.39	98	SAN ANTONIO TX
WELLS H DILLON	\$126,662.21	100	GARDENDALE AL
BENNETT LAW LC	\$126,381.35	84	HUNTINGTON WV
ROBERT E WILKINSON ATTORNEY AT LAW	\$126,014.95	41	HUNTINGTON WV
SLAVEY & SHUMAKER PLLC	\$125,962.99	87	MORGANTOWN WV
BETTY GREGORY LAW	\$124,873.40	179	GLENVILLE WV
DAYTON MEADOWS	\$124,175.93	120	HUNTINGTON WV
TIMOTHY H PRENTICE	\$122,751.67	192	HUNTINGTON WV
WILSON LAW OFFICE	\$122,495.28	222	HUNTINGTON WV

<b>PUBLIC DEFENDER SERVICES APPOINTED COUNSEL FEES AND EXPENSES PAID FISCAL YEAR 2024</b>			
<b>FEES</b>		<b>(DESCENDING ORDER BY TOTAL \$)</b>	
<b>PAYEE</b>	<b>TOTAL \$</b>	<b># OF CLAIMS</b>	<b>OFFICE LOCATION</b>
HANDLEY & HUNT PLLC	\$121,283.67	89	POINT PLEASANT WV
ARNOLD & BAILEY PLLC	\$120,321.90	131	CHARLES TOWN WV
THE KUHL LAW OFFICE PLLC	\$118,727.49	153	HURRICANE WV
NANNERS LAW OFFICE PLLC	\$118,378.56	152	BUCKHANNON WV
J LAW	\$117,633.92	72	VIENNA WV
MOSES JOSEPH J	\$117,317.32	55	WHEELING WV
ANDREW NEIL FRYE III	\$115,441.20	75	CLIFTON TX
LATACHIA MILLER ESQUIRE PLLC	\$114,771.18	106	BECKLEY WV
GLAZER SAAD ANDERSON LC	\$114,702.03	121	CLIFTON TX
WEATHERHOLT LEGAL SERVICES PLLC	\$114,051.45	144	MOOREFIELD WV
HUGHART LAW OFFICE	\$113,577.52	60	SISSONVILLE WV
IAN T MASTERS	\$113,233.47	183	GERRARDSTOWN WV
THE ASPEN LAW OFFICE PLLC	\$112,353.43	64	DANIELS WV
SARA CHAPMAN LAW PLLC	\$111,487.60	121	HUNTINGTON WV
WIEDEL DIANA CARTER	\$111,428.40	44	GARDENDALE AL
JUSTON H MOORE PLLC	\$111,074.62	198	WAYNE WV
RUMORA & RUMORA LC	\$110,211.34	80	HUNTINGTON WV
THE LAW OFFICES OF CLARISSA M BANKS PLLC	\$108,874.63	89	MORGANTOWN WV
SEAN LOGUE PLLC	\$108,732.59	152	CARNEGIE PA
HAWKINS JAMES E JR	\$108,550.85	179	BUCKHANNON WV
HYLTON LAW OFFICE PLLC	\$107,951.07	39	FAYETTEVILLE WV
MATTHEW C BROCK	\$107,267.25	111	MORGANTOWN WV
LELA WALKER ATTORNEY AT LAW PLLC	\$107,093.15	243	OCEANA WV
CHARLES R HAMILTON	\$106,947.11	155	CHARLESTON WV
JOHN C ROGERS ATTORNEY AT LAW PLLC	\$106,531.77	163	HUNTINGTON WV
COOK LAW OFFICES PLLC	\$104,920.55	184	HUNTINGTON WV
TIMBERA C WILCOX	\$104,004.80	248	CLIFTON TX
PRITT & SPANO PLLC	\$103,937.04	150	GARDENDALE AL
WILLIAM T RICE	\$103,253.78	47	GARDENDALE AL
KATZ KANTOR STONESTREET & BUCKNER PLLC	\$103,095.80	70	PRINCETON WV
MCCOID LAW OFFICES PLLC	\$102,941.85	92	WHEELING WV
CHRISTIAN MATTHEW HICKMAN	\$102,435.25	106	FAIRMONT WV
NOLAN LAW FIRM	\$100,944.00	202	HUNTINGTON WV
BARNEY LAW PLLC	\$100,561.19	198	HURRICANE WV
RAY LAW PLLC	\$100,266.00	76	HUNTINGTON WV
KENNETH E CHITTUM AND ASSOCIATES PLLC	\$100,181.68	83	HUNTINGTON WV
JOHN F PARKULO	\$99,706.00	54	HUNTINGTON WV
SCOTT A SHOUGH	\$99,376.25	154	FAIRMONT WV
KUHN LAW OFFICE PLLC	\$99,374.38	612	HUNTINGTON WV
KRATOVIL LAW OFFICES PLLC	\$99,120.90	171	GARDENDALE AL

<b>PUBLIC DEFENDER SERVICES APPOINTED COUNSEL FEES AND EXPENSES PAID FISCAL YEAR 2024</b>			
<b>FEES</b>		<b>(DESCENDING ORDER BY TOTAL \$)</b>	
<b>PAYEE</b>	<b>TOTAL \$</b>	<b># OF CLAIMS</b>	<b>OFFICE LOCATION</b>
KEITH WHITE ATTORNEY AT LAW	\$99,010.08	117	ST MARYS WV
KOSTENKO & OSGOOD LC	\$98,456.40	135	HUNTINGTON WV
FREEMAN LAW OFFICES	\$98,345.94	207	CLIFTON TX
REBECCA E MICK	\$97,475.61	38	HUNTINGTON WV
JONATHAN FITTRO	\$96,393.01	76	HUNTINGTON WV
OSBORNE & ASSOCIATES PLLC	\$96,040.83	72	HUNTINGTON WV
DEMOSS DAVID B	\$95,612.75	146	GARDENDALE AL
STEPHEN LESLIE MALLOW JR	\$94,729.44	117	ELKINS WV
STACY LAW OFFICES	\$94,000.67	174	HUNTINGTON WV
WILLIAMS JOHN E JR	\$93,966.18	126	PRINCETON WV
ALEXANDER LAW OFFICES PLLC	\$93,269.86	20	CLIFTON TX
LAW OFFICE OF MICHAEL SAFCSAK PLLC	\$92,927.33	181	CLIFTON TX
LAWRENCE E SHERMAN JR LC	\$92,785.56	110	ROMNEY WV
ELITE LEGAL LLC	\$91,667.06	146	HUNTINGTON WV
MELISSA T ROMAN PLLC	\$91,066.73	77	MOUNT CLARE WV
JIMMY SCOTT MCPHERSON JR	\$90,571.49	37	HUNTINGTON WV
LAW OFFICE OF FOLICKMAN & TURKETT PLLC	\$90,118.81	346	GARDENDALE AL
THE BRIGHT LAW FIRM PLLC	\$89,876.25	82	KINGWOOD WV
GUNNOE LAW OFFICE	\$89,507.80	96	LEWISBURG WV
PLANTS LAW FIRM PLLC	\$89,135.75	122	S CHARLESTON WV
KATRINA M CHRIST ATTORNEY AT LAW	\$88,829.10	168	CLIFTON TX
LAW OFFICE OF LISA A GREEN	\$88,766.47	41	SHEPHERDSTOWN WV
SHAFFER & SHAFFER	\$87,896.68	78	MADISON WV
VAN ZANT SUSAN J LC	\$87,353.54	127	WILLIAMSON WV
CAREY & STEWART PLLC	\$87,306.00	78	WEIRTON WV
BRENT EASTON ATTORNEY AT LAW PLLC	\$86,348.56	138	DAVIS WV
HARDY LAW FIRM	\$85,965.88	43	HILLSBORO WV
GENTILOZZI & ASSOCIATES	\$85,442.63	296	CLARKSBURG WV
TRAVIS SAYRE	\$85,234.04	48	PARKERSBURG WV
JOSHUA W ORNDORFF PLLC	\$85,057.05	174	MOOREFIELD WV
BELLOMY & TURNER LC	\$84,821.61	351	HUNTINGTON WV
KURELAC LAW OFFICE	\$83,626.93	62	MOUNDSVILLE WV
THE MACKENZIE HOLDREN LAW FIRM PLLC	\$83,387.81	202	HUNTINGTON WV
MORIAH MYERS	\$82,333.39	46	HUNTINGTON WV
UMINA LEGAL PLLC	\$82,054.55	60	CLIFTON TX
ANDREA P POWELL	\$81,563.91	37	HUNTINGTON WV
STURM HEIDI M GEORGI	\$81,471.85	37	GARDENDALE AL
SHAFFER LAW	\$80,591.62	77	CHARLESTON WV
GREGORY G MICHAEL	\$80,509.49	194	FAIRMONT WV
TALBERT LAW PLLC	\$80,392.98	99	HUNTINGTON WV

PUBLIC DEFENDER SERVICES APPOINTED COUNSEL FEES AND EXPENSES PAID FISCAL YEAR 2024			
FEES		(DESCENDING ORDER BY TOTAL \$)	
PAYEE	TOTAL \$	# OF CLAIMS	OFFICE LOCATION
DIANE D MICHAEL	\$80,049.09	28	GARDENDALE AL
BEAVERS LAW FIRM PLLC	\$79,409.53	42	HUNTINGTON WV
THE FORD LAW FIRM PLLC	\$77,457.66	111	LEWISBURG WV
LAW OFFICES OF JASON STEDMAN	\$77,167.72	115	MARTINSBURG WV
NELSON LEGAL SERVICES LC	\$76,963.63	81	PETERSBURG WV
JASON S LORD	\$76,619.16	73	CHARLESTON WV
CONRAD LAW OFFICE	\$75,974.55	33	MORGANTOWN WV
LIGHTNER LAW OFFICES PLLC	\$75,382.20	72	SCOTT DEPOT WV
SELDEN LAW OFFICES LC	\$75,122.68	39	BECKLEY WV
SANDERS & AUSTIN	\$75,077.64	106	HUNTINGTON WV
LAW OFFICES OF PAUL G TAYLOR PLLC	\$74,790.22	85	MARTINSBURG WV
ADAMS LAW FIRM PLLC	\$74,659.88	44	GARDENDALE AL
GRUNAU LAW OFFICES PLLC	\$73,036.59	44	HUNTINGTON WV
YOST LAW PLLC	\$72,420.75	98	WESTOVER WV
HUNTER LAW OFFICE	\$72,259.72	58	SCOTT DEPOT WV
FRANCIS ERIC M	\$70,647.71	58	HUNTINGTON WV
F JOHN OSHOWAY	\$69,758.92	51	PARKERSBURG WV
JACK WOOD	\$69,294.05	59	WEIRTON WV
CRESTFIELD LAW LLC	\$68,578.07	158	FREDERICK MD
SHAFFER LAW OFFICES	\$66,974.01	48	WHEELING WV
ALLISON K HUSON	\$66,746.57	62	HUNTINGTON WV
JOSHUA D BROWN	\$66,541.42	60	CLIFTON TX
J ROBEY LAW PLLC	\$65,817.51	96	BRIDGEPORT WV
TRUMP & TRUMP LC	\$65,677.05	34	BERKELEY SPRINGS WV
LAW OFFICE OF DEBBIE FLOWERS PAYNE	\$65,529.21	32	CHARLES TOWN WV
ANDREW TYLER RESETER	\$65,338.61	82	MORGANTOWN WV
DASCOLI LAW OFFICE	\$64,514.95	185	GARDENDALE AL
BRILL JONATHAN G PLLC	\$64,496.96	68	ROMNEY WV
JOHN A SCOTT	\$64,434.88	58	GARDENDALE AL
ADKINS LAW OFFICE PLLC	\$64,347.76	37	CLIFTON TX
L VICTOR NAVY	\$63,790.08	111	GARDENDALE AL
CARRIE F DEHAVEN	\$63,746.48	45	LEWISBURG WV
CISCO-STURGELL KATHRYN	\$63,616.00	85	HUNTINGTON WV
LONG LAW OFFICES PLLC	\$63,325.40	87	SCOTT DEPOT WV
WILLIAM PRENTICE YOUNG PLLC	\$62,856.22	7	GARDENDALE AL
TREADWAY JOHN H JR	\$62,706.37	70	MOOREFIELD WV
DEAN LAW OFFICES PLLC	\$62,585.25	116	GARDENDALE AL
DIEHL LAW PLLC	\$62,533.39	22	MARTINSBURG WV
CONWAY LAW OFFICE	\$62,410.00	174	HUNTINGTON WV
ROBERT DUNLAP ESQ PLLC	\$61,583.19	44	BECKLEY WV

<b>PUBLIC DEFENDER SERVICES APPOINTED COUNSEL FEES AND EXPENSES PAID FISCAL YEAR 2024</b>			
<b>FEES</b>		<b>(DESCENDING ORDER BY TOTAL \$)</b>	
<b>PAYEE</b>	<b>TOTAL \$</b>	<b># OF CLAIMS</b>	<b>OFFICE LOCATION</b>
MCCASE LAW FIRM PLLC	\$59,568.00	48	PARKERSBURG WV
LAW OFFICE OF CHRISTOPHER M WILSON PLLC	\$59,283.88	40	FAIRMONT WV
WILDMAN ERIC KEITH	\$58,722.72	95	GARDENDALE AL
BARBARA L BAXTER	\$57,421.93	28	CHARLESTON WV
BRIAN W BAILEY ATTORNEY AT LAW PLLC	\$57,298.91	83	HUNTINGTON WV
BURTON LAW OFFICE	\$56,703.00	27	GARDENDALE AL
LAW OFFICE OF HUNTER SIMMONS	\$56,651.36	240	BUCKHANNON WV
D RANDALL CLARKE	\$56,489.50	70	CHARLESTON WV
HARCLERODE LAW PLLC	\$56,330.63	137	SHINNSTON WV
THE LAW OFFICE OF MORRIS C DAVIS	\$56,226.49	66	BELINGTON WV
JEFFREY B REED ATTORNEY PLLC	\$56,114.95	26	PARKERSBURG WV
LAW OFFICES OF DREAMA D SINKKANEN	\$55,601.95	55	HUNTINGTON WV
CYNTHIA J JARRELL	\$55,058.83	21	DANVILLE WV
TAYLOR HINKLE & TAYLOR INC	\$54,535.85	26	BECKLEY WV
MICHAEL ALLEN HICKS	\$54,365.72	92	GRANTSVILLE WV
MARLA ZELENE HARMAN	\$54,080.41	22	HUNTINGTON WV
HOWARD J BLYLER ATTORNEY AT LAW	\$53,666.91	76	COWEN WV
FRED F HOLROYD	\$53,558.54	84	GARDENDALE AL
BERNARD R MAUSER	\$52,957.34	31	SUTTON WV
THE LAW OFFICE OF TAYLOR GRAHAM	\$52,886.21	61	HUNTINGTON WV
KRISTOPHER FAERBER	\$52,754.97	37	HUNTINGTON WV
EDMUND J ROLLO	\$52,540.88	65	MORGANTOWN WV
MAX H WHITE PLLC	\$52,103.72	113	KEYSER WV
WILLIAM C BREWER & ASSOCIATES PLLC	\$50,937.16	28	MORGANTOWN WV
FRANCES C WHITEMAN	\$50,538.17	54	MORGANTOWN WV
LAW OFFICE OF ROBBY N LONG LC	\$50,504.89	56	WINFIELD WV
GWALTNEY LAW OFFICE	\$50,058.15	64	DELLSLOW WV
STEPTOE & JOHNSON PLLC	\$49,981.04	26	BRIDGEPORT WV
SCHEETZ CHRISTOPHER A	\$49,348.38	34	GARDENDALE AL
EARL HAGER ESQUIRE	\$49,179.50	188	PRINCETON WV
ARMSTRONG LAW PLLC	\$49,078.66	65	GASSAWAY WV
THOMAS J PRALL	\$49,071.20	102	WESTON WV
ROZAS LAW OFFICE LLC	\$48,759.38	70	CUMBERLAND MD
DUNKLE LAW PLLC	\$48,668.74	92	BARBOURSVILLE WV
LANCE E ROLLO	\$48,409.93	88	MORGANTOWN WV
SAUNDERS MESKE PLLC	\$47,980.30	21	SHEPHERDSTOWN WV
ROBERT C CATLETT LAW OFFICE	\$47,567.93	38	WELLSBURG WV
GREINER & CYRUS LC	\$47,314.79	59	HUNTINGTON WV
MARK D PANEPINTO	\$47,090.65	5	WHEELING WV
CLAY LAW FIRM PLLC	\$46,623.75	36	FAYETTEVILLE WV

PUBLIC DEFENDER SERVICES APPOINTED COUNSEL FEES AND EXPENSES PAID FISCAL YEAR 2024			
FEES		(DESCENDING ORDER BY TOTAL \$)	
PAYEE	TOTAL \$	# OF CLAIMS	OFFICE LOCATION
HONAKER LAW OFFICE PLLC	\$46,568.47	73	RIPLEY WV
WATSON LAW PLLC	\$46,476.14	48	CLARKSBURG WV
LAW OFFICES OF BARBARA LYNN UTT	\$46,016.20	31	CLIFTON TX
CLINE COLIN M ATTY AT LAW	\$45,786.12	23	PRINCETON WV
KUHN & HAINES LC	\$45,665.51	59	KEYSER WV
DATRI LAW OFFICE LLC	\$45,525.80	68	CUMBERLAND MD
LAW FIRM OF A JOSEPH MUNOZ	\$45,493.00	24	PARKERSBURG WV
JL COCHRAN LAW	\$45,295.02	27	BELLEVILLE WV
KEATON FRAZER MILLESON & DANTE PLLC	\$44,928.08	66	ROMNEY WV
PETTIJOHN LAW GROUP LC	\$44,577.73	113	HUNTINGTON WV
KARICKHOFF DAVID	\$44,511.37	185	SUTTON WV
JOHN WOODS	\$43,698.39	50	BELLEVILLE WV
KETTERING DELLIGATTI LAW OFFICES PLLC	\$43,674.10	83	FAIRMONT WV
HOLLANDSWORTH RICHARD W	\$43,641.37	130	GARDENDALE AL
WALTERS LAW FIRM PLLC	\$43,608.72	39	CHARLESTON WV
LAW OFFICE OF B SCOTT WOLFE PLLC	\$43,529.34	52	HARRISVILLE WV
LAW OFFICE OF WARD MORGAN	\$43,486.77	53	BLUEFIELD WV
COLLEEN M BROWN-BAILEY	\$43,067.24	32	BECKLEY WV
CATHE L MORELAND PLLC	\$43,032.52	22	ROMNEY WV
LAW OFFICE OF COURTNEY L AHLBORN PLLC	\$42,452.96	44	CLIFTON TX
LAMBERT LAW OFFICES PLLC	\$42,019.38	45	HURRICANE WV
SHAWN D BAYLISS	\$41,816.68	57	HURRICANE WV
LENA D PRATT	\$41,765.35	28	LOGAN WV
BAILEY LEGAL SERVICES PLLC	\$41,562.10	26	HUNTINGTON WV
MCCLURE GOAD PLLC	\$41,558.41	115	HUNTINGTON WV
CHARLES YOUNGER	\$41,445.55	31	HARDY KY
BRIAN C DEMPSTER	\$41,364.29	73	CLIFTON TX
MARTINO GARY J	\$41,218.33	61	ANMOORE WV
NANCY A DALBY ATTORNEY AT LAW	\$40,881.87	13	GARDENDALE AL
LOCKWOOD & LOCKWOOD	\$40,534.00	21	HUNTINGTON WV
DICKEN LAW PLLC	\$40,520.04	29	MORGANTOWN WV
SMITH CLINTON W	\$40,225.89	66	CHARLESTON WV
LAW OFFICES OF JOHN B BROOKS PLLC	\$40,172.99	25	HUNTINGTON WV
LAW OFFICES OF CARIN KRAMER PLLC	\$40,019.86	68	LEWISBURG WV
MICHAEL E FROBLE	\$39,770.00	31	HUNTINGTON WV
RODGERS JEFFREY S	\$39,397.30	81	HUNTINGTON WV
LAW OFFICE OF KIMBERLY E MCGANN PLLC	\$39,159.24	73	HUNTINGTON WV
WILLIAM L PENNINGTON	\$39,031.52	34	MORGANTOWN WV
DIXON LAW OFFICE PLLC	\$38,934.66	21	HUNTINGTON WV
MANN & MANN LAW OFFICE	\$38,707.39	40	HINTON WV

<b>PUBLIC DEFENDER SERVICES APPOINTED COUNSEL FEES AND EXPENSES PAID FISCAL YEAR 2024</b>			
<b>FEES</b>		<b>(DESCENDING ORDER BY TOTAL \$)</b>	
<b>PAYEE</b>	<b>TOTAL \$</b>	<b># OF CLAIMS</b>	<b>OFFICE LOCATION</b>
POWER BECK & MATZUREFF	\$38,259.56	30	MARTINSBURG WV
GAIL IDA MICHELSON	\$37,831.98	104	CHARLESTON WV
BLACKWATER LAW PLLC	\$37,803.61	13	HUNTINGTON WV
CONRAD & CONRAD PLLC	\$37,567.16	25	HUNTINGTON WV
CAMPBELL WOODS PLLC	\$37,530.29	26	HUNTINGTON WV
JAMES GRIESACKER	\$37,348.48	59	CLIFTON TX
WALLACE MICHAEL K	\$37,341.39	51	SOUTH CHARLESTON WV
STEED DEBRA L PLLC	\$37,182.59	36	PARKERSBURG WV
ERICA BRANNON GUNN ATT AT LAW PLLC	\$36,484.31	206	HUNTINGTON WV
ROBERT W BRIGHT	\$36,410.62	19	MIDDLEPORT OH
JAMES RUDOLPH MARTIN	\$36,037.50	88	CHARLESTON WV
JOHN M THOMPSON	\$35,877.70	62	HUNTINGTON WV
MATTHEW HALL FAIR ATTORNEY AT LAW	\$35,746.00	55	ELKINS WV
CARL P BRYANT	\$35,634.54	63	GARDENDALE AL
BRANDON SCOTT STEELE	\$35,585.57	20	CLIFTON TX
JAMES A MCCOY	\$35,129.70	48	HAMLIN WV
GLOVER LAW FIRM PLLC	\$34,638.54	17	MARTINSBURG WV
STEVEN M THORNE	\$34,304.00	55	LOGAN WV
JASON D HARWOOD	\$33,926.73	58	LOGAN WV
DAVENPORT & KNIPP PLLC	\$33,815.51	25	WEST HAMLIN WV
ELLIOTT E WORKMAN PLLC	\$33,280.45	41	HUNTINGTON WV
GORDON L MOWEN II	\$33,238.41	54	SCOTT DEPOT WV
JOSEPH A CURIA III	\$33,233.48	36	CHARLESTON WV
HARRAH AND CAMPBELL ATTORNEYS AT LAW PLLC	\$33,227.01	45	FAYETTEVILLE WV
BELINDA A HAYNIE	\$32,780.84	19	MORGANTOWN WV
BOTTNER & ASSOCIATES ATTORNEYS AT LAW	\$32,140.78	47	CHARLES TOWN WV
SARAH PAIGE VAN HORN	\$31,958.69	49	CLIFTON TX
THE RIDDELL LAW GROUP PLLC	\$31,478.78	39	MARTINSBURG WV
LESLIE L MAZE	\$31,354.50	33	ELIZABETH WV
MCCLUNG LAW OFFICES	\$31,349.88	29	GARDENDALE AL
KEITH SKEEN ATTORNEY AT LAW	\$31,191.91	54	BUCKHANNON WV
WILSON FRAME & METHENEY PLLC	\$31,175.34	3	MORGANTOWN WV
ASBURY LAW OFFICE PLLC	\$30,434.74	22	CLIFTON TX
DAMON B MORGAN	\$30,177.24	105	POINT PLEASANT WV
L SCOTT BRISCOE	\$29,190.59	102	DANVILLE WV
NETZ LAW PLLC	\$29,103.64	55	CLIFTON TX
JESSICA E MYERS	\$29,061.00	37	PARKERSBURG WV
MELISHA D C SOUDERS	\$28,852.86	11	BERKELEY SPRINGS WV
JENNIFER N TAYLOR	\$28,706.00	94	CHARLESTON WV
WILLIAM O HUFFMAN	\$28,676.97	26	PRINCETON WV

PUBLIC DEFENDER SERVICES APPOINTED COUNSEL FEES AND EXPENSES PAID FISCAL YEAR 2024			
FEES		(DESCENDING ORDER BY TOTAL \$)	
PAYEE	TOTAL \$	# OF CLAIMS	OFFICE LOCATION
GRANT M SHERMAN PLLC	\$28,620.98	34	ROMNEY WV
THE WRIGHT LAW FIRM	\$28,618.19	49	MARTINSBURG WV
GLOVER LEGAL PLLC	\$28,095.31	33	CLARKSBURG WV
AARON PAUL YOHO	\$27,851.76	28	CLIFTON TX
SCOTT C BROWN LAW OFFICE	\$27,825.13	27	WHEELING WV
PERRYLAW LLC	\$27,674.74	10	CLIFTON TX
GARCIA LAW PLLC	\$27,655.83	27	FAIRMONT WV
BERNARD L SPAULDING	\$27,512.00	18	CLIFTON TX
GARRETT & GARRETT	\$27,475.67	19	MATHIAS WV
LAW OFFICE OF JUSTIN D PRITT PLLC	\$27,166.26	24	GARDENDALE AL
M SANTA BARBARA LAW OFFICE	\$27,140.48	73	MARTINSBURG WV
CAPON BRIDGE LEGAL PLLC	\$26,994.69	18	CAPON BRIDGE WV
LAUREN THOMPSON	\$26,742.00	25	WILLIAMSON WV
ROBERT P MARTIN	\$26,719.93	2	MARLINTON WV
PAULA L HARBOUR ATTORNEY AT LAW PLLC	\$26,500.00	31	HUNTINGTON WV
WILLIAM T NESTOR PLLC	\$26,415.03	47	ELKINS WV
SKLAVOUNAKIS LAW OFFICE	\$26,324.00	18	WHEELING WV
G TODD HOUCK ATTORNEY AT LAW LC	\$26,203.99	73	MULLENS WV
CARY LAW OFFICE PLLC	\$25,912.00	129	CHARLESTON WV
HYRE LAW	\$25,780.75	9	KINGWOOD WV
SHREVE LAW FIRM	\$25,418.82	15	CINCINNATI OH
JARRELL LAW OFFICE	\$25,335.01	14	WAYNE WV
BLAIR JERRY	\$24,880.99	36	GARDENDALE AL
BOUCHILLON CROSSAN & COLBURN LC	\$24,742.34	15	HUNTINGTON WV
RANDALL D WALL	\$24,506.00	289	HUNTINGTON WV
MARCUM LAW OFFICE	\$24,166.02	53	WILLIAMSON WV
GEARY & GEARY LC	\$23,838.49	35	PETERSBURG WV
MAIER LAW OFFICE LLC	\$23,694.93	9	PRINCETON WV
LUSK & BRADFORD PLLC	\$23,432.00	24	BECKLEY WV
JENNIFER L ANDERSON PLLC	\$23,345.71	24	HUNTINGTON WV
WILLIAM C DUTY ATTORNEY OF LAW	\$23,074.86	73	HUNTINGTON WV
PAUGH SUSAN K	\$22,545.41	11	MARTINSBURG WV
DEVORE LAW OFFICE PLLC	\$22,453.65	18	HUNTINGTON WV
J M EVANS LAW LLC	\$22,315.49	54	GALLIPOLIS OH
DON S MCDANIEL ATTORNEY AT LAW	\$22,175.17	21	BIG CREEK WV
ROBIN CISCO	\$21,800.00	12	HUNTINGTON WV
MARTIN LAW FIRM	\$21,581.73	40	NITRO WV
BYRON CRAIG MANFORD	\$21,383.39	2	HUNTINGTON WV
GEORGE M TORRES	\$21,347.17	23	VIENNA WV
JACKSON KELLY PLLC	\$21,030.13	28	CHARLESTON WV

<b>PUBLIC DEFENDER SERVICES APPOINTED COUNSEL FEES AND EXPENSES PAID FISCAL YEAR 2024</b>			
<b>FEES</b>		<b>(DESCENDING ORDER BY TOTAL \$)</b>	
<b>PAYEE</b>	<b>TOTAL \$</b>	<b># OF CLAIMS</b>	<b>OFFICE LOCATION</b>
MCCOY INJURY LAW PLLC	\$20,976.63	7	FAIRMONT WV
SIDNEY H BELL	\$19,855.58	23	CLIFTON TX
VARNER & VAN VOLKENBURG PLLC	\$19,587.93	16	CLARKSBURG WV
MICHAEL N EACHUS	\$18,937.35	10	HUNTINGTON WV
SPILMAN THOMAS & BATTLE PLLC	\$18,922.94	15	CHARLESTON WV
HATFIELD & HATFIELD PLLC	\$18,878.66	57	MADISON WV
GLORIA M STEPHENS	\$18,753.04	20	WELCH WV
JOHN J BALENOVICH LAW OFFICES INC	\$18,516.52	33	CHARLESTON WV
FLANIGAN LAW OFFICE	\$17,575.08	47	HUNTINGTON WV
HAYDEN & ASSOCIATES LC	\$17,519.10	27	HUNTINGTON WV
KUENZEL & ASSOCIATES PLLC	\$17,157.09	18	CHAPMANVILLE WV
DYER LAW OFFICES	\$16,979.64	17	CLARKSBURG WV
KATZ WORKING FAMILIES LAW FIRM LC	\$16,505.19	11	CHARLESTON WV
CZARNIK R THOMAS & ASSOCIATES	\$16,493.53	29	PRINCETON WV
SARABETH JETT	\$16,391.28	11	RAVENSWOOD WV
PHILLIP RAY AMICK	\$16,346.90	22	HUNTINGTON WV
TIPTON LAW OFFICES	\$15,994.84	24	MORGANTOWN WV
RALPH LEE BOOTEN	\$15,685.32	1	HUNTINGTON WV
LAW OFFICE OF GREG K SMITH PLLC	\$15,554.00	20	WILLIAMSON WV
JEFFREY K MATHERLY	\$15,477.45	4	MARTINSBURG WV
CHRISTOPHER S MOOREHEAD	\$15,226.43	13	FAYETTEVILLE WV
KEVIN P DAVIS	\$14,950.04	46	CLIFTON TX
CONAWAY & CONAWAY	\$14,406.56	16	MADISON WV
SUTTON & JANELLE ATTORNEYS AT LAW PLLC	\$14,318.57	24	MARTINSBURG WV
JUBA-PLUMLEY ROSALEE	\$14,013.50	9	ELEANOR WV
JONATHAN C SWEENEY	\$13,366.21	24	HUNTINGTON WV
STERN & EISENBERG PC	\$13,203.47	11	WARRINGTON PA
NIGEL EVAN JEFFRIES	\$12,916.10	19	HEDGESVILLE WV
LOUIE T PRICE	\$12,877.30	14	HUNTINGTON WV
POWELL & MAJESTRO PLLC	\$12,797.90	18	CHARLESTON WV
SELBE LAW FIRM PLLC	\$12,794.80	24	SUMMERSVILLE WV
CARLTON ROBERT H LAW OFFICE	\$12,694.90	22	WILLIAMSON WV
KENNETH J BARNETT LC	\$12,517.70	4	SUMMERSVILLE WV
DCWLAW PLLC	\$11,931.59	4	DELBARTON WV
DAVID MIRHOSEINI ATTORNEY AT LAW	\$11,858.84	6	GARDENDALE AL
CANDACE L OGLE	\$11,724.00	13	MORGANTOWN WV
ERIN CLARK	\$11,582.00	15	SHEPHERDSTOWN WV
KEVIN R CONNOLEY	\$11,406.17	6	MORGANTOWN WV
REBECCA ANN MATHEWS	\$11,164.06	34	ANDALUSIA AL
WHEATON LAW PLLC	\$10,981.61	15	MARTINSBURG WV

PUBLIC DEFENDER SERVICES APPOINTED COUNSEL FEES AND EXPENSES PAID FISCAL YEAR 2024			
FEES		(DESCENDING ORDER BY TOTAL \$)	
PAYEE	TOTAL \$	# OF CLAIMS	OFFICE LOCATION
BOGARAD SHARON N	\$10,600.60	5	WEIRTON WV
JARED S FRAME ATTORNEY AT LAW PLLC	\$10,552.75	10	SUTTON WV
MALLET SHANE M LAW OFFICES	\$10,240.32	13	WHEELING WV
WOLFE WHITE & ASSOCIATES	\$9,826.00	31	LOGAN WV
TYREE EMBREE & ASSOCIATES PLLC	\$9,825.96	22	HURRICANE WV
CROSS LAW OFFICE LLC	\$9,809.18	11	CALDWELL OH
TINCHER LAW PLLC	\$9,464.61	29	HURRICANE WV
ORNDORFF MOWEN PLLC	\$9,326.15	5	SCOTT DEPOT WV
BRIAN D YOST	\$9,006.40	6	HURRICANE WV
CATHRYN A NOGAY	\$9,003.55	5	WEIRTON WV
MASON BARNHART	\$8,995.85	6	WEIRTON WV
HINZMAN LAW PLLC	\$8,953.90	4	MORGANTOWN WV
HOLSTEIN LAW OFFICE	\$8,855.51	33	MADISON WV
REGINALD D HENRY ATTORNEY AT LAW PLLC	\$8,835.02	8	MABSCOTT WV
SITES LAW FIRM	\$8,782.85	39	KEYSER WV
ROBERT E BARRAT	\$8,612.73	8	MARTINSBURG WV
WALTERS & HEISHMAN PLLC	\$8,349.37	17	MOOREFIELD WV
DAVID G THOMPSON	\$8,254.60	24	PINEVILLE WV
SNYDER & HASSIG	\$8,144.25	5	NEW MARTINSVILLE WV
MARK E HOBBS	\$8,142.00	4	CHAPMANVILLE WV
LAW OFFICES OF CRAIG P ERHARD PLLC	\$7,924.72	21	FAIRMONT WV
DUMAPIT LAW OFFICE PLLC	\$7,852.99	24	PRINCETON WV
STONE ROBERT C JR PLLC	\$7,309.41	8	MARTINSBURG WV
VITAL RICHARD L	\$7,214.00	12	BARBOURSVILLE WV
JUDY & JUDY	\$7,034.62	10	MOOREFIELD WV
BUSCH ZURBUCH & THOMPSON PLLC	\$7,032.12	14	ELKINS WV
HOLLY JEANETTE BOWLING	\$7,012.22	8	CRUM WV
RABER LAW OFFICES PLLC	\$6,998.00	13	CLIFTON TX
YANNI LAW FIRM	\$6,977.35	3	CHARLES TOWN WV
PAGE CROYDER	\$6,904.52	4	HEDGESVILLE WV
JOHNSON LAW OFFICE PLLC	\$6,538.31	10	ELEANOR WV
JAY W GERBER JR	\$6,382.00	15	VIENNA WV
JOHN E ARTIMEZ JR	\$6,148.51	3	WHEELING WV
ANDREW C COOK	\$6,092.00	8	MORGANTOWN WV
MOUNTS & WHITE PLLC	\$5,788.40	7	GILBERT WV
KENNETH P HICKS LC	\$5,678.00	6	HUNTINGTON WV
GAYDOS & TURNER PLLC	\$5,415.19	7	KINGWOOD WV
KAUFMAN & MCPHERSON PLLC	\$5,294.39	8	BRIDGEPORT WV
LAW OFFICES OF VANESSA LYNN RODRIGUEZ	\$5,267.19	4	BRIDGEPORT WV
JAMES D STACY	\$5,237.80	9	HUNTINGTON WV

PUBLIC DEFENDER SERVICES APPOINTED COUNSEL FEES AND EXPENSES PAID FISCAL YEAR 2024			
FEES		(DESCENDING ORDER BY TOTAL \$)	
PAYEE	TOTAL \$	# OF CLAIMS	OFFICE LOCATION
ELIZABETH K CAMPBELL	\$4,952.10	6	OAK HILL WV
CHANTEL RENEE KIDD	\$4,636.83	8	WELCH WV
JAMES R MILAM II ATTORNEY AT LAW PLLC	\$4,620.10	20	SUMMERSVILLE WV
LAURA E SPADARO	\$4,617.69	1	WHITE SULPHUR SPRINGS WV
STROEBEL & STROEBEL PLLC	\$4,583.40	3	CHARLESTON WV
REBECCA L TATE	\$4,463.00	2	FAIRMONT WV
THE REBROOK LAW OFFICE	\$4,442.00	8	CHARLESTON WV
VITAL & VITAL LC	\$4,336.29	2	HUNTINGTON WV
HATFIELD LAW A LEGAL CORPORATION	\$4,335.85	1	BARBOURSVILLE WV
FAMILY LAW ASSOCIATES	\$4,281.72	1	CLARKSBURG WV
BOWLES RICE LLP	\$4,263.60	1	CHARLESTON WV
LEWIS GIANOLA PLLC	\$4,189.61	3	CHARLESTON WV
KLIE LAW OFFICES PLLC	\$4,127.95	3	BUCKHANNON WV
THE BRUCE CLARK LAW FIRM LLC	\$4,121.01	15	STEUBENVILLE OH
LAW OFFICE OF JENNIFER MEETEER PLLC	\$4,030.78	3	BECKLEY WV
BEAN & BEAN	\$3,870.00	20	MOOREFIELD WV
HAMILTON NEAL J	\$3,859.45	3	FAIRMONT WV
LACY LAW OFFICES L C	\$3,227.58	5	CHARLESTON WV
JOHNS & ASSOCIATES PLLC	\$3,204.74	14	CHARLESTON WV
PETITTO LAW PLLC	\$3,199.28	3	GARDENDALE AL
LAW OFFICES OF DR JUAN PITTALUGA ESQ PLLC	\$2,853.77	3	MARTINSBURG WV
HAMMONDS LAW OFFICE PLLC	\$2,830.59	1	CLIFTON TX
SAL SELLARO CULPEPPER LEGAL GROUP PLLC	\$2,742.00	5	GARDENDALE AL
PAYNE WILBERT A	\$2,714.55	8	BECKLEY WV
CARL W ROOP LAW OFFICE PLLC	\$2,426.00	4	BECKLEY WV
ISNER LAW OFFICE LC INC	\$2,397.26	2	HUNTINGTON WV
SAMMONS OLIVERO & PARASCHOS PLLC	\$2,354.00	5	HUNTINGTON WV
THEODORE L TSORAS	\$2,268.75	1	POWHATAN POINT OH
SARA HAWTHORNE BOHN	\$2,257.54	2	WEIRTON WV
JAMES LAW FIRM	\$2,228.00	4	KEYSER WV
J GREGORY LAW FIRM LC	\$2,061.14	1	OAKLAND MD
FRAZIER OXLEY & PROCTOR LC	\$2,052.59	3	HUNTINGTON WV
TISSUE PHILIP J	\$1,949.33	4	OAK HILL WV
CHERYL L WARMAN	\$1,913.63	1	CLIFTON TX
LAURA RICHMOND MOYE PLLC	\$1,896.00	5	BECKLEY WV
KRISTEN D ANTOLINI	\$1,698.41	23	MORGANTOWN WV
LAW OFFICES OF JAMES W GABEHART	\$1,680.69	1	LEBANON TN
MILLS KEVIN D & ASSOCIATES PLLC	\$1,444.00	4	CLIFTON TX
SELARIO LAW PLLC	\$1,428.00	5	CLARKSBURG WV
WILLIAM E WATSON	\$1,374.00	1	WELLSBURG WV

<b>PUBLIC DEFENDER SERVICES APPOINTED COUNSEL FEES AND EXPENSES PAID FISCAL YEAR 2024</b>			
<b>FEES</b>		<b>(DESCENDING ORDER BY TOTAL \$)</b>	
<b>PAYEE</b>	<b>TOTAL \$</b>	<b># OF CLAIMS</b>	<b>OFFICE LOCATION</b>
ERIC S BLACK	\$1,327.92	1	BERKELEY SPRINGS WV
WARD LAW OFFICES PLLC	\$1,220.50	4	BECKLEY WV
JOHN CLARK ANDERSON	\$1,176.75	1	HUNTINGTON WV
ALAN L PRITT	\$1,002.00	1	BIRMINGHAM AL
NEW STEPHEN P LC	\$850.67	2	BECKLEY WV
JTJ LAW PLLC	\$786.00	1	CHARLESTON WV
WILLIAM E GALLOWAY ATTORNEY AT LAW	\$760.18	1	WEIRTON WV
SHAFFER MADIA LAW PLLC	\$695.73	1	MORGANTOWN WV
SAVILLE ROYCE B PLLC	\$598.00	4	ROMNEY WV
DONADIEU LAW	\$588.00	1	WINCHESTER VA
KEVIN J WATSON ATTORNEY AT LAW	\$462.12	1	MARTINSBURG WV
D CONRAD GALL	\$427.06	5	FAIRMONT WV
LYNCH LAW OFFICE	\$422.76	2	LERONA WV
HARVEY & JANUTOLO	\$417.86	1	HUNTINGTON WV
NICHOLS & SKINNER LC	\$406.38	1	CHARLES TOWN WV
JENNIFER D MEETEER	\$293.39	1	PRINCETON WV
JUDY LAW OFFICE PLLC	\$242.06	2	ELKINS WV
LISA A ESTES ATTORNEY AT LAW	\$223.42	1	HURRICANE WV
ZIEGLER & ZIEGLER LC	\$216.00	2	HINTON WV
MATTHEW CRIMMEL	\$197.43	1	MORGANTOWN WV
CICCARELLO DEL GIUDICE & LAFON	\$178.00	1	CHARLESTON WV
KOPELMAN & ASSOCIATES LC	\$130.79	1	CHARLESTON WV
SWEENEY LAVERNE	\$102.00	1	GRAFTON WV
MARK EVERETT ATTORNEY AT LAW PLLC	\$84.00	1	MORGANTOWN WV
ELLEM LAW OFFICE	\$80.00	1	PARKERSBURG WV
KAYSER LAYNE & CLARK PLLC	\$50.00	1	POINT PLEASANT WV
<b>APPOINTED COUNSEL VOUCHERS</b>	<b>\$32,685,399.84</b>	<b>37,522</b>	

PUBLIC DEFENDER SERVICES APPOINTED COUNSEL FEES AND EXPENSES PAID FISCAL YEAR 2024			
DIRECT EXPENSE VOUCHERS		(DESCENDING ORDER BY TOTAL \$)	
DIRECT EXPENSE VOUCHERS	TOTAL \$	# OF CLAIMS	OFFICE LOCATION
ELITE INVESTIGATIONS INC	\$87,360.38	25	HUNTINGTON WV
CORNELL INVESTIGATIONS LLC	\$69,002.20	166	HARRISVILLE WV
BREWSTER INVESTIGATIONS	\$42,436.74	28	CLIFTON TX
GRIFFIN & ASSOCIATES	\$36,666.89	7	HUNTINGTON WV
MALTASE FIRE INVESTIGATION	\$36,000.00	3	MORGANTOWN WV
ENVISTA FORENSICS LLC	\$28,450.00	4	ATLANTA GA
FORENSIC SOLUTIONS INC	\$27,125.00	1	INDEPENDENCE MO
PENNINGTON & ASSOCIATES LTD	\$18,889.42	4	IRONTON OH
FREMOUW SIGLEY & BAKER PSYCHOLOGICAL ASSOCIATES PLLC	\$18,425.00	10	MORGANTOWN WV
THOMAS R ADAMSKI	\$17,720.00	5	PHILIPPI WV
PAUL F KRADEL	\$14,600.00	3	SHEPHERDSTOWN WV
LANE INVESTIGATIONS LLC	\$13,310.06	2	GRAYSON KY
BARTON INVESTIGATIONS	\$13,234.10	9	PARKERSBURG WV
COOK SERVICES & INVESTIGATIONS	\$12,343.04	8	LOST RIVER WV
HENDERSHOT PROCESS SERVING & INVESTIGATIONS	\$12,121.82	5	PARKERSBURG WV
THE RECTOR AND VISITORS OF THE UNIVERSITY OF VIRGINIA	\$11,250.00	1	CHARLOTTESVILLE VA
STRATEGIC INVESTIGATIVE SOLUTIONS LLC	\$10,444.76	10	CHARLESTON WV
S2C GROUP LLC	\$10,260.00	7	SUMMIT POINT WV
UNIVERSITY HEALTH ASSOCIATES	\$8,112.50	2	MORGANTOWN WV
BLUE RIDGE PSYCHOLOGICAL ASSOCIATES LLC	\$7,519.68	2	CROZET VA
ROBERT M WETTSTEIN MD	\$7,477.50	1	PITTSBURGH PA
SAAR PSYCHOLOGICAL GROUP PLLC	\$7,050.00	3	SOUTH CHARLESTON WV
WINCHESTER PSYCHOLOGICAL ASSESSMENT LLC	\$6,726.25	2	WINCHESTER VA
DIGITAL FORENSIC INVESTIGATIONS LLC	\$6,725.00	2	MORGANTOWN WV
STREYLE INVESTIGATIVE SERVICES LLC	\$6,703.55	2	FAIRMONT WV
MED LEGAL PRO LLC	\$6,050.00	1	SPRING BROOK TWP PA
PRECISION LEGAL SERVICES LLC	\$6,008.30	1	CLIFTON TX
HD FORENSICS LIMITED LIABILITY COMPANY	\$6,000.00	1	ERIE PA
CABELLS PRIVATE INVESTIGATION	\$5,951.60	3	HUNTINGTON WV
THIRD EYE FORENSIC CONSULTANCY LLC	\$5,622.18	1	CLIFTON TX
STALLINGS INVESTIGATION SERVICES LLC	\$5,064.93	2	WILMORE KY
JIMMIE L VALENTINE SR	\$4,750.00	1	GULFPORT MS
DAWN SHANNON BLANKENSHIP	\$4,736.70	5	MOUNDSVILLE WV
TALIA M BAER	\$4,465.80	10	RACINE OH
MEGAN JOSEPH	\$4,412.10	1	RIVESVILLE WV
NATIONAL MEDICAL SERVICES INC	\$4,083.37	1	PHILADELPHIA PA
ADVANCED ENGINEERING ASSOCIATES	\$4,042.96	1	CHARLESTON WV
TRACY P HERRON-RICE	\$3,938.75	12	MOOREFIELD WV

PUBLIC DEFENDER SERVICES APPOINTED COUNSEL FEES AND EXPENSES PAID FISCAL YEAR 2024			
DIRECT EXPENSE VOUCHERS		(DESCENDING ORDER BY TOTAL \$)	
DIRECT EXPENSE VOUCHERS	TOTAL \$	# OF CLAIMS	OFFICE LOCATION
MARCIA L CHANDLER	\$3,780.70	6	GREENCASTLE PA
CLAYMAN & ASSOCIATES PLLC	\$3,752.00	2	CHARLESTON WV
PSYCHOLOGICAL CONSULTING INC	\$3,750.00	3	MARTINSBURG WV
CHARLESTON AREA MEDICAL CENTER	\$3,722.50	1	CHARLESTON WV
VAUGHAN INVESTIGATIONS	\$3,673.26	4	BRADLEY WV
STEPHEN MORRISON PRIVATE INVESTIGATIONS	\$3,541.04	1	HUNTINGTON WV
NANCY MCNEALY CCR	\$3,533.40	3	CHARLESTON WV
FORENSIC ENGINEERING INTERNATIONAL LLC	\$3,500.00	1	BUMPASS VA
FREDERICK M WENTLING	\$3,212.50	1	LEBANON PA
FORENSIC CONSULTANTS AND ENGINEERS INC	\$3,142.60	1	MONROEVILLE PA
JOHN GILBERT GALAZNIK	\$3,000.00	1	NORTHPORT AL
CONNIE D DEMUTH	\$2,922.15	1	HURRICANE WV
HOLSTEIN LAW OFFICE	\$2,920.00	1	MADISON WV
KATHY J DAVIS	\$2,883.65	5	FT GAY WV
VERONICA L BIRD	\$2,808.00	2	ATHENS WV
E A S WINCHESTER PLLC	\$2,500.00	1	WINCHESTER VA
LAUREL RIDGE PSYCHOLOGICAL ASSOCIATES LLC	\$2,100.00	1	PRINCETON WV
CLEMENT CONSULTING LLC	\$2,100.00	1	RALEIGH NC
ELISA KRACKOW	\$2,000.00	1	MORGANTOWN WV
CLIFTON R HUDSON PHD	\$1,750.00	1	CHARLESTON WV
DEVIL DOG INVESTIGATIONS	\$1,546.19	3	WEIRTON WV
TODD MICHAEL NEUMYER	\$1,203.88	1	HARRISBURG PA
MAVEN PSYCHOLOGY GROUP PC	\$1,000.00	1	CHEVY CHASE MD
MEIER FIRE INVESTIGATION LLC	\$843.75	1	PALMETTO FL
BETLERS REPORTING & LEGAL VIDEO SERVICES LLC	\$838.60	1	HUNTINGTON WV
JANETTE M CAMPBELL	\$804.65	1	SUTTON WV
DEBRA M WINDOM	\$616.00	5	HARRISVILLE WV
THE TASA GROUP INC	\$587.65	1	TROOPER PA
HAILEA S HARRISON	\$546.70	1	MORGANTOWN WV
ABLE AND ASSOCIATES INVESTIGATIONS AND FORENSICS CONSULTING LLC	\$483.69	1	PRINCETON WV
CLAUDETTE M GAUJOT-TURNER	\$462.00	6	HARPERS FERRY WV
MICHELE G HANKINS	\$427.05	1	HUNTINGTON WV
JENNIFER J MEADOWS	\$411.95	1	WEST HAMLIN WV
EMMA MICHELE ZIRKLE	\$396.55	1	SALEM WV
MICHELLE L JAWORSKI	\$369.60	1	DILLONVALE OH
KAREN A JORDAN	\$366.00	2	HURRICANE WV
AMANDA J PICKENS	\$352.75	2	SOUTH CHARLESTON WV
SENECA HEALTH SERVICES INC	\$323.80	1	SUMMERSVILLE WV
WV PRIVATE EYE LLC	\$248.42	1	SOUTH CHARLESTON WV

PUBLIC DEFENDER SERVICES APPOINTED COUNSEL FEES AND EXPENSES PAID FISCAL YEAR 2024			
DIRECT EXPENSE VOUCHERS		(DESCENDING ORDER BY TOTAL \$)	
DIRECT EXPENSE VOUCHERS	TOTAL \$	# OF CLAIMS	OFFICE LOCATION
ELSS EXECUTIVE REPORTING LLC	\$188.10	1	HAGERSTOWN MD
ANNE R OWENS	\$130.05	1	LEWISBURG WV
CROCK HAMRICK REPORTING SERVICES	\$127.05	2	INWOOD WV
SANDRA L KELLEY	\$73.15	1	BUNKER HILL WV
DOLORES S BROWN	\$43.00	1	ST ALBANS WV
SOUTHERN HIGHLANDS COMM MH CENTER	\$28.00	1	PRINCETON WV
<b>DIRECT EXPENSE VOUCHERS</b>	<b>\$668,090.96</b>	<b>429</b>	

PUBLIC DEFENDER SERVICES APPOINTED COUNSEL FEES AND EXPENSES PAID FISCAL YEAR 2024			
ROJAS		(DESCENDING ORDER BY TOTAL \$)	
ROJAS VOUCHERS	TOTAL \$	# OF CLAIMS	OFFICE LOCATION
TENISHA DAWN CLINE	\$2,500.00	1	CLIFTON TX
KATZ KANTOR STONESTREET & BUCKNER PLLC	\$1,966.80	1	PRINCETON WV
<b>ROJAS VOUCHERS</b>	<b>\$4,466.80</b>	<b>2</b>	

<b>PUBLIC DEFENDER SERVICES APPOINTED COUNSEL FEES AND EXPENSES PAID FISCAL YEAR 2024</b>			
<b>FEES</b>		<b>(ALPHABETICAL ORDER)</b>	
<b>PAYEE</b>	<b>TOTAL \$</b>	<b># OF CLAIMS</b>	<b>OFFICE LOCATION</b>
AARON PAUL YOHO	\$27,851.76	28	CLIFTON TX
ABLE AND ASSOCIATES INVESTIGATIONS AND FORENSICS CONSULTING LLC	\$483.69	1	PRINCETON WV
ADAMS LAW FIRM PLLC	\$74,659.88	44	GARDENDALE AL
ADAMS LEGAL GROUP PLLC	\$127,555.39	98	SAN ANTONIO TX
ADKINS LAW OFFICE PLLC	\$64,347.76	37	CLIFTON TX
ADVANCED ENGINEERING ASSOCIATES	\$4,042.96	1	CHARLESTON WV
ALAN L PRITT	\$1,002.00	1	BIRMINGHAM AL
ALEXANDER LAW OFFICES PLLC	\$93,269.86	20	CLIFTON TX
ALLISON K HUSON	\$66,746.57	62	HUNTINGTON WV
AMANDA J PICKENS	\$352.75	2	SOUTH CHARLESTON WV
ANDERSON LAW OFFICE PLLC	\$150,959.11	212	HUNTINGTON WV
ANDREA P POWELL	\$81,563.91	37	HUNTINGTON WV
ANDREW B CHATTIN	\$149,665.19	280	CHARLESTON WV
ANDREW C COOK	\$6,092.00	8	MORGANTOWN WV
ANDREW NEIL FRYE III	\$115,441.20	75	CLIFTON TX
ANDREW TYLER RESETER	\$65,338.61	82	MORGANTOWN WV
ANNE R OWENS	\$130.05	1	LEWISBURG WV
ARMSTRONG LAW PLLC	\$49,078.66	65	GASSAWAY WV
ARNOLD & BAILEY PLLC	\$120,321.90	131	CHARLES TOWN WV
ASBURY LAW OFFICE PLLC	\$30,434.74	22	CLIFTON TX
BAILEY LEGAL SERVICES PLLC	\$41,562.10	26	HUNTINGTON WV
BALLARD LAW LLC	\$139,145.51	127	PEARISBURG VA
BARBARA L BAXTER	\$57,421.93	28	CHARLESTON WV
BARNEY LAW PLLC	\$100,561.19	198	HURRICANE WV
BARTON INVESTIGATIONS	\$13,234.10	9	PARKERSBURG WV
BEAN & BEAN	\$3,870.00	20	MOOREFIELD WV
BEAVERS LAW FIRM PLLC	\$79,409.53	42	HUNTINGTON WV
BELINDA A HAYNIE	\$32,780.84	19	MORGANTOWN WV
BELLOMY & TURNER LC	\$84,821.61	351	HUNTINGTON WV
BENNETT LAW LC	\$126,381.35	84	HUNTINGTON WV
BERNARD L SPAULDING	\$27,512.00	18	CLIFTON TX
BERNARD R MAUSER	\$52,957.34	31	SUTTON WV
BETLERS REPORTING & LEGAL VIDEO SERVICES LLC	\$838.60	1	HUNTINGTON WV
BETTY GREGORY LAW	\$124,873.40	179	GLENVILLE WV
BLACKWATER LAW PLLC	\$37,803.61	13	HUNTINGTON WV
BLAIR JERRY	\$24,880.99	36	GARDENDALE AL
BLANKENSHIP LAW	\$172,558.02	57	BARBOURSVILLE WV
BLUE RIDGE PSYCHOLOGICAL ASSOCIATES LLC	\$7,519.68	2	CROZET VA
BOGARAD SHARON N	\$10,600.60	5	WEIRTON WV
BOTTNER & ASSOCIATES ATTORNEYS AT LAW	\$32,140.78	47	CHARLES TOWN WV
BOUCHILLON CROSSAN & COLBURN LC	\$24,742.34	15	HUNTINGTON WV
BOWLES RICE LLP	\$4,263.60	1	CHARLESTON WV
BRANDON SCOTT STEELE	\$35,585.57	20	CLIFTON TX

<b>PUBLIC DEFENDER SERVICES APPOINTED COUNSEL FEES AND EXPENSES PAID FISCAL YEAR 2024</b>			
<b>FEES</b>		<b>(ALPHABETICAL ORDER)</b>	
<b>PAYEE</b>	<b>TOTAL \$</b>	<b># OF CLAIMS</b>	<b>OFFICE LOCATION</b>
BRENT EASTON ATTORNEY AT LAW PLLC	\$86,348.56	138	DAVIS WV
BREWSTER INVESTIGATIONS	\$42,436.74	28	CLIFTON TX
BRIAN C DEMPSTER	\$41,364.29	73	CLIFTON TX
BRIAN D YOST	\$9,006.40	6	HURRICANE WV
BRIAN W BAILEY ATTORNEY AT LAW PLLC	\$57,298.91	83	HUNTINGTON WV
BRILL JONATHAN G PLLC	\$64,496.96	68	ROMNEY WV
BULLMAN & BULLMAN	\$208,829.13	235	CHARLESTON WV
BURTON LAW OFFICE	\$56,703.00	27	GARDENDALE AL
BUSCH ZURBUCH & THOMPSON PLLC	\$7,032.12	14	ELKINS WV
BYRON CRAIG MANFORD	\$21,383.39	2	HUNTINGTON WV
CABELLS PRIVATE INVESTIGATION	\$5,951.60	3	HUNTINGTON WV
CALLAGHAN & CALLAGHAN PLLC	\$138,782.09	68	SUMMERSVILLE WV
CAMPBELL & SMITH PLLC	\$210,056.00	304	CLIFTON TX
CAMPBELL WOODS PLLC	\$37,530.29	26	HUNTINGTON WV
CANDACE L OGLE	\$11,724.00	13	MORGANTOWN WV
CAPON BRIDGE LEGAL PLLC	\$26,994.69	18	CAPON BRIDGE WV
CAREY & STEWART PLLC	\$87,306.00	78	WEIRTON WV
CARL P BRYANT	\$35,634.54	63	GARDENDALE AL
CARL W ROOP LAW OFFICE PLLC	\$2,426.00	4	BECKLEY WV
CARLTON ROBERT H LAW OFFICE	\$12,694.90	22	WILLIAMSON WV
CARRIE F DEHAVEN	\$63,746.48	45	LEWISBURG WV
CARY LAW OFFICE PLLC	\$25,912.00	129	CHARLESTON WV
CATHE L MORELAND PLLC	\$43,032.52	22	ROMNEY WV
CATHRYN A NOGAY	\$9,003.55	5	WEIRTON WV
CHANTEL RENEE KIDD	\$4,636.83	8	WELCH WV
CHARLES R HAMILTON	\$106,947.11	155	CHARLESTON WV
CHARLES YOUNGER	\$41,445.55	31	HARDY KY
CHARLESTON AREA MEDICAL CENTER	\$3,722.50	1	CHARLESTON WV
CHERYL L WARMAN	\$1,913.63	1	CLIFTON TX
CHIDLAW SERVICES INC	\$643,312.88	283	PRINCETON WV
CHRISTIAN MATTHEW HICKMAN	\$102,435.25	106	FAIRMONT WV
CHRISTOPHER S MOOREHEAD	\$15,226.43	13	FAYETTEVILLE WV
CICCARELLO DEL GIUDICE & LAFON	\$178.00	1	CHARLESTON WV
CISCO-STURGELL KATHRYN	\$63,616.00	85	HUNTINGTON WV
CLAUDETTE M GAUJOT-TURNER	\$462.00	6	HARPERS FERRY WV
CLAY LAW FIRM PLLC	\$46,623.75	36	FAYETTEVILLE WV
CLAYMAN & ASSOCIATES PLLC	\$3,752.00	2	CHARLESTON WV
CLEMENT CONSULTING LLC	\$2,100.00	1	RALEIGH NC
CLIFTON R HUDSON PHD	\$1,750.00	1	CHARLESTON WV
CLINE & SINGH PLLC	\$234,905.22	126	WEIRTON WV
CLINE COLIN M ATTY AT LAW	\$45,786.12	23	PRINCETON WV
COLLEEN M BROWN-BAILEY	\$43,067.24	32	BECKLEY WV
CONAWAY & CONAWAY	\$14,406.56	16	MADISON WV
CONNIE D DEMUTH	\$2,922.15	1	HURRICANE WV

<b>PUBLIC DEFENDER SERVICES APPOINTED COUNSEL FEES AND EXPENSES PAID FISCAL YEAR 2024</b>			
<b>FEES</b>	<b>(ALPHABETICAL ORDER)</b>		
<b>PAYEE</b>	<b>TOTAL \$</b>	<b># OF CLAIMS</b>	<b>OFFICE LOCATION</b>
CONRAD & CONRAD PLLC	\$37,567.16	25	HUNTINGTON WV
CONRAD LAW OFFICE	\$75,974.55	33	MORGANTOWN WV
CONWAY LAW OFFICE	\$62,410.00	174	HUNTINGTON WV
COOK LAW OFFICES PLLC	\$104,920.55	184	HUNTINGTON WV
COOK SERVICES & INVESTIGATIONS	\$12,343.04	8	LOST RIVER WV
CORNELL INVESTIGATIONS LLC	\$69,002.20	166	HARRISVILLE WV
COURTRIGHT LAW OFFICES PLLC	\$141,262.69	104	HURRICANE WV
CRESTFIELD LAW LLC	\$68,578.07	158	FREDERICK MD
CROCK HAMRICK REPORTING SERVICES	\$127.05	2	INWOOD WV
CROSS LAW OFFICE LLC	\$9,809.18	11	CALDWELL OH
CROWE LAW LLC	\$210,085.20	142	MORGANTOWN WV
CYNTHIA J JARRELL	\$55,058.83	21	DANVILLE WV
CZARNIK R THOMAS & ASSOCIATES	\$16,493.53	29	PRINCETON WV
D CONRAD GALL	\$427.06	5	FAIRMONT WV
D RANDALL CLARKE	\$56,489.50	70	CHARLESTON WV
DAMON B MORGAN	\$30,177.24	105	POINT PLEASANT WV
DASCOLI LAW OFFICE	\$64,514.95	185	GARDENDALE AL
DATRI LAW OFFICE LLC	\$45,525.80	68	CUMBERLAND MD
DAVENPORT & KNIPP PLLC	\$33,815.51	25	WEST HAMLIN WV
DAVID G THOMPSON	\$8,254.60	24	PINEVILLE WV
DAVID MIRHOSEINI ATTORNEY AT LAW	\$11,858.84	6	GARDENDALE AL
DAWN SHANNON BLANKENSHIP	\$4,736.70	5	MOUNDSVILLE WV
DAYTON MEADOWS	\$124,175.93	120	HUNTINGTON WV
DCWLAW PLLC	\$11,931.59	4	DELBARTON WV
DEAN E WILLIAMS	\$211,774.46	124	GARDENDALE AL
DEAN LAW OFFICES PLLC	\$62,585.25	116	GARDENDALE AL
DEAN MORGAN	\$173,361.14	185	CLIFTON TX
DEBRA M WINDOM	\$616.00	5	HARRISVILLE WV
DEMOSS DAVID B	\$95,612.75	146	GARDENDALE AL
DEVIL DOG INVESTIGATIONS	\$1,546.19	3	WEIRTON WV
DEVORE LAW OFFICE PLLC	\$22,453.65	18	HUNTINGTON WV
DIANE D MICHAEL	\$80,049.09	28	GARDENDALE AL
DICKEN LAW PLLC	\$40,520.04	29	MORGANTOWN WV
DIEHL LAW PLLC	\$62,533.39	22	MARTINSBURG WV
DIGITAL FORENSIC INVESTIGATIONS LLC	\$6,725.00	2	MORGANTOWN WV
DINARDI PETER D	\$181,860.06	160	GARDENDALE AL
DIXON LAW OFFICE PLLC	\$38,934.66	21	HUNTINGTON WV
DOLORES S BROWN	\$43.00	1	ST ALBANS WV
DON S MCDANIEL ATTORNEY AT LAW	\$22,175.17	21	BIG CREEK WV
DONADIEU LAW	\$588.00	1	WINCHESTER VA
DOTSENKO LAW OFFICES PLLC	\$154,606.39	99	GARDENDALE AL
DUMAPIT LAW OFFICE PLLC	\$7,852.99	24	PRINCETON WV
DUNKLE LAW PLLC	\$48,668.74	92	BARBOURSVILLE WV
DYER LAW OFFICES	\$16,979.64	17	CLARKSBURG WV

<b>PUBLIC DEFENDER SERVICES APPOINTED COUNSEL FEES AND EXPENSES PAID FISCAL YEAR 2024</b>			
<b>FEES</b>		<b>(ALPHABETICAL ORDER)</b>	
<b>PAYEE</b>	<b>TOTAL \$</b>	<b># OF CLAIMS</b>	<b>OFFICE LOCATION</b>
E A S WINCHESTER PLLC	\$2,500.00	1	WINCHESTER VA
EARL HAGER ESQUIRE	\$49,179.50	188	PRINCETON WV
EDMOND & BAUM PLLC	\$197,975.56	233	HUNTINGTON WV
EDMUND J ROLLO	\$52,540.88	65	MORGANTOWN WV
ELISA KRACKOW	\$2,000.00	1	MORGANTOWN WV
ELITE INVESTIGATIONS INC	\$87,360.38	25	HUNTINGTON WV
ELITE LEGAL LLC	\$91,667.06	146	HUNTINGTON WV
ELIZABETH B WARNICK ATTORNEY	\$133,738.32	56	BRUCETON MILLS WV
ELIZABETH K CAMPBELL	\$4,952.10	6	OAK HILL WV
ELLEM LAW OFFICE	\$80.00	1	PARKERSBURG WV
ELLIOTT E WORKMAN PLLC	\$33,280.45	41	HUNTINGTON WV
ELSS EXECUTIVE REPORTING LLC	\$188.10	1	HAGERSTOWN MD
EMMA MICHELE ZIRKLE	\$396.55	1	SALEM WV
ENVISTA FORENSICS LLC	\$28,450.00	4	ATLANTA GA
ERIC K POWELL	\$155,444.25	86	CLIFTON TX
ERIC S BLACK	\$1,327.92	1	BERKELEY SPRINGS WV
ERICA BRANNON GUNN ATT AT LAW PLLC	\$36,484.31	206	HUNTINGTON WV
ERIN CLARK	\$11,582.00	15	SHEPHERDSTOWN WV
F JOHN OSHOWAY	\$69,758.92	51	PARKERSBURG WV
FAMILY LAW ASSOCIATES	\$4,281.72	1	CLARKSBURG WV
FARNSWORTH LAW OFFICE	\$136,171.92	321	CLIFTON TX
FLANIGAN LAW OFFICE	\$17,575.08	47	HUNTINGTON WV
FORENSIC CONSULTANTS AND ENGINEERS INC	\$3,142.60	1	MONROEVILLE PA
FORENSIC ENGINEERING INTERNATIONAL LLC	\$3,500.00	1	BUMPASS VA
FORENSIC SOLUTIONS INC	\$27,125.00	1	INDEPENDENCE MO
FRANCES C WHITEMAN	\$50,538.17	54	MORGANTOWN WV
FRANCIS ERIC M	\$70,647.71	58	HUNTINGTON WV
FRAZIER OXLEY & PROCTOR LC	\$2,052.59	3	HUNTINGTON WV
FRED F HOLROYD	\$53,558.54	84	GARDENDALE AL
FREDERICK M WENTLING	\$3,212.50	1	LEBANON PA
FREEMAN LAW OFFICES	\$98,345.94	207	CLIFTON TX
FREMOUW SIGLEY & BAKER PSYCHOLOGICAL ASSOCIATES PLLC	\$18,425.00	10	MORGANTOWN WV
FUNKHOUSER & SMITH PLLC	\$189,161.50	252	HUNTINGTON WV
G TODD HOUCK ATTORNEY AT LAW LC	\$26,203.99	73	MULLENS WV
GAIL IDA MICHELSON	\$37,831.98	104	CHARLESTON WV
GARCIA LAW PLLC	\$27,655.83	27	FAIRMONT WV
GARRETT & GARRETT	\$27,475.67	19	MATHIAS WV
GARVIN LAW PLLC	\$154,513.50	118	NUTTER FORT WV
GAYDOS & TURNER PLLC	\$5,415.19	7	KINGWOOD WV
GEARY & GEARY LC	\$23,838.49	35	PETERSBURG WV
GENTILOZZI & ASSOCIATES	\$85,442.63	296	CLARKSBURG WV
GEORGE M TORRES	\$21,347.17	23	VIENNA WV
GLAZER SAAD ANDERSON LC	\$114,702.03	121	CLIFTON TX

<b>PUBLIC DEFENDER SERVICES APPOINTED COUNSEL FEES AND EXPENSES PAID FISCAL YEAR 2024</b>			
<b>FEES</b>		<b>(ALPHABETICAL ORDER)</b>	
<b>PAYEE</b>	<b>TOTAL \$</b>	<b># OF CLAIMS</b>	<b>OFFICE LOCATION</b>
GLORIA M STEPHENS	\$18,753.04	20	WELCH WV
GLOVER LAW FIRM PLLC	\$34,638.54	17	MARTINSBURG WV
GLOVER LEGAL PLLC	\$28,095.31	33	CLARKSBURG WV
GORDON L MOWEN II	\$33,238.41	54	SCOTT DEPOT WV
GRANT M SHERMAN PLLC	\$28,620.98	34	ROMNEY WV
GREGG PHILLIP DAVIS	\$174,920.64	188	ARTHURDALE WV
GREGORY G MICHAEL	\$80,509.49	194	FAIRMONT WV
GREGORY R TINGLER	\$166,749.52	164	HUNTINGTON WV
GREINER & CYRUS LC	\$47,314.79	59	HUNTINGTON WV
GRIFFIN & ASSOCIATES	\$36,666.89	7	HUNTINGTON WV
GRUNAU LAW OFFICES PLLC	\$73,036.59	44	HUNTINGTON WV
GUNNOE LAW OFFICE	\$89,507.80	96	LEWISBURG WV
GWALTNEY LAW OFFICE	\$50,058.15	64	DELLSLOW WV
HAILEA S HARRISON	\$546.70	1	MORGANTOWN WV
HAMILTON NEAL J	\$3,859.45	3	FAIRMONT WV
HAMMONDS LAW OFFICE PLLC	\$2,830.59	1	CLIFTON TX
HANDLEY & HUNT PLLC	\$121,283.67	89	POINT PLEASANT WV
HARCLERODE LAW PLLC	\$56,330.63	137	SHINNSTON WV
HARDY LAW FIRM	\$85,965.88	43	HILLSBORO WV
HARRAH AND CAMPBELL ATTORNEYS AT LAW PLLC	\$33,227.01	45	FAYETTEVILLE WV
HARVEY & JANUTOLO	\$417.86	1	HUNTINGTON WV
HATFIELD & HATFIELD PLLC	\$18,878.66	57	MADISON WV
HATFIELD LAW A LEGAL CORPORATION	\$4,335.85	1	BARBOURSVILLE WV
HAWKINS JAMES E JR	\$108,550.85	179	BUCKHANNON WV
HAYDEN & ASSOCIATES LC	\$17,519.10	27	HUNTINGTON WV
HD FORENSICS LIMITED LIABILITY COMPANY	\$6,000.00	1	ERIE PA
HENDERSHOT PROCESS SERVING & INVESTIGATIONS	\$12,121.82	5	PARKERSBURG WV
HENDRICKSON & LONG PLLC	\$153,440.00	63	CHARLESTON WV
HERBERT L HIVELY	\$176,002.23	497	GARDENDALE AL
HINZMAN LAW PLLC	\$8,953.90	4	MORGANTOWN WV
HOLLANDSWORTH RICHARD W	\$43,641.37	130	GARDENDALE AL
HOLLY JEANETTE BOWLING	\$7,012.22	8	CRUM WV
HOLSTEIN LAW OFFICE	\$11,775.51	34	MADISON WV
HONAKER LAW OFFICE PLLC	\$46,568.47	73	RIPLEY WV
HOWARD J BLYLER ATTORNEY AT LAW	\$53,666.91	76	COWEN WV
HUGHART LAW OFFICE	\$113,577.52	60	SISSONVILLE WV
HUMBERSON DON A	\$140,651.37	44	GARDENDALE AL
HUNTER ESCUE LAW PRACTICE CO	\$190,088.47	462	HURRICANE WV
HUNTER LAW OFFICE	\$72,259.72	58	SCOTT DEPOT WV
HYLTON LAW OFFICE PLLC	\$107,951.07	39	FAYETTEVILLE WV
HYRE LAW	\$25,780.75	9	KINGWOOD WV
IAN T MASTERS	\$113,233.47	183	GERRARDSTOWN WV
ISNER LAW OFFICE LC INC	\$2,397.26	2	HUNTINGTON WV

<b>PUBLIC DEFENDER SERVICES APPOINTED COUNSEL FEES AND EXPENSES PAID FISCAL YEAR 2024</b>			
<b>FEES</b>		<b>(ALPHABETICAL ORDER)</b>	
<b>PAYEE</b>	<b>TOTAL \$</b>	<b># OF CLAIMS</b>	<b>OFFICE LOCATION</b>
J A M LAW PLLC	\$161,282.20	188	HUNTINGTON WV
J GREGORY LAW FIRM LC	\$2,061.14	1	OAKLAND MD
J LAW	\$117,633.92	72	VIENNA WV
J M EVANS LAW LLC	\$22,315.49	54	GALLIPOLIS OH
J ROBEY LAW PLLC	\$65,817.51	96	BRIDGEPORT WV
JACK WOOD	\$69,294.05	59	WEIRTON WV
JACKSON KELLY PLLC	\$21,030.13	28	CHARLESTON WV
JAMELLA L LOCKWOOD	\$220,333.11	258	BUCKHANNON WV
JAMES A MCCOY	\$35,129.70	48	HAMLIN WV
JAMES D STACY	\$5,237.80	9	HUNTINGTON WV
JAMES GRIESACKER	\$37,348.48	59	CLIFTON TX
JAMES LAW FIRM	\$2,228.00	4	KEYSER WV
JAMES R MILAM II ATTORNEY AT LAW PLLC	\$4,620.10	20	SUMMERSVILLE WV
JAMES RUDOLPH MARTIN	\$36,037.50	88	CHARLESTON WV
JANETTE M CAMPBELL	\$804.65	1	SUTTON WV
JANUTOLO LAW PLLC	\$168,646.49	322	HUNTINGTON WV
JARED S FRAME ATTORNEY AT LAW PLLC	\$10,552.75	10	SUTTON WV
JARRELL LAW OFFICE	\$25,335.01	14	WAYNE WV
JASON D HARWOOD	\$33,926.73	58	LOGAN WV
JASON S LORD	\$76,619.16	73	CHARLESTON WV
JAY W GERBER JR	\$6,382.00	15	VIENNA WV
JEFFREY B REED ATTORNEY PLLC	\$56,114.95	26	PARKERSBURG WV
JEFFREY K MATHERLY	\$15,477.45	4	MARTINSBURG WV
JENNIFER D MEETEER	\$293.39	1	PRINCETON WV
JENNIFER J MEADOWS	\$411.95	1	WEST HAMLIN WV
JENNIFER L ANDERSON PLLC	\$23,345.71	24	HUNTINGTON WV
JENNIFER N TAYLOR	\$28,706.00	94	CHARLESTON WV
JESSICA E MYERS	\$29,061.00	37	PARKERSBURG WV
JIMMIE L VALENTINE SR	\$4,750.00	1	GULFPORT MS
JIMMY SCOTT MCPHERSON JR	\$90,571.49	37	HUNTINGTON WV
JL COCHRAN LAW	\$45,295.02	27	BELLEVILLE WV
JOEL BAKER LAW PLLC	\$179,586.45	188	SPENCER WV
JOHN A SCOTT	\$64,434.88	58	GARDENDALE AL
JOHN C ROGERS ATTORNEY AT LAW PLLC	\$106,531.77	163	HUNTINGTON WV
JOHN CLARK ANDERSON	\$1,176.75	1	HUNTINGTON WV
JOHN E ARTIMEZ JR	\$6,148.51	3	WHEELING WV
JOHN F PARKULO	\$99,706.00	54	HUNTINGTON WV
JOHN GILBERT GALAZNIK	\$3,000.00	1	NORTHPORT AL
JOHN J BALENOVICH LAW OFFICES INC	\$18,516.52	33	CHARLESTON WV
JOHN M JURCO	\$230,419.37	100	ST CLAIRSVILLE OH
JOHN M THOMPSON	\$35,877.70	62	HUNTINGTON WV
JOHN WOODS	\$43,698.39	50	BELLEVILLE WV
JOHNS & ASSOCIATES PLLC	\$3,204.74	14	CHARLESTON WV
JOHNSON LAW OFFICE PLLC	\$6,538.31	10	ELEANOR WV

<b>PUBLIC DEFENDER SERVICES APPOINTED COUNSEL FEES AND EXPENSES PAID FISCAL YEAR 2024</b>			
<b>FEES</b>		<b>(ALPHABETICAL ORDER)</b>	
<b>PAYEE</b>	<b>TOTAL \$</b>	<b># OF CLAIMS</b>	<b>OFFICE LOCATION</b>
JONATHAN C SWEENEY	\$13,366.21	24	HUNTINGTON WV
JONATHAN FITTRO	\$96,393.01	76	HUNTINGTON WV
JOSEPH A CURIA III	\$33,233.48	36	CHARLESTON WV
JOSHUA D BROWN	\$66,541.42	60	CLIFTON TX
JOSHUA W ORNDORFF PLLC	\$85,057.05	174	MOOREFIELD WV
JTJ LAW PLLC	\$786.00	1	CHARLESTON WV
JUBA-PLUMLEY ROSALEE	\$14,013.50	9	ELEANOR WV
JUDY & JUDY	\$7,034.62	10	MOOREFIELD WV
JUDY LAW OFFICE PLLC	\$242.06	2	ELKINS WV
JUSTON H MOORE PLLC	\$111,074.62	198	WAYNE WV
KAREN A JORDAN	\$366.00	2	HURRICANE WV
KARICKHOFF DAVID	\$44,511.37	185	SUTTON WV
KATHY J DAVIS	\$2,883.65	5	FT GAY WV
KATRINA M CHRIST ATTORNEY AT LAW	\$88,829.10	168	CLIFTON TX
KATZ KANTOR STONESTREET & BUCKNER PLLC	\$105,062.60	71	PRINCETON WV
KATZ WORKING FAMILIES LAW FIRM LC	\$16,505.19	11	CHARLESTON WV
KAUFMAN & MCPHERSON PLLC	\$5,294.39	8	BRIDGEPORT WV
KAYSER LAYNE & CLARK PLLC	\$50.00	1	POINT PLEASANT WV
KEATON FRAZER MILLESON & DANTE PLLC	\$44,928.08	66	ROMNEY WV
KEITH SKEEN ATTORNEY AT LAW	\$31,191.91	54	BUCKHANNON WV
KEITH WHITE ATTORNEY AT LAW	\$99,010.08	117	ST MARYS WV
KENNETH E CHITTUM AND ASSOCIATES PLLC	\$100,181.68	83	HUNTINGTON WV
KENNETH J BARNETT LC	\$12,517.70	4	SUMMERSVILLE WV
KENNETH P HICKS LC	\$5,678.00	6	HUNTINTON WV
KENNY R STARCHER	\$149,234.00	102	CLIFTON TX
KETTERING DELLIGATTI LAW OFFICES PLLC	\$43,674.10	83	FAIRMONT WV
KEVIN J WATSON ATTORNEY AT LAW	\$462.12	1	MARTINSBURG WV
KEVIN P DAVIS	\$14,950.04	46	CLIFTON TX
KEVIN R CONNOLEY	\$11,406.17	6	MORGANTOWN WV
KIRKPATRICK LAW OFFICE PLLC	\$162,519.54	244	HUNTINGTON WV
KLATT LAW OFFICES PLLC	\$137,456.59	117	CLIFTON TX
KLIE LAW OFFICES PLLC	\$4,127.95	3	BUCKHANNON WV
KOPELMAN & ASSOCIATES LC	\$130.79	1	CHARLESTON WV
KOSTENKO & OSGOOD LC	\$98,456.40	135	HUNTINGTON WV
KRATOVIL LAW OFFICES PLLC	\$99,120.90	171	GARDENDALE AL
KRISTEN D ANTOLINI	\$1,698.41	23	MORGANTOWN WV
KRISTOPHER FAERBER	\$52,754.97	37	HUNTINGTON WV
KUENZEL & ASSOCIATES PLLC	\$17,157.09	18	CHAPMANVILLE WV
KUHN & HAINES LC	\$45,665.51	59	KEYSER WV
KUHN LAW OFFICE PLLC	\$99,374.38	612	HUNTINGTON WV
KURELAC LAW OFFICE	\$83,626.93	62	MOUNDSVILLE WV
L SCOTT BRISCOE	\$29,190.59	102	DANVILLE WV
L VICTOR NAVY	\$63,790.08	111	GARDENDALE AL
LACY LAW OFFICES L C	\$3,227.58	5	CHARLESTON WV

<b>PUBLIC DEFENDER SERVICES APPOINTED COUNSEL FEES AND EXPENSES PAID FISCAL YEAR 2024</b>			
<b>FEES</b>		<b>(ALPHABETICAL ORDER)</b>	
<b>PAYEE</b>	<b>TOTAL \$</b>	<b># OF CLAIMS</b>	<b>OFFICE LOCATION</b>
LAMBERT LAW OFFICES PLLC	\$42,019.38	45	HURRICANE WV
LANCE E ROLLO	\$48,409.93	88	MORGANTOWN WV
LANE INVESTIGATIONS LLC	\$13,310.06	2	GRAYSON KY
LATACHIA MILLER ESQUIRE PLLC	\$114,771.18	106	BECKLEY WV
LAURA E SPADARO	\$4,617.69	1	WHITE SULPHUR SPRINGS WV
LAURA RICHMOND MOYE PLLC	\$1,896.00	5	BECKLEY WV
LAUREL RIDGE PSYCHOLOGICAL ASSOCIATES LLC	\$2,100.00	1	PRINCETON WV
LAUREN THOMPSON	\$26,742.00	25	WILLIAMSON WV
LAW FIRM OF A JOSEPH MUNOZ	\$45,493.00	24	PARKERSBURG WV
LAW OFFICE OF B SCOTT WOLFE PLLC	\$43,529.34	52	HARRISVILLE WV
LAW OFFICE OF CHRISTOPHER M WILSON PLLC	\$59,283.88	40	FAIRMONT WV
LAW OFFICE OF COURTNEY L AHLBORN PLLC	\$42,452.96	44	CLIFTON TX
LAW OFFICE OF DAVID A MASCIO	\$204,521.65	38	CLIFTON TX
LAW OFFICE OF DAVID B KELLEY	\$132,415.57	86	PRINCETON WV
LAW OFFICE OF DEBBIE FLOWERS PAYNE	\$65,529.21	32	CHARLES TOWN WV
LAW OFFICE OF FOLICKMAN & TURKETT PLLC	\$90,118.81	346	GARDENDALE AL
LAW OFFICE OF GREG K SMITH PLLC	\$15,554.00	20	WILLIAMSON WV
LAW OFFICE OF HUNTER SIMMONS	\$56,651.36	240	BUCKHANNON WV
LAW OFFICE OF IRA RICHARDSON PLLC	\$352,383.74	353	CLIFTON TX
LAW OFFICE OF JENNIFER MEETEER PLLC	\$4,030.78	3	BECKLEY WV
LAW OFFICE OF JUSTIN D PRITT PLLC	\$27,166.26	24	GARDENDALE AL
LAW OFFICE OF KAREN S HATFIELD PLLC	\$177,367.85	387	CLIFTON TX
LAW OFFICE OF KEVIN C SPONAUGLE PLLC	\$168,731.33	174	FRANKLIN WV
LAW OFFICE OF KIMBERLY E MCGANN PLLC	\$39,159.24	73	HUNTINGTON WV
LAW OFFICE OF LISA A GREEN	\$88,766.47	41	SHEPHERDSTOWN WV
LAW OFFICE OF MICHAEL SAFCSAK PLLC	\$92,927.33	181	CLIFTON TX
LAW OFFICE OF REBECCA S JOHNSON	\$186,696.07	101	CLIFTON TX
LAW OFFICE OF ROBBY N LONG LC	\$50,504.89	56	WINFIELD WV
LAW OFFICE OF WARD MORGAN	\$43,486.77	53	BLUEFIELD WV
LAW OFFICES OF BARBARA LYNN UTT	\$46,016.20	31	CLIFTON TX
LAW OFFICES OF CARIN KRAMER PLLC	\$40,019.86	68	LEWISBURG WV
LAW OFFICES OF CRAIG P ERHARD PLLC	\$7,924.72	21	FAIRMONT WV
LAW OFFICES OF DR JUAN PITTALUGA ESQ PLLC	\$2,853.77	3	MARTINSBURG WV
LAW OFFICES OF DREAMA D SINKKANEN	\$55,601.95	55	HUNTINGTON WV
LAW OFFICES OF JAMES W GABEHART	\$1,680.69	1	LEBANON TN
LAW OFFICES OF JASON STEDMAN	\$77,167.72	115	MARTINSBURG WV
LAW OFFICES OF JOHN B BROOKS PLLC	\$40,172.99	25	HUNTINGTON WV
LAW OFFICES OF PAUL G TAYLOR PLLC	\$74,790.22	85	MARTINSBURG WV
LAW OFFICES OF VANESSA LYNN RODRIGUEZ	\$5,267.19	4	BRIDGEPORT WV
LAWRENCE E SHERMAN JR LC	\$92,785.56	110	ROMNEY WV
LELA WALKER ATTORNEY AT LAW PLLC	\$107,093.15	243	OCEANA WV
LENA D PRATT	\$41,765.35	28	LOGAN WV
LESLIE L MAZE	\$31,354.50	33	ELIZABETH WV
LESLIE LEGAL PLLC	\$145,180.69	119	CLIFTON TX

<b>PUBLIC DEFENDER SERVICES APPOINTED COUNSEL FEES AND EXPENSES PAID FISCAL YEAR 2024</b>			
<b>FEES</b>		<b>(ALPHABETICAL ORDER)</b>	
<b>PAYEE</b>	<b>TOTAL \$</b>	<b># OF CLAIMS</b>	<b>OFFICE LOCATION</b>
LEWIS GIANOLA PLLC	\$4,189.61	3	CHARLESTON WV
LIGHTNER LAW OFFICES PLLC	\$75,382.20	72	SCOTT DEPOT WV
LISA A ESTES ATTORNEY AT LAW	\$223.42	1	HURRICANE WV
LOCKWOOD & LOCKWOOD	\$40,534.00	21	HUNTINGTON WV
LONG LAW OFFICES PLLC	\$63,325.40	87	SCOTT DEPOT WV
LOSH MOUNTAIN LEGAL SERVICES	\$175,240.07	105	CLARKSBURG WV
LOUIE T PRICE	\$12,877.30	14	HUNTINGTON WV
LUPARDUS LAW OFFICE	\$242,970.58	313	CLIFTON TX
LUSK & BRADFORD PLLC	\$23,432.00	24	BECKLEY WV
LYNCH LAW OFFICE	\$422.76	2	LERONA WV
LYONS PHILLIPS LEGAL GROUP PLLC	\$367,542.96	582	MORGANTOWN WV
M SANTA BARBARA LAW OFFICE	\$27,140.48	73	MARTINSBURG WV
MAGANN LAW OFFICE PLLC	\$183,862.83	107	BLUEFIELD WV
MAIER LAW OFFICE LLC	\$23,694.93	9	PRINCETON WV
MALLETT SHANE M LAW OFFICES	\$10,240.32	13	WHEELING WV
MALTASE FIRE INVESTIGATION	\$36,000.00	3	MORGANTOWN WV
MANN & MANN LAW OFFICE	\$38,707.39	40	HINTON WV
MARCIA L CHANDLER	\$3,780.70	6	GREENCASTLE PA
MARCUM LAW OFFICE	\$24,166.02	53	WILLIAMSON WV
MARK A BRAMBLE	\$195,066.56	208	CHARLESTON WV
MARK D PANEPINTO	\$47,090.65	5	WHEELING WV
MARK E HOBBS	\$8,142.00	4	CHAPMANVILLE WV
MARK EVERETT ATTORNEY AT LAW PLLC	\$84.00	1	MORGANTOWN WV
MARLA ZELENE HARMAN	\$54,080.41	22	HUNTINGTON WV
MARTIN LAW FIRM	\$21,581.73	40	NITRO WV
MARTINO GARY J	\$41,218.33	61	ANMOORE WV
MASON BARNHART	\$8,995.85	6	WEIRTON WV
MATTHEW C BROCK	\$107,267.25	111	MORGANTOWN WV
MATTHEW CRIMMEL	\$197.43	1	MORGANTOWN WV
MATTHEW HALL FAIR ATTORNEY AT LAW	\$35,746.00	55	ELKINS WV
MAVEN PSYCHOLOGY GROUP PC	\$1,000.00	1	CHEVY CHASE MD
MAX H WHITE PLLC	\$52,103.72	113	KEYSER WV
MCCASE LAW FIRM PLLC	\$59,568.00	48	PARKERSBURG WV
MCCLUNG LAW OFFICES	\$31,349.88	29	GARDENDALE AL
MCCLURE GOAD PLLC	\$41,558.41	115	HUNTINGTON WV
MCCLURE LAW PLLC	\$150,190.99	107	CLARKSBURG WV
MCCOID LAW OFFICES PLLC	\$102,941.85	92	WHEELING WV
MCCOY INJURY LAW PLLC	\$20,976.63	7	FAIRMONT WV
MED LEGAL PRO LLC	\$6,050.00	1	SPRING BROOK TWP PA
MEGAN JOSEPH	\$4,412.10	1	RIVESVILLE WV
MEIER FIRE INVESTIGATION LLC	\$843.75	1	PALMETTO FL
MELISHA D C SOUDERS	\$28,852.86	11	BERKELEY SPRINGS WV
MELISSA T ROMAN PLLC	\$91,066.73	77	MOUNT CLARE WV
MICHAEL ALLEN HICKS	\$54,365.72	92	GRANTSVILLE WV

<b>PUBLIC DEFENDER SERVICES APPOINTED COUNSEL FEES AND EXPENSES PAID FISCAL YEAR 2024</b>			
<b>FEES</b>		<b>(ALPHABETICAL ORDER)</b>	
<b>PAYEE</b>	<b>TOTAL \$</b>	<b># OF CLAIMS</b>	<b>OFFICE LOCATION</b>
MICHAEL E FROBLE	\$39,770.00	31	HUNTINGTON WV
MICHAEL N EACHUS	\$18,937.35	10	HUNTINGTON WV
MICHAEL R WHITT	\$211,334.00	102	HUNTINGTON WV
MICHELE G HANKINS	\$427.05	1	HUNTINGTON WV
MICHELLE L JAWORSKI	\$369.60	1	DILLONVALE OH
MILLS KEVIN D & ASSOCIATES PLLC	\$1,444.00	4	CLIFTON TX
MORIAH MYERS	\$82,333.39	46	HUNTINGTON WV
MOSES JOSEPH J	\$117,317.32	55	WHEELING WV
MOUNTAINEER LEGAL SERVICES PLLC	\$190,731.75	521	GARDENDALE AL
MOUNTS & WHITE PLLC	\$5,788.40	7	GILBERT WV
NANCY A DALBY ATTORNEY AT LAW	\$40,881.87	13	GARDENDALE AL
NANCY MCNEALY CCR	\$3,533.40	3	CHARLESTON WV
NANNERS LAW OFFICE PLLC	\$118,378.56	152	BUCKHANNON WV
NATIONAL MEDICAL SERVICES INC	\$4,083.37	1	PHILADELPHIA PA
NEISWONGER & WHITE	\$202,284.62	342	GARDENDALE AL
NELSON LEGAL SERVICES LC	\$76,963.63	81	PETERSBURG WV
NESSER LAW FIRM	\$162,562.05	152	HUNTINGTON WV
NETZ LAW PLLC	\$29,103.64	55	CLIFTON TX
NEW STEPHEN P LC	\$850.67	2	BECKLEY WV
NIC DALTON LAW PLLC	\$137,466.24	43	PT PLEASANT WV
NICHOLS & SKINNER LC	\$406.38	1	CHARLES TOWN WV
NIGEL EVAN JEFFRIES	\$12,916.10	19	HEDGESVILLE WV
NOLAN LAW FIRM	\$100,944.00	202	HUNTINGTON WV
ORNDORFF MOWEN PLLC	\$9,326.15	5	SCOTT DEPOT WV
OSBORNE & ASSOCIATES PLLC	\$96,040.83	72	HUNTINGTON WV
PAGE CROYDER	\$6,904.52	4	HEDGESVILLE WV
PAMELA JEAN GAMES NEELY ATTORNEY AT LAW	\$183,775.73	97	KEARNEYSVILLE WV
PAUGH SUSAN K	\$22,545.41	11	MARTINSBURG WV
PAUL F KRADEL	\$14,600.00	3	SHEPHERDSTOWN WV
PAULA L HARBOUR ATTORNEY AT LAW PLLC	\$26,500.00	31	HUNTINGTON WV
PAYNE WILBERT A	\$2,714.55	8	BECKLEY WV
PENNINGTON & ASSOCIATES LTD	\$18,889.42	4	IRONTON OH
PERRYLAW LLC	\$27,674.74	10	CLIFTON TX
PETITTO LAW PLLC	\$3,199.28	3	GARDENDALE AL
PETTIJOHN LAW GROUP LC	\$44,577.73	113	HUNTINGTON WV
PHILLIP RAY AMICK	\$16,346.90	22	HUNTINGTON WV
PLANTS LAW FIRM PLLC	\$89,135.75	122	S CHARLESTON WV
POLVERINI AND WIATER PLLC	\$221,063.57	195	HUNTINGTON WV
POWELL & MAJESTRO PLLC	\$12,797.90	18	CHARLESTON WV
POWER BECK & MATZUREFF	\$38,259.56	30	MARTINSBURG WV
PRECISION LEGAL SERVICES LLC	\$6,008.30	1	CLIFTON TX
PRITT & SPANO PLLC	\$103,937.04	150	GARDENDALE AL
PSYCHOLOGICAL CONSULTING INC	\$3,750.00	3	MARTINSBURG WV
PULLIN FOWLER FLANAGAN BROWN & POE PLLC	\$135,112.83	120	CHARLESTON WV

<b>PUBLIC DEFENDER SERVICES APPOINTED COUNSEL FEES AND EXPENSES PAID FISCAL YEAR 2024</b>			
<b>FEES</b>		<b>(ALPHABETICAL ORDER)</b>	
<b>PAYEE</b>	<b>TOTAL \$</b>	<b># OF CLAIMS</b>	<b>OFFICE LOCATION</b>
R KEITH FLINCHUM	\$134,134.89	167	PRINCETON WV
RABER LAW OFFICES PLLC	\$6,998.00	13	CLIFTON TX
RALPH LEE BOOTEN	\$15,685.32	1	HUNTINGTON WV
RANDALL D WALL	\$24,506.00	289	HUNTINGTON WV
RAY LAW PLLC	\$100,266.00	76	HUNTINGTON WV
REBECCA ANN MATHEWS	\$11,164.06	34	ANDALUSIA AL
REBECCA E MICK	\$97,475.61	38	HUNTINGTON WV
REBECCA L TATE	\$4,463.00	2	FAIRMONT WV
REGINALD D HENRY ATTORNEY AT LAW PLLC	\$8,835.02	8	MABSCOTT WV
RICHARDSON DAVID B LAW OFFICE	\$154,116.58	173	WINFIELD WV
RJH LAW	\$156,869.12	216	INWOOD WV
ROBERT C CATLETT LAW OFFICE	\$47,567.93	38	WELLSBURG WV
ROBERT DUNLAP ESQ PLLC	\$61,583.19	44	BECKLEY WV
ROBERT E BARRAT	\$8,612.73	8	MARTINSBURG WV
ROBERT E WILKINSON ATTORNEY AT LAW	\$126,014.95	41	HUNTINGTON WV
ROBERT M WETTSTEIN MD	\$7,477.50	1	PITTSBURGH PA
ROBERT P MARTIN	\$26,719.93	2	MARLINTON WV
ROBERT W BRIGHT	\$36,410.62	19	MIDDLEPORT OH
ROBIN CISCO	\$21,800.00	12	HUNTINGTON WV
RODGERS JEFFREY S	\$39,397.30	81	HUNTINGTON WV
ROSINSKY LAW OFFICE	\$225,714.88	282	HUNTINGTON WV
ROZAS LAW OFFICE LLC	\$48,759.38	70	CUMBERLAND MD
RUMORA & RUMORA LC	\$110,211.34	80	HUNTINGTON WV
RUTH LAW OFFICES PLLC	\$240,463.79	308	HUNTINGTON WV
S2C GROUP LLC	\$10,260.00	7	SUMMIT POINT WV
SAAR PSYCHOLOGICAL GROUP PLLC	\$7,050.00	3	SOUTH CHARLESTON WV
SAL SELLARO CULPEPPER LEGAL GROUP PLLC	\$2,742.00	5	GARDENDALE AL
SAMMONS OLIVERO & PARASCHOS PLLC	\$2,354.00	5	HUNTINGTON WV
SANDERS & AUSTIN	\$75,077.64	106	HUNTINGTON WV
SANDRA L KELLEY	\$73.15	1	BUNKER HILL WV
SARA CHAPMAN LAW PLLC	\$111,487.60	121	HUNTINGTON WV
SARA HAWTHORNE BOHN	\$2,257.54	2	WEIRTON WV
SARABETH JETT	\$16,391.28	11	RAVENSWOOD WV
SARAH PAIGE VAN HORN	\$31,958.69	49	CLIFTON TX
SAUNDERS MESKE PLLC	\$47,980.30	21	SHEPHERDSTOWN WV
SAVILLE ROYCE B PLLC	\$598.00	4	ROMNEY WV
SCHEETZ CHRISTOPHER A	\$49,348.38	34	GARDENDALE AL
SCOTT A SHOUGH	\$99,376.25	154	FAIRMONT WV
SCOTT C BROWN LAW OFFICE	\$27,825.13	27	WHEELING WV
SEAN LOGUE PLLC	\$108,732.59	152	CARNEGIE PA
SELARIO LAW PLLC	\$1,428.00	5	CLARKSBURG WV
SELBE LAW FIRM PLLC	\$12,794.80	24	SUMMERSVILLE WV
SELDEN LAW OFFICES LC	\$75,122.68	39	BECKLEY WV
SENECA HEALTH SERVICES INC	\$323.80	1	SUMMERSVILLE WV

<b>PUBLIC DEFENDER SERVICES APPOINTED COUNSEL FEES AND EXPENSES PAID FISCAL YEAR 2024</b>			
<b>FEES</b>		<b>(ALPHABETICAL ORDER)</b>	
<b>PAYEE</b>	<b>TOTAL \$</b>	<b># OF CLAIMS</b>	<b>OFFICE LOCATION</b>
SHAFFER LAW OFFICES	\$66,974.01	48	WHEELING WV
SHAFFER & SHAFFER	\$87,896.68	78	MADISON WV
SHAFFER LAW	\$80,591.62	77	CHARLESTON WV
SHAFFER MADIA LAW PLLC	\$695.73	1	MORGANTOWN WV
SHARON CHILDERS	\$179,179.15	300	CLIFTON TX
SHAW & SHAW LC	\$164,017.98	233	HUNTINGTON WV
SHAWN D BAYLISS	\$41,816.68	57	HURRICANE WV
SHREVE LAW FIRM	\$25,418.82	15	CINCINNATI OH
SIDNEY H BELL	\$19,855.58	23	CLIFTON TX
SITES LAW FIRM	\$8,782.85	39	KEYSER WV
SKLAVOUNAKIS LAW OFFICE	\$26,324.00	18	WHEELING WV
SLAVEY & SHUMAKER PLLC	\$125,962.99	87	MORGANTOWN WV
SMITH CLINTON W	\$40,225.89	66	CHARLESTON WV
SNYDER & HASSIG	\$8,144.25	5	NEW MARTINSVILLE WV
SOUTHERN HIGHLANDS COMM MH CENTER	\$28.00	1	PRINCETON WV
SOUTHERN WV LAW CLINIC	\$248,179.03	81	GARDENDALE AL
SPILMAN THOMAS & BATTLE PLLC	\$18,922.94	15	CHARLESTON WV
STACY LAW OFFICES	\$94,000.67	174	HUNTINGTON WV
STALLINGS INVESTIGATION SERVICES LLC	\$5,064.93	2	WILMORE KY
STEED DEBRA L PLLC	\$37,182.59	36	PARKERSBURG WV
STEPHEN LESLIE MALLOW JR	\$94,729.44	117	ELKINS WV
STEPHEN MORRISON PRIVATE INVESTIGATIONS	\$3,541.04	1	HUNTINGTON WV
STEPTOE & JOHNSON PLLC	\$49,981.04	26	BRIDGEPORT WV
STERN & EISENBERG PC	\$13,203.47	11	WARRINGTON PA
STEVEN M THORNE	\$34,304.00	55	LOGAN WV
STONE ROBERT C JR PLLC	\$7,309.41	8	MARTINSBURG WV
STRATEGIC INVESTIGATIVE SOLUTIONS LLC	\$10,444.76	10	CHARLESTON WV
STREYLE INVESTIGATIVE SERVICES LLC	\$6,703.55	2	FAIRMONT WV
STROEBEL & STROEBEL PLLC	\$4,583.40	3	CHARLESTON WV
STURM HEIDI M GEORGI	\$81,471.85	37	GARDENDALE AL
SUSIE HILL ATTORNEY AT LAW PLLC	\$182,313.81	43	CROSS LANES WV
SUTTON & JANELLE ATTORNEYS AT LAW PLLC	\$14,318.57	24	MARTINSBURG WV
SWEENEY LAVERNE	\$102.00	1	GRAFTON WV
TALBERT LAW PLLC	\$80,392.98	99	HUNTINGTON WV
TALIA M BAER	\$4,465.80	10	RACINE OH
TAYLOR HINKLE & TAYLOR INC	\$54,535.85	26	BECKLEY WV
TENISHA DAWN CLINE	\$487,063.70	230	CLIFTON TX
THE ASPEN LAW OFFICE PLLC	\$112,353.43	64	DANIELS WV
THE BISCHOFF LAW FIRM PLLC	\$138,934.17	50	SHEPHERDSTOWN WV
THE BRIGHT LAW FIRM PLLC	\$89,876.25	82	KINGWOOD WV
THE BRUCE CLARK LAW FIRM LLC	\$4,121.01	15	STEUBENVILLE OH
THE FORD LAW FIRM PLLC	\$77,457.66	111	LEWISBURG WV
THE KUHL LAW OFFICE PLLC	\$118,727.49	153	HURRICANE WV
THE LAW OFFICE OF MORRIS C DAVIS	\$56,226.49	66	BELINGTON WV

<b>PUBLIC DEFENDER SERVICES APPOINTED COUNSEL FEES AND EXPENSES PAID FISCAL YEAR 2024</b>			
<b>FEES</b>		<b>(ALPHABETICAL ORDER)</b>	
<b>PAYEE</b>	<b>TOTAL \$</b>	<b># OF CLAIMS</b>	<b>OFFICE LOCATION</b>
THE LAW OFFICE OF SARA B HALL PLLC	\$131,126.52	122	GARDENDALE AL
THE LAW OFFICE OF TAYLOR GRAHAM	\$52,886.21	61	HUNTINGTON WV
THE LAW OFFICES OF CLARISSA M BANKS PLLC	\$108,874.63	89	MORGANTOWN WV
THE MACKENZIE HOLDREN LAW FIRM PLLC	\$83,387.81	202	HUNTINGTON WV
THE REBROOK LAW OFFICE	\$4,442.00	8	CHARLESTON WV
THE RECTOR AND VISITORS OF THE UNIVERSITY OF VIRGINIA	\$11,250.00	1	CHARLOTTESVILLE VA
THE RIDDELL LAW GROUP PLLC	\$31,478.78	39	MARTINSBURG WV
THE TASA GROUP INC	\$587.65	1	TROOPER PA
THE WRIGHT LAW FIRM	\$28,618.19	49	MARTINSBURG WV
THEODORE L TSORAS	\$2,268.75	1	POWHATAN POINT OH
THIRD EYE FORENSIC CONSULTANCY LLC	\$5,622.18	1	CLIFTON TX
THOMAS HANNA EVANS PLLC	\$172,023.10	190	CLIFTON TX
THOMAS J PRALL	\$49,071.20	102	WESTON WV
THOMAS R ADAMSKI	\$17,720.00	5	PHILIPPI WV
TIMBERA C WILCOX	\$104,004.80	248	CLIFTON TX
TIMOTHY H PRENTICE	\$122,751.67	192	HUNTINGTON WV
TINCHER LAW PLLC	\$9,464.61	29	HURRICANE WV
TIPTON LAW OFFICES	\$15,994.84	24	MORGANTOWN WV
TISSUE PHILIP J	\$1,949.33	4	OAK HILL WV
TODD MICHAEL NEUMYER	\$1,203.88	1	HARRISBURG PA
TRACY P HERRON-RICE	\$3,938.75	12	MOOREFIELD WV
TRAVIS SAYRE	\$85,234.04	48	PARKERSBURG WV
TREADWAY JOHN H JR	\$62,706.37	70	MOOREFIELD WV
TRUMP & TRUMP LC	\$65,677.05	34	BERKELEY SPRINGS WV
TYREE EMBREE & ASSOCIATES PLLC	\$9,825.96	22	HURRICANE WV
UMINA LEGAL PLLC	\$82,054.55	60	CLIFTON TX
UNIVERSITY HEALTH ASSOCIATES	\$8,112.50	2	MORGANTOWN WV
VAN ZANT SUSAN J LC	\$87,353.54	127	WILLIAMSON WV
VARNER & VAN VOLKENBURG PLLC	\$19,587.93	16	CLARKSBURG WV
VAUGHAN INVESTIGATIONS	\$3,673.26	4	BRADLEY WV
VERONICA L BIRD	\$2,808.00	2	ATHENS WV
VICTOR & VICTOR LLP	\$253,722.56	274	GARDENDALE AL
VITAL & VITAL LC	\$4,336.29	2	HUNTINGTON WV
VITAL RICHARD L	\$7,214.00	12	BARBOURSVILLE WV
WALLACE MICHAEL K	\$37,341.39	51	SOUTH CHARLESTON WV
WALTERS & HEISHMAN PLLC	\$8,349.37	17	MOOREFIELD WV
WALTERS LAW FIRM PLLC	\$43,608.72	39	CHARLESTON WV
WARD LAW OFFICES PLLC	\$1,220.50	4	BECKLEY WV
WATSON LAW PLLC	\$46,476.14	48	CLARKSBURG WV
WEATHERHOLT LEGAL SERVICES PLLC	\$114,051.45	144	MOOREFIELD WV
WELLS H DILLON	\$126,662.21	100	GARDENDALE AL
WHEATON LAW PLLC	\$10,981.61	15	MARTINSBURG WV
WHITTEN LAW OFFICE LC	\$177,016.51	232	CLIFTON TX

<b>PUBLIC DEFENDER SERVICES APPOINTED COUNSEL FEES AND EXPENSES PAID FISCAL YEAR 2024</b>			
<b>FEES</b>		<b>(ALPHABETICAL ORDER)</b>	
<b>PAYEE</b>	<b>TOTAL \$</b>	<b># OF CLAIMS</b>	<b>OFFICE LOCATION</b>
WIEDEL DIANA CARTER	\$111,428.40	44	GARDENDALE AL
WILDMAN ERIC KEITH	\$58,722.72	95	GARDENDALE AL
WILLIAM C BREWER & ASSOCIATES PLLC	\$50,937.16	28	MORGANTOWN WV
WILLIAM C DUTY ATTORNEY OF LAW	\$23,074.86	73	HUNTINGTON WV
WILLIAM E GALLOWAY ATTORNEY AT LAW	\$760.18	1	WEIRTON WV
WILLIAM E WATSON	\$1,374.00	1	WELLSBURG WV
WILLIAM L PENNINGTON	\$39,031.52	34	MORGANTOWN WV
WILLIAM O HUFFMAN	\$28,676.97	26	PRINCETON WV
WILLIAM PRENTICE YOUNG PLLC	\$62,856.22	7	GARDENDALE AL
WILLIAM T NESTOR PLLC	\$26,415.03	47	ELKINS WV
WILLIAM T RICE	\$103,253.78	47	GARDENDALE AL
WILLIAMS JOHN E JR	\$93,966.18	126	PRINCETON WV
WILSON FRAME & METHENEY PLLC	\$31,175.34	3	MORGANTOWN WV
WILSON LAW OFFICE	\$122,495.28	222	HUNTINGTON WV
WINCHESTER PSYCHOLOGICAL ASSESSMENT LLC	\$6,726.25	2	WINCHESTER VA
WOLFE WHITE & ASSOCIATES	\$9,826.00	31	LOGAN WV
WV PRIVATE EYE LLC	\$248.42	1	SOUTH CHARLESTON WV
YANNI LAW FIRM	\$6,977.35	3	CHARLES TOWN WV
YOST LAW PLLC	\$72,420.75	98	WESTOVER WV
ZIEGLER & ZIEGLER LC	\$216.00	2	HINTON WV
<b>APPOINTED COUNSEL VOUCHERS</b>	<b>\$33,357,957.60</b>	<b>37,953</b>	

<b>PUBLIC DEFENDER SERVICES APPOINTED COUNSEL FEES AND EXPENSES PAID FISCAL YEAR 2024</b>			
<b>DIRECT EXPENSE VOUCHERS</b>		<b>(ALPHABETICAL ORDER)</b>	
<b>DIRECT EXPENSE VOUCHERS</b>	<b>TOTAL \$</b>	<b># OF CLAIMS</b>	<b>OFFICE LOCATION</b>
ABLE AND ASSOCIATES INVESTIGATIONS AND FORENSICS CONSULTING LLC	\$483.69	1	PRINCETON WV
ADVANCED ENGINEERING ASSOCIATES	\$4,042.96	1	CHARLESTON WV
AMANDA J PICKENS	\$352.75	2	SOUTH CHARLESTON WV
ANNE R OWENS	\$130.05	1	LEWISBURG WV
BARTON INVESTIGATIONS	\$13,234.10	9	PARKERSBURG WV
BETLERS REPORTING & LEGAL VIDEO SERVICES LLC	\$838.60	1	HUNTINGTON WV
BLUE RIDGE PSYCHOLOGICAL ASSOCIATES LLC	\$7,519.68	2	CROZET VA
BREWSTER INVESTIGATIONS	\$42,436.74	28	CLIFTON TX
CABELLS PRIVATE INVESTIGATION	\$5,951.60	3	HUNTINGTON WV
CHARLESTON AREA MEDICAL CENTER	\$3,722.50	1	CHARLESTON WV
CLAUDETTE M GAUJOT-TURNER	\$462.00	6	HARPERS FERRY WV
CLAYMAN & ASSOCIATES PLLC	\$3,752.00	2	CHARLESTON WV
CLEMENT CONSULTING LLC	\$2,100.00	1	RALEIGH NC
CLIFTON R HUDSON PHD	\$1,750.00	1	CHARLESTON WV
CONNIE D DEMUTH	\$2,922.15	1	HURRICANE WV
COOK SERVICES & INVESTIGATIONS	\$12,343.04	8	LOST RIVER WV
CORNELL INVESTIGATIONS LLC	\$69,002.20	166	HARRISVILLE WV
CROCK HAMRICK REPORTING SERVICES	\$127.05	2	INWOOD WV
DAWN SHANNON BLANKENSHIP	\$4,736.70	5	MOUNDSVILLE WV
DEBRA M WINDOM	\$616.00	5	HARRISVILLE WV
DEVIL DOG INVESTIGATIONS	\$1,546.19	3	WEIRTON WV
DIGITAL FORENSIC INVESTIGATIONS LLC	\$6,725.00	2	MORGANTOWN WV
DOLORES S BROWN	\$43.00	1	ST ALBANS WV
E A S WINCHESTER PLLC	\$2,500.00	1	WINCHESTER VA
ELISA KRACKOW	\$2,000.00	1	MORGANTOWN WV
ELITE INVESTIGATIONS INC	\$87,360.38	25	HUNTINGTON WV
ELSS EXECUTIVE REPORTING LLC	\$188.10	1	HAGERSTOWN MD
EMMA MICHELE ZIRKLE	\$396.55	1	SALEM WV
ENVISTA FORENSICS LLC	\$28,450.00	4	ATLANTA GA
FORENSIC CONSULTANTS AND ENGINEERS INC	\$3,142.60	1	MONROEVILLE PA
FORENSIC ENGINEERING INTERNATIONAL LLC	\$3,500.00	1	BUMPASS VA
FORENSIC SOLUTIONS INC	\$27,125.00	1	INDEPENDENCE MO
FREDERICK M WENTLING	\$3,212.50	1	LEBANON PA
FREMOUW SIGLEY & BAKER PSYCHOLOGICAL ASSOCIATES PLLC	\$18,425.00	10	MORGANTOWN WV
GRIFFIN & ASSOCIATES	\$36,666.89	7	HUNTINGTON WV
HAILEA S HARRISON	\$546.70	1	MORGANTOWN WV
HD FORENSICS LIMITED LIABILITY COMPANY	\$6,000.00	1	ERIE PA
HENDERSHOT PROCESS SERVING & INVESTIGATIONS	\$12,121.82	5	PARKERSBURG WV
HOLSTEIN LAW OFFICE	\$2,920.00	1	MADISON WV
JANETTE M CAMPBELL	\$804.65	1	SUTTON WV
JENNIFER J MEADOWS	\$411.95	1	WEST HAMLIN WV

<b>PUBLIC DEFENDER SERVICES APPOINTED COUNSEL FEES AND EXPENSES PAID FISCAL YEAR 2024</b>			
<b>DIRECT EXPENSE VOUCHERS</b>		<b>(ALPHABETICAL ORDER)</b>	
<b>DIRECT EXPENSE VOUCHERS</b>	<b>TOTAL \$</b>	<b># OF CLAIMS</b>	<b>OFFICE LOCATION</b>
JIMMIE L VALENTINE SR	\$4,750.00	1	GULFPORT MS
JOHN GILBERT GALAZNIK	\$3,000.00	1	NORTHPORT AL
KAREN A JORDAN	\$366.00	2	HURRICANE WV
KATHY J DAVIS	\$2,883.65	5	FT GAY WV
LANE INVESTIGATIONS LLC	\$13,310.06	2	GRAYSON KY
LAUREL RIDGE PSYCHOLOGICAL ASSOCIATES LLC	\$2,100.00	1	PRINCETON WV
MALTASE FIRE INVESTIGATION	\$36,000.00	3	MORGANTOWN WV
MARCIA L CHANDLER	\$3,780.70	6	GREENCASTLE PA
MAVEN PSYCHOLOGY GROUP PC	\$1,000.00	1	CHEVY CHASE MD
MED LEGAL PRO LLC	\$6,050.00	1	SPRING BROOK TWP PA
MEGAN JOSEPH	\$4,412.10	1	RIVESVILLE WV
MEIER FIRE INVESTIGATION LLC	\$843.75	1	PALMETTO FL
MICHELE G HANKINS	\$427.05	1	HUNTINGTON WV
MICHELLE L JAWORSKI	\$369.60	1	DILLONVALE OH
NANCY MCNEALY CCR	\$3,533.40	3	CHARLESTON WV
NATIONAL MEDICAL SERVICES INC	\$4,083.37	1	PHILADELPHIA PA
PAUL F KRADEL	\$14,600.00	3	SHEPHERDSTOWN WV
PENNINGTON & ASSOCIATES LTD	\$18,889.42	4	IRONTON OH
PRECISION LEGAL SERVICES LLC	\$6,008.30	1	CLIFTON TX
PSYCHOLOGICAL CONSULTING INC	\$3,750.00	3	MARTINSBURG WV
ROBERT M WETTSTEIN MD	\$7,477.50	1	PITTSBURGH PA
S2C GROUP LLC	\$10,260.00	7	SUMMIT POINT WV
SAAR PSYCHOLOGICAL GROUP PLLC	\$7,050.00	3	SOUTH CHARLESTON WV
SANDRA L KELLEY	\$73.15	1	BUNKER HILL WV
SENECA HEALTH SERVICES INC	\$323.80	1	SUMMERSVILLE WV
SOUTHERN HIGHLANDS COMM MH CENTER	\$28.00	1	PRINCETON WV
STALLINGS INVESTIGATION SERVICES LLC	\$5,064.93	2	WILMORE KY
STEPHEN MORRISON PRIVATE INVESTIGATIONS	\$3,541.04	1	HUNTINGTON WV
STRATEGIC INVESTIGATIVE SOLUTIONS LLC	\$10,444.76	10	CHARLESTON WV
STREYLE INVESTIGATIVE SERVICES LLC	\$6,703.55	2	FAIRMONT WV
TALIA M BAER	\$4,465.80	10	RACINE OH
THE RECTOR AND VISITORS OF THE UNIVERSITY OF VIRGINIA	\$11,250.00	1	CHARLOTTESVILLE VA
THE TASA GROUP INC	\$587.65	1	TROOPER PA
THIRD EYE FORENSIC CONSULTANCY LLC	\$5,622.18	1	CLIFTON TX
THOMAS R ADAMSKI	\$17,720.00	5	PHILIPPI WV
TODD MICHAEL NEUMYER	\$1,203.88	1	HARRISBURG PA
TRACY P HERRON-RICE	\$3,938.75	12	MOOREFIELD WV
UNIVERSITY HEALTH ASSOCIATES	\$8,112.50	2	MORGANTOWN WV
VAUGHAN INVESTIGATIONS	\$3,673.26	4	BRADLEY WV
VERONICA L BIRD	\$2,808.00	2	ATHENS WV
WINCHESTER PSYCHOLOGICAL ASSESSMENT LLC	\$6,726.25	2	WINCHESTER VA
WV PRIVATE EYE LLC	\$248.42	1	SOUTH CHARLESTON WV
<b>DIRECT EXPENSE VOUCHERS</b>	<b>\$668,090.96</b>	<b>429</b>	

PUBLIC DEFENDER SERVICES APPOINTED COUNSEL FEES AND EXPENSES PAID FISCAL YEAR 2024			
ROJAS		(ALPHABETICAL ORDER)	
ROJAS VOUCHERS	TOTAL \$	# OF CLAIMS	OFFICE LOCATION
KATZ KANTOR STONESTREET & BUCKNER PLLC	\$1,966.80	1	PRINCETON WV
TENISHA DAWN CLINE	\$2,500.00	1	CLIFTON TX
<b>ROJAS VOUCHERS</b>	<b>\$4,466.80</b>	<b>2</b>	

Page intentionally left blank

# **Total Travel Time**

# **Fiscal Year 2022-2024**

<b>PUBLIC DEFENDER SERVICES</b> <b>TOTAL TRAVEL TIME</b> <b>FISCAL YEAR 2022</b> <b>TRAVEL TIME IS PAID AT THE OUT-OF-COURT RATE OF \$60/HOUR</b>		
<b>ATTORNEY</b>	<b>TRAVEL TIME (HOURS)</b>	<b>TOTAL (\$)</b>
RUTH, RYAN	923.3	\$55,398.00
GWALTNEY, JR., PAUL	896.5	\$53,790.00
HUGHART, KEVIN W.	848.0	\$50,880.00
MAIER, ANDREW	819.8	\$49,188.00
CHATTIN, ANDREW	608.0	\$36,480.00
RICHARDSON, IRA	588.2	\$35,292.00
ROSINSKY, TIM	564.7	\$33,882.00
HOLSTEIN, DANIEL	529.8	\$31,788.00
BRAMBLE, MARK	514.2	\$30,852.00
DAVIS, G. PHILLIP	511.8	\$30,708.00
SHAFFER, ANDREW	493.2	\$29,592.00
RICHARDSON, DAVID	490.5	\$29,430.00
HILL, SUSAN	480.9	\$28,854.00
ANTOLINI, KRISTEN	457.2	\$27,432.00
WILSON, LAUREN	454.4	\$27,264.00
CHRIST, KATRINA	448.0	\$26,880.00
SIMMONS, HUNTER	432.9	\$25,974.00
EASTON, BRENT	425.0	\$25,500.00
HARCLERODE, ALEX	414.3	\$24,858.00
MANCINI, STEVEN	408.3	\$24,498.00
SNEAD, MARY	403.2	\$24,192.00
SAFCSAK, MICHAEL	376.6	\$22,596.00
DOTSENKO, JULIANA	373.8	\$22,428.00
HIVELY, HERBERT	360.1	\$21,606.00
WILLIAMS, DEAN	357.8	\$21,468.00
BROWN-BAILEY, COLLEEN	349.7	\$20,982.00
JURCO, JOHN	343.5	\$20,610.00
HYLTON, VICKIE	326.3	\$19,578.00
KIRKPATRICK, DAVID	320.6	\$19,236.00
GREGORY, BETTY	320.1	\$19,206.00
MAGANN, MICHAEL	319.7	\$19,182.00
ROGERS, JOHN	308.1	\$18,486.00
ESCUE, BRYAN	299.2	\$17,952.00
FITTRO, JONATHAN	294.6	\$17,676.00
SMITH, ASHLEY	286.4	\$17,184.00

<b>PUBLIC DEFENDER SERVICES</b> <b>TOTAL TRAVEL TIME</b> <b>FISCAL YEAR 2022</b> <b>TRAVEL TIME IS PAID AT THE OUT-OF-COURT RATE OF \$60/HOUR</b>		
<b>ATTORNEY</b>	<b>TRAVEL TIME (HOURS)</b>	<b>TOTAL (\$)</b>
BEAVERS, PATRICIA	284.9	\$17,094.00
HATFIELD, KAREN	282.9	\$16,974.00
CLINE, TYLER	280.6	\$16,836.00
MASON, MICHAEL	277.1	\$16,626.00
KLATT, WILBERT	276.9	\$16,614.00
FARNSWORTH, MICHAEL	276.6	\$16,596.00
BOND WALLACE, CATHERINE	273.8	\$16,428.00
YOST, JENNIFER	273.2	\$16,392.00
TREADWAY, JOHN	272.9	\$16,374.00
BROCK, MATTHEW	270.4	\$16,224.00
JANUTOLO, THOMAS M.	266.2	\$15,972.00
SPONAUGLE, KEVIN	266.1	\$15,966.00
PLANTS, MARK	258.9	\$15,534.00
RESETER, ANDREW	256.5	\$15,390.00
TINGLER, GREGORY	255.8	\$15,348.00
VANCE, BRIAN	250.8	\$15,048.00
JOHNSON, REBECCA	247.0	\$14,820.00
NETHKEN, STEPHANIE	245.4	\$14,724.00
BAUM, MICHAEL	245.3	\$14,718.00
ANDERSON, JOHN	243.4	\$14,604.00
DAVIS, ELIZABETH	238.3	\$14,298.00
WHITEMAN, FRANCES	233.4	\$14,004.00
POLVERINI, JACOB	232.8	\$13,968.00
WHITTEN, ZACH	232.4	\$13,944.00
NANNERS, STEVEN	230.7	\$13,842.00
WALKER, LELA	230.4	\$13,824.00
NELSON, JONIE	229.5	\$13,770.00
GENTILOZZI, TIMOTHY	229.4	\$13,764.00
AMICK, PHILLIP	227.7	\$13,662.00
ROLLO, LANCE	220.6	\$13,236.00
WEST, JORDAN	219.2	\$13,152.00
SINGH, TEJINDER	217.5	\$13,050.00
HAWKINS, JAMES	216.3	\$12,978.00
BAILEY, BRIAN	212.1	\$12,726.00

<b>PUBLIC DEFENDER SERVICES</b> <b>TOTAL TRAVEL TIME</b> <b>FISCAL YEAR 2022</b> <b>TRAVEL TIME IS PAID AT THE OUT-OF-COURT RATE OF \$60/HOUR</b>		
<b>ATTORNEY</b>	<b>TRAVEL TIME (HOURS)</b>	<b>TOTAL (\$)</b>
WEATHERHOLT, JEFFREY	208.8	\$12,528.00
HINKLE, AMBER	205.8	\$12,348.00
FRYE, ANDREW	205.7	\$12,342.00
ADAMS, WILLIAM	201.7	\$12,102.00
DAVIS, KEVIN	199.4	\$11,964.00
VICTOR, MATTHEW	197.2	\$11,832.00
IAPALUCCI, ALLISON	196.9	\$11,814.00
DALBY, NANCY	196.8	\$11,808.00
LAMBERT, ROGER	195.4	\$11,724.00
HICKS, MICHAEL	190.7	\$11,442.00
DILLON, WELLS	189.9	\$11,394.00
PRALL, THOMAS	189.4	\$11,364.00
WAIGHT, ANDREW	187.5	\$11,250.00
FLINCHUM, R. KEITH	186.4	\$11,184.00
MCCLUNG, CHRISTOPHER	185.6	\$11,136.00
ORNDORFF, JOSHUA	185.6	\$11,136.00
SHERMAN, LAWRENCE E., JR.	184.4	\$11,064.00
GABEHART, JAMES	180.0	\$10,800.00
MASTERS, IAN	179.6	\$10,776.00
MCGINNIS, JOHN	178.9	\$10,734.00
SHREVE, RYAN	178.7	\$10,722.00
FREEMAN, BENJAMIN	178.0	\$10,680.00
MORGAN, WARD	177.2	\$10,632.00
GREENE, AMANDA	177.1	\$10,626.00
MEADOWS, TODD	176.7	\$10,602.00
EVANS, THOMAS H. III	176.5	\$10,590.00
SANTA BARBARA, MICHAEL	176.1	\$10,566.00
STACY, JAMES	173.1	\$10,386.00
KOSTENKO, CHRISTINA	170.6	\$10,236.00
ADKINS, DONNIE	168.7	\$10,122.00
WHITE, DAVID	166.6	\$9,996.00
WHEATON, KEITH	161.4	\$9,684.00
NORMAN, JOSHUA	159.6	\$9,576.00
CALLAGHAN, JULIA	157.1	\$9,426.00

<b>PUBLIC DEFENDER SERVICES</b> <b>TOTAL TRAVEL TIME</b> <b>FISCAL YEAR 2022</b> <b>TRAVEL TIME IS PAID AT THE OUT-OF-COURT RATE OF \$60/HOUR</b>		
<b>ATTORNEY</b>	<b>TRAVEL TIME (HOURS)</b>	<b>TOTAL (\$)</b>
LOCKWOOD, JAMELLA	156.4	\$9,384.00
KIRKLAND, J. DANIEL	152.4	\$9,144.00
NAVY, VICTOR	152.0	\$9,120.00
BENNETT, NATHAN	150.8	\$9,048.00
COLVIN, NICHOLAS	150.8	\$9,048.00
DAVIS, JEFFERY	150.3	\$9,018.00
DALTON, NIC	150.1	\$9,006.00
STARCHER, KENNETH	148.1	\$8,886.00
HALL, SARA	147.7	\$8,862.00
KELLEY, DAVID	147.6	\$8,856.00
GRAHAM, TAYLOR	147.1	\$8,826.00
WILDMAN, ERIC	146.9	\$8,814.00
MATHERLY, JEFFREY	143.8	\$8,628.00
BAKER, JOEL	143.5	\$8,610.00
DAVIS, STEPHEN	142.5	\$8,550.00
NEISWONGER, KEVIN	139.7	\$8,382.00
OGLESBY, MONICA	138.9	\$8,334.00
GAIN, JASON	136.6	\$8,196.00
MCCOY, JAMES	134.9	\$8,094.00
ANDERSON, JENNIFER	134.7	\$8,082.00
MOORE, JUSTON	134.2	\$8,052.00
LEBOW, BETH	132.2	\$7,932.00
COURTRIGHT, GREGORY	130.7	\$7,842.00
ANDERSON, ERIC	129.7	\$7,782.00
BARNEY, MARK	129.7	\$7,782.00
GARVIN, JULIE	129.0	\$7,740.00
KUHL, MAGGIE	128.7	\$7,722.00
HONAKER, CALVIN	128.1	\$7,686.00
SHOUGH, SCOTT	128.0	\$7,680.00
HESS, REBECCA	126.0	\$7,560.00
HOUCK, G. TODD	125.6	\$7,536.00
COTTRILL, TYLER	125.5	\$7,530.00
ROMAN, MELISSA	124.4	\$7,464.00
KRAMER, CARIN	122.9	\$7,374.00

<b>PUBLIC DEFENDER SERVICES</b> <b>TOTAL TRAVEL TIME</b> <b>FISCAL YEAR 2022</b> <b>TRAVEL TIME IS PAID AT THE OUT-OF-COURT RATE OF \$60/HOUR</b>		
<b>ATTORNEY</b>	<b>TRAVEL TIME (HOURS)</b>	<b>TOTAL (\$)</b>
MORELLI, ANN MARIE	121.3	\$7,278.00
FAIR, MATTHEW	120.0	\$7,200.00
YOUNG, WILLIAM	119.5	\$7,170.00
MOORE, MARC	118.7	\$7,122.00
LYONS, TERESA	118.6	\$7,116.00
SCOTT, JOHN	118.6	\$7,116.00
NESSEL, KERRY	118.5	\$7,110.00
CISCO-STURGELL, KATHRYN	118.3	\$7,098.00
ARNOLD, S. ANDREW	118.0	\$7,080.00
HICKMAN, MATTHEW	118.0	\$7,080.00
KRATOVIL, PATRICK	117.8	\$7,068.00
BANKS, CLARISSA	117.4	\$7,044.00
WHITE, KEITH	116.5	\$6,990.00
KENT, TIFFANY	115.9	\$6,954.00
PETTIJOHN, DENISE	114.9	\$6,894.00
CONNOLEY, KEVIN	114.0	\$6,840.00
HUSON, ALLISON	113.6	\$6,816.00
LONG, ROBBY	112.8	\$6,768.00
COWDEN, ALLISON	111.9	\$6,714.00
DAVIS, MORRIS	110.4	\$6,624.00
COOPER, JEREMY	109.7	\$6,582.00
STARCHER, HEATHER	109.7	\$6,582.00
AUSTIN, BRANDON	109.6	\$6,576.00
VILLERS, GARRETT	109.2	\$6,552.00
MASCIO, DAVID	108.6	\$6,516.00
DINARDI, PETER	107.4	\$6,444.00
BULLMAN, SANDRA	106.6	\$6,396.00
LUPARDUS, TIMOTHY	106.3	\$6,378.00
ERICKSON, BOBBY	105.8	\$6,348.00
STEED, DEBRA	105.5	\$6,330.00
POWELL, ANDREA	105.4	\$6,324.00
WORKMAN, ELLIOTT	103.6	\$6,216.00
MATHEWS, REBECCA	103.4	\$6,204.00
ROZAS, RAMON	102.7	\$6,162.00

<b>PUBLIC DEFENDER SERVICES</b> <b>TOTAL TRAVEL TIME</b> <b>FISCAL YEAR 2022</b> <b>TRAVEL TIME IS PAID AT THE OUT-OF-COURT RATE OF \$60/HOUR</b>		
<b>ATTORNEY</b>	<b>TRAVEL TIME (HOURS)</b>	<b>TOTAL (\$)</b>
WALLACE , MICHAEL	102.6	\$6,156.00
GUNNOE, RICHARD	101.6	\$6,096.00
ROLLO, ED	100.6	\$6,036.00
SPANO, JOSEPH	97.5	\$5,850.00
KARICKHOFF, DAVID	96.3	\$5,778.00
MAZE, LESLIE	96.0	\$5,760.00
MICHAEL, GREGORY	94.4	\$5,664.00
TIPTON, KEVIN	94.4	\$5,664.00
BRYANT, CARL	94.2	\$5,652.00
CHITTUM, KENNETH	93.9	\$5,634.00
LAWSON, JOSHUA	93.8	\$5,628.00
REED, JEFFREY	93.5	\$5,610.00
BRIGHT, HILARY	92.7	\$5,562.00
FARQUHARSON , WYCLIF	92.7	\$5,562.00
HOLLANDSWORTH, RICHARD	92.3	\$5,538.00
KNISLEY, PAUL A.	92.2	\$5,532.00
STEDMAN, JASON	92.2	\$5,532.00
MORGAN, DEAN	91.7	\$5,502.00
GRUNAU, DAVID	90.9	\$5,454.00
HARDY, JOSHUA	90.5	\$5,430.00
DYER, THOMAS	90.3	\$5,418.00
MCCOY, ADAM	90.2	\$5,412.00
BLANKENSHIP, STEVEN	89.8	\$5,388.00
BINNS-DAVIS, MARY	89.5	\$5,370.00
LEFLER, DERRICK	89.2	\$5,352.00
LIGHTNER, KIRK	89.1	\$5,346.00
WILKINSON, ROBERT	88.8	\$5,328.00
MAUSER, BERNARD	87.9	\$5,274.00
MCCARDLE, BRIANNA	87.5	\$5,250.00
LONG, BRENDEN	87.1	\$5,226.00
DEMOSS, DAVID	86.9	\$5,214.00
BROOKS, JOHN	86.8	\$5,208.00
DEHAVEN, CARRIE	86.2	\$5,172.00
JOHNSON, MICHELLE	85.7	\$5,142.00

<b>PUBLIC DEFENDER SERVICES</b> <b>TOTAL TRAVEL TIME</b> <b>FISCAL YEAR 2022</b> <b>TRAVEL TIME IS PAID AT THE OUT-OF-COURT RATE OF \$60/HOUR</b>		
<b>ATTORNEY</b>	<b>TRAVEL TIME (HOURS)</b>	<b>TOTAL (\$)</b>
NOLAN, RAYMOND	85.0	\$5,100.00
RODGERS, JEFFREY	84.4	\$5,064.00
CLINE, TENISHA	84.2	\$5,052.00
CUSHMAN, FAUN	83.2	\$4,992.00
MEADOWS, MICHAEL	83.0	\$4,980.00
BULLMAN, EDWARD	82.4	\$4,944.00
MYERS, JESSICA	82.1	\$4,926.00
NELSON, MARY	81.9	\$4,914.00
POWELL, ERIC	81.7	\$4,902.00
TALBERT, TY	80.0	\$4,800.00
YANNI, MATTHEW	79.9	\$4,794.00
THORNE, STEVEN	79.8	\$4,788.00
DEAN, WILLIAM	79.6	\$4,776.00
KRATOVIL, JAMES	79.5	\$4,770.00
DIEHL, ELIZABETH LAYNE	79.1	\$4,746.00
CHAPMAN, SARA	78.2	\$4,692.00
BELL, SIDNEY	77.2	\$4,632.00
WHITE, THOMAS E	77.0	\$4,620.00
WILSON, CHRISTOPHER	76.6	\$4,596.00
MYERS, MORIAH	75.1	\$4,506.00
COOK, STEVEN	74.4	\$4,464.00
SHUMAKER, BRANDON	74.4	\$4,464.00
BUTCHER, ANNA	74.2	\$4,452.00
DATRI, SETH	73.8	\$4,428.00
MILLER, LATACHIA	73.2	\$4,392.00
WOODS, JONNY	73.0	\$4,380.00
PRENTICE, TIMOTHY	72.8	\$4,368.00
KATZ, ANDY	70.9	\$4,254.00
GUTTA, CARMEN	69.9	\$4,194.00
CAMPBELL, ADAM	69.8	\$4,188.00
MOOREHEAD, CHRISTOPHER	69.2	\$4,152.00
HUNT, ASHLEY	68.8	\$4,128.00
BLYLER, HOWARD	68.4	\$4,104.00
STROEBEL, PAUL	68.2	\$4,092.00

<b>PUBLIC DEFENDER SERVICES</b> <b>TOTAL TRAVEL TIME</b> <b>FISCAL YEAR 2022</b> <b>TRAVEL TIME IS PAID AT THE OUT-OF-COURT RATE OF \$60/HOUR</b>		
<b>ATTORNEY</b>	<b>TRAVEL TIME (HOURS)</b>	<b>TOTAL (\$)</b>
KIDD, ANDREW	67.5	\$4,050.00
ADAMS, JARED	67.2	\$4,032.00
FLANAGAN, GABRIELLE	66.6	\$3,996.00
MCCULLOUGH, JUDITH	66.6	\$3,996.00
HATFIELD, RONALD	66.2	\$3,972.00
HAYNIE, BELINDA	64.0	\$3,840.00
LORD, JASON	63.0	\$3,780.00
RIBEL, KATICA	62.9	\$3,774.00
ASHLEY, LINDSEY	62.3	\$3,738.00
CLINE, COLIN	62.0	\$3,720.00
DIPIERO, TIMOTHY	61.6	\$3,696.00
HUFFMAN, WILLIAM	61.1	\$3,666.00
GLOVER, DAVID	61.0	\$3,660.00
HOLROYD, RICK	61.0	\$3,660.00
PRITT, JUSTIN	61.0	\$3,660.00
AHLBORN, COURTNEY	60.9	\$3,654.00
ADDAIR, MICHAEL	60.0	\$3,600.00
MCCLAIN, JAMES	60.0	\$3,600.00
WITT, SARA	59.5	\$3,570.00
MCGANN, KIMBERLY	58.7	\$3,522.00
HAMILTON, CHARLES	58.3	\$3,498.00
KIDD, CHANTEL	57.9	\$3,474.00
FAERBER, KRISTOPHER	57.7	\$3,462.00
ROBEY, JENNA	57.7	\$3,462.00
GUNN, ERICA	57.1	\$3,426.00
DUNKLE, BRADLEY	56.8	\$3,408.00
FORD, RICHARD	56.3	\$3,378.00
MARTIN, JOSHUA	56.1	\$3,366.00
IDLER, NICHOLAS	56.0	\$3,360.00
CURIA, JOSEPH	55.8	\$3,348.00
JARRELL, CYNTHIA J.	55.1	\$3,306.00
WOOD, JACK	55.1	\$3,306.00
KEESEEE, RYAN	54.9	\$3,294.00
WINGFIELD, JASON	54.8	\$3,288.00

<b>PUBLIC DEFENDER SERVICES</b> <b>TOTAL TRAVEL TIME</b> <b>FISCAL YEAR 2022</b> <b>TRAVEL TIME IS PAID AT THE OUT-OF-COURT RATE OF \$60/HOUR</b>		
<b>ATTORNEY</b>	<b>TRAVEL TIME (HOURS)</b>	<b>TOTAL (\$)</b>
NOGAY, CATHRYN	54.5	\$3,270.00
BROWN TILLERY, ELIZABETH	53.9	\$3,234.00
MICK, REBECCA E	53.9	\$3,234.00
BAILEY, MICHAEL	53.1	\$3,186.00
STURM, HEIDI	51.9	\$3,114.00
MCPHERSON, JIMMY	51.7	\$3,102.00
SCHEETZ, CHRISTOPHER A	51.6	\$3,096.00
PENNINGTON, WILLIAM	50.9	\$3,054.00
BITTORF CAMARDI, VICTORIA	50.4	\$3,024.00
DUNLAP, ROBERT	50.3	\$3,018.00
PRITT, ALAN	49.1	\$2,946.00
OSGOOD, AMY	48.6	\$2,916.00
YOUNGER, C. CHRISTOPHER	48.2	\$2,892.00
WHITT, MICHAEL	47.7	\$2,862.00
HARWOOD, JASON	47.2	\$2,832.00
KURELAC , PETER	46.7	\$2,802.00
STACY, MELISSA	46.2	\$2,772.00
ISNER, PHILLIP	46.0	\$2,760.00
GOAD, JASON	45.7	\$2,742.00
WILLIAMS, JOHN E., JR.	44.6	\$2,676.00
EACHUS, MICHAEL	44.5	\$2,670.00
VAN ZANT, SUSAN	44.3	\$2,658.00
COOK, ANDREW	43.8	\$2,628.00
MCDONALD, STEVIE	42.7	\$2,562.00
WRIGHT, STEVEN	42.5	\$2,550.00
PHILLIPS, TODD	42.4	\$2,544.00
TAYLOR, ADAM	42.4	\$2,544.00
MCGRAW, WARREN II	42.3	\$2,538.00
BURTON, DEANDRA	42.2	\$2,532.00
ADKINS, MELIA	41.7	\$2,502.00
STEWART, PAUL	41.7	\$2,502.00
BOGARAD, SHARON	41.4	\$2,484.00
HAINES, MEREDITH	41.3	\$2,478.00
RICE, WILLIAM	41.3	\$2,478.00

<b>PUBLIC DEFENDER SERVICES</b> <b>TOTAL TRAVEL TIME</b> <b>FISCAL YEAR 2022</b> <b>TRAVEL TIME IS PAID AT THE OUT-OF-COURT RATE OF \$60/HOUR</b>		
<b>ATTORNEY</b>	<b>TRAVEL TIME (HOURS)</b>	<b>TOTAL (\$)</b>
SINKKANEN, DREAMA	41.0	\$2,460.00
HUMBERSON, DON	40.8	\$2,448.00
SAUNDERS-MESKE, TERESA NICOLE	39.0	\$2,340.00
BRIGHT, ROBERT	37.3	\$2,238.00
WILCOX, TIMBERA	36.6	\$2,196.00
PANEPINTO, MARK	36.0	\$2,160.00
RABER, JUSTIN	36.0	\$2,160.00
GREINER, CATHY	35.9	\$2,154.00
TAYLOR, PAUL G.	35.9	\$2,154.00
OLIVERO, NOEL	35.7	\$2,142.00
MARTIN, JAMES	35.6	\$2,136.00
DYER, ZACHARY	35.4	\$2,124.00
SHAFER, AMY	35.4	\$2,124.00
BABINEAU, ROBYN	35.0	\$2,100.00
DIXON, SARAH	34.9	\$2,094.00
HYRE, LISA	34.7	\$2,082.00
BATTEN, DYLAN	34.2	\$2,052.00
YOST, BRIAN	34.1	\$2,046.00
LESLIE, AMANDA	33.9	\$2,034.00
LOVE, JAY	33.6	\$2,016.00
KUENZEL, ROBERT	32.8	\$1,968.00
GOSSETT, RANDY	32.7	\$1,962.00
BISCHOFF, CLINTON	32.4	\$1,944.00
GARRETT, KAREN	32.0	\$1,920.00
VICTOR, JENNIFER	31.9	\$1,914.00
GRAY, BRANDON	31.7	\$1,902.00
HOFFMAN, TRAVIS	31.5	\$1,890.00
ERHARD, CRAIG	31.3	\$1,878.00
JETT, SARABETH	31.1	\$1,866.00
MOSES, JOSEPH	30.9	\$1,854.00
ALEXANDER, AMANDA	30.7	\$1,842.00
WOODS, JEFF	29.5	\$1,770.00
CONWAY, GLEN	28.9	\$1,734.00
CAREY, JAMES	28.7	\$1,722.00

<b>PUBLIC DEFENDER SERVICES</b> <b>TOTAL TRAVEL TIME</b> <b>FISCAL YEAR 2022</b> <b>TRAVEL TIME IS PAID AT THE OUT-OF-COURT RATE OF \$60/HOUR</b>		
<b>ATTORNEY</b>	<b>TRAVEL TIME (HOURS)</b>	<b>TOTAL (\$)</b>
FUELLHART, DAVID	28.4	\$1,704.00
MIRHOSEINI, DAVID	28.4	\$1,704.00
SHERMAN, GRANT	28.4	\$1,704.00
RANSBOTTOM, SAM	28.3	\$1,698.00
TYSON, DAVID	27.9	\$1,674.00
LEACH, J MORGAN	27.8	\$1,668.00
BELLOMY, DONALD	26.8	\$1,608.00
SLAVEY, TYLER	26.8	\$1,608.00
BURNS, DANIEL	26.5	\$1,590.00
GREGORY, JUSTIN	26.4	\$1,584.00
HARVEY, JOSEPH	25.8	\$1,548.00
ROBINSON, KEVIN	25.8	\$1,548.00
SHAW, MICHAEL	25.8	\$1,548.00
MORGAN, TONY	25.5	\$1,530.00
OGLE, CANDACE	25.5	\$1,530.00
MICHELSON, GAIL	25.4	\$1,524.00
DAVENPORT, MICHAEL	25.2	\$1,512.00
THOMPSON, JOHN M. JR.	25.2	\$1,512.00
BALENOVICH, JOHN	25.1	\$1,506.00
DUTY, WILLIAM	24.8	\$1,488.00
PENNINGTON, DEANNA	24.6	\$1,476.00
FRAZIER , MICHAEL	24.0	\$1,440.00
HINERMAN, HOLLY	23.7	\$1,422.00
KURELAC, PATRICIA	23.4	\$1,404.00
HANDLEY, TANYA	23.2	\$1,392.00
HARMAN, MARLA	23.2	\$1,392.00
WATSON, KEVIN J	23.0	\$1,380.00
LIVINGOOD, ROBB	22.7	\$1,362.00
PETITTO, SARAH	22.2	\$1,332.00
HILL, DAVID	22.1	\$1,326.00
ASBURY, MICHAEL	21.9	\$1,314.00
EVANS, JENNY M.	21.8	\$1,308.00
MEADE, JAMES	21.8	\$1,308.00
CONRAD, JAMISON	21.5	\$1,290.00

<b>PUBLIC DEFENDER SERVICES</b> <b>TOTAL TRAVEL TIME</b> <b>FISCAL YEAR 2022</b> <b>TRAVEL TIME IS PAID AT THE OUT-OF-COURT RATE OF \$60/HOUR</b>		
<b>ATTORNEY</b>	<b>TRAVEL TIME (HOURS)</b>	<b>TOTAL (\$)</b>
DAWSON, WILLIAM	21.5	\$1,290.00
MCDANIEL, DON	21.5	\$1,290.00
DELLIGATTI, MATTHEW	21.0	\$1,260.00
OLCOTT, HEATHER	20.9	\$1,254.00
HAGER, EARL	20.5	\$1,230.00
DASCOLI, CARL	19.6	\$1,176.00
HUNTER, JOSEPH	19.2	\$1,152.00
RIDDELL, CHRISTIAN	19.0	\$1,140.00
RUMORA, MARSHA	18.8	\$1,128.00
BROWN, JOSHUA	18.5	\$1,110.00
BOWLING, HOLLY	18.2	\$1,092.00
MALLETT, SHANE	18.0	\$1,080.00
BOTTNER, KIRK	17.7	\$1,062.00
FRANCIS, ERIC	17.6	\$1,056.00
SAYRE, TRAVIS	17.0	\$1,020.00
MARCUM, JUSTIN	16.8	\$1,008.00
MCCOID, ROBERT G.	16.8	\$1,008.00
MOWRY, EMILY	16.6	\$996.00
TURKETT, HOLLY	16.6	\$996.00
LEFLER, CHRISTOPHER	16.4	\$984.00
TRIPLETT, JEFFERSON	16.1	\$966.00
MANN, AMY	16.0	\$960.00
COLLINS, PEGGY	15.9	\$954.00
SMITH, NICOLA	15.9	\$954.00
WALTERS, RON	15.8	\$948.00
MCCLURE, ALLISON	15.7	\$942.00
OSHOWAY, FRANKLIN	15.6	\$936.00
RAY, AMANDA	15.0	\$900.00
SAVILLE, ROYCE	14.4	\$864.00
BAYLISS, SHAWN	14.3	\$858.00
DEMPSTER, BRIAN	14.2	\$852.00
LAFON, TIMOTHY	14.2	\$852.00
DONEGHY, BRENDAN	14.1	\$846.00
BIDDLE, JACQUELYN	13.9	\$834.00

<b>PUBLIC DEFENDER SERVICES</b> <b>TOTAL TRAVEL TIME</b> <b>FISCAL YEAR 2022</b> <b>TRAVEL TIME IS PAID AT THE OUT-OF-COURT RATE OF \$60/HOUR</b>		
<b>ATTORNEY</b>	<b>TRAVEL TIME (HOURS)</b>	<b>TOTAL (\$)</b>
STONE, JR., ROBERT C.	13.9	\$834.00
ESTES, LISA A.	13.4	\$804.00
WARMAN, CHERYL L.	13.4	\$804.00
DYER, CHELBY	13.3	\$798.00
CHILDERS, SHARON	13.2	\$792.00
CAMPBELL, ROBERT	13.1	\$786.00
FLANIGAN, RYAN	13.0	\$780.00
GREEN, LISA	12.8	\$768.00
GARRETT, LARY	12.6	\$756.00
HAMILTON, NEAL JAY	12.4	\$744.00
PRATT, LENA DONNA	12.4	\$744.00
NELSON, JAMES	12.0	\$720.00
BRISCOE, L. SCOTT	11.8	\$708.00
CHANEY, DAVID	11.8	\$708.00
MANTZ, J. LOGAN	11.6	\$696.00
BLAIR, JERRY	11.5	\$690.00
DICKEN, SCOTT	11.4	\$684.00
BOWSER, PHILIP	11.2	\$672.00
MATZUREFF, NICHOLAS	11.2	\$672.00
PITTALUGA, JUAN	11.2	\$672.00
PRATT, ANNA	11.2	\$672.00
FRAME, JARED	11.0	\$660.00
OSBORNE, EVELYN RAEANN	11.0	\$660.00
CZARNIK, R. THOMAS	10.9	\$654.00
MARTIN, ROBERT	10.7	\$642.00
JAMES, NICHOLAS	10.4	\$624.00
PIZZO, JOHN	10.2	\$612.00
BARRAT, ROBERT	10.1	\$606.00
JUDY, WILLIAM	10.0	\$600.00
KING, WAYNE	10.0	\$600.00
LOOS, RYAN	10.0	\$600.00
HOOSIER, ADRIAN	9.6	\$576.00
DOVE, EVAN	9.4	\$564.00
KUHN, KELLEY	9.2	\$552.00

<b>PUBLIC DEFENDER SERVICES</b> <b>TOTAL TRAVEL TIME</b> <b>FISCAL YEAR 2022</b> <b>TRAVEL TIME IS PAID AT THE OUT-OF-COURT RATE OF \$60/HOUR</b>		
<b>ATTORNEY</b>	<b>TRAVEL TIME (HOURS)</b>	<b>TOTAL (\$)</b>
SANTER, JOSEPH	9.2	\$552.00
BOUCHILLON, NEIL R	9.0	\$540.00
DEVORE, MATTHEW	9.0	\$540.00
SCALES-SHERRIN, STEPHANIE	9.0	\$540.00
FUNKHOUSER, JOHN	8.9	\$534.00
DAVIS, WHITNEY	8.7	\$522.00
RUSSELL, CHARLES	8.7	\$522.00
BLACK, ERIC	8.4	\$504.00
LYALL, JERRY	8.2	\$492.00
MORGAN, DAMON	8.1	\$486.00
SELARIO, MICHAEL	8.1	\$486.00
STEELE, BRANDON	8.1	\$486.00
LYNCH, ASHLEY	8.0	\$480.00
RECTOR, JAMES	8.0	\$480.00
GROSS, KELSEY	7.9	\$474.00
CISCO, ROBIN	7.6	\$456.00
CLYBURN, BRENT	7.6	\$456.00
DONADIEU, MICHAEL	7.5	\$450.00
WOLFE, B. SCOTT	7.4	\$444.00
LUSK, KYLE	7.3	\$438.00
EDWARDS, JAMES	7.1	\$426.00
GEARY, JAMES PAUL II	7.1	\$426.00
SOUDERS, MELISHA	7.1	\$426.00
HAUSMAN, LINDA	7.0	\$420.00
TOTHE, HANNAH	7.0	\$420.00
SAL, NATALIE	6.9	\$414.00
FROBLE, MICHAEL	6.7	\$402.00
BECK, BARRY	6.6	\$396.00
JACKSON, RYAN	6.5	\$390.00
SELDEN, STANLEY	6.5	\$390.00
MOYE, DAVID	6.4	\$384.00
SHEPHARD, STEPHANIE	6.4	\$384.00
HARROLD, SAMUEL	6.0	\$360.00
ILDERTON, ROBERT	6.0	\$360.00

<b>PUBLIC DEFENDER SERVICES</b> <b>TOTAL TRAVEL TIME</b> <b>FISCAL YEAR 2022</b> <b>TRAVEL TIME IS PAID AT THE OUT-OF-COURT RATE OF \$60/HOUR</b>		
<b>ATTORNEY</b>	<b>TRAVEL TIME (HOURS)</b>	<b>TOTAL (\$)</b>
JUBA-PLUMLEY, ROSALEE	6.0	\$360.00
HULETT, ERIC	5.7	\$342.00
THOMAS, BONNIE	5.7	\$342.00
COLLIE, QUENTIN	5.6	\$336.00
STONE, FALLON	5.6	\$336.00
THOMPSON, DAVID	5.6	\$336.00
BEAN, WILLIAM	5.5	\$330.00
JARRELL, CAYMAN	5.4	\$324.00
STEPHENS, GLORIA	5.4	\$324.00
HILL, JAMES	5.3	\$318.00
SALSBERY, HAROLD	5.3	\$318.00
LAZAR, ALYSSA	5.2	\$312.00
SMITH, MATTHEW	4.9	\$294.00
EAGLOSKI, N. EDWARD	4.7	\$282.00
TURNER, RYAN	4.4	\$264.00
MUNOZ, JOE	4.2	\$252.00
TSIATSOS, ALEX	4.2	\$252.00
ZAVOLTA, MICHAEL	4.0	\$240.00
HOBBS, MARK	3.8	\$228.00
WARNICK, ELIZABETH	3.8	\$228.00
BUCY, WINIFRED	3.6	\$216.00
ASH, SCOTT	3.5	\$210.00
BLICKENSTAFF, BRIAN	3.4	\$204.00
MEETEER, JENNIFER	3.4	\$204.00
HUTCHISON, KATIE	3.3	\$198.00
FLANIGAN, PAIGE	3.1	\$186.00
TISSUE, PHILIP	2.9	\$174.00
HOLDERBY, TERRANCE	2.8	\$168.00
NOONE, ROBERT	2.7	\$162.00
TAYLOR, JENNIFER	2.7	\$162.00
TORRES, GEORGE	2.7	\$162.00
WRIGHT, BRADLEY	2.6	\$156.00
CONWAY, KRISTA	2.5	\$150.00
WEESE, TRACY	2.4	\$144.00

<b>PUBLIC DEFENDER SERVICES</b> <b>TOTAL TRAVEL TIME</b> <b>FISCAL YEAR 2022</b> <b>TRAVEL TIME IS PAID AT THE OUT-OF-COURT RATE OF \$60/HOUR</b>		
<b>ATTORNEY</b>	<b>TRAVEL TIME (HOURS)</b>	<b>TOTAL (\$)</b>
WITHROW, LORI	2.3	\$138.00
LOCKWOOD, ASHLEY	2.2	\$132.00
SHEPHERD, STEPHANIE	2.2	\$132.00
SKLAVOUNAKIS, JERRY	2.2	\$132.00
CARY, MICHAEL	2.1	\$126.00
GANDEE, STEPHENEE	2.1	\$126.00
CRIMMEL, MATTHEW	2.0	\$120.00
TAYLOR, AMANDA	2.0	\$120.00
ATKINSON, MARK	1.8	\$108.00
BAXTER, BARB	1.8	\$108.00
MADIA, SAMUEL	1.8	\$108.00
BARNETT, KENNETH	1.6	\$96.00
HAYHURST, ERIC	1.6	\$96.00
SAAD, ABRAHAM	1.6	\$96.00
CARRICO, TIM	1.5	\$90.00
CLARK, MATTHEW	1.5	\$90.00
SMITH, HARRY	1.5	\$90.00
DOWNEY, MARY	1.4	\$84.00
GREEN, BRITLYN	1.4	\$84.00
WALL, RANDALL	1.4	\$84.00
HUGHES, DYLAN	1.2	\$72.00
MORGAN, JENNIFER	1.2	\$72.00
ROBINSON, JOANNA	1.1	\$66.00
WOLFE, STEVEN	1.1	\$66.00
ZURBUCH, PETER	1.1	\$66.00
BRADFORD, MATTHEW	1.0	\$60.00
KROGER, THOMAS	1.0	\$60.00
OSBORNE, RAEANN	0.8	\$48.00
SMITH, CLINTON W.	0.8	\$48.00
JEFFRIES, MARK	0.7	\$42.00
CRAWLEY-WOODS, BEN	0.6	\$36.00
LONDON, MATTHEW	0.6	\$36.00
UNDERWOOD, JARED	0.6	\$36.00
HETHERINGTON, RACHAEL	0.5	\$30.00

<b>PUBLIC DEFENDER SERVICES</b> <b>TOTAL TRAVEL TIME</b> <b>FISCAL YEAR 2022</b> <b>TRAVEL TIME IS PAID AT THE OUT-OF-COURT RATE OF \$60/HOUR</b>		
<b>ATTORNEY</b>	<b>TRAVEL TIME (HOURS)</b>	<b>TOTAL (\$)</b>
TATE, REBECCA	0.5	\$30.00
VITAL, RICHARD L.	0.5	\$30.00
CHENOWETH, ROBERT	0.4	\$24.00
KIRBY, TODD	0.4	\$24.00
LENARZ, BRETT	0.4	\$24.00
JAMES, JOHN	0.3	\$18.00
GALL, CONRAD	0.2	\$12.00
POWELL, JC	0.2	\$12.00
SUTTON, JOHN	0.2	\$12.00
LOGSDON, MICHAEL	0.1	\$6.00
<b>Total</b>	<b>52,405.4</b>	<b>\$3,144,324.00</b>

<b>PUBLIC DEFENDER SERVICES</b> <b>TOTAL TRAVEL TIME</b> <b>FISCAL YEAR 2023</b> <b>TRAVEL TIME IS PAID AT THE OUT-OF-COURT RATE OF \$60/HOUR</b>		
<b>ATTORNEY</b>	<b>TRAVEL TIME (HOURS)</b>	<b>TOTAL (\$)</b>
RUTH, RYAN	975.2	\$58,512.00
GWALTNEY, JR., PAUL	949.6	\$56,976.00
HUGHART, KEVIN W.	909.6	\$54,576.00
CHATTIN, ANDREW	692.4	\$41,544.00
ROSINSKY, TIM	661.6	\$39,696.00
DAVIS, G. PHILLIP	646.7	\$38,802.00
RICHARDSON, IRA	632.4	\$37,944.00
RICHARDSON, DAVID	578.7	\$34,722.00
MANCINI, STEVEN	577.3	\$34,638.00
ANTOLINI, KRISTEN	566.3	\$33,978.00
DOTSENKO, JULIANA	522.1	\$31,326.00
CHRIST, KATRINA	493.2	\$29,592.00
HILL, SUSAN	491.5	\$29,490.00
SIMMONS, HUNTER	465.9	\$27,954.00
BEAVERS, PATRICIA	451.6	\$27,096.00
BRAMBLE, MARK	447.5	\$26,850.00
KIRKPATRICK, DAVID	420.4	\$25,224.00
ROGERS, JOHN	407.5	\$24,450.00
YOST, JENNIFER	407.2	\$24,432.00
BOND WALLACE, CATHERINE	396.0	\$23,760.00
DAVIS, ELIZABETH	395.8	\$23,748.00
HIVELY, HERBERT	394.1	\$23,646.00
FARNSWORTH, MICHAEL	391.1	\$23,466.00
PLANTS, MARK	390.0	\$23,400.00
FITTRO, JONATHAN	387.0	\$23,220.00
JOHNSON, REBECCA	382.3	\$22,938.00
HOLSTEIN, DANIEL	381.1	\$22,866.00
SPONAUGLE, KEVIN	374.8	\$22,488.00
HARCLERODE, ALEX	368.1	\$22,086.00
CLINE, COLIN	351.0	\$21,060.00
GREGORY, BETTY	350.9	\$21,054.00
HICKS, MICHAEL	336.4	\$20,184.00
SNEAD, MARY	335.4	\$20,124.00
JURCO, JOHN	331.7	\$19,902.00
WEST, JORDAN	330.2	\$19,812.00

<b>PUBLIC DEFENDER SERVICES</b> <b>TOTAL TRAVEL TIME</b> <b>FISCAL YEAR 2023</b> <b>TRAVEL TIME IS PAID AT THE OUT-OF-COURT RATE OF \$60/HOUR</b>		
<b>ATTORNEY</b>	<b>TRAVEL TIME (HOURS)</b>	<b>TOTAL (\$)</b>
HATFIELD, KAREN	329.7	\$19,782.00
MASON, MICHAEL	325.4	\$19,524.00
WILSON, LAUREN	325.3	\$19,518.00
TINGLER, GREGORY	323.9	\$19,434.00
CLINE, TYLER	315.1	\$18,906.00
WHEATON, KEITH	314.6	\$18,876.00
ADAMS, WILLIAM	314.4	\$18,864.00
MAGANN, MICHAEL	312.1	\$18,726.00
SHAFFER, ANDREW	309.1	\$18,546.00
KLATT, WILBERT	307.6	\$18,456.00
EASTON, BRENT	298.5	\$17,910.00
FLINCHUM, R. KEITH	297.1	\$17,826.00
BAKER, JOEL	294.8	\$17,688.00
AMICK, PHILLIP	292.4	\$17,544.00
TREADWAY, JOHN	287.7	\$17,262.00
HAWKINS, JAMES	281.6	\$16,896.00
GENTILOZZI, TIMOTHY	275.9	\$16,554.00
CALLAGHAN, JULIA	270.6	\$16,236.00
SAYRE, TRAVIS	263.7	\$15,822.00
ANDERSON, JOHN	262.9	\$15,774.00
FRYE, ANDREW	258.4	\$15,504.00
ESCUE, BRYAN	249.7	\$14,982.00
KOSTENKO, CHRISTINA	249.6	\$14,976.00
WEATHERHOLT, JEFFREY	246.5	\$14,790.00
WILLIAMS, DEAN	245.1	\$14,706.00
MASTERS, IAN	243.0	\$14,580.00
SINGH, TEJINDER	241.8	\$14,508.00
RESETER, ANDREW	240.8	\$14,448.00
SMITH, ASHLEY	238.2	\$14,292.00
VICTOR, MATTHEW	233.4	\$14,004.00
JANUTOLO, THOMAS M.	230.7	\$13,842.00
BROWN-BAILEY, COLLEEN	230.1	\$13,806.00
GRAHAM, TAYLOR	230.1	\$13,806.00
HALL, SARA	227.3	\$13,638.00

<b>PUBLIC DEFENDER SERVICES</b> <b>TOTAL TRAVEL TIME</b> <b>FISCAL YEAR 2023</b> <b>TRAVEL TIME IS PAID AT THE OUT-OF-COURT RATE OF \$60/HOUR</b>		
<b>ATTORNEY</b>	<b>TRAVEL TIME (HOURS)</b>	<b>TOTAL (\$)</b>
BAUM, MICHAEL	226.0	\$13,560.00
BAILEY, BRIAN	221.5	\$13,290.00
NANNERS, STEVEN	221.3	\$13,278.00
GRUNAU, DAVID	213.5	\$12,810.00
HUSON, ALLISON	212.8	\$12,768.00
HYLTON, VICKIE	210.1	\$12,606.00
SAFCSAK, MICHAEL	206.8	\$12,408.00
NELSON, JONIE	206.5	\$12,390.00
TALBERT, TY	204.2	\$12,252.00
GAIN, JASON	203.9	\$12,234.00
WHITE, DAVID	201.5	\$12,090.00
WHITTEN, ZACH	199.7	\$11,982.00
MORGAN, DEAN	199.4	\$11,964.00
STARCHER, KENNETH	198.1	\$11,886.00
WHITE, KEITH	197.8	\$11,868.00
JOHNSON, MICHELLE	195.3	\$11,718.00
BROWN TILLERY, ELIZABETH	193.4	\$11,604.00
DEHAVEN, CARRIE	192.9	\$11,574.00
ANDERSON, JENNIFER	190.6	\$11,436.00
WILKINSON, ROBERT	190.2	\$11,412.00
ROLLO, LANCE	188.2	\$11,292.00
HICKMAN, MATTHEW	183.3	\$10,998.00
LAMBERT, ROGER	183.0	\$10,980.00
GABEHART, JAMES	181.0	\$10,860.00
BULLMAN, EDWARD	180.1	\$10,806.00
FREEMAN, BENJAMIN	179.9	\$10,794.00
ROMAN, MELISSA	179.0	\$10,740.00
BARNEY, MARK	176.3	\$10,578.00
ADKINS, DONNIE	175.2	\$10,512.00
MASCIO, DAVID	174.8	\$10,488.00
BROWN, JOSHUA	173.8	\$10,428.00
COOPER, JEREMY	173.5	\$10,410.00
WILDMAN, ERIC	173.3	\$10,398.00
POLVERINI, JACOB	173.2	\$10,392.00

<b>PUBLIC DEFENDER SERVICES</b> <b>TOTAL TRAVEL TIME</b> <b>FISCAL YEAR 2023</b> <b>TRAVEL TIME IS PAID AT THE OUT-OF-COURT RATE OF \$60/HOUR</b>		
ATTORNEY	TRAVEL TIME (HOURS)	TOTAL (\$)
WAIGHT, ANDREW	170.8	\$10,248.00
STURM, HEIDI	170.1	\$10,206.00
ADAMS, JARED	169.8	\$10,188.00
NEISWONGER, KEVIN	169.8	\$10,188.00
HONAKER, CALVIN	166.5	\$9,990.00
MCCOY, JAMES	165.6	\$9,936.00
LUPARDUS, TIMOTHY	165.4	\$9,924.00
MALLOW, STEPHEN	163.0	\$9,780.00
POWELL, ANDREA	160.3	\$9,618.00
WOOD, JACK	159.6	\$9,576.00
MYERS, MORIAH	157.2	\$9,432.00
MOORE, JUSTON	156.0	\$9,360.00
KIRKLAND, J. DANIEL	155.0	\$9,300.00
KRATOVIL, PATRICK	155.0	\$9,300.00
DUNKLE, BRADLEY	154.7	\$9,282.00
BROCK, MATTHEW	153.3	\$9,198.00
HESS, REBECCA	149.7	\$8,982.00
SHERMAN, LAWRENCE E., JR.	148.3	\$8,898.00
ORNDORFF, JOSHUA	147.4	\$8,844.00
LIGHTNER, KIRK	145.4	\$8,724.00
DEAN, WILLIAM	145.0	\$8,700.00
GUNNOE, RICHARD	144.8	\$8,688.00
SHOUGH, SCOTT	143.7	\$8,622.00
ANDERSON, ERIC	143.0	\$8,580.00
SANTA BARBARA, MICHAEL	142.5	\$8,550.00
RICE, WILLIAM	139.3	\$8,358.00
SPANO, JOSEPH	137.2	\$8,232.00
LOCKWOOD, JAMELLA	136.1	\$8,166.00
MORGAN, WARD	135.8	\$8,148.00
BROOKS, JOHN	134.5	\$8,070.00
KURELAC , PETER	133.6	\$8,016.00
IAPALUCCI, ALLISON	132.8	\$7,968.00
WORKMAN, ELLIOTT	131.9	\$7,914.00
PETTIJOHN, DENISE	131.8	\$7,908.00

<b>PUBLIC DEFENDER SERVICES</b> <b>TOTAL TRAVEL TIME</b> <b>FISCAL YEAR 2023</b> <b>TRAVEL TIME IS PAID AT THE OUT-OF-COURT RATE OF \$60/HOUR</b>		
ATTORNEY	TRAVEL TIME (HOURS)	TOTAL (\$)
MICHELSON, GAIL	131.6	\$7,896.00
COURTRIGHT, GREGORY	130.2	\$7,812.00
HOUCK, G. TODD	129.3	\$7,758.00
VANCE, BRIAN	128.5	\$7,710.00
KRAMER, CARIN	128.1	\$7,686.00
JARRELL, CYNTHIA J.	128.0	\$7,680.00
NAVY, VICTOR	127.0	\$7,620.00
DINARDI, PETER	126.2	\$7,572.00
BRIGHT, ROBERT	125.6	\$7,536.00
DALTON, NIC	125.2	\$7,512.00
DAVIS, MORRIS	124.3	\$7,458.00
DALBY, NANCY	123.3	\$7,398.00
LONG, BRENDEN	123.2	\$7,392.00
STACY, MELISSA	122.3	\$7,338.00
KENT, TIFFANY	121.2	\$7,272.00
ARNOLD, S. ANDREW	121.0	\$7,260.00
KUHL, MAGGIE	120.1	\$7,206.00
AUSTIN, BRANDON	117.5	\$7,050.00
CHITTUM, KENNETH	117.2	\$7,032.00
RODGERS, JEFFREY	117.0	\$7,020.00
GREENE, AMANDA	115.8	\$6,948.00
LYONS, TERESA	115.5	\$6,930.00
KATZ, ANDY	115.0	\$6,900.00
NORMAN, JOSHUA	113.6	\$6,816.00
PRALL, THOMAS	112.6	\$6,756.00
CHAPMAN, SARA	112.5	\$6,750.00
THORNE, STEVEN	112.1	\$6,726.00
STEDMAN, JASON	109.8	\$6,588.00
EVANS, THOMAS H. III	109.2	\$6,552.00
BRIGHT, HILARY	108.4	\$6,504.00
HUFFMAN, WILLIAM	106.4	\$6,384.00
WATSON, KEVIN J	105.5	\$6,330.00
BULLMAN, SANDRA	105.2	\$6,312.00
CLINE, TENISHA	104.6	\$6,276.00

<b>PUBLIC DEFENDER SERVICES</b> <b>TOTAL TRAVEL TIME</b> <b>FISCAL YEAR 2023</b> <b>TRAVEL TIME IS PAID AT THE OUT-OF-COURT RATE OF \$60/HOUR</b>		
<b>ATTORNEY</b>	<b>TRAVEL TIME (HOURS)</b>	<b>TOTAL (\$)</b>
MAIER, ANDREW	104.4	\$6,264.00
CISCO-STURGELL, KATHRYN	103.5	\$6,210.00
GLOVER, DAVID	103.0	\$6,180.00
BENNETT, NATHAN	102.1	\$6,126.00
MILLER, LATACHIA	102.0	\$6,120.00
BRYANT, CARL	101.4	\$6,084.00
KELLEY, DAVID	100.8	\$6,048.00
DILLON, WELLS	100.6	\$6,036.00
COOK, ANDREW	100.4	\$6,024.00
MCCLUNG, CHRISTOPHER	100.3	\$6,018.00
OGLE, CANDACE	100.1	\$6,006.00
HARMAN, MARLA	99.8	\$5,988.00
HOLROYD, RICK	98.3	\$5,898.00
STACY, JAMES	98.0	\$5,880.00
MYERS, JESSICA	97.4	\$5,844.00
KIDD, CHANTEL	97.1	\$5,826.00
HAMILTON, CHARLES	96.9	\$5,814.00
MATHERLY, JEFFREY	96.6	\$5,796.00
DAVIS, KEVIN	96.3	\$5,778.00
GARVIN, JULIE	95.6	\$5,736.00
ESTEP-MORGAN, MALORIE	95.5	\$5,730.00
TIPTON, KEVIN	95.4	\$5,724.00
DUTY, WILLIAM	93.7	\$5,622.00
ROBEY, JENNA	93.6	\$5,616.00
LAWSON, JOSHUA	91.9	\$5,514.00
BITTORF CAMARDI, VICTORIA	91.8	\$5,508.00
PENNINGTON, WILLIAM	91.6	\$5,496.00
MCGRAW, WARREN II	90.4	\$5,424.00
BABINEAU, ROBYN	89.7	\$5,382.00
NOON, WILLIAM	89.1	\$5,346.00
KARICKHOFF, DAVID	88.5	\$5,310.00
SHREVE, RYAN	88.5	\$5,310.00
BALLARD, JASON	88.1	\$5,286.00
OGLESBY, MONICA	88.1	\$5,286.00

<b>PUBLIC DEFENDER SERVICES</b> <b>TOTAL TRAVEL TIME</b> <b>FISCAL YEAR 2023</b> <b>TRAVEL TIME IS PAID AT THE OUT-OF-COURT RATE OF \$60/HOUR</b>		
<b>ATTORNEY</b>	<b>TRAVEL TIME (HOURS)</b>	<b>TOTAL (\$)</b>
HYRE, LISA	87.9	\$5,274.00
NESSEL, KERRY	86.9	\$5,214.00
STEED, DEBRA	86.1	\$5,166.00
BANKS, CLARISSA	85.3	\$5,118.00
CUSHMAN, FAUN	85.2	\$5,112.00
MCCULLOUGH, JUDITH	85.0	\$5,100.00
ASBURY, MICHAEL	84.9	\$5,094.00
ROLLO, ED	84.5	\$5,070.00
ROZAS, RAMON	83.7	\$5,022.00
ASHLEY, LINDSEY	82.9	\$4,974.00
FORD, RICHARD	81.5	\$4,890.00
LENARZ, BRETT	81.1	\$4,866.00
COOK, STEVEN	80.3	\$4,818.00
BLAIR, JERRY	79.8	\$4,788.00
CONNOLEY, KEVIN	79.8	\$4,788.00
MICHAEL, GREGORY	79.4	\$4,764.00
LESLIE, AMANDA	78.9	\$4,734.00
NELSON, MARY	78.1	\$4,686.00
LORD, JASON	76.5	\$4,590.00
REED, JEFFREY	76.2	\$4,572.00
HILL, DAVID	75.3	\$4,518.00
SHERMAN, GRANT	74.9	\$4,494.00
SHAFER, AMY	74.8	\$4,488.00
BORROR, MARIA	74.2	\$4,452.00
ERICKSON, BOBBY	73.5	\$4,410.00
ERHARD, CRAIG	72.4	\$4,344.00
MAZE, LESLIE	71.8	\$4,308.00
AHLBORN, COURTNEY	71.7	\$4,302.00
DEMOSS, DAVID	70.4	\$4,224.00
MCGANN, KIMBERLY	70.0	\$4,200.00
POWELL, ERIC	69.9	\$4,194.00
HARVEY, JOSEPH	69.6	\$4,176.00
WALLACE , MICHAEL	68.8	\$4,128.00
BURTON, DEANDRA	68.6	\$4,116.00

<b>PUBLIC DEFENDER SERVICES</b> <b>TOTAL TRAVEL TIME</b> <b>FISCAL YEAR 2023</b> <b>TRAVEL TIME IS PAID AT THE OUT-OF-COURT RATE OF \$60/HOUR</b>		
ATTORNEY	TRAVEL TIME (HOURS)	TOTAL (\$)
GUNN, ERICA	68.6	\$4,116.00
SINKKANEN, DREAMA	67.6	\$4,056.00
BLYLER, HOWARD	67.1	\$4,026.00
FLANAGAN, GABRIELLE	66.7	\$4,002.00
FRANCIS, ERIC	66.4	\$3,984.00
MAUSER, BERNARD	66.4	\$3,984.00
MOWRY, EMILY	66.0	\$3,960.00
MARTIN, JOSHUA	65.7	\$3,942.00
LAFON, TIMOTHY	64.9	\$3,894.00
WHITT, MICHAEL	64.8	\$3,888.00
ADKINS, MELIA	64.5	\$3,870.00
DAVIS, STEPHEN	64.5	\$3,870.00
KRATOVIL, JAMES	64.5	\$3,870.00
BLANKENSHIP, STEVEN	63.9	\$3,834.00
KUHN, MICHAEL	62.8	\$3,768.00
WILCOX, TIMBERA	62.8	\$3,768.00
SCHEETZ, CHRISTOPHER A	61.7	\$3,702.00
OSBORNE, EVELYN RAEANN	61.3	\$3,678.00
PRITT, JUSTIN	61.0	\$3,660.00
FAERBER, KRISTOPHER	60.7	\$3,642.00
HOLDREN, MACKENZIE	59.4	\$3,564.00
MEADOWS, TODD	59.3	\$3,558.00
KNISLEY, PAUL A.	59.1	\$3,546.00
GRIESACKER, JAMES	58.9	\$3,534.00
HAINES, MEREDITH	58.9	\$3,534.00
ALEXANDER, AMANDA	58.7	\$3,522.00
CRESTFIELD, JAMIE	58.5	\$3,510.00
GRAY, BRANDON	58.5	\$3,510.00
LOGSDON, MICHAEL	58.3	\$3,498.00
FAIR, MATTHEW	57.6	\$3,456.00
MEADOWS, MICHAEL	57.2	\$3,432.00
MICK, REBECCA E	56.9	\$3,414.00
DYER, THOMAS	56.8	\$3,408.00
DAY, KEVIN	56.3	\$3,378.00

<b>PUBLIC DEFENDER SERVICES</b> <b>TOTAL TRAVEL TIME</b> <b>FISCAL YEAR 2023</b> <b>TRAVEL TIME IS PAID AT THE OUT-OF-COURT RATE OF \$60/HOUR</b>		
<b>ATTORNEY</b>	<b>TRAVEL TIME (HOURS)</b>	<b>TOTAL (\$)</b>
GAMES-NEELY, PAMELA	56.2	\$3,372.00
BELL, SIDNEY	56.0	\$3,360.00
CAMPBELL, ADAM	55.9	\$3,354.00
PRITT, ALAN	55.4	\$3,324.00
STROEBEL, PAUL	54.5	\$3,270.00
MCPHERSON, JIMMY	54.0	\$3,240.00
STEWART, PAUL	54.0	\$3,240.00
CONWAY, GLEN	53.8	\$3,228.00
HINKLE, AMBER	53.6	\$3,216.00
HAYNIE, BELINDA	53.5	\$3,210.00
MIRHOSEINI, DAVID	53.0	\$3,180.00
DATRI, SETH	52.8	\$3,168.00
NOGAY, CATHRYN	52.2	\$3,132.00
PANEPINTO, MARK	52.0	\$3,120.00
CONWAY, KRISTA	51.8	\$3,108.00
DYER, ZACHARY	51.8	\$3,108.00
HUMBERSON, DON	51.5	\$3,090.00
WILSON, CHRISTOPHER	51.1	\$3,066.00
HAGER, EARL	50.9	\$3,054.00
SAUNDERS-MESKE, TERESA NICOLE	50.4	\$3,024.00
DUNLAP, ROBERT	49.9	\$2,994.00
RANSBOTTOM, SAM	49.8	\$2,988.00
BANKS, CLARISSA	49.5	\$2,970.00
DAVIS, JEFFERY	48.6	\$2,916.00
NOLAN, RAYMOND	48.1	\$2,886.00
OSHOWAY, FRANKLIN	48.0	\$2,880.00
VAN ZANT, SUSAN	48.0	\$2,880.00
HOLLANDSWORTH, RICHARD	47.5	\$2,850.00
LEACH, J MORGAN	47.5	\$2,850.00
YOUNGER, C. CHRISTOPHER	47.3	\$2,838.00
JORGENSEN, RAMSEY	47.0	\$2,820.00
STEELE, BRANDON	46.8	\$2,808.00
HETHERINGTON, RACHAEL	46.3	\$2,778.00
GOAD, JASON	46.2	\$2,772.00

<b>PUBLIC DEFENDER SERVICES</b> <b>TOTAL TRAVEL TIME</b> <b>FISCAL YEAR 2023</b> <b>TRAVEL TIME IS PAID AT THE OUT-OF-COURT RATE OF \$60/HOUR</b>		
<b>ATTORNEY</b>	<b>TRAVEL TIME (HOURS)</b>	<b>TOTAL (\$)</b>
MACIA, LEAH	46.0	\$2,760.00
WHITEMAN, FRANCES	46.0	\$2,760.00
CURIA, JOSEPH	45.9	\$2,754.00
HANDLEY, TANYA	45.3	\$2,718.00
YOUNG, WILLIAM	44.9	\$2,694.00
NETHKEN, STEPHANIE	43.7	\$2,622.00
SHUMAKER, BRANDON	43.6	\$2,616.00
PRENTICE, TIMOTHY	43.5	\$2,610.00
BOWLING, HOLLY	43.2	\$2,592.00
LONG, ROBBY	43.2	\$2,592.00
PHILLIPS, TODD	42.9	\$2,574.00
GARRETT, KAREN	42.0	\$2,520.00
WHITE, WESLEY	41.7	\$2,502.00
JUDY, WILLIAM	41.5	\$2,490.00
UMINA, RYAN	41.5	\$2,490.00
PETITTO, SARAH	40.9	\$2,454.00
MCDANIEL, DON	40.5	\$2,430.00
MORRIS, WILLIAM	40.5	\$2,430.00
HARDY, JOSHUA	40.4	\$2,424.00
GOSSETT, RANDY	39.8	\$2,388.00
HARWOOD, JASON	39.7	\$2,382.00
BAYLISS, SHAWN	39.6	\$2,376.00
KUENZEL, ROBERT	39.4	\$2,364.00
WINGFIELD, JASON	39.3	\$2,358.00
MOSES, JOSEPH	39.0	\$2,340.00
VICTOR, JENNIFER	38.3	\$2,298.00
YANNI, MATTHEW	38.0	\$2,280.00
LEBOW, BETH	37.8	\$2,268.00
BROWN, SCOTT	37.4	\$2,244.00
DATRI, SETH	37.4	\$2,244.00
CHILDERS, SHARON	36.9	\$2,214.00
CAREY, JAMES	35.5	\$2,130.00
GREGORY, JUSTIN	35.2	\$2,112.00
DELLIGATTI, MATTHEW	35.0	\$2,100.00

<b>PUBLIC DEFENDER SERVICES</b> <b>TOTAL TRAVEL TIME</b> <b>FISCAL YEAR 2023</b> <b>TRAVEL TIME IS PAID AT THE OUT-OF-COURT RATE OF \$60/HOUR</b>		
<b>ATTORNEY</b>	<b>TRAVEL TIME (HOURS)</b>	<b>TOTAL (\$)</b>
OGLESBY HOLLIDAY, MONICA	34.4	\$2,064.00
WOODS, JONNY	34.0	\$2,040.00
BALENOVICH, JOHN	33.9	\$2,034.00
LEFLER, DERRICK	33.4	\$2,004.00
BAXTER, BARB	33.3	\$1,998.00
DAWSON, WILLIAM	33.0	\$1,980.00
MATHEWS, REBECCA	32.6	\$1,956.00
MOOREHEAD, CHRISTOPHER	32.3	\$1,938.00
STARCHER, HEATHER	32.3	\$1,938.00
MEADE, JAMES	32.1	\$1,926.00
RUMORA, MARSHA	32.1	\$1,926.00
SUTTON, JOHN	32.0	\$1,920.00
TAYLOR, PAUL G.	31.3	\$1,878.00
PITTALUGA, JUAN	31.0	\$1,860.00
SLAVEY, TYLER	30.0	\$1,800.00
MCCASE, MATT	29.8	\$1,788.00
COCHRAN, JENNY	29.4	\$1,764.00
SKLAVOUNAKIS, JERRY	28.6	\$1,716.00
DEMPSTER, BRIAN	28.0	\$1,680.00
MCCOY, ADAM	27.0	\$1,620.00
DIEHL, ELIZABETH LAYNE	26.8	\$1,608.00
BURNS, DANIEL	26.6	\$1,596.00
EVANS, JENNY M.	26.4	\$1,584.00
ARRITT, KATHERINE	26.0	\$1,560.00
MATZUREFF, NICHOLAS	26.0	\$1,560.00
KUHN, KELLEY	25.8	\$1,548.00
SOUDERS, MELISHA	25.6	\$1,536.00
BRADFORD, MATTHEW	25.4	\$1,524.00
DASCOLI, CARL	25.4	\$1,524.00
MALLET, SHANE	25.2	\$1,512.00
OSGOOD, AMY	25.2	\$1,512.00
FINCH, LAURA	24.7	\$1,482.00
HOFFMAN, TRAVIS	23.6	\$1,416.00
BAILEY, MICHAEL	23.4	\$1,404.00

<b>PUBLIC DEFENDER SERVICES</b> <b>TOTAL TRAVEL TIME</b> <b>FISCAL YEAR 2023</b> <b>TRAVEL TIME IS PAID AT THE OUT-OF-COURT RATE OF \$60/HOUR</b>		
<b>ATTORNEY</b>	<b>TRAVEL TIME (HOURS)</b>	<b>TOTAL (\$)</b>
WAGNER, NATHAN	22.9	\$1,374.00
FRAME, WILLIAM	22.3	\$1,338.00
BELLOMY, DONALD	21.4	\$1,284.00
BIDDLE, JACQUELYN	20.1	\$1,206.00
COLVIN, NICHOLAS	20.1	\$1,206.00
SHAW, MICHAEL	19.7	\$1,182.00
ROBINSON, KEVIN	19.6	\$1,176.00
MOUNTS, TONYA	19.2	\$1,152.00
SMITH, NICOLA	19.2	\$1,152.00
THOMPSON, JOHN M. JR.	19.2	\$1,152.00
SPADARO, LAURA	19.0	\$1,140.00
DUMAPIT, RUPERTO	18.3	\$1,098.00
BAZZLE, J. PARKER II	18.2	\$1,092.00
HATFIELD, RONALD	18.2	\$1,092.00
FROBLE, MICHAEL	18.1	\$1,086.00
COTTRILL, TYLER	17.8	\$1,068.00
MARCUM, JUSTIN	17.6	\$1,056.00
PRICE, SHANNON	17.4	\$1,044.00
BISCHOFF, CLINTON	17.1	\$1,026.00
LYNCH, ASHLEY	17.0	\$1,020.00
MANTZ, J. LOGAN	17.0	\$1,020.00
WRIGHT, BRADLEY	17.0	\$1,020.00
MCGINNIS, JOHN	16.8	\$1,008.00
MORELAND, CATHE	16.8	\$1,008.00
JACKSON, DANA	16.7	\$1,002.00
BARRAT, ROBERT	16.6	\$996.00
FRAME, JARED	16.6	\$996.00
CONRAD, JAMISON	16.5	\$990.00
POWELL, DONOVAN	16.4	\$984.00
CRAWLEY-WOODS, BEN	16.3	\$978.00
SAAD, ABRAHAM	16.0	\$960.00
LOVE, JAY	15.6	\$936.00
SELDEN, STANLEY	15.5	\$930.00
WILLIAMS, JOHN E., JR.	15.5	\$930.00

<b>PUBLIC DEFENDER SERVICES</b> <b>TOTAL TRAVEL TIME</b> <b>FISCAL YEAR 2023</b> <b>TRAVEL TIME IS PAID AT THE OUT-OF-COURT RATE OF \$60/HOUR</b>		
<b>ATTORNEY</b>	<b>TRAVEL TIME (HOURS)</b>	<b>TOTAL (\$)</b>
NETZ, HOLLY	15.3	\$918.00
MORGAN, TONY	15.0	\$900.00
DICKEN, SCOTT	14.5	\$870.00
SAL, NATALIE	14.5	\$870.00
TURKETT, HOLLY	14.3	\$858.00
WOODS, JEFF	14.3	\$858.00
CARY, MICHAEL	14.2	\$852.00
JARRELL, CAYMAN	14.0	\$840.00
JUBA-PLUMLEY, ROSALEE	13.8	\$828.00
PENNINGTON, DEANNA	13.8	\$828.00
GANDEE, STEPHENEE	13.4	\$804.00
COLY, KELLY	13.3	\$798.00
MILLS, SOPHIA	13.2	\$792.00
TAYLOR, ADAM	12.9	\$774.00
NELSON, JAMES	12.8	\$768.00
PIZZO, JOHN	12.8	\$768.00
ZAVOLTA, MICHAEL	12.8	\$768.00
DIXON, SARAH	12.3	\$738.00
MCCLURE, ALLISON	12.3	\$738.00
UMINA, BETH	12.2	\$732.00
BARNHART, MASON	12.0	\$720.00
GREINER, CATHY	11.9	\$714.00
DOVE, EVAN	11.8	\$708.00
HAMILTON, NEAL JAY	11.8	\$708.00
BRITTON, TRAVIS	11.6	\$696.00
DONEGHY, BRENDAN	11.4	\$684.00
WHITE, THOMAS E	11.4	\$684.00
HARRIS, SCOTT	11.3	\$678.00
FUNKHOUSER, JOHN	11.1	\$666.00
SELARIO, MICHAEL	10.7	\$642.00
GERBER, JAY JR	10.4	\$624.00
WHITE, MAX	10.3	\$618.00
POWELL, JC	10.0	\$600.00
WALTERS, RON	9.7	\$582.00

<b>PUBLIC DEFENDER SERVICES</b> <b>TOTAL TRAVEL TIME</b> <b>FISCAL YEAR 2023</b> <b>TRAVEL TIME IS PAID AT THE OUT-OF-COURT RATE OF \$60/HOUR</b>		
<b>ATTORNEY</b>	<b>TRAVEL TIME (HOURS)</b>	<b>TOTAL (\$)</b>
BOGARAD, SHARON	9.5	\$570.00
KOSLOSKI, KIMBERLY	9.4	\$564.00
COREY, DANIEL	9.0	\$540.00
LAZAR, ALYSSA	9.0	\$540.00
SPIKER, GARRETT	8.9	\$534.00
GARCIA, JOSEPH	8.7	\$522.00
MORGAN, DAMON	8.7	\$522.00
RIDDELL, CHRISTIAN	8.7	\$522.00
LOCKWOOD, ASHLEY	8.6	\$516.00
CROWE, PATRICK	8.5	\$510.00
FRAZIER , MICHAEL	8.5	\$510.00
MARTIN, JAMES	8.5	\$510.00
TORRES, GEORGE	8.3	\$498.00
BOWSER, PHILIP	8.0	\$480.00
CZARNIK, R. THOMAS	8.0	\$480.00
HOBBS, MARK	8.0	\$480.00
WARMAN, CHERYL L.	8.0	\$480.00
IDLER, NICHOLAS	7.7	\$462.00
BUTCHER, ANNA	7.6	\$456.00
HUTCHISON, KATIE	7.6	\$456.00
SCHILLACE, GREGORY H	7.5	\$450.00
BLICKENSTAFF, BRIAN	7.4	\$444.00
DAVENPORT, MICHAEL	7.3	\$438.00
MOWEN, GORDON	7.3	\$438.00
GREEN, LISA	7.0	\$420.00
SENGEWALT, JORDAN	7.0	\$420.00
MEADOWS, DAYTON	6.8	\$408.00
MANN, AMY	6.5	\$390.00
STEPHENS, GLORIA	6.5	\$390.00
COLLIE, QUENTIN	6.3	\$378.00
PRICE, TOM	6.2	\$372.00
MOYE, DAVID	6.0	\$360.00
HATFIELD, MATTHEW	5.7	\$342.00
CAMEON, BRENT	5.6	\$336.00

<b>PUBLIC DEFENDER SERVICES</b> <b>TOTAL TRAVEL TIME</b> <b>FISCAL YEAR 2023</b> <b>TRAVEL TIME IS PAID AT THE OUT-OF-COURT RATE OF \$60/HOUR</b>		
<b>ATTORNEY</b>	<b>TRAVEL TIME (HOURS)</b>	<b>TOTAL (\$)</b>
GAYDOS, MARK	5.5	\$330.00
WOLFE, B. SCOTT	5.5	\$330.00
HULETT, ERIC	5.2	\$312.00
RODRIGUEZ, VANESSA	5.2	\$312.00
MCALLISTER, SARAH	5.0	\$300.00
CISCO, ROBIN	4.8	\$288.00
CLARK, ERIN	4.8	\$288.00
LUSK, KYLE	4.8	\$288.00
BUCY, WINIFRED	4.5	\$270.00
BOUCHILLON, NEIL R	4.4	\$264.00
LEFLER, CHRISTOPHER	4.4	\$264.00
MCCOID, ROBERT G.	4.3	\$258.00
PRATT, LENA DONNA	4.3	\$258.00
HUNTER, JOSEPH	4.2	\$252.00
ROSENLIEB, DUANE	4.1	\$246.00
RABER, JUSTIN	4.0	\$240.00
ADDAIR, MICHAEL	3.8	\$228.00
JUDY, AARON	3.8	\$228.00
LONDON, MATTHEW	3.8	\$228.00
CONRAD, LARRY	3.7	\$222.00
WOLFE, STEVEN	3.5	\$210.00
WARNICK, ELIZABETH	3.3	\$198.00
GEARY, JAMES PAUL II	3.2	\$192.00
SKEEN, KENNAD L II	3.2	\$192.00
TURNER, RYAN	3.1	\$186.00
CHANNEY, DAVID	3.0	\$180.00
FLANIGAN, RYAN	3.0	\$180.00
JETT, SARABETH	3.0	\$180.00
MEADOWS, MCKENNA	3.0	\$180.00
TOTHE, HANNAH	3.0	\$180.00
TSORAS, THEODORE	3.0	\$180.00
GODWIN, AMANDA	2.9	\$174.00
BLACK, MARCUS	2.8	\$168.00
HAWROT, LISA	2.8	\$168.00

<b>PUBLIC DEFENDER SERVICES</b> <b>TOTAL TRAVEL TIME</b> <b>FISCAL YEAR 2023</b> <b>TRAVEL TIME IS PAID AT THE OUT-OF-COURT RATE OF \$60/HOUR</b>		
ATTORNEY	TRAVEL TIME (HOURS)	TOTAL (\$)
VANTASSEL, SHERRI	2.8	\$168.00
PRINCE, JONATHAN	2.6	\$156.00
KIRBY, TODD	2.5	\$150.00
THOMAS, BONNIE	2.3	\$138.00
THOMPSON, DAVID	2.2	\$132.00
WRIGHT, STEVEN	2.2	\$132.00
FLANIGAN, PAIGE	2.1	\$126.00
OLIVERO, NOEL	2.1	\$126.00
BARNETT, KENNETH	2.0	\$120.00
HARRAH, LARRY	2.0	\$120.00
ILDERTON, ROBERT	2.0	\$120.00
MCCARDLE, BRIANNA	2.0	\$120.00
RAMSEY, ANGELA	2.0	\$120.00
SHEPHERD, STEPHANIE	2.0	\$120.00
ARMSTRONG, DANIEL	1.7	\$102.00
THOMAS, D. LUKE	1.6	\$96.00
COSENZA, GEORGE	1.5	\$90.00
DEVORE, MATTHEW	1.5	\$90.00
PUGH, ANNA	1.5	\$90.00
RAY, AMANDA	1.5	\$90.00
SMITH, CLINTON W.	1.5	\$90.00
TURNER, BUDDY	1.5	\$90.00
PAYNE, DEBBIE FLOWERS	1.4	\$84.00
ZURBUCH, PETER	1.4	\$84.00
KOWALKOWSKI, SARAH	1.3	\$78.00
LOOS , RYAN	1.3	\$78.00
ATKINSON, MARK	1.2	\$72.00
FAINI, ANTHONY	1.2	\$72.00
KROGER, THOMAS	1.2	\$72.00
MORGAN, JENNIFER	1.2	\$72.00
SMITH, MATTHEW	1.2	\$72.00
WILSON, C. RICHARD	1.1	\$66.00
STONE, JR., ROBERT C.	1.0	\$60.00
YOST, BRIAN	1.0	\$60.00

<b>PUBLIC DEFENDER SERVICES</b> <b>TOTAL TRAVEL TIME</b> <b>FISCAL YEAR 2023</b> <b>TRAVEL TIME IS PAID AT THE OUT-OF-COURT RATE OF \$60/HOUR</b>		
<b>ATTORNEY</b>	<b>TRAVEL TIME (HOURS)</b>	<b>TOTAL (\$)</b>
CHANDLER, JUSTIN	0.8	\$48.00
LEWIS, THOMAS	0.8	\$48.00
CLARK, MATTHEW	0.6	\$36.00
HUGHES, DYLAN	0.6	\$36.00
MUNOZ, JOE	0.6	\$36.00
WHITE, LAW OFFICE OF BRUCE	0.6	\$36.00
DYER , CHELBY	0.5	\$30.00
TURNER, LAUREN	0.5	\$30.00
ZIEGLER, ANNA	0.5	\$30.00
ZURBUCH, JEFFREY	0.5	\$30.00
DAVIS, STEVEN	0.4	\$24.00
TISSUE, PHILIP	0.4	\$24.00
WILSON, BRIDGETTE	0.4	\$24.00
CHENOWETH, ROBERT	0.2	\$12.00
PELLEGRIN, LEVI	0.2	\$12.00
<b>Total</b>	<b>55,920.6</b>	<b>\$3,355,236.00</b>

<b>PUBLIC DEFENDER SERVICES</b> <b>TOTAL TRAVEL TIME</b> <b>FISCAL YEAR 2024</b> <b>TRAVEL TIME IS PAID AT THE OUT-OF-COURT RATE OF \$60/HOUR</b>		
ATTORNEY	TRAVEL TIME (HOURS)	TOTAL (\$)
RUTH, RYAN	993.1	\$59,586.00
RICHARDSON, IRA	780.0	\$46,800.00
CHATTIN, ANDREW	676.1	\$40,566.00
GREGORY, BETTY	617.4	\$37,044.00
ROSINSKY, TIM	548.2	\$32,892.00
FITTRO, JONATHAN	547.8	\$32,868.00
MAGANN, MICHAEL	536.4	\$32,184.00
RICHARDSON, DAVID	511.2	\$30,672.00
HIVELY, HERBERT	506.0	\$30,360.00
JURCO, JOHN	493.9	\$29,634.00
LUPARDUS, TIMOTHY	487.2	\$29,232.00
DAVIS, G. PHILLIP	478.7	\$28,722.00
HUGHART, KEVIN W.	469.3	\$28,158.00
CROWE, PATRICK	458.8	\$27,528.00
JOHNSON, REBECCA	453.8	\$27,228.00
ANTOLINI, KRISTEN	446.1	\$26,766.00
HILL, SUSAN	440.1	\$26,406.00
DOTSENKO, JULIANA	432.0	\$25,920.00
BRAMBLE, MARK	407.9	\$24,474.00
MICHAEL, DIANE	403.4	\$24,204.00
HATFIELD, KAREN	395.9	\$23,754.00
KIRKPATRICK, DAVID	395.4	\$23,724.00
CLINE, TYLER	394.0	\$23,640.00
SPONAUGLE, KEVIN	389.8	\$23,388.00
MANCINI, STEVEN	384.0	\$23,040.00
BALLARD, JASON	369.0	\$22,140.00
GENTILOZZI, TIMOTHY	359.4	\$21,564.00
HALL, SARA	356.6	\$21,396.00
HOLDREN, MACKENZIE	349.2	\$20,952.00
BENNETT, NATHAN	344.0	\$20,640.00
WILKINSON, ROBERT	340.6	\$20,436.00
FARNSWORTH, MICHAEL	337.3	\$20,238.00
SHAFFER, ANDREW	324.9	\$19,494.00
KOSTENKO, CHRISTINA	316.5	\$18,990.00
MASON, MICHAEL	314.8	\$18,888.00

<b>PUBLIC DEFENDER SERVICES</b> <b>TOTAL TRAVEL TIME</b> <b>FISCAL YEAR 2024</b> <b>TRAVEL TIME IS PAID AT THE OUT-OF-COURT RATE OF \$60/HOUR</b>		
<b>ATTORNEY</b>	<b>TRAVEL TIME (HOURS)</b>	<b>TOTAL (\$)</b>
WILSON, LAUREN	313.6	\$18,816.00
ANDERSON, JOHN	310.7	\$18,642.00
EASTON, BRENT	307.2	\$18,432.00
KLATT, WILBERT	306.4	\$18,384.00
ROGERS, JOHN	303.7	\$18,222.00
ESCUE, BRYAN	299.8	\$17,988.00
LOGUE, SEAN	297.7	\$17,862.00
HAWKINS, JAMES	293.7	\$17,622.00
BEAVERS, PATRICIA	293.6	\$17,616.00
TINGLER, GREGORY	285.5	\$17,130.00
JANUTOLO, THOMAS M.	284.4	\$17,064.00
ADAMS, WILLIAM	283.4	\$17,004.00
DEHAVEN, CARRIE	282.2	\$16,932.00
HINERMAN, HOLLY	282.2	\$16,932.00
HYLTON, VICKIE	278.8	\$16,728.00
BROWN-BAILEY, COLLEEN	278.0	\$16,680.00
MASCIO, DAVID	273.8	\$16,428.00
GRAHAM, TAYLOR	272.3	\$16,338.00
WEATHERHOLT, JEFFREY	267.9	\$16,074.00
VICTOR, MATTHEW	260.3	\$15,618.00
BROWN TILLERY, ELIZABETH	258.6	\$15,516.00
WILLIAMS, DEAN	257.9	\$15,474.00
KRAMER, CARIN	254.5	\$15,270.00
FRYE, ANDREW	251.8	\$15,108.00
MORGAN, DEAN	251.1	\$15,066.00
KELLEY, DAVID	249.8	\$14,988.00
KUHN, MICHAEL	248.4	\$14,904.00
WEST, JORDAN	247.0	\$14,820.00
BOND WALLACE, CATHERINE	242.4	\$14,544.00
CHRIST, KATRINA	239.0	\$14,340.00
TREADWAY, JOHN	233.7	\$14,022.00
KENT, TIFFANY	232.5	\$13,950.00
BAUM, MICHAEL	229.4	\$13,764.00
CRESTFIELD, JAMIE	229.1	\$13,746.00

<b>PUBLIC DEFENDER SERVICES</b> <b>TOTAL TRAVEL TIME</b> <b>FISCAL YEAR 2024</b> <b>TRAVEL TIME IS PAID AT THE OUT-OF-COURT RATE OF \$60/HOUR</b>		
<b>ATTORNEY</b>	<b>TRAVEL TIME (HOURS)</b>	<b>TOTAL (\$)</b>
CLINE, COLIN	227.3	\$13,638.00
BARNEY, MARK	225.4	\$13,524.00
KRATOVIL, PATRICK	223.9	\$13,434.00
NANNERS, STEVEN	222.9	\$13,374.00
SMITH, ASHLEY	214.6	\$12,876.00
YOST, JENNIFER	214.5	\$12,870.00
FREEMAN, BENJAMIN	210.4	\$12,624.00
GARVIN, JULIE	210.4	\$12,624.00
TALBERT, TY	207.1	\$12,426.00
OGLESBY HOLLIDAY, MONICA	206.3	\$12,378.00
WALKER, LELA	204.9	\$12,294.00
CALLAGHAN, JULIA	203.9	\$12,234.00
DATRI, SETH	201.6	\$12,096.00
SINGH, TEJINDER	199.9	\$11,994.00
GAIN, JASON	199.2	\$11,952.00
WARNICK, ELIZABETH	199.2	\$11,952.00
FLINCHUM, R. KEITH	197.7	\$11,862.00
ROMAN, MELISSA	197.0	\$11,820.00
DINARDI, PETER	196.8	\$11,808.00
BULLMAN, EDWARD	194.5	\$11,670.00
NELSON, JONIE	193.2	\$11,592.00
COURTRIGHT, GREGORY	191.9	\$11,514.00
HUFFMAN, WILLIAM	191.1	\$11,466.00
MASTERS, IAN	188.5	\$11,310.00
STARCHER, KENNETH	187.6	\$11,256.00
BAKER, JOEL	185.7	\$11,142.00
COOK, STEVEN	185.3	\$11,118.00
HUSON, ALLISON	184.8	\$11,088.00
WHITE, DAVID	184.7	\$11,082.00
KUHL, MAGGIE	182.3	\$10,938.00
MOORE, JUSTON	181.4	\$10,884.00
MICHELSON, GAIL	180.0	\$10,800.00
HESS, REBECCA	178.4	\$10,704.00
DAVIS, ELIZABETH	178.1	\$10,686.00

<b>PUBLIC DEFENDER SERVICES</b> <b>TOTAL TRAVEL TIME</b> <b>FISCAL YEAR 2024</b> <b>TRAVEL TIME IS PAID AT THE OUT-OF-COURT RATE OF \$60/HOUR</b>		
<b>ATTORNEY</b>	<b>TRAVEL TIME (HOURS)</b>	<b>TOTAL (\$)</b>
ESTEP-MORGAN, MALORIE	177.8	\$10,668.00
HARCLERODE, ALEX	176.3	\$10,578.00
LONG, BRENDEN	176.1	\$10,566.00
NOON, WILLIAM	176.1	\$10,566.00
MALLOW, STEPHEN	175.8	\$10,548.00
BISCHOFF, CLINTON	173.9	\$10,434.00
UTT, BARBARA	173.7	\$10,422.00
LAMBERT, ROGER	173.4	\$10,404.00
NOLAN, RAYMOND	171.4	\$10,284.00
BROCK, MATTHEW	169.7	\$10,182.00
SIMMONS, HUNTER	168.0	\$10,080.00
ANDERSON, ERIC	164.6	\$9,876.00
MORGAN, WARD	164.6	\$9,876.00
DILLON, WELLS	164.0	\$9,840.00
BRIGHT, HILARY	161.5	\$9,690.00
MYERS, MORIAH	161.5	\$9,690.00
WILDMAN, ERIC	159.9	\$9,594.00
KIRKLAND, J. DANIEL	159.1	\$9,546.00
SAFCSAK, MICHAEL	158.7	\$9,522.00
GREENE, AMANDA	156.8	\$9,408.00
LIGHTNER, KIRK	156.2	\$9,372.00
WHITE, KEITH	155.9	\$9,354.00
SCOTT, JOHN	154.3	\$9,258.00
ROLLO, LANCE	154.0	\$9,240.00
MORRIS, WILLIAM	153.9	\$9,234.00
CONRAD, LARRY	152.8	\$9,168.00
GAMES-NEELY, PAMELA	150.2	\$9,012.00
GWALTNEY, JR., PAUL	149.6	\$8,976.00
POWELL, ANDREA	148.6	\$8,916.00
PLANTS, MARK	147.3	\$8,838.00
HICKMAN, MATTHEW	146.9	\$8,814.00
ORNDORFF, JOSHUA	145.7	\$8,742.00
KURELAC , PETER	144.7	\$8,682.00
STACY, MELISSA	143.4	\$8,604.00

<b>PUBLIC DEFENDER SERVICES</b> <b>TOTAL TRAVEL TIME</b> <b>FISCAL YEAR 2024</b> <b>TRAVEL TIME IS PAID AT THE OUT-OF-COURT RATE OF \$60/HOUR</b>		
<b>ATTORNEY</b>	<b>TRAVEL TIME (HOURS)</b>	<b>TOTAL (\$)</b>
NEISWONGER, KEVIN	142.7	\$8,562.00
AUSTIN, BRANDON	142.3	\$8,538.00
BROWN, JOSHUA	141.2	\$8,472.00
NORMAN, JOSHUA	140.2	\$8,412.00
LEACH, J MORGAN	137.9	\$8,274.00
DAVIS, MORRIS	136.4	\$8,184.00
WOOD, JACK	136.4	\$8,184.00
CHILDERS, SHARON	135.6	\$8,136.00
LOCKWOOD, JAMELLA	134.7	\$8,082.00
THORNE, STEVEN	133.4	\$8,004.00
NAVY, VICTOR	133.2	\$7,992.00
ROLLO, ED	132.9	\$7,974.00
BULLMAN, SANDRA	131.8	\$7,908.00
MEADOWS, DAYTON	131.3	\$7,878.00
GUNNOE, RICHARD	130.9	\$7,854.00
GRIESACKER, JAMES	130.2	\$7,812.00
SHOUGH, SCOTT	130.2	\$7,812.00
MAZE, LESLIE	129.5	\$7,770.00
FORD, RICHARD	128.2	\$7,692.00
RESETER, ANDREW	127.3	\$7,638.00
PETTIJOHN, DENISE	125.8	\$7,548.00
LESLIE, AMANDA	125.6	\$7,536.00
BAILEY, BRIAN	122.9	\$7,374.00
BANKS, CLARISSA	122.5	\$7,350.00
HARDY, JOSHUA	122.0	\$7,320.00
DEAN, WILLIAM	121.2	\$7,272.00
WHITEMAN, FRANCES	120.8	\$7,248.00
WHITTEN, ZACH	120.5	\$7,230.00
COOPER, JEREMY	119.7	\$7,182.00
KARICKHOFF, DAVID	119.5	\$7,170.00
MCCASE, MATT	118.6	\$7,116.00
SPANO, JOSEPH	118.3	\$7,098.00
MCCOY, JAMES	118.0	\$7,080.00
VAN HORN, SARAH	118.0	\$7,080.00

<b>PUBLIC DEFENDER SERVICES</b> <b>TOTAL TRAVEL TIME</b> <b>FISCAL YEAR 2024</b> <b>TRAVEL TIME IS PAID AT THE OUT-OF-COURT RATE OF \$60/HOUR</b>		
<b>ATTORNEY</b>	<b>TRAVEL TIME (HOURS)</b>	<b>TOTAL (\$)</b>
BAXTER, BARB	117.0	\$7,020.00
MAIER, ANDREW	117.0	\$7,020.00
KRATOVIL, JAMES	116.6	\$6,996.00
DUMAPIT, RUPERTO	116.4	\$6,984.00
IAPALUCCI, ALLISON	116.4	\$6,984.00
POLVERINI, JACOB	114.5	\$6,870.00
ALEXANDER, AMANDA	114.3	\$6,858.00
HICKS, MICHAEL	113.4	\$6,804.00
DIEHL, ELIZABETH LAYNE	113.0	\$6,780.00
HONAKER, CALVIN	111.2	\$6,672.00
DICKEN, SCOTT	108.7	\$6,522.00
HOUCK, G. TODD	108.4	\$6,504.00
ADKINS, DONNIE	106.1	\$6,366.00
SPAULDING, BERNARD	104.8	\$6,288.00
HAYNIE, BELINDA	104.5	\$6,270.00
SKEENS, JEFFREY	103.9	\$6,234.00
MOWRY, EMILY	101.9	\$6,114.00
MICK, REBECCA E	101.4	\$6,084.00
ARNOLD, S. ANDREW	100.0	\$6,000.00
KATZ, ANDY	99.1	\$5,946.00
PENNINGTON, WILLIAM	98.9	\$5,934.00
CATLETT, ROBERT	98.8	\$5,928.00
MCGANN, KIMBERLY	98.6	\$5,916.00
AHLBORN, COURTNEY	98.5	\$5,910.00
MILLER, LATACHIA	98.4	\$5,904.00
JACKSON, DANA	97.5	\$5,850.00
BLYLER, HOWARD	97.0	\$5,820.00
KITTLE, DENNIS	96.9	\$5,814.00
ROBEY, JENNA	96.6	\$5,796.00
WILCOX, TIMBERA	96.2	\$5,772.00
WATSON, KEVIN J	95.2	\$5,712.00
MILLS, SOPHIA	95.1	\$5,706.00
HAMILTON, CHARLES	94.4	\$5,664.00
STEELE, BRANDON	94.3	\$5,658.00

<b>PUBLIC DEFENDER SERVICES</b> <b>TOTAL TRAVEL TIME</b> <b>FISCAL YEAR 2024</b> <b>TRAVEL TIME IS PAID AT THE OUT-OF-COURT RATE OF \$60/HOUR</b>		
<b>ATTORNEY</b>	<b>TRAVEL TIME (HOURS)</b>	<b>TOTAL (\$)</b>
CHAPMAN, SARA	94.1	\$5,646.00
OSBORNE, EVELYN RAEANN	93.8	\$5,628.00
MYERS, JESSICA	93.2	\$5,592.00
YOUNG, WILLIAM	93.0	\$5,580.00
LYONS, TERESA	92.7	\$5,562.00
ARMSTRONG, DANIEL	92.3	\$5,538.00
CHITTUM, KENNETH	92.3	\$5,538.00
BROWN, SCOTT	91.6	\$5,496.00
BROOKS, JOHN	90.8	\$5,448.00
YOHO, AARON	89.1	\$5,346.00
SOUDERS, MELISHA	88.9	\$5,334.00
HYRE, LISA	88.4	\$5,304.00
GLOVER, DAVID	88.1	\$5,286.00
WHITT, MICHAEL	88.0	\$5,280.00
HOLLANDSWORTH, RICHARD	87.7	\$5,262.00
MACIA, LEAH	87.6	\$5,256.00
PRALL, THOMAS	86.9	\$5,214.00
STEED, DEBRA	86.8	\$5,208.00
MCCULLOUGH, JUDITH	86.0	\$5,160.00
SHERMAN, GRANT	86.0	\$5,160.00
ADKINS, MELIA	85.3	\$5,118.00
BAILEY, MICHAEL	85.3	\$5,118.00
ADAMS, JARED	84.9	\$5,094.00
HALL, BEVERLY	84.9	\$5,094.00
RODGERS, JEFFREY	84.8	\$5,088.00
JARRELL, CYNTHIA J.	84.7	\$5,082.00
CONWAY, KRISTA	83.7	\$5,022.00
DEMOSS, DAVID	83.6	\$5,016.00
HOLROYD, RICK	81.9	\$4,914.00
BAYLISS, SHAWN	81.3	\$4,878.00
DAVENPORT, MICHAEL	81.3	\$4,878.00
RICE, WILLIAM	80.1	\$4,806.00
MOWEN, GORDON	79.5	\$4,770.00
MAUSER, BERNARD	79.1	\$4,746.00

<b>PUBLIC DEFENDER SERVICES</b> <b>TOTAL TRAVEL TIME</b> <b>FISCAL YEAR 2024</b> <b>TRAVEL TIME IS PAID AT THE OUT-OF-COURT RATE OF \$60/HOUR</b>		
<b>ATTORNEY</b>	<b>TRAVEL TIME (HOURS)</b>	<b>TOTAL (\$)</b>
BURTON, DEANDRA	78.5	\$4,710.00
CLINE, TENISHA	78.5	\$4,710.00
NESSEL, KERRY	77.9	\$4,674.00
CAMPBELL, ADAM	76.6	\$4,596.00
MICHAEL, GREGORY	76.5	\$4,590.00
STEDMAN, JASON	74.9	\$4,494.00
BRIGHT, ROBERT	74.1	\$4,446.00
GRAY, BRANDON	73.9	\$4,434.00
REED, JEFFREY	73.6	\$4,416.00
FAERBER, KRISTOPHER	72.9	\$4,374.00
NELSON, MARY	72.8	\$4,368.00
SCHEETZ, CHRISTOPHER A	72.6	\$4,356.00
LONG, ROBBY	72.1	\$4,326.00
WALLACE , MICHAEL	72.1	\$4,326.00
MCCLUNG, CHRISTOPHER	71.4	\$4,284.00
MEETEER, JENNIFER	71.3	\$4,278.00
UMINA, BETH	71.0	\$4,260.00
MARCUM, JUSTIN	70.8	\$4,248.00
BELL, SIDNEY	70.7	\$4,242.00
FRANCIS, ERIC	70.2	\$4,212.00
DALTON, NIC	69.7	\$4,182.00
HUMBERSON, DON	69.2	\$4,152.00
SAYRE, TRAVIS	68.9	\$4,134.00
VICTOR, JENNIFER	68.7	\$4,122.00
SHAFER, AMY	68.6	\$4,116.00
SANTA BARBARA, MICHAEL	68.5	\$4,110.00
EVANS, THOMAS H. III	68.4	\$4,104.00
CISCO-STURGELL, KATHRYN	67.4	\$4,044.00
RAY, AMANDA	67.4	\$4,044.00
MARTIN, JOSHUA	67.2	\$4,032.00
MCDANIEL, DON	66.8	\$4,008.00
ROZAS, RAMON	66.4	\$3,984.00
POWELL, ERIC	66.2	\$3,972.00
GARCIA, JOSEPH	65.0	\$3,900.00

<b>PUBLIC DEFENDER SERVICES</b> <b>TOTAL TRAVEL TIME</b> <b>FISCAL YEAR 2024</b> <b>TRAVEL TIME IS PAID AT THE OUT-OF-COURT RATE OF \$60/HOUR</b>		
<b>ATTORNEY</b>	<b>TRAVEL TIME (HOURS)</b>	<b>TOTAL (\$)</b>
HUNTER, JOSEPH	64.6	\$3,876.00
MCPHERSON, JIMMY	64.0	\$3,840.00
HARMAN, MARLA	63.0	\$3,780.00
SHUMAKER, BRANDON	62.7	\$3,762.00
STURM, HEIDI	62.4	\$3,744.00
HAINES, MEREDITH	61.6	\$3,696.00
SAUNDERS-MESKE, TERESA NICOLE	61.4	\$3,684.00
SHREVE, RYAN	60.8	\$3,648.00
BLANKENSHIP, STEVEN	60.1	\$3,606.00
BARNHART, MASON	59.8	\$3,588.00
MOSES, JOSEPH	58.7	\$3,522.00
OGLE, CANDACE	58.5	\$3,510.00
STACY, MELISSA	58.2	\$3,492.00
MANTZ, J. LOGAN	57.7	\$3,462.00
BITTORF CAMARDI, VICTORIA	57.3	\$3,438.00
PHILLIPS, TODD	57.2	\$3,432.00
GOAD, JASON	56.6	\$3,396.00
SHERMAN, LAWRENCE E., JR.	55.8	\$3,348.00
UMINA, RYAN	55.7	\$3,342.00
LORD, JASON	55.6	\$3,336.00
FAIR, MATTHEW	55.2	\$3,312.00
BRISCOE, L. SCOTT	55.0	\$3,300.00
DALBY, NANCY	54.6	\$3,276.00
KEESEEE, RYAN	49.6	\$2,976.00
MEADOWS, MICHAEL	49.5	\$2,970.00
KNISLEY, PAUL A.	49.3	\$2,958.00
EVANS, JENNY M.	49.1	\$2,946.00
GRUNAU, DAVID	48.9	\$2,934.00
WILSON, CHRISTOPHER	48.2	\$2,892.00
JEFFRIES, NIGEL	48.1	\$2,886.00
EACHUS, MICHAEL	47.6	\$2,856.00
HAGER, EARL	47.6	\$2,856.00
HANDLEY, TANYA	47.6	\$2,856.00
GLOVER, CHRISTINE	47.5	\$2,850.00

<b>PUBLIC DEFENDER SERVICES</b> <b>TOTAL TRAVEL TIME</b> <b>FISCAL YEAR 2024</b> <b>TRAVEL TIME IS PAID AT THE OUT-OF-COURT RATE OF \$60/HOUR</b>		
<b>ATTORNEY</b>	<b>TRAVEL TIME (HOURS)</b>	<b>TOTAL (\$)</b>
PANEPINTO, MARK	47.3	\$2,838.00
WOODS, JONNY	46.6	\$2,796.00
HARVEY, JOSEPH	46.5	\$2,790.00
DUNLAP, ROBERT	46.3	\$2,778.00
JETT, SARABETH	46.3	\$2,778.00
SKEEN, KEITH	46.3	\$2,778.00
COLY, KELLY	45.8	\$2,748.00
FRAME, WILLIAM	44.6	\$2,676.00
HARWOOD, JASON	43.7	\$2,622.00
MEADE, JAMES	43.6	\$2,616.00
RIDDELL, CHRISTIAN	43.2	\$2,592.00
DUTY, WILLIAM	42.8	\$2,568.00
JORGENSEN, RAMSEY	42.8	\$2,568.00
DAVIS, KEVIN	42.7	\$2,562.00
OSHOWAY, FRANKLIN	42.6	\$2,556.00
SWEENEY, JONATHAN	42.6	\$2,556.00
PRITT, JUSTIN	42.1	\$2,526.00
VANCE, BRIAN	42.1	\$2,526.00
BALENOVICH, JOHN	41.9	\$2,514.00
SKLAVOUNAKIS, JERRY	41.7	\$2,502.00
ASBURY, MICHAEL	41.2	\$2,472.00
ANDERSON, JENNIFER	41.0	\$2,460.00
BRYANT, CARL	39.0	\$2,340.00
GOSSETT, RANDY	39.0	\$2,340.00
GREEN, LISA	38.5	\$2,310.00
TIPTON, KEVIN	38.4	\$2,304.00
BARRAT, ROBERT	38.3	\$2,298.00
MARTIN, MADISON	38.3	\$2,298.00
KUENZEL, ROBERT	38.0	\$2,280.00
SINKKANEN, DREAMA	37.8	\$2,268.00
BOGARAD, SHARON	37.3	\$2,238.00
CLARK, ERIN	37.1	\$2,226.00
LOGSDON, MICHAEL	36.4	\$2,184.00
BOOTEN II, R. LEE	36.3	\$2,178.00

<b>PUBLIC DEFENDER SERVICES</b> <b>TOTAL TRAVEL TIME</b> <b>FISCAL YEAR 2024</b> <b>TRAVEL TIME IS PAID AT THE OUT-OF-COURT RATE OF \$60/HOUR</b>		
<b>ATTORNEY</b>	<b>TRAVEL TIME (HOURS)</b>	<b>TOTAL (\$)</b>
THOMPSON, JOHN M. JR.	36.3	\$2,178.00
SLAVEY, TYLER	36.0	\$2,160.00
WALL, RANDALL	35.9	\$2,154.00
WORKMAN, ELLIOTT	34.9	\$2,094.00
LACY, GERALD	34.5	\$2,070.00
MCCLURE, ALLISON	33.6	\$2,016.00
DEMPSTER, BRIAN	33.4	\$2,004.00
PRENTICE, TIMOTHY	33.1	\$1,986.00
NETZ, HOLLY	32.2	\$1,932.00
GUNN, ERICA	32.1	\$1,926.00
BOWSER, PHILIP	32.0	\$1,920.00
DRAKE, TJ	32.0	\$1,920.00
WILLIAMS, JOHN E., JR.	31.2	\$1,872.00
DUNKLE, BRADLEY	31.0	\$1,860.00
MATHEWS, REBECCA	31.0	\$1,860.00
CAREY, JAMES	30.8	\$1,848.00
WHEATON, KEITH	30.6	\$1,836.00
PAYNE, DEBBIE FLOWERS	30.5	\$1,830.00
ELLIOTT, DAJA	29.8	\$1,788.00
ARTIMEZ, JOHN	29.7	\$1,782.00
FUNKHOUSER, JOHN	29.6	\$1,776.00
PRITT, ALAN	29.6	\$1,776.00
BURNS, DANIEL	29.2	\$1,752.00
MCALLISTER, SARAH	29.1	\$1,746.00
MOOREHEAD, CHRISTOPHER	28.2	\$1,692.00
TAYLOR, PAUL G.	27.9	\$1,674.00
CARLTON, ROBERT	27.6	\$1,656.00
HARRIS, SCOTT	27.6	\$1,656.00
FRAME, JARED	27.5	\$1,650.00
CURIA, JOSEPH	26.3	\$1,578.00
JOHNSON, MICHELLE	26.2	\$1,572.00
TINCHER, ISAAC	26.2	\$1,572.00
CONRAD, JAMISON	25.1	\$1,506.00
JARRELL, CAYMAN	24.6	\$1,476.00

<b>PUBLIC DEFENDER SERVICES</b> <b>TOTAL TRAVEL TIME</b> <b>FISCAL YEAR 2024</b> <b>TRAVEL TIME IS PAID AT THE OUT-OF-COURT RATE OF \$60/HOUR</b>		
<b>ATTORNEY</b>	<b>TRAVEL TIME (HOURS)</b>	<b>TOTAL (\$)</b>
PEYTON, THOMAS	24.6	\$1,476.00
ROBINSON, KEVIN	24.6	\$1,476.00
BOWLING, HOLLY	24.1	\$1,446.00
CONNOLEY, KEVIN	23.8	\$1,428.00
GARRETT, KAREN	23.1	\$1,386.00
TAYLOR, JENNIFER	22.2	\$1,332.00
HOFFMAN, TRAVIS	22.1	\$1,326.00
JUDY, WILLIAM	21.3	\$1,278.00
GERBER, JAY JR	20.9	\$1,254.00
BLAIR, JERRY	20.8	\$1,248.00
MATHERLY, JEFFREY	20.8	\$1,248.00
GREINER, CATHY	20.7	\$1,242.00
POWELL, JC	20.6	\$1,236.00
WALTERS, RON	20.2	\$1,212.00
HOOD, C. CHRISTOPHER	19.8	\$1,188.00
YOUNGER, C. CHRISTOPHER	19.7	\$1,182.00
CAMEON, BRENT	19.5	\$1,170.00
SPADARO, LAURA	19.0	\$1,140.00
YOST, BRIAN	18.5	\$1,110.00
ERHARD, CRAIG	18.0	\$1,080.00
PRICE, TOM	17.8	\$1,068.00
MALLET, SHANE	17.4	\$1,044.00
DELLIGATTI, MATTHEW	16.9	\$1,014.00
VAN ZANT, SUSAN	16.9	\$1,014.00
DYER, THOMAS	16.8	\$1,008.00
HINZMAN, ROBERT	16.6	\$996.00
STROEBEL, PAUL	16.5	\$990.00
CARY, MICHAEL	16.4	\$984.00
DASCOLI, CARL	16.4	\$984.00
MCCOY, ADAM	16.4	\$984.00
BRADFORD, MATTHEW	16.0	\$960.00
STACY, JAMES	15.3	\$918.00
YANNI, MATTHEW	15.2	\$912.00
TAYLOR, ADAM	15.0	\$900.00

<b>PUBLIC DEFENDER SERVICES</b> <b>TOTAL TRAVEL TIME</b> <b>FISCAL YEAR 2024</b> <b>TRAVEL TIME IS PAID AT THE OUT-OF-COURT RATE OF \$60/HOUR</b>		
<b>ATTORNEY</b>	<b>TRAVEL TIME (HOURS)</b>	<b>TOTAL (\$)</b>
BOTTNER, KIRK	14.9	\$894.00
CONWAY, GLEN	14.9	\$894.00
SMITH, MATTHEW	14.8	\$888.00
HINKLE, AMBER	14.7	\$882.00
LENARZ, BRETT	14.2	\$852.00
HUY, SETH	13.9	\$834.00
MIRHOSEINI, DAVID	13.9	\$834.00
MCGINNIS, JOHN	13.2	\$792.00
MATZUREFF, NICHOLAS	12.8	\$768.00
FROBLE, MICHAEL	12.7	\$762.00
WOLFE, STEVEN	12.4	\$744.00
SPIKER, GARRETT	12.3	\$738.00
WRIGHT, BRADLEY	12.2	\$732.00
DIXON, SARAH	12.0	\$720.00
MANFORD, BYRON	11.8	\$708.00
MOUNTS, TONYA	11.0	\$660.00
CROYDER, PAGE	10.9	\$654.00
BELLOMY, DONALD	10.7	\$642.00
TURKETT, HOLLY	10.4	\$624.00
CZARNIK, R. THOMAS	10.3	\$618.00
STEPHENS, GLORIA	9.9	\$594.00
HAMILTON, NEAL JAY	9.8	\$588.00
MORGAN, DAMON	9.7	\$582.00
CAMPBELL, ELIZABETH	9.6	\$576.00
COOK, ANDREW	9.6	\$576.00
KUHN, KELLEY	9.6	\$576.00
WOLFE, B. SCOTT	9.6	\$576.00
PIZZO, JOHN	9.4	\$564.00
DYER, ZACHARY	9.3	\$558.00
MORELAND, CATHE	9.2	\$552.00
FRAZER, JULIE	9.0	\$540.00
LANHAM, AMY	8.9	\$534.00
KIDD, CHANTEL	8.8	\$528.00
GARRETT, LARY	8.7	\$522.00

<b>PUBLIC DEFENDER SERVICES</b> <b>TOTAL TRAVEL TIME</b> <b>FISCAL YEAR 2024</b> <b>TRAVEL TIME IS PAID AT THE OUT-OF-COURT RATE OF \$60/HOUR</b>		
<b>ATTORNEY</b>	<b>TRAVEL TIME (HOURS)</b>	<b>TOTAL (\$)</b>
NOGAY, CATHRYN	8.6	\$516.00
BOUCHILLON, NEIL R	8.4	\$504.00
MARTIN, ROBERT	8.4	\$504.00
BLACK, ERIC	7.7	\$462.00
HULETT, ERIC	7.7	\$462.00
JUBA-PLUMLEY, ROSALEE	7.5	\$450.00
TORRES, GEORGE	7.4	\$444.00
SHAW, MICHAEL	7.3	\$438.00
WILSON, KRISTEN	7.3	\$438.00
BLICKENSTAFF, BRIAN	7.2	\$432.00
AMICK, PHILLIP	7.0	\$420.00
HATFIELD, MATTHEW	6.9	\$414.00
BAZZLE, J. PARKER II	6.5	\$390.00
GABEHART, JAMES	6.5	\$390.00
LEFEVRE, CAMERON	6.5	\$390.00
RUMORA, MARSHA	6.4	\$384.00
COCHRAN, JENNY	6.2	\$372.00
FLANIGAN, RYAN	6.2	\$372.00
HATFIELD, RONALD	6.2	\$372.00
SELDEN, STANLEY	6.1	\$366.00
GUNNOE, SHERRI	5.8	\$348.00
HAMMONDS, DARYL	5.3	\$318.00
HAUSMAN, LINDA	5.2	\$312.00
SAAD, ABRAHAM	5.2	\$312.00
TURNER, BUDDY	5.1	\$306.00
WHITE, WESLEY	5.1	\$306.00
TSORAS, THEODORE	5.0	\$300.00
PITTALUGA, JUAN	4.9	\$294.00
JAMES, NICHOLAS	4.8	\$288.00
CALDERA, ANTHONY	4.7	\$282.00
OLIVERO, NOEL	4.4	\$264.00
KORESKE, SAMANTHA	4.3	\$258.00
WARMAN, CHERYL L.	4.3	\$258.00
DOVE, EVAN	4.1	\$246.00

<b>PUBLIC DEFENDER SERVICES</b> <b>TOTAL TRAVEL TIME</b> <b>FISCAL YEAR 2024</b> <b>TRAVEL TIME IS PAID AT THE OUT-OF-COURT RATE OF \$60/HOUR</b>		
ATTORNEY	TRAVEL TIME (HOURS)	TOTAL (\$)
WHITE, MAX	4.0	\$240.00
PETITTO, SARAH	3.9	\$234.00
PRATT, LENA DONNA	3.9	\$234.00
WAGNER, NATHAN	3.7	\$222.00
DAVIS, STEVEN	3.6	\$216.00
WINGFIELD, JASON	3.6	\$216.00
MILLS, JACOB	3.5	\$210.00
STONE, JR., ROBERT C.	3.5	\$210.00
GALLOWAY, WILLIAM	3.4	\$204.00
REBROOK, WILLIAM	3.4	\$204.00
THOMPSON, DAVID	3.3	\$198.00
MANN, AMY	3.0	\$180.00
REYNOLDS, WILLIAM	3.0	\$180.00
VANVOLKENBURG, JEFFREY	2.9	\$174.00
SUTTON, JOHN	2.8	\$168.00
VITAL, R. MATTHEW	2.7	\$162.00
BOHN, SARA	2.5	\$150.00
CISCO, ROBIN	2.4	\$144.00
ISNER, PHILLIP	2.4	\$144.00
LOCKWOOD, ASHLEY	2.4	\$144.00
PAUGH, SUSAN	2.3	\$138.00
LYNCH, ASHLEY	2.2	\$132.00
PUGH, ANNA	2.2	\$132.00
SMITH, CLINTON W.	2.2	\$132.00
TAYLOR, AMANDA	2.1	\$126.00
COLLIE, QUENTIN	2.0	\$120.00
GANDEE, STEPHENEE	2.0	\$120.00
SELARIO, MICHAEL	2.0	\$120.00
VITAL, RICHARD L.	2.0	\$120.00
WARD, ADAM	1.9	\$114.00
TISSUE, PHILIP	1.8	\$108.00
BATTEN, DYLAN	1.7	\$102.00
PRINCE, JONATHAN	1.6	\$96.00
TURNER, RYAN	1.6	\$96.00

<b>PUBLIC DEFENDER SERVICES</b> <b>TOTAL TRAVEL TIME</b> <b>FISCAL YEAR 2024</b> <b>TRAVEL TIME IS PAID AT THE OUT-OF-COURT RATE OF \$60/HOUR</b>		
<b>ATTORNEY</b>	<b>TRAVEL TIME (HOURS)</b>	<b>TOTAL (\$)</b>
DEVORE, MATTHEW	1.5	\$90.00
GAYDOS, MARK	1.5	\$90.00
MARTIN, JAMES	1.5	\$90.00
THOMAS, BONNIE	1.5	\$90.00
FLANAGAN, GABRIELLE	1.4	\$84.00
OROURKE, ADDISON	1.4	\$84.00
FRAZIER , MICHAEL	1.3	\$78.00
MEADOWS, MCKENNA	1.2	\$72.00
TEETS, GREYSON	1.2	\$72.00
CRIMMEL, MATTHEW	1.0	\$60.00
MILLER, ALEXANDRIA	1.0	\$60.00
CHENOWETH, ROBERT	0.8	\$48.00
ESTES, LISA A.	0.8	\$48.00
FLANIGAN, PAIGE	0.8	\$48.00
LYNCH, LAUREN	0.8	\$48.00
STEWART, PAUL	0.7	\$42.00
JUDY, REBECCA	0.5	\$30.00
MARTINO, GARY	0.5	\$30.00
PAYNE, WILBERT A.	0.5	\$30.00
DYER , CHELBY	0.4	\$24.00
MARCUM, BARRY	0.4	\$24.00
MCCOID, ROBERT G.	0.4	\$24.00
RODRIGUEZ, VANESSA	0.4	\$24.00
ZURBUCH, PETER	0.4	\$24.00
ELLEM, JOHN	0.3	\$18.00
GRANT, ELIZABETH	0.3	\$18.00
NESTOR, WILLIAM	0.1	\$6.00
<b>Total</b>	<b>56,485.5</b>	<b>\$3,389,130.00</b>

Page intentionally left blank

# **Highest Compensated Appointed Counsel Fiscal Year 2022-2024**

PUBLIC DEFENDER SERVICES HIGHEST COMPENSATED APPOINTED COUNSEL FISCAL YEAR 2022				
ATTORNEY	TOTAL \$	TOTAL HOURS	IN-COURT HOURS	OUT-OF-COURT HOURS
EVANS, THOMAS H. III	\$209,488.50	3,511.5	311.4	3,200.1
WHITT, MICHAEL	\$207,470.00	3,379.6	234.7	3,144.9
ROSINSKY, TIM	\$205,448.00	3,276.8	442.0	2,834.8
RUTH, RYAN	\$196,717.00	3,160.1	356.9	2,803.2
CHILDERS, SHARON	\$194,226.00	3,142.8	282.9	2,859.9
NESSSEL, KERRY	\$190,281.50	3,041.7	410.8	2,630.9
LOCKWOOD, JAMELLA	\$183,299.50	2,898.9	499.7	2,399.2
BLANKENSHIP, STEVEN	\$182,820.50	2,978.8	220.0	2,758.8
HUGHART, KEVIN W.	\$182,624.50	3,004.8	320.9	2,683.9
HATFIELD, KAREN	\$175,693.00	2,819.0	349.4	2,469.6
GWALTNEY, JR., PAUL	\$175,282.00	2,832.7	266.0	2,566.7
BRAMBLE, MARK	\$173,026.00	2,777.6	328.4	2,449.2
DAVIS, G. PHILLIP	\$170,730.00	2,738.3	433.2	2,305.1
HYLTON, VICKIE	\$167,033.00	2,713.3	282.4	2,430.9
WHITTEN, ZACH	\$164,446.00	2,656.4	253.1	2,403.3
RICHARDSON, IRA	\$163,564.00	2,548.4	560.3	1,988.1
WILSON, LAUREN	\$162,937.50	2,561.9	488.4	2,073.5
CLINE, TENISHA	\$157,928.00	2,593.7	115.3	2,478.4
MANCINI, STEVEN	\$156,652.00	2,558.9	155.9	2,403.0
ANTOLINI, KRISTEN	\$154,953.50	2,472.5	369.4	2,103.1
PRENTICE, TIMOTHY	\$152,146.00	2,434.0	305.3	2,128.7
TINGLER, GREGORY	\$151,574.00	2,452.7	220.6	2,232.1
JOHNSON, REBECCA	\$149,627.00	2,397.6	374.8	2,022.8
BAUM, MICHAEL	\$149,104.00	2,414.2	214.1	2,200.1
SMITH, ASHLEY	\$148,360.00	2,395.2	267.8	2,127.4
POWELL, ERIC	\$147,308.50	2,391.2	231.5	2,159.7
HILL, SUSAN	\$146,702.00	2,400.8	132.7	2,268.1
ESCUE, BRYAN	\$146,517.00	2,318.5	497.1	1,821.4
BRISCOE, L. SCOTT	\$145,907.50	2,301.9	422.6	1,879.3
WILLIAMS, DEAN	\$143,524.50	2,326.8	207.9	2,118.9
VICTOR, MATTHEW	\$141,010.00	2,306.1	201.5	2,104.6
BULLMAN, SANDRA	\$137,718.50	2,123.1	522.7	1,600.4
DINARDI, PETER	\$136,780.00	2,246.6	99.2	2,147.4
FLINCHUM, R. KEITH	\$135,106.00	2,181.1	212.0	1,969.1
SNEAD, MARY	\$134,637.50	2,123.5	361.6	1,761.9
DALTON, NIC	\$133,391.00	2,181.4	131.5	2,049.9
BROCK, MATTHEW	\$132,341.50	2,145.2	201.8	1,943.4
BANKS, CLARISSA	\$127,419.00	2,105.0	56.1	2,048.9
CHATTIN, ANDREW	\$126,442.00	1,966.3	423.2	1,543.1
HIVELY, HERBERT	\$125,836.00	1,989.8	322.4	1,667.4

PUBLIC DEFENDER SERVICES HIGHEST COMPENSATED APPOINTED COUNSEL FISCAL YEAR 2022				
ATTORNEY	TOTAL \$	TOTAL HOURS	IN-COURT HOURS	OUT-OF-COURT HOURS
SHERMAN, JR., LAWRENCE E.	\$125,291.00	1,998.1	337.9	1,660.2
GRUNAU, DAVID	\$124,247.50	2,084.6	99.5	1,985.1
RESETER, ANDREW	\$123,863.50	2,010.3	252.2	1,758.1
JANUTOLO, THOMAS M.	\$122,338.00	1,997.4	124.7	1,872.7
MCCULLOUGH, JUDITH	\$122,258.50	1,986.7	181.4	1,805.3
MCCLUNG, CHRISTOPHER	\$121,749.50	1,927.1	323.2	1,603.9
STARCHER, KENNETH	\$121,118.00	1,872.6	448.9	1,423.7
JURCO, JOHN	\$119,820.00	1,986.3	96.6	1,889.7
SAFCSAK, MICHAEL	\$119,395.50	1,946.1	237.3	1,708.8
DOTSENKO, JULIANA	\$119,382.00	1,947.0	128.1	1,818.9
GARVIN, JULIE	\$119,002.50	1,995.8	300.3	1,695.5
MOSES, JOSEPH	\$117,866.50	1,950.5	218.9	1,731.6
HOLSTEIN, DANIEL	\$117,780.50	1,887.1	230.5	1,656.6
SMITH, MATTHEW	\$115,959.00	1,859.5	225.6	1,633.9
SHAFFER, ANDREW	\$115,320.00	1,813.5	325.5	1,488.0
VANCE, BRIAN	\$114,113.50	1,808.2	354.8	1,453.4
DALBY, NANCY	\$113,399.50	1,937.0	443.3	1,493.7
PHILLIPS, TODD	\$111,692.00	1,830.5	93.1	1,737.4
WIEDEL, DIANA CARTER	\$110,576.00	1,779.8	189.4	1,590.4
WEATHERHOLT, JEFFREY	\$110,398.50	1,788.0	173.4	1,614.6
IAPALUCCI, ALLISON	\$110,334.00	1,809.1	89.4	1,719.7
DAVIS, JEFFERY	\$110,209.50	1,791.3	157.2	1,634.1
LONG, ROBBY	\$109,950.50	1,775.6	170.8	1,604.8
RICHARDSON, DAVID	\$109,919.50	1,754.3	235.7	1,518.6
RUMORA, MARSHA	\$108,494.00	1,786.4	65.5	1,720.9
DAVIS, MORRIS	\$107,413.00	1,699.5	281.0	1,418.5
MORGAN, DEAN	\$103,941.00	1,616.3	390.3	1,226.0
DILLON, WELLS	\$103,091.00	1,667.7	161.8	1,505.9
GREEN, LISA	\$102,974.50	1,680.5	126.8	1,553.7
BAILEY, BRIAN	\$102,604.50	1,602.3	349.5	1,252.8
FREEMAN, BENJAMIN	\$102,394.00	1,612.2	283.1	1,329.1
DEMOSS, DAVID	\$101,937.50	1,632.0	220.6	1,411.4
POLVERINI, JACOB	\$101,290.00	1,652.9	105.8	1,547.1
NANNERS, STEVEN	\$101,120.50	1,574.2	374.3	1,199.9
MAIER, ANDREW	\$101,119.00	1,957.0	228.8	1,728.2

PUBLIC DEFENDER SERVICES HIGHEST COMPENSATED APPOINTED COUNSEL FISCAL YEAR 2023				
ATTORNEY	TOTAL \$	TOTAL HOURS	IN-COURT HOURS	OUT-OF-COURT HOURS
MANCINI, STEVEN	\$278,387.00	4,531.8	330.1	4,201.7
CLINE, TENISHA	\$274,354.50	4,555.6	74.1	4,481.5
WHITT, MICHAEL	\$273,313.00	4,450.6	318.2	4,132.4
RUTH, RYAN	\$212,037.00	3,398.8	409.5	2,989.3
GRUNAU, DAVID	\$211,332.50	3,475.3	183.1	3,292.2
DAVIS, G. PHILLIP	\$205,972.50	3,353.4	465.6	2,887.8
ROSINSKY, TIM	\$205,452.00	3,306.3	380.7	2,925.6
HUGHART, KEVIN W.	\$186,679.50	3,126.3	289.8	2,836.5
ANTOLINI, KRISTEN	\$182,265.00	2,896.9	424.8	2,472.1
RICHARDSON, IRA	\$181,855.50	2,837.3	595.5	2,241.8
RICE, WILLIAM	\$178,304.00	2,840.2	394.6	2,445.6
HARVEY, JOSEPH	\$173,112.00	2,854.6	91.8	2,762.8
BRAMBLE, MARK	\$171,226.00	2,734.7	357.2	2,377.5
FLINCHUM, R. KEITH	\$170,436.00	2,762.6	234.0	2,528.6
GWALTNEY, JR., PAUL	\$167,994.00	2,718.1	245.4	2,472.7
BAUM, MICHAEL	\$167,646.00	2,730.5	190.8	2,539.7
HATFIELD, KAREN	\$165,504.50	2,657.2	308.8	2,348.4
DINARDI, PETER	\$165,286.00	2,708.7	138.2	2,570.5
TINGLER, GREGORY	\$164,775.50	2,666.7	257.2	2,409.5
NESSER, KERRY	\$164,289.00	2,617.0	373.2	2,243.8
WHITTEN, ZACH	\$161,718.00	2,613.2	246.3	2,366.9
EVANS, THOMAS H. III	\$161,052.00	2,650.2	175.2	2,475.0
CHILDERS, SHARON	\$158,712.00	2,593.0	156.6	2,436.4
HILL, SUSAN	\$158,674.00	2,600.2	133.1	2,467.1
LOCKWOOD, JAMELLA	\$156,279.00	2,468.7	419.7	2,049.0
ESCUE, BRYAN	\$151,687.00	2,343.3	571.1	1,772.2
PRENTICE, TIMOTHY	\$151,442.00	2,430.7	280.0	2,150.7
SIMMONS, HUNTER	\$148,087.50	2,294.8	563.4	1,731.4
RICHARDSON, DAVID	\$147,494.00	2,345.7	337.6	2,008.1
JANUTOLO, THOMAS M.	\$146,878.00	2,397.5	151.4	2,246.1
JURCO, JOHN	\$146,040.00	2,393.3	122.1	2,271.2
SMITH, ASHLEY	\$144,645.50	2,337.2	247.3	2,089.9
KIRKPATRICK, DAVID	\$144,632.00	2,354.8	167.2	2,187.6
VICTOR, MATTHEW	\$141,570.00	2,271.6	264.0	2,007.6
SNEAD, MARY	\$140,408.50	2,228.5	335.0	1,893.5
POWELL, ERIC	\$138,766.00	2,259.0	185.9	2,073.1
HIVELY, HERBERT	\$138,688.00	2,195.0	349.4	1,845.6
MASCIO, DAVID	\$138,388.00	2,267.2	117.8	2,149.4
POLVERINI, JACOB	\$138,132.00	2,240.2	186.0	2,054.2
MORGAN, DEAN	\$136,090.00	2,123.7	452.0	1,671.7

PUBLIC DEFENDER SERVICES HIGHEST COMPENSATED APPOINTED COUNSEL FISCAL YEAR 2023				
ATTORNEY	TOTAL \$	TOTAL HOURS	IN-COURT HOURS	OUT-OF-COURT HOURS
WILSON, LAUREN	\$135,136.00	2,137.3	348.8	1,788.5
STARACHER, KENNETH	\$133,508.00	2,067.1	474.1	1,593.0
MOSES, JOSEPH	\$133,495.00	2,177.5	192.8	1,984.7
DOTSENKO, JULIANA	\$132,022.00	2,150.5	149.6	2,000.9
JOHNSON, REBECCA	\$130,425.50	2,135.9	306.7	1,829.2
PLANTS, MARK	\$130,338.00	2,093.9	235.2	1,858.7
RESETER, ANDREW	\$128,940.00	2,068.7	241.8	1,826.9
SELDEN, STANLEY	\$128,694.00	2,050.1	303.3	1,746.8
RUMORA, MARSHA	\$128,106.00	2,106.6	85.5	2,021.1
SPONAUGLE, KEVIN	\$126,124.00	2,041.9	180.5	1,861.4
DAVIS, ELIZABETH	\$125,846.00	2,030.4	201.1	1,829.3
CHAPMAN, SARA	\$124,818.00	1,976.1	312.6	1,663.5
SAYRE, TRAVIS	\$124,510.00	2,031.9	129.8	1,902.1
GARVIN, JULIE	\$124,439.00	1,981.2	328.3	1,652.9
SHOUGH, SCOTT	\$124,007.50	2,016.3	167.3	1,849.0
BLANKENSHIP, STEVEN	\$123,552.50	2,041.1	62.8	1,978.3
HAWKINS, JAMES	\$122,800.00	1,921.4	375.8	1,545.6
BANKS, CLARISSA	\$122,128.00	2,017.9	52.7	1,965.2
ADAMS, WILLIAM	\$120,968.50	1,948.4	206.9	1,741.5
FARNSWORTH, MICHAEL	\$120,872.00	1,887.5	381.1	1,506.4
GAIN, JASON	\$120,404.00	2,001.4	16.0	1,985.4
BABINEAU, ROBYN	\$120,196.00	1,948.4	164.6	1,783.8
ANDERSON, JOHN	\$119,394.00	1,941.4	145.5	1,795.9
KURELAC, PETER	\$118,494.00	1,914.9	180.0	1,734.9
WIEDEL, DIANA CARTER	\$117,602.00	1,902.0	174.1	1,727.9
ROGERS, JOHN	\$116,906.00	1,876.6	215.5	1,661.1
MCCULLOUGH, JUDITH	\$116,428.00	1,888.5	156.5	1,732.0
HANDLEY, TANYA	\$114,912.50	1,843.4	310.3	1,533.1
WILLIAMS, DEAN	\$114,190.00	1,844.5	176.0	1,668.5
DALTON, NIC	\$114,032.00	1,860.4	120.4	1,740.0
MILLER, LATACHIA	\$113,056.00	1,834.4	149.6	1,684.8
CLINE, TYLER	\$113,024.00	1,836.6	141.4	1,695.2
HARCLERODE, ALEX	\$113,010.00	1,806.4	231.3	1,575.1
MASTERS, IAN	\$112,168.00	1,762.4	321.2	1,441.2
CHITTUM, KENNETH	\$111,948.00	1,841.1	74.1	1,767.0
STEDMAN, JASON	\$111,385.50	1,652.9	624.3	1,028.6
KLATT, WILBERT	\$111,278.00	1,800.0	163.9	1,636.1
CALLAGHAN, JULIA	\$111,274.50	1,816.4	130.2	1,686.2
DAVIS, MORRIS	\$110,728.00	1,748.6	290.6	1,458.0
CHATTIN, ANDREW	\$108,814.00	1,690.9	368.0	1,322.9

PUBLIC DEFENDER SERVICES HIGHEST COMPENSATED APPOINTED COUNSEL FISCAL YEAR 2023				
ATTORNEY	TOTAL \$	TOTAL HOURS	IN-COURT HOURS	OUT-OF-COURT HOURS
DOVE, EVAN	\$107,928.50	1,695.9	377.5	1,318.4
WHITE, KEITH	\$107,073.50	1,713.8	241.3	1,472.5
WHITE, DAVID	\$105,813.00	1,702.4	222.3	1,480.1
PHILLIPS, TODD	\$104,775.00	1,723.7	69.6	1,654.1
STURM, HEIDI	\$104,370.00	1,720.4	121.5	1,598.9
ADAMS, JARED	\$104,186.00	1,632.8	310.9	1,321.9
MASON, MICHAEL	\$103,968.00	1,693.9	116.7	1,577.2
SMITH, MATTHEW	\$103,904.00	1,677.9	161.5	1,516.4
BULLMAN, SANDRA	\$102,625.50	1,570.0	426.6	1,143.4
MAGANN, MICHAEL	\$102,516.00	1,674.9	141.9	1,533.0
WEATHERHOLT, JEFFREY	\$100,926.00	1,626.7	166.2	1,460.5
NANNERS, STEVEN	\$100,596.50	1,561.6	361.0	1,200.6

PUBLIC DEFENDER SERVICES HIGHEST COMPENSATED APPOINTED COUNSEL FISCAL YEAR 2024				
ATTORNEY	TOTAL \$	TOTAL HOURS	IN-COURT HOURS	OUT-OF-COURT HOURS
CLINE, TENISHA	\$280,566.00	4,657.5	66.0	4,591.5
RICHARDSON, IRA	\$237,047.50	3,739.2	700.3	3,038.9
MANCINI, STEVEN	\$231,638.00	3,800.5	180.4	3,620.1
LUPARDUS, TIMOTHY	\$226,720.50	3,743.2	333.6	3,409.6
JURCO, JOHN	\$211,862.00	3,474.2	171.9	3,302.3
WHITT, MICHAEL	\$211,334.00	3,460.2	186.1	3,274.1
LOCKWOOD, JAMELLA	\$207,084.00	3,290.8	503.0	2,787.8
WILLIAMS, DEAN	\$202,667.50	3,314.7	189.5	3,125.2
RUTH, RYAN	\$202,232.00	3,231.8	416.2	2,815.6
HARVEY, JOSEPH	\$201,602.00	3,336.4	70.9	3,265.5
ROSINSKY, TIM	\$201,144.00	3,228.2	373.6	2,854.6
CROWE, PATRICK	\$197,862.00	3,241.1	169.8	3,071.3
MASCIO, DAVID	\$196,230.00	3,223.7	140.4	3,083.3
BAUM, MICHAEL	\$190,142.00	3,096.3	218.2	2,878.1
VICTOR, MATTHEW	\$181,629.00	2,940.4	260.4	2,680.0
GAMES-NEELY, PAMELA	\$179,291.00	2,853.9	403.8	2,450.1
BRAMBLE, MARK	\$176,074.00	2,821.6	338.9	2,482.7
DINARDI, PETER	\$175,454.00	2,874.2	150.1	2,724.1
BAKER, JOEL	\$174,124.00	2,813.4	266.0	2,547.4
WHITTEN, ZACH	\$173,318.00	2,808.8	239.5	2,569.3
CHILDERS, SHARON	\$173,276.00	2,834.0	165.2	2,668.8
JOHNSON, REBECCA	\$171,879.50	2,744.0	387.1	2,356.9
BLANKENSHIP, STEVEN	\$171,110.00	2,822.1	89.2	2,732.9
EVANS, THOMAS H. III	\$168,908.00	2,767.4	143.2	2,624.2
MAGANN, MICHAEL	\$165,102.00	2,690.7	183.6	2,507.1
JANUTOLO, THOMAS M.	\$163,478.00	2,682.0	129.3	2,552.7
MORGAN, DEAN	\$162,005.50	2,546.0	482.7	2,063.3
HATFIELD, KAREN	\$161,736.00	2,605.4	270.6	2,334.8
GAIN, JASON	\$161,354.00	2,675.8	47.1	2,628.7
HILL, SUSAN	\$161,096.00	2,634.2	152.2	2,482.0
TINGLER, GREGORY	\$160,120.00	2,597.9	212.3	2,385.6
DAVIS, G. PHILLIP	\$157,826.50	2,533.2	330.8	2,202.4
MCCULLOUGH, JUDITH	\$157,478.00	2,551.8	237.1	2,314.7
SPONAUGLE, KEVIN	\$157,090.00	2,548.5	209.0	2,339.5
ESCUE, BRYAN	\$154,693.50	2,400.7	558.0	1,842.7
SKEENS, JEFFREY	\$153,440.00	2,492.0	196.0	2,296.0
HIVELY, HERBERT	\$153,410.00	2,431.4	376.3	2,055.1
KIRKPATRICK, DAVID	\$151,556.00	2,464.4	186.2	2,278.2
STARCHER, KENNETH	\$149,234.00	2,325.9	490.4	1,835.5
NESSSEL, KERRY	\$148,928.00	2,355.0	381.4	1,973.6

PUBLIC DEFENDER SERVICES HIGHEST COMPENSATED APPOINTED COUNSEL FISCAL YEAR 2024				
ATTORNEY	TOTAL \$	TOTAL HOURS	IN-COURT HOURS	OUT-OF-COURT HOURS
HESS, REBECCA	\$145,884.00	2,346.1	255.9	2,090.2
MCCLURE, ALLISON	\$144,510.50	2,280.3	391.9	1,888.4
ANTOLINI, KRISTEN	\$143,935.50	2,319.9	292.0	2,027.9
SMITH, ASHLEY	\$143,400.50	2,408.1	236.6	2,171.5
GARVIN, JULIE	\$142,153.50	2,255.5	362.0	1,893.5
POWELL, ERIC	\$141,640.00	2,297.2	190.4	2,106.8
ANDERSON, JOHN	\$139,944.00	2,293.5	116.7	2,176.8
HUMBERSON, DON	\$138,142.00	2,283.3	136.9	2,146.4
RICHARDSON, DAVID	\$136,600.00	2,171.4	316.2	1,855.2
PHILLIPS, TODD	\$135,627.50	2,237.6	73.4	2,164.2
DALTON, NIC	\$135,258.00	2,208.2	138.6	2,069.6
DOTSENKO, JULIANA	\$134,862.00	2,208.3	118.2	2,090.1
CLINE, TYLER	\$134,206.00	2,168.9	203.6	1,965.3
BISCHOFF, CLINTON	\$133,558.00	2,140.1	257.6	1,882.5
COURTRIGHT, GREGORY	\$130,872.50	2,087.2	330.7	1,756.5
CALLAGHAN, JULIA	\$129,302.00	2,107.1	143.8	1,963.3
KLATT, WILBERT	\$128,442.00	2,083.4	171.9	1,911.5
WARNICK, ELIZABETH	\$127,646.00	2,068.5	176.8	1,891.7
BALLARD, JASON	\$127,490.00	2,090.4	103.3	1,987.1
POLVERINI, JACOB	\$127,086.00	2,072.3	137.4	1,934.9
BULLMAN, SANDRA	\$126,599.50	1,957.8	469.6	1,488.2
CHATTIN, ANDREW	\$124,674.00	1,932.1	437.4	1,494.7
FLINCHUM, R. KEITH	\$124,608.00	2,011.0	197.4	1,813.6
GREGORY, BETTY	\$124,128.00	1,970.0	296.4	1,673.6
DILLON, WELLS	\$123,826.00	2,010.8	158.9	1,851.9
KELLEY, DAVID	\$123,715.00	2,011.4	158.9	1,852.5
SMITH, MATTHEW	\$122,232.00	1,979.2	175.4	1,803.8
PRENTICE, TIMOTHY	\$122,116.00	1,984.3	152.9	1,831.4
FARNSWORTH, MICHAEL	\$119,526.00	2,105.0	294.1	1,810.9
MEADOWS, DAYTON	\$118,656.00	1,959.8	53.4	1,906.4
HALL, SARA	\$118,176.00	1,912.4	171.6	1,740.8
BENNETT, NATHAN	\$116,706.00	1,858.8	258.9	1,599.9
WILKINSON, ROBERT	\$116,536.00	1,899.8	132.2	1,767.6
MOSES, JOSEPH	\$115,860.00	1,870.2	182.4	1,687.8
ADAMS, WILLIAM	\$115,354.50	1,858.2	195.0	1,663.2
HANDLEY, TANYA	\$115,119.00	1,824.9	322.5	1,502.4
WILSON, LAUREN	\$114,042.00	1,799.2	304.8	1,494.4
MILLER, LATACHIA	\$112,578.00	1,840.4	107.7	1,732.7
KENT, TIFFANY	\$110,970.00	1,810.7	124.4	1,686.3
WIEDEL, DIANA CARTER	\$109,998.00	1,778.8	163.8	1,615.0

PUBLIC DEFENDER SERVICES HIGHEST COMPENSATED APPOINTED COUNSEL FISCAL YEAR 2024				
ATTORNEY	TOTAL \$	TOTAL HOURS	IN-COURT HOURS	OUT-OF-COURT HOURS
KUHL, MAGGIE	\$109,802.00	1,733.8	288.9	1,444.9
ADKINS, DONNIE	\$109,644.00	1,776.5	152.7	1,623.8
NANNERS, STEVEN	\$109,508.00	1,704.4	362.2	1,342.2
CHAPMAN, SARA	\$109,032.50	1,730.1	261.7	1,468.4
FRYE, ANDREW	\$108,252.00	1,714.5	269.1	1,445.4
MASTERS, IAN	\$107,434.00	1,701.7	266.6	1,435.1
BROCK, MATTHEW	\$106,512.00	1,738.0	111.6	1,626.4
RUMORA, MARSHA	\$105,544.00	1,736.2	68.6	1,667.6
HAMILTON, CHARLES	\$105,340.00	1,689.8	197.8	1,492.0
MOORE, JUSTON	\$104,888.00	1,637.1	333.1	1,304.0
WEATHERHOLT, JEFFREY	\$104,646.00	1,695.6	145.5	1,550.1
BANKS, CLARISSA	\$103,082.00	1,686.9	93.4	1,593.5
WHITE, DAVID	\$102,170.00	1,637.1	197.8	1,439.3
WILCOX, TIMBERA	\$101,837.00	1,616.8	241.9	1,374.9
COOK, STEVEN	\$101,546.00	1,613.2	238.1	1,375.1
HYLTON, VICKIE	\$101,205.00	1,621.3	196.5	1,424.8
RICE, WILLIAM	\$101,036.50	1,627.7	181.7	1,446.0
NOLAN, RAYMOND	\$100,944.00	1,562.4	360.2	1,202.2

Page intentionally left blank

# **Travel & Investigative Expenses as % of Total Expenses Fiscal Year 2022-2024**

PUBLIC DEFENDER SERVICES						
TRAVEL EXPENSES AND INVESTIGATOR EXPENSES AS PERCENTAGES OF TOTAL EXPENSES						
FISCAL YEAR 2022						
Circuit	County	Investigator (\$)	Investigator (%)	Travel (\$)	Travel (%)	Total Expenses
1	Brooke	\$4.00	0.03%	\$10,070.12	75.06%	\$13,416.87
	Hancock	\$152.50	0.21%	\$15,752.59	21.27%	\$74,077.53
	Ohio	\$225.00	0.68%	\$17,369.44	52.62%	\$33,011.20
	<b>Total</b>	<b>\$381.50</b>	<b>0.32%</b>	<b>\$43,192.15</b>	<b>35.84%</b>	<b>\$120,505.60</b>
2	Marshall	\$350.00	3.16%	\$6,826.41	61.68%	\$11,066.73
	Tyler	-	0.00%	\$8,075.50	88.74%	\$9,099.99
	Wetzel	-	0.00%	\$12,172.68	92.53%	\$13,155.29
	<b>Total</b>	<b>\$350.00</b>	<b>1.05%</b>	<b>\$27,074.59</b>	<b>81.25%</b>	<b>\$33,322.01</b>
3	Doddridge	\$14,450.69	35.83%	\$20,237.50	50.18%	\$40,328.84
	Pleasants	\$17,902.63	45.54%	\$14,353.22	36.51%	\$39,314.20
	Ritchie	\$15,128.30	39.31%	\$17,973.19	46.70%	\$38,489.28
	<b>Total</b>	<b>\$47,481.62</b>	<b>40.19%</b>	<b>\$52,563.91</b>	<b>44.50%</b>	<b>\$118,132.32</b>
4	Wirt	-	0.00%	\$2,371.51	62.74%	\$3,779.74
	Wood	\$14,182.90	16.24%	\$16,715.17	19.14%	\$87,328.46
	<b>Total</b>	<b>\$14,182.90</b>	<b>15.57%</b>	<b>\$19,086.68</b>	<b>20.95%</b>	<b>\$91,108.20</b>
5	Calhoun	\$538.28	4.33%	\$10,487.81	84.36%	\$12,431.75
	Jackson	\$1,273.30	1.99%	\$50,637.70	79.18%	\$63,955.50
	Mason	\$700.52	1.56%	\$23,115.10	51.45%	\$44,929.99
	Roane	-	0.00%	\$18,229.58	94.28%	\$19,335.01
	<b>Total</b>	<b>\$2,512.10</b>	<b>1.79%</b>	<b>\$102,470.19</b>	<b>72.85%</b>	<b>\$140,652.25</b>
6	Cabell	\$24,960.28	35.07%	\$15,762.95	22.15%	\$71,169.88
	<b>Total</b>	<b>\$24,960.28</b>	<b>35.07%</b>	<b>\$15,762.95</b>	<b>22.15%</b>	<b>\$71,169.88</b>
7	Logan	\$4,420.23	14.83%	\$13,177.82	44.22%	\$29,803.26
	<b>Total</b>	<b>\$4,420.23</b>	<b>14.83%</b>	<b>\$13,177.82</b>	<b>44.22%</b>	<b>\$29,803.26</b>
8	McDowell	-	0.00%	\$17,909.20	66.27%	\$27,024.17
	<b>Total</b>	<b>\$0.00</b>	<b>0.00%</b>	<b>\$17,909.20</b>	<b>66.27%</b>	<b>\$27,024.17</b>
9	Mercer	\$9,754.23	8.37%	\$67,507.51	57.92%	\$116,556.43
	<b>Total</b>	<b>\$9,754.23</b>	<b>8.37%</b>	<b>\$67,507.51</b>	<b>57.92%</b>	<b>\$116,556.43</b>
10	Raleigh	\$5,909.97	10.18%	\$37,053.59	63.83%	\$58,052.88
	<b>Total</b>	<b>\$5,909.97</b>	<b>10.18%</b>	<b>\$37,053.59</b>	<b>63.83%</b>	<b>\$58,052.88</b>
11	Greenbrier	-	0.00%	\$6,331.84	61.20%	\$10,346.63
	Pocahontas	\$1,021.50	29.64%	\$2,021.57	58.66%	\$3,446.39
	<b>Total</b>	<b>\$1,021.50</b>	<b>7.41%</b>	<b>\$8,353.41</b>	<b>60.56%</b>	<b>\$13,793.02</b>
12	Fayette	\$1,257.79	3.58%	\$25,815.01	73.51%	\$35,115.42
	<b>Total</b>	<b>\$1,257.79</b>	<b>3.58%</b>	<b>\$25,815.01</b>	<b>73.51%</b>	<b>\$35,115.42</b>
13	Kanawha	\$6,251.83	7.58%	\$30,335.17	36.76%	\$82,512.46
	<b>Total</b>	<b>\$6,251.83</b>	<b>7.58%</b>	<b>\$30,335.17</b>	<b>36.76%</b>	<b>\$82,512.46</b>
14	Braxton	-	0.00%	\$39,446.51	77.09%	\$51,169.74
	Clay	-	0.00%	\$22,038.55	79.45%	\$27,739.17
	Gilmer	-	0.00%	\$36,936.43	91.30%	\$40,456.79
	Webster	-	0.00%	\$28,279.87	85.75%	\$32,979.04
	<b>Total</b>	<b>\$0.00</b>	<b>0.00%</b>	<b>\$126,701.36</b>	<b>83.17%</b>	<b>\$152,344.74</b>

PUBLIC DEFENDER SERVICES						
TRAVEL EXPENSES AND INVESTIGATOR EXPENSES AS PERCENTAGES OF TOTAL EXPENSES						
FISCAL YEAR 2022						
Circuit	County	Investigator (\$)	Investigator (%)	Travel (\$)	Travel (%)	Total Expenses
15	Harrison	\$1,802.50	3.27%	\$17,475.33	31.71%	\$55,101.93
	<b>Total</b>	<b>\$1,802.50</b>	<b>3.27%</b>	<b>\$17,475.33</b>	<b>31.71%</b>	<b>\$55,101.93</b>
16	Marion	-	0.00%	\$36,551.39	57.37%	\$63,707.34
	<b>Total</b>	<b>\$0.00</b>	<b>0.00%</b>	<b>\$36,551.39</b>	<b>57.37%</b>	<b>\$63,707.34</b>
17	Monongalia	\$2,578.71	4.56%	\$30,571.34	54.09%	\$56,522.86
	<b>Total</b>	<b>\$2,578.71</b>	<b>4.56%</b>	<b>\$30,571.34</b>	<b>54.09%</b>	<b>\$56,522.86</b>
18	Preston	\$6,736.49	9.08%	\$34,275.21	46.21%	\$74,170.83
	<b>Total</b>	<b>\$6,736.49</b>	<b>9.08%</b>	<b>\$34,275.21</b>	<b>46.21%</b>	<b>\$74,170.83</b>
19	Barbour	\$1,025.00	2.12%	\$30,152.81	62.48%	\$48,256.36
	Taylor	\$1,414.71	6.35%	\$10,496.14	47.10%	\$22,285.05
	<b>Total</b>	<b>\$2,439.71</b>	<b>3.46%</b>	<b>\$40,648.95</b>	<b>57.62%</b>	<b>\$70,541.41</b>
20	Randolph	\$879.62	2.04%	\$28,596.40	66.42%	\$43,052.66
	<b>Total</b>	<b>\$879.62</b>	<b>2.04%</b>	<b>\$28,596.40</b>	<b>66.42%</b>	<b>\$43,052.66</b>
21	Grant	-	0.00%	\$13,901.06	67.91%	\$20,471.21
	Mineral	\$20,384.36	48.93%	\$12,076.00	28.99%	\$41,656.75
	Tucker	-	0.00%	\$6,801.31	80.68%	\$8,429.64
	<b>Total</b>	<b>\$20,384.36</b>	<b>28.89%</b>	<b>\$32,778.37</b>	<b>46.46%</b>	<b>\$70,557.60</b>
22	Hampshire	\$7.00	0.02%	\$22,413.86	66.44%	\$33,734.06
	Hardy	\$3.00	0.01%	\$16,624.47	45.40%	\$36,617.81
	Pendleton	-	0.00%	\$12,523.14	87.72%	\$14,276.66
	<b>Total</b>	<b>\$3.00</b>	<b>0.00%</b>	<b>\$29,147.61</b>	<b>34.44%</b>	<b>\$84,628.53</b>
23	Berkeley	\$16,235.07	14.60%	\$22,417.81	20.16%	\$111,210.88
	Jefferson	\$5,277.57	12.28%	\$6,968.21	16.22%	\$42,960.46
	Morgan	-	0.00%	\$12,010.20	66.58%	\$18,039.54
	<b>Total</b>	<b>\$21,512.64</b>	<b>12.49%</b>	<b>\$41,396.22</b>	<b>24.04%</b>	<b>\$172,210.88</b>
24	Wayne	-	0.00%	\$12,310.58	61.29%	\$20,085.58
	<b>Total</b>	<b>\$0.00</b>	<b>0.00%</b>	<b>\$12,310.58</b>	<b>61.29%</b>	<b>\$20,085.58</b>
25	Boone	\$639.69	5.59%	\$7,881.86	68.86%	\$11,446.53
	Lincoln	-	0.00%	\$19,046.11	89.74%	\$21,222.54
	<b>Total</b>	<b>\$639.69</b>	<b>1.96%</b>	<b>\$26,927.97</b>	<b>82.43%</b>	<b>\$32,669.07</b>
26	Lewis	\$993.72	2.67%	\$27,008.70	72.64%	\$37,181.28
	Upshur	-	0.00%	\$19,599.59	58.01%	\$33,786.15
	<b>Total</b>	<b>\$993.72</b>	<b>1.40%</b>	<b>\$46,608.29</b>	<b>65.68%</b>	<b>\$70,967.43</b>
27	Wyoming	\$10,903.21	17.01%	\$27,805.42	43.39%	\$64,087.92
	<b>Total</b>	<b>\$10,903.21</b>	<b>17.01%</b>	<b>\$27,805.42</b>	<b>43.39%</b>	<b>\$64,087.92</b>
28	Nicholas	-	0.00%	\$51,145.16	83.67%	\$61,127.16
	<b>Total</b>	<b>\$0.00</b>	<b>0.00%</b>	<b>\$51,145.16</b>	<b>83.67%</b>	<b>\$61,127.16</b>
29	Putnam	\$3,364.20	6.75%	\$31,098.52	62.42%	\$49,824.21
	<b>Total</b>	<b>\$3,364.20</b>	<b>6.75%</b>	<b>\$31,098.52</b>	<b>62.42%</b>	<b>\$49,824.21</b>
30	Mingo	\$2,288.06	21.24%	\$4,416.37	41.00%	\$10,772.77
	<b>Total</b>	<b>\$2,288.06</b>	<b>21.24%</b>	<b>\$4,416.37</b>	<b>41.00%</b>	<b>\$10,772.77</b>

PUBLIC DEFENDER SERVICES						
TRAVEL EXPENSES AND INVESTIGATOR EXPENSES AS PERCENTAGES OF TOTAL EXPENSES						
FISCAL YEAR 2022						
Circuit	County	Investigator (\$)	Investigator (%)	Travel (\$)	Travel (%)	Total Expenses
31	Monroe	-	0.00%	\$3,473.11	73.12%	\$4,749.58
	Summers	-	0.00%	\$6,502.38	62.96%	\$10,327.71
	<b>Total</b>	<b>\$0.00</b>	<b>0.00%</b>	<b>\$9,975.49</b>	<b>66.16%</b>	<b>\$15,077.29</b>
<b>STATE TOTAL</b>		<b>\$193,016.86</b>	<b>9.17%</b>	<b>\$1,111,146.02</b>	<b>52.78%</b>	<b>\$2,105,198.11</b>

PUBLIC DEFENDER SERVICES						
TRAVEL EXPENSES AND INVESTIGATOR EXPENSES AS PERCENTAGES OF TOTAL EXPENSES						
FISCAL YEAR 2023						
Circuit	County	Investigator (\$)	Investigator (%)	Travel (\$)	Travel (%)	Total Expenses
1	Brooke	\$8.00	0.05%	\$12,445.21	74.57%	\$16,688.20
	Hancock	\$12.00	0.06%	\$13,777.62	74.40%	\$18,519.34
	Ohio	\$4,160.96	7.25%	\$20,920.26	36.44%	\$57,407.95
	<b>Total</b>	<b>\$4,180.96</b>	<b>4.51%</b>	<b>\$47,143.09</b>	<b>50.90%</b>	<b>\$92,615.49</b>
2	Marshall	-	0.00%	\$6,843.84	47.58%	\$14,382.95
	Tyler	-	0.00%	\$9,686.19	94.97%	\$10,199.19
	Wetzel	-	0.00%	\$13,093.94	86.68%	\$15,106.49
	<b>Total</b>	<b>\$0.00</b>	<b>0.00%</b>	<b>\$29,623.97</b>	<b>74.64%</b>	<b>\$39,688.63</b>
3	Doddridge	\$12,782.62	31.22%	\$23,233.47	56.74%	\$40,949.55
	Pleasants	\$24,489.89	54.24%	\$15,459.54	34.24%	\$45,154.40
	Ritchie	\$18,748.25	38.55%	\$22,905.72	47.10%	\$48,635.16
	<b>Total</b>	<b>\$56,020.76</b>	<b>41.58%</b>	<b>\$61,598.73</b>	<b>45.72%</b>	<b>\$134,739.11</b>
4	Wirt	-	0.00%	\$1,428.76	32.63%	\$4,378.26
	Wood	\$15,497.77	11.34%	\$33,981.09	24.86%	\$136,713.99
	<b>Total</b>	<b>\$15,497.77</b>	<b>10.98%</b>	<b>\$35,409.85</b>	<b>25.10%</b>	<b>\$141,092.25</b>
5	Calhoun	-	0.00%	\$15,738.81	91.39%	\$17,221.73
	Jackson	-	0.00%	\$41,611.93	94.36%	\$44,097.20
	Mason	-	0.00%	\$31,441.60	79.15%	\$39,722.68
	Roane	\$1,289.25	5.60%	\$21,370.47	92.89%	\$23,007.31
	<b>Total</b>	<b>\$1,289.25</b>	<b>1.04%</b>	<b>\$110,162.81</b>	<b>88.81%</b>	<b>\$124,048.92</b>
6	Cabell	\$37,855.86	49.70%	\$14,974.09	19.66%	\$76,167.67
	<b>Total</b>	<b>\$37,855.86</b>	<b>49.70%</b>	<b>\$14,974.09</b>	<b>19.66%</b>	<b>\$76,167.67</b>
7	Logan	\$379.95	1.42%	\$17,863.55	66.91%	\$26,696.23
	<b>Total</b>	<b>\$379.95</b>	<b>1.42%</b>	<b>\$17,863.55</b>	<b>66.91%</b>	<b>\$26,696.23</b>
8	McDowell	\$367.25	0.77%	\$27,872.56	58.37%	\$47,754.43
	<b>Total</b>	<b>\$367.25</b>	<b>0.77%</b>	<b>\$27,872.56</b>	<b>58.37%</b>	<b>\$47,754.43</b>
9	Mercer	\$17,409.37	14.48%	\$68,746.62	57.18%	\$120,224.29
	<b>Total</b>	<b>\$17,409.37</b>	<b>14.48%</b>	<b>\$68,746.62</b>	<b>57.18%</b>	<b>\$120,224.29</b>
10	Raleigh	\$18,923.38	23.71%	\$47,828.23	59.93%	\$79,807.54
	<b>Total</b>	<b>\$18,923.38</b>	<b>23.71%</b>	<b>\$47,828.23</b>	<b>59.93%</b>	<b>\$79,807.54</b>
11	Greenbrier	-	0.00%	\$8,609.70	66.77%	\$12,894.76
	Pocahontas	-	0.00%	\$8,346.26	93.51%	\$8,925.79
	<b>Total</b>	<b>\$0.00</b>	<b>0.00%</b>	<b>\$16,955.96</b>	<b>77.71%</b>	<b>\$21,820.55</b>
12	Fayette	\$474.75	0.75%	\$32,356.79	51.32%	\$63,054.16
	<b>Total</b>	<b>\$474.75</b>	<b>0.75%</b>	<b>\$32,356.79</b>	<b>51.32%</b>	<b>\$63,054.16</b>
13	Kanawha	\$5,083.77	6.53%	\$37,574.47	48.26%	\$77,857.27
	<b>Total</b>	<b>\$5,083.77</b>	<b>6.53%</b>	<b>\$37,574.47</b>	<b>48.26%</b>	<b>\$77,857.27</b>
14	Braxton	\$8,781.88	13.16%	\$45,625.56	68.39%	\$66,716.76
	Clay	\$3,082.80	8.28%	\$28,585.02	76.79%	\$37,224.90
	Gilmer	-	0.00%	\$34,792.54	88.81%	\$39,175.72
	Webster	-	0.00%	\$28,274.83	96.03%	\$29,442.24
	<b>Total</b>	<b>\$11,864.68</b>	<b>6.88%</b>	<b>\$137,277.95</b>	<b>79.55%</b>	<b>\$172,559.62</b>

PUBLIC DEFENDER SERVICES						
TRAVEL EXPENSES AND INVESTIGATOR EXPENSES AS PERCENTAGES OF TOTAL EXPENSES						
FISCAL YEAR 2023						
Circuit	County	Investigator (\$)	Investigator (%)	Travel (\$)	Travel (%)	Total Expenses
15	Harrison	\$330.00	0.58%	\$23,290.36	40.85%	\$57,007.61
	<b>Total</b>	<b>\$330.00</b>	<b>0.58%</b>	<b>\$23,290.36</b>	<b>40.85%</b>	<b>\$57,007.61</b>
16	Marion	\$615.02	0.70%	\$52,174.70	58.96%	\$88,486.80
	<b>Total</b>	<b>\$615.02</b>	<b>0.70%</b>	<b>\$52,174.70</b>	<b>58.96%</b>	<b>\$88,486.80</b>
17	Monongalia	\$1,171.00	1.84%	\$41,203.20	64.66%	\$63,725.23
	<b>Total</b>	<b>\$1,171.00</b>	<b>1.84%</b>	<b>\$41,203.20</b>	<b>64.66%</b>	<b>\$63,725.23</b>
18	Preston	\$2,297.32	3.38%	\$39,058.51	57.43%	\$68,005.66
	<b>Total</b>	<b>\$2,297.32</b>	<b>3.38%</b>	<b>\$39,058.51</b>	<b>57.43%</b>	<b>\$68,005.66</b>
19	Barbour	-	0.00%	\$26,792.39	76.32%	\$35,103.61
	Taylor	-	0.00%	\$12,777.53	57.20%	\$22,337.84
	<b>Total</b>	<b>\$0.00</b>	<b>0.00%</b>	<b>\$39,569.92</b>	<b>68.89%</b>	<b>\$57,441.45</b>
20	Randolph	-	0.00%	\$37,211.47	68.62%	\$54,231.70
	<b>Total</b>	<b>-</b>	<b>0.00%</b>	<b>\$37,211.47</b>	<b>68.62%</b>	<b>\$54,231.70</b>
21	Grant	-	0.00%	\$18,799.71	61.30%	\$30,669.59
	Mineral	\$9,115.68	28.84%	\$14,345.74	45.39%	\$31,604.65
	Tucker	-	0.00%	\$7,874.09	88.78%	\$8,869.38
	<b>Total</b>	<b>\$9,115.68</b>	<b>12.81%</b>	<b>\$41,019.54</b>	<b>57.66%</b>	<b>\$71,143.62</b>
22	Hampshire	\$3,093.43	8.59%	\$19,948.86	55.42%	\$35,998.67
	Hardy	-	0.00%	\$16,906.72	72.17%	\$23,426.57
	Pendleton	-	0.00%	\$10,897.04	92.87%	\$11,733.94
	<b>Total</b>	<b>\$3,093.43</b>	<b>4.35%</b>	<b>\$47,752.62</b>	<b>67.11%</b>	<b>\$71,159.18</b>
23	Berkeley	\$20,086.60	18.30%	\$33,848.36	30.83%	\$109,782.17
	Jefferson	\$14,261.23	31.69%	\$8,050.21	17.89%	\$45,006.96
	Morgan	\$2,024.78	11.95%	\$10,331.57	60.99%	\$16,938.57
	<b>Total</b>	<b>\$36,372.61</b>	<b>21.18%</b>	<b>\$52,230.14</b>	<b>30.41%</b>	<b>\$171,727.70</b>
24	Wayne	-	0.00%	\$10,403.43	66.08%	\$15,742.76
	<b>Total</b>	<b>\$0.00</b>	<b>0.00%</b>	<b>\$10,403.43</b>	<b>66.08%</b>	<b>\$15,742.76</b>
25	Boone	\$504.99	1.98%	\$20,925.53	81.88%	\$25,557.20
	Lincoln	-	0.00%	\$18,724.58	96.61%	\$19,382.45
	<b>Total</b>	<b>\$504.99</b>	<b>1.12%</b>	<b>\$39,650.11</b>	<b>88.23%</b>	<b>\$44,939.65</b>
26	Lewis	\$303.06	0.66%	\$37,780.91	82.41%	\$45,842.29
	Upshur	\$719.40	2.12%	\$26,865.51	79.00%	\$34,006.71
	<b>Total</b>	<b>\$1,022.46</b>	<b>1.28%</b>	<b>\$64,646.42</b>	<b>80.96%</b>	<b>\$79,849.00</b>
27	Wyoming	\$12,875.30	17.23%	\$27,184.36	36.38%	\$74,713.44
	<b>Total</b>	<b>\$12,875.30</b>	<b>17.23%</b>	<b>\$27,184.36</b>	<b>36.38%</b>	<b>\$74,713.44</b>
28	Nicholas	-	0.00%	\$54,649.14	81.34%	\$67,187.94
	<b>Total</b>	<b>\$0.00</b>	<b>0.00%</b>	<b>\$54,649.14</b>	<b>81.34%</b>	<b>\$67,187.94</b>
29	Putnam	\$3,139.73	5.25%	\$36,947.87	61.75%	\$59,833.04
	<b>Total</b>	<b>\$3,139.73</b>	<b>5.25%</b>	<b>\$36,947.87</b>	<b>61.75%</b>	<b>\$59,833.04</b>
30	Mingo	\$16,668.63	57.69%	\$8,856.19	30.65%	\$28,892.72
	<b>Total</b>	<b>\$16,668.63</b>	<b>57.69%</b>	<b>\$8,856.19</b>	<b>30.65%</b>	<b>\$28,892.72</b>

PUBLIC DEFENDER SERVICES						
TRAVEL EXPENSES AND INVESTIGATOR EXPENSES AS PERCENTAGES OF TOTAL EXPENSES						
FISCAL YEAR 2023						
Circuit	County	Investigator (\$)	Investigator (%)	Travel (\$)	Travel (%)	Total Expenses
31	Monroe	-	0.00%	\$3,718.28	82.71%	\$4,495.61
	Summers	\$1,518.00	12.94%	\$6,666.96	56.85%	\$11,726.94
	<b>Total</b>	<b>\$1,518.00</b>	<b>9.36%</b>	<b>\$10,385.24</b>	<b>64.02%</b>	<b>\$16,222.55</b>
<b>STATE TOTAL</b>		<b>\$258,071.92</b>	<b>11.18%</b>	<b>\$1,311,621.89</b>	<b>56.82%</b>	<b>\$2,308,436.21</b>

PUBLIC DEFENDER SERVICES						
TRAVEL EXPENSES AND INVESTIGATOR EXPENSES AS PERCENTAGES OF TOTAL EXPENSES						
FISCAL YEAR 2024						
Circuit	County	Investigator (\$)	Investigator (%)	Travel (\$)	Travel (%)	Total Expenses
1	Brooke	-	0.00%	\$19,512.41	58.23%	\$33,509.44
	Hancock	-	0.00%	\$20,305.29	25.61%	\$79,273.36
	Ohio	\$1,775.21	2.92%	\$31,794.55	52.30%	\$60,791.74
	<b>Total</b>	<b>\$1,775.21</b>	<b>1.02%</b>	<b>\$71,612.25</b>	<b>41.26%</b>	<b>\$173,574.54</b>
2	Marshall	-	0.00%	\$12,019.47	64.10%	\$18,751.10
	Tyler	\$591.74	4.37%	\$11,214.64	82.73%	\$13,555.92
	Wetzel	-	0.00%	\$18,743.39	64.71%	\$28,965.86
	<b>Total</b>	<b>\$591.74</b>	<b>0.97%</b>	<b>\$41,977.50</b>	<b>68.51%</b>	<b>\$61,272.88</b>
3	Doddridge	\$22,118.80	39.89%	\$23,504.02	42.39%	\$55,450.73
	Pleasants	\$23,967.37	49.10%	\$22,846.83	46.81%	\$48,811.21
	Ritchie	\$20,128.26	40.83%	\$25,326.22	51.38%	\$49,294.28
	<b>Total</b>	<b>\$66,214.43</b>	<b>43.12%</b>	<b>\$71,677.07</b>	<b>46.68%</b>	<b>\$153,556.22</b>
4	Wirt	-	0.00%	\$3,770.84	77.12%	\$4,889.49
	Wood	\$26,772.05	20.77%	\$38,175.95	29.62%	\$128,890.23
	<b>Total</b>	<b>\$26,772.05</b>	<b>20.01%</b>	<b>\$41,946.79</b>	<b>31.36%</b>	<b>\$133,779.72</b>
5	Calhoun	\$471.00	4.05%	\$10,833.77	93.21%	\$11,623.09
	Jackson	\$1,985.09	4.49%	\$39,710.81	89.75%	\$44,248.01
	Mason	\$1,860.80	4.62%	\$29,078.69	72.14%	\$40,308.90
	Roane	-	0.00%	\$22,810.07	95.58%	\$23,864.15
	<b>Total</b>	<b>\$4,316.89</b>	<b>3.60%</b>	<b>\$102,433.34</b>	<b>85.33%</b>	<b>\$120,044.15</b>
6	Cabell	\$68,520.97	47.73%	\$22,468.79	15.65%	\$143,557.84
	<b>Total</b>	<b>\$68,520.97</b>	<b>47.73%</b>	<b>\$22,468.79</b>	<b>15.65%</b>	<b>\$143,557.84</b>
7	Logan	-	0.00%	\$19,345.49	67.50%	\$28,660.74
	<b>Total</b>	<b>\$0.00</b>	<b>0.00%</b>	<b>\$19,345.49</b>	<b>67.50%</b>	<b>\$28,660.74</b>
8	McDowell	\$5,487.04	14.58%	\$23,943.77	63.62%	\$37,635.66
	<b>Total</b>	<b>\$5,487.04</b>	<b>14.58%</b>	<b>\$23,943.77</b>	<b>63.62%</b>	<b>\$37,635.66</b>
9	Mercer	\$41,746.94	26.89%	\$71,173.34	45.84%	\$155,250.50
	<b>Total</b>	<b>\$41,746.94</b>	<b>26.89%</b>	<b>\$71,173.34</b>	<b>45.84%</b>	<b>\$155,250.50</b>
10	Raleigh	\$12,287.65	16.54%	\$44,001.96	59.23%	\$74,285.88
	<b>Total</b>	<b>\$12,287.65</b>	<b>16.54%</b>	<b>\$44,001.96</b>	<b>59.23%</b>	<b>\$74,285.88</b>
11	Greenbrier	-	0.00%	\$10,823.53	59.48%	\$18,197.39
	Pocahontas	-	0.00%	\$12,865.02	95.89%	\$13,416.23
	<b>Total</b>	<b>\$0.00</b>	<b>0.00%</b>	<b>\$23,688.55</b>	<b>74.93%</b>	<b>\$31,613.62</b>
12	Fayette	-	0.00%	\$27,047.71	87.22%	\$31,011.16
	<b>Total</b>	<b>\$0.00</b>	<b>0.00%</b>	<b>\$27,047.71</b>	<b>87.22%</b>	<b>\$31,011.16</b>
13	Kanawha	\$74,597.37	54.55%	\$32,746.92	23.95%	\$136,746.60
	<b>Total</b>	<b>\$74,597.37</b>	<b>54.55%</b>	<b>\$32,746.92</b>	<b>23.95%</b>	<b>\$136,746.60</b>
14	Braxton	-	0.00%	\$53,467.67	92.97%	\$57,509.28
	Clay	-	0.00%	\$24,135.56	81.95%	\$29,450.32
	Gilmer	-	0.00%	\$33,298.15	94.23%	\$35,338.16
	Webster	-	0.00%	\$33,153.18	88.32%	\$37,538.67
	<b>Total</b>	<b>\$0.00</b>	<b>0.00%</b>	<b>\$144,054.56</b>	<b>90.13%</b>	<b>\$159,836.43</b>

PUBLIC DEFENDER SERVICES						
TRAVEL EXPENSES AND INVESTIGATOR EXPENSES AS PERCENTAGES OF TOTAL EXPENSES						
FISCAL YEAR 2024						
Circuit	County	Investigator (\$)	Investigator (%)	Travel (\$)	Travel (%)	Total Expenses
15	Harrison	\$2,510.14	4.60%	\$22,861.66	41.93%	\$54,521.67
	<b>Total</b>	<b>\$2,510.14</b>	<b>4.60%</b>	<b>\$22,861.66</b>	<b>41.93%</b>	<b>\$54,521.67</b>
16	Marion	-	0.00%	\$49,816.58	71.62%	\$69,553.25
	<b>Total</b>	<b>\$0.00</b>	<b>0.00%</b>	<b>\$49,816.58</b>	<b>71.62%</b>	<b>\$69,553.25</b>
17	Monongalia	\$9,246.44	9.70%	\$49,663.51	52.11%	\$95,302.31
	<b>Total</b>	<b>\$9,246.44</b>	<b>9.70%</b>	<b>\$49,663.51</b>	<b>52.11%</b>	<b>\$95,302.31</b>
18	Preston	\$5,102.22	7.58%	\$34,714.69	51.60%	\$67,271.41
	<b>Total</b>	<b>\$5,102.22</b>	<b>7.58%</b>	<b>\$34,714.69</b>	<b>51.60%</b>	<b>\$67,271.41</b>
19	Barbour	\$594.55	1.58%	\$26,263.40	69.90%	\$37,570.35
	Taylor	-	0.00%	\$12,009.96	59.59%	\$20,154.70
	<b>Total</b>	<b>\$594.55</b>	<b>1.03%</b>	<b>\$38,273.36</b>	<b>66.30%</b>	<b>\$57,725.05</b>
20	Randolph	-	0.00%	\$25,130.50	64.60%	\$38,899.91
	<b>Total</b>	<b>\$0.00</b>	<b>0.00%</b>	<b>\$25,130.50</b>	<b>64.60%</b>	<b>\$38,899.91</b>
21	Grant	\$1,500.98	6.43%	\$17,470.17	74.83%	\$23,346.47
	Mineral	\$758.05	2.74%	\$20,885.42	75.51%	\$27,659.19
	Tucker	-	0.00%	\$7,092.72	98.44%	\$7,205.38
	<b>Total</b>	<b>\$2,259.03</b>	<b>3.88%</b>	<b>\$45,448.31</b>	<b>78.08%</b>	<b>\$58,211.04</b>
22	Hampshire	-	0.00%	\$20,148.16	63.20%	\$31,878.50
	Hardy	-	0.00%	\$11,415.54	60.65%	\$18,821.45
	Pendleton	-	0.00%	\$16,065.41	93.56%	\$17,170.35
	<b>Total</b>	<b>\$0.00</b>	<b>0.00%</b>	<b>\$47,629.11</b>	<b>70.18%</b>	<b>\$67,870.30</b>
23	Berkeley	\$12,872.15	9.58%	\$41,167.28	30.65%	\$134,307.08
	Jefferson	\$3,649.65	8.54%	\$13,488.42	31.56%	\$42,744.09
	Morgan	\$990.00	4.93%	\$13,333.71	66.33%	\$20,101.00
	<b>Total</b>	<b>\$17,511.80</b>	<b>8.88%</b>	<b>\$67,989.41</b>	<b>34.49%</b>	<b>\$197,152.17</b>
24	Wayne	-	0.00%	\$14,455.46	79.48%	\$18,188.11
	<b>Total</b>	<b>\$0.00</b>	<b>0.00%</b>	<b>\$14,455.46</b>	<b>79.48%</b>	<b>\$18,188.11</b>
25	Boone	\$4,130.81	10.16%	\$21,809.41	53.63%	\$40,663.03
	Lincoln	-	0.00%	\$16,477.21	55.70%	\$29,582.76
	<b>Total</b>	<b>\$4,130.81</b>	<b>5.88%</b>	<b>\$38,286.62</b>	<b>54.50%</b>	<b>\$70,245.79</b>
26	Lewis	\$878.39	2.37%	\$29,968.83	81.01%	\$36,994.80
	Upshur	\$1,124.78	3.00%	\$28,032.73	74.75%	\$37,503.73
	<b>Total</b>	<b>\$2,003.17</b>	<b>2.69%</b>	<b>\$58,001.56</b>	<b>77.86%</b>	<b>\$74,498.53</b>
27	Wyoming	\$3,673.26	7.31%	\$32,716.55	65.07%	\$50,276.07
	<b>Total</b>	<b>\$3,673.26</b>	<b>7.31%</b>	<b>\$32,716.55</b>	<b>65.07%</b>	<b>\$50,276.07</b>
28	Nicholas	\$1,600.00	2.55%	\$51,637.56	82.17%	\$62,846.05
	<b>Total</b>	<b>\$1,600.00</b>	<b>2.55%</b>	<b>\$51,637.56</b>	<b>82.17%</b>	<b>\$62,846.05</b>
29	Putnam	\$1,086.35	1.75%	\$37,744.48	60.93%	\$61,942.80
	<b>Total</b>	<b>\$1,086.35</b>	<b>1.75%</b>	<b>\$37,744.48</b>	<b>60.93%</b>	<b>\$61,942.80</b>
30	Mingo	-	0.00%	\$7,095.35	58.23%	\$12,185.26
	<b>Total</b>	<b>\$0.00</b>	<b>0.00%</b>	<b>\$7,095.35</b>	<b>58.23%</b>	<b>\$12,185.26</b>

PUBLIC DEFENDER SERVICES						
TRAVEL EXPENSES AND INVESTIGATOR EXPENSES AS PERCENTAGES OF TOTAL EXPENSES						
FISCAL YEAR 2024						
Circuit	County	Investigator (\$)	Investigator (%)	Travel (\$)	Travel (%)	Total Expenses
31	Monroe	-	0.00%	\$6,060.83	81.40%	\$7,446.01
	Summers	\$19,250.22	46.74%	\$11,385.15	27.64%	\$41,184.43
	<b>Total</b>	<b>\$19,250.22</b>	<b>39.58%</b>	<b>\$17,445.98</b>	<b>35.87%</b>	<b>\$48,630.44</b>
<b>STATE TOTAL</b>		<b>\$371,278.28</b>	<b>14.58%</b>	<b>\$1,377,028.73</b>	<b>54.08%</b>	<b>\$2,546,146.10</b>