



PUBLIC DEFENDER SERVICES

**2021
ANNUAL
REPORT**

Table of Contents

Executive Director's Page	1
Executive Summary	3
Appendix A – Consolidated Appointed Counsel Reports	18
Appendix B – Public Defender Corporation Statistics	64
Appendix C – Comparison: Appointed Counsel & Public Defender Corporations	114
Appendix D – Appointed Counsel Payee Totals	136

THE EXECUTIVE DIRECTOR'S PAGE



My letter in the 2020 Annual Report lauded the employees of Public Defender Services for their adaptability and resiliency in responding to the pandemic that arose during the latter half of the fiscal year. Unforeseeable was the resulting extended period during which such adaptability and flexibility were required. Indeed, employees reported to the office as a general matter only near the end of this fiscal year. And the reality is that the agency's operations have changed in many ways due to this process.

First, the voucher processing division demonstrably proved to be more efficient when working remotely. Many reasons can be expounded, but, most importantly, these employee's circumstances were better accommodated by working from a home office. Accordingly, the voucher processing function will now be a telecommuting position. Already, retention of these employees has been steady, and the readily measurable productivity has increased steadily.

Second, the agency's mandated collaborative approach in the appellate and habeas divisions was hampered by remote work. Accordingly, attorneys and legal staff were not given the option of telecommuting. While this was the correct decision, several attorneys resigned subsequently to accept positions with private firms making this accommodation (and, of course, offering higher compensation). However, the divisions have continued to provide zealous and effective representation. and new counsel have been provided meaningful opportunities for public service with the agency.

Third, the agency's legal education efforts will continue to take advantage of Zoom or its equivalents. Virtual conferences were held on a range of issues, such as cross-examination and habeas petitions, at no cost to defense counsel. A juvenile boot camp was devised for virtual attendance. A virtual series has been started focusing on the legends of the bar. This emphasis on virtual opportunities will continue into the next fiscal year.

Fourth, the agency has been vigilant in ensuring that criminal defendant's rights or parental rights are not degraded by increased usage of virtual medium for resolution of matters. A supreme court appeal confirmed that, if a defendant does not waive the right, the defendant is entitled to be sentenced in person, a pandemic notwithstanding. In other areas, the agency and its attorneys have zealously maintained the guardrails of due process during the push to a virtual courtroom.

Finally, the exclusion of public defenders and court-appointed counsel from the development of, and inclusion in, protocols during the emergency was a disappointment. In the courtroom, the

defense counsel and client were often the only unvaccinated participants. The task forces did not include public defense. For this, I shoulder the blame. I try to be the voice for this profession, but I have not yet been loud enough. For all the progress I thought was made, this was an unsettling setback.

In conclusion, the agency's mission remains, and the people dedicated to this mission have not been deterred during these unprecedented times. I am so proud to be their Executive Director.

Respectfully,

Dana F. Eddy
Executive Director
Public Defender Services

**PUBLIC DEFENDER SERVICES
STATISTICAL SUMMARY
APPOINTED COUNSEL
FISCAL YEAR 2021**

Total Amount Paid In Claims	\$26,570,493.20
Total Fees Paid to Counsel	\$24,733,832.19
Total Expenses Paid	\$1,836,661.01
Total Hours In-Court	57,769.10
Total Hours Out-Of-Court	351,623.51
Total Number of Hours Paid	409,392.61
Percent of Total Hours In-Court	14.11%
Percent of Total Hours Out-Of-Court	85.89%
Percent of Total Funds Paid Attributable To Fees	93.09%
Percent of Total Funds Paid Attributable To Expenses	6.91%
Average Total Cost Per Hour	\$64.90

Total Claims Paid	34,280	
Less: Supplemental Claims Paid ¹		(7,860)
Less: Direct Claims Paid		(290)
Total Claims Paid without Supplemental & Direct		26,130

Comparative Analysis between All Claims and Claims Without Supplemental and Direct

	All Claims	W/O Supp & Dir.
Average Total Cost Per Claim	\$775.10	\$1,016.86
Average Counsel Fee Per Claim	\$721.52	\$946.57
Average Expenses Per Claim	\$53.58	\$70.29

1. In past years, "Supplemental Claims Paid" did not take into account the multiple vouchers paid in one child abuse and neglect proceeding. By taking such proceedings into consideration, the number for "Supplemental Claims Paid" will increase and the number for "Total Claims Paid without Supplemental & Direct" will necessarily decrease.

**PUBLIC DEFENDER SERVICES
STATISTICAL SUMMARY
PUBLIC DEFENDER CORPORATIONS
FISCAL YEAR 2021**

Total Number of Cases Closed	31,181
Total Amount Disbursed to Corporations*	\$19,270,957.75
Average Total Cost Per Cases Closed	\$618.04

SUMMARY OF HOURS**	With Admin	Without Admin
Total In Court Hours Worked	41,625.60	41,625.60
Total Out of Court Hours Worked	134,525.80	134,525.80
Total Drug Court Hours Worked	937.10	937.10
Total Administrative Hours Worked	62,102.80	Not Considered

Total Number of Hours Worked during FY 2021	239,191.3	177,088.5
Average Total Cost Per Hour	80.57	108.82
Percent of Total In Court Hours	17.40%	23.51%
Percent of Total Out of Court Hours	56.24%	75.97%
Percent of Drug Court Hours Worked	0.39%	0.53%
Percent of Total Administrative Hours	25.96%	Not Considered

**Note: Total amount disbursed includes payments made on behalf of Corporations to audit providers, Office of Technology, State Auditor's Office, Legal Research Services, and other expenditures.*

***Note: The Summary of Hours illustrates the difference in considering the total administration time reported by Public Defenders. These Administrative Hours include Holiday, Sick and Annual Leave hours paid to Corporation Attorneys. Moreover, it includes performance reviews as well as management of the facilities and personnel. It also includes time that cannot readily be allocated to a single case such as representing numerous clients on the same day in municipal court and peer reviewing files to ensure adequate legal representation by counsel.*

PUBLIC DEFENDER SERVICES
TOTAL INDIGENT DEFENSE EXPENDITURES -- FY 2021

Circuit	APPOINTED COUNSEL	PUBLIC DEFENDER CORPS	TOTAL EXPENDITURES
1	1,374,497.30	1,147,839.83	2,522,337.13
2	554,443.43	484,014.45	1,038,457.88
3	692,597.51		692,597.51
4	780,137.11	1,431,384.59	2,211,521.70
5	1,505,818.25	980,308.06	2,486,126.31
6 & 24	1,468,279.18	1,788,395.28	3,256,674.46
7	507,569.81	649,512.45	1,157,082.26
8	317,755.30	456,455.61	774,210.91
9	1,700,939.08	945,557.98	2,646,497.06
10	976,916.65	1,252,244.51	2,229,161.16
11	520,401.53	617,600.37	1,138,001.90
12	506,843.88	567,937.53	1,074,781.41
13	2,345,706.81	3,112,396.95	5,458,103.76
14	1,201,895.96		1,201,895.96
15	565,704.11	1,059,361.90	1,625,066.01
16	1,162,774.18		1,162,774.18
17	1,489,693.51		1,489,693.51
18	626,332.86	426,185.61	1,052,518.47
19	870,790.33		870,790.33
20	863,381.21		863,381.21
21	506,817.50		506,817.50
22	893,232.38		893,232.38
23	1,363,393.45	2,660,382.50	4,023,775.95
25	874,373.73	774,200.14	1,648,573.87
26	635,562.42		635,562.42
27	441,651.67		441,651.67
28	567,281.18	340,275.69	907,556.87
29	720,534.48		720,534.48
30	359,759.03	576,904.30	936,663.33
31	175,409.36		175,409.36
Grand Total	26,570,493.20	19,270,957.75	45,841,450.95

**PUBLIC DEFENDER SERVICES
THREE YEAR COMPARISON STATISTICAL SUMMARY
APPOINTED COUNSEL**

	Fiscal Year 2021	Fiscal Year 2020	Fiscal Year 2019
Total Amount Paid In Claims	\$26,570,493.20	\$27,850,876.24	\$28,416,710.98
Total Fees Paid to Counsel	\$24,733,832.19	\$25,732,720.83	\$25,909,169.14
Total Expenses Paid	\$1,836,661.01	\$2,118,155.41	\$2,507,541.84
Total Hours In-Court	57,769.10	77,194.60	85,987.43
Total Hours Out-Of-Court	351,623.51	398,599.07	451,554.21
Total Number of Hours Paid	409,392.61	475,793.67	537,541.64
Percent of Total Hours In-Court	14.11%	16.22%	16.00%
Percent of Total Hours Out-Of-Court	85.89%	83.78%	84.00%
Percent of Total Funds Paid Attributable To Fees	93.09%	92.39%	91.18%
Percent of Total Funds Paid Attributable To Expenses	6.91%	7.61%	8.82%
Average Total Cost Per Hour	\$64.90	\$58.54	\$52.86
Total Claims Paid	34,280	40,385	43,156
Less: Supplemental Claims Paid	(7,860)	(7,689)	(5,849)
Less: Direct Claims Paid	(290)	(319)	(538)
Total Claims Paid without Supplemental & Direct	26,130	32,377	36,769
Comparative Analysis between All Claims and Claims Without Supplemental and Direct			
	All Claims	All Claims	All Claims
	W/O Supp & Dir.	W/O Supp & Dir.	W/O Supp & Dir.
Average Total Cost Per Claim	\$775.10	\$689.63	\$658.46
Average Counsel Fee Per Claim	\$721.52	\$637.19	\$600.36
Average Expenses Per Claim	\$53.58	\$52.45	\$58.10

PUBLIC DEFENDER SERVICES Historical Overview

1. The State of West Virginia's Constitutional Obligation.

Over fifty years ago, the Supreme Court of the United States recognized that:

[R]eason and reflection require us to recognize that in our adversary system of criminal justice, any person haled into court, who is too poor to hire a lawyer, cannot be assured a fair trial unless counsel is provided for him. This seems to us to be an obvious truth. Governments, both state and federal, quite properly spend vast sums of money to establish machinery to try defendants accused of crime. Lawyers to prosecute are everywhere deemed essential to protect the public's interest in an orderly society. ... The right of one charged with crime to counsel may not be deemed fundamental and essential to fair trials in some countries, but it is in ours. From the very beginning, our state and national constitutions and laws have laid great emphasis on procedural and substantive safeguards designed to assure fair trials before impartial tribunals in which every defendant stands equal before the law. This noble idea cannot be realized if the poor man charged with crime has to face his accusers without a lawyer to assist him.

Gideon v. Wainwright, 372 U.S. 335, 344, 83 S.Ct. 792 (1963). With this decision, the Supreme Court of the United States, through the Fourteenth Amendment, extended the Sixth Amendment guarantee of the assistance of counsel in criminal prosecutions to the states. Essentially, states had to provide counsel for persons who were too poor to pay for legal services when these persons were confronted with criminal charges or the loss of other important rights by reason of state action.

The Supreme Court of Appeals of West Virginia reaffirmed this constitutional mandate as follows:

“There can be no equal justice where the kind of trial a man gets depends on the amount of money he has. ...” *Griffin v. Illinois*, 351 U.S. 12, 76 S.Ct. 585, 100 L.Ed. 891 (1956). ... The state must, as a matter of equal protection, provide indigents with the basic tools for an adequate defense or appeal, when those tools are available for a price to others.

State v. England, 363 S.E.2d 725, 727 (W. Va. 1987). Accordingly, a defense must be provided to indigent defendants and the defense must include not only the services of the attorney, but the provision of other services and material, including the transcripts of proceedings. *Id.*

2. The Legislative Findings.

In 1981, the following was codified at W. Va. Code §29-21-1:

The Legislature finds and declares that in certain proceedings the state is required to provide high quality legal assistance to indigent persons who would be otherwise unable to afford adequate legal counsel; that providing legal representation to those who face an economic barrier to adequate legal counsel will serve the ends of justice in accordance with rights and privileges guaranteed to all citizens by the Constitution of the United States of America and the constitution of the state of West Virginia; that the availability of quality legal assistance reaffirms the faith of our citizens in our government of laws; that the present system which utilizes appointed counsel is not operating satisfactorily in some areas of this state and the Legislature is presently unable to determine what system or systems will provide the most efficient means for providing legal representation; that there is a need to explore alternative methods of delivering legal assistance, including the use of salaried public defenders complemented by private panel attorneys; that innovative programs and pilot projects as well as a continuation of the present appointed counsel system are necessary in separate areas of the state to provide information and experience upon which to base future legislative action.

The West Virginia Public Legal Services Council was then created “for the purpose of facilitating required legal representation of indigent persons”. W. Va. Code §29-21-3 (1981; superseded in 1989).

In 1989, the agency was renamed as Public Defender Services and was charged as follows:

The agency shall have as its principal purpose the development and improvement of programs by which the state provides legal representation to indigent persons.

W. Va. Code §29-21-4. This remains the agency’s charge.

PUBLIC DEFENDER SERVICES

An Organizational Overview

VISION: *"There can be no equal justice where the kind of trial a man gets depends on the amount of money he has." Griffin v. Illinois, 351 U.S. 12 (1956)*

MISSION STATEMENT: To fulfill the State of West Virginia's constitutional obligation to provide quality legal assistance to persons who otherwise could not afford legal counsel in proceedings in which the person's liberty interests are at stake.

ORGANIZATIONAL STRUCTURE:

Public Defender Services is within the Department of Administration for the State of West Virginia. The chief administrative officer is the Executive Director, who is appointed by the governor.

In addition to its administrative staff, the agency has five divisions.

The Accounting and Auditing Division is charged with the following responsibilities:

The agency shall establish and the executive director or his or her designee shall operate an accounting and auditing division to require and monitor the compliance with this article by public defender corporations and other persons or entities receiving funding or compensation from the agency. The accounting and auditing division shall review all plans and proposals for grants and contracts and shall make a recommendation of approval or disapproval to the executive director. The accounting and auditing division shall prepare, or cause to be prepared, reports concerning the evaluation, inspection or monitoring of public defender corporations and other grantees, contractors, persons or entities receiving financial assistance under this article and shall further carry out the agency's responsibilities for records and reports as set forth in section eighteen of this article. The accounting and auditing division shall require each public defender corporation to submit financial statements monthly and to report monthly on the billable and nonbillable time of its professional employees, including time used in administration of the respective offices, so as to compare the time to similar time expended in nonpublic law offices for similar activities. The accounting and auditing division shall provide to the executive director assistance in the fiscal administration of all of the agency's divisions. This assistance shall include, but not be limited to, budget preparation and statistical analysis.

W. Va. Code §29-21-6(d).

The Criminal Law Research Center is another division of the agency and has the following statutory charge:

- (1) Undertake research, studies and analyses and act as a central repository, clearinghouse and disseminator of research materials;
- (2) Prepare and distribute a criminal law manual and other materials and establish and implement standard and specialized training programs for attorneys practicing criminal law;
- (3) Provide and coordinate continuing legal education programs and services for attorneys practicing criminal law; and
- (4) Prepare, supplement and disseminate indices and digests of decisions of the West Virginia supreme court of appeals and other courts, statutes and other legal authorities relating to criminal law.

W. Va. Code §29-21-7.

The agency's third division, the Appellate Advocacy Division is established as follows:

The agency shall establish and the executive director or his or her designee shall operate an appellate advocacy division for the purpose of prosecuting litigation on behalf of eligible clients in the Supreme Court of Appeals. The executive director or his or her designee shall be the director of the appellate advocacy division. The appellate advocacy division shall represent eligible clients upon appointment by the circuit courts or by the Supreme Court of Appeals. The division may, however, refuse the appointments due to a conflict of interest or if the executive director has determined the existing caseload cannot be increased without jeopardizing the appellate division's ability to provide effective representation. In order to effectively and efficiently use the resources of the appellate division, the executive director may restrict the provision of appellate representation to certain types of cases. The executive director may select and employ staff attorneys to perform the duties prescribed by this subsection. The appellate division shall maintain records of representation of eligible clients for record purposes only.

W. Va. Code §29-21-6(e).

The agency's fourth division, the Appointed Counsel Services Division, contains the voucher processing staff that processes for payment the vouchers which are submitted by private attorneys who accept appointments in eligible proceedings, which are defined as follows:

Criminal charges which may result in incarceration; juvenile proceedings; proceedings to revoke parole or probation if the revocation may result in incarceration; contempt of court; child abuse and neglect proceedings which may result in a termination of

parental rights; mental hygiene commitment proceedings; extradition proceedings; proceedings which are ancillary to an eligible proceeding, including, but not limited to, proceedings to enhance sentences brought pursuant to sections eighteen and nineteen, article eleven, chapter sixty-one of this code, forfeiture proceedings brought pursuant to article seven, chapter sixty-a of this code, and proceedings brought to obtain extraordinary remedies; and appeals from or post-conviction challenges to the final judgment in an eligible proceeding. Legal representation provided pursuant to the provisions of this article is limited to the court system of the state of West Virginia, but does not include representation in municipal courts unless the accused is at risk of incarceration

W. Va. Code §29-21-2(2). A “help desk” is also part of the division and is designed to assist attorneys with the preparation of vouchers.

The agency’s fifth division is the Public Defender Corporation Resource Center, which is dedicated to providing services to the administrators of, and attorneys within, the eighteen public defender corporations operating throughout the state. The Center is a recognition that not every public defender corporation can support or fund certain positions critical to the representation of a client. Also, the Center is a recognition that the corporations, while separate entities, must maintain uniform systems centralized within the agency in order to maximize the funding made available through legislative appropriation. Accordingly, the Center houses a criminal justice specialist, a juvenile resource specialist, an administrator, and a program assistant.

In addition to the agency’s divisions, the statutory framework for the agency includes two additional entities.

Indigent Defense Commission.

The first is the Indigent Defense Commission. Specifically,

- (a) There is hereby established the Indigent Defense Commission to provide assistance to Public Defender Services with regard to the general policies and procedures of the agency, including, but not limited to, the opening, closing or merging of public defender offices throughout the state and the establishment of performance measures for the qualitative review of indigent defense.
- (b) In order to demonstrate a collaborative approach to solving criminal justice problems, the commission shall consist of the Executive Director of Public Defender Services, who shall serve as chair, and the following members appointed by the Governor:

- (1) One former or retired circuit judge;
 - (2) Three lawyers, one from each congressional district, who have significant experience in the defense of criminal cases or have demonstrated a strong commitment to quality representation of indigent defendants;
 - (3) One current chief public defender; [...],
 - (4) One nonlawyer with a demonstrated commitment to providing legal services to the indigent;
 - (5) One person who is a member of an organization that advocates on behalf of people with mental illness and developmental disabilities; and
 - (6) One attorney with significant experience in the defense of juvenile delinquency and abuse and neglect cases.
- (c) The commission shall meet at the times and places specified by the call of the chair: Provided, That the commission shall meet no less than four times each year. Members shall serve without compensation but may receive reimbursement of actual and necessary expenses for each day or portion thereof engaged in this discharge of official duties in a manner consistent with the guidelines of the Travel Management Office of the Department of Administration.
- ...
- (f) The commission has the following powers and duties:
- (1) To develop standards regarding the qualifications and training for public defenders, assistant public defenders and staff;
 - (2) To explore opportunities related to the training of appointed panel attorneys;
 - (3) To evaluate, on an annual basis, the compensation and caseloads of public defenders and appointed panel attorneys;
 - (4) To develop standards for providing and compensating expert witnesses, investigators and other persons who provide services related to legal representation under this article;

- (5) To study, monitor and evaluate existing standards for determining eligibility for legal representation under section sixteen of this article;
- (6) To study the feasibility and need of creating additional public defender corporations, the activation of public defender corporations and the formation of multicircuit or regional public defender corporations in accordance with the provisions of section eight of this article;
- (7) To study the potential for the dissolution of public defender corporations;
- (8) To study, monitor, evaluate and make recommendations regarding the training, experience and background necessary for a public defender or panel attorney to competently represent indigent defendants in capital cases; and
- (9) To monitor and make recommendations regarding the following activities of the board of directors of each public defender corporation receiving funding pursuant to this article:
 - (A) The appointment of the public defender and any assistant public defenders pursuant to subdivision (1), subsection (c), section fifteen of this article;
 - (B) The fixing of professional and clerical salaries pursuant to subdivision (2), subsection (c), section fifteen of this article; and
 - (C) The removal of any public defender, assistant public defender or other employee for misfeasance, malfeasance or nonfeasance pursuant to subdivision (3), subsection (c), section fifteen of this article.

W. Va. Code §29-21-3b.

Public Defender Corporations.

The second entity is the public defender corporation, which, if active within a judicial circuit, is “to provide legal representation ... in accordance with the provisions” of the governing statute. W. Va. Code §29-21-8(a)(2).

For each public defender corporation, a board of directors is appointed. The chairperson of the board is appointed by the governor. One to two members for each county in the judicial circuit are appointed by the county commission. One to two additional members are appointed by each county bar association within the judicial circuit. The board selects a “chief” public defender who is then responsible for the delivery of legal services by the corporation. Unless inconsistent with the governing statute, the provisions of the state’s nonprofit corporate laws govern the public defender corporations.

WEST VIRGINIA PUBLIC DEFENDER SERVICES
SUMMARY OF APPROPRIATIONS, EXPENDITURES, AND FUND BALANCES BY ACTIVITY FOR THE FUND 0226-2021-0221
FOR THE PERIOD JULY 1, 2020 - JUNE 30, 2021 (as of July 31, 2021)

	00100	09900	13000	35200	35299	43500	78800	91300	TOTAL
TOTAL APPROPRIATIONS									
2021 APPROPRIATIONS	\$ 1,899,483.00	\$ 333,300.00	\$ 12,740.00	\$ 19,538,435.00	\$ -	\$ -	\$ 12,691,113.00	\$ 10,575.00	\$ 34,485,646.00
SUPP APPROP					\$ 1,200,000.00	\$ 18,800,000.00			\$ 20,000,000.00
TOTAL FUND APPROPRIATIONS	\$ 1,899,483.00	\$ 333,300.00	\$ 12,740.00	\$ 19,538,435.00	\$ 1,200,000.00	\$ 18,800,000.00	\$ 12,691,113.00	\$ 10,575.00	\$ 54,485,646.00
REAPPROPRIATIONS						\$ 7,011,913.04	\$ 76,843.51		\$ 7,088,756.55
EXPENDITURES									
PERSONAL SERVICES & BENEFITS									
1200 Personal Services	\$ 1,408,834.94	-	-	\$ 117,068.28	\$ -	-	-	-	\$ 1,525,903.22
1201 Temporary	\$ 1,452.50	-	-	-	-	-	-	-	\$ 1,452.50
1203 Overtime	\$ 4,372.12	-	-	-	-	-	-	-	\$ 4,372.12
1206 Annual Increment	\$ 11,640.00	-	-	\$ 420.00	-	-	-	-	\$ 12,060.00
2200 PEIA Fees	\$ 1,000.00	-	-	-	-	-	-	-	\$ 1,000.00
2201 Personnel Fees	\$ 5,598.00	-	-	-	-	-	-	-	\$ 5,598.00
2202 FICA	\$ 104,395.94	-	-	\$ 8,531.48	-	-	-	-	\$ 112,927.42
2203 Public Empl Insurance	\$ 138,247.38	-	-	\$ 12,840.80	-	-	-	-	\$ 151,088.18
2205 Workers Comp	\$ 5,078.79	-	-	\$ 589.36	-	-	-	-	\$ 5,668.15
2206 Unemployment Compensation	\$ 2,544.00	-	-	-	-	-	-	-	\$ 2,544.00
2207 Pension & Retirement	\$ 141,373.71	-	-	\$ 11,748.86	-	-	-	-	\$ 153,122.57
2208 PEIA-OPEB Contribution	\$ 47,921.20	-	-	\$ 4,400.00	-	-	-	-	\$ 52,321.20
TOTAL PERSONAL SERV & BENEFITS	\$ 1,872,458.58	-	-	\$ 155,598.78	\$ -	-	-	-	\$ 2,028,057.36
UNCLASSIFIED EXPENSES									
3200 Office Expense	\$ -	\$ 11,552.27	-	\$ 425.80	\$ -	-	-	-	\$ 11,978.07
3201 Printing & Binding	\$ -	-	-	-	-	-	-	-	\$ -
3202 Rental Expense	\$ -	\$ 78,157.44	\$ 12,739.56	\$ 54,925.20	\$ -	-	-	-	\$ 145,822.20
3204 Telecommunications	\$ -	\$ 5,088.76	-	\$ 922.36	-	-	-	-	\$ 6,011.12
3205 Internet Service	\$ -	\$ 390.88	-	\$ 1,954.40	-	-	-	-	\$ 2,345.28
3206 Contractual & Professional	\$ -	\$ 19,039.34	-	\$ 19,047,875.60	\$ 1,200,000.00	\$ 51,879.66	\$ 274,670.58	-	\$ 20,593,465.18
3207 Professional Services	\$ -	\$ 16,417.50	-	\$ 69,500.00	\$ -	-	-	-	\$ 85,917.50
3208 Consultants and Consulting Fees	\$ -	\$ 450.00	-	-	-	-	-	-	\$ 450.00
3211 Travel Employee	\$ -	-	-	\$ 288.00	-	-	-	-	\$ 288.00
3213 Computer Services Internal	\$ -	\$ 58,433.84	-	\$ 72,227.10	-	-	-	-	\$ 130,660.94
3214 Computer Services External	\$ -	\$ 13,346.57	-	\$ 60,182.11	-	-	\$ 211,782.00	-	\$ 285,310.68
3216 Vehicle Rental	\$ -	\$ 1,062.50	-	-	-	-	-	-	\$ 1,062.50
3217 Rental(Machine & Misc)	\$ -	\$ 507.33	-	-	-	-	-	-	\$ 507.33
3218 Assoc Dues & Prof Memberships	\$ -	\$ 8,069.00	-	\$ 885.00	-	-	-	-	\$ 8,954.00
3219 Fire, Auto, Bond & Other Insurance	\$ -	\$ 7,455.00	-	-	-	-	-	\$ 10,575.00	\$ 18,030.00
3220 Food Products	\$ -	\$ 199.86	-	-	-	-	-	-	\$ 199.86
3222 Supplies Household	\$ -	\$ 360.00	-	-	-	-	-	-	\$ 360.00

3224 Advertising & Promotion	\$	-	\$	-	\$	321.88	\$	-	\$	-	\$	-	\$	321.88
3227 Supplies - Educational	\$	-	\$	-	\$	321.00	\$	-	\$	-	\$	-	\$	321.00
3229 Routine Mice Contracts/Warranties	\$	-	\$	994.19	\$	-	\$	-	\$	-	\$	-	\$	994.19
3232 Cellular Charges	\$	-	\$	-	\$	-	\$	-	\$	-	\$	-	\$	-
3233 Hospitality	\$	-	\$	-	\$	-	\$	-	\$	-	\$	-	\$	-
3235 Energy Expense - Vehicle/Aircraft	\$	-	\$	-	\$	-	\$	-	\$	-	\$	-	\$	-
3241 Miscellaneous	\$	-	\$	1,170.80	\$	-	\$	-	\$	-	\$	-	\$	1,170.80
3242 Training & Development-In	\$	-	\$	1,165.00	\$	4,906.99	\$	-	\$	-	\$	-	\$	6,071.99
3243 Training & Development-Out	\$	-	\$	-	\$	-	\$	-	\$	-	\$	-	\$	-
3244 Postal	\$	-	\$	7,389.90	\$	10.95	\$	-	\$	-	\$	-	\$	7,400.85
3245 Freight	\$	-	\$	387.38	\$	868.70	\$	-	\$	-	\$	-	\$	1,256.08
3246 Supplies-Computer	\$	-	\$	648.30	\$	-	\$	-	\$	-	\$	-	\$	648.30
3247 Software Licenses	\$	-	\$	-	\$	3,132.16	\$	-	\$	-	\$	-	\$	3,132.16
3248 Computer Equipment	\$	-	\$	9,489.11	\$	-	\$	-	\$	-	\$	-	\$	9,489.11
3249 Office Equipment/Current Exp	\$	-	\$	-	\$	-	\$	-	\$	-	\$	-	\$	-
3250 Attorney Legal Service Payments	\$	-	\$	-	\$	-	\$	17,991,782.50	\$	11,048,737.00	\$	-	\$	29,040,519.50
3251 Attorney Reimbursable Expense	\$	-	\$	-	\$	-	\$	728,523.73	\$	959,309.01	\$	-	\$	1,687,832.74
3252 Miscellaneous Equipment Purchases	\$	-	\$	6,304.16	\$	-	\$	-	\$	-	\$	-	\$	6,304.16
3254 Payment of Taxes	\$	-	\$	(48.93)	\$	27.93	\$	-	\$	-	\$	-	\$	(21.00)
3263 Bank Cost	\$	-	\$	-	\$	-	\$	-	\$	-	\$	-	\$	-
3267 Other Interest & Penalties	\$	-	\$	-	\$	-	\$	0.64	\$	601.22	\$	-	\$	601.86
3272 PEIA Reserve Transfer	\$	-	\$	15,234.00	\$	-	\$	-	\$	-	\$	-	\$	15,234.00
3293 Medical Service Payments	\$	-	\$	-	\$	-	\$	27,812.50	\$	158,001.45	\$	-	\$	185,813.95
3324 State Treasurer's Office Fees	\$	-	\$	(120.00)	\$	-	\$	-	\$	-	\$	-	\$	(120.00)
5201 Communication Equipment	\$	-	\$	-	\$	-	\$	-	\$	-	\$	-	\$	-
5208 Books & Periodicals	\$	-	\$	5,243.81	\$	-	\$	-	\$	-	\$	-	\$	5,243.81
6100 Books & Periodicals	\$	-	\$	-	\$	-	\$	-	\$	-	\$	-	\$	-
6106 Routine Maint of Grounds	\$	-	\$	-	\$	-	\$	-	\$	-	\$	-	\$	-
7401 Building Improvement	\$	-	\$	-	\$	-	\$	-	\$	-	\$	-	\$	-
7403 Leasehold Improvements	\$	-	\$	-	\$	-	\$	-	\$	-	\$	-	\$	-
8203 Computer Software	\$	-	\$	191.53	\$	7,386.60	\$	-	\$	-	\$	-	\$	7,578.13
TOTAL UNCLASSIFIED EXPENSES	\$	-	\$	268,579.54	\$	19,326,161.78	\$	18,799,999.03	\$	12,653,101.26	\$	10,575.00	\$	52,271,156.17
TOTAL FUND EXPENDITURES	\$	1,872,458.58	\$	268,579.54	\$	19,481,760.56	\$	18,799,999.03	\$	12,653,101.26	\$	10,575.00	\$	54,299,213.53
2021 ENDING FUND BALANCE	\$	27,024.42	\$	64,720.46	\$	56,674.44	\$	0.97	\$	38,011.74	\$	-	\$	186,432.47

Public Defender Services
Statement of Revenues, Expenditures,
and Changes in Fund Balance

For the Period July 1, 2020 to June 30, 2021

2420-2021-0221

Fund Balance Beginning of Period July 1, 2020	\$	35,438.99
--	-----------	------------------

REVENUES

Chan Zuckerberg Initiative	\$	95,000.00
Sales of Publications	\$	-
Continuing Legal Education	\$	3,380.00
DVD/VIDEO Sales (with CLE)	\$	-
		-

TOTAL REVENUES	\$	98,380.00
-----------------------	-----------	------------------

EXPENDITURES

3206 Contractual Services	\$	95,000.00
3212 Travel Non Employee	\$	-
3216 Vehicle Rental	\$	-
3218 Assoc Dues & Prof Memberships	\$	500.00
3324 State Treasurer's Office Fees	\$	80.59

TOTAL EXPENDITURES	\$	95,580.59
---------------------------	-----------	------------------

Revenues Over (Under) Expenditures	\$	2,799.41
---	-----------	-----------------

Fund Balance, End of Period June 30, 2021	\$	38,238.40
--	-----------	------------------

2421-2021-0221

Fund Balance Beginning of Period July 1, 2020	\$	24.00
--	-----------	--------------

Add: Consumer Sales Tax Collections	\$0.00	
Less: Remittance of Taxes	\$0.00	

Fund Balance, End of Period June 30, 2021	\$	24.00
--	-----------	--------------

Appendix A

Appointed Counsel Statistics



In 1961, a Florida court refused to provide a public defender for Clarence Earl Gideon, who was accused of robbery. Gideon appealed his conviction to the US Supreme Court on the grounds that the Fourteenth Amendment incorporated the Sixth Amendment's right to counsel to the states. The Supreme Court ruled in Gideon's favor, requiring states to provide a lawyer to any defendant who could not afford one.

Summary of Claims Paid

Claims Paid by Case Type

- **Total (Including Supplemental or Direct Expenses)**
- **Without Supplemental or Direct Expenses**

Fees Paid by Case Type

Expenses Paid by Case Type (including Direct Expenses)

Direct Expense Claims Paid by Case Type

Expenses Paid by Category

Hours Paid by Case Type

Time Paid In Court / Out of Court

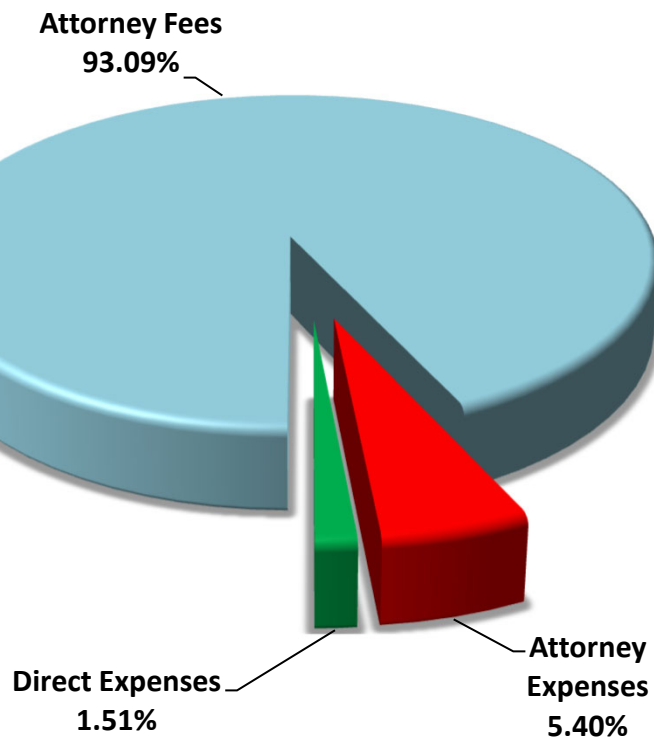
Average Costs by Case Type

- **Total (Including Supplemental or Direct Expenses)**
- **Without Supplemental or Direct Expenses**

Average Per Charge

**PUBLIC DEFENDER SERVICES
SUMMARY OF APPOINTED COUNSEL CLAIMS PAID**

Attorney Fees	\$24,733,832.19
Attorney Expenses	\$1,435,143.15
Direct Expenses	\$401,517.86
Total Claims Paid	\$26,570,493.20



**PUBLIC DEFENDER SERVICES
SUMMARY REPORT FOR APPOINTED COUNSEL
ATTORNEY HOURS, FEES, AND EXPENSES**

Circuit County	Attorney Hours	Attorney Fees (\$)	Attorney Expenses (\$)	Direct Expenses (\$)	Total Expenses (\$)	Total Fees & Expenses (\$)
01 Circuit						
BROOKE	4,781.60	278,884.00	14,450.92	-	14,450.92	293,334.92
HANCOCK	5,225.20	316,420.50	18,377.88	3,627.30	22,005.18	338,425.68
OHIO	11,889.70	703,992.50	31,226.75	7,517.45	38,744.20	742,736.70
Total	21,896.50	1,299,297.00	64,055.55	11,144.75	75,200.30	1,374,497.30
02 Circuit						
MARSHALL	4,370.90	266,045.96	18,255.43	3,957.50	22,212.93	288,258.89
TYLER	1,825.10	107,435.00	10,799.81	-	10,799.81	118,234.81
WETZEL	2,288.10	137,998.00	9,951.73	-	9,951.73	147,949.73
Total	8,484.10	511,478.96	39,006.97	3,957.50	42,964.47	554,443.43
03 Circuit						
DODDRIDGE	2,612.80	158,203.50	14,926.77	4,542.32	19,469.09	177,672.59
PLEASANTS	3,204.80	194,764.00	16,063.52	6,269.27	22,332.79	217,096.79
RITCHIE	4,454.50	264,927.00	22,652.97	10,248.16	32,901.13	297,828.13
Total	10,272.10	617,894.50	53,643.26	21,059.75	74,703.01	692,597.51
04 Circuit						
WIRT	766.40	46,254.50	2,760.57	-	2,760.57	49,015.07
WOOD	10,969.99	665,752.27	49,701.52	15,668.25	65,369.77	731,122.04
Total	11,736.39	712,006.77	52,462.09	15,668.25	68,130.34	780,137.11
05 Circuit						
CALHOUN	2,320.70	144,051.00	13,908.90	-	13,908.90	157,959.90
JACKSON	6,870.70	425,156.50	41,481.86	2,611.36	44,093.22	469,249.72
MASON	9,476.40	573,989.66	40,229.08	30,575.78	70,804.86	644,794.52
ROANE	3,626.60	217,452.00	16,362.11	-	16,362.11	233,814.11
Total	22,294.40	1,360,649.16	111,981.95	33,187.14	145,169.09	1,505,818.25
06 Circuit						
CABELL	16,460.50	1,004,772.24	31,289.50	39,979.44	71,268.94	1,076,041.18
Total	16,460.50	1,004,772.24	31,289.50	39,979.44	71,268.94	1,076,041.18
07 Circuit						
LOGAN	7,989.90	488,377.72	19,192.09	-	19,192.09	507,569.81
Total	7,989.90	488,377.72	19,192.09	-	19,192.09	507,569.81
08 Circuit						
MCDOWELL	4,923.80	292,345.00	21,325.99	4,084.31	25,410.30	317,755.30
Total	4,923.80	292,345.00	21,325.99	4,084.31	25,410.30	317,755.30
09 Circuit						
MERCER	26,886.90	1,587,001.93	93,775.16	20,161.99	113,937.15	1,700,939.08
Total	26,886.90	1,587,001.93	93,775.16	20,161.99	113,937.15	1,700,939.08
10 Circuit						
RALEIGH	15,446.70	926,720.50	46,201.15	3,995.00	50,196.15	976,916.65
Total	15,446.70	926,720.50	46,201.15	3,995.00	50,196.15	976,916.65
11 Circuit						
GREENBRIER	6,881.90	418,375.00	9,656.88	304.15	9,961.03	428,336.03
POCAHONTAS	1,473.90	87,676.00	4,389.50	-	4,389.50	92,065.50
Total	8,355.80	506,051.00	14,046.38	304.15	14,350.53	520,401.53
12 Circuit						
FAYETTE	7,815.70	468,653.00	28,697.62	9,493.26	38,190.88	506,843.88
Total	7,815.70	468,653.00	28,697.62	9,493.26	38,190.88	506,843.88

**PUBLIC DEFENDER SERVICES
SUMMARY REPORT FOR APPOINTED COUNSEL
ATTORNEY HOURS, FEES, AND EXPENSES**

Circuit County	Attorney Hours	Attorney Fees (\$)	Attorney Expenses (\$)	Direct Expenses (\$)	Total Expenses (\$)	Total Fees & Expenses (\$)
13 Circuit						
KANAWHA	36,690.50	2,266,126.50	63,732.06	15,848.25	79,580.31	2,345,706.81
Total	36,690.50	2,266,126.50	63,732.06	15,848.25	79,580.31	2,345,706.81
14 Circuit						
BRAXTON	7,602.80	462,801.50	51,159.99	215.60	51,375.59	514,177.09
CLAY	3,319.70	199,601.50	22,922.25	260.31	23,182.56	222,784.06
GILMER	2,649.50	158,069.50	29,421.46	-	29,421.46	187,490.96
WEBSTER	3,999.70	247,963.00	28,280.85	1,200.00	29,480.85	277,443.85
Total	17,571.70	1,068,435.50	131,784.55	1,675.91	133,460.46	1,201,895.96
15 Circuit						
HARRISON	9,005.70	536,805.00	28,899.11	-	28,899.11	565,704.11
Total	9,005.70	536,805.00	28,899.11	-	28,899.11	565,704.11
16 Circuit						
MARION	18,946.70	1,114,305.40	45,608.63	2,860.15	48,468.78	1,162,774.18
Total	18,946.70	1,114,305.40	45,608.63	2,860.15	48,468.78	1,162,774.18
17 Circuit						
MONONGALIA	23,694.00	1,425,400.00	48,394.16	15,899.35	64,293.51	1,489,693.51
Total	23,694.00	1,425,400.00	48,394.16	15,899.35	64,293.51	1,489,693.51
18 Circuit						
PRESTON	9,299.60	573,550.00	42,701.56	10,081.30	52,782.86	626,332.86
Total	9,299.60	573,550.00	42,701.56	10,081.30	52,782.86	626,332.86
19 Circuit						
BARBOUR	8,304.90	497,790.50	44,374.27	11,360.91	55,735.18	553,525.68
TAYLOR	4,882.40	291,111.50	24,278.15	1,875.00	26,153.15	317,264.65
Total	13,187.30	788,902.00	68,652.42	13,235.91	81,888.33	870,790.33
20 Circuit						
RANDOLPH	14,018.50	829,361.50	33,430.46	589.25	34,019.71	863,381.21
Total	14,018.50	829,361.50	33,430.46	589.25	34,019.71	863,381.21
21 Circuit						
GRANT	2,598.90	159,709.50	12,970.46	4,154.15	17,124.61	176,834.11
MINERAL	3,110.30	187,213.50	9,497.79	4,500.00	13,997.79	201,211.29
TUCKER	1,815.10	103,350.50	8,174.52	17,247.08	25,421.60	128,772.10
Total	7,524.30	450,273.50	30,642.77	25,901.23	56,544.00	506,817.50
22 Circuit						
HAMPSHIRE	7,105.50	430,375.50	33,596.58	-	33,596.58	463,972.08
HARDY	5,240.50	317,497.50	17,185.23	10,225.00	27,410.23	344,907.73
PENDLETON	1,140.50	71,761.00	8,541.57	4,050.00	12,591.57	84,352.57
Total	13,486.50	819,634.00	59,323.38	14,275.00	73,598.38	893,232.38
23 Circuit						
BERKELEY	13,268.00	788,181.00	37,019.43	30,739.31	67,758.74	855,939.74
JEFFERSON	3,549.90	211,471.50	12,346.01	31,743.52	44,089.53	255,561.03
MORGAN	3,396.40	209,267.00	14,214.59	28,411.09	42,625.68	251,892.68
Total	20,214.30	1,208,919.50	63,580.03	90,893.92	154,473.95	1,363,393.45
24 Circuit						
WAYNE	5,757.10	371,129.50	16,839.40	4,269.10	21,108.50	392,238.00
Total	5,757.10	371,129.50	16,839.40	4,269.10	21,108.50	392,238.00

**PUBLIC DEFENDER SERVICES
SUMMARY REPORT FOR APPOINTED COUNSEL
ATTORNEY HOURS, FEES, AND EXPENSES**

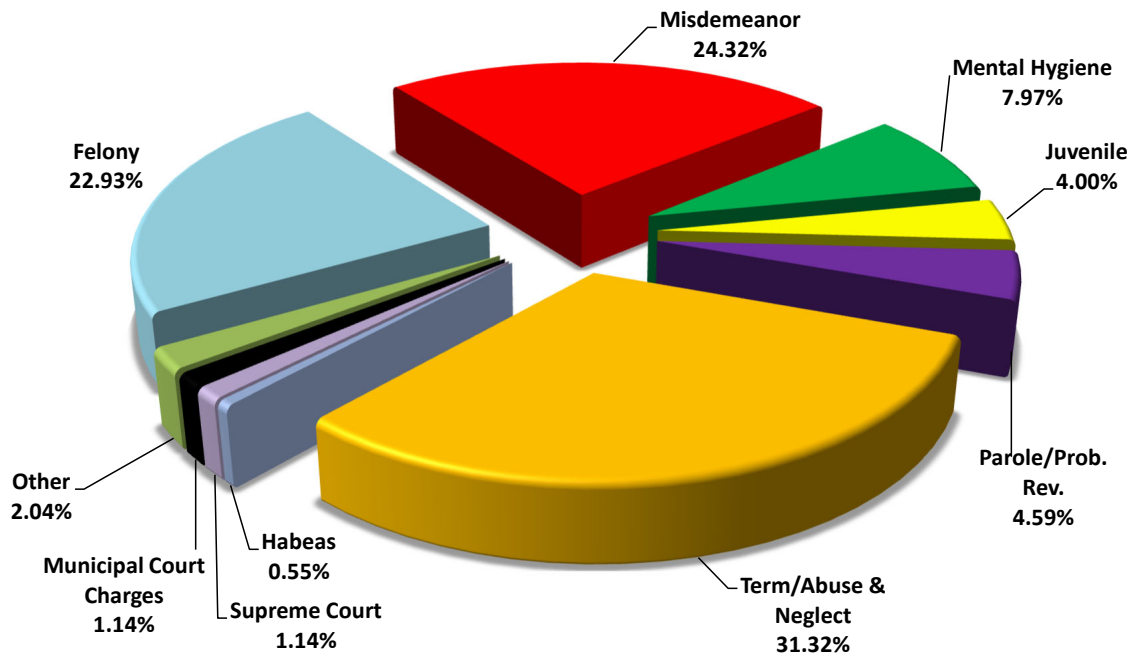
Circuit County	Attorney Hours	Attorney Fees (\$)	Attorney Expenses (\$)	Direct Expenses (\$)	Total Expenses (\$)	Total Fees & Expenses (\$)
25 Circuit						
BOONE	4,355.90	275,551.00	9,086.98	2,745.72	11,832.70	287,383.70
LINCOLN	9,111.30	562,112.00	22,982.03	1,896.00	24,878.03	586,990.03
Total	13,467.20	837,663.00	32,069.01	4,641.72	36,710.73	874,373.73
26 Circuit						
LEWIS	5,669.80	350,345.50	29,480.15	-	29,480.15	379,825.65
UPSHUR	3,840.10	236,867.00	18,869.77	-	18,869.77	255,736.77
Total	9,509.90	587,212.50	48,349.92	-	48,349.92	635,562.42
27 Circuit						
WYOMING	6,773.10	405,398.50	28,573.71	7,679.46	36,253.17	441,651.67
Total	6,773.10	405,398.50	28,573.71	7,679.46	36,253.17	441,651.67
28 Circuit						
NICHOLAS	8,555.22	508,741.30	58,539.88	-	58,539.88	567,281.18
Total	8,555.22	508,741.30	58,539.88	-	58,539.88	567,281.18
29 Circuit						
PUTNAM	11,101.70	671,150.21	38,081.71	11,302.56	49,384.27	720,534.48
Total	11,101.70	671,150.21	38,081.71	11,302.56	49,384.27	720,534.48
30 Circuit						
MINGO	5,328.50	331,107.00	9,322.82	19,329.21	28,652.03	359,759.03
Total	5,328.50	331,107.00	9,322.82	19,329.21	28,652.03	359,759.03
31 Circuit						
MONROE	1,079.60	65,255.00	5,182.59	-	5,182.59	70,437.59
SUMMERS	1,618.40	99,214.50	5,757.27	-	5,757.27	104,971.77
Total	2,698.00	164,469.50	10,939.86	-	10,939.86	175,409.36
State Total	409,392.61	24,733,832.19	1,435,143.15	401,517.86	1,836,661.01	26,570,493.20

**PUBLIC DEFENDER SERVICES
APPOINTED COUNSEL CLAIMS PAID BY CASE TYPE
WITHOUT DIRECT EXPENSES OR SUPPLEMENTALS**

Felony	5,992
Misdemeanor	6,355
Mental Hygiene	2,082
Juvenile	1,044
Parole/Prob. Rev.	1,200
Term/Abuse & Neglect	8,183
Habeas	145
Supreme Court	299
Municipal Court Charges	297
Other	533

Mag. Ct. Appeal, Mandamus/Prohibition,
Extradition, Contempt, Fugitive, Misc.

Total Claims Paid	26,130
--------------------------	---------------



PUBLIC DEFENDER SERVICES
APPOINTED COUNSEL CLAIMS PAID BY CASE TYPE
WITHOUT DIRECT EXPENSES OR SUPPLEMENTALS

Circuit County	Felony	Misd.	Mental Hygiene	Juvenile	Parole		Abuse & Neglect	Habeas	Sup. Ct.	Municipal Court	Other	Total Claims
					Prob.	Term/ Rev.						
01 Circuit												
BROOKE	46	24	12	2	4		73	-	-	-	-	161
HANCOCK	47	31	11	9	9		74	-	-	3	1	185
OHIO	62	50	223	11	3		193	8	10	1	-	561
Total	155	105	246	22	16		340	8	10	4	1	907
02 Circuit												
MARSHALL	94	67	120	19	28		53	1	1	-	2	385
TYLER	16	25	7	2	3		37	-	-	-	1	91
WETZEL	46	30	50	2	4		46	1	1	-	1	181
Total	156	122	177	23	35		136	2	2	-	4	657
03 Circuit												
DODDRIDGE	32	36	11	1	65		35	-	-	-	16	196
PLEASANTS	38	40	6	13	8		55	-	1	-	7	168
RITCHIE	34	60	7	10	2		67	-	1	-	1	182
Total	104	136	24	24	75		157	-	2	-	24	546
04 Circuit												
WIRT	2	1	1	-	-		16	-	3	-	-	23
WOOD	90	107	249	9	11		327	6	21	-	5	825
Total	92	108	250	9	11		343	6	24	-	5	848
05 Circuit												
CALHOUN	27	21	3	5	2		64	-	4	-	2	128
JACKSON	92	34	3	13	6		131	4	5	-	6	294
MASON	170	289	21	44	18		143	2	1	-	13	701
ROANE	52	19	5	12	4		82	1	5	-	4	184
Total	341	363	32	74	30		420	7	15	-	25	1,307
06 Circuit												
CABELL	190	64	495	36	132		460	12	17	-	14	1,420
Total	190	64	495	36	132		460	12	17	-	14	1,420
07 Circuit												
LOGAN	153	309	-	6	12		191	-	6	-	8	685
Total	153	309	-	6	12		191	-	6	-	8	685
08 Circuit												
MCDOWELL	85	98	13	5	-		63	1	3	-	1	269
Total	85	98	13	5	-		63	1	3	-	1	269
09 Circuit												
MERCER	400	223	49	91	27		383	5	9	14	20	1,221
Total	400	223	49	91	27		383	5	9	14	20	1,221
10 Circuit												
RALEIGH	173	187	5	19	17		341	8	9	-	3	762
Total	173	187	5	19	17		341	8	9	-	3	762

PUBLIC DEFENDER SERVICES
APPOINTED COUNSEL CLAIMS PAID BY CASE TYPE
WITHOUT DIRECT EXPENSES OR SUPPLEMENTALS

Circuit County	Term/ Abuse & Neglect										Total Claims
	Felony	Misd.	Mental Hygiene	Juvenile	Prob. Rev.	Parole	Habeas	Sup. Ct.	Municipal Court	Other	
11 Circuit											
GREENBRIER	69	16	13	1	4		1	4	2	3	212
POCAHONTAS	24	17	1	-	7		1	1	-	4	71
Total	93	33	14	1	11		2	5	2	7	283
12 Circuit											
FAYETTE	103	36	-	3	9		2	3	-	1	351
Total	103	36	-	3	9		2	3	-	1	351
13 Circuit											
KANAWHA	424	264	-	55	66		24	54	159	32	2,173
Total	424	264	-	55	66		24	54	159	32	2,173
14 Circuit											
BRAXTON	132	130	17	42	40		-	1	-	21	509
CLAY	68	70	-	4	9		1	7	-	6	229
GILMER	45	73	1	9	8		3	4	-	31	215
WEBSTER	37	62	3	12	12		3	6	-	2	233
Total	282	335	21	67	69		7	18	-	60	1,186
15 Circuit											
HARRISON	67	49	90	7	16		11	25	-	7	536
Total	67	49	90	7	16		11	25	-	7	536
16 Circuit											
MARION	389	465	94	63	69		1	2	27	57	1,433
Total	389	465	94	63	69		1	2	27	57	1,433
17 Circuit											
MONONGALIA	393	549	140	29	104		4	2	42	32	1,535
Total	393	549	140	29	104		4	2	42	32	1,535
18 Circuit											
PRESTON	113	94	1	3	13		1	3	-	4	449
Total	113	94	1	3	13		1	3	-	4	449
19 Circuit											
BARBOUR	118	153	5	7	20		-	5	-	9	465
TAYLOR	81	107	6	7	15		-	2	-	15	380
Total	199	260	11	14	35		-	7	-	24	845
20 Circuit											
RANDOLPH	203	244	17	61	78		6	20	47	23	997
Total	203	244	17	61	78		6	20	47	23	997
21 Circuit											
GRANT	54	134	7	15	21		-	3	-	-	297
MINERAL	93	120	15	26	32		-	5	-	7	351
TUCKER	23	28	-	11	2		1	1	-	-	102
Total	170	282	22	52	55		1	9	-	7	750

PUBLIC DEFENDER SERVICES
APPOINTED COUNSEL CLAIMS PAID BY CASE TYPE
WITHOUT DIRECT EXPENSES OR SUPPLEMENTALS

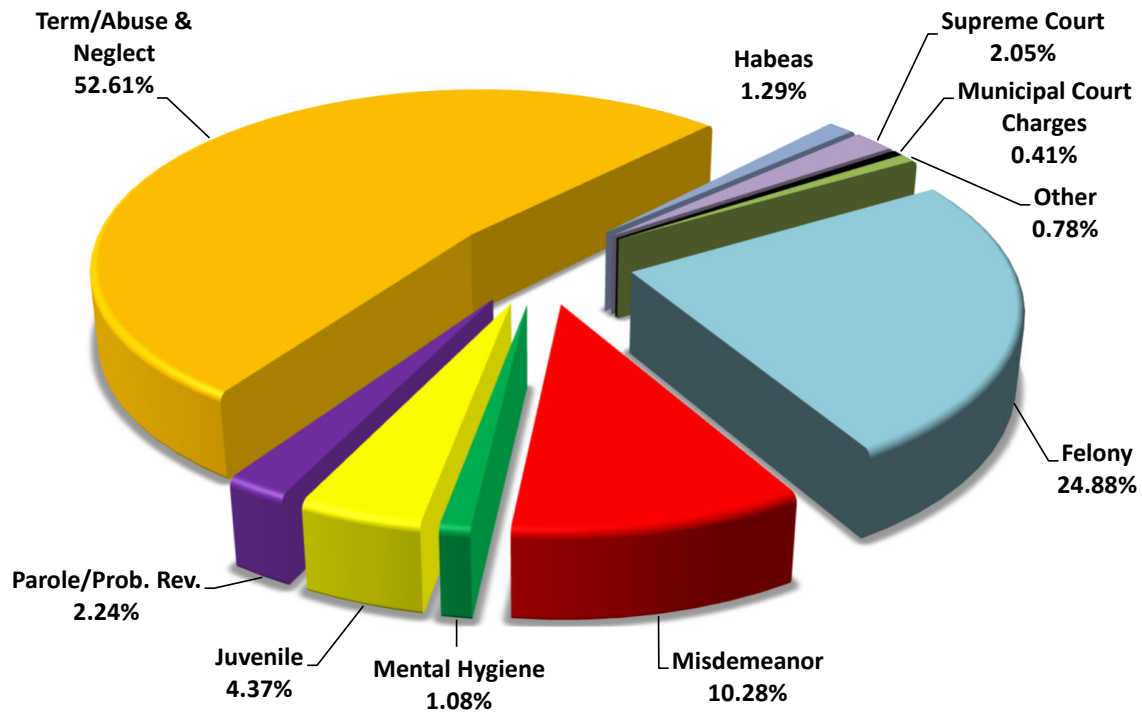
Circuit County	Felony	Misd.	Mental Hygiene	Juvenile	Parole			Abuse & Neglect	Habeas	Sup. Ct.	Municipal Court	Other	Total Claims
					Prob.	Rev.	Term/ Neglect						
22 Circuit													
HAMPSHIRE	130	220	11	28	35		116		4	8	-	56	608
HARDY	100	214	3	15	19		61		-	4	-	21	437
PENDLETON	28	34	-	4	4		17		-	-	-	2	89
Total	258	468	14	47	58		194		4	12	-	79	1,134
23 Circuit													
BERKELEY	269	265	-	39	54		238		10	10	1	2	888
JEFFERSON	82	41	-	5	14		66		2	3	-	2	215
MORGAN	31	40	-	15	7		49		1	3	-	-	146
Total	382	346	-	59	75		353		13	16	1	4	1,249
24 Circuit													
WAYNE	102	29	4	-	38		206		5	2	1	8	395
Total	102	29	4	-	38		206		5	2	1	8	395
25 Circuit													
BOONE	68	58	-	59	-		188		2	1	-	-	376
LINCOLN	106	50	46	1	25		202		2	-	-	20	452
Total	174	108	46	60	25		390		4	1	-	20	828
26 Circuit													
LEWIS	85	126	223	16	30		126		2	4	-	9	621
UPSHUR	92	89	11	18	27		99		2	-	-	6	344
Total	177	215	234	34	57		225		4	4	-	15	965
27 Circuit													
WYOMING	158	326	7	44	12		110		2	-	-	7	666
Total	158	326	7	44	12		110		2	-	-	7	666
28 Circuit													
NICHOLAS	62	19	-	5	4		186		3	13	-	1	293
Total	62	19	-	5	4		186		3	13	-	1	293
29 Circuit													
PUTNAM	182	369	70	110	41		110		1	4	-	33	920
Total	182	369	70	110	41		110		1	4	-	33	920
30 Circuit													
MINGO	146	60	2	8	7		73		-	-	-	6	302
Total	146	60	2	8	7		73		-	-	-	6	302
31 Circuit													
MONROE	28	55	2	8	1		13		-	1	-	1	109
SUMMERS	38	34	2	5	2		26		1	1	-	-	109
Total	66	89	4	13	3		39		1	2	-	1	218
WV TOTAL	5,992	6,355	2,082	1,044	1,200		8,183		145	299	297	533	26,130

**PUBLIC DEFENDER SERVICES
APPOINTED COUNSEL FEES PAID BY CASE TYPE**

Felony	\$6,154,685.64
Misdemeanor	\$2,541,955.55
Mental Hygiene	\$267,925.50
Juvenile	\$1,081,628.45
Parole/Prob. Rev.	\$553,724.16
Term/Abuse & Neglect	\$13,013,546.89
Habeas	\$320,295.00
Supreme Court	\$506,341.50
Municipal Court Charges	\$102,019.00
Other	\$191,710.50

Mag. Ct. Appeal, Mandamus/Prohibition,
Extradition, Contempt, Fugitive, Misc.

Total Fees Paid	\$24,733,832.19
------------------------	------------------------



**PUBLIC DEFENDER SERVICES
APPOINTED COUNSEL FEES BY CASE TYPE (\$)**

Circuit County	Felony	Misd.	Mental Hygiene	Juvenile	Parole Prob. Rev.	Term/ Abuse & Neglect	Habeas	Sup. Ct.	Municipal Court	Other	Total Claims
01 Circuit											
BROOKE	63,251.00	18,204.00	1,540.00	3,064.00	3,540.00	189,075.00	-	-	-	210.00	278,884.00
HANCOCK	63,258.50	20,862.50	2,222.00	17,443.00	5,934.00	204,716.00	408.00	-	1,264.50	312.00	316,420.50
OHIO	112,317.00	28,712.00	26,974.00	11,063.00	1,240.00	476,084.00	24,970.00	20,822.50	1,810.00	-	703,992.50
Total	238,826.50	67,778.50	30,736.00	31,570.00	10,714.00	869,875.00	25,378.00	20,822.50	3,074.50	522.00	1,299,297.00
02 Circuit											
MARSHALL	110,964.50	31,613.00	18,284.00	11,963.46	14,734.00	75,967.00	162.00	2,116.00	-	242.00	266,045.96
TYLER	21,753.00	16,153.50	1,710.00	2,608.00	1,202.00	63,200.50	-	-	-	808.00	107,435.00
WETZEL	44,035.00	13,388.00	7,662.00	850.00	1,342.00	68,595.50	715.50	1,140.00	-	270.00	137,998.00
Total	176,752.50	61,154.50	27,656.00	15,421.46	17,278.00	207,763.00	877.50	3,256.00	-	1,320.00	511,478.96
03 Circuit											
DODDRIDGE	32,043.00	17,016.00	2,014.00	4,278.00	24,507.00	75,499.50	-	-	-	2,846.00	158,203.50
PLEASANTS	40,888.50	22,214.50	1,228.00	9,476.50	4,474.50	114,366.00	-	906.00	-	1,210.00	194,764.00
RITCHIE	61,455.50	32,442.50	1,484.00	12,602.50	1,969.50	154,447.00	-	348.00	-	178.00	264,927.00
Total	134,387.00	71,673.00	4,726.00	26,357.00	30,951.00	344,312.50	-	1,254.00	-	4,234.00	617,894.50
04 Circuit											
WIRT	1,482.00	350.00	96.00	-	-	38,681.50	-	5,645.00	-	-	46,254.50
WOOD	113,525.00	39,628.00	23,624.00	4,514.50	4,296.00	423,008.27	5,975.50	45,428.50	-	5,752.50	665,752.27
Total	115,007.00	39,978.00	23,720.00	4,514.50	4,296.00	461,689.77	5,975.50	51,073.50	-	5,752.50	712,006.77
05 Circuit											
CALHOUN	41,628.50	7,320.50	844.00	6,625.50	936.00	81,938.00	-	4,554.00	-	204.50	144,051.00
JACKSON	113,145.00	12,436.50	592.00	21,886.00	3,704.00	253,906.50	10,071.00	7,175.50	-	2,240.00	425,156.50
MASON	165,432.50	96,313.50	2,570.00	54,402.50	6,872.66	229,191.50	5,244.00	4,297.50	-	9,665.50	573,989.66
ROANE	84,309.50	5,317.50	676.00	14,999.00	2,232.00	93,653.00	1,524.00	10,308.00	-	4,433.00	217,452.00
Total	404,515.50	121,388.00	4,682.00	97,913.00	13,744.66	658,689.00	16,839.00	26,335.00	-	16,543.00	1,360,649.16
06 Circuit											
CABELL	265,898.24	29,984.00	42,091.50	22,413.50	48,412.00	534,531.00	14,984.50	39,578.50	-	6,879.00	1,004,772.24
Total	265,898.24	29,984.00	42,091.50	22,413.50	48,412.00	534,531.00	14,984.50	39,578.50	-	6,879.00	1,004,772.24
07 Circuit											
LOGAN	130,571.00	85,553.22	-	7,918.50	10,397.00	242,532.50	-	9,042.50	-	2,363.00	488,377.72
Total	130,571.00	85,553.22	-	7,918.50	10,397.00	242,532.50	-	9,042.50	-	2,363.00	488,377.72
08 Circuit											
MCDOWELL	95,666.50	39,014.00	1,512.00	6,353.00	-	131,144.00	10,037.50	8,538.00	-	80.00	292,345.00
Total	95,666.50	39,014.00	1,512.00	6,353.00	-	131,144.00	10,037.50	8,538.00	-	80.00	292,345.00
09 Circuit											
MERCER	541,711.00	101,534.83	8,750.50	141,794.99	16,627.00	734,906.11	11,058.50	17,733.50	6,404.00	6,481.50	1,587,001.93
Total	541,711.00	101,534.83	8,750.50	141,794.99	16,627.00	734,906.11	11,058.50	17,733.50	6,404.00	6,481.50	1,587,001.93
10 Circuit											
RALEIGH	201,898.50	96,831.50	492.00	16,209.50	15,323.00	547,688.00	18,713.00	25,153.00	-	4,412.00	926,720.50
Total	201,898.50	96,831.50	492.00	16,209.50	15,323.00	547,688.00	18,713.00	25,153.00	-	4,412.00	926,720.50

**PUBLIC DEFENDER SERVICES
APPOINTED COUNSEL FEES BY CASE TYPE (\$)**

Circuit County	Felony	Misd.	Mental Hygiene	Juvenile	Parole Prob. Rev.	Term/ Abuse & Neglect	Habeas	Sup. Ct.	Municipal Court	Other	Total Claims
11 Circuit											
GREENBRIER	103,117.00	10,210.50	2,328.00	4,804.00	3,294.00	279,998.50	4,374.00	8,211.00	938.00	1,100.00	418,375.00
POCAHONTAS	24,287.00	5,280.00	152.00	-	3,862.00	45,523.00	1,478.00	2,928.00	-	4,166.00	87,676.00
Total	127,404.00	15,490.50	2,480.00	4,804.00	7,156.00	325,521.50	5,852.00	11,139.00	938.00	5,266.00	506,051.00
12 Circuit											
FAYETTE	128,573.00	11,707.50	-	3,685.00	7,285.00	289,109.50	13,119.00	14,966.00	-	208.00	468,653.00
Total	128,573.00	11,707.50	-	3,685.00	7,285.00	289,109.50	13,119.00	14,966.00	-	208.00	468,653.00
13 Circuit											
KANAWHA	323,515.00	112,883.00	-	45,335.50	29,416.50	1,550,808.50	59,917.50	82,167.50	49,788.50	12,294.50	2,266,126.50
Total	323,515.00	112,883.00	-	45,335.50	29,416.50	1,550,808.50	59,917.50	82,167.50	49,788.50	12,294.50	2,266,126.50
14 Circuit											
BRAXTON	117,771.50	40,230.00	1,050.00	44,603.00	16,292.50	237,000.00	-	210.00	-	5,644.50	462,801.50
CLAY	44,975.00	20,092.50	-	3,055.50	4,310.00	113,558.50	3,327.50	6,618.00	-	3,664.50	199,601.50
GILMER	40,765.50	26,160.50	194.00	9,749.00	2,489.50	64,275.00	7,790.00	3,198.00	-	3,448.00	158,069.50
WEBSTER	28,300.50	16,004.00	1,136.00	11,608.50	4,884.00	170,916.00	9,314.00	5,202.00	-	598.00	247,963.00
Total	231,812.50	102,487.00	2,380.00	69,016.00	27,976.00	585,749.50	20,431.50	15,228.00	-	13,355.00	1,068,435.50
15 Circuit											
HARRISON	83,514.00	19,906.50	7,802.00	3,014.50	7,377.50	373,158.50	17,046.50	20,391.00	-	4,594.50	536,805.00
Total	83,514.00	19,906.50	7,802.00	3,014.50	7,377.50	373,158.50	17,046.50	20,391.00	-	4,594.50	536,805.00
16 Circuit											
MARION	398,222.40	177,892.00	20,519.50	64,318.00	32,395.50	378,054.50	7,243.00	10,066.50	7,162.00	18,432.00	1,114,305.40
Total	398,222.40	177,892.00	20,519.50	64,318.00	32,395.50	378,054.50	7,243.00	10,066.50	7,162.00	18,432.00	1,114,305.40
17 Circuit											
MONONGALIA	459,928.00	346,516.50	19,796.00	48,042.00	67,639.50	429,988.00	3,236.00	8,526.00	22,160.00	20,000.00	1,425,832.00
Total	459,928.00	346,516.50	19,796.00	48,042.00	67,639.50	429,988.00	3,236.00	8,526.00	22,160.00	20,000.00	1,425,832.00
18 Circuit											
PRESTON	171,694.00	38,173.50	70.00	2,875.00	4,003.00	341,226.50	6,278.00	7,180.00	-	2,050.00	573,550.00
Total	171,694.00	38,173.50	70.00	2,875.00	4,003.00	341,226.50	6,278.00	7,180.00	-	2,050.00	573,550.00
19 Circuit											
BARBOUR	96,132.00	47,443.00	950.00	5,313.50	7,408.00	329,268.00	-	8,286.00	-	2,558.00	497,358.50
TAYLOR	60,616.50	35,450.50	1,192.00	2,984.00	3,556.00	182,098.50	108.00	2,386.00	-	2,720.00	291,111.50
Total	156,748.50	82,893.50	2,142.00	8,297.50	10,964.00	511,366.50	108.00	10,672.00	-	5,278.00	788,470.00
20 Circuit											
RANDOLPH	159,636.00	107,295.50	2,570.00	66,239.00	35,820.00	413,423.00	8,509.50	17,917.50	10,591.00	7,360.00	829,361.50
Total	159,636.00	107,295.50	2,570.00	66,239.00	35,820.00	413,423.00	8,509.50	17,917.50	10,591.00	7,360.00	829,361.50
21 Circuit											
GRANT	30,797.50	44,594.00	1,750.00	6,207.00	5,826.50	66,690.00	-	3,844.50	-	-	159,709.50
MINERAL	48,788.50	28,219.50	2,130.00	7,851.50	8,330.50	81,590.50	-	8,604.00	-	1,699.00	187,213.50
TUCKER	27,976.50	12,034.00	-	7,214.00	364.00	52,603.00	939.00	2,070.00	-	150.00	103,350.50
TOTAL	107,562.50	84,847.50	3,880.00	21,272.50	14,521.00	200,883.50	939.00	14,518.50	-	1,849.00	450,273.50

**PUBLIC DEFENDER SERVICES
APPOINTED COUNSEL FEES BY CASE TYPE (\$)**

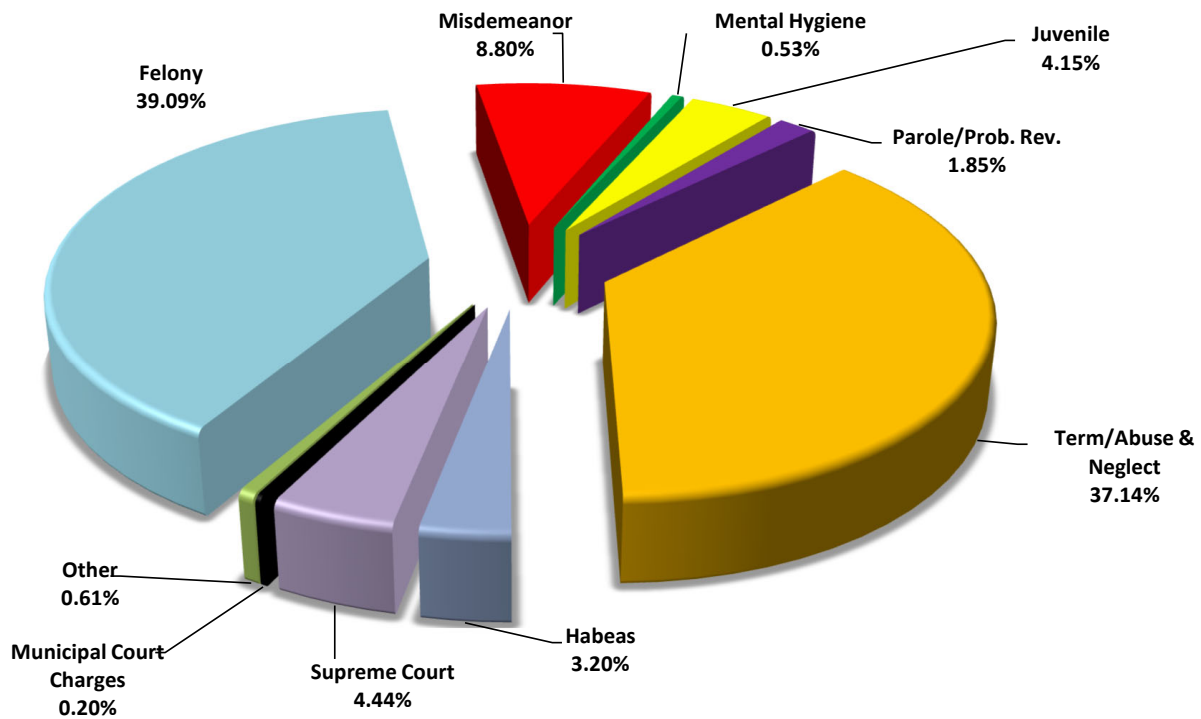
Circuit County	Felony	Misd.	Mental Hygiene	Juvenile	Parole Prob. Rev.	Term/ Abuse & Neglect	Habeas	Sup. Ct.	Municipal Court	Other	Total Claims
22 Circuit											
HAMPSHIRE	70,442.50	81,400.00	1,504.00	32,998.00	10,539.00	213,979.50	4,904.50	11,104.00	-	3,504.00	430,375.50
HARDY	75,280.50	87,464.50	274.00	20,347.00	5,919.00	120,548.00	-	4,412.00	-	3,252.50	317,497.50
PENDLETON	16,169.50	14,723.50	-	5,404.00	1,020.00	34,054.00	-	-	-	390.00	71,761.00
Total	161,892.50	183,588.00	1,778.00	58,749.00	17,478.00	368,581.50	4,904.50	15,516.00	-	7,146.50	819,634.00
23 Circuit											
BERKELEY	226,599.00	71,299.00	-	44,887.00	20,647.50	390,134.50	16,106.50	15,512.50	1,721.00	1,274.00	788,181.00
JEFFERSON	73,563.00	16,889.50	-	4,934.00	8,669.50	92,897.00	3,552.00	10,460.50	-	506.00	211,471.50
MORGAN	52,123.50	17,120.50	-	15,751.00	3,484.00	101,454.00	13,058.00	6,276.00	-	-	209,267.00
Total	352,285.50	105,309.00	-	65,572.00	32,801.00	584,485.50	32,716.50	32,249.00	1,721.00	1,780.00	1,208,919.50
24 Circuit											
WAYNE	107,722.50	11,922.00	518.00	-	21,645.00	214,392.50	11,509.50	1,348.00	180.00	1,892.00	371,129.50
Total	107,722.50	11,922.00	518.00	-	21,645.00	214,392.50	11,509.50	1,348.00	180.00	1,892.00	371,129.50
25 Circuit											
BOONE	47,588.50	13,883.50	-	29,054.00	228.00	176,963.50	5,505.50	2,328.00	-	-	275,551.00
LINCOLN	84,664.00	18,270.50	4,396.00	2,910.00	12,433.50	423,572.00	4,212.00	-	-	11,654.00	562,112.00
Total	132,252.50	32,154.00	4,396.00	31,964.00	12,661.50	600,535.50	9,717.50	2,328.00	-	11,654.00	837,663.00
26 Circuit											
LEWIS	81,293.00	42,384.50	36,528.00	9,390.50	11,247.50	161,252.00	943.50	5,410.50	-	1,896.00	350,345.50
UPSHUR	79,440.00	24,659.50	1,908.00	12,077.50	9,466.00	103,032.00	1,246.00	846.00	-	4,192.00	236,867.00
Total	160,733.00	67,044.00	38,436.00	21,468.00	20,713.50	264,284.00	2,189.50	6,256.50	-	6,088.00	587,212.50
27 Circuit											
WYOMING	121,153.00	111,566.50	1,166.00	28,998.00	6,564.00	130,417.00	4,058.00	-	-	1,476.00	405,398.50
Total	121,153.00	111,566.50	1,166.00	28,998.00	6,564.00	130,417.00	4,058.00	-	-	1,476.00	405,398.50
28 Circuit											
NICHOLAS	109,656.50	9,014.00	-	7,366.00	1,660.00	357,025.80	988.00	22,479.00	-	552.00	508,741.30
Total	109,656.50	9,014.00	-	7,366.00	1,660.00	357,025.80	988.00	22,479.00	-	552.00	508,741.30
29 Circuit											
PUTNAM	153,009.50	163,111.50	14,550.00	135,940.50	19,397.00	162,437.71	876.00	4,522.50	-	17,305.50	671,150.21
Total	153,009.50	163,111.50	14,550.00	135,940.50	19,397.00	162,437.71	876.00	4,522.50	-	17,305.50	671,150.21
30 Circuit											
MINGO	131,933.00	21,704.00	442.00	10,221.00	7,651.00	154,251.50	-	2,364.00	-	2,540.50	331,107.00
Total	131,933.00	21,704.00	442.00	10,221.00	7,651.00	154,251.50	-	2,364.00	-	2,540.50	331,107.00
31 Circuit											
MONROE	20,577.50	14,480.00	324.00	6,458.50	98.50	19,988.50	-	1,326.00	-	2,002.00	65,255.00
SUMMERS	49,626.50	7,080.00	310.00	7,527.00	758.00	24,727.00	6,792.00	2,394.00	-	-	99,214.50
Total	70,204.00	21,560.00	634.00	13,985.50	856.50	44,715.50	6,792.00	3,720.00	-	2,002.00	164,469.50
WV TOTAL	6,154,685.64	2,541,955.55	267,925.50	1,081,628.45	553,724.16	13,013,546.89	320,295.00	506,341.50	102,019.00	191,710.50	24,733,832.19

**APPOINTED COUNSEL EXPENSES PAID
INCLUDING DIRECT EXPENSES BY CASE TYPE**

Felony	\$717,959.22
Misdemeanor	\$161,614.85
Mental Hygiene	\$9,724.73
Juvenile	\$76,169.54
Parole/Prob. Rev.	\$33,995.63
Term/Abuse & Neglect	\$682,052.04
Habeas	\$58,786.59
Supreme Court	\$81,596.69
Municipal Court Charges	\$3,644.85
Other	\$11,116.87

Mag. Ct. Appeal, Mandamus/Prohibition,
Extradition, Contempt, Fugitive, Misc.

Total Expenses Paid	\$1,836,661.01
----------------------------	-----------------------



PUBLIC DEFENDER SERVICES
APPOINTED COUNSEL EXPENSES BY CASE TYPE (INCLUDING DIRECT EXPENSES)

Circuit County	Felony	Misd.	Mental Hygiene	Juvenile	Parole			Term/ Abuse & Neglect		Habeas	Sup. Ct.	Municipal Court	Other	Total Claims
					Prob.	Rev.								
01 Circuit														
BROOKE	4,929.50	1,403.16	75.72	164.83	367.58			7,494.13		-	-	-	16.00	14,450.92
HANCOCK	9,449.57	1,489.37	124.86	1,064.47	395.03			9,463.07		-	-	18.81	-	22,005.18
OHIO	7,330.21	2,006.69	283.51	775.83	87.28			19,248.18		6,272.89	2,525.36	214.25	-	38,744.20
Total	21,709.28	4,899.22	484.09	2,005.13	849.89			36,205.38		6,272.89	2,525.36	233.06	16.00	75,200.30
02 Circuit														
MARSHALL	12,847.45	684.28	1,219.29	339.04	562.80			2,583.38		3,961.55	-	-	15.14	22,212.93
TYLER	2,799.53	1,398.91	359.21	281.35	89.85			5,819.93		-	-	-	51.03	10,799.81
WETZEL	2,597.21	1,225.93	595.41	68.79	132.33			4,941.91		4.90	369.15	-	16.10	9,951.73
Total	18,244.19	3,309.12	2,173.91	689.18	784.98			13,345.22		3,966.45	369.15	-	82.27	42,964.47
03 Circuit														
DODDRIDGE	6,505.66	2,128.99	301.59	81.00	2,990.87			7,184.45		-	-	-	276.53	19,469.09
PLEASANTS	8,651.69	2,884.80	143.17	684.38	434.91			9,401.29		-	-	-	132.55	22,332.79
RITCHIE	11,148.60	5,947.52	234.60	885.28	536.75			14,145.78		-	-	-	2.60	32,901.13
Total	26,305.95	10,961.31	679.36	1,650.66	3,962.53			30,731.52		-	-	-	411.68	74,703.01
04 Circuit														
WIRT	169.45	48.15	2.99	-	-			2,442.73		-	97.25	-	-	2,760.57
WOOD	19,013.73	1,846.74	401.58	128.65	461.34			27,985.91		605.43	13,943.31	-	983.08	65,369.77
Total	19,183.18	1,894.89	404.57	128.65	461.34			30,428.64		605.43	14,040.56	-	983.08	68,130.34
05 Circuit														
CALHOUN	5,528.41	960.06	-	883.11	198.38			6,133.66		-	138.00	-	67.28	13,908.90
JACKSON	12,754.36	1,722.32	287.37	3,122.65	485.72			23,780.09		790.29	1,145.32	-	5.10	44,093.22
MASON	49,683.49	5,374.75	12.90	3,409.57	404.51			9,882.83		615.34	345.11	-	1,076.36	70,804.86
ROANE	6,268.46	431.48	121.50	766.50	388.75			6,772.14		-	1,322.32	-	290.96	16,362.11
Total	74,234.72	8,488.61	421.77	8,181.83	1,477.36			46,568.72		1,405.63	2,950.75	-	1,439.70	145,169.09
06 Circuit														
CABELL	54,773.44	352.58	27.60	37.16	850.60			11,396.40		1,241.35	2,485.83	-	103.98	71,268.94
Total	54,773.44	352.58	27.60	37.16	850.60			11,396.40		1,241.35	2,485.83	-	103.98	71,268.94
07 Circuit														
LOGAN	7,550.51	3,446.50	-	141.60	636.89			5,825.51		-	1,505.63	-	85.45	19,192.09
Total	7,550.51	3,446.50	-	141.60	636.89			5,825.51		-	1,505.63	-	85.45	19,192.09
08 Circuit														
MCDOWELL	9,675.36	2,739.99	-	427.78	-			10,533.54		436.28	1,596.00	-	1.35	25,410.30
Total	9,675.36	2,739.99	-	427.78	-			10,533.54		436.28	1,596.00	-	1.35	25,410.30
09 Circuit														
MERCER	39,851.34	4,666.51	538.38	10,927.52	824.28			52,331.24		2,025.15	2,225.41	326.20	221.12	113,937.15
Total	39,851.34	4,666.51	538.38	10,927.52	824.28			52,331.24		2,025.15	2,225.41	326.20	221.12	113,937.15
10 Circuit														
RALEIGH	15,528.52	5,306.25	-	337.29	777.49			23,738.74		1,172.80	2,887.22	-	447.84	50,196.15
Total	15,528.52	5,306.25	-	337.29	777.49			23,738.74		1,172.80	2,887.22	-	447.84	50,196.15

PUBLIC DEFENDER SERVICES
APPOINTED COUNSEL EXPENSES BY CASE TYPE (INCLUDING DIRECT EXPENSES)

Circuit County	Felony	Misd.	Mental Hygiene	Juvenile	Parole Prob. Rev.	Abuse & Neglect	Habeas	Sup. Ct.	Municipal Court	Other	Total Claims
11 Circuit											
GREENBRIER	3,017.41	238.39	71.98	1,129.61	90.80	4,228.96	297.36	832.37	24.60	29.55	9,961.03
POCAHONTAS	606.16	189.71	-	-	210.02	2,843.40	117.71	422.50	-	-	4,389.50
Total	3,623.57	428.10	71.98	1,129.61	300.82	7,072.36	415.07	1,254.87	24.60	29.55	14,350.53
12 Circuit											
FAYETTE	17,425.53	1,330.37	-	22.50	543.85	16,524.89	1,214.49	1,047.60	-	81.65	38,190.88
Total	17,425.53	1,330.37	-	22.50	543.85	16,524.89	1,214.49	1,047.60	-	81.65	38,190.88
13 Circuit											
KANAWHA	20,718.57	3,092.00	-	433.10	535.56	37,703.70	3,934.03	10,502.83	2,150.41	510.11	79,580.31
Total	20,718.57	3,092.00	-	433.10	535.56	37,703.70	3,934.03	10,502.83	2,150.41	510.11	79,580.31
14 Circuit											
BRAXTON	15,130.51	7,030.79	-	4,622.52	2,773.00	20,944.48	-	-	-	874.29	51,375.59
CLAY	6,218.65	2,383.11	-	696.19	537.52	11,221.69	900.18	745.35	-	479.87	23,182.56
GILMER	8,042.87	5,855.90	37.89	1,916.20	304.51	10,337.39	1,359.86	845.35	-	721.49	29,421.46
WEBSTER	5,629.97	2,043.39	56.00	1,992.87	1,115.68	16,213.74	1,643.63	607.13	-	178.44	29,480.85
Total	35,022.00	17,313.19	93.89	9,227.78	4,730.71	58,717.30	3,903.67	2,197.83	-	2,254.09	133,460.46
15 Circuit											
HARRISON	7,954.17	653.22	70.41	112.92	288.05	12,931.23	1,703.96	4,710.11	-	475.04	28,899.11
Total	7,954.17	653.22	70.41	112.92	288.05	12,931.23	1,703.96	4,710.11	-	475.04	28,899.11
16 Circuit											
MARION	19,746.53	6,655.03	46.74	1,809.57	1,449.19	16,013.88	1,126.02	855.16	173.47	593.19	48,468.78
Total	19,746.53	6,655.03	46.74	1,809.57	1,449.19	16,013.88	1,126.02	855.16	173.47	593.19	48,468.78
17 Circuit											
MONONGALIA	19,437.48	12,463.70	27.45	2,111.30	2,878.73	11,584.33	14,720.03	6.65	501.34	562.50	64,293.51
Total	19,437.48	12,463.70	27.45	2,111.30	2,878.73	11,584.33	14,720.03	6.65	501.34	562.50	64,293.51
18 Circuit											
PRESTON	21,962.74	2,840.27	-	57.90	264.86	25,553.15	681.27	1,268.26	-	154.41	52,782.86
Total	21,962.74	2,840.27	-	57.90	264.86	25,553.15	681.27	1,268.26	-	154.41	52,782.86
19 Circuit											
BARBOUR	22,025.86	5,425.06	57.50	389.11	802.12	25,044.55	-	1,591.64	-	399.34	55,735.18
TAYLOR	7,460.75	3,813.41	121.63	90.39	680.87	13,202.80	63.55	562.66	-	157.09	26,153.15
Total	29,486.61	9,238.47	179.13	479.50	1,482.99	38,247.35	63.55	2,154.30	-	556.43	81,888.33
20 Circuit											
RANDOLPH	8,590.29	3,307.59	17.68	2,307.77	1,238.48	15,169.17	1,002.67	2,031.87	214.17	140.02	34,019.71
Total	8,590.29	3,307.59	17.68	2,307.77	1,238.48	15,169.17	1,002.67	2,031.87	214.17	140.02	34,019.71
21 Circuit											
GRANT	3,141.65	3,476.31	105.80	308.51	465.43	4,958.60	-	4,668.31	-	-	17,124.61
MINERAL	3,793.53	2,925.52	80.80	2,078.95	64.45	3,850.51	-	1,204.03	-	-	13,997.79
TUCKER	19,763.62	1,310.17	-	700.15	27.76	3,248.40	261.40	104.55	-	5.55	25,421.60
Total	26,698.80	7,712.00	186.60	3,087.61	557.64	12,057.51	261.40	5,976.89	-	5.55	56,544.00

PUBLIC DEFENDER SERVICES
APPOINTED COUNSEL EXPENSES BY CASE TYPE (INCLUDING DIRECT EXPENSES)

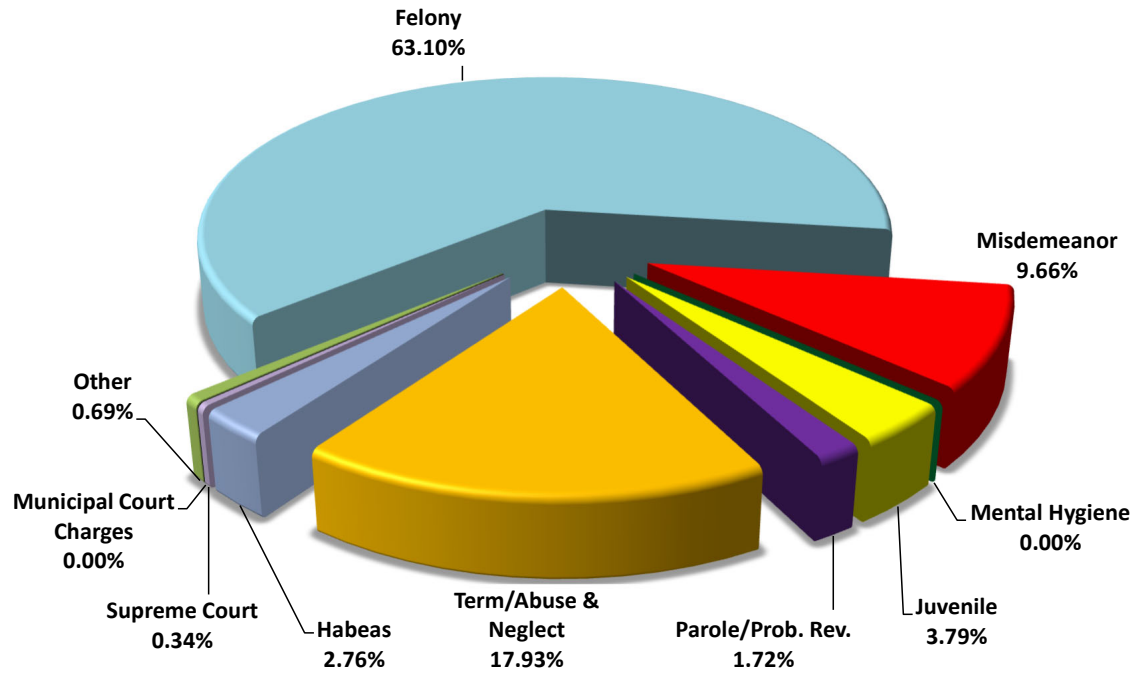
Circuit County	Felony	Misd.	Mental Hygiene	Juvenile	Parole			Term/ Abuse & Neglect		Habeas	Sup. Ct.	Municipal Court	Other	Total Claims
					Prob. Rev.	Rev.	Rev.	Prob.	Rev.					
22 Circuit														
HAMPSHIRE	5,775.52	5,372.36	4.71	941.47	436.82	15,354.26				858.02	4,847.22	-	6.20	33,596.58
HARDY	13,827.59	3,853.48	0.60	497.32	353.18	6,771.35				-	1,928.65	-	178.06	27,410.23
PENDLETON	4,463.78	2,939.52	-	2,341.65	125.31	2,682.43				-	-	-	38.88	12,591.57
Total	24,066.89	12,165.36	5.31	3,780.44	915.31	24,808.04				858.02	6,775.87	-	223.14	73,598.38
23 Circuit														
BERKELEY	37,890.99	3,955.13	-	982.31	631.44	16,168.62				5,187.15	2,916.60	21.60	4.90	67,758.74
JEFFERSON	31,877.38	1,940.64	-	329.48	619.20	5,763.92				415.54	3,132.22	-	11.15	44,089.53
MORGAN	17,325.11	1,901.80	-	14,192.84	402.11	6,897.02				349.95	1,556.85	-	-	42,625.68
Total	87,093.48	7,797.57	-	15,504.63	1,652.75	28,829.56				5,952.64	7,605.67	21.60	16.05	154,473.95
24 Circuit														
WAYNE	11,594.27	697.92	4.60	-	955.25	7,107.81				483.00	263.45	-	2.20	21,108.50
Total	11,594.27	697.92	4.60	-	955.25	7,107.81				483.00	263.45	-	2.20	21,108.50
25 Circuit														
BOONE	9,391.69	1,159.91	-	65.46	-	921.84				293.80	-	-	-	11,832.70
LINCOLN	8,017.22	1,188.84	163.97	161.57	832.25	14,011.37				175.72	-	-	327.09	24,878.03
Total	17,408.91	2,348.75	163.97	227.03	832.25	14,933.21				469.52	-	-	327.09	36,710.73
26 Circuit														
LEWIS	7,974.73	3,002.53	3,651.24	638.43	1,142.94	11,840.42				172.82	881.40	-	175.64	29,480.15
UPSHUR	6,912.62	1,071.60	82.94	386.38	897.31	9,332.34				12.96	25.35	-	148.27	18,869.77
Total	14,887.35	4,074.13	3,734.18	1,024.81	2,040.25	21,172.76				185.78	906.75	-	323.91	48,349.92
27 Circuit														
WYOMING	11,417.32	11,525.03	83.40	3,235.15	604.57	8,751.67				461.43	-	-	174.60	36,253.17
Total	11,417.32	11,525.03	83.40	3,235.15	604.57	8,751.67				461.43	-	-	174.60	36,253.17
28 Circuit														
NICHOLAS	9,991.46	1,542.36	-	302.99	309.95	43,529.91				270.58	2,523.68	-	68.95	58,539.88
Total	9,991.46	1,542.36	-	302.99	309.95	43,529.91				270.58	2,523.68	-	68.95	58,539.88
29 Circuit														
PUTNAM	13,340.46	8,305.14	304.76	5,982.29	1,706.06	14,802.83				3,826.58	379.72	-	736.43	49,384.27
Total	13,340.46	8,305.14	304.76	5,982.29	1,706.06	14,802.83				3,826.58	379.72	-	736.43	49,384.27
30 Circuit														
MINGO	25,487.44	16.67	-	136.66	27.42	2,878.18				-	66.73	-	38.93	28,652.03
Total	25,487.44	16.67	-	136.66	27.42	2,878.18				-	66.73	-	38.93	28,652.03
31 Circuit														
MONROE	1,736.59	1,285.27	4.95	491.60	24.33	1,486.55				-	102.74	-	50.56	5,182.59
SUMMERS	3,212.27	757.73	-	177.58	31.25	1,071.74				126.90	379.80	-	-	5,757.27
Total	4,948.86	2,043.00	4.95	669.18	55.58	2,558.29				126.90	482.54	-	50.56	10,939.86
WV TOTAL	717,959.22	161,614.85	9,724.73	76,169.54	33,995.63	682,052.04				58,786.59	81,596.69	3,644.85	11,116.87	1,836,661.01

**PUBLIC DEFENDER SERVICES
APPOINTED COUNSEL DIRECT EXPENSE CLAIMS PAID BY CASE TYPE**

Felony	183
Misdemeanor	28
Mental Hygiene	0
Juvenile	11
Parole/Prob. Rev.	5
Term/Abuse & Neglect	52
Habeas	8
Supreme Court	1
Municipal Court Charges	0
Other	2

Mag. Ct. Appeal, Mandamus/Prohibition,
Extradition, Contempt, Fugitive, Misc.

Total Claims Paid	290
--------------------------	------------



PUBLIC DEFENDER SERVICES
TOTAL DIRECT EXPENSE CLAIMS PAID BY CASE TYPE

Circuit County	Felony	Misd.	Mental Hygiene	Juvenile	Parole Prob. Rev.	Term/ Abuse & Neglect	Habeas	Sup. Ct.	Municipal Court	Other	Total Claims
01 Circuit											
BROOKE	-	-	-	-	-	-	-	-	-	-	-
HANCOCK	2	-	-	-	-	-	-	-	-	-	2
OHIO	2	-	-	-	-	3	1	-	-	-	6
Total	4	-	-	-	-	3	1	-	-	-	8
02 Circuit											
MARSHALL	-	-	-	-	-	-	1	-	-	-	1
TYLER	-	-	-	-	-	-	-	-	-	-	-
WETZEL	-	-	-	-	-	-	-	-	-	-	-
Total	-	-	-	-	-	-	1	-	-	-	1
03 Circuit											
DODDRIDGE	7	2	-	-	-	2	-	-	-	-	11
PLEASANTS	8	4	-	-	-	2	-	-	-	-	14
RITCHIE	9	9	-	-	1	5	-	-	-	-	24
Total	24	15	-	-	1	9	-	-	-	-	49
04 Circuit											
WIRT	-	-	-	-	-	-	-	-	-	-	-
WOOD	9	-	-	-	-	5	-	-	-	1	15
Total	9	-	-	-	-	5	-	-	-	1	15
05 Circuit											
CALHOUN	-	-	-	-	-	-	-	-	-	-	-
JACKSON	2	-	-	2	-	1	-	-	-	-	5
MASON	7	-	-	-	-	-	-	-	-	-	7
ROANE	-	-	-	-	-	-	-	-	-	-	-
Total	9	-	-	2	-	1	-	-	-	-	12
06 Circuit											
CABELL	24	-	-	-	-	1	-	-	-	-	25
Total	24	-	-	-	-	1	-	-	-	-	25
07 Circuit											
LOGAN	-	-	-	-	-	-	-	-	-	-	-
Total	-	-	-	-	-	-	-	-	-	-	-
08 Circuit											
MCDOWELL	2	-	-	-	-	-	-	-	-	-	2
Total	2	-	-	-	-	-	-	-	-	-	2
09 Circuit											
MERCER	12	1	-	3	-	-	-	-	-	-	16
Total	12	1	-	3	-	-	-	-	-	-	16
10 Circuit											
RALEIGH	3	-	-	-	-	-	-	-	-	-	3
Total	3	-	-	-	-	-	-	-	-	-	3

PUBLIC DEFENDER SERVICES
TOTAL DIRECT EXPENSE CLAIMS PAID BY CASE TYPE

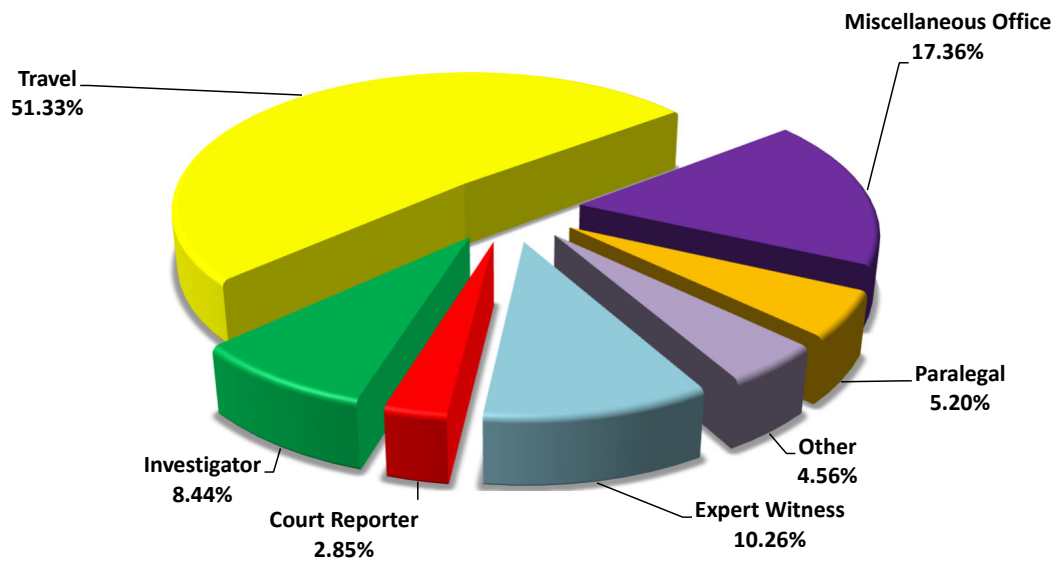
Circuit County	Felony	Misd.	Mental Hygiene	Juvenile	Parole Prob. Rev.	Abuse & Neglect	Habeas	Sup. Ct.	Municipal Court	Other	Total Claims
11 Circuit											
GREENBRIER	-	-	-	-	-	1	-	-	-	-	1
POCAHONTAS	-	-	-	-	-	-	-	-	-	-	-
Total	-	-	-	-	-	1	-	-	-	-	1
12 Circuit											
FAYETTE	2	-	-	-	-	-	1	-	-	-	3
Total	2	-	-	-	-	-	1	-	-	-	3
13 Circuit											
KANAWHA	10	-	-	-	-	9	-	-	-	-	19
Total	10	-	-	-	-	9	-	-	-	-	19
14 Circuit											
BRAXTON	-	-	-	-	-	-	-	-	-	1	1
CLAY	1	-	-	-	-	-	-	-	-	-	1
GILMER	-	-	-	-	-	-	-	-	-	-	-
WEBSTER	1	-	-	-	-	-	-	-	-	-	1
Total	2	-	-	-	-	-	-	-	-	1	3
15 Circuit											
HARRISON	-	-	-	-	-	-	-	-	-	-	-
Total	-	-	-	-	-	-	-	-	-	-	-
16 Circuit											
MARION	2	-	-	1	-	1	-	-	-	-	4
Total	2	-	-	1	-	1	-	-	-	-	4
17 Circuit											
MONONGALIA	3	-	-	-	-	-	2	-	-	-	5
Total	3	-	-	-	-	-	2	-	-	-	5
18 Circuit											
PRESTON	2	-	-	-	-	2	-	-	-	-	4
Total	2	-	-	-	-	2	-	-	-	-	4
19 Circuit											
BARBOUR	3	-	-	-	-	-	-	-	-	-	3
TAYLOR	1	-	-	-	-	-	-	-	-	-	1
Total	4	-	-	-	-	-	-	-	-	-	4
20 Circuit											
RANDOLPH	1	-	-	-	-	1	-	-	-	-	2
Total	1	-	-	-	-	1	-	-	-	-	2
21 Circuit											
GRANT	-	-	-	-	-	-	-	1	-	-	1
MINERAL	1	1	-	1	-	-	-	-	-	-	3
TUCKER	2	-	-	-	-	-	-	-	-	-	2
Total	3	1	-	1	-	-	-	1	-	-	6

PUBLIC DEFENDER SERVICES
TOTAL DIRECT EXPENSE CLAIMS PAID BY CASE TYPE

Circuit County	Felony	Misd.	Mental Hygiene	Juvenile	Parole Prob. Rev.	Abuse & Neglect	Habeas	Sup. Ct.	Municipal Court	Other	Total Claims
22 Circuit											
HAMPSHIRE	-	-	-	-	-	-	-	-	-	-	-
HARDY	3	-	-	-	-	-	-	-	-	-	3
PENDLETON	1	-	-	1	-	-	-	-	-	-	2
Total	4	-	-	1	-	-	-	-	-	-	5
23 Circuit											
BERKELEY	17	1	-	-	1	4	-	-	-	-	23
JEFFERSON	9	2	-	-	-	3	-	-	-	-	14
MORGAN	7	-	-	1	-	-	-	-	-	-	8
Total	33	3	-	1	1	7	-	-	-	-	45
24 Circuit											
WAYNE	4	-	-	-	-	-	-	-	-	-	4
Total	4	-	-	-	-	-	-	-	-	-	4
25 Circuit											
BOONE	4	-	-	-	-	-	-	-	-	-	4
LINCOLN	1	-	-	-	-	-	-	-	-	-	1
Total	5	-	-	-	-	-	-	-	-	-	5
26 Circuit											
LEWIS	-	-	-	-	-	-	-	-	-	-	-
UPSHUR	-	-	-	-	-	-	-	-	-	-	-
Total	-	-	-	-	-	-	-	-	-	-	-
27 Circuit											
WYOMING	4	6	-	1	1	-	-	-	-	-	12
Total	4	6	-	1	1	-	-	-	-	-	12
28 Circuit											
NICHOLAS	-	-	-	-	-	-	-	-	-	-	-
Total	-	-	-	-	-	-	-	-	-	-	-
29 Circuit											
PUTNAM	11	2	-	1	2	12	3	-	-	-	31
Total	11	2	-	1	2	12	3	-	-	-	31
30 Circuit											
MINGO	6	-	-	-	-	-	-	-	-	-	6
Total	6	-	-	-	-	-	-	-	-	-	6
31 Circuit											
MONROE	-	-	-	-	-	-	-	-	-	-	-
SUMMERS	-	-	-	-	-	-	-	-	-	-	-
Total	-	-	-	-	-	-	-	-	-	-	-
WV TOTAL	183	28	-	11	5	52	8	1	-	2	290

**PUBLIC DEFENDER SERVICES
APPOINTED COUNSEL EXPENSES PAID BY CATEGORY**

Expert Witness	\$188,382.69
Court Reporter	\$52,408.05
Investigator	\$154,965.04
Travel	\$942,697.57
Miscellaneous Office	\$318,788.81
Paralegal	\$95,595.91
Other	\$83,822.94
Total Expenses	\$1,836,661.01



PUBLIC DEFENDER SERVICES
APPOINTED COUNSEL TOTAL EXPENSES PAID BY CATEGORY

Circuit County	Expert Witness	Court Reporter	Investigator	Travel	Misc. Office	Paralegal	Other	Total Expenses
01 Circuit								
BROOKE	-	472.75	-	11,392.14	2,401.53	120.00	64.50	14,450.92
HANCOCK	-	1,636.30	-	11,668.90	3,223.48	282.00	5,194.50	22,005.18
OHIO	1,595.00	2,753.55	-	17,400.33	12,139.40	292.50	4,563.42	38,744.20
Total	1,595.00	4,862.60	-	40,461.37	17,764.41	694.50	9,822.42	75,200.30
02 Circuit								
MARSHALL	8,792.50	843.40	-	6,589.26	1,674.92	-	4,312.85	22,212.93
TYLER	-	219.85	335.08	9,774.72	470.16	-	-	10,799.81
WETZEL	-	-	-	9,264.36	682.87	-	4.50	9,951.73
Total	8,792.50	1,063.25	335.08	25,628.34	2,827.95	-	4,317.35	42,964.47
03 Circuit								
DODDRIDGE	-	-	4,542.32	12,228.42	545.35	2,153.00	-	19,469.09
PLEASANTS	-	-	6,493.64	11,435.04	856.31	3,547.80	-	22,332.79
RITCHIE	-	-	10,644.62	15,269.33	3,693.65	3,290.33	3.20	32,901.13
Total	-	-	21,680.58	38,932.79	5,095.31	8,991.13	3.20	74,703.01
04 Circuit								
WIRT	-	-	-	1,565.26	718.91	476.40	-	2,760.57
WOOD	6,806.55	2,408.20	8,108.94	12,218.64	17,468.15	18,249.50	109.79	65,369.77
Total	6,806.55	2,408.20	8,108.94	13,783.90	18,187.06	18,725.90	109.79	68,130.34
05 Circuit								
CALHOUN	-	751.35	-	12,593.70	504.85	-	59.00	13,908.90
JACKSON	-	1,554.10	2,611.36	35,936.47	3,399.69	-	591.60	44,093.22
MASON	27,764.50	2,305.40	-	22,685.27	6,108.84	1,958.00	9,982.85	70,804.86
ROANE	-	576.20	-	14,118.24	1,560.42	-	107.25	16,362.11
Total	27,764.50	5,187.05	2,611.36	85,333.68	11,573.80	1,958.00	10,740.70	145,169.09
06 Circuit								
CABELL	4,212.50	3,527.10	31,721.44	12,173.99	5,771.70	12,080.00	1,782.21	71,268.94
Total	4,212.50	3,527.10	31,721.44	12,173.99	5,771.70	12,080.00	1,782.21	71,268.94
07 Circuit								
LOGAN	-	1,546.10	25.00	10,589.70	6,178.09	820.00	33.20	19,192.09
Total	-	1,546.10	25.00	10,589.70	6,178.09	820.00	33.20	19,192.09
08 Circuit								
MCDOWELL	-	378.60	4,264.31	11,977.29	8,187.53	480.00	122.57	25,410.30
Total	-	378.60	4,264.31	11,977.29	8,187.53	480.00	122.57	25,410.30
09 Circuit								
MERCER	12,482.60	1,528.45	9,426.64	61,286.31	15,277.36	6,617.10	7,318.69	113,937.15
Total	12,482.60	1,528.45	9,426.64	61,286.31	15,277.36	6,617.10	7,318.69	113,937.15
10 Circuit								
RALEIGH	1,700.00	616.80	2,340.00	35,041.61	8,241.12	1,598.44	658.18	50,196.15
Total	1,700.00	616.80	2,340.00	35,041.61	8,241.12	1,598.44	658.18	50,196.15

PUBLIC DEFENDER SERVICES
APPOINTED COUNSEL TOTAL EXPENSES PAID BY CATEGORY

Circuit County	Expert Witness	Court Reporter	Investigator	Travel	Misc. Office	Paralegal	Other	Total Expenses
11 Circuit								
GREENBRIER	-	304.15	-	7,049.12	2,541.93	-	65.83	9,961.03
POCAHONTAS	-	-	-	3,293.18	1,096.32	-	-	4,389.50
Total	-	304.15	-	10,342.30	3,638.25	-	65.83	14,350.53
12 Circuit								
FAYETTE	-	73.15	8,902.94	24,010.85	3,256.36	1,216.40	731.18	38,190.88
Total	-	73.15	8,902.94	24,010.85	3,256.36	1,216.40	731.18	38,190.88
13 Circuit								
KANAWHA	4,026.54	7,389.05	5,488.06	28,697.60	32,371.88	458.00	1,149.18	79,580.31
Total	4,026.54	7,389.05	5,488.06	28,697.60	32,371.88	458.00	1,149.18	79,580.31
14 Circuit								
BRAXTON	-	319.50	-	45,620.43	5,177.66	250.00	8.00	51,375.59
CLAY	-	-	260.31	17,939.82	4,857.93	124.00	0.50	23,182.56
GILMER	-	-	-	26,394.72	3,026.74	-	-	29,421.46
WEBSTER	1,200.00	146.30	-	24,142.61	3,465.64	526.30	-	29,480.85
Total	1,200.00	465.80	260.31	114,097.58	16,527.97	900.30	8.50	133,460.46
15 Circuit								
HARRISON	-	-	-	13,352.45	11,128.43	3,568.00	850.23	28,899.11
Total	-	-	-	13,352.45	11,128.43	3,568.00	850.23	28,899.11
16 Circuit								
MARION	300.00	2,279.65	2,171.05	23,343.82	18,474.22	1,300.00	600.04	48,468.78
Total	300.00	2,279.65	2,171.05	23,343.82	18,474.22	1,300.00	600.04	48,468.78
17 Circuit								
MONONGALIA	108.00	1,846.75	-	27,708.64	10,427.63	7,379.35	16,823.14	64,293.51
Total	108.00	1,846.75	-	27,708.64	10,427.63	7,379.35	16,823.14	64,293.51
18 Circuit								
PRESTON	8,916.25	919.00	67.84	30,280.03	7,709.56	658.30	4,231.88	52,782.86
Total	8,916.25	919.00	67.84	30,280.03	7,709.56	658.30	4,231.88	52,782.86
19 Circuit								
BARBOUR	4,901.23	-	2,077.39	29,335.77	8,009.48	6,806.80	4,637.29	55,767.96
TAYLOR	1,875.00	-	-	15,689.93	3,881.64	4,631.56	75.02	26,153.15
Total	6,776.23	-	2,077.39	45,025.70	11,891.12	11,438.36	4,712.31	81,921.11
20 Circuit								
RANDOLPH	-	1,241.25	-	19,071.26	13,570.80	41.90	94.50	34,019.71
Total	-	1,241.25	-	19,071.26	13,570.80	41.90	94.50	34,019.71
21 Circuit								
GRANT	-	4,154.15	-	10,658.18	2,262.28	-	50.00	17,124.61
MINERAL	4,500.00	-	-	6,024.44	3,473.35	-	-	13,997.79
TUCKER	17,247.08	-	-	7,292.69	881.83	-	-	25,421.60
Total	21,747.08	4,154.15	-	23,975.31	6,617.46	-	50.00	56,544.00

PUBLIC DEFENDER SERVICES
APPOINTED COUNSEL TOTAL EXPENSES PAID BY CATEGORY

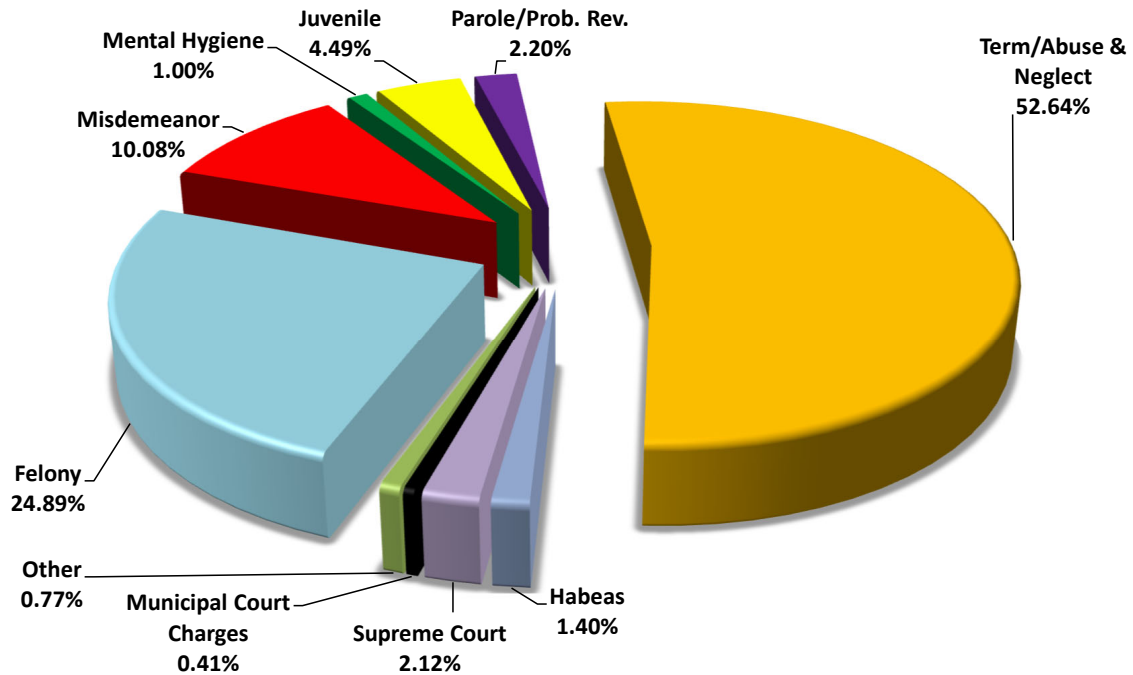
Circuit County	Expert Witness	Court Reporter	Investigator	Travel	Misc. Office	Paralegal	Other	Total Expenses
22 Circuit								
HAMPSHIRE	200.00	37.00	12.00	15,738.75	16,375.67	904.00	329.16	33,596.58
HARDY	6,150.00	-	-	8,703.28	7,947.14	-	4,609.81	27,410.23
PENDLETON	2,550.00	-	-	7,214.74	1,326.83	-	1,500.00	12,591.57
Total	8,900.00	37.00	12.00	31,656.77	25,649.64	904.00	6,438.97	73,598.38
23 Circuit								
BERKELEY	15,437.50	2,640.35	13,093.36	19,695.75	9,209.82	1,454.00	6,227.96	67,758.74
JEFFERSON	23,539.20	972.70	7,050.14	8,609.57	2,718.42	495.00	704.50	44,089.53
MORGAN	24,176.24	234.85	-	12,166.44	2,005.72	-	4,042.43	42,625.68
Total	63,152.94	3,847.90	20,143.50	40,471.76	13,933.96	1,949.00	10,974.89	154,473.95
24 Circuit								
WAYNE	-	706.00	3,861.00	11,502.88	1,487.65	3,284.00	266.97	21,108.50
Total	-	706.00	3,861.00	11,502.88	1,487.65	3,284.00	266.97	21,108.50
25 Circuit								
BOONE	-	2,476.60	4,124.12	4,773.97	450.81	-	7.20	11,832.70
LINCOLN	-	-	1,896.00	20,507.02	1,832.23	610.00	-	24,845.25
Total	-	2,476.60	6,020.12	25,280.99	2,283.04	610.00	7.20	36,677.95
26 Circuit								
LEWIS	-	53.00	-	21,921.14	5,121.71	2,384.30	-	29,480.15
UPSHUR	-	57.00	-	12,927.72	3,173.05	2,712.00	-	18,869.77
Total	-	110.00	-	34,848.86	8,294.76	5,096.30	-	48,349.92
27 Circuit								
WYOMING	1,402.00	-	6,279.46	18,289.71	6,283.28	3,887.20	111.52	36,253.17
Total	1,402.00	-	6,279.46	18,289.71	6,283.28	3,887.20	111.52	36,253.17
28 Circuit								
NICHOLAS	-	218.25	-	48,033.83	10,206.30	-	81.50	58,539.88
Total	-	218.25	-	48,033.83	10,206.30	-	81.50	58,539.88
29 Circuit								
PUTNAM	6,500.00	3,592.00	2,813.81	25,415.87	9,381.07	939.73	741.79	49,384.27
Total	6,500.00	3,592.00	2,813.81	25,415.87	9,381.07	939.73	741.79	49,384.27
30 Circuit								
MINGO	2,000.00	1,629.20	16,354.21	3,361.62	4,332.00	-	975.00	28,652.03
Total	2,000.00	1,629.20	16,354.21	3,361.62	4,332.00	-	975.00	28,652.03
31 Circuit								
MONROE	-	-	-	4,513.42	669.17	-	-	5,182.59
SUMMERS	-	-	-	4,207.34	1,549.93	-	-	5,757.27
Total	-	-	-	8,720.76	2,219.10	-	-	10,939.86
WV TOTAL	188,382.69	52,408.05	154,965.04	942,697.57	318,788.81	95,595.91	83,822.94	1,836,661.01

**PUBLIC DEFENDER SERVICES
APPOINTED COUNSEL HOURS PAID BY CASE TYPE**

Felony	101,878.20
Misdemeanor	41,258.42
Mental Hygiene	4,099.10
Juvenile	18,371.00
Parole/Prob. Rev.	9,015.20
Term/Abuse & Neglect	215,505.19
Habeas	5,738.40
Supreme Court	8,698.80
Municipal Court Charges	1,663.90
Other	3,164.40

Mag. Ct. Appeal, Mandamus/Prohibition,
Extradition, Contempt, Fugitive, Misc.

Total Hours Paid	409,392.61
-------------------------	-------------------



**PUBLIC DEFENDER SERVICES
APPOINTED COUNSEL HOURS PAID BY CASE TYPE**

Circuit County	Felony	Misd.	Mental Hygiene	Juvenile	Parole Prob. Rev.	Term/ Abuse & Neglect	Habeas	Sup. Ct.	Municipal Court	Other	Total Claims
01 Circuit											
BROOKE	1,062.30	293.10	24.10	49.50	56.90	3,292.20	-	-	-	3.50	4,781.60
HANCOCK	1,059.80	334.20	33.90	290.20	96.00	3,377.40	6.80	-	21.70	5.20	5,225.20
OHIO	1,841.10	461.80	407.10	179.30	20.30	8,140.20	444.80	365.20	29.90	-	11,889.70
Total	3,963.20	1,089.10	465.10	519.00	173.20	14,809.80	451.60	365.20	51.60	8.70	21,896.50
02 Circuit											
MARSHALL	1,830.30	518.20	286.10	193.50	244.60	1,256.50	2.70	35.00	-	4.00	4,370.90
TYLER	386.70	264.40	27.20	43.20	19.50	1,070.70	-	-	-	13.40	1,825.10
WETZEL	737.90	220.40	119.00	13.70	21.30	1,140.90	12.00	19.00	-	3.90	2,288.10
Total	2,954.90	1,003.00	432.30	250.40	285.40	3,468.10	14.70	54.00	-	21.30	8,484.10
03 Circuit											
DODDRIDGE	548.80	274.50	31.80	71.30	395.70	1,245.90	-	-	-	44.80	2,612.80
PLEASANTS	683.20	368.70	19.00	148.50	70.60	1,880.40	-	15.10	-	19.30	3,204.80
RITCHIE	1,067.10	528.30	22.70	221.00	36.60	2,570.20	-	5.80	-	2.80	4,454.50
Total	2,299.10	1,171.50	73.50	440.80	502.90	5,696.50	-	20.90	-	66.90	10,272.10
04 Circuit											
WIRT	24.10	5.70	1.50	-	-	634.40	-	100.70	-	-	766.40
WOOD	1,882.40	640.40	360.40	79.90	68.10	6,954.89	99.10	784.50	-	100.30	10,969.99
Total	1,906.50	646.10	361.90	79.90	68.10	7,589.29	99.10	885.20	-	100.30	11,736.39
05 Circuit											
CALHOUN	666.90	118.70	11.30	104.40	15.00	1,324.80	-	75.90	-	3.70	2,320.70
JACKSON	1,838.40	199.40	9.00	348.90	59.30	4,075.20	185.40	117.70	-	37.40	6,870.70
MASON	2,754.70	1,566.50	40.60	934.50	116.10	3,729.90	91.30	78.20	-	164.60	9,476.40
ROANE	1,408.90	87.50	10.50	240.80	35.90	1,551.90	25.40	177.90	-	87.80	3,626.60
Total	6,668.90	1,972.10	71.40	1,628.60	226.30	10,681.80	302.10	449.70	-	293.50	22,294.40
06 Circuit											
CABELL	4,360.20	455.40	638.40	359.60	778.80	8,807.80	253.50	692.30	-	114.50	16,460.50
Total	4,360.20	455.40	638.40	359.60	778.80	8,807.80	253.50	692.30	-	114.50	16,460.50
07 Circuit											
LOGAN	2,149.10	1,401.90	-	133.90	176.80	3,937.80	-	152.10	-	38.30	7,989.90
Total	2,149.10	1,401.90	-	133.90	176.80	3,937.80	-	152.10	-	38.30	7,989.90
08 Circuit											
MCDOWELL	1,602.40	633.30	21.60	109.20	-	2,237.70	176.10	142.30	-	1.20	4,923.80
Total	1,602.40	633.30	21.60	109.20	-	2,237.70	176.10	142.30	-	1.20	4,923.80
09 Circuit											
MERCER	8,977.20	1,634.90	147.90	2,462.20	267.70	12,677.60	204.20	304.90	103.40	106.90	26,886.90
Total	8,977.20	1,634.90	147.90	2,462.20	267.70	12,677.60	204.20	304.90	103.40	106.90	26,886.90
10 Circuit											
RALEIGH	3,349.60	1,547.40	6.80	266.60	257.30	9,136.80	376.00	435.20	-	71.00	15,446.70
Total	3,349.60	1,547.40	6.80	266.60	257.30	9,136.80	376.00	435.20	-	71.00	15,446.70

**PUBLIC DEFENDER SERVICES
APPOINTED COUNSEL HOURS PAID BY CASE TYPE**

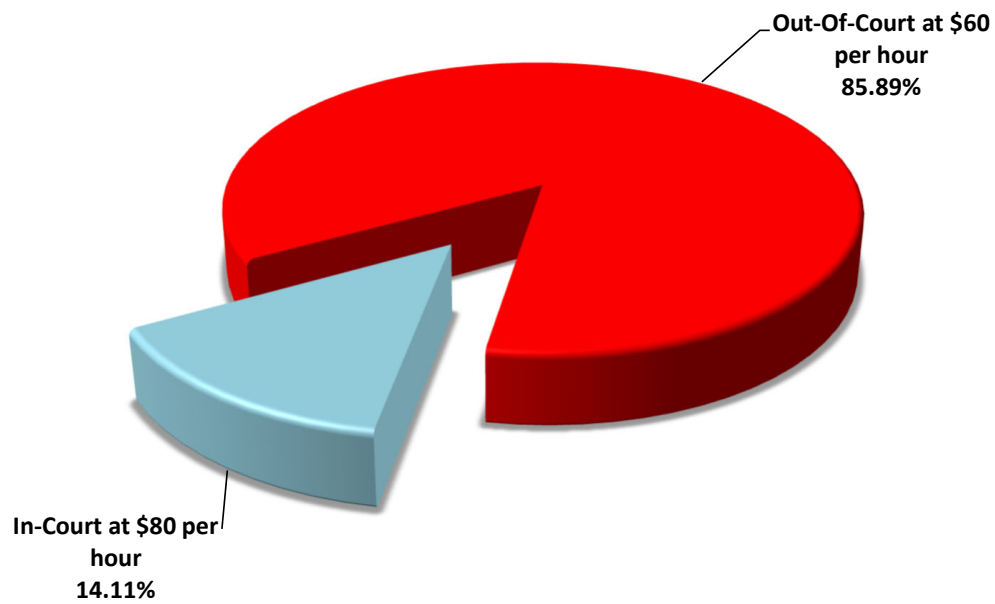
Circuit County	Felony	Misd.	Mental Hygiene	Juvenile	Parole Prob. Rev.	Term/ Abuse & Neglect	Habeas	Sup. Ct.	Municipal Court	Other	Total Claims
11 Circuit											
GREENBRIER	1,731.00	166.60	35.30	77.00	53.40	4,575.20	72.90	138.10	15.00	17.40	6,881.90
POCAHONTAS	406.80	81.90	2.10	-	63.00	779.00	24.10	48.80	-	68.20	1,473.90
Total	2,137.80	248.50	37.40	77.00	116.40	5,354.20	97.00	186.90	15.00	85.60	8,355.80
12 Circuit											
FAYETTE	2,211.10	191.80	-	60.50	116.70	4,756.00	227.10	249.10	-	3.40	7,815.70
Total	2,211.10	191.80	-	60.50	116.70	4,756.00	227.10	249.10	-	3.40	7,815.70
13 Circuit											
KANAWHA	5,255.60	1,834.00	-	727.40	475.00	24,966.90	1,032.90	1,400.10	798.20	200.40	36,690.50
Total	5,255.60	1,834.00	-	727.40	475.00	24,966.90	1,032.90	1,400.10	798.20	200.40	36,690.50
14 Circuit											
BRAXTON	1,906.80	646.80	14.10	835.20	266.20	3,840.80	-	3.40	-	89.50	7,602.80
CLAY	729.50	329.00	-	50.30	70.60	1,909.40	59.20	110.30	-	61.40	3,319.70
GILMER	710.40	429.80	2.80	153.30	44.70	1,047.00	154.00	53.30	-	54.20	2,649.50
WEBSTER	455.30	243.00	16.60	191.30	77.60	2,743.70	175.70	86.70	-	9.80	3,999.70
Total	3,802.00	1,648.60	33.50	1,230.10	459.10	9,540.90	388.90	253.70	-	214.90	17,571.70
15 Circuit											
HARRISON	1,443.70	327.50	123.20	53.00	117.40	6,212.10	308.20	343.30	-	77.30	9,005.70
Total	1,443.70	327.50	123.20	53.00	117.40	6,212.10	308.20	343.30	-	77.30	9,005.70
16 Circuit											
MARION	6,859.10	2,922.60	321.30	1,103.50	542.80	6,418.10	137.80	212.70	115.80	313.00	18,946.70
Total	6,859.10	2,922.60	321.30	1,103.50	542.80	6,418.10	137.80	212.70	115.80	313.00	18,946.70
17 Circuit											
MONONGALIA	7,641.00	5,774.60	302.80	789.90	1,130.90	7,148.10	64.90	141.80	367.20	332.80	23,694.00
Total	7,641.00	5,774.60	302.80	789.90	1,130.90	7,148.10	64.90	141.80	367.20	332.80	23,694.00
18 Circuit											
PRESTON	2,821.60	619.80	1.00	47.70	64.80	5,489.80	102.10	120.40	-	32.40	9,299.60
Total	2,821.60	619.80	1.00	47.70	64.80	5,489.80	102.10	120.40	-	32.40	9,299.60
19 Circuit											
BARBOUR	1,543.50	757.80	13.30	85.70	118.30	5,607.50	-	138.10	-	40.70	8,304.90
TAYLOR	972.20	568.70	17.20	54.70	55.10	3,129.80	1.80	39.50	-	43.40	4,882.40
Total	2,515.70	1,326.50	30.50	140.40	173.40	8,737.30	1.80	177.60	-	84.10	13,187.30
20 Circuit											
RANDOLPH	2,582.10	1,720.10	38.70	1,210.60	578.30	7,155.50	142.70	299.60	172.20	118.70	14,018.50
Total	2,582.10	1,720.10	38.70	1,210.60	578.30	7,155.50	142.70	299.60	172.20	118.70	14,018.50
21 Circuit											
GRANT	504.60	710.20	25.40	100.10	95.30	1,098.30	-	65.00	-	-	2,598.90
MINERAL	815.60	456.20	30.70	127.60	132.80	1,376.00	-	143.30	-	28.10	3,110.30
TUCKER	454.50	191.90	-	140.70	5.70	966.50	19.00	34.50	-	2.30	1,815.10
Total	1,774.70	1,358.30	56.10	368.40	233.80	3,440.80	19.00	242.80	-	30.40	7,524.30

**PUBLIC DEFENDER SERVICES
APPOINTED COUNSEL HOURS PAID BY CASE TYPE**

Circuit County	Felony	Misd.	Mental Hygiene	Juvenile	Parole Prob. Rev.	Term/ Abuse & Neglect	Habeas	Sup. Ct.	Municipal Court	Other	Total Claims
22 Circuit											
HAMPSHIRE	1,171.70	1,349.50	21.60	573.30	175.60	3,476.10	99.90	184.90	-	52.90	7,105.50
HARDY	1,256.80	1,450.00	3.90	350.60	98.90	1,955.40	-	73.20	-	51.70	5,240.50
PENDLETON	262.60	239.10	-	89.20	16.20	527.20	-	-	-	6.20	1,140.50
Total	2,691.10	3,038.60	25.50	1,013.10	290.70	5,958.70	99.90	258.10	-	110.80	13,486.50
23 Circuit											
BERKELEY	3,726.30	1,139.30	-	745.40	335.80	6,650.20	314.70	298.20	37.80	20.30	13,268.00
JEFFERSON	1,213.80	277.10	-	92.70	136.40	1,568.60	66.50	186.70	-	8.10	3,549.90
MORGAN	834.40	271.00	-	260.90	54.50	1,654.80	216.20	104.60	-	-	3,396.40
Total	5,774.50	1,687.40	-	1,099.00	526.70	9,873.60	597.40	589.50	37.80	28.40	20,214.30
24 Circuit											
WAYNE	1,710.30	179.80	7.90	-	346.40	3,252.90	205.20	22.40	2.70	29.50	5,757.10
Total	1,710.30	179.80	7.90	-	346.40	3,252.90	205.20	22.40	2.70	29.50	5,757.10
25 Circuit											
BOONE	767.60	221.70	-	466.40	3.70	2,754.40	103.60	38.50	-	-	4,355.90
LINCOLN	1,366.20	295.80	64.40	42.90	194.60	6,885.00	76.40	-	-	186.00	9,111.30
Total	2,133.80	517.50	64.40	509.30	198.30	9,639.40	180.00	38.50	-	186.00	13,467.20
26 Circuit											
LEWIS	1,313.90	677.40	564.70	154.80	175.40	2,644.60	18.40	90.30	-	30.30	5,669.80
UPSHUR	1,286.10	390.20	26.70	204.10	147.40	1,683.60	20.50	14.10	-	67.40	3,840.10
Total	2,600.00	1,067.60	591.40	358.90	322.80	4,328.20	38.90	104.40	-	97.70	9,509.90
27 Circuit											
WYOMING	2,049.80	1,816.20	16.20	490.20	107.50	2,196.20	73.10	-	-	23.90	6,773.10
Total	2,049.80	1,816.20	16.20	490.20	107.50	2,196.20	73.10	-	-	23.90	6,773.10
28 Circuit											
NICHOLAS	1,806.50	142.02	-	121.90	26.60	6,054.50	16.40	378.10	-	9.20	8,555.22
Total	1,806.50	142.02	-	121.90	26.60	6,054.50	16.40	378.10	-	9.20	8,555.22
29 Circuit											
PUTNAM	2,563.70	2,615.60	213.80	2,310.30	312.70	2,703.80	14.60	77.20	-	290.00	11,101.70
Total	2,563.70	2,615.60	213.80	2,310.30	312.70	2,703.80	14.60	77.20	-	290.00	11,101.70
30 Circuit											
MINGO	2,127.60	325.60	6.90	166.20	123.90	2,497.70	-	38.80	-	41.80	5,328.50
Total	2,127.60	325.60	6.90	166.20	123.90	2,497.70	-	38.80	-	41.80	5,328.50
31 Circuit											
MONROE	342.80	229.20	4.90	110.40	2.10	336.60	-	22.10	-	31.50	1,079.60
SUMMERS	802.60	111.90	4.70	133.00	12.40	400.70	113.20	39.90	-	-	1,618.40
Total	1,145.40	341.10	9.60	243.40	14.50	737.30	113.20	62.00	-	31.50	2,698.00
WV TOTAL	101,878.20	41,258.42	4,099.10	18,371.00	9,015.20	215,505.19	5,738.40	8,698.80	1,663.90	3,164.40	409,392.61

**PUBLIC DEFENDER SERVICES
APPOINTED COUNSEL TIME PAID IN/OUT-OF-COURT**

In-Court at \$80 per hour	57,769.1
Out-Of-Court at \$60 per hour	351,623.51
Total Hours Paid	409,392.61



**PUBLIC DEFENDER SERVICES
APPOINTED COUNSEL IN/OUT OF COURT HOURS**

Circuit County	In-Court	Out-Of-Court	Total Hours
01 Circuit			
BROOKE	458.30	4,323.30	4,781.60
HANCOCK	461.40	4,763.80	5,225.20
OHIO	1,070.20	10,819.50	11,889.70
Total	1,989.90	19,906.60	21,896.50
02 Circuit			
MARSHALL	413.50	3,957.40	4,370.90
TYLER	164.50	1,660.60	1,825.10
WETZEL	248.30	2,039.80	2,288.10
Total	826.30	7,657.80	8,484.10
03 Circuit			
DODDRIDGE	353.70	2,259.10	2,612.80
PLEASANTS	505.40	2,699.40	3,204.80
RITCHIE	518.70	3,935.80	4,454.50
Total	1,377.80	8,894.30	10,272.10
04 Circuit			
WIRT	118.90	647.50	766.40
WOOD	1,449.80	9,520.19	10,969.99
Total	1,568.70	10,167.69	11,736.39
05 Circuit			
CALHOUN	389.10	1,931.60	2,320.70
JACKSON	1,074.20	5,796.50	6,870.70
MASON	1,405.10	8,071.30	9,476.40
ROANE	562.50	3,064.10	3,626.60
Total	3,430.90	18,863.50	22,294.40
06 Circuit			
CABELL	2,956.20	13,504.30	16,460.50
Total	2,956.20	13,504.30	16,460.50
07 Circuit			
LOGAN	1,261.70	6,728.20	7,989.90
Total	1,261.70	6,728.20	7,989.90
08 Circuit			
MCDOWELL	420.50	4,503.30	4,923.80
Total	420.50	4,503.30	4,923.80
09 Circuit			
MERCER	2,677.10	24,209.80	26,886.90
Total	2,677.10	24,209.80	26,886.90
10 Circuit			
RALEIGH	2,110.70	13,336.00	15,446.70
Total	2,110.70	13,336.00	15,446.70

**PUBLIC DEFENDER SERVICES
APPOINTED COUNSEL IN/OUT OF COURT HOURS**

Circuit County	In-Court	Out-Of-Court	Total Hours
11 Circuit			
GREENBRIER	748.40	6,133.50	6,881.90
POCAHONTAS	208.40	1,265.50	1,473.90
Total	956.80	7,399.00	8,355.80
12 Circuit			
FAYETTE	1,036.90	6,778.80	7,815.70
Total	1,036.90	6,778.80	7,815.70
13 Circuit			
KANAWHA	5,871.00	30,819.50	36,690.50
Total	5,871.00	30,819.50	36,690.50
14 Circuit			
BRAXTON	1,112.80	6,490.00	7,602.80
CLAY	477.80	2,841.90	3,319.70
GILMER	348.50	2,301.00	2,649.50
WEBSTER	769.40	3,230.30	3,999.70
Total	2,708.50	14,863.20	17,571.70
15 Circuit			
HARRISON	1,568.10	7,437.60	9,005.70
Total	1,568.10	7,437.60	9,005.70
16 Circuit			
MARION	1,417.50	17,529.20	18,946.70
Total	1,417.50	17,529.20	18,946.70
17 Circuit			
MONONGALIA	2,492.60	21,201.40	23,694.00
Total	2,492.60	21,201.40	23,694.00
18 Circuit			
PRESTON	1,452.50	7,847.10	9,299.60
Total	1,452.50	7,847.10	9,299.60
19 Circuit			
BARBOUR	991.30	7,313.60	8,304.90
TAYLOR	626.20	4,256.20	4,882.40
Total	1,617.50	11,569.80	13,187.30
20 Circuit			
RANDOLPH	2,755.70	11,262.80	14,018.50
Total	2,755.70	11,262.80	14,018.50
21 Circuit			
GRANT	472.50	2,126.40	2,598.90
MINERAL	465.30	2,645.00	3,110.30
TUCKER	223.30	1,591.80	1,815.10
Total	1,161.10	6,363.20	7,524.30

**PUBLIC DEFENDER SERVICES
APPOINTED COUNSEL IN/OUT OF COURT HOURS**

Circuit County	In-Court	Out-Of-Court	Total Hours
22 Circuit			
HAMPSHIRE	1,041.90	6,063.60	7,105.50
HARDY	897.60	4,342.90	5,240.50
PENDLETON	210.20	930.30	1,140.50
Total	2,149.70	11,336.80	13,486.50
23 Circuit			
BERKELEY	2,360.70	10,907.30	13,268.00
JEFFERSON	542.80	3,007.10	3,549.90
MORGAN	515.80	2,880.60	3,396.40
Total	3,419.30	16,795.00	20,214.30
24 Circuit			
WAYNE	1,529.60	4,227.50	5,757.10
Total	1,529.60	4,227.50	5,757.10
25 Circuit			
BOONE	1,147.10	3,208.80	4,355.90
LINCOLN	1,895.20	7,216.10	9,111.30
Total	3,042.30	10,424.90	13,467.20
26 Circuit			
LEWIS	1,097.60	4,572.20	5,669.80
UPSHUR	723.10	3,117.00	3,840.10
Total	1,820.70	7,689.20	9,509.90
27 Circuit			
WYOMING	667.10	6,106.00	6,773.10
Total	667.10	6,106.00	6,773.10
28 Circuit			
NICHOLAS	686.30	7,868.92	8,555.22
Total	686.30	7,868.92	8,555.22
29 Circuit			
PUTNAM	1,670.10	9,431.60	11,101.70
Total	1,670.10	9,431.60	11,101.70
30 Circuit			
MINGO	746.40	4,582.10	5,328.50
Total	746.40	4,582.10	5,328.50
31 Circuit			
MONROE	153.10	926.50	1,079.60
SUMMERS	226.50	1,391.90	1,618.40
Total	379.60	2,318.40	2,698.00
WV TOTAL	57,769.10	351,623.51	409,392.61

PUBLIC DEFENDER SERVICES
APPOINTED COUNSEL IN/OUT OF COURT HOURS

Circuit County	In-Court Hours	In-Court %	Out-Of-Court Hours	Out-Of-Court %	Total Hours
01 Circuit					
BROOKE	458.30	10%	4,323.30	90%	4,781.60
HANCOCK	461.40	9%	4,763.80	91%	5,225.20
OHIO	1,070.20	9%	10,819.50	91%	11,889.70
Total	1,989.90	9%	19,906.60	91%	21,896.50
02 Circuit					
MARSHALL	413.50	9%	3,957.40	91%	4,370.90
TYLER	164.50	9%	1,660.60	91%	1,825.10
WETZEL	248.30	11%	2,039.80	89%	2,288.10
Total	826.30	10%	7,657.80	90%	8,484.10
03 Circuit					
DODDRIDGE	353.70	14%	2,259.10	86%	2,612.80
PLEASANTS	505.40	16%	2,699.40	84%	3,204.80
RITCHIE	518.70	12%	3,935.80	88%	4,454.50
Total	1,377.80	13%	8,894.30	87%	10,272.10
04 Circuit					
WIRT	118.90	16%	647.50	84%	766.40
WOOD	1,449.80	13%	9,520.19	87%	10,969.99
Total	1,568.70	13%	10,167.69	87%	11,736.39
05 Circuit					
CALHOUN	389.10	17%	1,931.60	83%	2,320.70
JACKSON	1,074.20	16%	5,796.50	84%	6,870.70
MASON	1,405.10	15%	8,071.30	85%	9,476.40
ROANE	562.50	16%	3,064.10	84%	3,626.60
Total	3,430.90	15%	18,863.50	85%	22,294.40
06 Circuit					
CABELL	2,956.20	18%	13,504.30	82%	16,460.50
Total	2,956.20	18%	13,504.30	82%	16,460.50
07 Circuit					
LOGAN	1,261.70	16%	6,728.20	84%	7,989.90
Total	1,261.70	16%	6,728.20	84%	7,989.90
08 Circuit					
MCDOWELL	420.50	9%	4,503.30	91%	4,923.80
Total	420.50	9%	4,503.30	91%	4,923.80
09 Circuit					
MERCER	2,677.10	10%	24,209.80	90%	26,886.90
Total	2,677.10	10%	24,209.80	90%	26,886.90
10 Circuit					
RALEIGH	2,110.70	14%	13,336.00	86%	15,446.70
Total	2,110.70	14%	13,336.00	86%	15,446.70

**PUBLIC DEFENDER SERVICES
APPOINTED COUNSEL IN/OUT OF COURT HOURS**

Circuit County	In-Court Hours	In-Court %	Out-Of-Court Hours	Out-Of-Court %	Total Hours
11 Circuit					
GREENBRIER	748.40	11%	6,133.50	89%	6,881.90
POCAHONTAS	208.40	14%	1,265.50	86%	1,473.90
Total	956.80	11%	7,399.00	89%	8,355.80
12 Circuit					
FAYETTE	1,036.90	13%	6,778.80	87%	7,815.70
Total	1,036.90	13%	6,778.80	87%	7,815.70
13 Circuit					
KANAWHA	5,871.00	16%	30,819.50	84%	36,690.50
Total	5,871.00	16%	30,819.50	84%	36,690.50
14 Circuit					
BRAXTON	1,112.80	15%	6,490.00	85%	7,602.80
CLAY	477.80	14%	2,841.90	86%	3,319.70
GILMER	348.50	13%	2,301.00	87%	2,649.50
WEBSTER	769.40	19%	3,230.30	81%	3,999.70
Total	2,708.50	15%	14,863.20	85%	17,571.70
15 Circuit					
HARRISON	1,568.10	17%	7,437.60	83%	9,005.70
Total	1,568.10	17%	7,437.60	83%	9,005.70
16 Circuit					
MARION	1,417.50	7%	17,529.20	93%	18,946.70
Total	1,417.50	7%	17,529.20	93%	18,946.70
17 Circuit					
MONONGALIA	2,492.60	11%	21,201.40	89%	23,694.00
Total	2,492.60	11%	21,201.40	89%	23,694.00
18 Circuit					
PRESTON	1,452.50	16%	7,847.10	84%	9,299.60
Total	1,452.50	16%	7,847.10	84%	9,299.60
19 Circuit					
BARBOUR	991.30	12%	7,313.60	88%	8,304.90
TAYLOR	626.20	13%	4,256.20	87%	4,882.40
Total	1,617.50	12%	11,569.80	88%	13,187.30
20 Circuit					
RANDOLPH	2,755.70	20%	11,262.80	80%	14,018.50
Total	2,755.70	20%	11,262.80	80%	14,018.50
21 Circuit					
GRANT	472.50	18%	2,126.40	82%	2,598.90
MINERAL	465.30	15%	2,645.00	85%	3,110.30
TUCKER	223.30	12%	1,591.80	88%	1,815.10
Total	1,161.10	15%	6,363.20	85%	7,524.30

**PUBLIC DEFENDER SERVICES
APPOINTED COUNSEL IN/OUT OF COURT HOURS**

Circuit County	In-Court Hours	In-Court %	Out-Of-Court Hours	Out-Of-Court %	Total Hours
22 Circuit					
HAMPSHIRE	1,041.90	15%	6,063.60	85%	7,105.50
HARDY	897.60	17%	4,342.90	83%	5,240.50
PENDLETON	210.20	18%	930.30	82%	1,140.50
Total	2,149.70	16%	11,336.80	84%	13,486.50
23 Circuit					
BERKELEY	2,360.70	18%	10,907.30	82%	13,268.00
JEFFERSON	542.80	15%	3,007.10	85%	3,549.90
MORGAN	515.80	15%	2,880.60	85%	3,396.40
Total	3,419.30	17%	16,795.00	83%	20,214.30
24 Circuit					0.00
WAYNE	1,529.60	27%	4,227.50	73%	5,757.10
Total	1,529.60	27%	4,227.50	73%	5,757.10
25 Circuit					
BOONE	1,147.10	26%	3,208.80	74%	4,355.90
LINCOLN	1,895.20	21%	7,216.10	79%	9,111.30
Total	3,042.30	23%	10,424.90	77%	13,467.20
26 Circuit					
LEWIS	1,097.60	19%	4,572.20	81%	5,669.80
UPSHUR	723.10	19%	3,117.00	81%	3,840.10
Total	1,820.70	19%	7,689.20	81%	9,509.90
27 Circuit					
WYOMING	667.10	10%	6,106.00	90%	6,773.10
Total	667.10	10%	6,106.00	90%	6,773.10
28 Circuit					
NICHOLAS	686.30	8%	7,868.92	92%	8,555.22
Total	686.30	8%	7,868.92	92%	8,555.22
29 Circuit					
PUTNAM	1,670.10	15%	9,431.60	85%	11,101.70
Total	1,670.10	15%	9,431.60	85%	11,101.70
30 Circuit					
MINGO	746.40	14%	4,582.10	86%	5,328.50
Total	746.40	14%	4,582.10	86%	5,328.50
31 Circuit					
MONROE	153.10	14%	926.50	86%	1,079.60
SUMMERS	226.50	14%	1,391.90	86%	1,618.40
Total	379.60	14%	2,318.40	86%	2,698.00
WV TOTAL	57,769.10	14%	351,623.51	86%	409,392.61

**PUBLIC DEFENDER SERVICES
APPOINTED COUNSEL STATEWIDE AVERAGE COSTS BY CASE TYPE
WITHOUT DIRECT EXPENSES OR SUPPLEMENTALS**

Felony	\$1,146.97
Misdemeanor	\$425.42
Mental Hygiene	\$133.36
Juvenile	\$1,109.00
Parole/Prob. Rev.	\$489.77
Term/ Abuse & Neglect	\$1,673.66
Habeas	\$2,614.36
Supreme Court	\$1,966.35
Municipal Court Charges	\$355.77
Other	\$380.54
Mag. Ct. Appeal, Mandamus/Prohibition, Extradition, Contempt, Fugitive, Misc.	
Statewide Average	\$1,016.86

PUBLIC DEFENDER SERVICES
APPOINTED COUNSEL AVERAGE COST BY CASE TYPE
WITHOUT DIRECT EXPENSES OR SUPPLEMENTALS

Circuit County	Felony	Misd.	Mental Hygiene	Juvenile	Parole Prob.	Term/ Abuse & Neglect	Habeas	Sup. Ct.	Municipal Court	Other	Average Cost Per Claim
01 Circuit											
BROOKE	1,482.18	816.97	134.64	1,614.42	976.90	2,692.73	-	-	-	-	1,821.96
HANCOCK	1,546.98	721.03	213.35	2,056.39	703.23	2,894.31	-	-	427.77	312.00	1,829.33
OHIO	1,929.79	614.37	122.23	1,076.26	442.43	2,566.49	3,905.36	2,334.79	2,024.25	-	1,323.95
Average	1,680.88	692.17	126.91	1,526.14	722.74	2,664.94	3,956.36	2,334.79	826.89	538.00	1,515.43
02 Circuit											
MARSHALL	1,317.15	482.05	162.53	647.50	546.31	1,482.08	4,123.55	2,116.00	-	128.57	748.72
TYLER	1,534.53	702.10	295.60	1,444.68	430.62	1,865.42	-	-	-	859.03	1,299.28
WETZEL	1,013.74	487.13	165.15	459.40	368.58	1,598.64	720.40	1,509.15	-	286.10	817.40
Average	1,249.98	528.39	168.53	700.46	516.09	1,625.80	2,421.98	1,812.58	-	350.57	843.90
03 Circuit											
DODDRIDGE	1,204.65	531.81	210.51	4,359.00	423.04	2,362.40	-	-	-	195.16	906.49
PLEASANTS	1,303.69	627.48	228.53	781.61	613.68	2,250.31	-	906.00	-	191.79	1,292.24
RITCHIE	2,135.41	639.83	245.51	1,348.78	1,253.13	2,516.31	-	348.00	-	180.60	1,636.42
Average	1,545.12	607.61	225.22	1,166.99	465.51	2,388.82	-	627.00	-	193.57	1,268.49
04 Circuit											
WIRT	825.73	398.15	98.99	-	-	2,570.26	-	1,914.08	-	-	2,131.09
WOOD	1,472.65	387.61	96.49	515.91	432.49	1,379.19	1,096.82	2,827.23	-	1,347.12	886.21
Average	1,458.59	387.71	96.50	515.91	432.49	1,434.75	1,096.82	2,713.09	-	1,347.12	919.97
05 Circuit											
CALHOUN	1,746.55	394.31	281.33	1,501.72	567.19	1,376.12	-	1,173.00	-	135.89	1,234.06
JACKSON	1,368.47	416.44	293.12	1,923.74	698.29	2,119.74	2,715.32	1,664.16	-	374.18	1,596.09
MASON	1,265.39	351.86	123.00	1,313.91	404.29	1,671.85	2,929.67	4,642.61	-	826.30	919.82
ROANE	1,741.88	302.58	159.50	1,313.79	655.19	1,224.70	1,524.00	2,326.06	-	1,180.99	1,270.73
Average	1,403.96	357.79	159.49	1,433.71	507.40	1,679.19	2,606.38	1,952.38	-	719.31	1,152.12
06 Circuit											
CABELL	1,687.75	474.01	85.09	623.63	373.20	1,186.80	1,352.15	2,474.37	-	498.78	757.78
Average	1,687.75	474.01	85.09	623.63	373.20	1,186.80	1,352.15	2,474.37	-	498.78	757.78
07 Circuit											
LOGAN	902.75	288.02	-	1,343.35	919.49	1,300.30	-	1,758.02	-	306.06	740.98
Average	902.75	288.02	-	1,343.35	919.49	1,300.30	-	1,758.02	-	306.06	740.98
08 Circuit											
MCDOWELL	1,239.32	426.06	116.31	1,356.16	-	2,248.85	10,473.78	3,378.00	-	81.35	1,181.25
Average	1,239.32	426.06	116.31	1,356.16	-	2,248.85	10,473.78	3,378.00	-	81.35	1,181.25
09 Circuit											
MERCER	1,453.91	476.24	189.57	1,678.27	646.34	2,055.45	2,616.73	2,217.66	480.73	335.13	1,393.07
Average	1,453.91	476.24	189.57	1,678.27	646.34	2,055.45	2,616.73	2,217.66	480.73	335.13	1,393.07
10 Circuit											
RALEIGH	1,256.80	546.19	98.40	870.88	947.09	1,675.74	2,485.73	3,115.58	-	1,619.95	1,282.04
Average	1,256.80	546.19	98.40	870.88	947.09	1,675.74	2,485.73	3,115.58	-	1,619.95	1,282.04

PUBLIC DEFENDER SERVICES
APPOINTED COUNSEL AVERAGE COST BY CASE TYPE
WITHOUT DIRECT EXPENSES OR SUPPLEMENTALS

Circuit County	Felony	Misd.	Mental Hygiene	Juvenile	Parole Prob. Rev.	Term/ Abuse & Neglect	Habeas	Sup. Ct.	Municipal Court	Other	Average Cost Per Claim
11 Circuit											
GREENBRIER	1,538.18	653.06	184.61	5,933.61	846.20	2,870.98	4,671.36	2,260.84	481.30	376.52	2,020.45
POCAHONTAS	1,037.22	321.75	152.00	-	581.72	3,022.90	1,595.71	3,350.50	-	1,041.50	1,296.70
Average	1,408.90	482.38	182.28	5,933.61	677.89	2,892.12	3,133.54	2,478.77	481.30	756.51	1,838.87
12 Circuit											
FAYETTE	1,417.46	362.16	-	1,235.83	869.87	1,575.44	7,166.75	5,337.87	-	289.65	1,444.00
Average	1,417.46	362.16	-	1,235.83	869.87	1,575.44	7,166.75	5,337.87	-	289.65	1,444.00
13 Circuit											
KANAWHA	811.87	439.30	-	832.16	453.82	1,450.70	2,660.48	1,716.12	326.66	400.14	1,079.48
Average	811.87	439.30	-	832.16	453.82	1,450.70	2,660.48	1,716.12	326.66	400.14	1,079.48
14 Circuit											
BRAXTON	1,006.83	363.54	61.76	1,172.04	476.64	2,047.18	-	210.00	-	310.42	1,010.17
CLAY	752.85	321.08	-	937.92	538.61	1,949.69	4,227.68	1,051.91	-	690.73	972.86
GILMER	1,084.63	438.58	231.89	1,296.13	349.25	1,819.81	3,049.95	1,010.84	-	134.50	872.05
WEBSTER	917.04	291.09	397.33	1,133.45	499.97	1,949.27	3,652.54	968.19	-	388.22	1,190.75
Average	946.22	357.61	117.80	1,167.82	474.01	1,970.85	3,476.45	968.10	-	260.15	1,013.40
15 Circuit											
HARRISON	1,365.20	419.59	87.47	446.77	479.10	1,462.46	1,704.59	1,004.04	-	724.22	1,055.42
Average	1,365.20	419.59	87.47	446.77	479.10	1,462.46	1,704.59	1,004.04	-	724.22	1,055.42
16 Circuit											
MARION	1,074.47	396.88	218.79	1,049.64	490.50	1,481.46	8,369.02	5,460.83	271.68	333.78	811.43
Average	1,074.47	396.88	218.79	1,049.64	490.50	1,481.46	8,369.02	5,460.83	271.68	333.78	811.43
17 Circuit											
MONONGALIA	1,219.76	653.88	141.60	1,729.42	678.06	1,839.88	4,489.01	4,266.33	539.56	642.58	970.77
Average	1,219.76	653.88	141.60	1,729.42	678.06	1,839.88	4,489.01	4,266.33	539.56	642.58	970.77
18 Circuit											
PRESTON	1,713.78	436.32	70.00	977.63	328.30	1,690.23	6,959.27	2,816.09	-	551.10	1,394.95
Average	1,713.78	436.32	70.00	977.63	328.30	1,690.23	6,959.27	2,816.09	-	551.10	1,394.95
19 Circuit											
BARBOUR	1,001.34	345.54	201.50	814.66	410.51	2,394.00	-	1,975.53	-	328.59	1,189.45
TAYLOR	840.46	366.95	218.94	439.20	282.46	1,328.58	-	1,474.33	-	191.81	834.91
Average	935.85	354.35	211.01	626.93	355.63	1,863.10	-	1,832.33	-	243.10	1,030.01
20 Circuit											
RANDOLPH	828.70	453.29	152.22	1,123.72	475.11	1,438.23	1,585.36	997.47	229.90	326.09	865.98
Average	828.70	453.29	152.22	1,123.72	475.11	1,438.23	1,585.36	997.47	229.90	326.09	865.98
21 Circuit											
GRANT	628.50	358.73	265.11	434.37	299.62	1,137.28	-	2,837.60	-	-	595.40
MINERAL	565.40	259.54	147.39	381.94	262.34	1,612.09	-	1,961.61	-	242.71	573.25
TUCKER	2,075.66	476.58	-	719.47	195.88	1,551.43	1,200.40	2,174.55	-	-	1,262.47
Average	789.77	328.23	184.85	468.46	274.16	1,400.93	1,200.40	2,277.27	-	264.94	675.76

PUBLIC DEFENDER SERVICES
APPOINTED COUNSEL AVERAGE COST BY CASE TYPE
WITHOUT DIRECT EXPENSES OR SUPPLEMENTALS

Circuit County	Felony	Misd.	Mental Hygiene	Juvenile	Parole Prob.	Term/ Abuse & Neglect	Habeas	Sup. Ct.	Municipal Court	Other	Average Cost Per Claim
22 Circuit											
HAMPSHIRE	586.29	394.42	137.16	1,212.12	313.59	1,977.02	1,440.63	1,993.90	-	62.68	763.11
HARDY	891.08	426.72	91.53	1,389.62	330.11	2,087.20	-	1,585.16	-	163.36	789.26
PENDLETON	736.90	519.50	-	1,936.41	286.33	2,160.97	-	-	-	214.44	947.78
Average	720.77	418.28	127.38	1,330.41	317.13	2,027.78	-	1,857.66	-	93.29	787.68
23 Circuit											
BERKELEY	983.23	283.98	-	1,176.14	394.05	1,707.16	2,129.37	1,842.91	1,742.60	639.45	963.90
JEFFERSON	1,285.86	459.27	-	1,052.70	663.48	1,494.86	1,983.77	4,530.91	-	258.58	1,188.66
MORGAN	2,240.28	475.56	-	1,996.26	555.16	2,211.25	13,407.95	2,610.95	-	-	1,725.29
Average	1,150.21	326.90	-	1,374.18	459.38	1,737.44	2,974.55	2,490.92	1,742.60	449.01	1,091.59
24 Circuit											
WAYNE	1,169.77	435.17	130.65	-	594.74	1,075.24	2,398.50	805.73	180.00	236.78	993.01
Average	1,169.77	435.17	130.65	-	594.74	1,075.24	2,398.50	805.73	180.00	236.78	993.01
25 Circuit											
BOONE	837.94	259.37	-	493.55	-	946.20	2,899.65	2,328.00	-	-	764.32
LINCOLN	874.35	389.19	99.13	3,071.57	530.63	2,166.25	2,193.86	-	-	599.05	1,298.65
Average	860.12	319.47	99.13	536.52	539.75	1,578.12	2,546.76	2,328.00	-	599.05	1,056.01
26 Circuit											
LEWIS	1,050.21	360.21	180.18	626.81	413.01	1,373.75	558.16	1,572.98	-	230.18	611.64
UPSHUR	938.62	289.11	180.99	692.44	383.83	1,134.99	629.48	-	-	723.38	743.42
Average	992.21	330.78	180.21	661.55	399.19	1,268.70	593.82	1,790.81	-	427.46	658.61
27 Circuit											
WYOMING	839.05	377.58	178.49	732.57	597.38	1,265.17	2,259.72	-	-	235.80	663.14
Average	839.05	377.58	178.49	732.57	597.38	1,265.17	2,259.72	-	-	235.80	663.14
28 Circuit											
NICHOLAS	1,929.81	555.60	-	1,533.80	492.49	2,153.53	419.53	1,923.28	-	620.95	1,936.11
Average	1,929.81	555.60	-	1,533.80	492.49	2,153.53	419.53	1,923.28	-	620.95	1,936.11
29 Circuit											
PUTNAM	914.01	464.54	212.21	1,290.21	514.71	1,611.28	4,702.58	1,225.56	-	546.73	783.19
Average	914.01	464.54	212.21	1,290.21	514.71	1,611.28	4,702.58	1,225.56	-	546.73	783.19
30 Circuit											
MINGO	1,078.22	362.01	221.00	1,294.71	1,096.92	2,152.46	-	-	-	429.91	1,191.26
Average	1,078.22	362.01	221.00	1,294.71	1,096.92	2,152.46	-	-	-	429.91	1,191.26
31 Circuit											
MONROE	796.93	286.64	164.48	868.76	122.83	1,651.93	-	1,428.74	-	2,052.56	646.22
SUMMERS	1,390.49	230.52	155.00	1,540.92	394.63	992.26	6,918.90	2,773.80	-	-	963.04
Average	1,138.68	265.20	159.74	1,127.28	304.03	1,212.15	6,918.90	2,101.27	-	2,052.56	804.63
WV Average	1,146.97	425.42	133.36	1,109.00	489.77	1,673.66	2,614.36	1,966.35	355.77	380.54	1,016.86

PUBLIC DEFENDER SERVICES
CRIMINAL CHARGE AVERAGE (In Alphabetical Order)

CRIMINAL CHARGE	AVERAGE \$*	TOTAL \$	COUNT
ABUSE & NEGLECT	987.43	13,695,598.93	13,858
ABUSE & NEGLECT APPEAL	1,454.43	344,700.69	235
ACCESSORY	835.22	24,221.30	29
ADULT ABUSE	756.67	13,620.01	18
AGGRAVATED ROBBERY	1,604.39	298,415.78	186
AIDING & ABETTING	938.90	21,594.79	23
ANIMAL CONTROL	371.95	6,323.19	17
ARSON	1,260.57	78,155.39	62
ASSAULT & BATTERY	454.35	278,513.59	612
ATTEMPT	1,012.90	93,187.17	92
AUTO TAMPERING	491.85	13,279.96	27
BOND REDUCTION	806.16	16,123.17	20
BRANDISHING WEAPON	482.70	34,271.89	71
BREAKING & ENTERING	741.01	219,337.64	296
BRIBERY	214.00	214.00	1
BURGLARY	777.65	384,159.24	493
CHILD ABUSE	931.11	283,056.89	303
COMPUTER RELATED FRAUD	668.83	33,441.69	50
CONCEAL A MINOR	989.12	18,793.25	19
CONCEAL DEAD BODY	1,390.25	2,780.50	2
CONSPIRACY	608.57	205,087.50	337
CONTEMPT	493.69	11,354.80	23
CONTRIBUTE DEL MINOR	964.12	26,995.36	28
CONTROLLED SUBSTANCES	637.44	1,956,929.49	3,068
COUNTERFEITING	520.60	11,973.69	23
CRUELTY TO ANIMALS	705.51	24,692.74	35
DEADLY WEAPON	623.18	164,519.47	264
DEL CONTRABAND INMATE	973.36	18,493.76	19
DESTRUCTION OF PROPERTY	449.04	89,808.45	200
DISORDERLY CONDUCT	362.65	27,561.68	76
DISTURB THE PEACE	252.30	2,522.97	10
DNR CHARGE	413.53	18,195.21	44
DOMESTIC VIOLENCE	463.38	681,175.90	1,469
DUI 1ST OFFENSE	393.44	246,292.34	626
DUI 2ND OFFENSE	354.97	40,111.90	113
DUI 3RD OFFENSE	779.15	73,240.31	94
DUI W/ INJURY	906.04	35,335.70	39
DUI/W DEATH	676.81	2,030.42	3
EMBEZZLEMENT	886.34	39,885.27	44
EXPUNGEMENT	344.00	1,719.99	5
EXTORTION	520.40	1,561.20	3
EXTRADITION	128.51	24,802.03	193
FAIL MAINTAIN CONTROL	493.06	1,479.18	3
FAIL PAY CHILD SUPPORT	540.19	23,228.33	43
FAIL TO REG SEX OFFENDER	699.73	97,962.82	140
FAILURE TO APPEAR	636.41	24,183.39	38
FALSE PRETENSES	543.87	50,035.89	92
FALSE SWEARING	462.97	23,611.60	51
FLEEING VEHICLE W/DUI	732.05	58,564.10	80
FORFEITURE	1,239.20	1,239.20	1
FORFEITURE/ORG CRIME	382.55	382.55	1
FORGERY & UTTERING	640.00	105,599.78	165

*Includes Supp and Direct Exp.

Average \$1,016.86 without

PUBLIC DEFENDER SERVICES
CRIMINAL CHARGE AVERAGE (In Alphabetical Order)

CRIMINAL CHARGE	AVERAGE \$*	TOTAL \$	COUNT
FRAUD	699.44	132,193.77	189
FUGITIVE/JUSTICE	257.22	18,262.64	71
GAL ADULT	48.75	48.75	1
GRAND LARCENY	817.81	441,618.40	540
HABEAS APPEAL	2,167.30	47,680.52	21
HABEAS CORPUS	2,038.07	379,081.59	186
HARASSMENT	463.24	21,772.40	47
HOME CONFINEMENT	304.61	14,011.93	46
INCEST	1,289.56	10,316.49	8
INDECENT EXPOSURE	605.63	13,323.89	22
INTIMIDATE WITNESS	356.86	5,352.92	15
INVOL MANSLAUGHTER	3,158.18	3,158.18	1
JAIL ESCAPE	567.26	22,690.20	40
JOYRIDING	424.35	19,095.96	45
JUVENILE	694.54	1,157,797.99	1,666
JUVENILE STATUS MISC	694.97	18,764.24	27
KIDNAPPING	2,137.89	164,617.36	77
LEAVE SCENE ACCIDENT	290.21	7,835.62	27
LITTERING	255.53	2,810.83	11
MAGISTRATE APPEAL	785.83	9,429.92	12
MAKE/USE EXPLOSIVES	1,173.63	3,520.89	3
MAL WOUNDING/ASSAULT	934.46	247,631.04	264
MENTAL HYGIENE	133.04	277,650.23	2,087
MFG/POSS OR DIST OF METH	788.09	106,391.62	135
MISCELLANEOUS	218.70	218.70	1
MOTOR VEHICLE SAFETY	334.49	18,397.09	55
MURDER	3,770.65	746,587.71	197
NEGLIGENT HOMICIDE	327.88	655.75	2
NO OPERATORS	386.28	25,494.28	66
NO PROOF OF INS	305.75	10,089.66	33
OBS EMERGENCY PERSONNEL	482.93	4,829.29	10
OBSTRUCT CITY PERSONNEL	439.72	10,553.28	24
OBSTRUCTION JUSTICE	444.28	255,461.97	575
OFFENSES BY INMATES	843.81	24,470.39	29
PAROLE VIOLATION	392.89	169,727.06	432
PEACE WARRANT	412.89	2,890.22	7
PERMIT UNAUTH/DRIVE	451.63	9,484.28	21
PERMITTING DUI	788.57	8,674.29	11
PETIT LARCENY	368.01	110,033.85	299
PORNOGRAPHY	1,340.53	42,897.10	32
PRE GRAND JURY	281.87	3,946.12	14
PROBATION VIOLATION	424.79	417,992.73	981
PROHIBITION	1,762.29	3,524.57	2
PUBLIC INTOXICATION	436.57	8,294.81	19
REC/TRANS STOLEN PRO	534.99	141,236.48	264
RECIDIVIST	164.00	164.00	1
RECKLESS DRIVING	437.08	24,913.42	57
RESISTING ARREST	297.38	4,460.63	15
RESTITUTION	204.30	408.60	2
RETALIATE PUBLIC OFFICIAL	1,036.89	13,479.57	13
ROBBERY	3,287.74	23,014.15	7
SENTENCE REDUCTION	455.53	51,019.76	112

*Includes Supp and Direct Exp.

Average \$1,016.86 without

PUBLIC DEFENDER SERVICES
CRIMINAL CHARGE AVERAGE (In Alphabetical Order)

CRIMINAL CHARGE	AVERAGE \$*	TOTAL \$	COUNT
SEXUAL ABUSE	1,517.20	191,167.67	125
SEXUAL ASSAULT	1,845.41	286,037.91	155
SHOOT W/N 500 FEET	183.30	549.90	3
SHOPLIFTING	502.00	129,013.39	256
SOLICIT/PROSTITUTION	1,159.68	18,554.92	16
SPEEDING	279.89	1,679.31	6
STALKING	831.43	13,302.80	16
SUPREME COURT APPEAL	2,273.92	195,556.98	86
SUSPEND/REV LICENSE	416.70	290,022.23	694
TERRORIST ACTS	776.72	27,185.15	35
TRESPASSING	280.03	27,443.41	98
TRUANCY	578.87	7,525.35	13
UNDER AGE DRINKING	301.39	4,219.48	14
UNLAWFUL RESTRAINT	943.82	3,775.29	4
UNLAWFUL WOUNDING	1,062.50	19,124.97	18
VOL MANSLAUGHTER	5,427.85	10,855.70	2
WANTON ENDANGERMENT	795.85	131,315.54	165
WELFARE FRAUD	602.50	4,819.97	8
STATE AVERAGE	775.10	26,570,493.20	34,280

*Includes Supp and Direct Exp.
Average \$1,016.86 without

PUBLIC DEFENDER SERVICES
CRIMINAL CHARGE AVERAGE (In Total Descending Cost Order)

CRIMINAL CHARGE	AVERAGE \$*	TOTAL \$	COUNT
ABUSE & NEGLECT	987.43	13,695,598.93	13,858
CONTROLLED SUBSTANCES	637.44	1,956,929.49	3,068
JUVENILE	694.54	1,157,797.99	1,666
MURDER	3,770.65	746,587.71	197
DOMESTIC VIOLENCE	463.38	681,175.90	1,469
GRAND LARCENY	817.81	441,618.40	540
PROBATION VIOLATION	424.79	417,992.73	981
BURGLARY	777.65	384,159.24	493
HABEAS CORPUS	2,038.07	379,081.59	186
ABUSE & NEGLECT APPEAL	1,454.43	344,700.69	235
AGGRAVATED ROBBERY	1,604.39	298,415.78	186
SUSPEND/REV LICENSE	416.70	290,022.23	694
SEXUAL ASSAULT	1,845.41	286,037.91	155
CHILD ABUSE	931.11	283,056.89	303
ASSAULT & BATTERY	454.35	278,513.59	612
MENTAL HYGIENE	133.04	277,650.23	2,087
OBSTRUCTION JUSTICE	444.28	255,461.97	575
MAL WOUNDING/ASSAULT	934.46	247,631.04	264
DUI 1ST OFFENSE	393.44	246,292.34	626
BREAKING & ENTERING	741.01	219,337.64	296
CONSPIRACY	608.57	205,087.50	337
SUPREME COURT APPEAL	2,273.92	195,556.98	86
SEXUAL ABUSE	1,517.20	191,167.67	125
PAROLE VIOLATION	392.89	169,727.06	432
KIDNAPPING	2,137.89	164,617.36	77
DEADLY WEAPON	623.18	164,519.47	264
REC/TRANS STOLEN PRO	534.99	141,236.48	264
FRAUD	699.44	132,193.77	189
WANTON ENDANGERMENT	795.85	131,315.54	165
SHOPLIFTING	502.00	129,013.39	256
PETIT LARCENY	368.01	110,033.85	299
MFG/POSS OR DIST OF METH	788.09	106,391.62	135
FORGERY & UTTERING	640.00	105,599.78	165
FAIL TO REG SEX OFFENDER	699.73	97,962.82	140
ATTEMPT	1,012.90	93,187.17	92
DESTRUCTION OF PROPERTY	449.04	89,808.45	200
ARSON	1,260.57	78,155.39	62
DUI 3RD OFFENSE	779.15	73,240.31	94
FLEEING VEHICLE W/DUI	732.05	58,564.10	80
SENTENCE REDUCTION	455.53	51,019.76	112
FALSE PRETENSES	543.87	50,035.89	92
HABEAS APPEAL	2,167.30	47,680.52	21
PORNOGRAPHY	1,340.53	42,897.10	32
DUI 2ND OFFENSE	354.97	40,111.90	113
EMBEZZLEMENT	886.34	39,885.27	44
DUI W/ INJURY	906.04	35,335.70	39
BRANDISHING WEAPON	482.70	34,271.89	71
COMPUTER RELATED FRAUD	668.83	33,441.69	50
DISORDERLY CONDUCT	362.65	27,561.68	76
TRESPASSING	280.03	27,443.41	98
TERRORIST ACTS	776.72	27,185.15	35
CONTRIBUTE DEL MINOR	964.12	26,995.36	28

*Includes Supp and Direct Exp.

Average \$1,016.86 without

PUBLIC DEFENDER SERVICES
CRIMINAL CHARGE AVERAGE (In Total Descending Cost Order)

CRIMINAL CHARGE	AVERAGE \$*	TOTAL \$	COUNT
NO OPERATORS	386.28	25,494.28	66
RECKLESS DRIVING	437.08	24,913.42	57
EXTRADITION	128.51	24,802.03	193
CRUELTY TO ANIMALS	705.51	24,692.74	35
OFFENSES BY INMATES	843.81	24,470.39	29
ACCESSORY	835.22	24,221.30	29
FAILURE TO APPEAR	636.41	24,183.39	38
FALSE SWEARING	462.97	23,611.60	51
FAIL PAY CHILD SUPPORT	540.19	23,228.33	43
ROBBERY	3,287.74	23,014.15	7
JAIL ESCAPE	567.26	22,690.20	40
HARASSMENT	463.24	21,772.40	47
AIDING & ABETTING	938.90	21,594.79	23
UNLAWFUL WOUNDING	1,062.50	19,124.97	18
JOYRIDING	424.35	19,095.96	45
CONCEAL A MINOR	989.12	18,793.25	19
JUVENILE STATUS MISC	694.97	18,764.24	27
SOLICIT/PROSTITUTION	1,159.68	18,554.92	16
DEL CONTRABAND INMATE	973.36	18,493.76	19
MOTOR VEHICLE SAFETY	334.49	18,397.09	55
FUGITIVE/JUSTICE	257.22	18,262.64	71
DNR CHARGE	413.53	18,195.21	44
BOND REDUCTION	806.16	16,123.17	20
HOME CONFINEMENT	304.61	14,011.93	46
ADULT ABUSE	756.67	13,620.01	18
RETALIATE PUBLIC OFFICIAL	1,036.89	13,479.57	13
INDECENT EXPOSURE	605.63	13,323.89	22
STALKING	831.43	13,302.80	16
AUTO TAMPERING	491.85	13,279.96	27
COUNTERFEITING	520.60	11,973.69	23
CONTEMPT	493.69	11,354.80	23
VOL MANSLAUGHTER	5,427.85	10,855.70	2
OBSTRUCT CITY PERSONNEL	439.72	10,553.28	24
INCEST	1,289.56	10,316.49	8
NO PROOF OF INS	305.75	10,089.66	33
PERMIT UNAUTH/DRIVE	451.63	9,484.28	21
MAGISTRATE APPEAL	785.83	9,429.92	12
PERMITTING DUI	788.57	8,674.29	11
PUBLIC INTOXICATION	436.57	8,294.81	19
LEAVE SCENE ACCIDENT	290.21	7,835.62	27
TRUANCY	578.87	7,525.35	13
ANIMAL CONTROL	371.95	6,323.19	17
INTIMIDATE WITNESS	356.86	5,352.92	15
OBS EMERGENCY PERSONNEL	482.93	4,829.29	10
WELFARE FRAUD	602.50	4,819.97	8
RESISTING ARREST	297.38	4,460.63	15
UNDER AGE DRINKING	301.39	4,219.48	14
PRE GRAND JURY	281.87	3,946.12	14
UNLAWFUL RESTRAINT	943.82	3,775.29	4
PROHIBITION	1,762.29	3,524.57	2
MAKE/USE EXPLOSIVES	1,173.63	3,520.89	3
INVOL MANSLAUGHTER	3,158.18	3,158.18	1

*Includes Supp and Direct Exp.

Average \$1,016.86 without

PUBLIC DEFENDER SERVICES
CRIMINAL CHARGE AVERAGE (In Total Descending Cost Order)

CRIMINAL CHARGE	AVERAGE \$*	TOTAL \$	COUNT
PEACE WARRANT	412.89	2,890.22	7
LITTERING	255.53	2,810.83	11
CONCEAL DEAD BODY	1,390.25	2,780.50	2
DISTURB THE PEACE	252.30	2,522.97	10
DUI/W DEATH	676.81	2,030.42	3
EXPUNGEMENT	344.00	1,719.99	5
SPEEDING	279.89	1,679.31	6
EXTORTION	520.40	1,561.20	3
FAIL MAINTAIN CONTROL	493.06	1,479.18	3
FORFEITURE	1,239.20	1,239.20	1
NEGLIGENT HOMICIDE	327.88	655.75	2
SHOOT W/N 500 FEET	183.30	549.90	3
RESTITUTION	204.30	408.60	2
FORFEITURE/ORG CRIME	382.55	382.55	1
MISCELLANEOUS	218.70	218.70	1
BRIBERY	214.00	214.00	1
RECIDIVIST	164.00	164.00	1
GAL ADULT	48.75	48.75	1
STATE AVERAGE	775.10	26,570,493.20	34,280

*Includes Supp and Direct Exp.
Average \$1,016.86 without

Appendix B

Public Defender Corporation Statistics



Clara Shortridge Foltz was an American lawyer, the first female lawyer on the West Coast, and the pioneer of the idea of the public defender.

Map

Chairpersons of PDC Boards of Directors

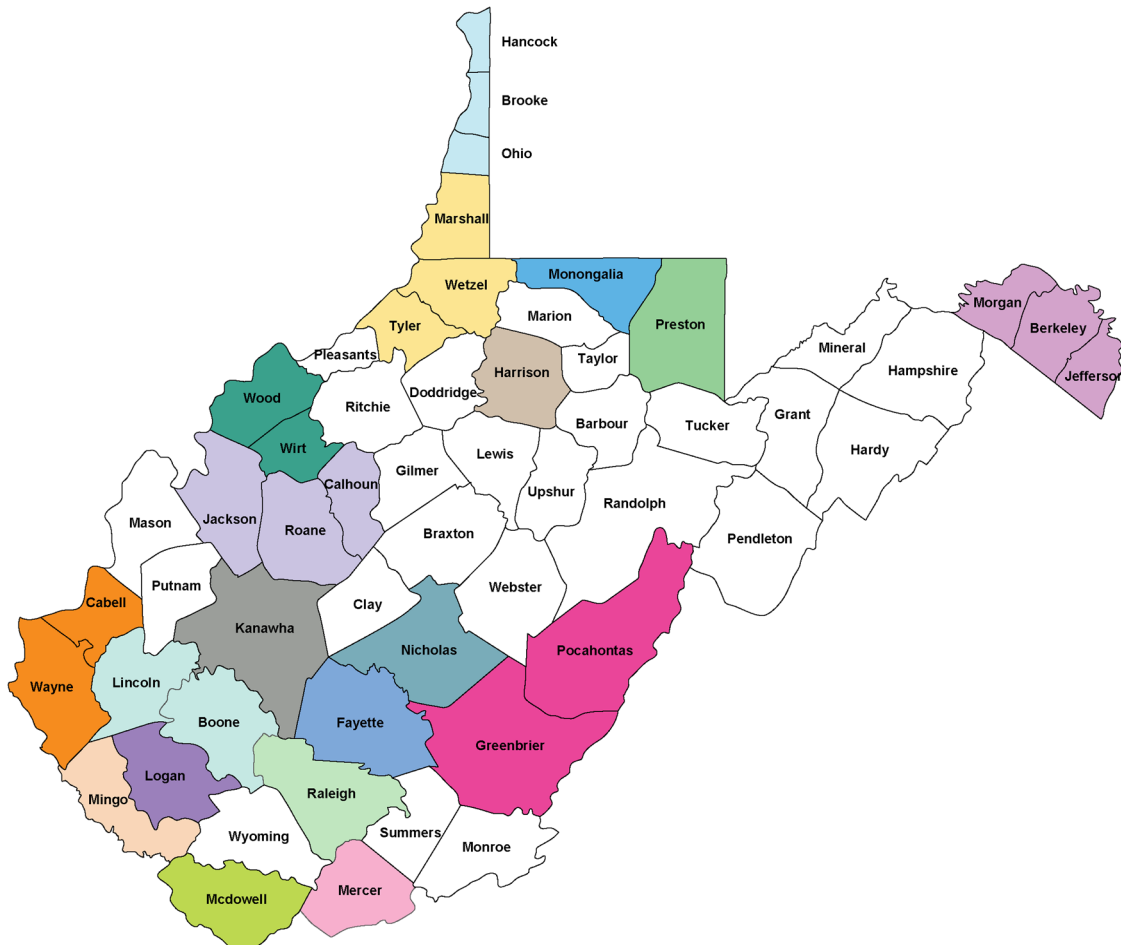
Funding

Attorney Time

Total Cases Closed

PDC Office Narratives

PUBLIC DEFENDER CORPORATION CIRCUITS



West Virginia
Public Defender Corporations (PDCs)
31 Counties Served by 19 PDCs

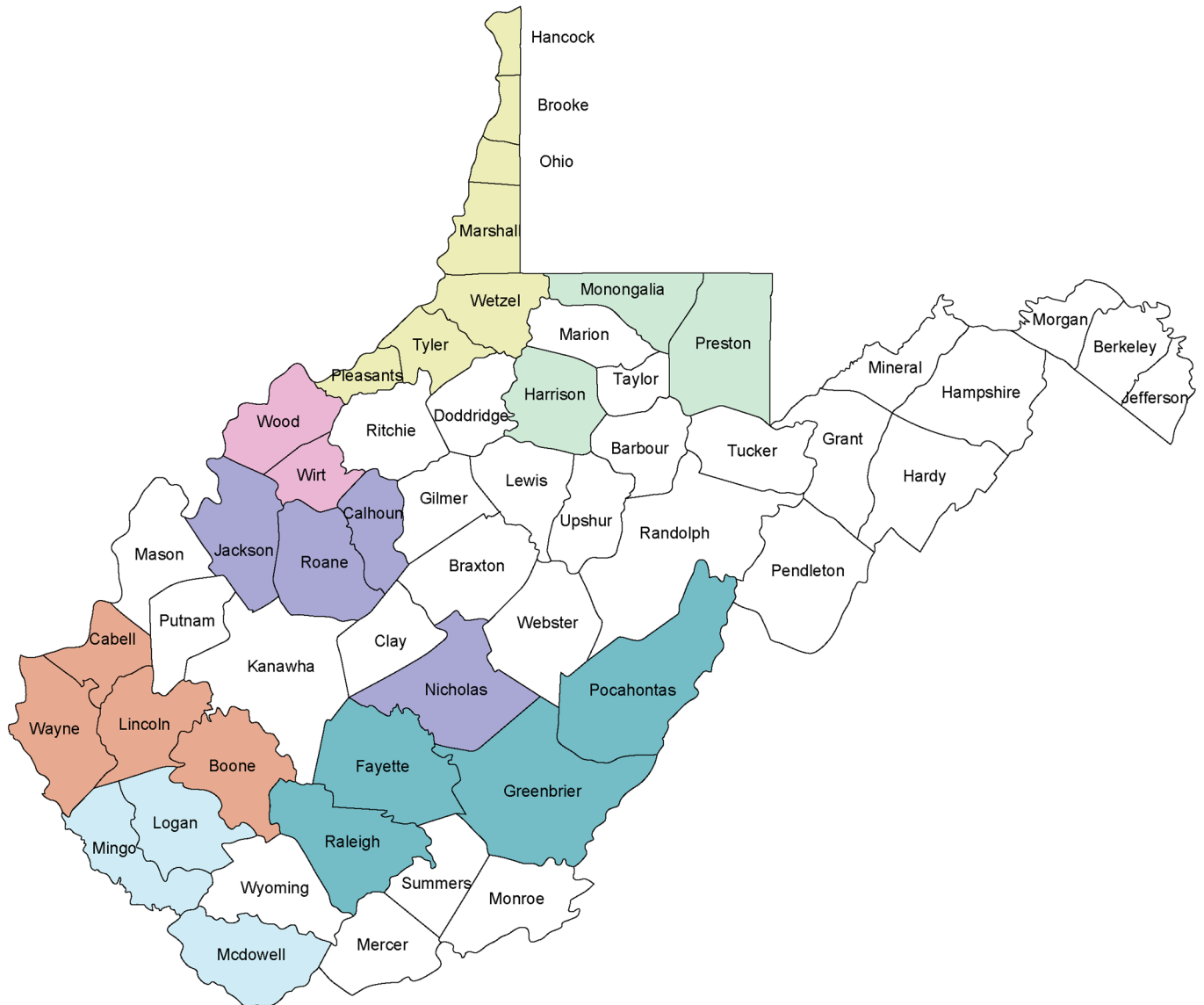


PD CORPORATIONS' BOARD OF DIRECTORS' CHAIRPERSONS

CIRCUIT	COUNTIES	CHAIRS
1 ST	BROOKE HANCOCK OHIO	ERIC FRANKOVITCH, CHAIR WHEELING, WV
2 ND	MARSHALL TYLER WETZEL	VICKI VOORHIS, CHAIR NEW MARTINSVILLE, WV
4 TH	WOOD WIRT	BLAINE MYERS, PARKERSBURG, WV
5 TH	CALHOUN JACKSON ROANE	JEANETTE ATKINSON, CHAIR SPENCER, WV
6 TH /24 TH	CABELL WAYNE	KENNETH HICKS, CHAIR HUNTINGTON, WV
7 TH	LOGAN	MARK HOBBS, CHAIR CHAPMANVILLE, WV
8 TH	MCDOWELL	JOHN "MIKE" CALLAWAY, CHAIR WELCH, WV
9 TH	MERCER	WILLIAM O. HUFFMAN, CHAIR PRINCETON, WV
10 TH	RALEIGH	BENJAMIN HATFIELD, CHAIR CRAB ORCHARD, WV
11 TH	GREENBRIER POCAHONTAS	A. DAVID SMITH, CHAIR RONCEVERTE, WV
12 TH	FAYETTE	CHRIS MOOREHEAD, CHAIR FAYETTEVILLE, WV
13 TH	KANAWHA	LONNIE SIMMONS, CHAIR CHARLESTON, WV
15 TH	HARRISON	GEORGE F. FORDHAM, CHAIR CLARKSBURG, WV
17 TH	MONONGALIA	MICHAEL SIMMS, CHAIR MORGANTOWN, WV
18 TH	PRESTON	KATHY MACE, CHAIR KINGWOOD, WV

CIRCUIT	COUNTIES	CHAIRS
23 RD	BERKELEY JEFFERSON MORGAN	JAMES CRAWFORD III, CHAIR CHARLES TOWN, WV
25 TH	BOONE LINCOLN	JAMES HENSLEY, CHAIR DANVILLE, WV
28 TH	NICHOLAS	GREGORY SPROLES, CHAIR SUMMERSVILLE, WV
30 TH	MINGO	SUSAN PERRY, CHAIR WILLIAMSON, WV

DEDICATED CLIENT RECOVERY RESOURCES IN PUBLIC DEFENDER CORPORATIONS



**SIX RECOVERY COACHES and ONE TREATMENT
COORDINATOR SERVING 27 COUNTIES**

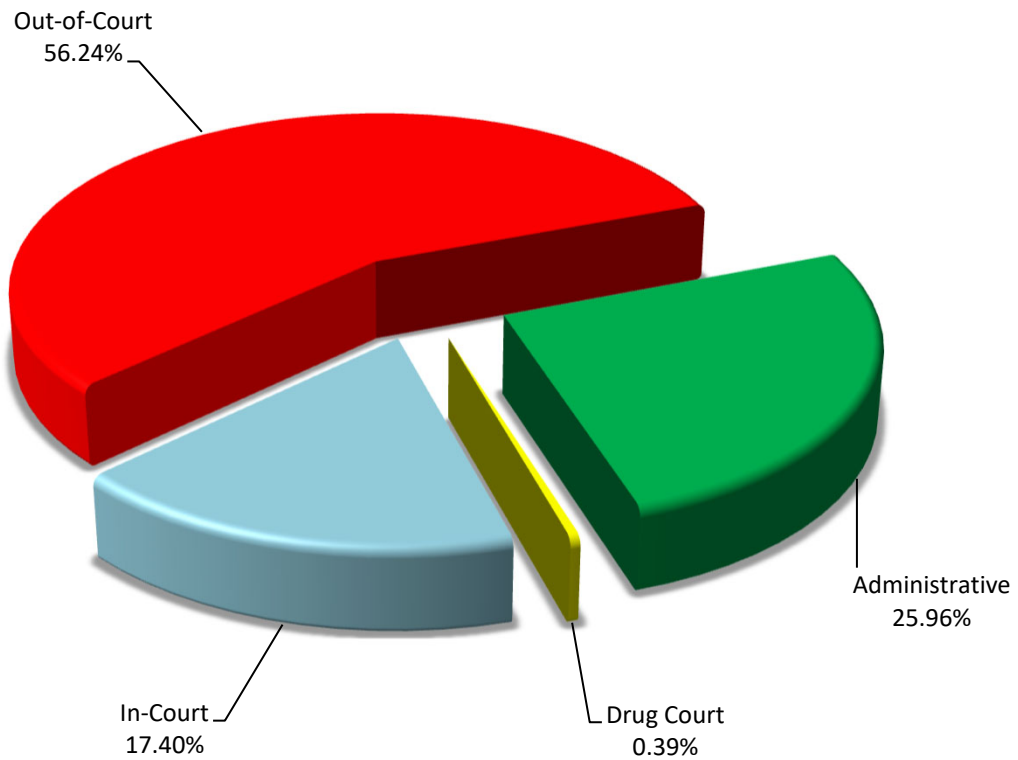
**PUBLIC DEFENDER SERVICES
PUBLIC DEFENDER CORPORATION FUNDING
July 1, 2020 to June 30, 2021**

Circuit	Distributed Contractual Amounts	Total Funds Allocated to Each Circuit	Total PDC Funding
1ST	1,120,721	27,118.83	1,147,839.83
2ND	471,359	12,655.45	484,014.45
4TH	1,398,842	32,542.59	1,431,384.59
5TH	958,613	21,695.06	980,308.06
6TH/24TH	1,748,621	39,774.28	1,788,395.28
7TH	636,857	12,655.45	649,512.45
8TH	447,416	9,039.61	456,455.61
9TH	922,055	23,502.98	945,557.98
10TH	1,217,894	34,350.51	1,252,244.51
11TH	603,137	14,463.37	617,600.37
12TH	557,090	10,847.53	567,937.53
13TH	3,041,888	70,508.95	3,112,396.95
15TH	1,034,051	25,310.90	1,059,361.90
18TH	417,146	9,039.61	426,185.61
23RD	2,602,529	57,853.50	2,660,382.50
25TH	754,313	19,887.14	774,200.14
28TH	333,044	7,231.69	340,275.69
30TH	560,633	16,271.30	576,904.30
TOTALS	18,826,209	444,748.75	19,270,957.75

NOTES: Total funds Allocated to Each Circuit represents funds disbursed by PDS on behalf of the Public Defender Corporations for Legal Research, Auditing Services, Information Technology Services, and Auditor Transaction Fees.

**PUBLIC DEFENDER CORPORATION ATTORNEY TIME
BY IN-COURT/OUT-OF-COURT/ADMINISTRATIVE/DRUG COURT
FY2021**

In-Court	41,625.6
Out-of-Court	134,525.8
Administrative	62,102.8
Drug Court	937.1
TOTAL TIME	239,191.3



**PUBLIC DEFENDER CORPORATIONS ATTORNEY TIME
BY IN-COURT/OUT-OF-COURT/ADMINISTRATION/DRUG COURT
FY2021**

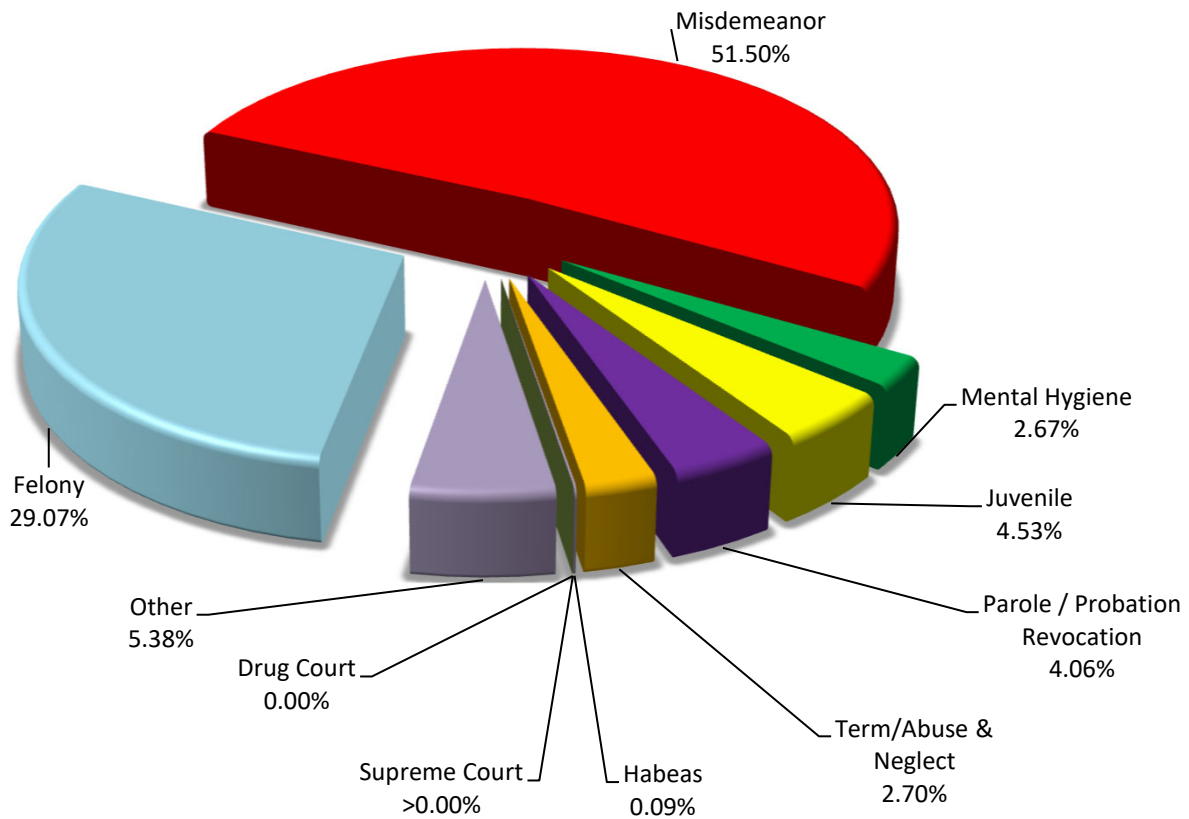
PDC	IN COURT	OUT OF COURT	ADMIN.	DRUG COURT	TOTAL
1st Circuit	1,761.7	10,193.3	2,867.5		14,822.5
2nd Circuit	503.3	4,323.1	1,798.5		6,624.9
4th Circuit	1,566.2	8,752.7	3,722.0		14,040.9
5th Circuit	2,963.2	7,583.0	2,434.6	112.6	13,093.4
6th & 24th Circuits	7,037.4	12,675.7	6,605.9	232.8	26,551.8
7th Circuit	1,085.3	3,527.8	1,488.1	16.3	6,117.5
8th Circuit	637.1	2,192.8	875.6	19.7	3,725.2
9th Circuit	1,609.0	6,510.2	3,029.0	25.8	11,174.0
10th Circuit	2,898.3	5,399.1	4,250.4	32.7	12,580.5
11th Circuit	1,343.2	6,009.5	1,794.3	70.0	9,217.0
12th Circuit	1,643.0	4,848.3	1,442.3	62.2	7,995.8
13th Circuit	6,322.9	24,880.1	14,025.7	138.3	45,367.0
15th Circuit	775.1	2,480.9	2,739.0	13.2	6,008.2
18th Circuit	974.4	3,818.2	1,135.3	33.3	5,961.2
23rd Circuit	6,602.2	19,650.0	8,851.3	-	35,103.5
25th Circuit	1,957.6	6,404.1	2,105.9	56.0	10,523.6
28th Circuit	1,100.1	1,845.2	1,068.3	92.1	4,105.7
30th Circuit	845.6	3,431.8	1,869.1	32.1	6,178.6
PD TOTAL	41,625.6	134,525.8	62,102.8	937.1	239,191.3

PUBLIC DEFENDER CORPORATIONS

TOTAL CASES CLOSED

FY2021

Felony	9,063
Misdemeanor	16,056
Mental Hygiene	833
Juvenile	1,413
Parole / Probation Revocation	1,267
Term/Abuse & Neglect	842
Habeas	27
Supreme Court	-
Drug Court	-
Other	1,678
Total Cases	31,179



**PUBLIC DEFENDER CORPORATIONS
CASES CLOSED BY CASE TYPE
FY2021**

PD Circuit	Felony	Misd.	Mental Hygiene	Juv.	Parole & Prob. Rev	Term/ Abuse & Neglect	Habeas	Supreme Court	Drug Court	Other	TOTAL
1ST	382	1,079	-	58	38	6	-	-	-	172	1,735
2ND	274	456	-	30	118	27	-	-	-	12	917
4TH	680	956	-	43	100	144	6	-	-	75	2,004
5TH	439	472	51	38	61	69	-	-	-	77	1,207
6TH, 24TH	1,368	1,945	1	267	141	7	-	-	-	46	3,775
7TH	389	154	7	24	64	40	1	-	-	147	826
8TH	201	501	28	11	-	25	-	-	-	82	848
9TH	292	941	108	39	79	58	9	-	-	146	1,672
10TH	736	1,101	219	106	217	7	-	-	-	91	2,477
11TH	268	422	12	57	39	37	1	-	-	36	872
12TH	411	441	67	13	23	81	6	-	-	31	1,073
13TH	1,211	3,359	96	310	130	-	-	-	-	118	5,224
15TH	376	675	-	125	78	13	4	-	-	50	1,321
18TH	146	342	19	4	35	3	-	-	-	134	683
23RD	1,162	2,299	143	217	78	198	-	-	-	402	4,499
25TH	264	407	40	46	53	59	-	-	-	4	873
28TH	143	219	18	13	-	68	-	-	-	16	477
30TH	321	287	24	12	13	-	-	-	-	39	696
Total	9,063	16,056	833	1,413	1,267	842	27	-	-	1,678	31,179


Public Defender Corporation for the First Judicial Circuit

Under the direction of our 9-member Board of Directors, the First Judicial Circuit Public Defender Corporation is a client focused non-profit organization operating in the Northern Panhandle of West Virginia. In order to meet the demands of justice in our tri-county circuit, we employ nine full time attorneys representing decades of combined legal experience. Our attorneys are supported through five non-lawyer staff associates and a peer recovery coach. Our attorneys and staff are split among two offices located in Wheeling and Weirton.

Mission Statement

Provide direct representation of indigent citizens accused by the government of crimes against the state. We do this well—*Everyone knows what we bring!* Our secondary mission focuses on preserving the Rule of Law. *Gideon* correctly states that attorneys are not luxuries but necessities. Our profession of law dictates that we are the social trustees for the rule of law. To that end, we aim to use our collective expertise only in the best interests of our clients and society.

Happy Retirement




Of significant note and loss to the Corporation, is the retirement of Keith Hart. Mr. Hart served many years with the First Judicial Circuit in both the Wheeling and Weirton. A true believer in protecting the rights of the indigent, Mr. Hart spent a lifetime challenging injustice and oppression. Mr. Hart's quick wit, courtroom temperament, and sense of justice stand as testament to all our profession holds dear. An incomparable wealth of legal knowledge and experience, Mr. Hart served as both a mentor and a friend. While Mr. Hart's position might be replaced, he remains irreplaceable. We wish Mr. Hart well in retirement.

By the Numbers

In FY 19, our Corporation handled nearly 60% of felony offenses involving indigent persons in the First Judicial Circuit. In addition to other actions such as parole revocations and miscellaneous matters, we represented nearly 86% of misdemeanors and 72% of juvenile cases requiring appointed counsel. Our cost per case remains \$620.85 lower than panel attorneys. These raw numbers provide the best evidence of our cost effectiveness.¹

¹ Source: <https://pds.wv.gov/about/Reports/Documents/FY2019%20-%20Annual%20Report.pdf>

Welcome Home



In January 2021, Public Defender and West Virginia Army National Guard Lieutenant Colonel (LTC) Shayne M. Welling returned to the office following a year long deployment to Baghdad, Iraq as part of the Special Operations Joint Task Force—Operation Inherent Resolve (SOJTF-OIR). During his deployment, LTC Welling served as the legal advisor for the Special Operations Advisory Group (SOAG) working with the Legal and Judicial Directorates of the Iraqi Counter-Terrorism Service (CTS) and the Iraqi Counter Terrorism Command (CTC) during their fight against Da'esh (ISIS).

Community Involvement

To be clear, cost-saving measures are not the true measure of our impact in the community. That honor belongs to the performance of our employees. Our Corporation takes pride in the competent delivery of legal services to our clients. Collectively, our board, attorneys and support staff are the Corporation. Together, we are servants of our profession. We defend the indefensible. When family, friends, and community have abandoned the accused—we humbly stand beside them. We never forget that individual liberty begins with indigent defense.

We are vested in the community. Our employees are military veterans; board members, former elected officials, mentors, youth sport coaches, and community volunteers. Our exclusive focus on criminal defense contributes to the efficient delivery of legal services. Efficiency yields time for our employees to: serve on local boards such as Youth Services Systems (YSS), Community Corrections Program, Wheeling Regatta, and Legal Aid; community activism; Coaching youth basketball and softball programs; participation in community theatre, instructors with the Civilian Police Academy, and service in the West Virginia Army National Guard.

Our dedication to the rule of law shapes our end state—that being our hard earned reputation as an obstacle on the road to tyranny. We remain your quiet guardians of liberty.

Shayne M. Welling
Chief Public Defender

Public Defender Corporation for the Second Judicial Circuit


We.Made.It! Thankfully, the Public Defender Corporation for the Second Judicial Circuit made it through the coronavirus pandemic that lasted through the entire fiscal year. We made it safely and soundly thanks to the collective efforts of all staff, attorneys, and Board members.

First, I would like to thank those who left us between July 1, 2020, and June 30, 2021. Former Assistant Public Defender Jamie Crestfield left us in August 2020, and happily returned to the family of representing the poor and downtrodden when she started working for the 23rd Circuit Public Defender Corporation in May 2021. Her future is bright. We also lost two board members, as one sadly passed away in October 2020 and one became a full time Assistant Prosecuting Attorney in March 2021. We are very grateful for their contributions and hope to have board members of their exceptional integrity and caliber replace them in the near future.



***Kathleen Johnson, Secretary
& Paralegal***


*Photo courtesy of Jenn Galloway,
Office Manager, 2nd PDC*



***Roger Curry, Assistant Public
Defender***

*Photo courtesy of Jenn Galloway,
Office Manager, 2nd PDC*

Second, I want to thank the two Assistant Public Defenders who joined us in August 2020 for their outstanding contributions. Roger Curry joined us after a lengthy career in West Virginia and a brief stay in California, and we are happy to have his wisdom, experience, and kindness. Lynnsie Parsons also joined us that month, first as a paralegal while she waited on her bar examination results and then as an attorney in October 2020 when she was sworn in. Her future is also bright.



Lynnsie Parsons, Assistant Public Defender

*Photo courtesy of Jenn Galloway,
Office Manager, 2nd PDC*

Third, I want to thank our board chairman and remaining board member for their support and guidance. I also want to express my gratitude to Assistant Public Defender Jared Lowe and the entire Clerical Department for their individual and collective efforts the past year on behalf of all of our clients. Mr. Lowe is a very hard working and conscientious attorney, and the results for his clients have been amazing. Our Office Manager Jenn Galloway, paralegal Kathleen Johnson, and Secretary Ian Jackson are all dynamic and whirlwinds that help keep us going where we need to be, which is no small challenge with the three counties that we cover.



Jared Lowe, Assistant Public Defender

*Photo courtesy of Jenn Galloway,
Office Manager, 2nd PDC*



Christina Kestener, Recovery Coach

*Photo courtesy of Jenn Galloway,
Office Manager, 2nd PDC*

Finally, I want to thank the West Virginia University College of Law and West Virginia Public Defender Services for allowing me the privilege of helping dedicated and talented people such as Cindy Stanton, Teresa McCune, and Don Stennett plan and present at the Criminal Law CLE there in September 2020. It was a challenge to help plan and pull off a CLE during a pandemic, with all of the uncertainty surrounding it. However, one thing that the past seventeen months has taught us is that anything is possible when dedicated people put their collective minds and efforts to making something happen, even if it is by Zoom, Skype, or videoconferencing.

Brett M. Ferro, Esq.
Chief Public Defender




Chief Public Defender Brett Ferro

*Photo courtesy of Jenn Galloway,
Office Manager, 2nd PDC*



Office Manager, Jennifer Galloway

*Photo courtesy of Jenn Galloway,
Office Manager, 2nd PDC*



Thomas Jackson, Secretary

*Photo courtesy of Jenn Galloway,
Office Manager, 2nd PDC*

Public Defender Corporation for the Fourth Judicial Circuit

This will be my final contribution to the annual report. In December of 2021, I am wrapping up this phase of my career and I'm moving on, hanging it up, leaving the building (and whatever other cliches for retirement there are).

I have been the first and only Public Defender in the Fourth Circuit since 2015 when I was entrusted by the Board with the task of opening this office for Wood and Wirt Counties, an opportunity for which I am extremely grateful. The Fourth Circuit Public Defender office opened for business on January 1, 2016, over five years ago.

While I had practiced criminal law for many years as a criminal defense attorney and a prosecutor before that, my experience with the public defender system was virtually nonexistent. As a private practitioner, I could pick and choose the criminal cases and the clients I represented. I quickly learned that a Public Defender has no such luxury - only ineligibility for services and the occasional conflict eliminates clients from being represented.

I have now witnessed “public defending” up close and personal. I see it for the difficult and often exhausting and frustrating undertaking that it is. Our clients are not just in trouble and afraid. Some are battling mental illness; others are homeless or trying to get clean and recover from substance use problems. Some can't read or write. Some get angry and lash out. Some are estranged from their families and have no one to talk to or support them, no transportation, and no phone. Many are distrustful of the system and of their lawyer.

Add to that list the economic fallout, the pressures, and the enormous emotional toll the pandemic has inflicted upon everyone since March 2020. To say that it's overwhelming at times hardly begins to scratch the surface and describe the enormity of the job of being a public defender. It's hard to know from day to day who you might encounter, what their particular problems are going to be and what obstacles they are facing, or if that client will take your advice or sabotage their own case as so many do.



PDC4 Team
Photo provided by 4th PDC

It has been quite an education. Even though I had many years of experience in abuse and neglect cases, nothing prepared me for the cases I've handled as a Public Defender. Attending hearing after hearing after hearing and thinking my client might possibly be able to have their kids returned only to have the rug yanked out from under them at the last moment. Then writing briefs for appeals in these cases, submitting wheelbarrow-loads of documents- all it often seems for nothing. That's when I have to repeatedly remind myself how important those hearings and months and years of effort are, even when clients do not prevail. That's because the fight itself matters - it guarantees the existence and continuation of a process that is vitally important not just to our clients, but to our society.

So, I salute public defenders all over West Virginia and the country for battling for the rights of people that many don't think matter. I applaud the good work being done at WV Public Defender Services and thank them for all of their support and help. In my own little part of the world, I salute Brad Frum for his tireless efforts in helping to keep this office running. I thank Joe McFarland for his trial acumen and wisdom, and Hannah West and Nancy McGhee for their caring hearts and spirits. I am grateful to


Shane McCullough for his never-ending hard work, and to Reggie Bailey for his intelligence and legal knowledge. I appreciate the fight that Tim Kiger and Andrew Hilber always put up for their clients. These

eight attorneys are the backbone of this office, working side-by-side helping one another and our clients and I am honored to have worked with each and every one of them. My sincere appreciation also goes out to each and every one of the legal assistants who have worked at PDC4, and most especially to Rozann Wilcox who I first hired in 1993 – what a journey she and I have had.



Miss Trial at Halloween

Photo provided by 4th PDC



Dockat at Halloween

Photo provided by 4th PDC

So farewell, good-bye, and good luck from me and from Dockat and Miss Trial. Yes, the kitties are leaving too!

*It's time to move on, time to get going
What lies ahead, I have no way of knowing
But under my feet, baby, grass is growing
It's time to move on, it's time to get going.
(The late, most great, and beloved Tom Petty).*

Michele Rusen,
Chief Public Defender

Public Defender Corporation for the Fifth Judicial Circuit

Organization's History:

The Public Defender Corporation held its first board meeting on the 31st day of July 1996 and includes the 5th Judicial Circuit of Calhoun, Roane, Jackson, and Mason counties in West Virginia. However, during the process the Mason County Bar brought a lawsuit against the corporation and was granted an injunction for operation in Mason County. At the time, the injunction was not challenged and the corporation along with Public Defender Services made the mutual decision not to litigate the injunction as Public Defender Services and the corporation being in their infancies and it was agreed it was more important to firmly establish the corporation and Public Defender Services generally. To this day the injunction has not been challenged.

Organizational Goals and Objectives:

Our goal is to provide high quality legal assistance to indigent persons who would be otherwise unable to afford adequate legal counsel; to provide legal representation to those who face an economic barrier to adequate legal counsel that will serve the ends of justice in accordance with rights and privileges guaranteed to all citizens by the constitution of the United States of America and the constitution of the state of West Virginia; to make available quality legal assistance that reaffirms the faith of our citizens in our government of laws.

The objective is to protect the ordinary citizen from wrongful conviction and to protect the basic and fundamental rights of all citizens by navigating those individuals charged with crimes through an evolving and complex legal system. A conviction based on sound law and tested facts with competent counsel is rarely overturned by the courts whereby society as a whole is protected by protecting individual rights.

Programs and Services:

Pursuant to W. Va. Code §29-21-8(a)(2) the purpose of a public defender corporation is to provide legal representation in the respective circuits in accordance with the provisions of that article. To that end, we provide appointed counsel in felony, misdemeanor, abuse and neglect, juvenile delinquency, juvenile status offenses, family court contempt when jail is contemplated, and mental hygiene proceedings.

Organizational Structure (board, staff, volunteers):

The Board of Directors is organized pursuant to W. Va. Code §29-21-15 consisting of a chairperson appointed by the Governor, two members from each county in which the corporation operates for a total of seven members. (A lawyer and non-lawyer each from Jackson, Roane, and Calhoun counties with a chairperson from Roane County.)

The board oversees the corporation pursuant to W. Va. Code §29-21-15. The chief public defender reports to the board of directors, each of the assistant public defenders and staff members report to the chief public defender. The chief public defender is ethically responsible for the conduct of the

assistant public defenders and the staff pursuant to Rules 5.1 and 5.3 of the West Virginia Rules of Professional Conduct (2013) for lawyers.

There are currently three office staff members which includes the office manager. In addition, there are seven lawyers which includes the chief public defender.

Kevin Postalwait,
Chief Public Defender

Public Defender Corporation for the Sixth & Twenty-fourth Judicial Circuits

The Public Defender Corporation for the 6th and 24th Judicial Circuits was founded on July 1, 1994. For the first time since inception, words such as “pandemic”, “COVID”, and “quarantine” that were never spoken before were now used on a daily basis. FY 2021 proved to be a challenge like no other. New rules and protocols within the office were established to try and keep each other safe from the virus. Like everyone else, we struggled to represent individuals in a court system that was also learning how to deal with the pandemic. Attorneys working from home while the court conducted hearings via Zoom or other virtual platform, became the new normal. It was a learning curve that at times proved difficult, but also brought us together to work harder as a team. It was definitely a learn as you go experience.

During the fiscal year, the Huntington office closed 3,083 cases. Of those, 1,100 were felonies and 1,663 were misdemeanors. The Wayne office closed 755 cases. Of those, 297 were felonies and 314 were misdemeanors. There are 11 attorneys and 5 support staff in the Huntington office, and in Wayne, 3 attorneys and 1 support staff. Our felony case load continues to climb due in large part to the number of drug and drug related cases. Recovery Coach Mallory Sutphin has been instrumental in relieving some of the pressure associated with helping our clients who are addicted to drugs get into recovery programs. Numerous programs and facilities continue to open in the City of Huntington and the surrounding area to combat and overcome the overwhelming drug epidemic crisis. Our offices continue to be active in the Adult Drug Court as well as the Day Report Center Bond Review Committee in both counties.

Even during this unprecedented time, the Public Defender Corporation for the 6th and 24th Circuits strives to provide quality representation for our clients. Historically, our district continues to be one of the leading Public Defender offices in cost effective representation.

We also welcomed two new attorneys to the Huntington office: Brittany Dolan and Annelie Stallings. Brittany came to us fresh out of law school. She successfully passed the Bar Exam on her first try and officially become an Assistant Public Defender. Brittany graduated from WVU and interned for the Honorable William Hare at the Beaver County Courthouse, as well as a Sprouse Fellow at the Harrison County Public Defender’s office. She hit the ground running and soon became an invaluable team member.

Annelie Stallings came to work for us in October, 2020, to fill a vacant position left by PD veteran Russ Cook. Annelie graduated Magna Cum Laude from the Louisville Brandeis School of Law, and received the CALI award for highest grade in Professional Responsibility. She is licensed to practice law in the States of West Virginia and Kentucky. Annelie served in the US Army National Guard as a Healthcare Specialist/Combat Medic, and Aviation Operations Specialist from 2003-2008. She was an Honor Graduate in the Combat Medical Course, and a Distinguished Graduate in the Aviation Operations Specialist Class. We are honored to have Annelie as a member of our Team.

A shining light during the FY 2021 fiscal year was the Legislative approval for much needed and deserved raises for all of the Public Defender Corporations. Special thanks to Ronni Sheets, Chief Public Defender for the 13th Judicial Circuit for her hard work and non-stop efforts in getting this accomplished.

Although FY 2021 proved to be a challenging year and tested us in ways we never thought possible, I am proud of our staff for rising to the challenge and working together as a team.

Brent Walters
Chief Public Defender

Public Defender Corporation for the Seventh Judicial Circuit²

The Public Defender's Office for the Seventh Judicial Circuit-Logan County was successful in protecting the constitutional rights of our clients during some unusually hard times in the 2021 fiscal year. We opened and closed a lot of cases but more importantly we helped save the lives of clients while simultaneously protecting their rights.

It was a year of rotating between in person and Microsoft Teams/Video Hearings which brought unique hurdles. We also believe we were and are helping to put newer programs into place that will help save the lives of our clients and ultimately help West Virginia as a whole deal with the deadly substance use disorder/drug addiction epidemic. Fentanyl and Meth have made our jobs more difficult than ever, but we have faced the challenge with the help of Public Defender Services and various organizations that are rising to help people who have been stricken with substance use disorder.

7TH CIRCUIT TEAM: A Small Office with a Highly Qualified Team

DWAYNE ADKINS, Chief Public Defender

Dwayne has been the Chief Public Defender for the Seventh Circuit (Logan County) since 2005. He currently is a member of the Southern Regional Day Report Centers Board of Directors, covering Logan, Lincoln, Boone, and Mingo counties. He is the representative for defense attorneys on the Drug Court Team for Logan County. Outside of work-related roles, Dwayne is also on the Logan Library Board and is interested in promoting literacy programs and programs for youth. He is also actively involved with the local swim team where he can act as an official or starter and gets involved in fund raising for the REC Center Team.

GERALD MERCERUIO, Assistant Public Defender

Gerald is one of the most senior assistant public defenders in the state and has been part of our office since 1991. He remains a very skilled attorney and is effective at dissecting difficult legal issues in cases. He covers a plethora of types of cases and has quickly adapted to new technology that is very necessary for the practice of criminal law in the new era.

ROBERT EVANS, Assistant Public Defender

Robert began his public defense journey when he interned with us for two summers during law school. After graduating from Appalachian School of Law he joined the Appellate Division at Public Defender Services before returning to our team as our newest assistant public defender. His writing and research skills go hand in hand with his litigation skills and we are happy he chose to come home to us. He handles all types of cases and has quickly become well respected by the local bar and court personnel. Robert is our representative on Family Treatment Court and Teen Drug Court. We are excited to see Robert's continued growth as he represents the qualities needed to shape the future of the public defender system.

CAROL BOOTH, Office Administrator

Referring to Carol as the "Administrative Right Hand" is not an exaggeration. She is the go-to

²Pictures provided by 7th PDC

person for computer problems, filing problems, and steps up to volunteer whenever teams are put together in Charleston to review possible new programs and ideas. She has been an administrative assistant since 1997 and has been the office administrator since 2005. She helps train new staff including new attorneys and plays a crucial role in being the initial contact person between the many offices with which we must do business like our accountant, bank, and Board of Directors.

PAMELA ESPOSITO, Administrative Assistant

Pam has been with the office since 2005. She primarily assists Gerald but is always happy to get involved and help everyone who needs it. Her experience, skill, and sunny personality are a big help in dealing with difficult clients and issues. She continues to work hard at the daily grind of keeping schedules straight and opening and closing cases and typing tons of documents for the lawyers.

CRYSTAL CANTERBURY, Administrative Assistant

Crystal is our newest administrative assistant, but she has very quickly adapted to our office. She has proven to have fantastic organizational skills and an aggressive “get things done attitude”. She has great people skills and quickly adapts to dealing with difficult family members who often call our office. She has been of great help in keeping everyone on task and everyone making meetings and hearings and deadlines on time as she is very calendar conscious.

TYSON COMPTON, Recovery Coach

We share a Recovery Coach with Mingo County. Tyson has proven that the Recovery Coach program saves lives. He plays a central role in getting our clients into both inpatient and outpatient treatment including emergency treatment when needed. I have personally been involved in many cases where I believe it is undeniable that he saved the life of the client he was working with. The data cannot possibly reflect what that means and the significance of his contribution. We hope that the program can be expanded so that each PDC has a recovery coach dedicated solely to that office’s clients.

ACHIEVEMENTS DURING THE FISCAL YEAR

We opened 828 cases, including 396 Felonies; 144 Misdemeanor; 15 Juvenile; 63 Parole/Probation Revocations; 41 Termination Abuse; 6 Mental Hygiene; 3 Habeas Sup Court; 160 Other.

We closed 827 cases, including 389 Felonies; 154 Misdemeanor; 24 Juvenile; 65 Parole/Probation Revocations; 40 Termination Abuse; 7 Mental Hygiene; 1 Habeas Sup Court; 147 Other.

This was doing a period of lockdown to no-lockdown and the statistics do not adequately represent what we do. We protect the constitutional rights of our clients in the traditional way that a good criminal defense lawyer does, but we also now are directly involved in saving the lives of our clients who are severely addicted and that is day to day operations. It is not an exaggeration to say that we acquire multiple treatment beds for clients every week. This takes a team effort as lawyers must get things approved in Court and the Recovery Coach and Secretaries must get the information the lawyer needs to present to the Judges and sometimes Magistrates.

It is also important to note that during the various stages of the Covid 19 Pandemic we made certain our clients Rights to various hearings were maintained and timely kept. We used the video communications system to speed the process up and in certain appropriate situations we made certain that hearings occurred in person.

CONSISTENT COMMUNITY INVOLVEMENT

Our Staff continues to contribute to the Logan County Community ranging from helping youth athletic programs and libraries to being active Church members and helping abused and neglected animals.

While we are proud of our work in the Public Defender's Office, we also like to be active in our community. Examples include but are not limited to my participation on the Library Board and involvement with to the Logan County Swim Team, Pam's participation in the "Paw Squad" animal rescue group, Crystal's involvement with Logan High's baseball team

The Logan County Rec Center Swim Team recruits young kids throughout the County to participate on a Swim Team that covers ages from 4 to 18. The Swim Team travels and is part of U.S.A. swimming. Dwayne participates by helping be a "starter" and sometimes assisting in being a "referee" and by helping with Fund Raising Efforts getting community leaders involved.

"Paw Squad" is a very functional animal rescue organization with contacts across the United States. The number of animals that have been saved by their efforts is amazing. They find new homes, foster homes, get vet care, and transport to other states. Pam Esposito and her husband have been central member so that group and they get community help including help of other member of our office from time to time.

Athletics is a big part of Logan County, and our office has been part of that community over the years. Currently Crystal is the most active member of that community as her son is an athlete at Logan High. As anyone who deals with children's sports know there must be consistent involvement of adults to make those programs work and Crystal is a big part of that community from working concessions and clean up to fund raisers.

Our local Logan Library is an important part of the community as it provides not only access to hard books but electronic information and all that comes with it. The library also has many programs for kids and adults, from reading programs to art programs. Dwayne has been an active member of their Board of Directors

This was just a snapshot of community involvement and some examples. Our staff have all been active members of the Logan County Community and varying levels throughout the years. With our current staff and team that will only increase going forward.

COMMUNITY PARTNERS AND HELP FROM UNEXPECTED PLACES

A narrative about the fiscal year does not seem complete without noting our community partners and help that we got through the year.

COMMUNITY PARTNERS

Public Defender Services has been of great help to us in the trying times of COVID and the ever-growing Drug Addiction/Substance Use Disorder Epidemic. Mr. Eddy and his team including but not limited to Jonathan, Jessica, and Stephanie made themselves available to us for questions and concerns during the unusual times and normal times. Without the support and help of Public Defender Services these jobs would be so much more difficult than they are. Help with services for our clients and organizational and financial questions were always timely pursued by their office.

The Day Report Center has provided an umbrella of services for our clients that are really such an improvement from that past when such services were not available. From Drug Court, Teen Drug Court, Family Treatment Court, and Fresh Start the services to our clients that help keep them out of prison and the grave have been tremendous.

There are too many substance abuse facilities both outpatient and inpatient that have helped us to name them all, but names like Union Mission, Recovery Point, Pretera, Anchor Point, Anchor Project, and HAWC instantly come to mind. Without them, many of our clients would be in jail, prison, or dead.

HELP FROM UNEXPECTED PLACES

A Regional Jail would certainly qualify as an unexpected place to get a compliment from a Public Defender. However, I would also like to note that our Regional Jail the Southwestern Regional Jail and Correctional Center was extremely helpful in providing access to our clients during the COVID periods by either giving in person, no contact, or video. They did these things for us on very little notice. While I may complain next week about something I believe they did not do properly, it is very appropriate for me to compliment them on the access to client's issue as that was not the experience everywhere that we dealt with as we have clients in other facilities throughout this State and even occasionally in other states and federal facilities.

CHANGES AND THE FUTURE

This year we saw the retirement of Don McDaniel our Ivy League Graduate and the departure of Ashley Cochrane who is now an assistant prosecuting attorney. We saw the addition of Robert Evans and the increasing involvement of our recovery coach and the beginnings of a shared social worker program. As our treatment programs grow our active involvement in these programs will increase. We must remain committed to opening new doors for our clients so that the prison doors do not close behind them.

Dwayne Adkins,
Chief Public Defender

Public Defender Corporation for the Eighth Judicial Circuit

The 8th Judicial Public Defender Corporation opened in 1990. The office currently has a staff of three attorneys, one secretary, and an office manager. Our office handles felonies, misdemeanors, juveniles in various proceedings, and parents in most abuse and neglect cases. McDowell County has two Circuit Court Judges and three magistrates. Our office is located at 8 Wyoming St., Ste 101, Welch, West Virginia.

Floyd A. Anderson, Chief Public Defender

A lifelong resident of McDowell County, having earned his degree in Psychology from WVU in 1989, and his law degree from Southern University Law Center in 1992. Became a member of the WV State Bar in 1994. Floyd joined the Public Defender Corporation in January 1995 and in 1998 was promoted to Chief Public Defender. He also remains active in the local community.

Marcia L. Hebb, Assistant Public Defender

West Virginia native that has made a permanent home in McDowell County. Marcia joined our office two years ago and zealously represented each of her clients and is a valuable member of our team. She served in the US Army after high school and graduated from law school in Michigan in 1996.

Alex Mascioli, Assistant Public Defender

The newest member to join our office, Alex is a recent graduate of WVU and is anxiously awaiting the results of the July bar exam and is excited to begin representing clients.

Kimberly Cox, Office Manager

Kim has been a great asset to our office. She manages the attendance/leave records, verifies funding, bills/invoices, payroll and a myriad of secretarial duties.

Lori Cox, Secretary

Lori is the newer asset to our office. She has great people skills and has quickly adapted to all tasks assigned to her, as well as the ever-changing daily challenges.

The office continues to work diligently to defend the indigent population of our county.

Floyd Anderson,
Chief Public Defender

Public Defender Corporation for the Ninth Judicial Circuit

The Public Defender Corporation for the Ninth Judicial Circuit recently celebrated 30 years of operation. The office consists of seven attorneys and six support staff. The employees should all be commended for their efforts to maintain stability while dealing with COVID-related issues. When the courts reopened our attorneys participated in hearings remotely and in person, including mental hygiene hearings in area hospitals. The office has continued to faithfully serve our clients throughout this difficult time.

Mercer County has three Circuit Court Judges, five Magistrates, and two Municipal Courts. Our office represents indigent defendants charged with felonies and misdemeanors, which a sentence of incarceration may be imposed. We represent juveniles in delinquency, truancy, and status offender cases; and primarily parents in child abuse and neglect matters. The office consistently maintains one of the highest abuse and neglect caseloads.



PDC 9th Circuit Attorneys

Back row (L to R): Patrick Erickson Jr, Ruperto Dumapit, Tracy Burks, John Byrd, Gerald Linkous.

Front row (L to R): Natalie Hager, Caitlin Flanagan-Morgan.

Photo provided by 9th PDC

We welcomed attorney, Patrick Erickson Jr and receptionist, Mandy Thornton to our staff. Cynthia Dunn transitioned to office manager. Denise Campbell retired after serving as office manager for 19 years. Denise will be greatly missed and is appreciated for her years of dedication to our office. Our office was one of the first to participate in a jury trial upon the courts reopening on a full-time basis. Robbie Dumapit obtained an acquittal regarding a multiple count sexual assault case.



PDC 9th Circuit Core Staff

Back row (L to R): Mandy Thornton, Jaime Arnold, Cynthia Dunn.

Front row (L to R): Sheila Beggs, Rebecca Powers, Jessica Jones

Photo provided by 9th PDC

The office continues to employ deferred adjudications and pretrial diversions, as well as obtaining dismissals for many cases. Our circuit has been diligent in utilizing Drug Court and inpatient treatment to combat the ongoing drug epidemic. Jaime Arnold is the inpatient treatment coordinator in our office.

The attorneys serve on both the Adult and Juvenile Drug Courts. We also serve on the Southern Regional Community Criminal Justice Board which oversees the operations of the Day Report Center.

Our office will continue to be steadfast in representing the indigent citizens of Mercer County.

Tracy Burkes,
Chief Public Defender

Public Defender Corporation for the Tenth Judicial Circuit

Under the direction of our five-member Board of Directors, the Tenth Judicial Circuit Public Defender Corporation is a client focused non-profit corporation operating in the southern coalfields of West Virginia. Founded in 1989 it is one of the oldest Public Defender Corporations in the State of West Virginia. Our office represents clients before the four judges and five magistrates in Raleigh County. We also represent clients before three mental hygiene commissioners and the State of West Virginia Parole Board due to our proximity to the Southern Regional Jail. We employ nine attorneys, and eight non-attorney staff members.

Change at the Top

During this fiscal year, we said goodbye to former Chief Public Defender, Wilbert A. Payne as he celebrated his well-deserved retirement in April of 2021. That same month, our Board of Directors named Stacey L. Fragile, as Chief Public Defender. We also hired Mackenzie C. Hardin as an assistant public defender. Mackenzie joins Kris N. Kostenko, Robert D. Goldberg, Joshua D. Brown and Benjamin J. Olsen. At the close of the Fiscal Year our office had three vacancies for assistant public defenders. Two of those vacancies are filled by Madison Birchfield and Oliver Keene, who are practicing under Rule 10 Licenses as we anxiously await their Bar Examination results. Combined our attorneys have over 80 years of experience in the practice of law. Further, prior to joining this office, our attorneys worked in state government as agency heads and assistant prosecutors, as private panel attorneys, as civil defense attorneys, as plaintiff's attorneys, and as in-house counsel for large private corporations.

Core Staff Superstars

Our core staff is the grease that keeps the gears of the office running smoothly. Kelsey Almond and Theresa Jordan are our current legal assistants, while Reagan Stewart is our receptionist, Alice McClure is our case coordinator, and Lou Briguglio fills the all-important role of bookkeeper and office technology manager. Our office currently has vacancies for one legal assistant and a peer recovery coach.

By the Numbers

In FY2021, even in the middle of a pandemic and a partial court shutdown, we opened 2,567 cases and we closed 2,477 cases. Of that number, 735 were felonies, 1,101 were misdemeanors, 220 were mental hygiene matters, 106 were juvenile matters, 150 were parole revocation matters, 67 were probation revocation matters, 7 were abuse and neglect cases, and 91 "other" cases. Each attorney handled an average of 297 cases last fiscal year. Heading into FY 2022, our office has an open case load of 1,779 as of June 30, 2021.

Each of these cases represents someone's mother, father, sister, brother, son, or daughter and we work every day to ensure that our clients feel like more than just a name or number.

While these numbers are more than the American Bar Associations recommendations, the attorneys of the 10th work diligently to represent each client equally and to the absolute best of our ability. Our entire office works together, and all members have an open-door policy for collaboration and support. When trial time comes, it is all hands-on deck at this office with

everyone offering support, encouragement, or just a friendly ear to vent the day's frustrations.

Community Involvement

At this office we believe in giving back to the community because we not only work in Raleigh County, the majority of us live here with our families. To that end, our office members volunteer with many organizations including Girl Scouts, youth sports, community corrections, prevention coalitions, afterschool programs, WV Indigent Defense Commission, and local dance companies. On any given day you can find one of our members out in the community giving back and working to make the places where we live and work a better place.

Further, our Chief Public Defender meets weekly with one circuit court judge, a representative from the county prosecutor's office, representatives from the county commission, LEAD, veteran's affairs, and the day report center in an effort to assist our clients even further by taking steps to release them from pre-trial incarceration and working to reduce the county jail bill so that the money that would be used to pay for pre-trial incarceration can instead be put to use on other community initiatives by the county commission.

Conclusion

While the job of a public defender is not a glamorous one and will likely never lead to fame or fortune, those who have committed themselves to defending the rights of those who are less fortunate than us deserve far more recognition and remuneration that they will ever receive. The attorneys and staff of the 10th PDC it will continue to fight the good fight while ensuring that the rights of our indigent community members are protected from those who would seek to take those rights.

Stacey Fragile,
Chief Public Defender

Public Defender Corporation for the Eleventh Judicial Circuit

FY21 has been the most challenging year yet for our office. We have continued to serve our clients throughout the Covid-19 pandemic and a period of rapid change in the legal system. The office did transition to work from home during the height of the pandemic, but due to the staff's dedication and adherence to the safety protocols was never closed or quarantined. One of the changes was the shift to remote court conducted through Microsoft Teams. The office was able to obtain a subscription to Teams (as well as other Microsoft services) at no cost through a donation from Microsoft. This has allowed us to acclimate clients to the Teams environment prior to hearings as well as have video meetings with clients.

In addition to adding Teams, we switched to a cloud-based phone system which allows clients to call the office and be connected to their attorney (or a staff member) regardless of the attorney's location. The cloud-based system also resulted in an increase in efficiency by allowing one staff member serve as the receptionist for both offices (Lewisburg and Marlinton). As challenging as the last two years have been, these changes will allow us to be more prepared for the future and better serve our clients in the present.

The attorneys and staff are:

Joshua L. Edwards, Chief Public Defender

Joshua Edwards has been the Chief Public Defender in the 11th Judicial Circuit since 2011. Prior to his appointment as Chief Public Defender, Mr. Edwards served as the Deputy Chief Defender and an Assistant Public Defender assigned to Pocahontas County. In addition to managing the office and supervising the seven other staff members, Mr. Edwards maintains a full caseload. He is currently covering all Pocahontas County cases as well as focusing on Juvenile Cases in Greenbrier County. Mr. Edwards also assist the other attorneys in serious felonies and handles post-conviction remedies. Mr. Edwards is a frequent presenter at continuing legal education classes and presented this year at the West Virginia Criminal Justice Reform Summit on Juvenile Justice.

Mr. Edwards believes in public service and feels privileged to serve his community everyday through his efforts as a Public Defender. Additionally, Mr. Edwards serves on the Community Corrections Board for Greenbrier County and frequently contributes to efforts to improve the legal system. He just completed a term as a member of the City of Lewisburg's City Council and currently serves on the City's Parks Commission.

Mr. Edwards sought appointment to the Parks Commission after having become heavily involved in the local mountain biking community through the Greenbrier County Hellbenders Youth Mountain Bike Team which he helped to found. The team serves as the local chapter of the West Virginia Interscholastic Cycling League and allows 6th to 12th graders to compete in races against teams from across West Virginia. Mr. Edwards serves as a coach as well as a member of the leadership team. He is also active in efforts to spur economic development in the area through the development of recreational trails.

Mr. Edwards is a past member of the Lewisburg United Methodist Church Trustees, the Board of Greenbrier United Soccer Association and has coached both youth soccer and basketball in

addition to mountain biking. He has a wonderful wife Lara and has three boys who keep them both running.

Dewitt W. Daniell, Deputy Public Defender

Mr. Daniell has been a Public Defender since 1996 serving first in Raleigh County and then the 11th Judicial Circuit. In addition, to his caseload, Mr. Daniell also participates as a member of the Community Corrections Advisory Board that oversees the Day Report and Drug Court programs in Greenbrier County. As a former schoolteacher, he remains interested in education and has visited Greenbrier East High School on numerous occasions to present programs related to his experience as a public defender to students. Beyond his work-related activities, Mr. Daniell is a musician; he plays the banjo in a traditional bluegrass band and often lends his talent to charitable causes in his community. He has played at the Lewisburg United Methodist Church on numerous occasions, Pocahontas County Community Centers, WellSpring of Greenbrier County, and numerous fundraising events throughout southeastern West Virginia. Mr. Daniell is the recipient of the 2012 Dambro Award as the Outstanding West Virginia Public Defender.

Steve K. Paragamian, Assistant Defender

Mr. Paragamian is approaching retirement and is grateful for the opportunity to serve as an assistant Public Defender for 20 years, in Logan and in Greenbrier Counties. He particularly enjoyed sitting in on Drug Court, as well as working often in Magistrate Court, working with persons on the thin edge of legal and personal problems. In retirement, Mr. Paragamian hopes to keep active with volunteer work, buy a house locally, and finally take the time to write some short stories. Steve noted, “It has been one of the better times of my life, working on the front lines where the problems are, and sometimes being able to solve a few. I also enjoyed biking and hiking a bit, getting to know southern West Virginia”.

Martha J. Fleshman, Assistant Defender

Martha J. Fleshman joined the office in August 2020, after having spent 20 years as an attorney in private practice, serving four of those years as an Assistant Prosecuting Attorney in neighboring Monroe County, and seven months as a Magistrate in Greenbrier County. Martha was on the Community Corrections Board and a member of the Drug Court Treatment Team for Monroe and Summers counties for six years. She also served as Mental Hygiene Commissioner in Monroe and Summers for five years and as backup in Greenbrier County for seven years.

Previously, Martha divided her practice between family law, estate planning, and criminal law. However, for the past seven years, Martha has concentrated her practice on criminal defense, abuse and neglect, and juvenile matters. In our office, she primarily covers felony and abuse and neglect matters. Martha believes that everyone deserves the protections of the law, including her clients who have been accused of committing a crime, and she works diligently to obtain the best possible resolution for every client. She is especially passionate about working with her juvenile clients and was recently invited to the high school graduation of one client and has been asked to attend football games of another.

Martha has one daughter, Taylor Carter, who is in graduate school in Florence, AL, and who Martha states is the best part of her life, even though they are separated by many miles. Martha sings with Greenbrier Valley Chorale, Treble n' Bass, and various church cantatas and special concerts. She also serves as the secretary for the beef cattle shows at the WV State Fair.

Yvette Shafer, Office Manager

Yvette started with the Public Defender Corporation as a secretary in 2009 and attained the Office Manager position in 2011. The last 10 years have gone by quickly with many changes and tasks achieved to help keep the office running in an ever-changing world.

Outside of the office she is active in her church and community. Yvette serves as a church representative on many levels, including state and national. Starting in 2022 she will be the West Virginia Baptist Convention representative on the General Board of International Ministries. She will retire in October 2021 and continue her work in the mission field, at home and abroad. The core focus of her retirement is looking forward to being able to spend more time with family.

Yvette is currently working with a group at Shuck Memorial Baptist Church to improve and grow the services offered with The Life Recovery Program that was officially started in October 2019. It focuses on addressing the struggles with addictions, struggles in life, depression, and anxieties to name a few. With the ability to have Zoom Meetings the weekly gathering was only cancelled once since inception due to a power outage. The group continues to grow in their capacity to understand the needs and how to best serve the people dealing with addictions.

Lois Airgood, Secretary

Lois has been with the Public Defender Corporation since 2015. She previously worked as a legal assistant for a private practitioner working with social security and black lung cases. Lois works in the Greenbrier County Office but commutes from Pocahontas County. Lois also had a variety of careers prior to joining the Public Defender Corporation. She worked as a computer consultant for MCI telecommunications, the United States Supreme Court, and the Georgia Supreme Court. Lois also ran a small computer support firm, Evergreen Apps and was the owner operator of Yew Mountain Lodge in Hillsboro, West Virginia. She has also served as a volunteer music instructor for the Hillsboro Elementary School.

Melissa Nelson, Secretary

Melissa is brand new to our office. She just joined us in June 2021, having previously worked as an Office Manager for a real estate company at Snowshoe Mountain. Melissa also held various positions within Snowshoe Mountain prior to joining us, including Group Billing Coordinator, Building Manager, and General Manager of Hospitality. Outside of the office, Melissa is a wife and mother of two children who keep her on her toes. She serves as a coach for the Pocahontas County Soccer League as well as the Green Bank Middle School basketball team. "I'm still learning the ropes but feel I have conquered a lot in my short time with the Corporation".

Joshua Edwards,
Chief Public Defender

Public Defender Corporation for the Twelfth Judicial Circuit

When considering the narrative for this year my first thought was to write about the WONDERFUL addition to our office, Kate Arritt. However, this has been such a troubling year, it didn't feel right.

I considered that the purpose of the narrative is to outline the work we do as part of our employment and the community activities we engage in as active citizens. This year we saw the implementation of TEEN COURT, which E. Scott Stanton has taken on for our office and Family Treatment Court which I handle. The opportunities to participate in Community activities were limited and although some did occur, so, that didn't feel right either.

Then I thought about having our pets do the narrative. Scott and I own cats; the rest of the office are dog owners. I pictured adding heartwarming pictures of pets enjoying the extra time with their person, maybe sitting on files or being seen during TEAMS hearings. The pets declined, they didn't like this past year either, it was too tense and their owners were too stressed.

So why was it so tense and stressful?

Obviously COVID changed how our workload was handled. Hearings were held by video which added stress because we were not with our clients, making it impossible to discreetly communicate with them during hearings. Jail and prison visits were limited and when available were 'no contact', making it difficult to review discovery with clients or even have them sign paperwork. Multidisciplinary team meetings were held by telephone, making it impossible to gauge a client's non-verbal behaviors.

COVID also compressed our case load. For a period, jury trials just were not possible so those cases which could not be easily resolved got backed up. Then, because the May 2020 Grand Jury met a month late, there was less time to resolve cases within the term of court leading to many carryovers. The next Grand Jury met timely but because of the carryovers there were a stressful number of cases that needed to be worked toward resolution. The next Grand Jury was once again delayed. It became a vicious cycle.

COVID limited the services we could get for our clients. Parents in Abuse and Neglect actions for could only 'see' their children on video for long periods of time. When visits did start, our clients had to be masked and remain at least six feet from their children. Parenting and Adult Life skill services were done by telephone. AA and NA meetings were done online. Clients who needed in-patient care for substance abuse were delayed because various centers were locked down for being COVID positive. If a client was fortunate enough to obtain a bed in a treatment facility, they had to spend two weeks in quarantine.

COVID put our own health and the health of our loved ones at risk. We have to meet with our clients, we have to go into jails and prisons, we have to visit juvenile facilities and

treatment centers. We were quarantined. Three of us were positive at once. Members of our families were quarantined. This not only had a real impact on our lives, but also impacted clients. We can't represent clients when we're down with COVID.

Sadly, at least one client suffered the ultimate direct impact of COVID when they died while in custody. It also indirectly led to the death of many clients. I am finishing this narrative on International Overdose Awareness Day. The isolation of COVID (and the interruption of services it caused) contributed to many clients overdosing.

It tears at us when any case is dismissed because the 'client died.'

Nancy Fraley
Chief Public Defender

Public Defender Corporation for the Thirteenth Judicial Circuit

Having opened in 1989, the Kanawha County Public Defender Office has spent close to thirty-two years providing high quality legal representation to indigent persons charged with crimes in Kanawha County by protecting their freedoms and rights, zealously advocating for their liberty, and promoting the fair administration of justice.

The office currently employs twenty-three fulltime lawyers and one part-time senior counsel. The core staff consists of fifteen regular full-time employees and one SWIFT defense social worker, who provides intervention for women impacted by the

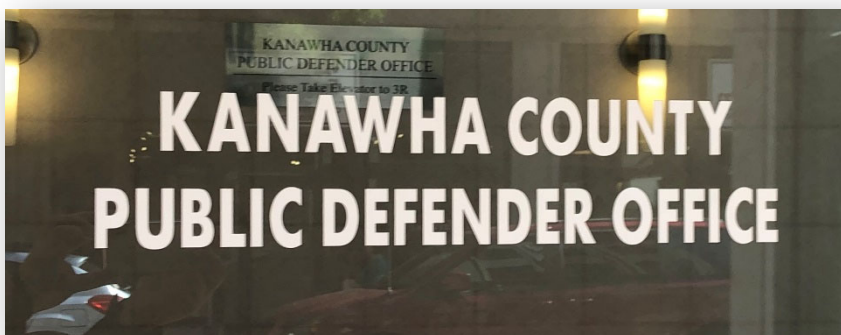


Photo provided by 13th PDC

criminal justice system. The office appears in Charleston and South Charleston Municipal, Kanawha County Magistrate, and Circuit courts, representing clients charged with felonies, misdemeanors, and juvenile delinquency. Our attorneys also represent clients in involuntary commitment proceedings, contempt proceedings, and sit on both the Juvenile and Adult Drug Court teams.

This year, we opened 5,084 new cases. While our primary responsibility is to our clients facing the loss of their liberty, we are involved in making our community fair and just for all of those impacted by the criminal legal system. Kanawha County Public Defenders are active in the legal community, serving as committee and board members and as faculty for continuing legal education providers. The Chief Public Defender chairs the West Virginia Sentencing Commission, a subcommittee of the Governor's Committee on Crime, Delinquency, and Correction. Members of our legal staff participate in national and West Virginia DUI defense lawyer associations and are on the faculties of the Public Defender College hosted by the Kentucky Department of Public Advocacy and Gideon's Promise, a national public defender training organization, and conduct training locally and statewide on various legal topics.

Like everyone else, we faced challenges during the COVID-19 pandemic. We quickly adjusted to the difficulty of defending our clients under unprecedented circumstances, including working with the local regional jail to arrange video conferencing with our incarcerated clients. We worked with national organizations to develop best practices, and conducted state wide training for other public defenders and private counsel regarding representing clients during a pandemic. We continued to zealously represent our clients. We collaborated with private attorneys and Public Defender Services in litigation regarding the

availability of good-time credit for defendants serving time for violations of supervised release. Despite the pandemic, our office participated in four jury trials held using COVID protocols to protect all participants.

Members of our support team are also active in criminal justice outreach and reform, being active members of the WV Criminal Law Reform Coalition, acting as members of the Kanawha County Reentry Council, helping our clientele with barriers they face integrating back into society after incarceration, and advocating before the legislature for the passage of legislation beneficial to current and former incarcerated people. In addition to their legal work, our employees are involved in many activities in service to their community.

Ronni Sheets
Chief Public Defender

Public Defender Corporation for the Fifteenth Judicial Circuit

The Public Defender Corporation for the Fifteenth Judicial Circuit (Harrison County) continues to provide legal representation to the indigent individuals who appear before any one of the three Circuit Judges, two Family Court Judges, five Magistrates, and two mental hygiene commissioners.

Susan P. Morris
Chief Public Defender

Public Defender Corporation for the Eighteenth Judicial Circuit

The Public Defender Corporation for the Eighteenth (18th) Judicial Circuit of Preston County, West Virginia has its office located at 202 Tunnelton Street, Suite 303, Kingwood, West Virginia. Our office was established in the year 2000, and it serves the population of Preston County.

Our office consists of the Chief Public Defender, two associate staff attorneys, and two support personnel. We consider our staff our greatest asset in serving to meet the needs of our indigent population through our representation in their cases and consequently our brief involvement in their lives and the lives of their families. As a single judge circuit, our appointments are made by Judge Steven L. Shaffer for felonies and misdemeanors in Magistrate and Circuit Courts. We are proactively involved in most juvenile matters. We also represent clients involved in mental hygiene proceedings. All three attorneys share equally in every category of cases we are assigned.

Our current office staff:

Samuel P. Hess, Chief Public Defender – February 2021

Sam served the office as an Assistant Defender and was selected to replace the previous Chief when she retired. He previously clerked for Judge Lawrance Miller, Jr. for 5 years followed by two years of private law practice, and he was a summer intern with PDC 12th Circuit. He is a local youth wrestling and baseball coach. He represents the 15th State Bar District on the WV State Bar Board of Governors and was previously the representative on the Young Lawyers Executive Committee. Sam is an Honorably Discharged Army Veteran having served two tours of duty in Operation Iraqi Freedom with the 82nd Airborne Division.

Eric D. Householder, Assistant Public Defender – February 2021

Eric previously served as an Assistant Defender with the Public Defender Office in Harrison County for 8 years. On many weekends you may find Eric watching his kids competing in a swim meet. He will be watching from the best seat in the house, the announcer's table. He is considered by many to be the "Voice of Club Mountaineer" and after announcing at the last 2 WVSSAC State High School Swimming Championship meets, perhaps even the "Voice of High School Swimming in West Virginia".

Richard M. Gutmann, Assistant Public Defender – February 2021

Richard served as a law clerk for Judge Robert Maxwell, U.S. District Court for the Northern District of WV and as an Assistant District Attorney for the State of WV. He also served as an Assistant Prosecuting Attorney for Marion County and uses the knowledge he gained in that role to represent his clients. He had his own private practice in Morgantown and was co-owner of the Golden Finch Restaurant in Morgantown. He also worked as Regional Marketing Director for the WV State Treasurer's Office.

Wanda L. Miller, Secretary - November 2015

Wanda had previous experience as a bank teller/customer service representative for 21 years prior to becoming the Secretary at the Public Defender Office. Wanda has also held secretarial duties with her church and band boosters over the years. She is very active in raising funds for two local scholarships, the Preston County Humane Society, and in her church. Wanda is a tremendous asset

to the office, and she does a great job keeping us organized.

Judy L. Starcher, Office Manager - June 2015

Judy has had previous experience in the County Clerk's Office as well as several years as Office Manager for private industries. Judy is also an Honorably Discharged Veteran having served in the U.S. Navy. Judy's excellent attention to detail makes sure the office runs smoothly and allows the attorneys to dedicate their time to representing their clients.

Sally C. Collins, Chief Public Defender - January 2015 thru January 2021.

Sally retired after serving 15 years in the Public Defender's Office. A former schoolteacher, Sally helped tutor her grandchildren during the pandemic. She will be missed by our office and the Preston County Bar. We wish her the best in her retirement.



***Back (Left to Right): Judy Starcher, Office Manager; Wanda Miller, Secretary; Raecheal Shaw, Part-time Admin
Front (Left to Right): Richard Gutmann, Assistant Public Defender, Samuel Hess, Chief Public Defender, Eric Householder, Assistant Public Defender***

Photo provided by 18th PDC

The Public Defender attorneys have served on the Board of Directors for the Community Corrections since its beginning. The attorneys and staff are members of various organizations and participate in community events in Preston and Monongalia Counties.

The Public Defender attorneys have served on the Board of Directors for the Community Corrections since its beginning. Lisa Hyre currently serves on its Board. The attorneys are also active with our Adult Drug Court. Claire L. Niehaus participated in the establishment of the Drug Court and currently serves on its local Advisory Board. Sally Collins currently serves on the Drug Court Team. The attorneys and staff are members of various organizations and participate in community events in Preston and Monongalia Counties.

Samuel Hess,
Chief Public Defender

Public Defender Corporation for the Twenty-third Judicial Circuit

The Mission of the Eastern Panhandle Public Defender Office (EPPDO) is to provide competent, thoroughly professional legal representation to the indigent criminally accused in all Courts in the Twenty-third (23rd) Judicial Circuit of West Virginia in an efficient, cost-effective manner when appointed to do so by competent judicial authority.

Our clientele primarily consists of defendants in criminal matters at the felony and misdemeanor levels in Circuit and Magistrate Court, but the obligation to provide professional, competent legal representation extends to and includes appointments to represent offending respondents in parental rights termination matters ("abuse and neglect" cases), Family Law Court contempt proceedings, juvenile offender matters and mental hygiene involuntary commitment proceedings, as well as appellate matters at various levels when assigned to do so by a Court, to include prosecuting appeals in the WV Supreme Court of Appeals.

The EPPDO office responsibilities include all the courts in all three county jurisdictions in the Eastern Panhandle (Berkeley, Jefferson and Morgan), as well as seven individual municipal courts in various towns throughout the Panhandle, particularly Martinsburg's Municipal Court. Our two separate offices are located in Martinsburg, which covers all matters in Berkeley and Morgan counties, and a satellite office in Charles Town, which handles all matters in Jefferson County.

Established nearly thirty years ago and operating continuously since, we are the second largest Public Defender Corporation in West Virginia with a staff of 33 individuals: 20 licensed attorneys and 13 clerical support staff members and investigators. The team at the EPPDO is a committed, dedicated crew, truly devoted to ensuring that our clients of all types are treated justly: we fiercely protect the rights of poor, often powerless and are somehow enmeshed in other legal difficulties touching upon fundamental rights, thus ensuring that the criminal justice system is administered fairly, remains open, accessible and even-handed -- and is perceived as such by the general public and citizenry that we serve. We ensure that the everyday-person accused of wrongdoing by a powerful government and police apparatus is not overwhelmed and unduly intimidated and that his or her voice and "side of the story" is told by a tenacious, professional advocate committed to his or her cause. As Chief Public Defender, and a veteran of nearly twenty years in the trenches at the EPPDO, I am supremely confident that we are well-regarded and respected by all the judges and opposing counsel in our bailiwick. We are the proverbial "overworked and underpaid" public servants: despite staggering caseloads —well above and greatly surpassing ABA guideline levels - and extremely low compensation relative to our peers in the local prosecutors' offices, we enjoy very low turnover among the staff and have accrued a level of experience and expertise unrivaled in the State: a devoted team of career Public Defenders serving the State and her people and Courts.

Tom Delaney,
Chief Public Defender

Public Defender Corporation for the Twenty-fifth Judicial Circuit

The Public Defender Corporation for the Twenty-Fifth Judicial Circuit serves both Boone and Lincoln counties. The combined effort of six attorneys and four office support staff is credited with closing approximately twelve-hundred cases annually. Each client, however, presents a unique set of circumstances and our offices work diligently to provide individualized and effective legal representation to all. Enough cannot be said for the tremendous effort and determination our folks put forth each and every day.

The past fiscal year, nevertheless, presented novel challenges to the representation of indigent clients - court closures, jail quarantines, and online virtual hearings just to name a few. These obstacles—sometimes small hurdles and other times blockades to justice—were met with fortitude by our staff. It has been said that hard work may be a prison sentence only if it has no meaning. Without question, criminal defense amid a pandemic is hard work. Even so, our dedicated defenders found necessary meaning in zealously protecting the rights and health of those incarcerated.

At present, our corporation operates offices in both Boone and Lincoln counties. The Lincoln County office, situated in Hamlin, is staffed by two attorneys and one secretary. David Lockwood, senior Lincoln County defender and nineteen-year member of the team, focuses primarily on felony cases, bringing considerable trial experience to the court room. The most recent addition to our staff, Frank Curnutte, directs his attention to all misdemeanor and abuse/neglect clients and lends a hand in various felony matters. Support staff needs in the Lincoln County office are fulfilled by Delena Toler and Crissey Ryan. The two divide their attention weekly between the Madison and Hamlin offices. Delena and Crissey demonstrate their dedication, commuting from Madison to Hamlin every other week, in support of our Lincoln County clients and Hamlin based attorneys.

The Boone County Office, situated on Main Street in Madison, staffs four attorneys, two secretaries, one office manager, and one recovery coach. The senior attorney in our Madison office, Howard Nolen, joined the Corporation in 2005. He presently manages all misdemeanor cases appointed to our Boone office. With years of experience, Howard is astute in negotiating favorable pleas and fostering alternative resolutions in magistrate court. Troy Adams joined the corporation as Chief Public Defender in 2016. Since then, he has focused his attention on felony cases, restructuring office operating procedures, and increasing the availability of mental health services to clients. Kassie Ball joined the Boone office in 2019. Kassie's primary focus comprises abuse/neglect, juvenile matters, and mental hygiene proceedings, but eagerly takes on any additional cases sent her way. Katie Murray joined the defender's office in November of 2020. Katie's strong research and writing skills have quickly proven assets to the office in numerous felony matters. In their first jury trial, Kassie and Katie recently limited conviction to misdemeanor simple possession, while achieving an acquittal on the accompanying felony charge of child neglect risking serious bodily injury or death.

Our Madison office support staff consists of Kathy Lane, Jeanna Woodrum, Delena Toler, and Crissey Ryan. Kathy Lane, our Office Manager, is a ten-year member of the Madison team. Her office know-how and winning attitude are both readily apparent. When questions and obstacles arise, Kathy brings answers and solutions. Jeanna Woodrum entered the Boone office in 2012. Alongside Kathy, she takes on behind the scenes tasks to equip our attorneys for court. In 2019, Mallory Sutphin, previously a part-time, grant-funded recovery coach in the Madison office, earned a full-time recovery coach position serving Boone, Lincoln, Cabell, and Wayne County PDCs. We are enthusiastic that clients have an opportunity to benefit from her extensive knowledge in substance use disorder and recovery. Mallory was recently recognized for achievements in her field, receiving both the 2020 PDS Guild Award and 2021 WVAADC New Frontier Award.

Our Board of Directors includes Tony Hensley, Jim Gore, Wendle Cook, and Phoebe Harless. Beyond his commitment to the Corporation, our Chairman, Tony Hensley, operates a family-owned hardware store in Danville, is Vice-President of the Boone Memorial Hospital Board of Directors, and is a member of the Danville Town Council. Jim Gore, with over thirty years of managerial experience in the private sector and county administration, brings practical knowledge to the corporation. Jim is also appointed to the Boone Memorial Hospital Board of Directors. Wendle Cook manages the Cook and Cook Law Firm in Madison where he has practiced law for thirty years. Our newest member, Phoebe Harless, is a member of the Lincoln County Commission.

Troy Adams,
Chief Public Defender

Public Defender Corporation for the Twenty-eighth Judicial Circuit

The 28th Judicial Circuit Public Defender Corporation in Summersville was established in 1983 as the first public defender corporation in the state.

From 1983 to 1987 D. Mark Snyder was the sole practitioner and public defender for the Circuit. In October of 1987, Cynthia Stanton was hired as the Public Defender and held that position for 34 years making her the longest serving Public Defender in the State. Ms. Stanton was the only public defender in Nicholas County for the first 7 years of her tenure. In 1994 a decision in Charleston was made to hire an assistant public defender to work with Ms. Stanton and in the last twenty-two years, there have been eight different attorneys who have held that. Kathleen Murphy was hired in 2019 as an Assistant to handle abuse and neglect proceedings and juvenile matters. She was promoted to Chief Public Defender in January 2021 when Ms. Stanton retired.

Joe Mosko joined our office shortly thereafter and handles abuse and neglect and juvenile proceedings while Ms. Murphy handles the criminal docket of the Court. The 28th PDC also has two administrative assistants, Kathy O'Dell and Theresa Cartwright. Ms. O'Dell has worked in the office for twenty-four years and serves as the office manager. Theresa Cartwright began working for our corporation in 2015 bringing with her years of legal experience.

Since its inception, the 28th PDC has maintained an annual caseload of approximately 500-600 cases per year. This office has been responsible for indigent representation in all areas of criminal defense. Our two attorneys handle 73% of all criminal cases where defendants meet the income requirements for Court appointed counsel. Additionally, this office is responsible for representing clients in mental hygiene and Family Court Proceedings.

The 28th Circuit has a Drug Court, Family Treatment Court, and Teen Court programs. The Chief Public Defender supports these programs and actively participates in them. Kathleen Murphy sits on the Drug Court Team while Mr. Mosko is an integral part of the Family Treatment Court Team. In addition, Ms. Murphy serves on the Community Corrections Board for the Nicholas County Day Report Center as well as the Board of a local treatment facility. Ms. Murphy and Mr. Mosko regularly participate in the Teen Court initiatives and work in cooperation with the Nicholas County Probation Department and the Board of Education to help meet the needs of at-risk teens and children in our communities.

We have always had each attorney prepared and ready to conduct any kind of criminal or civil proceeding. We take great pride in serving the citizens of Nicholas County and we look forward to growing our office to meet the needs of our clients and the citizenry of Nicholas County.

Kathleen Murphy,
Chief Public Defender

Public Defender Corporation for the Thirtieth Judicial Circuit

The Year of Unexpected Challenge

FY2021 held a lot of challenges for our office. Like the rest of the world, we had to react quickly and safely to the Covid-19 virus. While Chief Public Defender David Foley worked diligently to make our physical space safe for both our staff and our clients, senior counsel Teresa McCune, drafted our written pandemic protocol. Working from home, working virtually, and working while masked became our new norms. As the science and news changed, we amended and adjusted our response.

The 30th remains the largest, busiest, and most experienced law firm in Mingo County. We are proud to be leaders in our legal community. Our staff has a combined 85+ years of law practice experience. We also continue our commitment to be civically engaged. We establish a presence at as many and varied governmental meetings as possible. As former Kanawha County Chief Public Defender George Castelle once said, “It’s not what you can accomplish by being present, it’s about what won’t happen because you are there”. Of course, civic engagement also suffered due to the pandemic.

OUR OFFICE

Our office opened for business on January 15, 1990. Since that time, we’ve grown from a one-attorney, one-secretary office to a four-attorney office with a clerical staff of three and a recovery coach. Our office handles approximately 700 cases a year, including felony, misdemeanor, juvenile and mental hygiene matters. **Over the years our attorney staff has supervised 40+ law student interns from 10 different law schools, many of whom have chosen to practice law in West Virginia.**

OUR LAWYERS

David Foley, Chief Public Defender

Dave is a former WV Public Defender of the Year, is a graduate of the WVU College of Law, and attended James Madison University, where he was on the varsity debate team. David serves on Mingo County’s Drug Court Treatment Team. David handles misdemeanors and felonies and is our “go to guy” for extradition cases. He is an Executive Board Member and Trustee for the Coalfield Association of Southern Baptists, sings in his church choir and the Coalfield Chorus, teaches Sunday school and Vacation Bible School and bowls competitively. He is happily married to Debbie.

Paul Montgomery, Deputy Chief Public Defender

Paul is a U.S. Navy veteran, attended the University of Oklahoma and Appalachian School of Law. He handles misdemeanor and felony cases, is our point man for mental hygiene cases, and handles some delinquency matters. He recently argued an appeal before the West Virginia Supreme Court of Appeals. Paul is married to Megan, and is the father of three young children, Syrus Jonah, Royce Asher (aka Bobby Cars) and Vivica. Paul is a member of Delta Theta Phi Law fraternity. His hobby

is stargazing from which all members of the office benefitted during the last total eclipse.

Erin Snyder, Assistant Public Defender

Erin, our newest attorney, graduated from Charlotte School of Law. Before coming to us she was employed by Disability Rights of West Virginia. During her undergrad years she worked at the Senior Services Bureau. Erin loves cooking and travel. She is also the daughter of one of our former attorneys, Judge D. Mark Snyder.



Paul Montgomery, Erin Snyder, and David Foley

Photo provided by 30th PDC

Teresa McCune, Senior Defender

Teresa attended Marshall University and Antioch School of Law. She handles most of our juvenile matters. Teresa is active in the state and local bar and community service. Teresa was appointed by Governor Tomblin and re-appointed by Governor Justice to serve on the state's Indigent Defense Commission. She now serves as an *emeritus* member. She is a Rural Juvenile Ambassador of the mid-Atlantic Juvenile Defender Center, as well as a board member. She has served on the State Bar Board of Governors and chaired the State Bar Ad Hoc Committee on Access to Justice, serves on the WV Supreme Court of Appeals Fatality Review Task force and is a former MCLE Commissioner. Teresa is a member of the WV State Bar Criminal Law Committee. In 2018 Teresa was named Mentor of the Year by the Young Lawyers Committee of the State Bar. She is a founding member of West Virginia Women Attorneys, has been named a WV Bar Foundation Fellow, and has received the Governor's Service Award. Locally Teresa was awarded a 2018 Champion for Children, an honor shared with a State Trooper. Teresa founded and directs "On Track for College," an award-winning college bound coaching program that helps students preparing for higher education. She is also a member of Williamson Woman's Club (chosen Clubwoman of the Year 2015) and the Mingo/Pike branch of AAUW. Teresa is also the Chair of Christian Help of Mingo County, a charitable organization which provides direct aid to the needy. At the 2015 King Coal Festival Teresa was awarded the Humanitarian Award for her community service. Teresa is the mother of attorney Ryan Donovan and the proud grandmother of Lincoln and Nolan Donovan.

CORE STAFF

Lisa Collins, Office Manager

Lisa was born and raised in Logan County, West Virginia. She has a BBA in Accounting from Marshall University. Lisa is member of the Logan's Lion Club, which sponsors the yearly duck race on the Guyandotte River. This race raises money to help/support individuals who need glasses but cannot afford them. Her other community service includes Eastern Star and Hungry Lambs Food Initiative, which has supplied a record number of food boxes to the Logan area. She is also the Treasurer for the First Presbyterian Church of Logan.



Lisa Collins
Photo provided by 30th PDC



Amber Mahon and Kathy Collins
Photo provided by 30th PDC

Amber Mahon, Paralegal/Secretary

Amber graduated from Matewan High School and aspired to become an accountant before she fell in love with law. She loves helping our clients, especially the juvenile clients, and being THE person they can confide in. Amber hopes one day she can enroll and graduate from law school and eventually be a public defender. In her spare time, she enjoys helping her fiancée, Wyatt, with the business he owns, Pro Auto Body and Glass, fixing and painting vehicles for customers. She also cares for her 10-year-old sister, Victoria.

Kathy Collins, Secretary

Kathy is a graduate of Williamson High School. She is the mother of two young women and the grandmother of five grandchildren. Kathy volunteers with the women's ministry at the Regional Church of God.

Tyson Compton, Recovery Coach

Tyson serves the Logan and McDowell offices. He has a BEA degree from the International Academy of Design and Technology in Computer Graphics. He enjoys travel (especially to beaches) and movies (horror is his favorite genre).

Former members of our staff can be found in various positions across our state, including Mark Snyder, Kanawha County Family Court Judge (deceased), Nancy Fraley (Chief Public Defender in Fayette County), Richard Holicker (Kanawha County Public Defender and former Kanawha County Magistrate), Jonathan Friley (now at PDS as Chief Process Officer and Public Defender Corporation Administrator), and Will Duty (now in private practice and a member of the West Virginia State Bar Board of Governors). Former staff attorney Jonathan “Duke” Jewell now serves as Mingo County’s elected Prosecuting Attorney.

BOARD CHAIR

Judge Susan Shelton Perry was appointed as our Board Chair by Governor Jim Justice on March 1, 2021.

SPECIAL RECOGNITION

Teresa was recently honored as a co-recipient of the John A. “Jack” Rogers Award for Outstanding Leadership in Public Service.

David Foley,
Chief Public Defender

Public Defender Services announces recipients of annual awards

Williamson Daily News

Sep 16, 2020



McCune

Public Defender Services (PDS) recently announced the 2020 recipients of its annual awards.

The recipients of these awards, which recognize individuals exhibiting excellence in a public defender setting, are typically announced during the agency's annual Indigent Defense Conference.

Although the conference was cancelled this year due to the ongoing pandemic, PDS recognizes that work has continued as shown by the outstanding efforts made in the past year by Teresa McCune, L. Scott Briscoe, Lida Shepherd and Mallory Sutphin.

McCune and Briscoe are co-recipients of the 2020 John A. "Jack" Rogers Award for Outstanding Leadership in Public Service. The award is named for Jack Rogers, who crafted the legislation creating Public Defender Services in 1989 and who then served as its executive director for more than 20 years.

McCune retired in 2019 after 29 years as the public defender for the 30th Judicial Circuit in West Virginia covering Mingo County. She led her office by example, representing her clients in legal proceedings but also advocating for their personal needs, including treatment, counseling and education.

McCune graduated from Marshall University with a degree in international affairs and received her law degree from Antioch School of Law in Washington, D.C.

“Teresa was not just an attorney,” said PDS Executive Director Dana Eddy. “She was, and remains, an advocate for her clients, her employees and her community. Teresa not only wanted things to change for the better; she made them change.”

In addition to her service as a public defender, McCune served on numerous committees for the West Virginia State Bar as well as on its Board of Governors and was an active member of the state’s Indigent Defense Commission.

Briscoe practices law in Danville, West Virginia, where he takes appointments from the circuit courts to represent individuals in criminal proceedings who cannot afford to pay for legal counsel.

Briscoe, a graduate of the West Virginia University College of Law, was recently featured in the Washington Post for his representation as the guardian ad litem of a child mired in the juvenile justice system.

In the article, Briscoe was praised for his counseling of the young child, which extended beyond legal advice and provided guidance and inspiration for the child to use his artistic talent. On the day the child was released from the state’s custody and announced his intent to become a tattoo artist, he referred to Briscoe as his “champion.”

Shepherd was the recipient of the 2020 Award for Outstanding Scholarship in Criminal Law, and Sutphin was the recipient of the 2020 GUILD Award.

Public Defender Services thanked each of these recipients for their commitment and dedication to the betterment of the public defender field. A virtual presentation of the awards will be made at a later date, according to the release.

Appendix C

Appointed Counsel/PDC Comparisons



*Supreme Court Justice Abe Fortas led a revolution in juvenile justice, including authoring *In re Gault*, which extended due process rights to juvenile defendants. Prior to becoming a Justice, Fortas represented Clarence Gideon (highlighted in the cover page for Appendix A) in his appeal before the Supreme Court.*

Gerald Gault, a 15-year-old, was sentenced to almost six years (until his 21st birthday) in the Arizona State Industrial School for (allegedly) making an obscene phone call to his neighbor (who never appeared at the hearings). Had he been an adult, the maximum punishment he could have received was a \$50.00 fine or two months in jail.

Circuits 1, 2, 4, 5, 6, 7, 8, 9, 10, 11, 12, 13, 15, 18, 23, 25, 28, 30

Statistics for Both PDC and Appointed Counsel Statewide

**All PDC Circuits – PDC Cases Closed Compared to AC Claims
(Within PDC Circuits)**

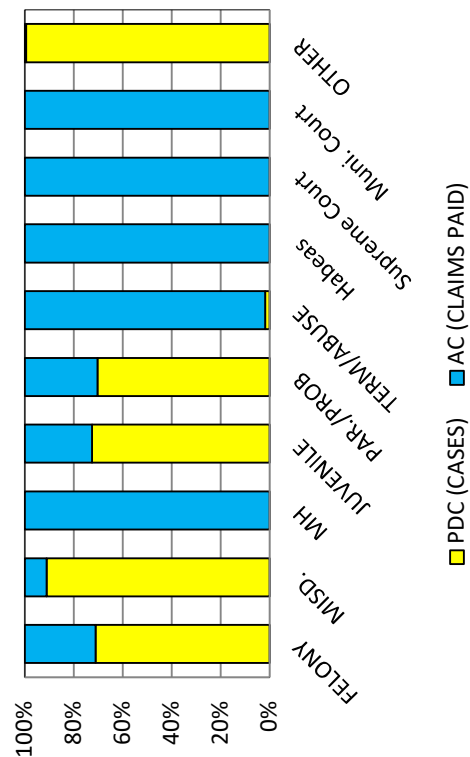
**Statistics for Both PDC and Appointed Counsel Statewide
(Less AC Claims in PDC Circuits) – PDC Cases Closed
Compared to AC Claims Paid**

1ST CIRCUIT (BROOKE, HANCOCK & OHIO COUNTIES)
PDC CASES CLOSED COMPARED TO AC CLAIMS PAID FY 2021

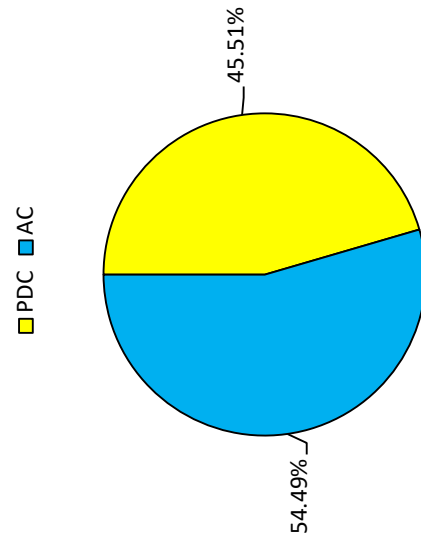
CASE TYPES	PDC		AC		TOTAL		%PDC		%AC	
	PDC	AC	PDC	AC	PDC	AC	PDC	AC	PDC	AC
FELONY	382	155	537				71.14%		28.86%	
MISD.	1,079	105	1,184				91.13%		8.87%	
MH	-	246	246				0.00%		100.00%	
JUVENILE	58	22	80				72.50%		27.50%	
PAR./PROB	38	16	54				70.37%		29.63%	
TERM/ABUSE	6	340	346				1.73%		98.27%	
Habeas	-	8	8				0.00%		100.00%	
Supreme Court	-	10	10				0.00%		100.00%	
Muni. Court	-	4	4				0.00%		100.00%	
OTHER	172	1	173				99.42%		0.58%	
TOTAL	1,735	907	2,642				65.67%		34.33%	

PDC		AC	
DISBURSEMENTS	PER CASE	DISBURSEMENTS	PER CASE
\$1,147,839.83		\$1,374,497.30	
\$661.58		\$1,515.43	

1ST CIRCUIT
CLOSED CASES/CLAIMS PAID



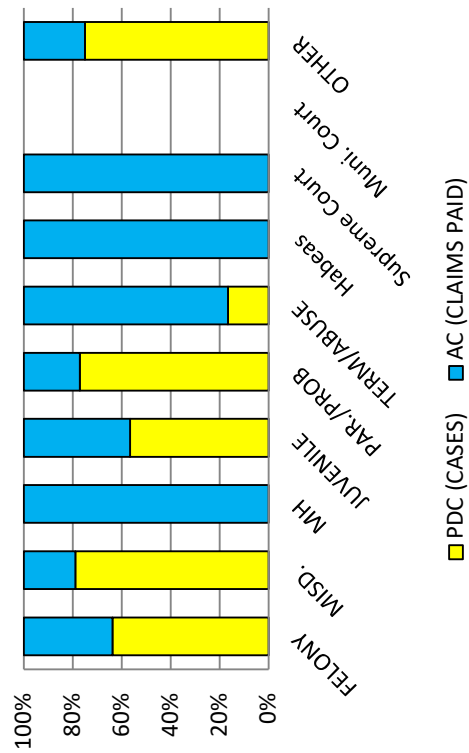
1st CIRCUIT
PDC/AC DISBURSEMENTS



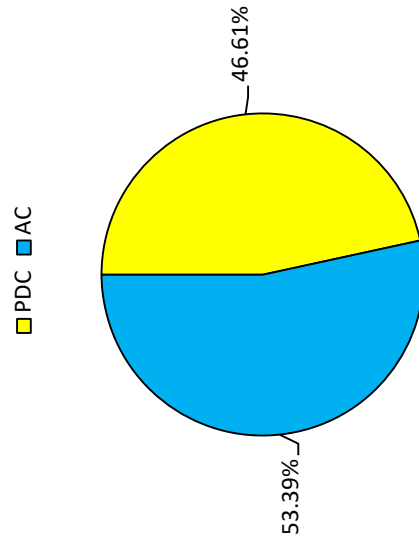
2ND CIRCUIT (MARSHALL, TYLER & WETZEL COUNTIES)
PDC CASES CLOSED COMPARED TO AC CLAIMS PAID FY 2021

CASE TYPES	PDC	AC	TOTAL	%PDC	%AC	PDC		AC		TOTAL	%PDC	%AC
						DISBURSEMENTS	PER CASE	DISBURSEMENTS	PER CASE			
FELONY	274	156	430	63.72%	36.28%	\$484,014.45		\$554,443.43		\$1,038,457.88	46.61%	53.39%
MISD.	456	122	578	78.89%	21.11%							
MH	-	177	177	0.00%	100.00%							
JUVENILE	30	23	53	56.60%	43.40%							
PAR./PROB	118	35	153	77.12%	22.88%							
TERM/ABUSE	27	136	163	16.56%	83.44%							
Habeas	-	2	2	0.00%	100.00%							
Supreme Court	-	2	2	0.00%	100.00%							
Muni. Court	-	-	-	-	-							
OTHER	12	4	16	75.00%	25.00%							
TOTAL	917	657	1,574	58.26%	41.74%							

2ND CIRCUIT
CLOSED CASES/CLAIMS PAID



2ND CIRCUIT
PDC/AC DISBURSEMENTS

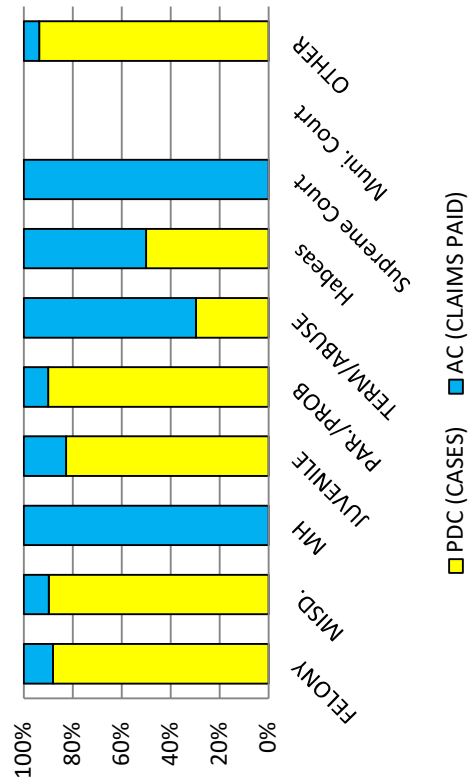


4TH CIRCUIT (WOOD & WIRT COUNTIES)

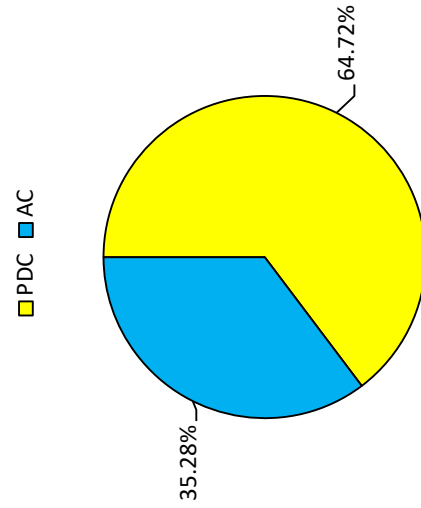
PDC CASES CLOSED COMPARED TO AC CLAIMS PAID FY 2021

CASE TYPES	PDC	AC	TOTAL	%PDC	%AC	PDC DISBURSEMENTS	AC DISBURSEMENTS	TOTAL	%PDC	%AC
FELONY	680	92	772	88.08%	11.92%	\$1,431,384.59	\$780,137.11	\$2,211,521.70	64.72%	35.28%
MISD.	956	108	1,064	89.85%	10.15%					
MH	-	250	250	0.00%	100.00%					
JUVENILE	43	9	52	82.69%	17.31%					
PAR./PROB	100	11	111	90.09%	9.91%					
TERM/ABUSE	144	343	487	29.57%	70.43%					
Habeas	6	6	12	50.00%	50.00%					
Supreme Court	-	24	24	0.00%	100.00%					
Muni. Court	-	-	-							
OTHER	75	5	80	93.75%	6.25%					
TOTAL	2,004	848	2,852	70.27%	29.73%	\$714.26	\$919.97			
						AVG PDC COST PER CASE	AVG AC COST PER CASE			

4TH CIRCUIT CLOSED CASES/CLAIMS PAID



4TH CIRCUIT PDC/AC DISBURSEMENTS



5TH CIRCUIT (CALHOUN, JACKSON, MASON & ROANE COUNTIES) (WITHOUT MASON COUNTY)

PDC CASES CLOSED COMPARED TO AC CLAIMS PAID FY 2021

* A Circuit Court order prohibits PDC work in Mason County, so all indigent work is performed by Appointed Counsel.

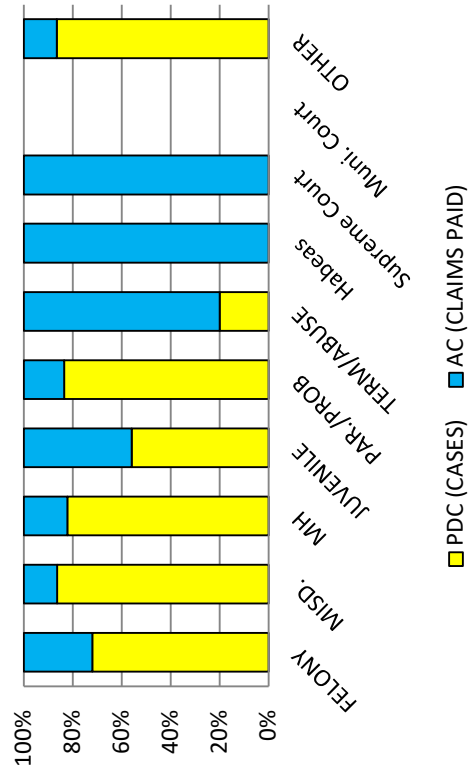
CASE TYPES	PDC		AC		TOTAL		%PDC		%AC		PDC DISBURSEMENTS		AC DISBURSEMENTS		TOTAL		%PDC		%AC	
	PDC	AC	PDC	AC	PDC	AC	PDC	AC	PDC	AC	PDC	AC	PDC	AC	PDC	AC	PDC	AC	PDC	AC
FELONY	439	171	610	71.97%	28.03%	\$980,308.06	\$861,023.73	\$1,841,331.79	53.24%	46.76%										
MISD.	472	74	546	86.45%	13.55%															
MH	51	11	62	82.26%	17.74%															
JUVENILE	38	30	68	55.88%	44.12%															
PAR./PROB	61	12	73	83.56%	16.44%															
TERM/ABUSE	69	277	346	19.94%	80.06%															
Habeas	-	5	5	0.00%	100.00%															
Supreme Court	-	14	14	0.00%	100.00%															
Muni. Court	-	-	-	-	-															
OTHER	77	12	89	86.52%	13.48%															
TOTAL	1,207	606	1,813	66.57%	33.43%															

AVG PDC COST PER CASE \$812.19

AVG AC COST PER CASE \$1,420.83

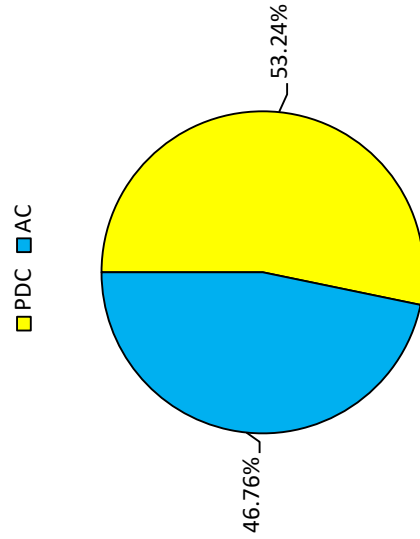
5TH CIRCUIT

CLOSED CASES/CLAIMS PAID



5TH CIRCUIT

PDC/AC DISBURSEMENTS



6TH CIRCUIT and 24TH CIRCUIT (CABELL & WAYNE COUNTIES)

PDC CASES CLOSED COMPARED TO AC CLAIMS PAID FY 2021

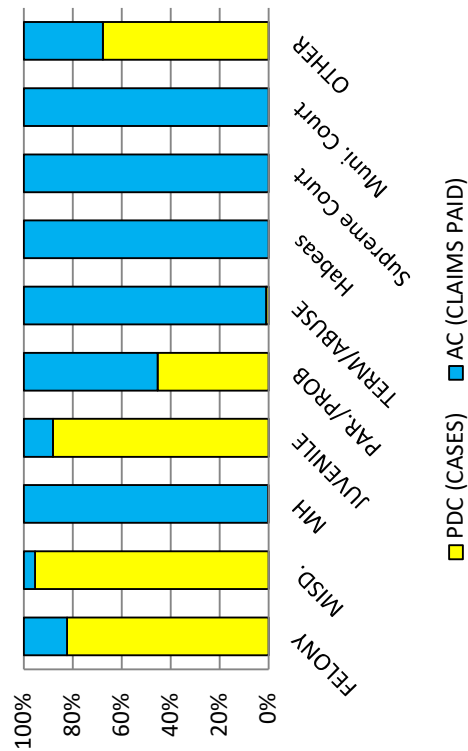
*The 6th/24th Circuits operate under one Public Defender Corporation, therefore AC figures include both Cabell and Wayne Counties

CASE TYPES	PDC	AC	TOTAL	%PDC	%AC	PDC		AC		TOTAL	%PDC	%AC
						DISBURSEMENTS	%AC	DISBURSEMENTS	%AC			
FELONY	1,368	292	1,660	82.41%	17.59%	\$1,788,395.28		\$1,468,279.18		\$3,256,674.46	54.91%	45.09%
MISD.	1,945	93	2,038	95.44%	4.56%							
MH	1	499	500	0.20%	99.80%							
JUVENILE	267	36	303	88.12%	11.88%							
PAR./PROB	141	170	311	45.34%	54.66%							
TERM/ABUSE	7	666	673	1.04%	98.96%	\$473.75		\$808.97				
Habeas	-	17	17	0.00%	100.00%							
Supreme Court	-	19	19	0.00%	100.00%							
Muni. Court	-	1	1	0.00%	100.00%							
OTHER	46	22	68	67.65%	32.35%							
TOTAL	3,775	1,815	5,590	67.53%	32.47%							

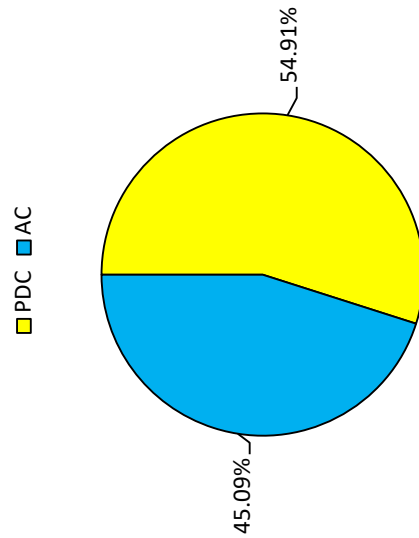
AVG PDC COST PER CASE \$473.75

AVG AC COST PER CASE \$808.97

6TH /24TH CIRCUIT CLOSED CASES/CLAIMS PAID



6TH/24TH CIRCUITS PDC/AC DISBURSEMENTS

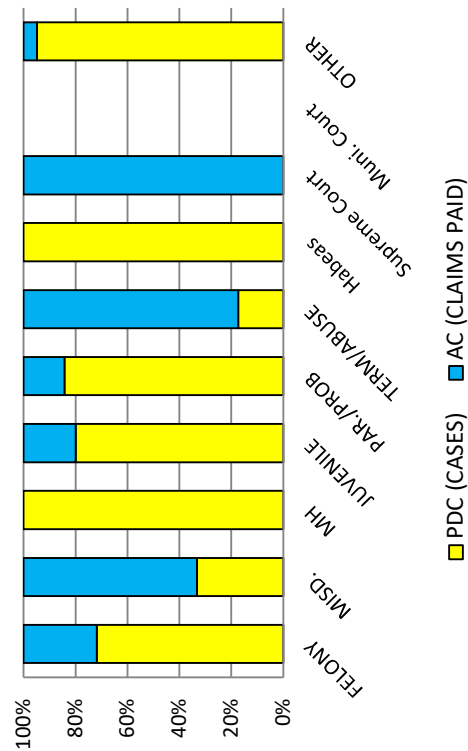


7TH CIRCUIT (LOGAN COUNTY)

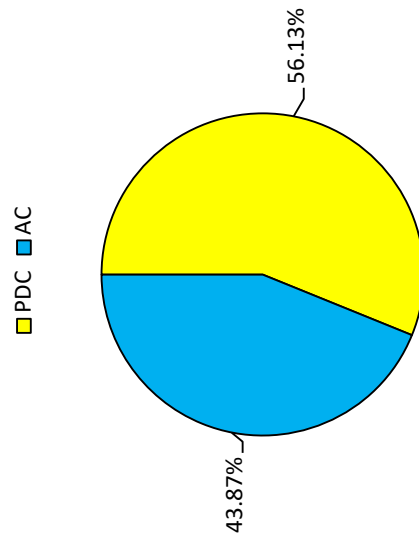
PDC CASES CLOSED COMPARED TO AC CLAIMS PAID FY 2021

CASE TYPES	PDC	AC	TOTAL	%PDC	%AC	PDC		AC		TOTAL	%PDC	%AC
						DISBURSEMENTS	PER CASE	DISBURSEMENTS	PER CASE			
FELONY	389	153	542	71.77%	28.23%	\$649,512.45		\$507,569.81		\$1,157,082.26	56.13%	43.87%
MISD.	154	309	463	33.26%	66.74%							
MH	7	-	7	100.00%	0.00%							
JUVENILE	24	6	30	80.00%	20.00%							
PAR./PROB	64	12	76	84.21%	15.79%							
TERM/ABUSE	40	191	231	17.32%	82.68%							
Habeas	1	-	1	100.00%	0.00%							
Supreme Court	-	6	6	0.00%	100.00%							
Muni. Court	-	-	-									
OTHER	147	8	155	94.84%	5.16%							
TOTAL	826	685	1,511	54.67%	45.33%							

7TH CIRCUIT CLOSED CASES/CLAIMS PAID



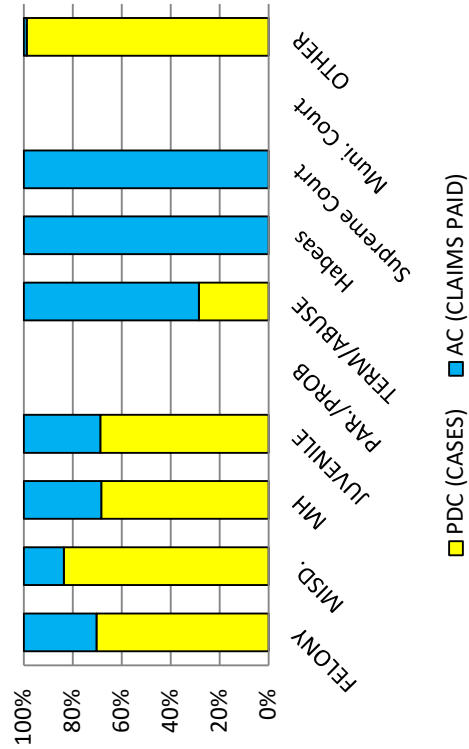
7TH CIRCUIT PDC/AC DISBURSEMENTS



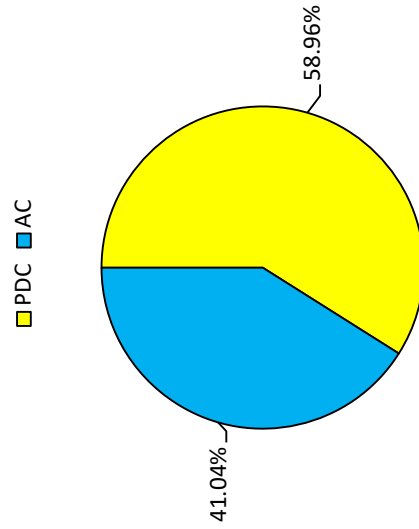
8TH CIRCUIT (MCDOWELL COUNTY)
PDC CASES CLOSED COMPARED TO AC CLAIMS PAID FY 2021

CASE TYPES	PDC	AC	TOTAL	%PDC	%AC	PDC		AC		TOTAL	%PDC	%AC
						DISBURSEMENTS	COST	DISBURSEMENTS	COST			
FELONY	201	85	286	70.28%	29.72%	\$456,455.61		\$317,755.30		\$774,210.91	58.96%	41.04%
MISD.	501	98	599	83.64%	16.36%							
MH	28	13	41	68.29%	31.71%							
JUVENILE	11	5	16	68.75%	31.25%							
PAR./PROB	-	-	-									
TERM/ABUSE	25	63	88	28.41%	71.59%							
Habeas	-	1	1	0.00%	100.00%							
Supreme Court	-	3	3	0.00%	100.00%							
Muni. Court	-	-	-									
OTHER	82	1	83	98.80%	1.20%							
TOTAL	848	269	1,117	75.92%	24.08%							

8TH CIRCUIT
CLOSED CASES/CLAIMS PAID



8TH CIRCUIT
PDC/AC DISBURSEMENTS

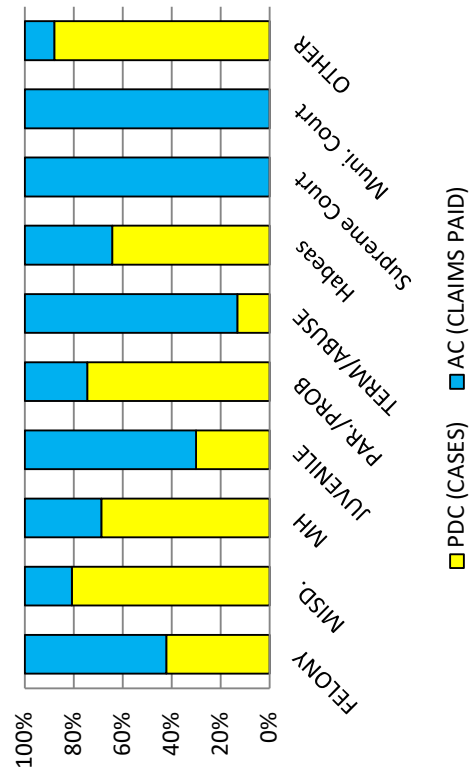


9TH CIRCUIT (MERCER COUNTY)

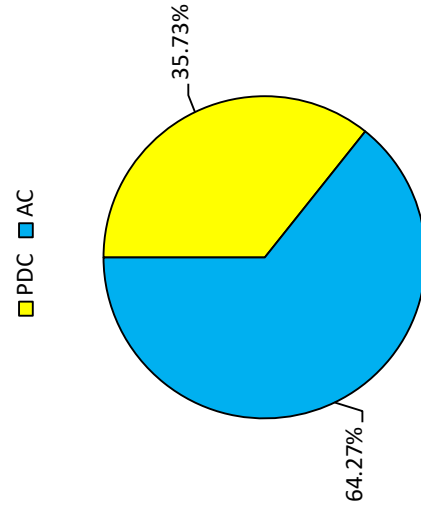
PDC CASES CLOSED COMPARED TO AC CLAIMS PAID FY 2021

CASE TYPES	PDC	AC	TOTAL	%PDC	%AC	PDC DISBURSEMENTS	AC DISBURSEMENTS	TOTAL	%PDC	%AC
FELONY	292	400	692	42.20%	57.80%	\$945,557.98	\$1,700,939.08	\$2,646,497.06	35.73%	64.27%
MISD.	941	223	1,164	80.84%	19.16%					
MH	108	49	157	68.79%	31.21%					
JUVENILE	39	91	130	30.00%	70.00%					
PAR./PROB	79	27	106	74.53%	25.47%					
TERM/ABUSE	58	383	441	13.15%	86.85%					
Habeas	9	5	14	64.29%	35.71%					
Supreme Court	-	9	9	0.00%	100.00%					
Muni. Court	-	14	14	0.00%	100.00%					
OTHER	146	20	166	87.95%	12.05%					
TOTAL	1,672	1,221	2,893	57.79%	42.21%	\$565.53	\$1,393.07			
						AVG PDC COST PER CASE	AVG AC COST PER CASE			

9TH CIRCUIT CLOSED CASES/CLAIMS PAID



9TH CIRCUIT PDC/AC DISBURSEMENTS

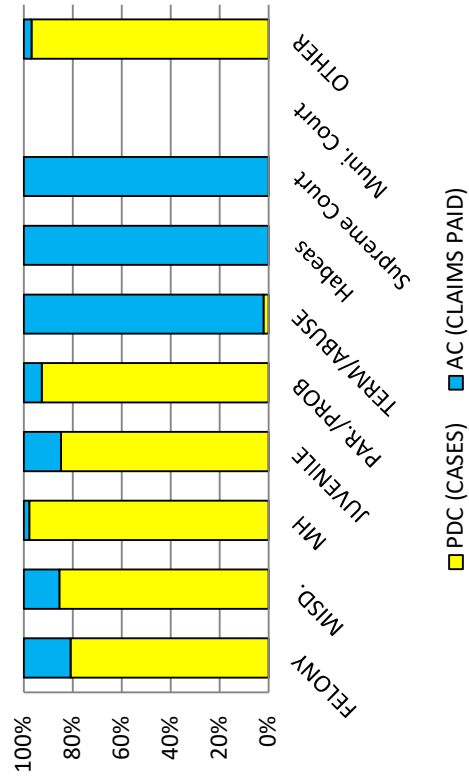


10TH CIRCUIT (RALEIGH COUNTY)

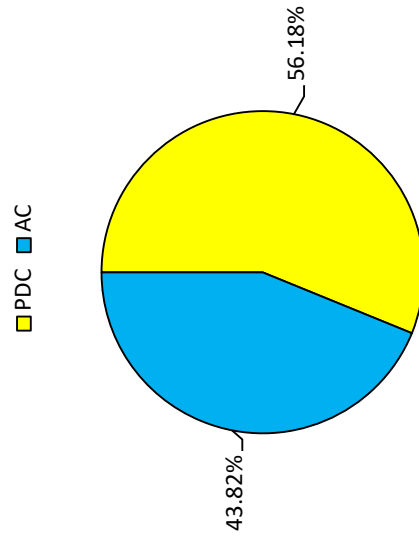
PDC CASES CLOSED COMPARED TO AC CLAIMS PAID FY 2021

CASE TYPES	PDC	AC	TOTAL	%PDC	%AC	PDC DISBURSEMENTS	AC DISBURSEMENTS	TOTAL	%PDC	%AC
FELONY	736	173	909	80.97%	19.03%	\$1,252,244.51	\$976,916.65	\$2,229,161.16	56.18%	43.82%
MISD.	1,101	187	1,288	85.48%	14.52%					
MH	219	5	224	97.77%	2.23%					
JUVENILE	106	19	125	84.80%	15.20%					
PAR./PROB	217	17	234	92.74%	7.26%					
TERM/ABUSE	7	341	348	2.01%	97.99%					
Habeas	-	8	8	0.00%	100.00%					
Supreme Court	-	9	9	0.00%	100.00%					
Muni. Court	-	-	-							
OTHER	91	3	94	96.81%	3.19%					
TOTAL	2,477	762	3,239	76.47%	23.53%					
						AVG PDC COST PER CASE	AVG AC COST PER CASE			
						\$505.55	\$1,282.04			

10TH CIRCUIT CLOSED CASES/CLAIMS PAID



10TH CIRCUIT PDC/AC DISBURSEMENTS



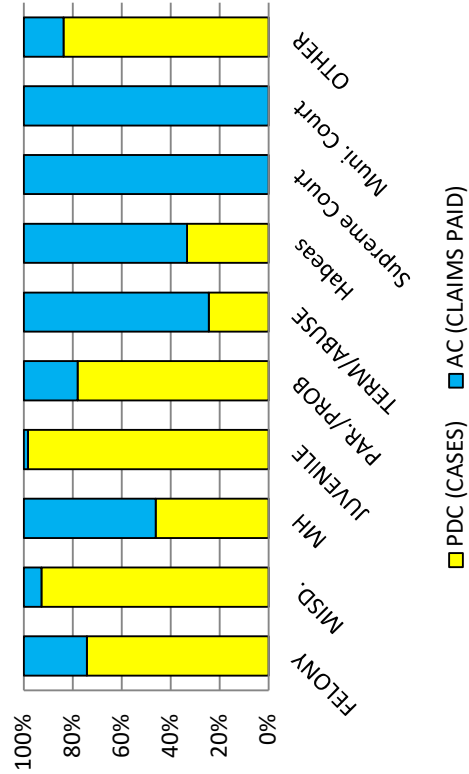
11TH CIRCUIT (GREENBRIER & POCAHONTAS COUNTIES)

PDC CASES CLOSED COMPARED TO AC CLAIMS PAID FY 2021

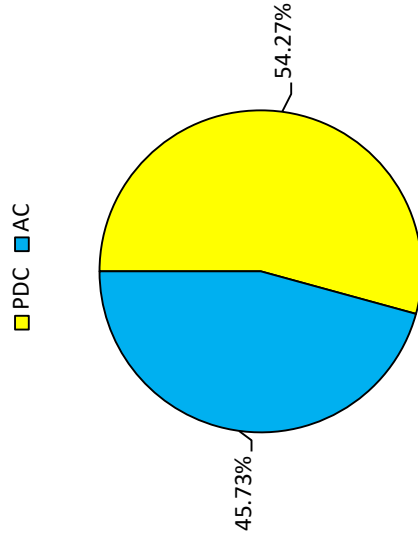
CASE TYPES	PDC	AC	TOTAL	%PDC	%AC
FELONY	268	93	361	74.24%	25.76%
MISD.	422	33	455	92.75%	7.25%
MH	12	14	26	46.15%	53.85%
JUVENILE	57	1	58	98.28%	1.72%
PAR./PROB	39	11	50	78.00%	22.00%
TERM/ABUSE	37	115	152	24.34%	75.66%
Habeas	1	2	3	33.33%	66.67%
Supreme Court	-	5	5	0.00%	100.00%
Muni. Court	-	2	2	0.00%	100.00%
OTHER	36	7	43	83.72%	16.28%
TOTAL	872	283	1,155	75.50%	24.50%

PDC	DISBURSEMENTS	AC	DISBURSEMENTS	TOTAL	%PDC	%AC
	\$617,600.37		\$520,401.53	\$1,138,001.90	54.27%	45.73%
AVG PDC COST	PER CASE	AVG AC COST	PER CASE			
\$708.26		\$1,838.87				

11TH CIRCUIT CLOSED CASES/CLAIMS PAID



11TH CIRCUIT PDC/AC DISBURSEMENTS



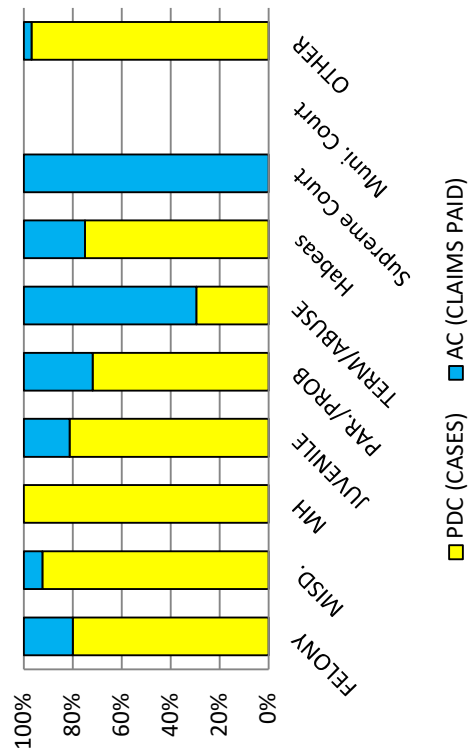
12TH CIRCUIT (FAYETTE COUNTY)

PDC CASES CLOSED COMPARED TO AC CLAIMS PAID FY 2021

CASE TYPES	PDC	AC	TOTAL	%PDC	%AC	PDC		AC		TOTAL	%PDC	%AC
						DISBURSEMENTS	PER CASE	DISBURSEMENTS	PER CASE			
FELONY	411	103	514	79.96%	20.04%	\$567,937.53		\$506,843.88		\$1,074,781.41	52.84%	47.16%
MISD.	441	36	477	92.45%	7.55%							
MH	67	-	67	100.00%	0.00%							
JUVENILE	13	3	16	81.25%	18.75%							
PAR./PROB	23	9	32	71.88%	28.13%							
TERM/ABUSE	81	194	275	29.45%	70.55%							
Habeas	6	2	8	75.00%	25.00%							
Supreme Court	-	3	3	0.00%	100.00%							
Muni. Court	-	-	-									
OTHER	31	1	32	96.88%	3.13%							
TOTAL	1,073	351	1,424	75.35%	24.65%							

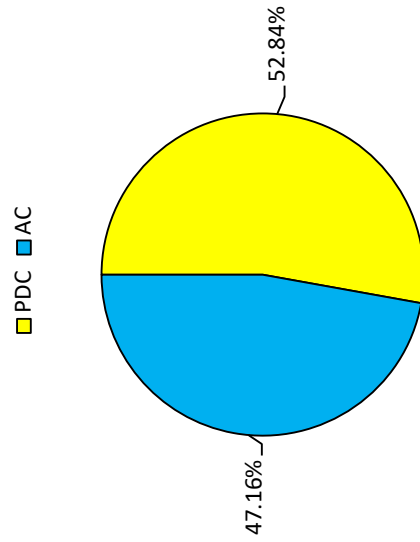
12TH CIRCUIT

CLOSED CASES/CLAIMS PAID



12TH CIRCUIT

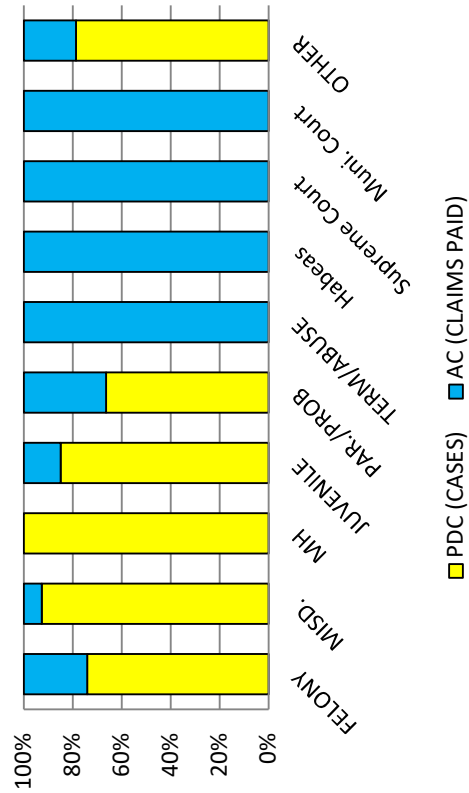
PDC/AC DISBURSEMENTS



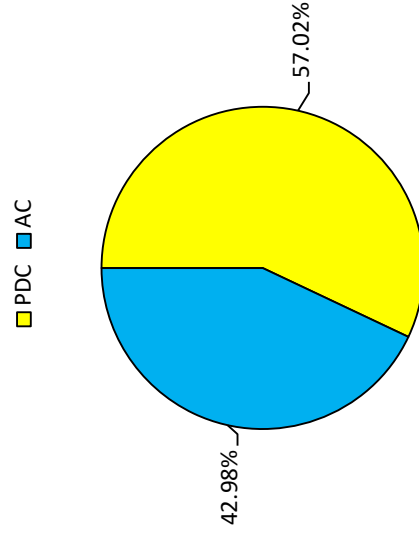
13TH CIRCUIT (KANAWHA COUNTY)
PDC CASES CLOSED COMPARED TO AC CLAIMS PAID FY 2021

CASE TYPES	PDC	AC	TOTAL	%PDC	%AC	PDC DISBURSEMENTS	AC DISBURSEMENTS	TOTAL	%PDC	%AC
FELONY	1,211	424	1,635	74.07%	25.93%	\$3,112,396.95	\$2,345,706.81	\$5,458,103.76	57.02%	42.98%
MISD.	3,359	264	3,623	92.71%	7.29%					
MH	96	-	96	100.00%	0.00%					
JUVENILE	310	55	365	84.93%	15.07%					
PAR./PROB	130	66	196	66.33%	33.67%					
TERM/ABUSE	-	1,095	1,095	0.00%	100.00%					
Habeas	-	24	24	0.00%	100.00%					
Supreme Court	-	54	54	0.00%	100.00%					
Muni. Court	-	159	159	0.00%	100.00%					
OTHER	118	32	150	78.67%	21.33%					
TOTAL	5,224	2,173	7,397	70.62%	29.38%	\$595.79	\$1,079.48			
						AVG PDC COST	AVG AC COST			
						PER CASE	PER CASE			

13TH CIRCUIT
CLOSED CASES/CLAIMS PAID



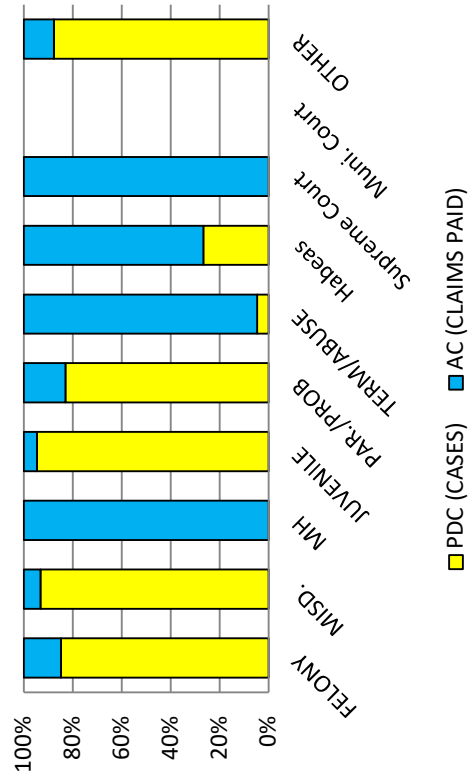
13TH CIRCUIT
PDC/AC DISBURSEMENTS



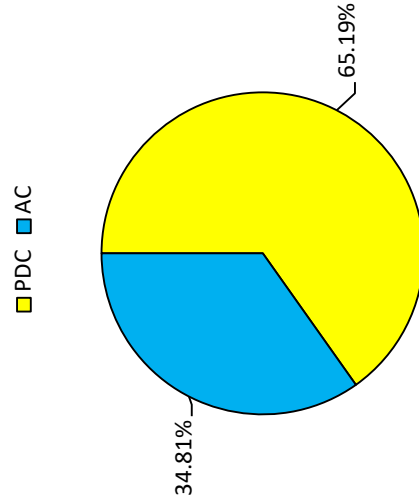
15TH CIRCUIT (HARRISON COUNTY)
PDC CASES CLOSED COMPARED TO AC CLAIMS PAID FY 2021

CASE TYPES	PDC	AC	TOTAL	%PDC	%AC	PDC DISBURSEMENTS	AC DISBURSEMENTS	TOTAL	%PDC	%AC
FELONY	376	67	443	84.88%	15.12%	\$1,059,361.90	\$565,704.11	\$1,625,066.01	65.19%	34.81%
MISD.	675	49	724	93.23%	6.77%					
MH	-	90	90	0.00%	100.00%					
JUVENILE	125	7	132	94.70%	5.30%					
PAR./PROB	78	16	94	82.98%	17.02%					
TERM/ABUSE	13	264	277	4.69%	95.31%					
Habeas	4	11	15	26.67%	73.33%					
Supreme Court	-	25	25	0.00%	100.00%					
Muni. Court	-	-	-							
OTHER	50	7	57	87.72%	12.28%					
TOTAL	1,321	536	1,857	71.14%	28.86%					
						AVG PDC COST PER CASE	AVG AC COST PER CASE			
						\$801.94	\$1,055.42			

15TH CIRCUIT
CLOSED CASES/CLAIMS PAID



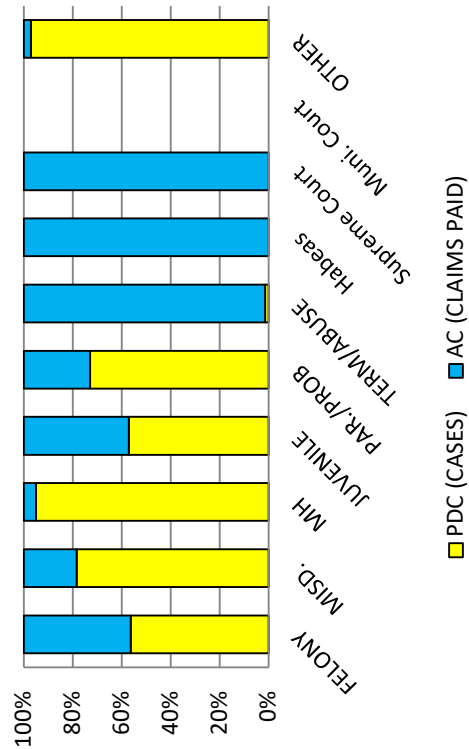
15TH CIRCUIT
PDC/AC DISBURSEMENTS



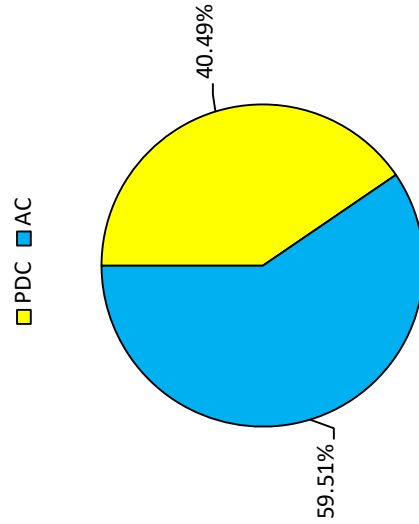
18TH CIRCUIT (PRESTON COUNTY)
PDC CASES CLOSED COMPARED TO AC CLAIMS PAID FY 2021

CASE TYPES	PDC		AC		TOTAL	%PDC	%AC	PDC		AC		TOTAL	%PDC	%AC
	DISBURSEMENTS	COST	DISBURSEMENTS	COST				DISBURSEMENTS	COST	DISBURSEMENTS	COST			
FELONY	146	113	259	56.37%	43.63%	56.37%	43.63%	\$426,185.61	\$626,332.86	\$1,052,518.47	40.49%	59.51%		
MISD.	342	94	436	78.44%	21.56%	78.44%	21.56%							
MH	19	1	20	95.00%	5.00%	95.00%	5.00%							
JUVENILE	4	3	7	57.14%	42.86%	57.14%	42.86%							
PAR./PROB	35	13	48	72.92%	27.08%	72.92%	27.08%							
TERM/ABUSE	3	217	220	1.36%	98.64%	1.36%	98.64%							
Habeas	-	1	1	0.00%	100.00%	0.00%	100.00%							
Supreme Court	-	3	3	0.00%	100.00%	0.00%	100.00%							
Muni. Court	-	-	-											
OTHER	134	4	138	97.10%	2.90%	97.10%	2.90%							
TOTAL	683	449	1,132	60.34%	39.66%	60.34%	39.66%							

18TH CIRCUIT
CLOSED CASES/CLAIMS PAID



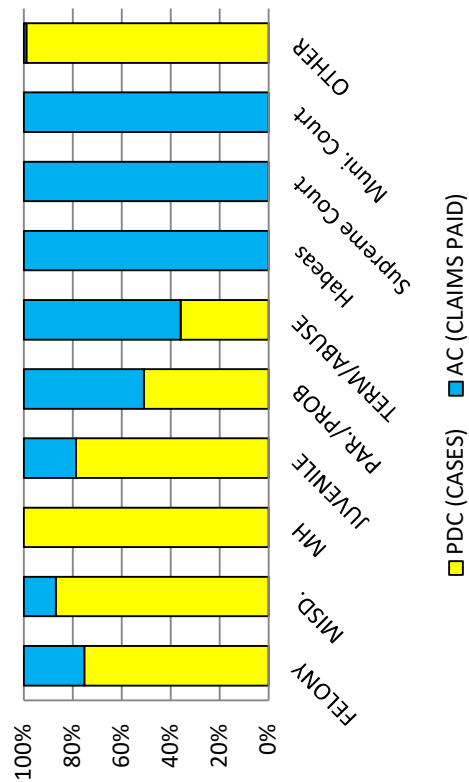
18TH CIRCUIT
PDC/AC DISBURSEMENTS



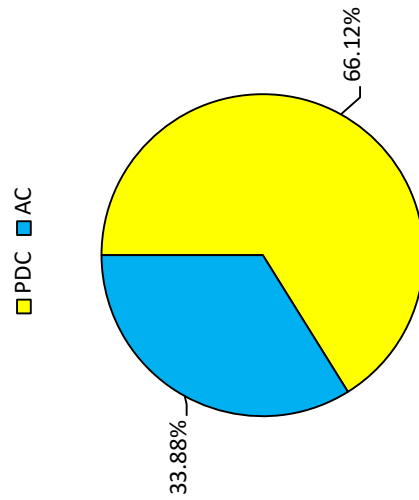
23RD CIRCUIT (BERKELEY, JEFFERSON & MORGAN COUNTIES)
PDC CASES CLOSED COMPARED TO AC CLAIMS PAID FY 2021

CASE TYPES	PDC		AC		TOTAL	%PDC		%AC		PDC		AC		TOTAL	%PDC		%AC	
	PDC	AC	PDC	AC		PDC	AC	PDC	AC	DISBURSEMENTS	AC	DISBURSEMENTS	AC		PDC	AC	PDC	AC
FELONY	1,162	382	1,544		1,544	75.26%		24.74%		\$2,660,382.50		\$1,363,393.45		\$4,023,775.95	66.12%		33.88%	
MISD.	2,299	346	2,645		2,645	86.92%		13.08%										
MH	143	-	143		143	100.00%		0.00%										
JUVENILE	217	59	276		276	78.62%		21.38%										
PAR./PROB	78	75	153		153	50.98%		49.02%										
TERM/ABUSE	198	353	551		551	35.93%		64.07%										
Habeas	-	13	13		13	0.00%		100.00%										
Supreme Court	-	16	16		16	0.00%		100.00%										
Muni. Court	-	1	1		1	0.00%		100.00%										
OTHER	402	4	406		406	99.01%		0.99%										
TOTAL	4,499	1,249	5,748		5,748	78.27%		21.73%		\$591.33		\$1,091.59						

23RD CIRCUIT
CLOSED CASES/CLAIMS PAID



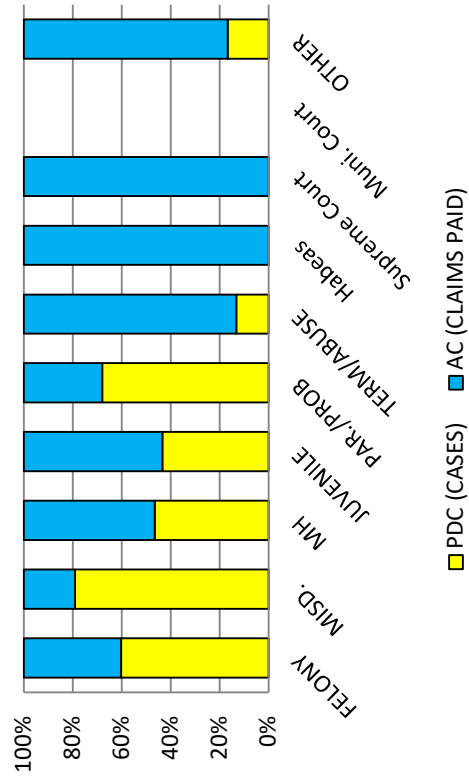
23RD CIRCUIT
PDC/AC DISBURSEMENTS



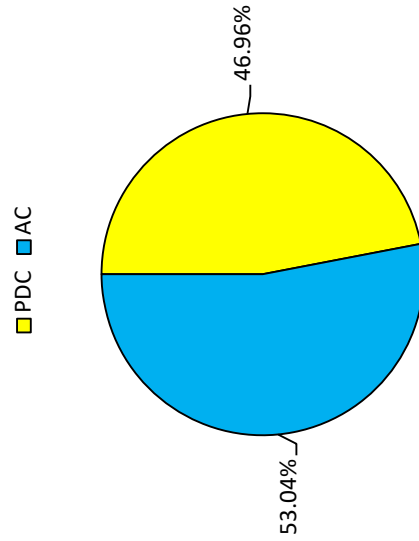
25TH CIRCUIT (BOONE & LINCOLN COUNTIES)
PDC CASES CLOSED COMPARED TO AC CLAIMS PAID FY 2021

CASE TYPES	PDC	AC	TOTAL	%PDC	%AC	PDC DISBURSEMENTS	AC DISBURSEMENTS	TOTAL	%PDC	%AC
FELONY	264	174	438	60.27%	39.73%	\$774,200.14	\$874,373.73	\$1,648,573.87	46.96%	53.04%
MISD.	407	108	515	79.03%	20.97%					
MH	40	46	86	46.51%	53.49%					
JUVENILE	46	60	106	43.40%	56.60%					
PAR./PROB	53	25	78	67.95%	32.05%					
TERM/ABUSE	59	390	449	13.14%	86.86%					
Habeas	-	4	4	0.00%	100.00%					
Supreme Court	-	1	1	0.00%	100.00%					
Muni. Court	-	-	-							
OTHER	4	20	24	16.67%	83.33%					
TOTAL	873	828	1,701	51.32%	48.68%					
						AVG PDC COST PER CASE	AVG AC COST PER CASE			
						\$886.83	\$1,056.01			

25TH CIRCUIT
CLOSED CASES/CLAIMS PAID



25TH CIRCUIT
PDC/AC DISBURSEMENTS

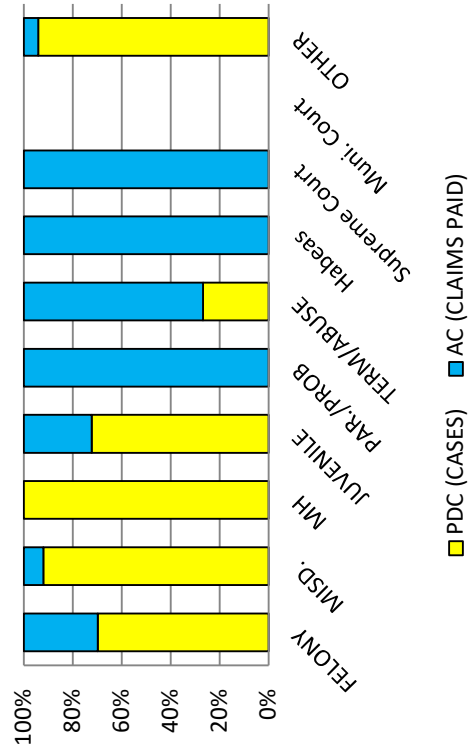


28TH CIRCUIT (NICHOLAS COUNTY)

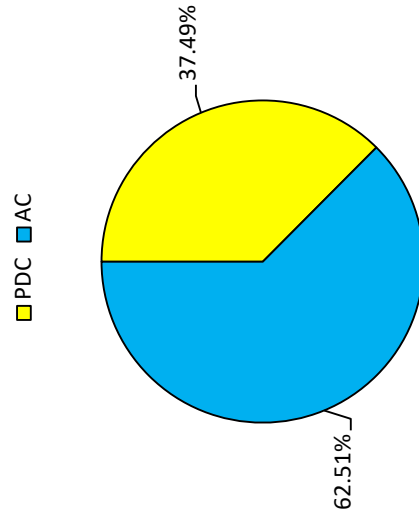
PDC CASES CLOSED COMPARED TO AC CLAIMS PAID FY 2021

CASE TYPES	PDC		AC		TOTAL	%PDC	%AC	PDC		AC		TOTAL	%PDC	%AC
	DISBURSEMENTS	PER CASE	DISBURSEMENTS	PER CASE				DISBURSEMENTS	PER CASE	DISBURSEMENTS	PER CASE			
FELONY	143	62	205	30.24%	205	69.76%	30.24%	\$340,275.69	\$1,936.11	\$567,281.18	\$1,936.11	\$907,556.87	37.49%	62.51%
MISD.	219	19	238	7.98%	238	92.02%	7.98%							
MH	18	-	18	0.00%	18	100.00%	0.00%							
JUVENILE	13	5	18	27.78%	18	72.22%	27.78%							
PAR./PROB	-	4	4	100.00%	4	0.00%	100.00%							
TERM/ABUSE	68	186	254	73.23%	254	26.77%	73.23%							
Habeas	-	3	3	100.00%	3	0.00%	100.00%							
Supreme Court	-	13	13	100.00%	13	0.00%	100.00%							
Muni. Court	-	-	-		-									
OTHER	16	1	17	5.88%	17	94.12%	5.88%							
TOTAL	477	293	770	38.05%	770	61.95%	38.05%							

28TH CIRCUIT CLOSED CASES/CLAIMS PAID



28TH CIRCUIT PDC/AC DISBURSEMENTS



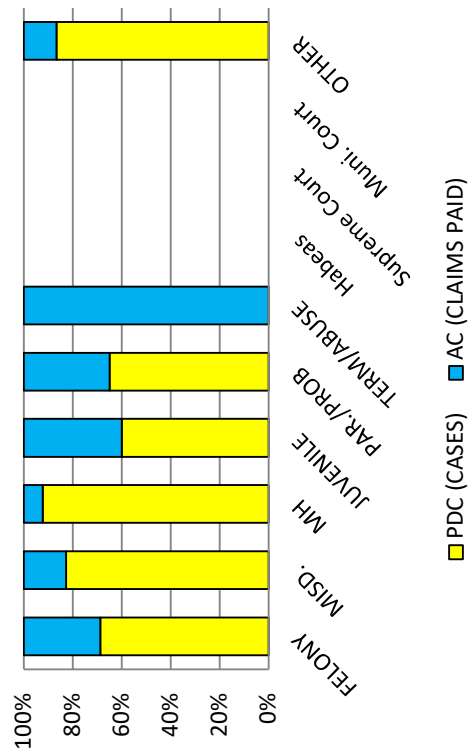
30TH CIRCUIT (MINGO COUNTY)

PDC CASES CLOSED COMPARED TO AC CLAIMS PAID FY 2021

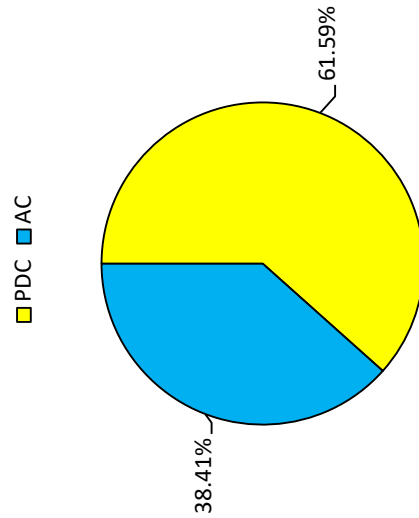
CASE TYPES	PDC	AC	TOTAL	%PDC	%AC	PDC DISBURSEMENTS	AC DISBURSEMENTS	TOTAL	%PDC	%AC
FELONY	321	146	467	68.74%	31.26%	\$576,904.30	\$359,759.03	\$936,663.33	61.59%	38.41%
MISD.	287	60	347	82.71%	17.29%					
MH	24	2	26	92.31%	7.69%					
JUVENILE	12	8	20	60.00%	40.00%					
PAR./PROB	13	7	20	65.00%	35.00%					
TERM/ABUSE	-	73	73	0.00%	100.00%					
Habeas	-	-	-							
Supreme Court	-	-	-							
Muni. Court	-	-	-							
OTHER	39	6	45	86.67%	13.33%					
TOTAL	696	302	998	69.74%	30.26%	\$828.89	\$1,191.26			

30TH CIRCUIT

CLOSED CASES/CLAIMS PAID



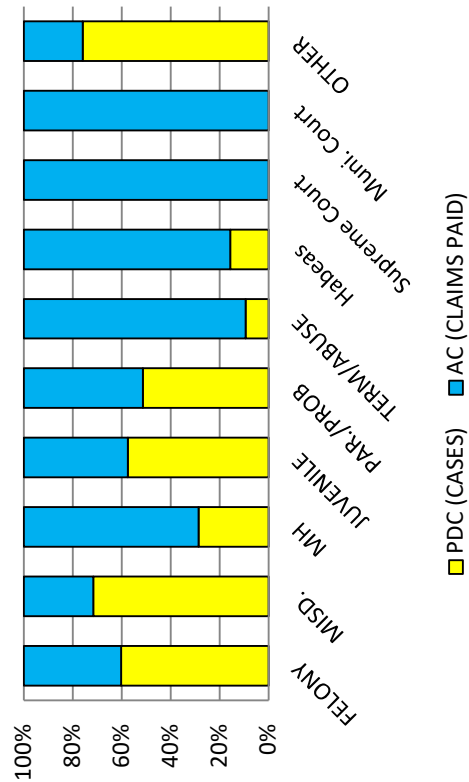
30TH CIRCUIT PDC/AC DISBURSEMENTS



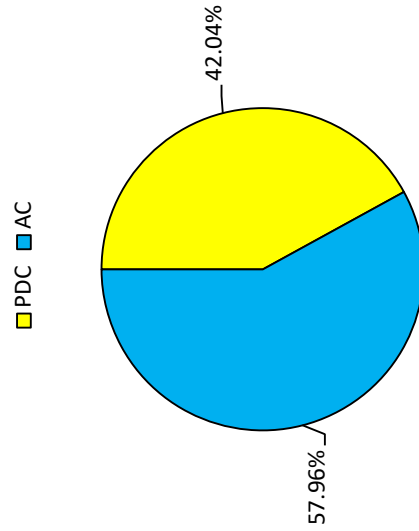
STATISTICS FOR BOTH PDC AND APPOINTED COUNSEL STATEWIDE
PDC CASES CLOSED COMPARED TO ALL AC CLAIMS PAID FY 2021

CASE TYPES	PDC	AC	TOTAL	%PDC	%AC	PDC DISBURSEMENTS	AC DISBURSEMENTS	TOTAL	%PDC	%AC
FELONY	9,063	5,992	15,055	60.20%	39.80%	\$19,270,957.75	\$26,570,493.20	\$45,841,450.95	42.04%	57.96%
MISD.	16,056	6,355	22,411	71.64%	28.36%					
MH	833	2,082	2,915	28.58%	71.42%					
JUVENILE	1,413	1,044	2,457	57.51%	42.49%					
PAR./PROB	1,267	1,200	2,467	51.36%	48.64%					
TERM/ABUSE	842	8,183	9,025	9.33%	90.67%					
Habeas	27	145	172	15.70%	84.30%					
Supreme Court	-	299	299	0.00%	100.00%					
Muni. Court	-	297	297	0.00%	100.00%					
OTHER	1,678	533	2,211	75.89%	24.11%					
TOTAL	31,179	26,130	57,309	54.41%	45.59%	\$618.07	\$1,016.86			
						AVG PDC COST PER CASE	AVG AC COST PER CASE			

STATEWIDE
CLOSED CASES/CLAIMS PAID



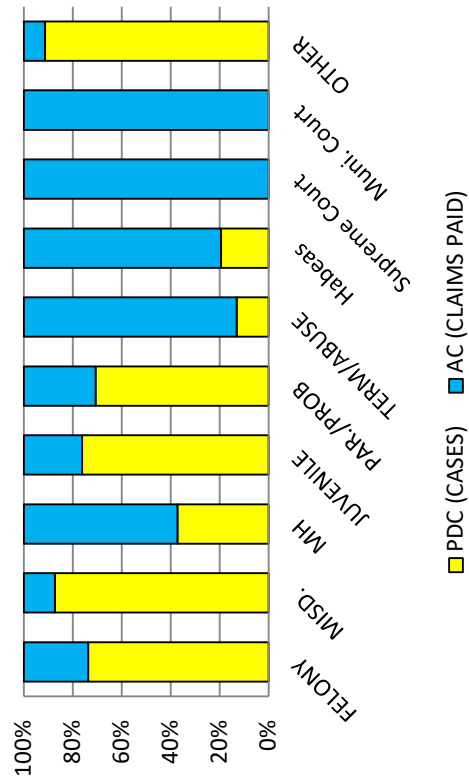
STATEWIDE
PDC/AC DISBURSEMENTS



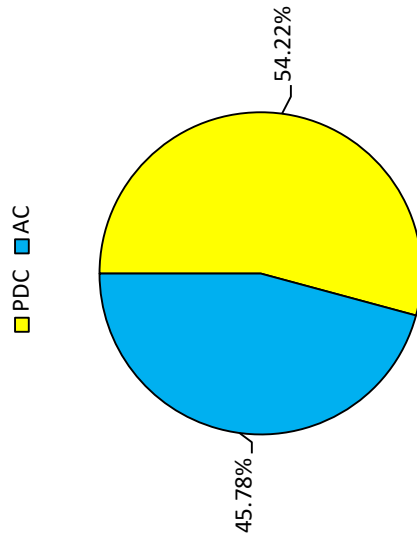
ALL PUBLIC DEFENDER CORPORATION CIRCUITS (19 CIRCUITS, 30 COUNTIES) (Excludes Mason County)
PDC CASES CLOSED COMPARED TO AC CLAIMS (WITHIN PDC CIRCUITS) PAID FY 2021

CASE TYPES	PDC	AC	TOTAL	%PDC	%AC	PDC DISBURSEMENTS	AC DISBURSEMENTS	TOTAL	%PDC	%AC
FELONY	9,063	3,241	12,304	73.66%	26.34%	\$19,270,957.75	\$16,271,358.17	\$35,542,315.92	54.22%	45.78%
MISD.	16,056	2,328	18,384	87.34%	12.66%					
MH	833	1,403	2,236	37.25%	62.75%					
JUVENILE	1,413	442	1,855	76.17%	23.83%					
PAR./PROB	1,267	526	1,793	70.66%	29.34%					
TERM/ABUSE	842	5,627	6,469	13.02%	86.98%					
Habeas	27	112	139	19.42%	80.58%					
Supreme Court	-	216	216	0.00%	100.00%					
Muni. Court	-	181	181	0.00%	100.00%					
OTHER	1,678	158	1,836	91.39%	8.61%					
TOTAL	31,179	14,234	45,413	68.66%	31.34%	\$618.07	\$1,143.13			
						AVG PDC COST PER CASE	AVG AC COST PER CASE			

CLOSED CASES/CLAIMS PAID
WITHIN PDC CIRCUITS




PDC/AC DISBURSEMENTS
WITHIN PDC CIRCUITS



Appendix D

Appointed Counsel Payee Totals



Miranda Rights (the police obligation to inform you of your Fifth Amendment right of an individual to refuse "to be a witness against" themselves and Sixth Amendment right to an attorney) was established in Miranda v. Arizona (1966).

*Ernesto Miranda was not informed of his rights prior to the police interrogation. During the two-hour interrogation, Miranda allegedly confessed to committing the crimes, which the police apparently recorded. Miranda, who had not finished ninth grade and had a history of mental instability, had no counsel present. At trial, the prosecution's case consisted solely of his confession.**

- **Fees & Expenses Paid by Payee Total Claims in Descending Order**
 - **Attorney Fees**
 - **Direct Expenses**
 - **Rojas**
- **Fees & Expenses Paid by Payee Total Claims in Alphabetical Order**
 - **Attorney Fees**
 - **Direct Expenses**
 - **Rojas**
- **Travel Claims**
- **Travel & Investigator Expenses – Three Year Comparison**
- **Top 100 Highly Compensated Panel Attorneys with In/Out of Court Hours – Three Year Comparison**

* Source: https://www.thirteen.org/wnet/supremecourt/rights/landmark_miranda.html

**PUBLIC DEFENDER SERVICES
APPOINTED COUNSEL FEES AND EXPENSES PAID
TOTALS**

Category	TOTAL \$	# OF CLAIMS
Fees	26,168,975.34	33,990
Direct Expenses	394,102.54	287
Rojas	7,415.32	3
Fiscal Year 2021 Total	26,570,493.20	34,280

**PUBLIC DEFENDER SERVICES
APPOINTED COUNSEL FEES AND EXPENSES PAID**

FEES		(DESCENDING ORDER BY TOTAL \$)		
*	PAYEE	TOTAL \$	# OF CLAIMS	OFFICE LOCATION
	CHILDLAW SERVICES INC	355,158.30	127	PRINCETON, WV
	LYONS PHILLIPS LEGAL GROUP PLLC	296,018.25	385	MORGANTOWN, WV
	ROSINSKY LAW OFFICE	250,014.01	168	HUNTINGTON, WV
*	VICTOR & VICTOR LLP	241,405.50	219	CHARLESTON, WV
*	SHERMAN, LAWRENCE E., JR., LC	232,565.81	463	ROMNEY, WV
*	MOUNTAINEER LEGAL SERVICES PLLC	212,522.97	533	GRAFTON, WV
*	WHITT, MICHAEL R.	210,494.12	96	LEWISBURG, WV
*	GRUNAU LAW OFFICES PLLC	202,537.32	143	MORGANTOWN, WV
*	WEESE, HEATHER M., LAW OFFICE OF PLLC	199,796.05	144	ELKINS, WV
*	FUNKHOUSER & SMITH PLLC	196,290.02	340	FAIRMONT, WV
	HUGHART LAW OFFICE	180,588.31	143	SISSONVILLE, WV
*	RICHARDSON, IRA, LAW OFFICE OF PLLC	167,815.48	162	CLARKSBURG, WV
	CHILDERS, SHARON	166,586.44	274	CHARLESTON, WV
	BLANKENSHIP LAW	165,512.30	67	BARBOURSVILLE, WV
	PULLIN FOWLER FLANAGAN BROWN & POE PLLC	164,426.55	251	CHARLESTON, WV
*	HAGER & LAWSON PLLC	163,941.67	277	PRINCETON, WV
*	WILLIAMS, DEAN E.	162,938.48	277	GLEN DALE, WV
*	RUTH LAW OFFICES PLLC	162,694.99	148	WINFIELD, WV
*	ADKINS, DONNIE L., II, LAW OFFICE OF PLLC	161,455.12	100	CHARLESTON, WV
*	NESSEL LAW FIRM	160,703.48	161	HUNTINGTON, WV
*	PRENTICE, TIMOTHY H.	155,150.31	281	ELKINS, WV
*	CAMPBELL & SMITH PLLC	154,563.38	210	CHARLESTON, WV
*	LOCKWOOD, JAMELLA L.	152,942.24	216	BUCKHANNON, WV
*	POWELL, ERIC K.	149,203.95	199	PARKERSBURG, WV
*	BULLMAN & BULLMAN	146,908.63	186	CHARLESTON, WV
*	KELLEY, DAVID B., LAW OFFICE OF	145,042.49	91	BLUEFIELD, VA
*	SOUTHERN WV LAW CLINIC	143,443.96	82	BECKLEY, WV
*	HATFIELD, KAREN S., LAW OFFICE OF PLLC	141,884.77	260	GILBERT, WV
	WHITE & CLYBURN LAW OFFICES	140,821.06	121	MOUNDSVILLE, WV
*	DAVIS, GREGG PHILLIP	138,455.72	151	ARTHURDALE, WV
*	J A M LAW PLLC	138,190.25	146	HARRISVILLE, WV
*	PRITT & SPANO PLLC	137,871.00	195	CHARLESTON, WV
*	TINGLER, GREGORY R.	137,780.91	110	ELKINS, WV
*	DINARDI, PETER D.	136,670.76	83	MORGANTOWN, WV
*	JOHNSON, REBECCA S., LAW OFFICE OF	134,934.29	59	CHARLESTON, WV
*	SHAW & SHAW LC	134,434.23	184	POINT PLEASANT, WV
*	SNEAD, M. E., LAW FIRM OF PLLC	134,356.04	226	WEBSTER SPRINGS, WV
	CALLAGHAN & CALLAGHAN PLLC	134,040.60	37	SUMMERSVILLE, WV
	NESTOR, WILLIAM T., PLLC	133,004.77	174	ELKINS, WV
*	CHATTIN, ANDREW B.	132,621.63	190	CHARLESTON, WV
*	HIVELY, HERBERT L.	130,420.38	303	CHARLESTON, WV
	BRAMBLE, MARK A.	129,884.64	126	CHARLESTON, WV
	ESCUE LAW OFFICE	128,527.45	245	HURRICANE, WV
	DALTON, NIC, LAW PLLC	128,147.27	94	POINT PLEASANT, WV
*	BRISCOE, L. SCOTT	128,103.46	244	DANVILLE, WV
	BELLOMY & TURNER LC	127,245.26	333	HUNTINGTON, WV
*	MCPHERSON, JIMMY SCOTT, JR.	125,860.57	130	PRINCETON, WV
	SHAFFER LAW	125,745.76	211	CHARLESTON, WV
*	FOLICKMAN & TURKETT, LAW OFFICE OF PLLC	123,536.23	467	FAIRMONT, WV
*	MOLAW PLLC	121,367.21	244	WEIRTON, WV
	NELSON LEGAL SERVICES LC	120,748.04	84	PETERSBURG, WV
*	SAFCSAK, MICHAEL, LAW OFFICE OF PLLC	120,729.27	154	FAIRMONT, WV

**PUBLIC DEFENDER SERVICES
APPOINTED COUNSEL FEES AND EXPENSES PAID**

FEES		(DESCENDING ORDER BY TOTAL \$)		
*	PAYEE	TOTAL \$	# OF CLAIMS	OFFICE LOCATION
*	KRATOVIŁ LAW OFFICES PLLC	120,499.88	153	CHARLES TOWN, WV
	WEATHERHOLT LEGAL SERVICES PLLC	119,596.71	127	MOOREFIELD, WV
	GARRETT & GARRETT	118,944.97	98	MOOREFIELD, WV
	LONG, ROBBY N., LAW OFFICE OF LC	118,453.26	182	WINFIELD, WV
*	FLINCHUM, R. KEITH	118,284.71	153	PRINCETON, WV
*	MAGANN LAW OFFICE PLLC	118,055.25	83	BLUEFIELD, WV
*	BLAIR, JERRY	116,204.72	113	CLARKSBURG, WV
*	STURM, HEIDI M. GEORGI	115,680.62	89	FAIRMONT, WV
*	RICHARDSON, DAVID B., LAW OFFICE	115,100.76	133	WINFIELD, WV
*	NEISWONGER & WHITE	114,613.15	176	MOUNDSVILLE, WV
*	EVANS, THOMAS HANNA, PLLC	113,706.74	133	OCEANA, WV
*	HARVEY & JANUTOLO	113,618.29	73	BLUEFIELD, WV
*	DAVIS, JEFFERY A.	111,899.99	107	CLAY, WV
	BLAIR LAW FIRM PLLC	110,373.40	131	VIRGINIA BEACH, VA
*	SIMMONS, HUNTER, LAW OFFICE OF	108,519.28	275	BUCKHANNON, WV
*	ANDERSON, JOHN CLARK	107,882.76	139	LEWISBURG, WV
*	MCCLUNG LAW OFFICES	106,020.96	143	CHARLESTON, WV
	BAKER & HONAKER PLLC	105,957.95	180	RIPLEY, WV
*	WILSON LAW OFFICE	105,761.31	211	KEYSER, WV
*	EDMOND & BAUM PLLC	104,475.12	149	WHEELING, WV
	RESETER, ANDREW TYLER	103,994.78	119	MORGANTOWN, WV
*	CLINE, TENISHA DAWN	102,770.69	188	BAIDEN, WV
*	ROGERS, JOHN C., ATTORNEY AT LAW PLLC	102,638.86	299	MORGANTOWN, WV
*	NANNERS LAW OFFICE PLLC	102,150.97	144	BUCKHANNON, WV
	HILL, SUSIE, ATTORNEY AT LAW PLLC	101,978.99	51	CROSS LANES, WV
	HUNT LEGAL GROUP PLLC	101,970.12	81	FAIRVIEW, WV
*	KIRKPATRICK LAW OFFICE PLLC	101,076.17	139	BECKLEY, WV
*	BAILEY, BRIAN W., ATTORNEY AT LAW PLLC	99,925.88	136	BUCKHANNON, WV
	BOWEN LAW OFFICE PLLC	98,954.42	151	WEST HAMLIN, WV
*	DOTSENKO LAW OFFICES PLLC	98,924.67	78	CHARLESTON, WV
*	DILLON, WELLS H.	97,564.52	76	PARKERSBURG, WV
	GREGORY, BETTY SUE CLARK	97,291.05	127	LINN, WV
	KURELAC LAW OFFICE	97,287.38	61	WHEELING, WV
*	MASCIO, DAVID A., LAW OFFICE OF	96,708.76	31	WEIRTON, WV
	MOSES, JOSEPH J.	96,199.28	45	WHEELING, WV
	EVERETT, MARK, ATTORNEY AT LAW PLLC	95,911.30	129	MORGANTOWN, WV
*	SHOUGH, SCOTT A.	95,275.82	173	FAIRMONT, WV
	PLANTS LAW FIRM PLLC	94,841.66	118	SO CHARLESTON, WV
*	RUMORA & RUMORA LC	93,998.42	141	WILLIAMSON, WV
	COURTRIGHT LAW OFFICES PLLC	93,167.54	82	HURRICANE, WV
	JURCO, JOHN M.	92,404.12	53	ST CLAIRSVILLE, OH
*	KOSTENKO & OSGOOD LC	89,920.14	245	DANIELS, WV
*	JANUTOLO LAW PLLC	89,733.00	206	PRINCETON, WV
	MASTERS, IAN	87,967.58	145	CHARLES TOWN, WV
	MARTIN, JAMES RUDOLPH	87,615.06	126	CHARLESTON, WV
*	WIEDEL, DIANA CARTER	87,201.54	85	WILLIAMSON, WV
	HILL LAW FIRM PLLC	86,740.70	55	CHARLESTON, WV
*	MORGAN, DENNIE S.	86,454.14	155	BECKLEY, WV
	HAMILTON, CHARLES R.	86,120.55	137	CHARLESTON, WV
*	WILCOX, TIMBERA C.	85,531.16	219	CHARLESTON, WV
	LORD, JASON S.	85,289.68	113	CHARLESTON, WV
*	OSHOWAY, F. JOHN	84,052.15	104	GRANTSVILLE, WV

**PUBLIC DEFENDER SERVICES
APPOINTED COUNSEL FEES AND EXPENSES PAID**

FEES		(DESCENDING ORDER BY TOTAL \$)		
*	PAYEE	TOTAL \$	# OF CLAIMS	OFFICE LOCATION
	MILLER, LATACHIA, ESQUIRE PLLC	83,906.80	77	BECKLEY, WV
	WOLFE, B. SCOTT, LAW OFFICE OF PLLC	83,629.43	59	HARRISVILLE, WV
	HAWKINS, JAMES E., JR.	83,587.00	160	BUCKHANNON, WV
	TICHENOR LAW OFFICE	83,414.21	61	FAIRMONT, WV
	MICHAEL, GREGORY G.	82,888.07	168	FAIRMONT, WV
	STEDMAN, JASON, LAW OFFICES OF	82,460.57	121	MARTINSBURG, WV
	ARNOLD & BAILEY PLLC	81,631.50	72	CHARLES TOWN, WV
*	FREEMAN LAW OFFICES	81,328.89	179	CHARLESTON, WV
*	CHITTUM, KENNETH E. AND ASSOCIATES PLLC	81,093.37	62	BLUEFIELD, WV
	HANDLEY & HUNT PLLC	80,919.92	122	POINT PLEASANT, WV
	HYLTON LAW OFFICE PLLC	80,660.03	36	BEAVER, WV
	SLAVEY & SHUMAKER PLLC	80,422.52	109	MORGANTOWN, WV
*	FARQUHARSON, WYCLIF SCOTT	80,037.37	85	BLUEFIELD, WV
*	STARCHER, KENNY R.	78,997.50	53	CHARLESTON, WV
	THE KUHL LAW OFFICE PLLC	78,935.26	137	HURRICANE, WV
*	DEMOSS, DAVID B.	78,257.40	124	FAIRMONT, WV
*	WILDMAN, ERIC KEITH	77,908.18	99	FAIRMONT, WV
	VAN ZANT, SUSAN J., LC	77,394.70	78	WILLIAMSON, WV
*	YOUNG, WILLIAM PRENTICE, PLLC	76,657.25	17	SHEPHERDSTOWN, WV
*	LEFLER & BOGGS PLLC	75,898.93	75	BECKLEY, WV
*	FITTRO, JONATHAN	75,807.81	48	CLARKSBURG, WV
	SHREVE LAW FIRM	75,375.26	90	MORGANTOWN, WV
	ROLLO, LANCE E.	74,920.84	118	MORGANTOWN, WV
	GREEN, LISA A., LAW OFFICE OF	74,821.50	39	SHEPHERDSTOWN, WV
	ROBEY, J., LAW PLLC	74,403.40	78	BRIDGEPORT, WV
	KURELAC, PATRICIA A., ATTORNEY AT LAW	74,236.08	71	MOUNDSVILLE, WV
*	HOLSTEIN LAW OFFICE	73,390.28	104	HURRICANE, WV
	KLIE LAW OFFICES PLLC	72,485.44	54	BUCKHANNON, WV
	PANEPINTO, MARK D.	72,280.09	21	WHEELING, WV
*	MURPHY, S. SEAN, PLLC	72,170.20	27	MORGANTOWN, WV
	TREADWAY, JOHN H., JR.	71,994.19	108	MOOREFIELD, WV
*	NOLAN LAW FIRM	71,829.75	195	LAVALLETTE, WV
*	POLVERINI AND NORMAN PLLC	69,416.73	47	BRIDGEVILLE, WV
	DUNLAP, ROBERT, ESQ. PLLC	69,241.27	53	BECKLEY, WV
	KAYSER LAYNE & CLARK PLLC	68,988.67	82	POINT PLEASANT, WV
*	GARVIN LAW PLLC	67,703.47	59	NUTTER FORT, WV
	KETTERING DELLIGATTI LAW OFFICES PLLC	67,691.03	119	FAIRMONT, WV
*	KAVITZ LAW PLLC	67,654.48	202	CHARLESTON, WV
*	HINERMAN, HOLLY W.	66,198.56	49	MORGANTOWN, WV
	HUFFMAN, WILLIAM O.	65,875.99	55	PRINCETON, WV
*	COLVIN, NICHOLAS FORREST, LAW OFFICE OF ESQ., PLLC	65,620.27	50	MARTINSBURG, WV
	SCALES LAW OFFICE	65,490.36	51	MARTINSBURG, WV
	EASTON, BRENT, ATTORNEY AT LAW PLLC	65,392.62	139	DAVIS, WV
	CLAY LAW FIRM PLLC	65,384.43	26	FAYETTEVILLE, WV
*	GUNN, ERICA BRANNON, ATT AT LAW PLLC	63,841.26	285	SPENCER, WV
*	HOLLANDSWORTH, RICHARD W.	63,636.94	151	WHEELING, WV
	MOORE, JUSTON H., PLLC	63,494.20	141	WAYNE, WV
*	NAVY, L. VICTOR	63,431.86	107	BARBOURSVILLE, WV
*	DAVIS, KEVIN P.	63,310.65	169	CHARLESTON, WV
	GUNNOE LAW OFFICE	63,029.12	76	HINTON, WV
*	MUNOZ, A. JOSEPH, LAW FIRM OF	62,682.00	40	PARKERSBURG, WV
	KEATON FRAZER & MILLESON PLLC	62,039.20	95	ROMNEY, WV

**PUBLIC DEFENDER SERVICES
APPOINTED COUNSEL FEES AND EXPENSES PAID**

FEES		(DESCENDING ORDER BY TOTAL \$)		
*	PAYEE	TOTAL \$	# OF CLAIMS	OFFICE LOCATION
	STEPTOE & JOHNSON PLLC	61,908.52	49	BRIDGEPORT, WV
	MOORE, DAVID K.	61,712.38	51	RIPLEY, WV
*	FRYE, ANDREW NEIL, III	61,647.17	59	MORGANTOWN, WV
*	MORGAN, DEAN	61,633.28	83	MORGANTOWN, WV
*	COOK LAW OFFICES PLLC	61,456.60	105	BARBOURSVILLE, WV
	THE FORD LAW FIRM PLLC	61,284.78	67	LEWISBURG, WV
	SELDEN LAW OFFICES LC	60,643.85	35	BECKLEY, WV
	WILKINSON, ROBERT E., ATTORNEY AT LAW	59,893.56	27	HUNTINGTON, WV
	MATHERLY, JEFFREY K.	59,504.34	57	MARTINSBURG, WV
*	MICK, REBECCA E.	59,137.53	43	CHARLESTON, WV
	BAYLISS, SHAWN D.	59,105.23	52	HURRICANE, WV
	HOBBS, MARK E.	58,689.59	46	CHAPMANVILLE, WV
*	WHITEMAN BURDETTE PLLC	58,683.20	99	FAIRMONT, WV
	PRALL, THOMAS J.	58,682.91	141	WESTON, WV
*	PRICE, SHANNON N.	58,667.97	50	BEECH BOTTOM, WV
*	HALL, SARA B., THE LAW OFFICE OF PLLC	58,659.56	86	FAIRMONT, WV
	THE BISCHOFF LAW FIRM PLLC	57,939.79	48	SHEPHERDSTOWN, WV
	MANCHIN INJURY LAW GROUP PLLC	57,785.09	27	FAIRMONT, WV
*	TAYLOR & HINKLE ATTORNEY AT LAW INC	57,215.87	42	BECKLEY, WV
*	CISCO-STURGELL, KATHRYN	57,106.00	63	LAVALETTE, WV
	TAYLOR, PAUL G., LAW OFFICES OF PLLC	57,078.92	56	MARTINSBURG, WV
*	WORKMAN, ELLIOTT E., PLLC	56,989.04	102	MADISON, WV
	BARNETT, KENNETH J., LC	56,828.67	23	SUMMERSVILLE, WV
*	SCOTT, JOHN A.	55,983.04	55	CLARKSBURG, WV
*	FARNSWORTH LAW OFFICE	55,804.11	47	PARKERSBURG, WV
*	PETTIJOHN LAW GROUP LC	55,230.57	131	LEWISBURG, WV
	GREGORY, J., LAW FIRM LC	55,148.26	21	OAKLAND, MD
	NOGAY, CATHRYN A.	55,127.34	35	WEIRTON, WV
*	KLATT LAW OFFICES PLLC	55,019.18	48	WHEELING, WV
*	MEADOWS, TODD R.	54,494.44	63	ONA, WV
	ADAMS LEGAL GROUP PLLC	54,299.47	45	MORGANTOWN, WV
*	BLACKWATER LAW PLLC	54,064.85	30	KINGWOOD, WV
	WILLIAMS, JOHN E., JR.	53,999.70	94	PRINCETON, WV
	SHAY, JAMES EDWARD, JR.	53,907.70	47	BRUCETON MILLS, WV
*	DALBY, NANCY A., ATTORNEY AT LAW	53,524.73	38	SHEPHERDSTOWN, WV
*	ANDERSON, ERIC B., PLLC	52,736.98	69	HUNTINGTON, WV
	BARNEY LAW PLLC	51,785.96	97	HURRICANE, WV
	SANTA BARBARA, M., LAW OFFICE	51,674.22	112	MARTINSBURG, WV
	THORNE, STEVEN M.	49,969.50	88	LOGAN, WV
*	FAERBER, KRISTOPHER	49,724.30	47	CHARLESTON, WV
	CLINE LAW	49,704.70	37	WEIRTON, WV
	YOHO, AARON PAUL	49,511.99	106	KINGWOOD, WV
*	NETHKEN LAW OFFICE PLLC	48,939.96	258	MORGANTOWN, WV
*	THOMPSON, JOHN M.	48,474.99	78	OAK HILL, WV
*	PARKULO, JOHN F.	48,003.50	40	DANIELS, WV
	WILSON, CHRISTOPHER M., LAW OFFICE OF PLLC	47,714.15	49	FAIRMONT, WV
*	ASBURY LAW OFFICE PLLC	47,652.37	28	CLAY, WV
	SHAFFER & SHAFFER	47,532.68	71	MADISON, WV
*	LIVINGOOD, ROBB	47,527.73	54	MORGANTOWN, WV
	REED, JEFFREY B., ATTORNEY PLLC	47,308.46	23	PARKERSBURG, WV
*	RABER LAW OFFICES PLLC	47,266.74	65	SAINT MARYS, WV
*	ISNER LAW OFFICE LC INC	47,205.23	88	ELKINS, WV

**PUBLIC DEFENDER SERVICES
APPOINTED COUNSEL FEES AND EXPENSES PAID**

FEES		(DESCENDING ORDER BY TOTAL \$)		
*	PAYEE	TOTAL \$	# OF CLAIMS	OFFICE LOCATION
	LAMBERT LAW OFFICES PLLC	47,073.03	47	HURRICANE, WV
	RJH LAW	46,737.38	70	INWOOD, WV
	THE BRIGHT LAW FIRM PLLC	46,531.87	66	KINGWOOD, WV
*	CISCO, ROBIN	46,448.13	62	WILLIAMSON, WV
	ORNDORFF, JOSHUA W., PLLC	46,049.53	106	MOOREFIELD, WV
	ROLLO, EDMUND J.	45,743.00	77	MORGANTOWN, WV
*	HOLROYD, FRED F.	45,471.05	104	CHARLESTON, WV
	FAIR, MATTHEW HALL, ATTORNEY AT LAW	45,353.58	96	ELKINS, WV
*	WALKER, LELA, ATTY AT LAW PLLC	45,096.06	121	OCEANA, WV
*	HATFIELD LAW A LEGAL CORPORATION	45,051.57	49	BARBOURSVILLE, WV
*	TYSON, DAVID R.	44,977.29	120	HUNTINGTON, WV
	MORGAN, WARD, LAW OFFICE OF	44,513.80	43	BLUEFIELD, WV
*	COTTRILL, TYLER K.	44,220.15	41	MORGANTOWN, WV
*	SANDERS & AUSTIN	43,657.11	64	PRINCETON, WV
	STEPHENS, GLORIA M.	43,504.58	33	WELCH, WV
	YANNI LAW FIRM	43,440.15	124	MARTINSBURG, WV
*	CONWAY LAW OFFICE	43,255.50	62	HUNTINGTON, WV
*	CHRIST, KATRINA M., ATTORNEY AT LAW	43,251.17	33	VIENNA, WV
*	ADAMS LAW FIRM PLLC	42,949.58	25	MARTINSBURG, WV
*	BROCK, MATTHEW C.	42,930.92	59	MORGANTOWN, WV
	HELMICK, TERRI, ATTORNEY AT LAW	42,571.21	34	LEWISBURG, WV
	STARCHER, HEATHER L., LAW OFFICE OF	42,466.00	28	PARKERSBURG, WV
	GENTILOZZI & ASSOCIATES	42,121.71	156	CLARKSBURG, WV
	ROZAS LAW OFFICE LLC	41,900.79	49	CUMBERLAND, MD
	SHAFFER LAW OFFICES	41,768.35	20	WHEELING, WV
	PENNINGTON, WILLIAM L.	41,650.54	47	MORGANTOWN, WV
	CURIA, JOSEPH A., III	41,475.50	50	CHARLESTON, WV
	PRATT, LENA D.	41,306.20	34	LOGAN, WV
	CAMPBELL WOODS PLLC	41,210.36	31	HUNTINGTON, WV
	STEWART, P. ZACHARY, LAW OFFICE OF	41,079.94	13	WEIRTON, WV
*	WRIGHT, STEVEN MCKAY	40,682.72	54	HUNTINGTON, WV
	CLINE & SINGH PLLC	40,401.77	29	WEIRTON, WV
*	LYALL, JERRY M.	40,383.93	54	WILLIAMSON, WV
	WOODS, JOHN	40,370.69	92	BELLEVILLE, WV
	MAUSER, BERNARD R.	39,740.04	50	SUTTON, WV
	CAREY, JAMES T.	39,730.62	88	WEIRTON, WV
*	DEAN LAW OFFICES PLLC	39,638.45	52	SAINT ALBANS, WV
	STEED, DEBRA L., PLLC	39,586.73	35	PARKERSBURG, WV
	BEAN & BEAN	39,569.30	54	MOOREFIELD, WV
	DAVENPORT & KNIPP PLLC	39,558.62	44	WEST HAMLIN, WV
*	FRANCIS, ERIC M.	39,487.82	24	LEWISBURG, WV
	CONAWAY & CONAWAY	38,927.18	72	MADISON, WV
*	WALL, RANDALL D.	38,585.50	364	HUNTINGTON, WV
	WHITE, MAX H., PLLC	37,820.11	103	KEYSER, WV
	HUSON, ALLISON K.	37,509.96	55	HUNTINGTON, WV
	WHITE, KEITH ATTORNEY AT LAW	37,488.71	59	ST MARYS, WV
*	STACY LAW OFFICES	37,400.63	83	MORGANTOWN, WV
*	GLAZER SAAD ANDERSON LC	37,336.45	51	HUNTINGTON, WV
	STEDMAN & RIDDELL	36,471.71	50	MARTINSBURG, WV
*	JEFFRIES, NIGEL E., ATTORNEY AT LAW PLLC	36,401.77	49	SOUTH CHARLESTON, WV
	BLYLER, HOWARD J.	35,920.45	52	COWEN, WV
	MCCLURE LAW PLLC	35,612.32	39	CLARKSBURG, WV

* - Uses Third Party Financing

**PUBLIC DEFENDER SERVICES
APPOINTED COUNSEL FEES AND EXPENSES PAID**

FEES		(DESCENDING ORDER BY TOTAL \$)		
*	PAYEE	TOTAL \$	# OF CLAIMS	OFFICE LOCATION
	MORGAN, DAMON B.	35,389.84	94	POINT PLEASANT, WV
*	BAILEY LEGAL SERVICES PLLC	35,205.90	29	BARBOURSVILLE, WV
	GREINER & CYRUS LC	35,009.57	39	HUNTINGTON, WV
	CWV LEGAL SERVICES	34,878.54	18	PUNTA GORDA, FL
*	REDMAN & PAYNE	34,830.17	24	CHARLESTON, WV
*	FLANIGAN LAW OFFICE	34,497.68	90	PRINCETON, WV
	LONG LAW OFFICES PLLC	34,455.91	55	SCOTT DEPOT, WV
*	STACY, JAMES D.	34,403.88	63	MORGANTOWN, WV
*	COLLINS LAW OFFICE PLLC	34,336.00	48	CHARLESTON, WV
	KARICKHOFF, DAVID	34,182.44	134	SUTTON, WV
	LANTZ LAW OFFICE	34,131.61	33	MOUNDSVILLE, WV
	DEHAVEN, CARRIE F.	33,876.65	18	LEWISBURG, WV
*	RICE, WILLIAM T.	33,872.75	14	MARTINSBURG, WV
	MYERS, JESSICA E.	33,792.58	32	PARKERSBURG, WV
	BABINEAU, ROBYN M., ATTORNEY AT LAW	33,787.06	65	FAIRMONT, WV
	HARDY LAW FIRM	33,407.93	44	HILLSBORO, WV
*	SCHEETZ, CHRISTOPHER A.	32,939.97	31	FOLLANSBEE, WV
*	YOUNGER, C. CHRISTOPHER	32,858.00	32	WILLIAMSON, WV
	BIDDLE, JACQUELYN STOUT	32,545.99	11	HUNTINGTON, WV
*	BEAVERS LAW FIRM PLLC	32,064.06	22	BLUEFIELD, WV
	KUHN & HAINES LC	32,036.05	38	KEYSER, WV
	HARBOUR, PAULA L., ATTORNEY AT LAW PLLC	31,906.50	18	HUNTINGTON, WV
*	DASCOLI LAW OFFICE	31,902.00	91	CHARLESTON, WV
	MCCLURE GOAD PLLC	31,834.71	111	HUNTINGTON, WV
	ERHARD, CRAIG P., LAW OFFICES OF PLLC	31,737.80	72	FAIRMONT, WV
	SCANTLEBURY, PHILLIP A.	31,478.78	42	PRINCETON, WV
	BUCY, WINIFRED L.	31,258.06	17	BECKLEY, WV
	STOLLINGS, HARLEY E.	31,104.27	21	SUMMERSVILLE, WV
*	FRENCH, ELIZABETH A.	31,083.30	36	PRINCETON, WV
	FRAME, JARED S., ATTORNEY AT LAW PLLC	30,077.37	26	SUTTON, WV
	TORRES, GEORGE M.	29,702.87	34	PARKERSBURG, WV
	WALLACE, MICHAEL K.	29,479.78	34	SOUTH CHARLESTON, WV
	MCGRAW LAW OFFICES	29,126.93	31	PROSPERITY, WV
	JARRELL, CYNTHIA J.	29,040.95	11	DANVILLE, WV
	HARWOOD, JASON D.	28,467.14	83	LOGAN, WV
	MARTINO, GARY J.	28,338.50	41	ANMOORE, WV
	MCDONALD, STEVIE L., THE LAW OFFICE OF	28,286.67	66	RIVESVILLE, WV
*	DEVORE LAW OFFICE PLLC	28,035.50	34	PARKERSBURG, WV
	DONADIEU LAW	27,535.37	16	WINCHESTER, VA
	CONNOLEY, KEVIN R.	26,961.41	39	MORGANTOWN, WV
	DAVIS, R. STEPHEN	26,306.50	9	BECKLEY, WV
*	HARMAN, MARLA ZELENE	26,068.33	38	FRANKLIN, WV
	BROWN-BAILEY, COLLEEN MICHELLE	25,949.73	26	BECKLEY, WV
*	PRITT, JUSTIN D., LAW OFFICE OF PLLC	25,778.18	39	MILTON, WV
	GEARY & GEARY LC	25,717.66	32	PETERSBURG, WV
*	RAY LAW PLLC	25,096.75	23	MORGANTOWN, WV
	MORGAN, TONY	25,028.95	29	GRANTSVILLE, WV
	THOMPSON, DAVID G.	25,017.88	70	PINEVILLE, WV
*	WEESE, TRACY	24,649.67	10	SHEPHERDSTOWN, WV
	HARDY PENCE PLLC	24,523.90	11	CHARLESTON, WV
	LEFLER, DERRICK W., ATTORNEY AT LAW	24,469.97	36	PRINCETON, WV
	HAMILTON, NEAL J.	24,305.06	12	FAIRMONT, WV

**PUBLIC DEFENDER SERVICES
APPOINTED COUNSEL FEES AND EXPENSES PAID**

FEES		(DESCENDING ORDER BY TOTAL \$)		
*	PAYEE	TOTAL \$	# OF CLAIMS	OFFICE LOCATION
*	POWELL, ANDREA P.	24,208.86	14	PRINCETON, WV
	HUNTER LAW OFFICE	24,186.71	28	SCOTT DEPOT, WV
	DICKEN LAW PLLC	23,661.08	50	MORGANTOWN, WV
	MCGANN, KIMBERLY E., LAW OFFICE OF PLLC	23,431.83	32	HUNTINGTON, WV
*	LUPARDUS LAW OFFICE	23,381.24	25	PINEVILLE, WV
*	CONRAD & CONRAD PLLC	23,202.08	26	FAYETTEVILLE, WV
	POWER BECK & MATZUREFF	22,873.62	13	MARTINSBURG, WV
	HAYNIE, BELINDA A.	22,825.93	13	MORGANTOWN, WV
	BALDWIN, SHANNON LEE	22,822.40	57	HERNDON, VA
	WILSON FRAME & METHENEY PLLC	22,818.23	2	MORGANTOWN, WV
	BORROR, MARIA ALMASE	22,722.74	7	MORGANTOWN, WV
	CILIBERTI LAW OFFICE PLLC	22,488.20	23	FAYETTEVILLE, WV
	JACKSON KELLY PLLC	22,486.40	7	CHARLESTON, WV
	LEDFORD, BRANDEN	22,110.38	27	PARKERSBURG, WV
	TRUMP & TRUMP LC	22,082.85	10	BERKELEY SPRINGS, WV
	MANN & MANN LAW OFFICE	21,860.31	23	HINTON, WV
	GLOVER LEGAL PLLC	21,626.74	34	CLARKSBURG, WV
	GWALTNEY, PAUL W., JR.	21,506.92	28	DELLSLOW, WV
*	BELL, SIDNEY H.	21,482.22	22	BEAVER, WV
	RODRIGUEZ, VANESSA LYNN, LAW OFFICES OF	21,451.41	71	FAIRMONT, WV
*	KIRBY & ASHLEY LC	21,414.78	28	BECKLEY, WV
	WITT LAW PLLC	21,322.55	14	HUNTINGTON, WV
	HOUCK, G. TODD, ATTORNEY AT LAW LC	21,200.68	62	MULLENS, WV
	OSBORNE & ASSOCIATES PLLC	20,912.50	15	PRINCETON, WV
*	ALEXANDER LAW OFFICES PLLC	20,903.94	7	WEIRTON, WV
	MOOREHEAD, CHRISTOPHER S.	20,226.56	27	FAYETTEVILLE, WV
	MCCOY, JAMES A.	20,157.70	31	HAMLIN, WV
*	TATE, REBECCA L.	19,803.00	28	FAIRMONT, WV
	WARNICK, ELIZABETH B., ATTORNEY	19,765.27	9	BRUCETON MILLS, WV
	KRAMER, CARIN, LAW OFFICES OF PLLC	19,512.05	44	LEWISBURG, WV
	HEDGES JONES WHITTIER & HEDGES	19,466.76	15	SPENCER, WV
	BOUCHILLON CROSSAN & COLBURN LC	19,057.79	14	HUNTINGTON, WV
*	BROOKS, JOHN B.	18,991.83	22	MORGANTOWN, WV
*	BURTON LAW OFFICE	18,943.50	7	MORGANTOWN, WV
*	EACHUS, MICHAEL N.	18,847.55	9	GALLIPOLIS, OH
*	FROBLE, MICHAEL E.	18,788.50	23	BECKLEY, WV
	MORELAND, CATHE L., PLLC	18,495.06	16	ROMNEY, WV
	SKLAVOUNAKIS LAW OFFICE	18,451.00	80	WHEELING, WV
	SAAD DIXON LAW OFFICE PLLC	18,444.72	12	HUNTINGTON, WV
*	AMICK, PHILLIP RAY	18,302.20	22	LOGAN, WV
	BOTTNER & ASSOCIATES ATTORNEYS AT LAW	18,256.08	44	CHARLES TOWN, WV
*	MIRHOSEINIM, DAVID, ATTORNEY AT LAW	18,116.98	11	BRIDGEPORT, WV
*	BRAGG, STEVEN M., LAW OFFICE OF PLLC	18,086.53	41	BARBOURSVILLE, WV
	CRANSTON & EDWARDS PLLC	17,601.43	24	MORGANTOWN, WV
*	MOORE & ASSOCIATES A PROFESSIONAL CORPORATION	17,355.13	15	CHESTER, WV
	TAYLOR, JENNIFER N.	17,341.71	60	CHARLESTON, WV
*	KING, WAYNE	16,993.00	5	CLAY, WV
	STONE, ROBERT C., JR., PLLC	16,889.51	10	MARTINSBURG, WV
	KUENZEL & ASSOCIATES PLLC	16,760.07	40	CHAPMANVILLE, WV
	SUTTON & JANELLE ATTORNEYS AT LAW PLLC	16,204.05	25	MARTINSBURG, WV
*	WHITTEN LAW OFFICE LC	16,116.99	44	PINEVILLE, WV
	LOGUE, SEAN, PLLC	15,936.49	9	CARNEGIE, PA

**PUBLIC DEFENDER SERVICES
APPOINTED COUNSEL FEES AND EXPENSES PAID**

FEES		(DESCENDING ORDER BY TOTAL \$)		
*	PAYEE	TOTAL \$	# OF CLAIMS	OFFICE LOCATION
	TAYLOR, DONNA E.	15,637.56	46	PARKERSBURG, WV
	MAZE, LESLIE L.	15,555.75	18	ELIZABETH, WV
*	APPALACHIAN LAW PLLC	15,497.88	6	MOUNDSVILLE, WV
	COWDEN LAW OFFICES	15,402.65	11	WEIRTON, WV
	TIPTON LAW OFFICES	15,393.64	30	MORGANTOWN, WV
*	WARMAN, CHERYL L.	15,296.86	17	MORGANTOWN, WV
*	CARY LAW OFFICE PLLC	15,109.45	62	CHARLESTON, WV
	JUBA-PLUMLEY, ROSALEE	14,126.50	6	ELEANOR, WV
	HILL, DAVID L.	14,111.18	51	HURRICANE, WV
*	LOCKWOOD & LOCKWOOD	14,008.24	6	HUNTINGTON, WV
	J LAW	13,814.32	25	VIENNA, WV
	COWDEN, ALLISON ADYNEC	13,636.76	2	WEIRTON, WV
	OGLE, CANDACE L.	13,402.50	29	MORGANTOWN, WV
*	GLASS DEFENSE FIRM	13,334.22	20	CLARKSBURG, WV
	HOLDERBY, TERRANCE JOSEPH, LAW OFFICE OF	13,111.00	80	KEYSER, WV
	ADDAIR LAW OFFICE PLLC	13,031.07	13	HURRICANE, WV
	UMINA LEGAL PLLC	12,605.06	20	MORGANTOWN, WV
	RODGERS, JEFFREY S.	12,450.64	36	LEWISBURG, WV
	DYER LAW OFFICES	11,854.35	12	CLARKSBURG, WV
	ILDERTON LAW PLLC	11,650.53	33	LOGAN, WV
	JUDY & JUDY	11,647.00	22	MOOREFIELD, WV
	EVANS, J. M., LAW LLC	11,524.29	36	GALLIPOLIS, OH
	MCCOY INJURY LAW PLLC	11,467.02	9	FAIRMONT, WV
	RADMAN, SCOTT S.	11,394.00	42	MORGANTOWN, WV
	DIXON LAW OFFICE PLLC	11,338.20	6	HUNTINGTON, WV
	EAGLOSKI, N. EDWARD	11,147.83	33	HURRICANE, WV
	WARD LAW OFFICES PLLC	10,721.11	9	BECKLEY, WV
	ROOP & SMITH LAW OFFICE PLLC	10,681.00	9	BECKLEY, WV
	LUSK & BRADFORD PLLC	10,635.30	18	BECKLEY, WV
	SCHARF, WILLIAM H.	10,545.00	6	CHARLESTON, WV
*	STEELE, BRANDON SCOTT	10,540.50	17	BECKLEY, WV
	STROEBEL & STROEBEL PLLC	10,531.18	16	CHARLESTON, WV
	HATFIELD & HATFIELD PLLC	10,365.90	15	MADISON, WV
	MATHEWS, REBECCA ANN	10,194.56	6	CHARLESTON, WV
*	DEMPSTER, BRIAN C.	9,960.74	25	WILLIAMSTOWN, WV
*	BAILEY, BRIAN W.	9,894.09	16	BUCKHANNON, WV
	GLOVER LAW FIRM PLLC	9,743.75	1	MARTINSBURG, WV
	DONEGHY, BRENDAN	9,668.69	26	CHARLESTON, WV
	DAVIS, MARY ELLEN BINNS, LAW OFFICE OF	9,486.75	5	MARTINSBURG, WV
	ATTORNEY CRAWLEY-WOODS	9,461.40	8	MARTINSBURG, WV
	KAUFMAN & MCPHERSON PLLC	9,020.83	3	BRIDGEPORT, WV
	GALL, D. CONRAD	8,986.30	32	FAIRMONT, WV
	ANTOLINI, KRISTEN D.	8,737.15	9	MORGANTOWN, WV
*	FURNER, DEAN A., ATTY AT LAW PLLC	8,730.00	85	PARKERSBURG, WV
	MARCUM LAW OFFICE PLLC	8,672.55	14	WILLIAMSON, WV
	SHUMAKER, J. BRANDON	8,507.16	9	MORGANTOWN, WV
*	FUGATE, LORA L.	8,466.43	3	HARTS, WV
	CZARNIK, R. THOMAS, & ASSOCIATES	8,144.83	20	PRINCETON, WV
	NEXT STEP LEGAL	8,055.25	19	WILLIAMSON, WV
	GIANOLA BARNUM BECHTEL & JECKLIN LC	8,045.12	5	MORGANTOWN, WV
	JAMES LAW FIRM	8,033.44	15	KEYSER, WV
*	WOLFE WHITE & ASSOCIATES	7,914.20	28	LOGAN, WV

**PUBLIC DEFENDER SERVICES
APPOINTED COUNSEL FEES AND EXPENSES PAID**

FEES		(DESCENDING ORDER BY TOTAL \$)		
*	PAYEE	TOTAL \$	# OF CLAIMS	OFFICE LOCATION
	SAVILLE, ROYCE B., PLLC	7,868.00	56	ROMNEY, WV
	PAUGH, SUSAN K.	7,848.40	7	MARTINSBURG, WV
	SLATER, ELISABETH A.	7,814.00	3	WHEELING, WV
	JOHNSON LAW OFFICE PLLC	7,770.84	17	ELEANOR, WV
*	BAILEY, DENNIS R.	7,770.31	11	CHARLESTON, WV
	CALWELL LUCE DITRAPANO PLLC	7,768.95	20	CHARLESTON, WV
	WOODS, JEFF C., LAW OFFICE OF	7,676.29	10	SCOTT DEPOT, WV
*	SUMMERS, WILLIAM B.	7,515.80	8	PARKERSBURG, WV
	SNYDER & HASSIG	7,304.65	7	NEW MARTINSVILLE, WV
	SAMMONS OLIVERO & PARASCHOS PLLC	7,184.83	5	HUNTINGTON, WV
	SIMMERMAN LAW OFFICE PLLC	7,145.42	7	CLARKSBURG, WV
	BOGARAD, SHARON N.	7,071.50	2	WEIRTON, WV
	HARPER, SETH, LAW OFFICE OF PLLC	6,946.02	3	RIPLEY, WV
*	HAYDEN & ASSOCIATES LC	6,885.20	7	BECKLEY, WV
	CARLTON, ROBERT H., LAW OFFICE	6,852.00	9	WILLIAMSON, WV
	MICHAEL, NELSON M., LC	6,779.88	11	KEYSER, WV
	KATZ WORKING FAMILIES LAW FIRM LC	6,583.42	6	CHARLESTON, WV
	CRIMMEL, MATTHEW	6,486.55	12	MORGANTOWN, WV
	LEWIS, EMILY	6,146.00	6	FAIRMONT, WV
	FLAHERTY SENSABAUGH & BONASSO PLLC	6,140.60	5	CHARLESTON, WV
	BRILL, JONATHAN G., PLLC	5,921.61	12	ROMNEY, WV
	TRIPLETT & TRIPLETT LC	5,895.57	3	ELKINS, WV
	ADKINS LAW OFFICE PLLC	5,891.32	3	ONA, WV
	TAYLOR LAW OFFICE	5,806.00	8	MORGANTOWN, WV
	SHAHEEN LAW GROUP LLC	5,682.96	9	ST CLAIRSVILLE, OH
	TROZZO LOWERY WESTON & ROCK	5,646.14	8	CUMBERLAND, MD
	JENKINS FENSTERMAKER PLLC	5,505.53	7	HUNTINGTON, WV
	SPILMAN THOMAS & BATTLE PLLC	5,424.00	4	CHARLESTON, WV
	BENNETT LAW	5,373.86	9	PETERSBURG, WV
*	DAVIS, WHITNEY	5,271.32	9	HUNTINGTON, WV
*	AHLBORN, COURTNEY L., LAW OFFICE OF PLLC	5,250.56	9	PARKERSBURG, WV
	JETT, SARABETH	5,176.16	2	RAVENSWOOD, WV
	HENRY, REGINALD D., ATTORNEY AT LAW PLLC	5,100.00	6	BECKLEY, WV
	HART, DAVID W.	5,076.92	4	ELKINS, WV
*	ANDERSON, JENNIFER L., PLLC	5,044.99	8	CHARLESTON, WV
	SINGH, TEJINDER, LAW OFFICE OF	5,010.91	8	WEIRTON, WV
	WESTON LAW A LEGAL CORP	4,924.65	1	HURRICANE, WV
	VITAL, RICHARD L.	4,918.00	11	BARBOURSVILLE, WV
	TYREE EMBREE & ASSOCIATES PLLC	4,888.65	14	HURRICANE, WV
	DOUGLASS, ERNEST M.	4,872.42	10	PARKERSBURG, WV
*	SINKKANEN, DREAMA D., LAW OFFICES OF	4,842.27	2	CLARKSBURG, WV
	SELARIO, MICHAEL D.	4,841.49	11	CLARKSBURG, WV
*	PRICE, LOUIE T.	4,816.53	8	CHARLESTON, WV
	ZIEGLER & ZIEGLER LC	4,735.84	13	HINTON, WV
	HAYHURST LAW PLLC	4,710.07	3	MORGANTOWN, WV
	PRIM LAW FIRM PLLC	4,577.60	6	HURRICANE, WV
	PENNINGTON, DEANNA L.	4,562.00	7	MORGANTOWN, WV
	OLCOTT LAW OFFICE	4,532.44	3	CHARLESTON, WV
	WINDOM LAW OFFICES PLLC	4,502.50	6	HARRISVILLE, WV
*	YOUNGER, CULLEN C., ATTORNEY AT LAW	4,496.50	6	WILLIAMSON, WV
	ELLSWORTH, MELISSA	4,475.68	2	HARPERS FERRY, WV
	CLYBURN, BRENT A., LAW OFFICE OF	4,255.43	6	MOUNDSVILLE, WV

**PUBLIC DEFENDER SERVICES
APPOINTED COUNSEL FEES AND EXPENSES PAID**

FEES		(DESCENDING ORDER BY TOTAL \$)		
*	PAYEE	TOTAL \$	# OF CLAIMS	OFFICE LOCATION
	VARNER & VAN VOLKENBERG PLLC	4,119.70	2	CLARKSBURG, WV
	TUCKER, GREGORY A., PLLC	4,071.00	3	SUMMERSVILLE, WV
	CAUDILL, FREDERIC SCOTT	4,036.38	15	CHARLESTON, WV
	THOMPSON, LAUREN	4,030.00	10	WILLIAMSON, WV
	BLACK, ERIC S.	4,002.21	3	BERKELEY SPRINGS, WV
	CICCARELLO DEL GUIDICE & LAFON	3,856.44	5	CHARLESTON, WV
	SHAFFER MADIA LAW PLLC	3,807.26	3	MORGANTOWN, WV
	MOUNTAIN STATE LAW	3,784.06	1	CLARKSBURG, WV
	DOWNEY, MARY M.	3,730.60	4	CHARLESTON, WV
*	NEW, STEPHEN P., LC	3,651.44	5	BECKLEY, WV
	ROBINSON & MCELWEE PLLC	3,623.66	1	CHARLESTON, WV
	TAYLOR, PAUL G.	3,332.54	2	MARTINSBURG, WV
	MICHAEL, DIANE D.	3,310.05	1	MANNINGTON, WV
	WOOTON & WOOTON	3,160.75	11	BECKLEY, WV
	YOST, BRIAN D.	3,160.20	2	HURRICANE, WV
	SMITH, CLINTON W.	3,094.00	18	CHARLESTON, WV
	GLOVER, CHRISTINE L.	3,071.15	1	MARTINSBURG, WV
*	TAYLOR, ALLISON R.	3,021.50	4	FAYETTEVILLE, WV
	HICKMAN, CHRISTIAN MATTHEW	2,982.98	5	FAIRMONT, WV
*	SAL SELLARO CULPEPPER LEGAL GROUP PLLC	2,923.65	2	WESTOVER, WV
	RICHARDSON RICHARDSON & CAMPBELL	2,920.35	10	PARKERSBURG, WV
	DYE, JEFFREY O., II, LAW OFFICE OF PLLC	2,781.15	4	PARKERSBURG, WV
	ASH, SCOTT A.	2,692.02	2	ATHENS, WV
*	JTJ LAW PLLC	2,582.00	2	HUNTINGTON, WV
	FLESHMAN, MARTHA J.	2,535.10	1	LEWISBURG, WV
	WALTERS LAW FIRM PLLC	2,480.00	6	CHARLESTON, WV
	FRAZIER OXLEY & PROCTOR LC	2,425.26	5	HUNTINGTON, WV
	GODWIN, AMANDA B., ESQ.	2,381.00	5	PT PLEASANT, WV
	ABRAMS & BYRON	2,353.25	5	BECKLEY, WV
*	RILEY, JAMES P., IV, ATTORNEY AT LAW PLLC	2,172.00	1	MARTINSBURG, WV
	GRINDO, DANIEL R., LAW OFFICE OF PLLC	2,124.42	3	GASSAWAY, WV
	MILAM, JAMES R., II, ATTORNEY AT LAW PLLC	2,066.90	5	SUMMERSVILLE, WV
	TORISEVA LAW	2,024.25	1	WHEELING, WV
	SIMPKINS LAW OFFICE PLLC	2,009.79	1	WILLIAMSON, WV
	CATHER, DREW A.	1,967.00	4	MORGANTOWN, WV
*	MILLS, KEVIN D., & ASSOCIATES PLLC	1,911.00	2	MARTINSBURG, WV
	WRIGHT, DAYA MASADA, LAW OFFICE OF PLLC	1,890.14	1	BUCKHANNON, WV
	CARRICO LAW OFFICES LC	1,828.00	1	CHARLESTON, WV
	SENGEWALT, JORDAN	1,796.00	1	WHEELING, WV
	RAMSEY LAW OFFICE	1,789.90	2	DANIELS, WV
	BAILEY JAVINS & CARTER LC	1,746.00	2	SUMMERSVILLE, WV
	HICKS, MICHAEL ALLEN	1,693.67	5	GRANTSVILLE, WV
	LOVE, JAY CARTER	1,584.00	4	HUNTINGTON, WV
	POWELL, DONOVAN	1,537.43	2	LEON, WV
	FORBES LAW OFFICES PLLC	1,525.96	1	CHARLESTON, WV
	KATZ KANTOR STONESTREET & BUCKNER PLLC	1,456.95	2	PRINCETON, WV
	MOYE LAW OFFICE	1,412.33	4	WINFIELD, WV
	WHITEMAN, FRANCES C.	1,335.52	2	FAIRMONT, WV
	THE HARKINS LAW FIRM PLLC	1,298.87	1	BECKLEY, WV
	MOORE LAW FIRM PLLC	1,289.09	3	FRANKLIN, WV
	WALTERS, RICHARD J.	1,230.47	2	PITTSBURGH, PA
	PAYNE, DEBBIE FLOWERS, LAW OFFICE OF	1,184.00	2	CHARLES TOWN, WV

* - Uses Third Party Financing

**PUBLIC DEFENDER SERVICES
APPOINTED COUNSEL FEES AND EXPENSES PAID**

FEES		(DESCENDING ORDER BY TOTAL \$)		
*	PAYEE	TOTAL \$	# OF CLAIMS	OFFICE LOCATION
	STERN & EISENBERG PC	1,170.90	7	WARRENTON, PA
	BUSCH ZURBUCH & THOMPSON PLLC	1,148.50	8	ELKINS, WV
	WOOD, JACK	1,145.45	3	WEIRTON, WV
	SELLITTI NOGAY & MCCUNE PLLC	1,060.00	1	WEIRTON, WV
	TISSUE, PHILIP J.	1,015.19	3	OAK HILL, WV
	STEWART, JOYCE E.	999.75	1	MOOREFIELD, WV
	BRIGHT, ROBERT W.	759.76	2	MIDDLEPORT, OH
	POWELL & MAJESTRO PLLC	732.00	2	CHARLESTON, WV
	REGULA, RAELYNN, ENTERPRISES LLC	723.85	1	BROWNFIELD, PA
	FINCH, LAURA M., ATTORNEY AT LAW	719.20	1	MARLINTON, WV
	GAYDOS & TURNER PLLC	648.25	3	KINGWOOD, WV
	HOWLEY, LOREN B.	615.50	1	GRANTSVILLE, WV
	SKEEN, KENNAD LEE, II	460.50	1	RIPLEY, WV
	BLOOM LEGAL GROUP PLLC	434.00	1	MORGANTOWN, WV
	VITAL & VITAL LC	422.00	1	HUNTINGTON, WV
	LEBOW, BETH L.	406.85	1	MORGANTOWN, WV
	MALLET, SHANE M., LAW OFFICES	360.00	2	WHEELING, WV
	JUDY LAW OFFICE PLLC	331.18	2	ELKINS, WV
	SWEENEY, LAVERNE	304.00	3	GRAFTON, WV
	MCCOID LAW OFFICES PLLC	276.00	1	WHEELING, WV
	DIPIERO SIMMONS MCGINLEY & BASTRESS PLLC	272.00	2	CHARLESTON, WV
	MARTIN LAW FIRM	263.76	1	NITRO, WV
	PETITTO LAW PLLC	254.00	1	WEST UNION, WV
	BUCKEL LEVASSEUR PILLAI & BEEMAN LLC	198.16	1	CUMBERLAND, MD
	MORELAND, STEPHEN W.	188.00	1	ROMNEY, WV
*	SPANO, JOSEPH H., JR.	168.00	1	CHARLESTON, WV
	LESLIE LEGAL PLLC	138.00	1	DELLSLOW, WV
	DICKENS, KENNETH N.	116.00	1	FORT PIERCE, FL
APPOINTED COUNSEL VOUCHERS		26,168,975.34	33,990	

**PUBLIC DEFENDER SERVICES
APPOINTED COUNSEL FEES AND EXPENSES PAID**

DIRECT EXPENSE VOUCHERS		(DESCENDING ORDER BY TOTAL \$)		
*	PAYEE	TOTAL \$	# OF CLAIMS	OFFICE LOCATION
*	MORRISON, STEPHEN, PRIVATE INVESTIGATIONS	35,045.06	13	BARBOURSVILLE, WV
	UNIV OF VA INSTITUTE OF LAW PSYCHIATRY & PUBLIC POLICY	30,064.20	3	CHARLOTTESVILLE, VA
	CORNELL INVESTIGATIONS LLC	21,059.75	49	HARRISVILLE, WV
	ELITE MEDICAL EXPERTS LLC	17,247.08	2	TUCSON, AZ
	E A S WINCHESTER PLLC	15,750.00	4	WINCHESTER, VA
	GRIFFIN & ASSOCIATES	15,350.68	4	HUNTINGTON, WV
	WOODS INVESTIGATIONS	14,022.53	6	BECKLEY, WV
	CORPOREAL CONSULTING LLC	11,489.43	1	LOUISVILLE, KY
*	CABELLS PRIVATE INVESTIGATION	10,846.27	17	CABIN CREEK, WV
	COOK SERVICES & INVESTIGATIONS	10,649.50	4	LOST RIVER, WV
	PSYCHOLOGICAL CONSULTING INC	10,250.00	9	MARTINSBURG, WV
	DYER LAW OFFICES	9,360.00	1	CLARKSBURG, WV
	MYERBERG LAW PLLC	8,916.25	1	MORGANTOWN, WV
	HARRIS ENTERPRISES LLC	8,081.90	1	SAINT ALBANS, WV
	FREMOUW SIGLEY & BAKER PSYCHOLOGICAL ASSOCIATES PLLC	6,825.00	5	MORGANTOWN, WV
	BARTON INVESTIGATIONS	6,521.74	7	PARKERSBURG, WV
	LUBIT, ROY	6,000.00	1	NEW YORK, NY
	LAPINA & ASSOCIATES LLC	4,950.00	1	CRANBERRY TOWNSHIP, PA
	MARSHALL, PAMELA LEA	4,901.23	1	FREEDOM, PA
	LAUREL RIDGE PSYCHOLOGICAL ASSOCIATES LLC	4,750.00	2	PRINCETON, WV
	ANDERSON, JOCELYN	4,632.29	1	STATE COLLEGE, PA
	EASTERN PSYCHOLOGICAL SERVICES INC	4,500.00	3	ROMNEY, WV
	GAUT, WILLIAM T.	4,500.00	1	NAPLES, FL
	CHARLESTON FORENSIC PSYCHIATRY	4,300.00	2	CHARLESTON, WV
	OWENS FORENSIC CONSULTING PLLC	4,250.00	1	HARRISBURG, NC
	BLUE RIDGE PSYCHOLOGICAL ASSOCIATES LLC	4,201.24	1	CROZET, VA
	KEPLINGER, MARIA K.	4,154.15	1	MOUNT STORM, WV
	DONALD RICHARD JASON MD JD	4,026.54	1	WINSTON SALEM, NC
	EFI GLOBAL INC	3,957.50	1	CHICAGO, IL
	PYRO TECHNICAL INVESTIGATIONS INC	3,950.00	2	CINCINNATI, OH
	PHILLIPS GARDILL KAISER & ALTMAYER	3,757.50	1	WHEELING, WV
*	BUZZO, BILL J.	3,507.52	2	BLUEFIELD, WV
	DAVIS, ROBERT MARC	3,500.00	1	PITTSBURGH, PA
	JAWORSKI, MICHELLE L.	3,496.65	3	DILLONVALE, OH
	PATE, PHILIP E.	3,462.50	1	WINCHESTER, VA
	SALYERS, CHRISTOPHER A.	3,458.70	5	CHARLESTON, WV
	DEMUTH, CONNIE D.	3,438.75	18	HURRICANE, WV
	APPLIED DNA RESOURCES	3,375.00	2	COLUMBUS, OH
	VAUGHAN INVESTIGATIONS	3,330.39	8	BRADLEY, WV
	KENTUCKY MEDICAL SERVICES FOUNDATION INC	3,250.00	1	LEXINGTON, KY
*	BREWSTER INVESTIGATIONS	3,212.28	6	RODERFIELD, WV
	DAVIS, KATHY J.	3,161.00	9	FORT GAY,
	SOLID ROCK INVESTIGATIONS LLC	3,141.24	12	RED HOUSE, WV
	SAAR PSYCHOLOGICAL GROUP PLLC	2,750.00	3	SOUTH CHARLESTON, WV
	LAW SCIENCE TECHNOLOGIES INC	2,680.00	2	LUDLOW FALLS, OH
	VERITAS GLADIO INVESTIGATIONS LLC	2,652.85	1	SAINT ALBANS, WV
	HERRON-RICE, TRACY P.	2,360.00	7	MOOREFIELD, WV
	HASAN, RABIYA KHALID	2,350.00	1	CHARLOTTE, NC
	PANHANDLE ACCIDENT RECONSTRUCTION	2,301.71	3	MARTINSBURG, WV
	LANE INVESTIGATIONS LLC	2,295.00	1	GRAYSON, KY
	PANHANDLE PRINTING & DESIGN LLC	2,288.87	4	MARTINSBURG, WV
	PSYCHOEDUCATIONAL CONSULTANTS LLC	2,175.00	1	NORTH PROVIDENCE, RI

**PUBLIC DEFENDER SERVICES
APPOINTED COUNSEL FEES AND EXPENSES PAID**

DIRECT EXPENSE VOUCHERS		(DESCENDING ORDER BY TOTAL \$)		
*	PAYEE	TOTAL \$	# OF CLAIMS	OFFICE LOCATION
	CANTIS INVESTIGATIVE SERVICES LLC	2,171.05	2	MORGANTOWN, WV
	MEADOWS, JENNIFER J.	2,082.85	1	WEST HAMLIN, WV
	LEGAL SCIENCE	2,000.00	1	CHARLESTON, WV
	WANDLING, NATALIE L.	1,967.35	3	SCOTT DEPOT, WV
	MOUNTAIN STATE PSYCHOLOGICAL SERVICES PLLC	1,900.00	1	KEYSER, WV
	DUMAS PSYCHOLOGY COLLECTIVE LLC	1,700.00	2	BECKLEY, WV
*	JONES INVESTIGATIONS	1,663.94	1	BLUEFIELD, WV
	HUDSON, CLIFTON R., PHD	1,500.00	1	CHARLESTON, WV
	LANTERN MENTAL HEALTH INC	1,400.00	1	PINEVILLE, WV
	BEHAVIORAL SCIENCE ASSOCIATES INC	1,200.00	1	WHEELING, WV
	CONNOR AND ASSOCIATES PSYCHOLOGICAL SERVICES PLLC	1,200.00	1	ERLANGER, KY
	RUSSELL, TINA GRAY	1,200.00	1	BLUEFIELD, WV
	BIRD, VERONICA L.	1,174.25	1	ATHENS, WV
	PETERS, LARRY A., INC	1,134.24	2	WINCHESTER, VA
	LILLY, BRITTANY A., PARALEGAL SERVICES	1,104.00	1	BECKLEY, WV
	WILT COURT REPORTING	1,047.20	1	FAIRMONT, WV
	MUNDY, BELINDA E.	985.60	1	CHARLESTON, WV
	BAKER, LYNDE G.	912.45	1	VIENNA, WV
	MORTON, PAUL B.	856.14	1	WAVERLY, WV
	KINCAID, ERIN E.	804.45	1	GALLIPOLIS, OH
	CHESLOCK, TERRI R.	689.10	2	FAIRMONT, WV
	MCMILLEN, SHARON G., MA PSYCHOLOGIST INC	600.00	1	KINGWOOD, WV
	YOUNG, MISSY L., CCR	504.35	2	SISSONVILLE, WV
	BAER, TALIA M.	492.05	3	RACINE, OH
	TYLER EVERT PHOTOGRAPHY	450.00	1	ALUM CREEK, WV
	HUSEBY LLC	418.95	1	HERMITAGE, PA
	PICKENS, AMANDA J.	355.10	2	DUNBAR, WV
	SPEIGHTS, JEAN B.	304.15	1	LEWISBURG, WV
	ISABELL, STACY E.	303.75	1	ELKINS, WV
	KLM INVESTIGATIONS	285.87	1	WILLIAMSTOWN, WV
	WV DEPOS	285.50	1	CLARKSBURG, WV
	STRAUSS, ALLISON	265.05	1	FAIRMONT, WV
	CHACALOS, CAROL L.	215.60	2	WHEELING, WV
	BLOSSER, JULIE A.	123.20	1	MORGANTOWN, WV
	KELLEY, SHAMELLE D.	105.00	1	CHARLESTON, WV
	PATTERSON REPORTING	100.10	1	HARPERS FERRY, WV
	CHANDLER, MARCIA L.	57.75	1	GREENCASTLE, PA
	HURLEY, MARY K.	46.20	1	MARTINSBURG, WV
	DIRECT EXPENSE VOUCHERS	394,102.54	287	

**PUBLIC DEFENDER SERVICES
APPOINTED COUNSEL FEES AND EXPENSES PAID**

ROJAS (DESCENDING ORDER BY TOTAL \$)

*	PAYEE	TOTAL \$	# OF CLAIMS	OFFICE LOCATION
	BODE CELLMARK FORENSICS INC	5,200.00	1	LORTON, VA
	PSYCHOLOGICAL CONSULTING INC	1,500.00	1	MARTINSBURG, WV
	DIPIERO SIMMONS MCGINLEY & BASTRESS PLLC	715.32	1	CHARLESTON, WV
	ROJAS VOUCHERS	7,415.32	3	

**PUBLIC DEFENDER SERVICES
APPOINTED COUNSEL FEES AND EXPENSES PAID**

FEES		ALPHABETICAL ORDER		
*	PAYEE	TOTAL \$	# OF CLAIMS	OFFICE LOCATION
	ABRAMS & BYRON	2,353.25	5	BECKLEY, WV
*	ADAMS LAW FIRM PLLC	42,949.58	25	MARTINSBURG, WV
	ADAMS LEGAL GROUP PLLC	54,299.47	45	MORGANTOWN, WV
	ADDAIR LAW OFFICE PLLC	13,031.07	13	HURRICANE, WV
	ADKINS LAW OFFICE PLLC	5,891.32	3	ONA, WV
*	ADKINS, DONNIE L., II, LAW OFFICE OF PLLC	161,455.12	100	CHARLESTON, WV
*	AHLBORN, COURTNEY L., LAW OFFICE OF PLLC	5,250.56	9	PARKERSBURG, WV
*	ALEXANDER LAW OFFICES PLLC	20,903.94	7	WEIRTON, WV
*	AMICK, PHILLIP RAY	18,302.20	22	LOGAN, WV
*	ANDERSON, ERIC B., PLLC	52,736.98	69	HUNTINGTON, WV
*	ANDERSON, JENNIFER L., PLLC	5,044.99	8	CHARLESTON, WV
*	ANDERSON, JOHN CLARK	107,882.76	139	LEWISBURG, WV
	ANTOLINI, KRISTEN D.	8,737.15	9	MORGANTOWN, WV
*	APPALACHIAN LAW PLLC	15,497.88	6	MOUNDSVILLE, WV
	ARNOLD & BAILEY PLLC	81,631.50	72	CHARLES TOWN, WV
*	ASBURY LAW OFFICE PLLC	47,652.37	28	CLAY, WV
	ASH, SCOTT A.	2,692.02	2	ATHENS, WV
	ATTORNEY CRAWLEY-WOODS	9,461.40	8	MARTINSBURG, WV
	BABINEAU, ROBYN M., ATTORNEY AT LAW	33,787.06	65	FAIRMONT, WV
	BAILEY JAVINS & CARTER LC	1,746.00	2	SUMMERSVILLE, WV
*	BAILEY LEGAL SERVICES PLLC	35,205.90	29	BARBOURSVILLE, WV
*	BAILEY, BRIAN W.	9,894.09	16	BUCKHANNON, WV
*	BAILEY, BRIAN W., ATTORNEY AT LAW PLLC	99,925.88	136	BUCKHANNON, WV
*	BAILEY, DENNIS R.	7,770.31	11	CHARLESTON, WV
	BAKER & HONAKER PLLC	105,957.95	180	RIPLEY, WV
	BALDWIN, SHANNON LEE	22,822.40	57	HERNDON, VA
	BARNETT, KENNETH J., LC	56,828.67	23	SUMMERSVILLE, WV
	BARNEY LAW PLLC	51,785.96	97	HURRICANE, WV
	BAYLISS, SHAWN D.	59,105.23	52	HURRICANE, WV
	BEAN & BEAN	39,569.30	54	MOOREFIELD, WV
*	BEAVERS LAW FIRM PLLC	32,064.06	22	BLUEFIELD, WV
*	BELL, SIDNEY H.	21,482.22	22	BEAVER, WV
	BELLOMY & TURNER LC	127,245.26	333	HUNTINGTON, WV
	BENNETT LAW	5,373.86	9	PETERSBURG, WV
	BIDDLE, JACQUELYN STOUT	32,545.99	11	HUNTINGTON, WV
	BLACK, ERIC S.	4,002.21	3	BERKELEY SPRINGS, WV
*	BLACKWATER LAW PLLC	54,064.85	30	KINGWOOD, WV
	BLAIR LAW FIRM PLLC	110,373.40	131	VIRGINIA BEACH, VA
*	BLAIR, JERRY	116,204.72	113	CLARKSBURG, WV
	BLANKENSHIP LAW	165,512.30	67	BARBOURSVILLE, WV
	BLOOM LEGAL GROUP PLLC	434.00	1	MORGANTOWN, WV
	BLYLER, HOWARD J.	35,920.45	52	COWEN, WV
	BOGARAD, SHARON N.	7,071.50	2	WEIRTON, WV
	BORROR, MARIA ALMASE	22,722.74	7	MORGANTOWN, WV
	BOTTNER & ASSOCIATES ATTORNEYS AT LAW	18,256.08	44	CHARLES TOWN, WV
	BOUCHILLON CROSSAN & COLBURN LC	19,057.79	14	HUNTINGTON, WV
	BOWEN LAW OFFICE PLLC	98,954.42	151	WEST HAMLIN, WV
*	BRAGG, STEVEN M., LAW OFFICE OF PLLC	18,086.53	41	BARBOURSVILLE, WV
	BRAMBLE, MARK A.	129,884.64	126	CHARLESTON, WV
	BRIGHT, ROBERT W.	759.76	2	MIDDLEPORT, OH
	BRILL, JONATHAN G., PLLC	5,921.61	12	ROMNEY, WV
*	BRISCOE, L. SCOTT	128,103.46	244	DANVILLE, WV

* - Uses Third Party Financing

**PUBLIC DEFENDER SERVICES
APPOINTED COUNSEL FEES AND EXPENSES PAID**

FEES		ALPHABETICAL ORDER		
*	PAYEE	TOTAL \$	# OF CLAIMS	OFFICE LOCATION
*	BROCK, MATTHEW C.	42,930.92	59	MORGANTOWN, WV
*	BROOKS, JOHN B.	18,991.83	22	MORGANTOWN, WV
	BROWN-BAILEY, COLLEEN MICHELLE	25,949.73	26	BECKLEY, WV
	BUCKEL LEVASSEUR PILLAI & BEEMAN LLC	198.16	1	CUMBERLAND, MD
	BUCY, WINIFRED L.	31,258.06	17	BECKLEY, WV
*	BULLMAN & BULLMAN	146,908.63	186	CHARLESTON, WV
*	BURTON LAW OFFICE	18,943.50	7	MORGANTOWN, WV
	BUSCH ZURBUCH & THOMPSON PLLC	1,148.50	8	ELKINS, WV
	CALLAGHAN & CALLAGHAN PLLC	134,040.60	37	SUMMERSVILLE, WV
	CALWELL LUCE DITRAPANO PLLC	7,768.95	20	CHARLESTON, WV
*	CAMPBELL & SMITH PLLC	154,563.38	210	CHARLESTON, WV
	CAMPBELL WOODS PLLC	41,210.36	31	HUNTINGTON, WV
	CAREY, JAMES T.	39,730.62	88	WEIRTON, WV
	CARLTON, ROBERT H., LAW OFFICE	6,852.00	9	WILLIAMSON, WV
	CARRICO LAW OFFICES LC	1,828.00	1	CHARLESTON, WV
*	CARY LAW OFFICE PLLC	15,109.45	62	CHARLESTON, WV
	CATHER, DREW A.	1,967.00	4	MORGANTOWN, WV
	CAUDILL, FREDERIC SCOTT	4,036.38	15	CHARLESTON, WV
*	CHATTIN, ANDREW B.	132,621.63	190	CHARLESTON, WV
	CHILDERS, SHARON	166,586.44	274	CHARLESTON, WV
	CHILDLAW SERVICES INC	355,158.30	127	PRINCETON, WV
*	CHITTUM, KENNETH E. AND ASSOCIATES PLLC	81,093.37	62	BLUEFIELD, WV
*	CHRIST, KATRINA M., ATTORNEY AT LAW	43,251.17	33	VIENNA, WV
	CICCARELLO DEL GUIDICE & LAFON	3,856.44	5	CHARLESTON, WV
	CILIBERTI LAW OFFICE PLLC	22,488.20	23	FAYETTEVILLE, WV
*	CISCO-STURGELL, KATHRYN	57,106.00	63	LAVALLETTE, WV
*	CISCO, ROBIN	46,448.13	62	WILLIAMSON, WV
	CLAY LAW FIRM PLLC	65,384.43	26	FAYETTEVILLE, WV
	CLINE & SINGH PLLC	40,401.77	29	WEIRTON, WV
	CLINE LAW	49,704.70	37	WEIRTON, WV
*	CLINE, TENISHA DAWN	102,770.69	188	BAIDEN, WV
	CLYBURN, BRENT A., LAW OFFICE OF	4,255.43	6	MOUNDSVILLE, WV
*	COLLINS LAW OFFICE PLLC	34,336.00	48	CHARLESTON, WV
*	COLVIN, NICHOLAS FORREST, LAW OFFICE OF ESQ., PLLC	65,620.27	50	MARTINSBURG, WV
	CONAWAY & CONAWAY	38,927.18	72	MADISON, WV
	CONNOLEY, KEVIN R.	26,961.41	39	MORGANTOWN, WV
*	CONRAD & CONRAD PLLC	23,202.08	26	FAYETTEVILLE, WV
*	CONWAY LAW OFFICE	43,255.50	62	HUNTINGTON, WV
*	COOK LAW OFFICES PLLC	61,456.60	105	BARBOURSVILLE, WV
*	COTTRILL, TYLER K.	44,220.15	41	MORGANTOWN, WV
	COURTRIGHT LAW OFFICES PLLC	93,167.54	82	HURRICANE, WV
	COWDEN LAW OFFICES	15,402.65	11	WEIRTON, WV
	COWDEN, ALLISON ADYNEIC	13,636.76	2	WEIRTON, WV
	CRANSTON & EDWARDS PLLC	17,601.43	24	MORGANTOWN, WV
	CRIMMEL, MATTHEW	6,486.55	12	MORGANTOWN, WV
	CURIA, JOSEPH A., III	41,475.50	50	CHARLESTON, WV
	CWV LEGAL SERVICES	34,878.54	18	PUNTA GORDA, FL
	CZARNIK, R. THOMAS, & ASSOCIATES	8,144.83	20	PRINCETON, WV
*	DALBY, NANCY A., ATTORNEY AT LAW	53,524.73	38	SHEPHERDSTOWN, WV
	DALTON, NIC, LAW PLLC	128,147.27	94	POINT PLEASANT, WV
*	DASCOLI LAW OFFICE	31,902.00	91	CHARLESTON, WV
	DAVENPORT & KNIPP PLLC	39,558.62	44	WEST HAMLIN, WV

* - Uses Third Party Financing

**PUBLIC DEFENDER SERVICES
APPOINTED COUNSEL FEES AND EXPENSES PAID**

FEES		ALPHABETICAL ORDER		
*	PAYEE	TOTAL \$	# OF CLAIMS	OFFICE LOCATION
*	DAVIS, GREGG PHILLIP	138,455.72	151	ARTHURDALE, WV
*	DAVIS, JEFFERY A.	111,899.99	107	CLAY, WV
*	DAVIS, KEVIN P.	63,310.65	169	CHARLESTON, WV
	DAVIS, MARY ELLEN BINNS, LAW OFFICE OF	9,486.75	5	MARTINSBURG, WV
	DAVIS, R. STEPHEN	26,306.50	9	BECKLEY, WV
*	DAVIS, WHITNEY	5,271.32	9	HUNTINGTON, WV
*	DEAN LAW OFFICES PLLC	39,638.45	52	SAINT ALBANS, WV
	DEHAVEN, CARRIE F.	33,876.65	18	LEWISBURG, WV
*	DEMOSS, DAVID B.	78,257.40	124	FAIRMONT, WV
*	DEMPSTER, BRIAN C.	9,960.74	25	WILLIAMSTOWN, WV
*	DEVORE LAW OFFICE PLLC	28,035.50	34	PARKERSBURG, WV
	DICKEN LAW PLLC	23,661.08	50	MORGANTOWN, WV
	DICKENS, KENNETH N.	116.00	1	FORT PIERCE, FL
*	DILLON, WELLS H.	97,564.52	76	PARKERSBURG, WV
*	DINARDI, PETER D.	136,670.76	83	MORGANTOWN, WV
	DIPIERO SIMMONS MCGINLEY & BASTRESS PLLC	272.00	2	CHARLESTON, WV
	DIXON LAW OFFICE PLLC	11,338.20	6	HUNTINGTON, WV
	DONADIEU LAW	27,535.37	16	WINCHESTER, VA
	DONEGHY, BRENDAN	9,668.69	26	CHARLESTON, WV
*	DOTSENKO LAW OFFICES PLLC	98,924.67	78	CHARLESTON, WV
	DOUGLASS, ERNEST M.	4,872.42	10	PARKERSBURG, WV
	DOWNEY, MARY M.	3,730.60	4	CHARLESTON, WV
	DUNLAP, ROBERT, ESQ. PLLC	69,241.27	53	BECKLEY, WV
	DYE, JEFFREY O., II, LAW OFFICE OF PLLC	2,781.15	4	PARKERSBURG, WV
	DYER LAW OFFICES	11,854.35	12	CLARKSBURG, WV
*	EACHUS, MICHAEL N.	18,847.55	9	GALLIPOLIS, OH
	EAGLOSKI, N. EDWARD	11,147.83	33	HURRICANE, WV
	EASTON, BRENT, ATTORNEY AT LAW PLLC	65,392.62	139	DAVIS, WV
*	EDMOND & BAUM PLLC	104,475.12	149	WHEELING, WV
	ELLSWORTH, MELISSA	4,475.68	2	HARPERS FERRY, WV
	ERHARD, CRAIG P., LAW OFFICES OF PLLC	31,737.80	72	FAIRMONT, WV
	ESCUE LAW OFFICE	128,527.45	245	HURRICANE, WV
	EVANS, J. M., LAW LLC	11,524.29	36	GALLIPOLIS, OH
*	EVANS, THOMAS HANNA, PLLC	113,706.74	133	OCEANA, WV
	EVERETT, MARK, ATTORNEY AT LAW PLLC	95,911.30	129	MORGANTOWN, WV
*	FAERBER, KRISTOPHER	49,724.30	47	CHARLESTON, WV
	FAIR, MATTHEW HALL, ATTORNEY AT LAW	45,353.58	96	ELKINS, WV
*	FARNSWORTH LAW OFFICE	55,804.11	47	PARKERSBURG, WV
*	FARQUHARSON, WYCLIF SCOTT	80,037.37	85	BLUEFIELD, WV
	FINCH, LAURA M., ATTORNEY AT LAW	719.20	1	MARLINTON, WV
*	FITTRO, JONATHAN	75,807.81	48	CLARKSBURG, WV
	FLAHERTY SENSABAUGH & BONASSO PLLC	6,140.60	5	CHARLESTON, WV
*	FLANIGAN LAW OFFICE	34,497.68	90	PRINCETON, WV
	FLESHMAN, MARTHA J.	2,535.10	1	LEWISBURG, WV
*	FLINCHUM, R. KEITH	118,284.71	153	PRINCETON, WV
*	FOLICKMAN & TURKETT, LAW OFFICE OF PLLC	123,536.23	467	FAIRMONT, WV
	FORBES LAW OFFICES PLLC	1,525.96	1	CHARLESTON, WV
	FRAME, JARED S., ATTORNEY AT LAW PLLC	30,077.37	26	SUTTON, WV
*	FRANCIS, ERIC M.	39,487.82	24	LEWISBURG, WV
	FRAZIER OXLEY & PROCTOR LC	2,425.26	5	HUNTINGTON, WV
*	FREEMAN LAW OFFICES	81,328.89	179	CHARLESTON, WV
*	FRENCH, ELIZABETH A.	31,083.30	36	PRINCETON, WV

* - Uses Third Party Financing

**PUBLIC DEFENDER SERVICES
APPOINTED COUNSEL FEES AND EXPENSES PAID**

FEES		ALPHABETICAL ORDER		
*	PAYEE	TOTAL \$	# OF CLAIMS	OFFICE LOCATION
*	FROBLE, MICHAEL E.	18,788.50	23	BECKLEY, WV
*	FRYE, ANDREW NEIL, III	61,647.17	59	MORGANTOWN, WV
*	FUGATE, LORA L.	8,466.43	3	HARTS, WV
*	FUNKHOUSER & SMITH PLLC	196,290.02	340	FAIRMONT, WV
*	FURNER, DEAN A., ATTY AT LAW PLLC	8,730.00	85	PARKERSBURG, WV
	GALL, D. CONRAD	8,986.30	32	FAIRMONT, WV
	GARRETT & GARRETT	118,944.97	98	MOOREFIELD, WV
*	GARVIN LAW PLLC	67,703.47	59	NUTTER FORT, WV
	GAYDOS & TURNER PLLC	648.25	3	KINGWOOD, WV
	GEARY & GEARY LC	25,717.66	32	PETERSBURG, WV
	GENTILOZZI & ASSOCIATES	42,121.71	156	CLARKSBURG, WV
	GIANOLA BARNUM BECHTEL & JECKLIN LC	8,045.12	5	MORGANTOWN, WV
*	GLASS DEFENSE FIRM	13,334.22	20	CLARKSBURG, WV
*	GLAZER SAAD ANDERSON LC	37,336.45	51	HUNTINGTON, WV
	GLOVER LAW FIRM PLLC	9,743.75	1	MARTINSBURG, WV
	GLOVER LEGAL PLLC	21,626.74	34	CLARKSBURG, WV
	GLOVER, CHRISTINE L.	3,071.15	1	MARTINSBURG, WV
	GODWIN, AMANDA B., ESQ.	2,381.00	5	PT PLEASANT, WV
	GREEN, LISA A., LAW OFFICE OF	74,821.50	39	SHEPHERDSTOWN, WV
	GREGORY, BETTY SUE CLARK	97,291.05	127	LINN, WV
	GREGORY, J., LAW FIRM LC	55,148.26	21	OAKLAND, MD
	GREINER & CYRUS LC	35,009.57	39	HUNTINGTON, WV
	GRINDO, DANIEL R., LAW OFFICE OF PLLC	2,124.42	3	GASSAWAY, WV
*	GRUNAU LAW OFFICES PLLC	202,537.32	143	MORGANTOWN, WV
*	GUNN, ERICA BRANNON, ATT AT LAW PLLC	63,841.26	285	SPENCER, WV
	GUNNOE LAW OFFICE	63,029.12	76	HINTON, WV
	GWALTNEY, PAUL W., JR.	21,506.92	28	DELLSLOW, WV
*	HAGER & LAWSON PLLC	163,941.67	277	PRINCETON, WV
*	HALL, SARA B., THE LAW OFFICE OF PLLC	58,659.56	86	FAIRMONT, WV
	HAMILTON, CHARLES R.	86,120.55	137	CHARLESTON, WV
	HAMILTON, NEAL J.	24,305.06	12	FAIRMONT, WV
	HANDLEY & HUNT PLLC	80,919.92	122	POINT PLEASANT, WV
	HARBOUR, PAULA L., ATTORNEY AT LAW PLLC	31,906.50	18	HUNTINGTON, WV
	HARDY LAW FIRM	33,407.93	44	HILLSBORO, WV
	HARDY PENCE PLLC	24,523.90	11	CHARLESTON, WV
*	HARMAN, MARLA ZELENE	26,068.33	38	FRANKLIN, WV
	HARPER, SETH, LAW OFFICE OF PLLC	6,946.02	3	RIPLEY, WV
	HART, DAVID W.	5,076.92	4	ELKINS, WV
*	HARVEY & JANUTOLO	113,618.29	73	BLUEFIELD, WV
	HARWOOD, JASON D.	28,467.14	83	LOGAN, WV
	HATFIELD & HATFIELD PLLC	10,365.90	15	MADISON, WV
*	HATFIELD LAW A LEGAL CORPORATION	45,051.57	49	BARBOURSVILLE, WV
*	HATFIELD, KAREN S., LAW OFFICE OF PLLC	141,884.77	260	GILBERT, WV
	HAWKINS, JAMES E., JR.	83,587.00	160	BUCKHANNON, WV
*	HAYDEN & ASSOCIATES LC	6,885.20	7	BECKLEY, WV
	HAYHURST LAW PLLC	4,710.07	3	MORGANTOWN, WV
	HAYNIE, BELINDA A.	22,825.93	13	MORGANTOWN, WV
	HEDGES JONES WHITTIER & HEDGES	19,466.76	15	SPENCER, WV
	HELMICK, TERRI, ATTORNEY AT LAW	42,571.21	34	LEWISBURG, WV
	HENRY, REGINALD D., ATTORNEY AT LAW PLLC	5,100.00	6	BECKLEY, WV
	HICKMAN, CHRISTIAN MATTHEW	2,982.98	5	FAIRMONT, WV
	HICKS, MICHAEL ALLEN	1,693.67	5	GRANTSVILLE, WV

* - Uses Third Party Financing

**PUBLIC DEFENDER SERVICES
APPOINTED COUNSEL FEES AND EXPENSES PAID**

FEES		ALPHABETICAL ORDER		
*	PAYEE	TOTAL \$	# OF CLAIMS	OFFICE LOCATION
	HILL LAW FIRM PLLC	86,740.70	55	CHARLESTON, WV
	HILL, DAVID L.	14,111.18	51	HURRICANE, WV
	HILL, SUSIE, ATTORNEY AT LAW PLLC	101,978.99	51	CROSS LANES, WV
*	HINERMAN, HOLLY W.	66,198.56	49	MORGANTOWN, WV
*	HIVELY, HERBERT L.	130,420.38	303	CHARLESTON, WV
	HOBBS, MARK E.	58,689.59	46	CHAPMANVILLE, WV
	HOLDERBY, TERRANCE JOSEPH, LAW OFFICE OF	13,111.00	80	KEYSER, WV
*	HOLLANDSWORTH, RICHARD W.	63,636.94	151	WHEELING, WV
*	HOLROYD, FRED F.	45,471.05	104	CHARLESTON, WV
*	HOLSTEIN LAW OFFICE	73,390.28	104	HURRICANE, WV
	HOUCK, G. TODD, ATTORNEY AT LAW LC	21,200.68	62	MULLENS, WV
	HOWLEY, LOREN B.	615.50	1	GRANTSVILLE, WV
	HUFFMAN, WILLIAM O.	65,875.99	55	PRINCETON, WV
	HUGHART LAW OFFICE	180,588.31	143	SISSONVILLE, WV
	HUNT LEGAL GROUP PLLC	101,970.12	81	FAIRVIEW, WV
	HUNTER LAW OFFICE	24,186.71	28	SCOTT DEPOT, WV
	HUSON, ALLISON K.	37,509.96	55	HUNTINGTON, WV
	HYLTON LAW OFFICE PLLC	80,660.03	36	BEAVER, WV
	ILDERTON LAW PLLC	11,650.53	33	LOGAN, WV
*	ISNER LAW OFFICE LC INC	47,205.23	88	ELKINS, WV
*	J A M LAW PLLC	138,190.25	146	HARRISVILLE, WV
	J LAW	13,814.32	25	VIENNA, WV
	JACKSON KELLY PLLC	22,486.40	7	CHARLESTON, WV
	JAMES LAW FIRM	8,033.44	15	KEYSER, WV
*	JANUTOLO LAW PLLC	89,733.00	206	PRINCETON, WV
	JARRELL, CYNTHIA J.	29,040.95	11	DANVILLE, WV
*	JEFFRIES, NIGEL E., ATTORNEY AT LAW PLLC	36,401.77	49	SOUTH CHARLESTON, WV
	JENKINS FENSTERMAKER PLLC	5,505.53	7	HUNTINGTON, WV
	JETT, SARABETH	5,176.16	2	RAVENSWOOD, WV
	JOHNSON LAW OFFICE PLLC	7,770.84	17	ELEANOR, WV
*	JOHNSON, REBECCA S., LAW OFFICE OF	134,934.29	59	CHARLESTON, WV
*	JTJ LAW PLLC	2,582.00	2	HUNTINGTON, WV
	JUBA-PLUMLEY, ROSALEE	14,126.50	6	ELEANOR, WV
	JUDY & JUDY	11,647.00	22	MOOREFIELD, WV
	JUDY LAW OFFICE PLLC	331.18	2	ELKINS, WV
	JURCO, JOHN M.	92,404.12	53	ST CLAIRSVILLE, OH
	KARICKHOFF, DAVID	34,182.44	134	SUTTON, WV
	KATZ KANTOR STONESTREET & BUCKNER PLLC	1,456.95	2	PRINCETON, WV
	KATZ WORKING FAMILIES LAW FIRM LC	6,583.42	6	CHARLESTON, WV
	KAUFMAN & MCPHERSON PLLC	9,020.83	3	BRIDGEPORT, WV
*	KAVITZ LAW PLLC	67,654.48	202	CHARLESTON, WV
	KAYSER LAYNE & CLARK PLLC	68,988.67	82	POINT PLEASANT, WV
	KEATON FRAZER & MILLESON PLLC	62,039.20	95	ROMNEY, WV
*	KELLEY, DAVID B., LAW OFFICE OF	145,042.49	91	BLUEFIELD, VA
	KETTERING DELLIGATTI LAW OFFICES PLLC	67,691.03	119	FAIRMONT, WV
*	KING, WAYNE	16,993.00	5	CLAY, WV
*	KIRBY & ASHLEY LC	21,414.78	28	BECKLEY, WV
*	KIRKPATRICK LAW OFFICE PLLC	101,076.17	139	BECKLEY, WV
*	KLATT LAW OFFICES PLLC	55,019.18	48	WHEELING, WV
	KLIE LAW OFFICES PLLC	72,485.44	54	BUCKHANNON, WV
*	KOSTENKO & OSGOOD LC	89,920.14	245	DANIELS, WV
	KRAMER, CARIN, LAW OFFICES OF PLLC	19,512.05	44	LEWISBURG, WV

**PUBLIC DEFENDER SERVICES
APPOINTED COUNSEL FEES AND EXPENSES PAID**

FEES		ALPHABETICAL ORDER		
*	PAYEE	TOTAL \$	# OF CLAIMS	OFFICE LOCATION
*	KRATOVIL LAW OFFICES PLLC	120,499.88	153	CHARLES TOWN, WV
	KUENZEL & ASSOCIATES PLLC	16,760.07	40	CHAPMANVILLE, WV
	KUHN & HAINES LC	32,036.05	38	KEYSER, WV
	KURELAC LAW OFFICE	97,287.38	61	WHEELING, WV
	KURELAC, PATRICIA A., ATTORNEY AT LAW	74,236.08	71	MOUNDSVILLE, WV
	LAMBERT LAW OFFICES PLLC	47,073.03	47	HURRICANE, WV
	LANTZ LAW OFFICE	34,131.61	33	MOUNDSVILLE, WV
	LEBOW, BETH L.	406.85	1	MORGANTOWN, WV
	LEDFOORD, BRANDEN	22,110.38	27	PARKERSBURG, WV
*	LEFLER & BOGGS PLLC	75,898.93	75	BECKLEY, WV
	LEFLER, DERRICK W., ATTORNEY AT LAW	24,469.97	36	PRINCETON, WV
	LESLIE LEGAL PLLC	138.00	1	DELLSLOW, WV
	LEWIS, EMILY	6,146.00	6	FAIRMONT, WV
*	LIVINGOOD, ROBB	47,527.73	54	MORGANTOWN, WV
*	LOCKWOOD & LOCKWOOD	14,008.24	6	HUNTINGTON, WV
*	LOCKWOOD, JAMELLA L.	152,942.24	216	BUCKHANNON, WV
	LOGUE, SEAN, PLLC	15,936.49	9	CARNEGIE, PA
	LONG LAW OFFICES PLLC	34,455.91	55	SCOTT DEPOT, WV
	LONG, ROBBY N., LAW OFFICE OF LC	118,453.26	182	WINFIELD, WV
	LORD, JASON S.	85,289.68	113	CHARLESTON, WV
	LOVE, JAY CARTER	1,584.00	4	HUNTINGTON, WV
*	LUPARDUS LAW OFFICE	23,381.24	25	PINEVILLE, WV
	LUSK & BRADFORD PLLC	10,635.30	18	BECKLEY, WV
*	LYALL, JERRY M.	40,383.93	54	WILLIAMSON, WV
	LYONS PHILLIPS LEGAL GROUP PLLC	296,018.25	385	MORGANTOWN, WV
*	MAGANN LAW OFFICE PLLC	118,055.25	83	BLUEFIELD, WV
	MALLET, SHANE M., LAW OFFICES	360.00	2	WHEELING, WV
	MANCHIN INJURY LAW GROUP PLLC	57,785.09	27	FAIRMONT, WV
	MANN & MANN LAW OFFICE	21,860.31	23	HINTON, WV
	MARCUM LAW OFFICE PLLC	8,672.55	14	WILLIAMSON, WV
	MARTIN LAW FIRM	263.76	1	NITRO, WV
	MARTIN, JAMES RUDOLPH	87,615.06	126	CHARLESTON, WV
	MARTINO, GARY J.	28,338.50	41	ANMOORE, WV
*	MASCIO, DAVID A., LAW OFFICE OF	96,708.76	31	WEIRTON, WV
	MASTERS, IAN	87,967.58	145	CHARLES TOWN, WV
	MATHERLY, JEFFREY K.	59,504.34	57	MARTINSBURG, WV
	MATHEWS, REBECCA ANN	10,194.56	6	CHARLESTON, WV
	MAUSER, BERNARD R.	39,740.04	50	SUTTON, WV
	MAZE, LESLIE L.	15,555.75	18	ELIZABETH, WV
*	MCCLUNG LAW OFFICES	106,020.96	143	CHARLESTON, WV
	MCCLURE GOAD PLLC	31,834.71	111	HUNTINGTON, WV
	MCCLURE LAW PLLC	35,612.32	39	CLARKSBURG, WV
	MCCOY LAW OFFICES PLLC	276.00	1	WHEELING, WV
	MCCOY INJURY LAW PLLC	11,467.02	9	FAIRMONT, WV
	MCCOY, JAMES A.	20,157.70	31	HAMLIN, WV
	MCDONALD, STEVIE L., THE LAW OFFICE OF	28,286.67	66	RIVESVILLE, WV
	MCGANN, KIMBERLY E., LAW OFFICE OF PLLC	23,431.83	32	HUNTINGTON, WV
	MCGRAW LAW OFFICES	29,126.93	31	PROSPERITY, WV
*	MCPHERSON, JIMMY SCOTT, JR.	125,860.57	130	PRINCETON, WV
*	MEADOWS, TODD R.	54,494.44	63	ONA, WV
	MICHAEL, DIANE D.	3,310.05	1	MANNINGTON, WV
	MICHAEL, GREGORY G.	82,888.07	168	FAIRMONT, WV

* - Uses Third Party Financing

**PUBLIC DEFENDER SERVICES
APPOINTED COUNSEL FEES AND EXPENSES PAID**

FEES		ALPHABETICAL ORDER		
*	PAYEE	TOTAL \$	# OF CLAIMS	OFFICE LOCATION
	MICHAEL, NELSON M., LC	6,779.88	11	KEYSER, WV
*	MICK, REBECCA E.	59,137.53	43	CHARLESTON, WV
	MILAM, JAMES R., II, ATTORNEY AT LAW PLLC	2,066.90	5	SUMMERSVILLE, WV
	MILLER, LATACHIA, ESQUIRE PLLC	83,906.80	77	BECKLEY, WV
*	MILLS, KEVIN D., & ASSOCIATES PLLC	1,911.00	2	MARTINSBURG, WV
*	MIRHOSEINIM, DAVID, ATTORNEY AT LAW	18,116.98	11	BRIDGEPORT, WV
*	MOLAW PLLC	121,367.21	244	WEIRTON, WV
*	MOORE & ASSOCIATES A PROFESSIONAL CORPORATION	17,355.13	15	CHESTER, WV
	MOORE LAW FIRM PLLC	1,289.09	3	FRANKLIN, WV
	MOORE, DAVID K.	61,712.38	51	RIPLEY, WV
	MOORE, JUSTON H., PLLC	63,494.20	141	WAYNE, WV
	MOOREHEAD, CHRISTOPHER S.	20,226.56	27	FAYETTEVILLE, WV
	MORELAND, CATHE L., PLLC	18,495.06	16	ROMNEY, WV
	MORELAND, STEPHEN W.	188.00	1	ROMNEY, WV
	MORGAN, DAMON B.	35,389.84	94	POINT PLEASANT, WV
*	MORGAN, DEAN	61,633.28	83	MORGANTOWN, WV
*	MORGAN, DENNIE S.	86,454.14	155	BECKLEY, WV
	MORGAN, TONY	25,028.95	29	GRANTSVILLE, WV
	MORGAN, WARD, LAW OFFICE OF	44,513.80	43	BLUEFIELD, WV
	MOSES, JOSEPH J.	96,199.28	45	WHEELING, WV
	MOUNTAIN STATE LAW	3,784.06	1	CLARKSBURG, WV
*	MOUNTAINEER LEGAL SERVICES PLLC	212,522.97	533	GRAFTON, WV
	MOYE LAW OFFICE	1,412.33	4	WINFIELD, WV
*	MUNOZ, A. JOSEPH, LAW FIRM OF	62,682.00	40	PARKERSBURG, WV
*	MURPHY, S. SEAN, PLLC	72,170.20	27	MORGANTOWN, WV
	MYERS, JESSICA E.	33,792.58	32	PARKERSBURG, WV
*	NANNERS LAW OFFICE PLLC	102,150.97	144	BUCKHANNON, WV
*	NAVY, L. VICTOR	63,431.86	107	BARBOURSVILLE, WV
*	NEISWONGER & WHITE	114,613.15	176	MOUNDSVILLE, WV
	NELSON LEGAL SERVICES LC	120,748.04	84	PETERSBURG, WV
*	NESSER LAW FIRM	160,703.48	161	HUNTINGTON, WV
	NESTOR, WILLIAM T., PLLC	133,004.77	174	ELKINS, WV
*	NETHKEN LAW OFFICE PLLC	48,939.96	258	MORGANTOWN, WV
*	NEW, STEPHEN P., LC	3,651.44	5	BECKLEY, WV
	NEXT STEP LEGAL	8,055.25	19	WILLIAMSON, WV
	NOGAY, CATHRYN A.	55,127.34	35	WEIRTON, WV
*	NOLAN LAW FIRM	71,829.75	195	LAVALETTE, WV
	OGLE, CANDACE L.	13,402.50	29	MORGANTOWN, WV
	OLCOTT LAW OFFICE	4,532.44	3	CHARLESTON, WV
	ORNDORFF, JOSHUA W., PLLC	46,049.53	106	MOOREFIELD, WV
	OSBORNE & ASSOCIATES PLLC	20,912.50	15	PRINCETON, WV
*	OSHOWAY, F. JOHN	84,052.15	104	GRANTSVILLE, WV
	PANEPINTO, MARK D.	72,280.09	21	WHEELING, WV
*	PARKULO, JOHN F.	48,003.50	40	DANIELS, WV
	PAUGH, SUSAN K.	7,848.40	7	MARTINSBURG, WV
	PAYNE, DEBBIE FLOWERS, LAW OFFICE OF	1,184.00	2	CHARLES TOWN, WV
	PENNINGTON, DEANNA L.	4,562.00	7	MORGANTOWN, WV
	PENNINGTON, WILLIAM L.	41,650.54	47	MORGANTOWN, WV
	PETITTO LAW PLLC	254.00	1	WEST UNION, WV
*	PETTIJOHN LAW GROUP LC	55,230.57	131	LEWISBURG, WV
	PLANTS LAW FIRM PLLC	94,841.66	118	SO CHARLESTON, WV
*	POLVERINI AND NORMAN PLLC	69,416.73	47	BRIDGEVILLE, WV

* - Uses Third Party Financing

**PUBLIC DEFENDER SERVICES
APPOINTED COUNSEL FEES AND EXPENSES PAID**

FEES		ALPHABETICAL ORDER		
*	PAYEE	TOTAL \$	# OF CLAIMS	OFFICE LOCATION
	POWELL & MAJESTRO PLLC	732.00	2	CHARLESTON, WV
*	POWELL, ANDREA P.	24,208.86	14	PRINCETON, WV
	POWELL, DONOVAN	1,537.43	2	LEON, WV
*	POWELL, ERIC K.	149,203.95	199	PARKERSBURG, WV
	POWER BECK & MATZUREFF	22,873.62	13	MARTINSBURG, WV
	PRALL, THOMAS J.	58,682.91	141	WESTON, WV
	PRATT, LENA D.	41,306.20	34	LOGAN, WV
*	PRENTICE, TIMOTHY H.	155,150.31	281	ELKINS, WV
*	PRICE, LOUIE T.	4,816.53	8	CHARLESTON, WV
*	PRICE, SHANNON N.	58,667.97	50	BEECH BOTTOM, WV
	PRIM LAW FIRM PLLC	4,577.60	6	HURRICANE, WV
*	PRITT & SPANO PLLC	137,871.00	195	CHARLESTON, WV
*	PRITT, JUSTIN D., LAW OFFICE OF PLLC	25,778.18	39	MILTON, WV
	PULLIN FOWLER FLANAGAN BROWN & POE PLLC	164,426.55	251	CHARLESTON, WV
*	RABER LAW OFFICES PLLC	47,266.74	65	SAINT MARYS, WV
	RADMAN, SCOTT S.	11,394.00	42	MORGANTOWN, WV
	RAMSEY LAW OFFICE	1,789.90	2	DANIELS, WV
*	RAY LAW PLLC	25,096.75	23	MORGANTOWN, WV
*	REDMAN & PAYNE	34,830.17	24	CHARLESTON, WV
	REED, JEFFREY B., ATTORNEY PLLC	47,308.46	23	PARKERSBURG, WV
	REGULA, RAELENN, ENTERPRISES LLC	723.85	1	BROWNFIELD, PA
	RESETER, ANDREW TYLER	103,994.78	119	MORGANTOWN, WV
*	RICE, WILLIAM T.	33,872.75	14	MARTINSBURG, WV
	RICHARDSON RICHARDSON & CAMPBELL	2,920.35	10	PARKERSBURG, WV
*	RICHARDSON, DAVID B., LAW OFFICE	115,100.76	133	WINFIELD, WV
*	RICHARDSON, IRA, LAW OFFICE OF PLLC	167,815.48	162	CLARKSBURG, WV
*	RILEY, JAMES P., IV, ATTORNEY AT LAW PLLC	2,172.00	1	MARTINSBURG, WV
	RJH LAW	46,737.38	70	INWOOD, WV
	ROBEY, J., LAW PLLC	74,403.40	78	BRIDGEPORT, WV
	ROBINSON & MCELWEE PLLC	3,623.66	1	CHARLESTON, WV
	RODGERS, JEFFREY S.	12,450.64	36	LEWISBURG, WV
	RODRIGUEZ, VANESSA LYNN, LAW OFFICES OF	21,451.41	71	FAIRMONT, WV
*	ROGERS, JOHN C., ATTORNEY AT LAW PLLC	102,638.86	299	MORGANTOWN, WV
	ROLLO, EDMUND J.	45,743.00	77	MORGANTOWN, WV
	ROLLO, LANCE E.	74,920.84	118	MORGANTOWN, WV
	ROOP & SMITH LAW OFFICE PLLC	10,681.00	9	BECKLEY, WV
	ROSINSKY LAW OFFICE	250,014.01	168	HUNTINGTON, WV
	ROZAS LAW OFFICE LLC	41,900.79	49	CUMBERLAND, MD
*	RUMORA & RUMORA LC	93,998.42	141	WILLIAMSON, WV
*	RUTH LAW OFFICES PLLC	162,694.99	148	WINFIELD, WV
	SAAD DIXON LAW OFFICE PLLC	18,444.72	12	HUNTINGTON, WV
*	SAFCSAK, MICHAEL, LAW OFFICE OF PLLC	120,729.27	154	FAIRMONT, WV
*	SAL SELLARO CULPEPPER LEGAL GROUP PLLC	2,923.65	2	WESTOVER, WV
	SAMMONS OLIVERO & PARASCHOS PLLC	7,184.83	5	HUNTINGTON, WV
*	SANDERS & AUSTIN	43,657.11	64	PRINCETON, WV
	SANTA BARBARA, M., LAW OFFICE	51,674.22	112	MARTINSBURG, WV
	SAVILLE, ROYCE B., PLLC	7,868.00	56	ROMNEY, WV
	SCALES LAW OFFICE	65,490.36	51	MARTINSBURG, WV
	SCANTLEBURY, PHILLIP A.	31,478.78	42	PRINCETON, WV
	SCHARF, WILLIAM H.	10,545.00	6	CHARLESTON, WV
*	SCHEETZ, CHRISTOPHER A.	32,939.97	31	FOLLANSBEE, WV
*	SCOTT, JOHN A.	55,983.04	55	CLARKSBURG, WV

**PUBLIC DEFENDER SERVICES
APPOINTED COUNSEL FEES AND EXPENSES PAID**

FEES		ALPHABETICAL ORDER		
*	PAYEE	TOTAL \$	# OF CLAIMS	OFFICE LOCATION
	SELARIO, MICHAEL D.	4,841.49	11	CLARKSBURG, WV
	SELDEN LAW OFFICES LC	60,643.85	35	BECKLEY, WV
	SELLITTI NOGAY & MCCUNE PLLC	1,060.00	1	WEIRTON, WV
	SENGEWALT, JORDAN	1,796.00	1	WHEELING, WV
	SHAFFER LAW OFFICES	41,768.35	20	WHEELING, WV
	SHAFFER & SHAFFER	47,532.68	71	MADISON, WV
	SHAFFER LAW	125,745.76	211	CHARLESTON, WV
	SHAFFER MADIA LAW PLLC	3,807.26	3	MORGANTOWN, WV
	SHAHEEN LAW GROUP LLC	5,682.96	9	ST CLAIRSVILLE, OH
*	SHAW & SHAW LC	134,434.23	184	POINT PLEASANT, WV
	SHAY, JAMES EDWARD, JR.	53,907.70	47	BRUCETON MILLS, WV
*	SHERMAN, LAWRENCE E., JR., LC	232,565.81	463	ROMNEY, WV
*	SHOUGH, SCOTT A.	95,275.82	173	FAIRMONT, WV
	SHREVE LAW FIRM	75,375.26	90	MORGANTOWN, WV
	SHUMAKER, J. BRANDON	8,507.16	9	MORGANTOWN, WV
	SIMMERMAN LAW OFFICE PLLC	7,145.42	7	CLARKSBURG, WV
*	SIMMONS, HUNTER, LAW OFFICE OF	108,519.28	275	BUCKHANNON, WV
	SIMPKINS LAW OFFICE PLLC	2,009.79	1	WILLIAMSON, WV
	SINGH, TEJINDER, LAW OFFICE OF	5,010.91	8	WEIRTON, WV
*	SINKKANEN, DREAMA D., LAW OFFICES OF	4,842.27	2	CLARKSBURG, WV
	SKEEN, KENNAD LEE, II	460.50	1	RIPLEY, WV
	SKLAVOUNAKIS LAW OFFICE	18,451.00	80	WHEELING, WV
	SLATER, ELISABETH A.	7,814.00	3	WHEELING, WV
	SLAVEY & SHUMAKER PLLC	80,422.52	109	MORGANTOWN, WV
	SMITH, CLINTON W.	3,094.00	18	CHARLESTON, WV
*	SNEAD, M. E., LAW FIRM OF PLLC	134,356.04	226	WEBSTER SPRINGS, WV
	SNYDER & HASSIG	7,304.65	7	NEW MARTINSVILLE, WV
*	SOUTHERN WV LAW CLINIC	143,443.96	82	BECKLEY, WV
*	SPANO, JOSEPH H., JR.	168.00	1	CHARLESTON, WV
	SPILMAN THOMAS & BATTLE PLLC	5,424.00	4	CHARLESTON, WV
*	STACY LAW OFFICES	37,400.63	83	MORGANTOWN, WV
*	STACY, JAMES D.	34,403.88	63	MORGANTOWN, WV
	STARCHER, HEATHER L., LAW OFFICE OF	42,466.00	28	PARKERSBURG, WV
*	STARCHER, KENNY R.	78,997.50	53	CHARLESTON, WV
	STEDMAN & RIDDELL	36,471.71	50	MARTINSBURG, WV
	STEDMAN, JASON, LAW OFFICES OF	82,460.57	121	MARTINSBURG, WV
	STEED, DEBRA L., PLLC	39,586.73	35	PARKERSBURG, WV
*	STEELE, BRANDON SCOTT	10,540.50	17	BECKLEY, WV
	STEPHENS, GLORIA M.	43,504.58	33	WELCH, WV
	STEPTOE & JOHNSON PLLC	61,908.52	49	BRIDGEPORT, WV
	STERN & EISENBERG PC	1,170.90	7	WARRENTON, PA
	STEWART, JOYCE E.	999.75	1	MOOREFIELD, WV
	STEWART, P. ZACHARY, LAW OFFICE OF	41,079.94	13	WEIRTON, WV
	STOLLINGS, HARLEY E.	31,104.27	21	SUMMERSVILLE, WV
	STONE, ROBERT C., JR., PLLC	16,889.51	10	MARTINSBURG, WV
	STROEBEL & STROEBEL PLLC	10,531.18	16	CHARLESTON, WV
*	STURM, HEIDI M. GEORGI	115,680.62	89	FAIRMONT, WV
*	SUMMERS, WILLIAM B.	7,515.80	8	PARKERSBURG, WV
	SUTTON & JANELLE ATTORNEYS AT LAW PLLC	16,204.05	25	MARTINSBURG, WV
	SWEENEY, LAVERNE	304.00	3	GRAFTON, WV
*	TATE, REBECCA L.	19,803.00	28	FAIRMONT, WV
*	TAYLOR & HINKLE ATTORNEY AT LAW INC	57,215.87	42	BECKLEY, WV

**PUBLIC DEFENDER SERVICES
APPOINTED COUNSEL FEES AND EXPENSES PAID**

FEES		ALPHABETICAL ORDER		
*	PAYEE	TOTAL \$	# OF CLAIMS	OFFICE LOCATION
	TAYLOR LAW OFFICE	5,806.00	8	MORGANTOWN, WV
*	TAYLOR, ALLISON R.	3,021.50	4	FAYETTEVILLE, WV
	TAYLOR, DONNA E.	15,637.56	46	PARKERSBURG, WV
	TAYLOR, JENNIFER N.	17,341.71	60	CHARLESTON, WV
	TAYLOR, PAUL G.	3,332.54	2	MARTINSBURG, WV
	TAYLOR, PAUL G., LAW OFFICES OF PLLC	57,078.92	56	MARTINSBURG, WV
	THE BISCHOFF LAW FIRM PLLC	57,939.79	48	SHEPHERDSTOWN, WV
	THE BRIGHT LAW FIRM PLLC	46,531.87	66	KINGWOOD, WV
	THE FORD LAW FIRM PLLC	61,284.78	67	LEWISBURG, WV
	THE HARKINS LAW FIRM PLLC	1,298.87	1	BECKLEY, WV
	THE KUHL LAW OFFICE PLLC	78,935.26	137	HURRICANE, WV
	THOMPSON, DAVID G.	25,017.88	70	PINEVILLE, WV
*	THOMPSON, JOHN M.	48,474.99	78	OAK HILL, WV
	THOMPSON, LAUREN	4,030.00	10	WILLIAMSON, WV
	THORNE, STEVEN M.	49,969.50	88	LOGAN, WV
	TICHENOR LAW OFFICE	83,414.21	61	FAIRMONT, WV
*	TINGLER, GREGORY R.	137,780.91	110	ELKINS, WV
	TIPTON LAW OFFICES	15,393.64	30	MORGANTOWN, WV
	TISSUE, PHILIP J.	1,015.19	3	OAK HILL, WV
	TORISEVA LAW	2,024.25	1	WHEELING, WV
	TORRES, GEORGE M.	29,702.87	34	PARKERSBURG, WV
	TREADWAY, JOHN H., JR.	71,994.19	108	MOOREFIELD, WV
	TRIPLETT & TRIPLETT LC	5,895.57	3	ELKINS, WV
	TROZZO LOWERY WESTON & ROCK	5,646.14	8	CUMBERLAND, MD
	TRUMP & TRUMP LC	22,082.85	10	BERKELEY SPRINGS, WV
	TUCKER, GREGORY A., PLLC	4,071.00	3	SUMMERSVILLE, WV
	TYREE EMBREE & ASSOCIATES PLLC	4,888.65	14	HURRICANE, WV
*	TYSON, DAVID R.	44,977.29	120	HUNTINGTON, WV
	UMINA LEGAL PLLC	12,605.06	20	MORGANTOWN, WV
	VAN ZANT, SUSAN J., LC	77,394.70	78	WILLIAMSON, WV
	VARNER & VAN VOLKENBERG PLLC	4,119.70	2	CLARKSBURG, WV
*	VICTOR & VICTOR LLP	241,405.50	219	CHARLESTON, WV
	VITAL & VITAL LC	422.00	1	HUNTINGTON, WV
	VITAL, RICHARD L.	4,918.00	11	BARBOURSVILLE, WV
*	WALKER, LELA, ATTY AT LAW PLLC	45,096.06	121	OCEANA, WV
*	WALL, RANDALL D.	38,585.50	364	HUNTINGTON, WV
	WALLACE, MICHAEL K.	29,479.78	34	SOUTH CHARLESTON, WV
	WALTERS LAW FIRM PLLC	2,480.00	6	CHARLESTON, WV
	WALTERS, RICHARD J.	1,230.47	2	PITTSBURGH, PA
	WARD LAW OFFICES PLLC	10,721.11	9	BECKLEY, WV
*	WARMAN, CHERYL L.	15,296.86	17	MORGANTOWN, WV
	WARNICK, ELIZABETH B., ATTORNEY	19,765.27	9	BRUCETON MILLS, WV
	WEATHERHOLT LEGAL SERVICES PLLC	119,596.71	127	MOOREFIELD, WV
*	WEESE, HEATHER M., LAW OFFICE OF PLLC	199,796.05	144	ELKINS, WV
*	WEESE, TRACY	24,649.67	10	SHEPHERDSTOWN, WV
	WESTON LAW A LEGAL CORP	4,924.65	1	HURRICANE, WV
	WHITE & CLYBURN LAW OFFICES	140,821.06	121	MOUNDSVILLE, WV
	WHITE, KEITH ATTORNEY AT LAW	37,488.71	59	ST MARYS, WV
	WHITE, MAX H., PLLC	37,820.11	103	KEYSER, WV
*	WHITEMAN BURDETTE PLLC	58,683.20	99	FAIRMONT, WV
	WHITEMAN, FRANCES C.	1,335.52	2	FAIRMONT, WV
*	WHITT, MICHAEL R.	210,494.12	96	LEWISBURG, WV

**PUBLIC DEFENDER SERVICES
APPOINTED COUNSEL FEES AND EXPENSES PAID**

FEES		ALPHABETICAL ORDER		
*	PAYEE	TOTAL \$	# OF CLAIMS	OFFICE LOCATION
*	WHITTEN LAW OFFICE LC	16,116.99	44	PINEVILLE, WV
*	WIEDEL, DIANA CARTER	87,201.54	85	WILLIAMSON, WV
*	WILCOX, TIMBERA C.	85,531.16	219	CHARLESTON, WV
*	WILDMAN, ERIC KEITH	77,908.18	99	FAIRMONT, WV
	WILKINSON, ROBERT E., ATTORNEY AT LAW	59,893.56	27	HUNTINGTON, WV
*	WILLIAMS, DEAN E.	162,938.48	277	GLEN DALE, WV
	WILLIAMS, JOHN E., JR.	53,999.70	94	PRINCETON, WV
	WILSON FRAME & METHENEY PLLC	22,818.23	2	MORGANTOWN, WV
*	WILSON LAW OFFICE	105,761.31	211	KEYSER, WV
	WILSON, CHRISTOPHER M., LAW OFFICE OF PLLC	47,714.15	49	FAIRMONT, WV
	WINDOM LAW OFFICES PLLC	4,502.50	6	HARRISVILLE, WV
	WITT LAW PLLC	21,322.55	14	HUNTINGTON, WV
*	WOLFE WHITE & ASSOCIATES	7,914.20	28	LOGAN, WV
	WOLFE, B. SCOTT, LAW OFFICE OF PLLC	83,629.43	59	HARRISVILLE, WV
	WOOD, JACK	1,145.45	3	WEIRTON, WV
	WOODS, JEFF C., LAW OFFICE OF	7,676.29	10	SCOTT DEPOT, WV
	WOODS, JOHN	40,370.69	92	BELLEVILLE, WV
	WOOTON & WOOTON	3,160.75	11	BECKLEY, WV
*	WORKMAN, ELLIOTT E., PLLC	56,989.04	102	MADISON, WV
	WRIGHT, DAYA MASADA, LAW OFFICE OF PLLC	1,890.14	1	BUCKHANNON, WV
*	WRIGHT, STEVEN MCKAY	40,682.72	54	HUNTINGTON, WV
	YANNI LAW FIRM	43,440.15	124	MARTINSBURG, WV
	YOHO, AARON PAUL	49,511.99	106	KINGWOOD, WV
	YOST, BRIAN D.	3,160.20	2	HURRICANE, WV
*	YOUNG, WILLIAM PRENTICE, PLLC	76,657.25	17	SHEPHERDSTOWN, WV
*	YOUNGER, C. CHRISTOPHER	32,858.00	32	WILLIAMSON, WV
*	YOUNGER, CULLEN C., ATTORNEY AT LAW	4,496.50	6	WILLIAMSON, WV
	ZIEGLER & ZIEGLER LC	4,735.84	13	HINTON, WV
	APPOINTED COUNSEL VOUCHERS	26,168,975.34	33,990	

**PUBLIC DEFENDER SERVICES
APPOINTED COUNSEL FEES AND EXPENSES PAID**

DIRECT EXPENSE VOUCHERS		ALPHABETICAL ORDER		
*	PAYEE	TOTAL \$	# OF CLAIMS	OFFICE LOCATION
	ANDERSON, JOCELYN	4,632.29	1	STATE COLLEGE, PA
	APPLIED DNA RESOURCES	3,375.00	2	COLUMBUS, OH
	BAER, TALIA M.	492.05	3	RACINE, OH
	BAKER, LYNDE G.	912.45	1	VIENNA, WV
	BARTON INVESTIGATIONS	6,521.74	7	PARKERSBURG, WV
	BEHAVIORAL SCIENCE ASSOCIATES INC	1,200.00	1	WHEELING, WV
	BIRD, VERONICA L.	1,174.25	1	ATHENS, WV
	BLOSSER, JULIE A.	123.20	1	MORGANTOWN, WV
	BLUE RIDGE PSYCHOLOGICAL ASSOCIATES LLC	4,201.24	1	CROZET, VA
*	BREWSTER INVESTIGATIONS	3,212.28	6	RODERFIELD, WV
*	BUZZO, BILL J.	3,507.52	2	BLUEFIELD, WV
*	CABELLS PRIVATE INVESTIGATION	10,846.27	17	CABIN CREEK, WV
	CANTIS INVESTIGATIVE SERVICES LLC	2,171.05	2	MORGANTOWN, WV
	CHACALOS, CAROL L.	215.60	2	WHEELING, WV
	CHANDLER, MARCIA L.	57.75	1	GREENCASTLE, PA
	CHARLESTON FORENSIC PSYCHIATRY	4,300.00	2	CHARLESTON, WV
	CHESLOCK, TERRI R.	689.10	2	FAIRMONT, WV
	CONNOR AND ASSOCIATES PSYCHOLOGICAL SERVICES PLLC	1,200.00	1	ERLANGER, KY
	COOK SERVICES & INVESTIGATIONS	10,649.50	4	LOST RIVER, WV
	CORNELL INVESTIGATIONS LLC	21,059.75	49	HARRISVILLE, WV
	CORPOREAL CONSULTING LLC	11,489.43	1	LOUISVILLE, KY
	DAVIS, KATHY J.	3,161.00	9	FORT GAY,
	DAVIS, ROBERT MARC	3,500.00	1	PITTSBURGH, PA
	DEMUTH, CONNIE D.	3,438.75	18	HURRICANE, WV
	DONALD RICHARD JASON MD JD	4,026.54	1	WINSTON SALEM, NC
	DUMAS PSYCHOLOGY COLLECTIVE LLC	1,700.00	2	BECKLEY, WV
	DYER LAW OFFICES	9,360.00	1	CLARKSBURG, WV
	E A S WINCHESTER PLLC	15,750.00	4	WINCHESTER, VA
	EASTERN PSYCHOLOGICAL SERVICES INC	4,500.00	3	ROMNEY, WV
	EFI GLOBAL INC	3,957.50	1	CHICAGO, IL
	ELITE MEDICAL EXPERTS LLC	17,247.08	2	TUCSON, AZ
	FREMOUW SIGLEY & BAKER PSYCHOLOGICAL ASSOCIATES PLLC	6,825.00	5	MORGANTOWN, WV
	GAUT, WILLIAM T.	4,500.00	1	NAPLES, FL
	GRIFFIN & ASSOCIATES	15,350.68	4	HUNTINGTON, WV
	HARRIS ENTERPRISES LLC	8,081.90	1	SAINT ALBANS, WV
	HASAN, RABIYA KHALID	2,350.00	1	CHARLOTTE, NC
	HERRON-RICE, TRACY P.	2,360.00	7	MOOREFIELD, WV
	HUDSON, CLIFTON R., PHD	1,500.00	1	CHARLESTON, WV
	HURLEY, MARY K.	46.20	1	MARTINSBURG, WV
	HUSEBY LLC	418.95	1	HERMITAGE, PA
	ISABELL, STACY E.	303.75	1	ELKINS, WV
	JAWORSKI, MICHELLE L.	3,496.65	3	DILLONVALE, OH
*	JONES INVESTIGATIONS	1,663.94	1	BLUEFIELD, WV
	KELLEY, SHAMELLE D.	105.00	1	CHARLESTON, WV
	KENTUCKY MEDICAL SERVICES FOUNDATION INC	3,250.00	1	LEXINGTON, KY
	KEPLINGER, MARIA K.	4,154.15	1	MOUNT STORM, WV
	KINCAID, ERIN E.	804.45	1	GALLIPOLIS, OH
	KLM INVESTIGATIONS	285.87	1	WILLIAMSTOWN, WV
	LANE INVESTIGATIONS LLC	2,295.00	1	GRAYSON, KY
	LANTERN MENTAL HEALTH INC	1,400.00	1	PINEVILLE, WV
	LAPINA & ASSOCIATES LLC	4,950.00	1	CRANBERRY TOWNSHIP, PA
	LAUREL RIDGE PSYCHOLOGICAL ASSOCIATES LLC	4,750.00	2	PRINCETON, WV

* - Uses Third Party Financing

**PUBLIC DEFENDER SERVICES
APPOINTED COUNSEL FEES AND EXPENSES PAID**

DIRECT EXPENSE VOUCHERS		ALPHABETICAL ORDER		
*	PAYEE	TOTAL \$	# OF CLAIMS	OFFICE LOCATION
	LAW SCIENCE TECHNOLOGIES INC	2,680.00	2	LUDLOW FALLS, OH
	LEGAL SCIENCE	2,000.00	1	CHARLESTON, WV
	LILLY, BRITTANY A., PARALEGAL SERVICES	1,104.00	1	BECKLEY, WV
	LUBIT, ROY	6,000.00	1	NEW YORK, NY
	MARSHALL, PAMELA LEA	4,901.23	1	FREEDOM, PA
	MCMILLEN, SHARON G., MA PSYCHOLOGIST INC	600.00	1	KINGWOOD, WV
	MEADOWS, JENNIFER J.	2,082.85	1	WEST HAMLIN, WV
*	MORRISON, STEPHEN, PRIVATE INVESTIGATIONS	35,045.06	13	BARBOURSVILLE, WV
	MORTON, PAUL B.	856.14	1	WAVERLY, WV
	MOUNTAIN STATE PSYCHOLOGICAL SERVICES PLLC	1,900.00	1	KEYSER, WV
	MUNDY, BELINDA E.	985.60	1	CHARLESTON, WV
	MYERBERG LAW PLLC	8,916.25	1	MORGANTOWN, WV
	OWENS FORENSIC CONSULTING PLLC	4,250.00	1	HARRISBURG, NC
	PANHANDLE ACCIDENT RECONSTRUCTION	2,301.71	3	MARTINSBURG, WV
	PANHANDLE PRINTING & DESIGN LLC	2,288.87	4	MARTINSBURG, WV
	PATE, PHILIP E.	3,462.50	1	WINCHESTER, VA
	PATTERSON REPORTING	100.10	1	HARPERS FERRY, WV
	PETERS, LARRY A., INC	1,134.24	2	WINCHESTER, VA
	PHILLIPS GARDILL KAISER & ALTMAYER	3,757.50	1	WHEELING, WV
	PICKENS, AMANDA J.	355.10	2	DUNBAR, WV
	PSYCHOEDUCATIONAL CONSULTANTS LLC	2,175.00	1	NORTH PROVIDENCE, RI
	PSYCHOLOGICAL CONSULTING INC	10,250.00	9	MARTINSBURG, WV
	PYRO TECHNICAL INVESTIGATIONS INC	3,950.00	2	CINCINNATI, OH
	RUSSELL, TINA GRAY	1,200.00	1	BLUEFIELD, WV
	SAAR PSYCHOLOGICAL GROUP PLLC	2,750.00	3	SOUTH CHARLESTON, WV
	SALYERS, CHRISTOPHER A.	3,458.70	5	CHARLESTON, WV
	SOLID ROCK INVESTIGATIONS LLC	3,141.24	12	RED HOUSE, WV
	SPEIGHTS, JEAN B.	304.15	1	LEWISBURG, WV
	STRAUSS, ALLISON	265.05	1	FAIRMONT, WV
	TYLER EVERT PHOTOGRAPHY	450.00	1	ALUM CREEK, WV
	UNIV OF VA INSTITUTE OF LAW PSYCHIATRY & PUBLIC POLICY	30,064.20	3	CHARLOTTESVILLE, VA
	VAUGHAN INVESTIGATIONS	3,330.39	8	BRADLEY, WV
	VERITAS GLADIO INVESTIGATIONS LLC	2,652.85	1	SAINT ALBANS, WV
	WANDLING, NATALIE L.	1,967.35	3	SCOTT DEPOT, WV
	WILT COURT REPORTING	1,047.20	1	FAIRMONT, WV
	WOODS INVESTIGATIONS	14,022.53	6	BECKLEY, WV
	WV DEPOS	285.50	1	CLARKSBURG, WV
	YOUNG, MISSY L., CCR	504.35	2	SISSONVILLE, WV
	DIRECT EXPENSE VOUCHERS	394,102.54	287	

**PUBLIC DEFENDER SERVICES
APPOINTED COUNSEL FEES AND EXPENSES PAID**

ROJAS

ALPHABETICAL ORDER

*	PAYEE	TOTAL \$	# OF CLAIMS	OFFICE LOCATION
	BODE CELLMARK FORENSICS INC	5,200.00	1	LORTON, VA
	DIPERO SIMMONS MCGINLEY & BASTRESS PLLC	715.32	1	CHARLESTON, WV
	PSYCHOLOGICAL CONSULTING INC	1,500.00	1	MARTINSBURG, WV
	ROJAS VOUCHERS	7,415.32	3	

PUBLIC DEFENDER SERVICES
TOTAL TRAVEL TIME (JULY 1, 2020 - JUNE 30, 2021)
TRAVEL TIME IS PAID AT THE OUT-OF-COURT RATE OF \$60/HOUR

ATTORNEY	TRAVEL TIME	TOTAL (\$)
Hughart, Kevin W.	834.0	\$50,040.00
Rosinsky, Tim	715.0	\$42,900.00
Chattin, Andrew	657.6	\$39,456.00
Ruth, Ryan	626.6	\$37,596.00
Simmons, Hunter	600.1	\$36,006.00
Dotsenko, Juliana	541.6	\$32,496.00
Bond Wallace, Catherine	520.2	\$31,212.00
Shaffer, Andrew	490.7	\$29,442.00
Snead, Mary	486.4	\$29,184.00
Richardson, Ira	478.7	\$28,722.00
Richardson, David	470.1	\$28,206.00
Hunt, Ashley	441.6	\$26,496.00
Williams, Dean	421.4	\$25,284.00
Davis, G. Phillip	415.4	\$24,924.00
Safcsak, Michael	405.8	\$24,348.00
Hively, Herbert	395.3	\$23,718.00
Johnson, Rebecca	369.7	\$22,182.00
Mancini, Steven	359.6	\$21,576.00
Plants, Mark	352.9	\$21,174.00
Vance, Brian	343.6	\$20,616.00
Wilson, Lauren	343.1	\$20,586.00
Adkins, Donnie	334.0	\$20,040.00
Gregory, Betty	331.2	\$19,872.00
Morelli, Ann Marie	326.8	\$19,608.00
Christ, Katrina	315.9	\$18,954.00
Hill, Susan	313.5	\$18,810.00
Iapalucci, Allison	310.6	\$18,636.00
Kelley, David	307.7	\$18,462.00
Oglesby, Monica	293.9	\$17,634.00
Fittro, Jonathan	290.3	\$17,418.00
Lambert, Roger	286.5	\$17,190.00
Rogers, John	277.9	\$16,674.00
Hylton, Vickie	277.3	\$16,638.00
Bramble, Mark	276.0	\$16,560.00
Yost, Jennifer	275.3	\$16,518.00
Reseter, Andrew	271.9	\$16,314.00
Hatfield, Karen	271.2	\$16,272.00
Magann, Michael	270.4	\$16,224.00
Wildman, Eric	268.5	\$16,110.00
Treadway, John	264.7	\$15,882.00
Escue, Bryan	252.6	\$15,156.00
Antolini, Kristen	250.8	\$15,048.00
Holstein, Daniel	249.2	\$14,952.00

PUBLIC DEFENDER SERVICES
TOTAL TRAVEL TIME (JULY 1, 2020 - JUNE 30, 2021)
TRAVEL TIME IS PAID AT THE OUT-OF-COURT RATE OF \$60/HOUR

ATTORNEY	TRAVEL TIME	TOTAL (\$)
Nelson, Jonie	248.3	\$14,898.00
Tingler, Gregory	244.7	\$14,682.00
Cline, Tyler	239.6	\$14,376.00
Whitten, Zach	228.2	\$13,692.00
Davis, Elizabeth	225.2	\$13,512.00
Nanners, Steven	223.8	\$13,428.00
Davis, Jeffery	223.2	\$13,392.00
Kostenko, Christina	222.0	\$13,320.00
Nethken, Stephanie	216.5	\$12,990.00
Masters, Ian	212.9	\$12,774.00
Dillon, Wells	211.2	\$12,672.00
Weatherholt, Jeffrey	210.5	\$12,630.00
Bailey, Brian	207.5	\$12,450.00
Anderson, John	206.5	\$12,390.00
Gwaltney, Paul, Jr.	206.2	\$12,372.00
Callaghan, Julia	204.3	\$12,258.00
Honaker, Calvin	203.1	\$12,186.00
Easton, Brent	196.6	\$11,796.00
Evans, Thomas H., III	192.8	\$11,568.00
Klatt, Wilbert	192.8	\$11,568.00
Santa Barbara, Michael	191.6	\$11,496.00
Blair, Jeffrey	188.5	\$11,310.00
White, David	187.8	\$11,268.00
Smith, Ashley	187.6	\$11,256.00
Beavers, Patricia	187.3	\$11,238.00
Dinardi, Peter	186.3	\$11,178.00
Cottrill, Tyler	185.1	\$11,106.00
Matherly, Jeffrey	183.8	\$11,028.00
Shreve, Ryan	183.4	\$11,004.00
Lockwood, Jamella	181.9	\$10,914.00
Kratovil, Patrick	180.3	\$10,818.00
Moore, D. Kyle	179.2	\$10,752.00
Hinerman, Holly	176.2	\$10,572.00
Cowden, Allison	172.1	\$10,326.00
Gunnoe, Richard	171.1	\$10,266.00
Hinkle, Amber	170.9	\$10,254.00
Baker, Joel	170.5	\$10,230.00
Victor, Matthew	167.7	\$10,062.00
Tichenor, Terri	167.3	\$10,038.00
Grunau, David	167.1	\$10,026.00
Norman, Joshua	166.6	\$9,996.00
Kramer, Carin	164.7	\$9,882.00
Colvin, Nicholas	164.6	\$9,876.00

PUBLIC DEFENDER SERVICES
TOTAL TRAVEL TIME (JULY 1, 2020 - JUNE 30, 2021)
TRAVEL TIME IS PAID AT THE OUT-OF-COURT RATE OF \$60/HOUR

ATTORNEY	TRAVEL TIME	TOTAL (\$)
Morgan, Ward	164.0	\$9,840.00
Hatfield, Ronald	163.8	\$9,828.00
Frye, Andrew	159.4	\$9,564.00
Farnsworth, Michael	159.3	\$9,558.00
Anderson, Eric	158.0	\$9,480.00
Pettijohn, Denise	157.9	\$9,474.00
Shough, Scott	156.6	\$9,396.00
Scott, John	154.1	\$9,246.00
Baum, Michael	152.9	\$9,174.00
Kurelac, Patricia	152.3	\$9,138.00
McClain, James	148.1	\$8,886.00
Long, Robby	144.8	\$8,688.00
Gentilozzi, Timothy	144.0	\$8,640.00
Weese, Heather	142.8	\$8,568.00
Thorne, Steven	142.4	\$8,544.00
Hawkins, James	142.3	\$8,538.00
Clyburn, Brent	142.0	\$8,520.00
Dalby, Nancy	141.6	\$8,496.00
Polverini, Jacob	141.0	\$8,460.00
Brown-Bailey, Colleen	140.0	\$8,400.00
Garvin, Julie	138.1	\$8,286.00
Huffman, William	137.7	\$8,262.00
Kratovil, James	137.6	\$8,256.00
Rollo, Lance	134.4	\$8,064.00
Courtright, Gregory	134.2	\$8,052.00
Brock, Matthew	133.8	\$8,028.00
DeHaven, Carrie	133.5	\$8,010.00
Bullman, Edward	132.7	\$7,962.00
Michael, Gregory	132.2	\$7,932.00
Navy, Victor	131.9	\$7,914.00
Sherman, Lawrence E., Jr.	131.5	\$7,890.00
Young, William	131.2	\$7,872.00
Myers, Jessica	130.6	\$7,836.00
Moore, Juston	130.1	\$7,806.00
Flinchum, R. Keith	129.2	\$7,752.00
Waight, Andrew	126.7	\$7,602.00
Davis, Stephen	126.0	\$7,560.00
Morgan, Dennie	124.9	\$7,494.00
Dalton, Nic	124.6	\$7,476.00
Bayliss, Shawn	124.5	\$7,470.00
Ribel, Katica	124.4	\$7,464.00
Davis, Kevin	124.2	\$7,452.00
Janutolo, Thomas M.	122.9	\$7,374.00

PUBLIC DEFENDER SERVICES
TOTAL TRAVEL TIME (JULY 1, 2020 - JUNE 30, 2021)
TRAVEL TIME IS PAID AT THE OUT-OF-COURT RATE OF \$60/HOUR

ATTORNEY	TRAVEL TIME	TOTAL (\$)
Meadows, Todd	122.6	\$7,356.00
Prall, Thomas	120.2	\$7,212.00
Jurco, John	119.5	\$7,170.00
Babineau, Robyn	119.4	\$7,164.00
Hall, Sara	118.6	\$7,116.00
Jeffries, Nigel	118.0	\$7,080.00
Bright, Hilary	117.1	\$7,026.00
Mascio, David	116.2	\$6,972.00
McPherson, Jimmy	115.7	\$6,942.00
Gunn, Erica	114.5	\$6,870.00
Houck, G. Todd	113.8	\$6,828.00
Kirkpatrick, David	113.2	\$6,792.00
Farquharson, Wyclif	111.9	\$6,714.00
Fuellhart, David	111.9	\$6,714.00
Nolan, Raymond	111.3	\$6,678.00
Shaw, Michael	110.4	\$6,624.00
Arnold, S. Andrew	110.0	\$6,600.00
Cooper, Jeremy	107.7	\$6,462.00
Stedman, Jason	107.7	\$6,462.00
Roman, Melissa	107.1	\$6,426.00
Murphy, Stephen	106.9	\$6,414.00
Neiswonger, Kevin	106.7	\$6,402.00
Connoley, Kevin	106.2	\$6,372.00
Austin, Brandon	106.0	\$6,360.00
Cline, Tenisha	105.3	\$6,318.00
Powell, Eric	103.2	\$6,192.00
Borrer, Maria	102.7	\$6,162.00
White, Keith	102.3	\$6,138.00
Stacy, James	100.4	\$6,024.00
Adams, William	99.1	\$5,946.00
Rozas, Ramon	99.0	\$5,940.00
Blankenship, Steven	98.4	\$5,904.00
Orndorff, Joshua	96.9	\$5,814.00
Hollandsworth, Richard	95.1	\$5,706.00
Fair, Matthew	94.2	\$5,652.00
Lawson, Joshua	94.2	\$5,652.00
Prentice, Timothy	92.6	\$5,556.00
Lord, Jason	92.2	\$5,532.00
Freeman, Benjamin	92.0	\$5,520.00
Anderson, Jennifer	91.9	\$5,514.00
Blyler, Howard	91.7	\$5,502.00
Steed, Debra	90.5	\$5,430.00
Morgan, Dean	90.2	\$5,412.00

PUBLIC DEFENDER SERVICES
TOTAL TRAVEL TIME (JULY 1, 2020 - JUNE 30, 2021)
TRAVEL TIME IS PAID AT THE OUT-OF-COURT RATE OF \$60/HOUR

ATTORNEY	TRAVEL TIME	TOTAL (\$)
Kuhl, Maggie	90.1	\$5,406.00
Wilkinson, Robert	89.9	\$5,394.00
Asbury, Michael	89.5	\$5,370.00
Nessel, Kerry	89.4	\$5,364.00
Shumaker, Brandon	88.7	\$5,322.00
Hess, Rebecca	87.9	\$5,274.00
Cisco-Sturgell, Kathryn	86.5	\$5,190.00
Maze, Leslie	86.5	\$5,190.00
Biddle, Jacquelyn	86.0	\$5,160.00
Robey, Jenna	85.8	\$5,148.00
Price, Shannon	85.3	\$5,118.00
Adams, Jared	85.2	\$5,112.00
Gossett, Randy	84.6	\$5,076.00
Bullman, Sandra	83.6	\$5,016.00
Starcher, Heather	83.0	\$4,980.00
Miller, Latachia	82.8	\$4,968.00
Logue, Sean	82.6	\$4,956.00
McClung, Christopher	82.3	\$4,938.00
McGraw, Warren, II	82.2	\$4,932.00
Huson, Allison	81.7	\$4,902.00
Mick, Rebecca E.	81.7	\$4,902.00
Radman, Scott	81.7	\$4,902.00
Bell, Sidney	80.8	\$4,848.00
Kirkland, J. Daniel	80.2	\$4,812.00
Barney, Mark	79.7	\$4,782.00
Wallace, Michael	79.5	\$4,770.00
Panepinto, Mark	79.1	\$4,746.00
Lupardus, Timothy	77.7	\$4,662.00
Chittum, Kenneth	77.0	\$4,620.00
Moses, Joseph	76.0	\$4,560.00
Dean, William	74.9	\$4,494.00
Livingood, Robb	74.7	\$4,482.00
Powell, Andrea	74.5	\$4,470.00
Dicken, Scott	73.2	\$4,392.00
McCoy, James	73.0	\$4,380.00
Nelson, Mary	72.8	\$4,368.00
Starcher, Kenneth	72.1	\$4,326.00
Spano, Joseph	71.7	\$4,302.00
DAtri, Seth	70.9	\$4,254.00
Ford, Richard	70.5	\$4,230.00
Harvey, Joseph	70.2	\$4,212.00
Frame, Jared	68.7	\$4,122.00
Long, Brenden	68.2	\$4,092.00

PUBLIC DEFENDER SERVICES
TOTAL TRAVEL TIME (JULY 1, 2020 - JUNE 30, 2021)
TRAVEL TIME IS PAID AT THE OUT-OF-COURT RATE OF \$60/HOUR

ATTORNEY	TRAVEL TIME	TOTAL (\$)
Stewart, Paul	67.3	\$4,038.00
Davenport, Michael	67.0	\$4,020.00
Tyson, David	66.0	\$3,960.00
Karickhoff, David	65.9	\$3,954.00
DeMoss, David	65.8	\$3,948.00
Baldwin, Shannon	65.6	\$3,936.00
Amick, Phillip	64.5	\$3,870.00
Garrett, Lary	63.0	\$3,780.00
Bailey, Michael	62.9	\$3,774.00
Stacy, Melissa	62.4	\$3,744.00
Donadieu, Michael	61.9	\$3,714.00
Jarrell, Cynthia J.	61.8	\$3,708.00
Nogay, Cathryn	61.6	\$3,696.00
Woods, Jonny	61.2	\$3,672.00
Raber, Justin	60.9	\$3,654.00
Greiner, Cathy	59.8	\$3,588.00
Sturm, Heidi	59.6	\$3,576.00
Harclerode, Alex	59.4	\$3,564.00
West, Jordan	59.1	\$3,546.00
Cook, Steven	59.0	\$3,540.00
Pennington, William	58.7	\$3,522.00
Stollings, Harley	58.3	\$3,498.00
Thompson, John M., Jr.	58.3	\$3,498.00
Phillips, Todd	57.6	\$3,456.00
McCullough, Judith	57.5	\$3,450.00
Burton, DeAndra	57.3	\$3,438.00
Van Zant, Susan	57.0	\$3,420.00
Haynie, Belinda	56.8	\$3,408.00
Meadows, Michael	56.4	\$3,384.00
Davis, Morris	56.3	\$3,378.00
Moorehead, Christopher	56.3	\$3,378.00
McDonald, Stevie	56.2	\$3,372.00
White, Thomas E.	55.3	\$3,318.00
Frame, William	55.2	\$3,312.00
Dunlap, Robert	54.5	\$3,270.00
Villers, Garrett	54.5	\$3,270.00
Holroyd, Rick	52.5	\$3,150.00
Greene, Amanda	52.2	\$3,132.00
Yoho, Aaron	51.8	\$3,108.00
Redman, Trent	51.7	\$3,102.00
Reed, Jeffrey	51.6	\$3,096.00
Taylor, Donna	51.2	\$3,072.00
Katz, Andy	50.3	\$3,018.00

PUBLIC DEFENDER SERVICES
TOTAL TRAVEL TIME (JULY 1, 2020 - JUNE 30, 2021)
TRAVEL TIME IS PAID AT THE OUT-OF-COURT RATE OF \$60/HOUR

ATTORNEY	TRAVEL TIME	TOTAL (\$)
Addair, Michael	50.2	\$3,012.00
Bucy, Winifred	49.6	\$2,976.00
Dyer, Chelby	49.4	\$2,964.00
Ledford, Branden	49.3	\$2,958.00
Ogle, Candace	49.3	\$2,958.00
Singh, Tejinder	48.7	\$2,922.00
Workman, Elliott	48.5	\$2,910.00
Hamilton, Charles	48.4	\$2,904.00
Lyons, Teresa	48.0	\$2,880.00
Lefler, Derrick	47.9	\$2,874.00
Butcher, Anna	47.8	\$2,868.00
Handley, Tanya	47.5	\$2,850.00
Kurelac , Peter	47.2	\$2,832.00
Eachus, Michael	44.8	\$2,688.00
Erhard, Craig	44.8	\$2,688.00
Harman, Marla	44.6	\$2,676.00
Bischoff, Clinton	44.1	\$2,646.00
Campbell, Adam	43.4	\$2,604.00
Glover, David	43.4	\$2,604.00
Hill, David	43.3	\$2,598.00
Shay, James, Jr.	42.3	\$2,538.00
Whitt, Michael	42.2	\$2,532.00
Yanni, Matthew	42.0	\$2,520.00
Mathews, Rebecca	41.9	\$2,514.00
Rodgers, Jeffrey	41.9	\$2,514.00
Rollo, Ed	41.4	\$2,484.00
Idler, Nicholas	41.3	\$2,478.00
Mauser, Bernard	41.3	\$2,478.00
Osgood, Amy	41.2	\$2,472.00
Keyser Fugate, Lora	40.9	\$2,454.00
Jett, Sarabeth	40.5	\$2,430.00
Faerber, Kristopher	40.4	\$2,424.00
Binns-Davis, Mary	40.2	\$2,412.00
Tipton, Kevin	39.9	\$2,394.00
Green, Lisa	39.7	\$2,382.00
Collins, Peggy	39.4	\$2,364.00
Witt, Sara	39.4	\$2,364.00
Steele, Brandon	39.2	\$2,352.00
Meade, James	38.8	\$2,328.00
McGann, Kimberly	38.7	\$2,322.00
Furner, Dean	38.5	\$2,310.00
Goad, Jason	38.4	\$2,304.00
Cain, Joshua	38.1	\$2,286.00

PUBLIC DEFENDER SERVICES
TOTAL TRAVEL TIME (JULY 1, 2020 - JUNE 30, 2021)
TRAVEL TIME IS PAID AT THE OUT-OF-COURT RATE OF \$60/HOUR

ATTORNEY	TRAVEL TIME	TOTAL (\$)
Bellomy, Donald	37.9	\$2,274.00
Wilcox, Timbera	37.8	\$2,268.00
Helmick, Teresa	36.5	\$2,190.00
Harwood, Jason	36.3	\$2,178.00
Gutta, Carmen	36.1	\$2,166.00
Bogarad, Sharon	35.9	\$2,154.00
Walters, Richard	35.3	\$2,118.00
Conrad, Jamison	34.8	\$2,088.00
Evans, Jenny M.	34.5	\$2,070.00
Kuenzel, Robert	34.4	\$2,064.00
Oshoway, Franklin	34.2	\$2,052.00
Wingfield, Jason	34.2	\$2,052.00
Curia, Joseph	34.0	\$2,040.00
Kidd, Andrew	34.0	\$2,040.00
Pizzo, John	33.6	\$2,016.00
Juba-Plumley, Rosalee	33.1	\$1,986.00
Eagloski, N. Edward	33.0	\$1,980.00
Morgan, Tony	33.0	\$1,980.00
Wright, Steven	33.0	\$1,980.00
Ciliberti, Anthony	32.9	\$1,974.00
French, Elizabeth	32.6	\$1,956.00
Weese, Tracy	31.8	\$1,908.00
Brooks, John	31.7	\$1,902.00
Triplett, Jefferson	31.7	\$1,902.00
Gray, Brandon	31.5	\$1,890.00
Francis, Eric	31.3	\$1,878.00
Kuhn, Kelley	31.2	\$1,872.00
Stroebel, Paul	31.2	\$1,872.00
Knisley, Paul A.	30.7	\$1,842.00
Victor, Jennifer	30.1	\$1,806.00
Crimmel, Matthew	30.0	\$1,800.00
Pritt, Justin	30.0	\$1,800.00
Sinkkanen, Dreama	29.4	\$1,764.00
Johnson, Michelle	29.0	\$1,740.00
Conway, Glen	28.4	\$1,704.00
Mazezka, Martin	28.3	\$1,698.00
Gregory, Justin	28.2	\$1,692.00
Alexander, Amanda	28.1	\$1,686.00
Martin, James	27.7	\$1,662.00
Boggs Lefler, Leigh	27.6	\$1,656.00
Rumora, Marsha	27.4	\$1,644.00
Gabehart, James	27.3	\$1,638.00
Walker, Lela	27.3	\$1,638.00

PUBLIC DEFENDER SERVICES
TOTAL TRAVEL TIME (JULY 1, 2020 - JUNE 30, 2021)
TRAVEL TIME IS PAID AT THE OUT-OF-COURT RATE OF \$60/HOUR

ATTORNEY	TRAVEL TIME	TOTAL (\$)
Blair, Jerry	27.2	\$1,632.00
Wilson, Christopher	26.3	\$1,578.00
Hardy, Joshua	25.7	\$1,542.00
Slavey, Tyler	25.7	\$1,542.00
Pritt, Alan	25.6	\$1,536.00
Harper, Seth	25.3	\$1,518.00
Glover, Christine	25.0	\$1,500.00
Robinson, Kevin	24.8	\$1,488.00
Hicks, Michael	24.6	\$1,476.00
Hager, Earl	24.5	\$1,470.00
Erickson, Bobby	24.4	\$1,464.00
Ashley, Lindsey	23.7	\$1,422.00
Dascoli, Carl	23.3	\$1,398.00
Marcum, Justin	22.4	\$1,344.00
Sutton, John	22.1	\$1,326.00
Geary, James Paul, II	22.0	\$1,320.00
Delligatti, Matthew	21.9	\$1,314.00
Mirhoseini, David	21.9	\$1,314.00
Scheetz, Christopher A.	21.9	\$1,314.00
Doneghy, Brendan	21.7	\$1,302.00
Jeffries, Mark	21.6	\$1,296.00
Sklavounakis, Jerry	21.5	\$1,290.00
Dixon, Sarah	21.4	\$1,284.00
Batten, Dylan	21.3	\$1,278.00
Burns, Daniel	21.1	\$1,266.00
Bartram, Shawn	20.2	\$1,212.00
Hayhurst, Eric	20.1	\$1,206.00
Shafer, Amy	19.5	\$1,170.00
Wolfe, B. Scott	19.5	\$1,170.00
Adkins, Melia	19.4	\$1,164.00
Taylor, Paul G.	19.2	\$1,152.00
Dyer, Thomas	19.1	\$1,146.00
Leslie, Amanda	18.8	\$1,128.00
Dyer, Zachary	18.6	\$1,116.00
Green, Britlyn	18.6	\$1,116.00
Rumora, Ronald	18.6	\$1,116.00
Carey, James	18.5	\$1,110.00
Haines, Meredith	18.0	\$1,080.00
Mann, Amy	18.0	\$1,080.00
Briscoe, L. Scott	17.8	\$1,068.00
Warman, Cheryl L.	17.8	\$1,068.00
Hausman, Linda	17.6	\$1,056.00
Pennington, Deanna	17.4	\$1,044.00

PUBLIC DEFENDER SERVICES
TOTAL TRAVEL TIME (JULY 1, 2020 - JUNE 30, 2021)
TRAVEL TIME IS PAID AT THE OUT-OF-COURT RATE OF \$60/HOUR

ATTORNEY	TRAVEL TIME	TOTAL (\$)
Lantz, Herman	17.3	\$1,038.00
Moore, Marc	17.1	\$1,026.00
Davis, Whitney	16.9	\$1,014.00
Black, Eric	16.8	\$1,008.00
Bottner, Kirk	16.8	\$1,008.00
Hatfield, Matthew	16.8	\$1,008.00
Wright, Bradley	16.4	\$984.00
Hamilton, Neal Jay	16.3	\$978.00
Lewis, Thomas	16.3	\$978.00
LaFon, Timothy	16.1	\$966.00
Isner, Phillip	15.8	\$948.00
Scales-Sherrin, Stephanie	15.6	\$936.00
Funkhouser, John	15.5	\$930.00
Saad, Abraham	15.5	\$930.00
Wood, Jack	15.2	\$912.00
Keesee, Ryan	14.7	\$882.00
Harrold, Samuel	14.5	\$870.00
Morgan, Damon	14.3	\$858.00
Rice, William	14.3	\$858.00
Turkett, Holly	14.0	\$840.00
Lyall, Jerry	13.9	\$834.00
Leach, J. Morgan	13.2	\$792.00
Lefler, Christopher	13.2	\$792.00
Childers, Sharon	13.0	\$780.00
Munoz, Joe	13.0	\$780.00
Price, Tom	12.9	\$774.00
Ahlborn, Courtney	12.8	\$768.00
Yates, Megan	12.7	\$762.00
Warder, Benjamin	12.2	\$732.00
Holderby, Terrance	12.1	\$726.00
Lebow, Beth	12.0	\$720.00
Mallett, Shane	12.0	\$720.00
Wall, Randall	11.9	\$714.00
Torres, George	11.8	\$708.00
James, Nicholas	11.6	\$696.00
Hoffman, Travis	11.5	\$690.00
Selario, Michael	11.4	\$684.00
Taylor, Chad	11.4	\$684.00
Hill, James	11.2	\$672.00
Flanigan, Ryan	11.0	\$660.00
Younger, Cullen	10.9	\$654.00
Olivero, Noel	10.8	\$648.00
Bradford, Matthew	10.4	\$624.00

PUBLIC DEFENDER SERVICES
TOTAL TRAVEL TIME (JULY 1, 2020 - JUNE 30, 2021)
TRAVEL TIME IS PAID AT THE OUT-OF-COURT RATE OF \$60/HOUR

ATTORNEY	TRAVEL TIME	TOTAL (\$)
Glass, Jason	10.4	\$624.00
Krehbiel, Rebecca	10.3	\$618.00
Hickman, Matthew	10.2	\$612.00
Van Bibber, G. Wayne	10.2	\$612.00
Cisco, Robin	10.0	\$600.00
Duty, William	10.0	\$600.00
Turner, Ryan	9.7	\$582.00
Robinson, Joanna	9.3	\$558.00
Cushman, Faun	8.9	\$534.00
Bouchillon, Neil R.	8.8	\$528.00
Frazier, Michael	8.8	\$528.00
Woods, Jeff	8.8	\$528.00
Hunter, Joseph	8.7	\$522.00
Olcott, Heather	8.5	\$510.00
White, Max	8.5	\$510.00
Atkinson, Mark	8.4	\$504.00
McCardle, Brianna	8.4	\$504.00
Smith, Matthew	8.2	\$492.00
Barrat, Robert	8.1	\$486.00
Hobbs, Mark	8.1	\$486.00
Stephens, Gloria	8.1	\$486.00
Kavitz, Beth	8.0	\$480.00
Younger, C. Christopher	7.8	\$468.00
VanTassel, Sherri	7.6	\$456.00
Wilson, Kristen	7.5	\$450.00
Ray, Amanda	7.4	\$444.00
Yost, Brian	7.3	\$438.00
Love, Jay	7.2	\$432.00
Banks, Clarissa	7.1	\$426.00
Bright, Robert	7.1	\$426.00
Bryant, Carl	6.8	\$408.00
Ilderton, Robert	6.7	\$402.00
Stone, Robert C., Jr.	6.7	\$402.00
Warder, Zachary	6.5	\$390.00
Hicks-Merinar, Shelby	6.4	\$384.00
Flanigan, Paige	6.2	\$372.00
Bowser, Elmer	6.1	\$366.00
Bowser, Philip	6.0	\$360.00
Campbell, Robert	6.0	\$360.00
Hostler, Carl	6.0	\$360.00
Bennett, Nathan	5.9	\$354.00
Bittorf Camardi, Victoria	5.8	\$348.00
Douglass, Ernest	5.8	\$348.00

PUBLIC DEFENDER SERVICES
TOTAL TRAVEL TIME (JULY 1, 2020 - JUNE 30, 2021)
TRAVEL TIME IS PAID AT THE OUT-OF-COURT RATE OF \$60/HOUR

ATTORNEY	TRAVEL TIME	TOTAL (\$)
Finch, Laura	5.6	\$336.00
Hart, David	5.6	\$336.00
Selden, Stanley	5.6	\$336.00
Carlton, Robert	5.5	\$330.00
Powell, Donovan	5.5	\$330.00
Kennedy, Edward	5.4	\$324.00
Wolfe, Steven	5.4	\$324.00
Froble, Michael	5.1	\$306.00
Thompson, David	5.0	\$300.00
DeVore, Matthew	4.9	\$294.00
Mason, Michael	4.9	\$294.00
Smith, Nicola	4.7	\$282.00
Flanagan, Gabrielle	4.6	\$276.00
Lightner, Kirk	4.6	\$276.00
Williams, John E., Jr.	4.6	\$276.00
Bailey, Dennis	4.5	\$270.00
Hyre, Lisa	4.5	\$270.00
Barnett, Kenneth	4.2	\$252.00
Kirby, Todd	4.2	\$252.00
Czarnik, R. Thomas	4.1	\$246.00
Goldstein, Richard	4.1	\$246.00
Prince, Jonathan	3.9	\$234.00
Ash, Scott	3.5	\$210.00
Dawson, William	3.5	\$210.00
Games-Neely, Pamela	3.3	\$198.00
Moye, David	3.2	\$192.00
Warnick, Elizabeth	3.2	\$192.00
Moreland, Cathe	3.0	\$180.00
Ward, Gavin	3.0	\$180.00
Conway, Krista	2.8	\$168.00
McCoy, Adam	2.8	\$168.00
Pratt, Lena Donna	2.8	\$168.00
Bazzle, J. Parker, II	2.7	\$162.00
Koreski, Samantha	2.7	\$162.00
Dove, Evan	2.5	\$150.00
Flannery, Carolyn	2.5	\$150.00
Martin, Joshua	2.5	\$150.00
Stryker, Elizabeth	2.4	\$144.00
Lockwood, Ashley	2.3	\$138.00
Taylor, Adam	2.3	\$138.00
Mills, Jacob	2.1	\$126.00
Reynolds, Owen	2.0	\$120.00
Lord, Erica	1.9	\$114.00

PUBLIC DEFENDER SERVICES
TOTAL TRAVEL TIME (JULY 1, 2020 - JUNE 30, 2021)
TRAVEL TIME IS PAID AT THE OUT-OF-COURT RATE OF \$60/HOUR

ATTORNEY	TRAVEL TIME	TOTAL (\$)
McClure, Allison	1.9	\$114.00
Carrico, Tim	1.8	\$108.00
Forbes, W. Jesse	1.8	\$108.00
Russell, Charles	1.8	\$108.00
Tucker, Ashley	1.8	\$108.00
Zurbuch, Jeffrey	1.8	\$108.00
Nelson, James	1.7	\$102.00
Tissue, Philip	1.7	\$102.00
Faini, Anthony	1.6	\$96.00
Lewis, Emily	1.6	\$96.00
Sal, Natalie	1.6	\$96.00
Harkins, Jane	1.5	\$90.00
Smith, Harry	1.5	\$90.00
Taylor, Jennifer	1.5	\$90.00
Beeman, Terry	1.4	\$84.00
Boggs, Curtiss	1.4	\$84.00
Sponaugle, Kevin	1.4	\$84.00
Thomas, Bonnie	1.3	\$78.00
Frazer, Julie	1.2	\$72.00
Osborne, Raeann	1.2	\$72.00
Robertson, Connor	1.2	\$72.00
Scantlebury, Phillip	1.2	\$72.00
Downey, Mary	1.1	\$66.00
Petitto, Sarah	1.0	\$60.00
Tate, Rebecca	1.0	\$60.00
Whiteman, Frances	1.0	\$60.00
Riddell, Christian	0.9	\$54.00
Umina, Ryan	0.9	\$54.00
Vital, R. Matthew	0.9	\$54.00
Cary, Michael	0.8	\$48.00
Pratt, Anna	0.8	\$48.00
Turner, Buddy	0.8	\$48.00
Godwin, Amanda	0.7	\$42.00
Ellsworth, Melissa	0.6	\$36.00
London, Matthew	0.6	\$36.00
McCoid, Robert G.	0.6	\$36.00
Morgan, Jennifer	0.6	\$36.00
Stone, Fallon	0.6	\$36.00
Thompson, Lauren	0.5	\$30.00
Chenoweth, Robert	0.4	\$24.00
Keaton, William	0.4	\$24.00
Richmond Moye, Laura	0.4	\$24.00
Vital, Richard L.	0.4	\$24.00

PUBLIC DEFENDER SERVICES
TOTAL TRAVEL TIME (JULY 1, 2020 - JUNE 30, 2021)
TRAVEL TIME IS PAID AT THE OUT-OF-COURT RATE OF \$60/HOUR

ATTORNEY	TRAVEL TIME	TOTAL (\$)
Wilson, Bridgette	0.4	\$24.00
Zeigler, Sara	0.4	\$24.00
Adkins, Kenneth	0.2	\$12.00
Farrell, Allison	0.2	\$12.00
Total	46,809.80	\$2,808,588.00

PUBLIC DEFENDER SERVICES
TRAVEL EXPENSES AND INVESTIGATOR EXPENSES AS PERCENTAGES OF TOTAL EXPENSES
Three Year Comparison

Circuit County	FY2021				FY2020				FY2019							
	Invest. \$	Invest. %	Travel \$	Travel %	Total Expense \$	Invest. \$	Invest. %	Travel \$	Travel %	Total Expense \$	Invest. \$	Invest. %	Travel \$	Travel %	Total Expense \$	
01 Circuit																
	BROOKE	0.00	0.00%	11,392.14	78.83%	14,450.92	0.00	0.00%	14,920.36	84.86%	17,583.06	0.00	0.00%	19,825.14	69.43%	28,554.83
	HANCOCK	0.00	0.00%	11,668.90	53.03%	22,005.18	0.00	0.00%	22,915.36	73.75%	31,072.21	6.00	0.02%	19,167.49	74.39%	25,766.19
	OHIO	0.00	0.00%	17,400.33	44.91%	38,744.20	1,512.41	4.03%	16,348.26	43.60%	37,496.89	3,841.67	6.31%	19,935.38	32.77%	60,836.78
	Total	0.00	0.00%	40,461.37	53.80%	75,200.30	1,512.41	1.76%	54,183.98	62.89%	86,152.16	3,847.67	3.34%	58,928.01	51.17%	115,157.80
02 Circuit																
	MARSHALL	0.00	0.00%	6,589.26	29.66%	22,212.93	0.00	0.00%	5,569.95	42.09%	13,234.81	0.00	0.00%	4,891.81	33.78%	14,481.37
	TYLER	335.08	3.10%	9,774.72	90.51%	10,799.81	0.00	0.00%	7,350.46	93.71%	7,843.68	0.00	0.00%	9,155.86	94.78%	9,659.80
	WETZEL	0.00	0.00%	9,264.36	93.09%	9,951.73	0.00	0.00%	13,372.91	92.02%	14,532.33	1,264.89	6.63%	15,964.51	83.71%	19,070.30
	Total	335.08	0.78%	25,628.34	59.65%	42,964.47	0.00	0.00%	26,293.32	73.84%	35,610.82	1,264.89	2.93%	30,012.18	69.45%	43,211.47
03 Circuit																
	DODDRIDGE	4,542.32	23.33%	12,228.42	62.81%	19,469.09	2,729.68	6.90%	34,275.33	86.62%	39,571.03	6,041.31	13.93%	21,547.77	49.69%	43,364.01
	PLEASANTS	6,493.64	29.08%	11,435.04	51.20%	22,332.79	5,069.15	18.61%	19,424.42	71.33%	27,232.42	8,039.03	36.64%	12,269.50	55.92%	21,940.27
	RITCHIE	10,644.62	32.35%	15,269.33	46.41%	32,901.13	4,710.09	11.59%	30,756.06	75.70%	40,627.14	11,291.45	37.21%	14,744.62	48.59%	30,342.42
	Total	21,680.58	29.02%	38,932.79	52.12%	74,703.01	12,508.92	11.64%	84,455.81	78.61%	107,430.59	25,371.79	26.53%	48,561.89	50.77%	95,646.70
04 Circuit																
	WIRT	0.00	0.00%	1,565.26	56.70%	2,760.57	0.00	0.00%	4,695.23	85.69%	5,479.13	0.00	0.00%	3,135.54	75.10%	4,175.37
	WOOD	8,108.94	12.40%	12,218.64	18.69%	65,369.77	3,286.02	5.93%	17,908.94	32.33%	55,388.27	10,846.34	14.37%	19,751.08	26.18%	75,455.91
	Total	8,108.94	11.90%	13,783.90	20.23%	68,130.34	3,286.02	5.40%	22,604.17	37.14%	60,867.40	10,846.34	13.62%	22,886.62	28.74%	79,631.28
	05 Circuit															
CALHOUN		0.00	0.00%	12,593.70	90.54%	13,908.90	0.00	0.00%	15,343.51	90.24%	17,003.09	6,330.62	28.58%	14,146.50	63.87%	22,149.96
JACKSON		2,611.36	5.92%	35,936.47	81.50%	44,093.22	0.00	0.00%	52,800.33	84.14%	62,749.78	10,630.53	16.64%	43,096.95	67.47%	63,873.11
MASON		0.00	0.00%	22,685.27	32.04%	70,804.86	6,171.90	14.59%	29,687.52	70.17%	42,309.49	2,971.65	7.79%	23,776.66	62.31%	38,160.08
ROANE		0.00	0.00%	14,118.24	86.29%	16,362.11	2,035.34	7.05%	22,273.35	77.11%	28,885.61	853.19	1.96%	35,953.71	82.74%	43,455.22
Total	2,611.36	1.80%	85,333.68	58.78%	145,169.09	8,207.24	5.44%	120,104.71	79.57%	150,947.97	20,785.99	12.40%	116,973.82	69.78%	167,638.37	
06 Circuit																
	CABELL	31,721.44	44.51%	12,173.99	17.08%	71,268.94	16,028.81	25.16%	18,830.74	29.56%	63,712.38	37,026.57	40.08%	21,465.09	23.24%	92,371.27
	Total	31,721.44	44.51%	12,173.99	17.08%	71,268.94	16,028.81	25.16%	18,830.74	29.56%	63,712.38	37,026.57	40.08%	21,465.09	23.24%	92,371.27
	07 Circuit															
		LOGAN	25.00	0.13%	10,589.70	55.18%	19,192.09	15.00	0.05%	20,066.44	65.14%	30,804.21	630.00	1.39%	30,112.60	66.29%
Total		25.00	0.13%	10,589.70	55.18%	19,192.09	15.00	0.05%	20,066.44	65.14%	30,804.21	630.00	1.39%	30,112.60	66.29%	45,427.83
08 Circuit																
		MCDOWELL	4,264.31	16.78%	11,977.29	47.14%	25,410.30	3,696.98	8.10%	19,490.78	42.68%	45,664.71	17,388.10	33.23%	25,642.97	49.01%
	Total	4,264.31	16.78%	11,977.29	47.14%	25,410.30	3,696.98	8.10%	19,490.78	42.68%	45,664.71	17,388.10	33.23%	25,642.97	49.01%	52,325.99
	09 Circuit															
		MERCER	9,426.64	8.27%	61,286.31	53.79%	113,937.15	19,091.78	13.14%	77,591.77	53.41%	145,279.45	28,531.70	15.65%	76,463.92	41.94%
Total		9,426.64	8.27%	61,286.31	53.79%	113,937.15	19,091.78	13.14%	77,591.77	53.41%	145,279.45	28,531.70	15.65%	76,463.92	41.94%	182,323.39

PUBLIC DEFENDER SERVICES
TRAVEL EXPENSES AND INVESTIGATOR EXPENSES AS PERCENTAGES OF TOTAL EXPENSES
Three Year Comparison

Circuit County	FY2021					FY2020					FY2019				
	Invest. \$	Invest. %	Travel \$	Travel %	Total Expense \$	Invest. \$	Invest. %	Travel \$	Travel %	Total Expense \$	Invest. \$	Invest. %	Travel \$	Travel %	Total Expense \$
10 Circuit RALEIGH Total	2,340.00	4.66%	35,041.61	69.81%	50,196.15	214.31	0.34%	49,703.62	79.78%	62,300.16	4,871.33	6.08%	58,791.03	73.37%	80,130.04
	2,340.00	4.66%	35,041.61	69.81%	50,196.15	214.31	0.34%	49,703.62	79.78%	62,300.16	4,871.33	6.08%	58,791.03	73.37%	80,130.04
11 Circuit GREENBRIER POCAHONTAS Total	0.00	0.00%	7,049.12	70.77%	9,961.03	0.00	0.00%	5,701.53	39.63%	14,388.57	0.00	0.00%	2,908.78	24.29%	11,976.01
	0.00	0.00%	3,293.18	75.02%	4,389.50	0.00	0.00%	10,924.37	90.73%	12,040.87	0.00	0.00%	7,968.47	77.21%	10,320.44
	0.00	0.00%	10,342.30	72.07%	14,350.53	0.00	0.00%	16,625.90	62.91%	26,429.44	0.00	0.00%	10,877.25	48.78%	22,296.45
12 Circuit FAYETTE Total	8,902.94	23.31%	24,010.85	62.87%	38,190.88	1,496.57	4.18%	21,285.68	59.40%	35,832.32	0.00	0.00%	17,220.51	74.45%	23,129.33
	8,902.94	23.31%	24,010.85	62.87%	38,190.88	1,496.57	4.18%	21,285.68	59.40%	35,832.32	0.00	0.00%	17,220.51	74.45%	23,129.33
13 Circuit KANAWHA Total	5,488.06	6.90%	28,697.60	36.06%	79,580.31	23,557.50	21.77%	45,546.70	42.10%	108,198.36	44,835.48	37.24%	46,751.89	38.83%	120,393.89
	5,488.06	6.90%	28,697.60	36.06%	79,580.31	23,557.50	21.77%	45,546.70	42.10%	108,198.36	44,835.48	37.24%	46,751.89	38.83%	120,393.89
14 Circuit BRAXTON CLAY GILMER WEBSTER Total	0.00	0.00%	45,620.43	88.80%	51,375.59	0.00	0.00%	62,856.28	86.28%	72,853.15	4.00	0.01%	63,349.01	85.65%	73,963.26
	260.31	1.12%	17,939.82	77.38%	23,182.56	5.00	0.02%	22,296.93	82.23%	27,115.96	1,467.86	5.35%	21,753.75	79.22%	27,459.20
	0.00	0.00%	26,394.72	89.71%	29,421.46	5.00	0.01%	38,560.06	90.82%	42,455.48	0.00	0.00%	34,461.79	89.55%	38,484.96
	0.00	0.00%	24,142.61	81.89%	29,480.85	3.00	0.01%	31,727.42	87.80%	36,137.81	1,560.80	2.78%	45,610.57	81.21%	56,163.36
	260.31	0.20%	114,097.58	85.49%	133,460.46	13.00	0.01%	155,440.69	87.05%	178,562.40	3,032.66	1.55%	165,175.12	84.24%	196,070.78
15 Circuit HARRISON Total	0.00	0.00%	13,352.45	46.20%	28,899.11	1,900.04	4.12%	16,701.76	36.17%	46,172.93	5,191.32	10.93%	18,992.19	39.98%	47,503.90
	0.00	0.00%	13,352.45	46.20%	28,899.11	1,900.04	4.12%	16,701.76	36.17%	46,172.93	5,191.32	10.93%	18,992.19	39.98%	47,503.90
16 Circuit MARION Total	2,171.05	4.48%	23,343.82	48.16%	48,468.78	5,571.57	11.20%	24,785.01	49.81%	49,761.75	6,086.30	8.11%	26,716.51	35.62%	75,004.39
	2,171.05	4.48%	23,343.82	48.16%	48,468.78	5,571.57	11.20%	24,785.01	49.81%	49,761.75	6,086.30	8.11%	26,716.51	35.62%	75,004.39
17 Circuit MONONGALIA Total	0.00	0.00%	27,708.64	43.10%	64,293.51	679.75	0.88%	39,829.13	51.59%	77,203.49	1,092.82	1.27%	37,713.74	43.69%	86,319.63
	0.00	0.00%	27,708.64	43.10%	64,293.51	679.75	0.88%	39,829.13	51.59%	77,203.49	1,092.82	1.27%	37,713.74	43.69%	86,319.63
18 Circuit PRESTON Total	67.84	0.13%	30,280.03	57.37%	52,782.86	630.00	1.58%	29,104.12	72.85%	39,951.67	1,246.00	3.94%	23,465.61	74.22%	31,616.23
	67.84	0.13%	30,280.03	57.37%	52,782.86	630.00	1.58%	29,104.12	72.85%	39,951.67	1,246.00	3.94%	23,465.61	74.22%	31,616.23
19 Circuit BARBOUR TAYLOR Total	2,077.39	3.73%	29,302.99	52.58%	55,735.18	0.00	0.00%	29,727.04	76.98%	38,618.78	4.00	0.01%	22,683.70	72.21%	31,412.27
	0.00	0.00%	15,689.93	59.99%	26,153.15	335.98	1.22%	17,658.53	64.03%	27,576.41	0.00	0.00%	20,007.68	71.85%	27,848.20
	2,077.39	2.54%	44,992.92	54.94%	81,888.33	335.98	0.51%	47,385.57	71.58%	66,195.19	4.00	0.01%	42,691.38	72.04%	59,260.47
20 Circuit RANDOLPH Total	0.00	0.00%	19,071.26	56.06%	34,019.71	637.06	2.01%	22,033.30	69.37%	31,762.36	0.00	0.00%	30,096.73	65.05%	46,264.75
	0.00	0.00%	19,071.26	56.06%	34,019.71	637.06	2.01%	22,033.30	69.37%	31,762.36	0.00	0.00%	30,096.73	65.05%	46,264.75

PUBLIC DEFENDER SERVICES
TRAVEL EXPENSES AND INVESTIGATOR EXPENSES AS PERCENTAGES OF TOTAL EXPENSES
Three Year Comparison

Circuit County	FY2021				FY2020				FY2019						
	Invest. \$	Invest. %	Travel \$	Travel %	Total Expense \$	Invest. \$	Invest. %	Travel \$	Travel %	Total Expense \$	Invest. \$	Invest. %	Travel \$	Travel %	Total Expense \$
21 Circuit GRANT MINERAL TUCKER Total	0.00	0.00%	10,658.18	62.24%	17,124.61	3,528.31	11.63%	16,543.56	54.55%	30,329.45	467.38	2.48%	14,726.63	78.15%	18,843.64
	0.00	0.00%	6,024.44	43.04%	13,997.79	0.00	0.00%	9,950.22	54.64%	18,211.03	53.00	0.28%	6,640.86	35.62%	18,645.84
	0.00	0.00%	7,292.69	28.69%	25,421.60	0.00	0.00%	9,006.30	37.94%	23,740.26	0.00	0.00%	8,118.23	94.05%	8,631.41
	0.00	0.00%	23,975.31	42.40%	56,544.00	3,528.31	4.88%	35,500.08	49.11%	72,280.74	520.38	1.13%	29,485.72	63.93%	46,120.89
22 Circuit HAMPSHIRE HARDY PENDLETON Total	12.00	0.04%	15,738.75	46.85%	33,596.58	2,492.03	8.97%	12,597.68	45.35%	27,779.43	0.00	0.00%	21,112.83	51.78%	40,776.97
	0.00	0.00%	8,703.28	31.75%	27,410.23	0.00	0.00%	11,686.01	47.97%	24,360.64	20,834.34	30.68%	15,437.42	22.73%	67,910.98
	0.00	0.00%	7,214.74	57.30%	12,591.57	804.85	5.14%	8,022.35	51.24%	15,657.41	0.00	0.00%	7,605.25	81.66%	9,313.86
	12.00	0.02%	31,656.77	43.01%	73,598.38	3,296.88	4.86%	32,306.04	47.65%	67,797.48	20,834.34	17.66%	44,155.50	37.42%	118,001.81
23 Circuit BERKELEY JEFFERSON MORGAN Total	13,093.36	19.32%	19,695.75	29.07%	67,758.74	9,487.52	10.23%	16,114.86	17.37%	92,780.95	14,996.45	11.82%	26,939.32	21.24%	126,832.38
	7,050.14	15.99%	8,609.57	19.53%	44,089.53	25,890.83	33.64%	14,119.75	18.35%	76,963.93	5,571.06	6.38%	20,550.52	23.52%	87,358.06
	0.00	0.00%	12,166.44	28.54%	42,625.68	0.00	0.00%	15,315.74	90.02%	17,014.53	0.00	0.00%	13,242.85	26.42%	50,128.58
	20,143.50	13.04%	40,471.76	26.20%	154,473.95	35,378.35	18.94%	45,550.35	24.39%	186,759.41	20,567.51	7.78%	60,732.69	22.98%	264,319.02
24 Circuit WAYNE Total	3,861.00	18.29%	11,502.88	54.49%	21,108.50	0.00	0.00%	15,648.47	76.99%	20,325.00	8,223.44	22.38%	20,650.54	56.19%	36,751.26
	3,861.00	18.29%	11,502.88	54.49%	21,108.50	0.00	0.00%	15,648.47	76.99%	20,325.00	8,223.44	22.38%	20,650.54	56.19%	36,751.26
25 Circuit BOONE LINCOLN Total	4,124.12	34.85%	4,773.97	40.35%	11,832.70	671.81	6.42%	9,078.42	86.72%	10,468.17	499.90	2.02%	18,807.57	76.06%	24,726.12
	1,896.00	7.62%	20,539.80	82.56%	24,878.03	3,498.20	12.70%	22,818.24	82.84%	27,544.64	1,101.58	3.58%	28,006.36	90.90%	30,810.21
	6,020.12	16.40%	25,313.77	68.95%	36,710.73	4,170.01	10.97%	31,896.66	83.91%	38,012.81	1,601.48	2.88%	46,813.93	84.29%	55,536.33
26 Circuit LEWIS UPSHUR Total	0.00	0.00%	21,921.14	74.36%	29,480.15	972.60	2.94%	26,331.73	79.71%	33,036.01	0.00	0.00%	31,747.15	83.65%	37,950.60
	0.00	0.00%	12,927.72	68.51%	18,869.77	1,153.66	5.19%	16,570.28	74.50%	22,241.54	0.00	0.00%	11,647.65	81.18%	14,347.81
	0.00	0.00%	34,848.86	72.08%	48,349.92	2,126.26	3.85%	42,902.01	77.61%	55,277.55	0.00	0.00%	43,394.80	82.98%	52,298.41
27 Circuit WYOMING Total	6,279.46	17.32%	18,289.71	50.45%	36,253.17	9,717.33	18.70%	29,252.29	56.31%	51,952.69	32,447.35	41.46%	30,191.04	38.58%	78,256.67
	6,279.46	17.32%	18,289.71	50.45%	36,253.17	9,717.33	18.70%	29,252.29	56.31%	51,952.69	32,447.35	41.46%	30,191.04	38.58%	78,256.67
28 Circuit NICHOLAS Total	0.00	0.00%	48,033.83	82.05%	58,539.88	0.00	0.00%	60,487.99	89.66%	67,461.35	0.00	0.00%	51,899.11	87.27%	59,472.57
	0.00	0.00%	48,033.83	82.05%	58,539.88	0.00	0.00%	60,487.99	89.66%	67,461.35	0.00	0.00%	51,899.11	87.27%	59,472.57
29 Circuit PUTNAM Total	2,813.81	5.70%	25,415.87	51.47%	49,384.27	6,713.50	9.42%	43,999.78	61.71%	71,304.09	16,327.22	15.87%	54,864.66	53.33%	102,880.41
	2,813.81	5.70%	25,415.87	51.47%	49,384.27	6,713.50	9.42%	43,999.78	61.71%	71,304.09	16,327.22	15.87%	54,864.66	53.33%	102,880.41
30 Circuit MINGO Total	16,354.21	57.08%	3,361.62	11.73%	28,652.03	0.00	0.00%	4,469.52	56.26%	7,944.58	1,761.50	18.74%	3,042.85	32.36%	9,402.16
	16,354.21	57.08%	3,361.62	11.73%	28,652.03	0.00	0.00%	4,469.52	56.26%	7,944.58	1,761.50	18.74%	3,042.85	32.36%	9,402.16

PUBLIC DEFENDER SERVICES
TRAVEL EXPENSES AND INVESTIGATOR EXPENSES AS PERCENTAGES OF TOTAL EXPENSES
Three Year Comparison

Circuit County	FY2021					FY2020					FY2019				
	Invest. \$	Invest. %	Travel \$	Travel %	Total Expense \$	Invest. \$	Invest. %	Travel \$	Travel %	Total Expense \$	Invest. \$	Invest. %	Travel \$	Travel %	Total Expense \$
31 Circuit															
MONROE	0.00	0.00%	4,513.42	87.09%	5,182.59	0.00	0.00%	10,246.32	84.85%	12,076.08	0.00	0.00%	6,964.18	94.61%	7,360.66
SUMMERS	0.00	0.00%	4,207.34	73.08%	5,757.27	1,963.49	10.83%	14,232.91	78.53%	18,123.87	1,214.27	7.88%	12,608.72	81.78%	15,417.69
Total	0.00	0.00%	8,720.76	79.72%	10,939.86	1,963.49	6.50%	24,479.23	81.06%	30,199.95	1,214.27	5.33%	19,572.90	85.93%	22,778.35
State Total	154,965.04	8.44%	942,697.57	51.33%	1,836,661.01	166,277.07	7.85%	1,278,555.62	60.36%	2,118,155.41	315,550.45	12.58%	1,314,342.80	52.42%	2,507,541.84

PUBLIC DEFENDER SERVICES
FY2021 HIGHEST COMPENSATED
TOTAL \$ AND TOTAL OF IN - AND OUT-OF-COURT HOURS
IN ORDER BY \$

PAYEE ATTORNEY	# OF ATTORNEYS	FY2021			FY2020			FY2019		
		TOTAL \$	IN	OUT	TOTAL \$	IN	OUT	TOTAL \$	IN	OUT
CHILD LAW SERVICES INC	4	315,741.00	669.90	5,270.70	246,188.00	578.20	4,460.20	242,292.50	673.60	4,411.30
BOND WALLACE CATHERINE		91,880.50	208.70	1,585.60	76,731.50	179.20	1,418.50	202,536.00	583.20	3,658.40
DAVIS ELIZABETH		101,694.50	185.80	1,656.60	62,870.00	144.40	1,100.40	128.00	0.10	2.70
ESTEP-MORGAN MALORIE		0.00	0.00	0.00	0.00	0.00	0.00	0.00	0.00	0.00
OGLESBY MONICA		72,761.00	198.10	1,246.20	46,263.00	141.30	819.60	34,070.00	81.70	639.10
WRIGHT ANDREW		49,405.00	77.30	782.30	60,323.50	113.30	1,121.70	5,558.50	8.60	111.10
LYONS PHILLIPS LEGAL GROUP PLLC	3	278,912.50	435.20	4,070.30	126,957.00	180.60	2,099.60	132,436.50	168.60	2,699.50
ANTOLINI KRISTEN		138,597.50	314.50	1,892.40	18,132.50	50.20	240.50	0.00	0.00	0.00
LYONS TERESA		35,377.00	71.60	494.40	28,477.50	62.10	444.30	28,332.00	91.80	497.00
PHILLIPS TODD		104,938.00	49.10	1,683.50	80,347.00	68.30	1,414.80	104,104.50	76.80	2,202.50
VICTOR & VICTOR LLP	2	227,788.00	272.60	3,498.40	207,051.50	460.60	3,401.50	232,900.00	502.10	4,450.30
VICTOR JENNIFER		89,982.50	87.70	1,384.10	69,525.00	141.00	1,150.90	66,204.50	147.40	1,258.30
VICTOR MATTHEW		137,805.50	184.90	2,114.30	137,526.50	319.60	2,250.60	166,695.50	354.70	3,192.00
ROSINSKY LAW OFFICE	1	226,496.50	345.50	3,376.20	198,888.50	390.70	3,294.90	240,885.50	565.90	4,535.60
LAWRENCE E SHERMAN JR LC	2	221,236.00	731.30	3,021.50	238,601.50	860.00	3,685.90	92,034.50	271.60	1,652.90
MALLOW APRIL		0.00	0.00	0.00	0.00	0.00	0.00	8,590.00	30.80	146.40
SHERMAN LAWRENCE E JR		71,981.50	227.90	992.80	81,574.00	305.00	1,235.90	39,905.00	105.70	734.10
VANCE BRIAN		149,254.50	503.40	2,028.70	157,027.50	555.00	2,450.00	43,539.50	135.10	772.40
MICHAEL R WHITT	1	209,897.50	210.50	3,239.90	137,800.50	201.60	2,311.20	147,591.00	270.90	2,888.50
GRUNAU LAW OFFICES PLLC	1	199,688.50	148.70	3,272.30	134,931.50	150.40	2,408.30	14,187.00	22.20	283.20
MOUNTAINEER LEGAL SERVICES PLLC	2	197,234.50	168.20	3,063.80	201,938.50	236.60	3,270.30	175,883.50	254.30	3,541.20
IAPALUCCI ALLISON		116,592.00	101.70	1,808.20	113,966.50	128.00	1,854.70	96,707.50	143.00	1,942.50
NELSON MARY		80,642.50	66.50	1,255.60	87,972.00	108.60	1,415.60	79,176.00	111.30	1,598.70
WAGNER JENNIFER		0.00	0.00	0.00	0.00	0.00	0.00	0.00	0.00	0.00
LAW OFFICE OF HEATHER M WEESE PLLC	1	195,400.00	896.90	2,987.50	0.00	0.00	0.00	0.00	0.00	0.00
FUNKHOUSER & SMITH PLLC	4	183,771.00	256.80	2,767.40	153,525.50	345.10	2,412.30	0.00	0.00	0.00
ASHLEY SMITH		482.00	1.60	8.40	0.00	0.00	0.00	0.00	0.00	0.00
FUNKHOUSER JOHN		46,397.50	65.90	693.90	30,869.00	52.60	506.10	0.00	0.00	0.00
MCDONALD STEVIE		15,842.50	24.50	231.40	0.00	0.00	0.00	0.00	0.00	0.00
SMITH ASHLEY		121,049.00	164.80	1,833.70	122,656.50	292.50	1,906.20	0.00	0.00	0.00
SHARON CHILDERS	1	163,541.50	224.30	2,426.80	194,329.50	334.60	3,117.00	149,603.50	353.30	2,814.20
BLANKENSHIP STEVEN	1	163,532.00	305.80	2,387.50	75,863.50	169.70	1,255.70	73,259.50	197.30	1,343.00
PULLIN FOWLER FLANAGAN BROWN & POE PLLC	10	161,403.50	154.30	2,499.40	54,931.50	49.50	958.60	70,745.50	138.20	1,372.50
ADKINS DRANNON		636.00	0.00	10.60	1,586.50	2.60	31.50	3,307.50	0.00	73.50
BURNS DANIEL		19,224.00	23.70	288.80	4,752.00	6.60	70.40	31,187.50	84.50	571.00
CHAPMAN MARY BETH		0.00	0.00	0.00	1,504.50	6.30	22.50	10,215.50	24.10	192.20
HARKINS JANE		2,082.00	0.00	34.70	1,998.00	1.80	30.90	0.00	0.00	0.00
JUSTICE ASHLEY		0.00	0.00	0.00	0.00	0.00	0.00	311.00	0.70	5.90
MCCULLOCH COLLEEN		0.00	0.00	0.00	0.00	0.00	0.00	0.00	0.00	0.00

PUBLIC DEFENDER SERVICES
FY2021 HIGHEST COMPENSATED
TOTAL \$ AND TOTAL OF IN - AND OUT-OF-COURT HOURS
IN ORDER BY \$

PAYEE ATTORNEY	# OF ATTORNEYS	FY2021			FY2020			FY2019		
		TOTAL \$	IN	OUT	TOTAL \$	IN	OUT	TOTAL \$	IN	OUT
OLDS EVAN		4,764.00	0.00	79.40	5,532.00	3.00	118.60	6,250.50	0.00	138.90
ROBINSON KEVIN		30,371.50	7.40	508.20	30,497.50	8.00	558.90	13,402.00	5.90	289.30
TUCKER ASHLEY		700.50	2.40	8.50	518.50	1.40	7.70	2,393.50	5.60	45.10
UNDERWOOD JARED		3,407.50	9.80	46.90	1,739.50	3.50	25.70	2,600.50	13.70	38.00
UNDERWOOD POE MOLLY		464.00	2.20	4.80	829.00	0.80	13.50	1,077.50	3.70	18.60
WARDER BENJAMIN		13,058.00	4.30	211.90	0.00	0.00	0.00	0.00	0.00	0.00
WHITTEN ZACH		86,696.00	104.50	1,305.60	5,974.00	15.50	78.90	0.00	0.00	0.00
HAGER & LAWSON PLLC	3	157,466.00	269.50	2,326.90	143,880.00	314.70	2,290.40	198,356.50	564.80	3,592.10
ERICKSON BOBBY		24,362.50	40.40	352.50	0.00	0.00	0.00	0.00	0.00	0.00
HAGER EARL		37,969.00	63.20	568.00	70,096.00	136.40	1,110.70	88,523.00	224.50	1,642.90
LAWSON JOSHUA		95,134.50	165.90	1,406.40	73,784.00	178.30	1,179.70	109,833.50	340.30	1,949.20
DEAN E WILLIAMS	1	154,518.50	199.30	2,319.80	69,975.50	127.90	1,145.10	22,438.00	53.60	421.20
CAMPBELL & SMITH PLLC	2	154,382.50	405.80	2,032.10	168,766.00	467.30	2,512.90	129,588.50	492.40	2,168.50
CAMPBELL ADAM		81,968.00	254.50	1,026.80	90,853.00	248.60	1,349.90	70,871.00	290.50	1,155.30
SMITH MATTHEW		72,414.50	151.30	1,005.30	77,913.00	218.70	1,163.00	58,717.50	201.90	1,013.20
TIMOTHY H PRENTICE	1	153,089.00	384.40	2,039.70	217,192.00	853.10	3,018.20	102,846.00	428.10	1,667.10
LAW OFFICE OF DONNIE L ADKINS II PLLC	1	152,670.50	244.90	2,247.00	68,641.00	130.70	1,106.80	2,489.00	7.90	43.90
HUGHART LAW OFFICE	1	145,642.00	289.20	2,227.62	214,571.00	426.40	3,951.20	160,425.50	358.90	3,046.60
RUTH LAW OFFICES PLLC	1	144,717.50	294.10	2,030.30	189,283.50	501.00	2,853.50	196,461.50	692.80	3,365.10
NESSER LAW FIRM	1	144,700.50	338.40	1,965.90	188,149.00	559.70	2,730.00	165,771.50	633.40	2,768.90
JAMELLA L LOCKWOOD	1	143,551.00	365.30	1,974.70	133,409.50	395.30	2,063.70	145,565.00	451.30	2,582.90
BULLMAN & BULLMAN	2	139,351.00	519.50	1,735.40	183,775.00	791.30	2,603.40	179,202.00	879.00	2,712.60
BULLMAN EDWARD		66,372.00	232.20	853.90	83,421.50	313.60	1,219.10	78,486.00	350.40	1,238.00
BULLMAN SANDRA		72,979.00	287.30	881.50	100,353.50	477.70	1,384.30	100,716.00	528.60	1,474.60
PRITT & SPANO PLLC	3	137,314.50	353.10	1,847.00	138,729.50	406.30	2,059.50	103,081.00	324.80	1,821.53
CUSHMAN FAUN		5,592.00	7.80	82.80	2,156.00	4.00	30.60	0.00	0.00	0.00
PRITT ALAN		34,133.00	62.80	495.30	17,901.50	36.40	301.90	16,842.00	39.30	317.50
SPANO JOSEPH		97,589.50	282.50	1,268.90	118,672.00	365.90	1,727.00	86,239.00	285.50	1,504.03
J A M LAW PLLC	1	136,888.50	211.50	2,013.20	158,033.00	373.30	2,484.00	102,463.00	315.80	1,820.80
MCCULLOUGH JUDITH		136,888.50	211.50	2,013.20	158,033.00	373.30	2,484.00	102,463.00	315.80	1,820.80
LAW OFFICE OF IRA RICHARDSON PLLC	2	136,623.50	379.30	1,810.10	108,431.00	368.80	1,605.60	24,228.50	82.60	419.10
RICHARDSON IRA		130,353.50	358.00	1,734.00	108,431.00	368.80	1,605.60	24,228.50	82.60	419.10
WEST JORDAN		6,270.00	21.30	76.10	0.00	0.00	0.00	0.00	0.00	0.00
DINARDI PETER D	1	133,601.00	120.70	2,075.30	119,156.00	190.90	2,021.90	136,699.50	285.00	2,626.10
GREGORY R TINGLER	1	133,577.00	178.90	2,011.30	122,198.50	207.00	2,039.30	136,761.00	303.60	2,600.60
LAW OFFICE OF DAVID B KELLEY	1	133,356.50	221.20	2,083.70	147,350.00	320.80	2,535.50	156,184.00	327.50	2,997.70
LAW OFFICE OF KAREN S HATFIELD PLLC	1	131,587.00	271.10	1,893.60	116,915.50	287.00	1,889.30	114,139.00	252.60	2,171.56
ERIC K POWELL	1	130,226.00	224.00	1,998.29	106,462.50	271.20	1,824.10	103,974.50	221.50	1,990.60

PUBLIC DEFENDER SERVICES
FY2021 HIGHEST COMPENSATED
TOTAL \$ AND TOTAL OF IN - AND OUT-OF-COURT HOURS
IN ORDER BY \$

PAYEE ATTORNEY	# OF ATTORNEYS	FY2021			FY2020			FY2019		
		TOTAL \$	IN	OUT	TOTAL \$	IN	OUT	TOTAL \$	IN	OUT
SHAW & SHAW LC	2	128,961.00	281.70	1,867.10	111,802.00	299.60	1,765.20	77,815.00	239.00	1,384.00
KNISLEY PAUL A		12,112.00	24.50	169.20	0.00	0.00	0.00	0.00	0.00	0.00
SHAW MICHAEL		116,849.00	257.20	1,697.90	111,802.00	299.60	1,765.20	77,815.00	239.00	1,384.00
SOUTHERN WV LAW CLINIC	1	128,465.00	137.50	1,970.30	148,929.00	188.40	2,473.90	118,814.50	210.20	2,336.70
MANCINI STEVEN		128,465.00	137.50	1,970.30	148,929.00	188.40	2,473.90	118,814.50	210.20	2,336.70
CALLAGHAN & CALLAGHAN PLLC	1	127,778.50	135.80	2,062.20	29,339.50	27.50	548.30	76,486.50	114.30	1,534.60
CALLAGHAN JULIA		127,778.50	135.80	2,062.20	29,339.50	27.50	548.30	76,486.50	114.30	1,534.60
CALLAGHAN STEPHEN		0.00	0.00	0.00	0.00	0.00	0.00	0.00	0.00	0.00
L SCOTT BRISCOE	1	127,635.00	428.40	1,586.80	73,382.50	326.30	1,027.90	119,999.00	577.00	1,833.20
WILLIAM T NESTOR PLLC	2	127,250.00	387.70	1,657.40	102,806.00	423.70	1,439.70	91,355.00	308.50	1,584.50
DAVIS MORRIS		126,358.00	386.00	1,644.80	99,061.50	414.90	1,375.80	88,888.50	301.50	1,539.80
NESTOR WILLIAM		892.00	1.70	12.60	3,744.50	8.80	63.90	2,466.50	7.00	44.70
WHITE & CLYBURN LAW OFFICES	2	125,965.00	208.40	1,888.10	137,098.00	306.20	2,367.60	150,605.50	413.30	2,749.80
CLYBURN BRENT		89,440.00	135.80	1,356.80	87,939.00	181.20	1,550.80	103,091.50	273.20	1,896.30
WHITE THOMAS E		36,525.00	72.60	531.30	49,159.00	125.00	816.80	47,514.00	140.10	853.50
NIC DALTON LAW PLLC	1	125,784.00	196.80	1,896.70	33,140.00	76.30	558.90	7,293.50	22.90	129.00
LAW OFFICE OF REBECCA S JOHNSON	1	124,866.00	324.90	1,834.00	119,783.00	378.40	1,973.90	90,142.50	317.40	1,544.70
GREGG PHILLIP DAVIS	1	124,811.00	341.20	1,702.50	155,174.00	565.20	2,393.40	126,046.50	442.20	2,162.30
BELLOWY & TURNER LC	3	124,461.00	565.20	1,403.80	107,679.50	640.90	1,244.50	96,898.00	620.30	1,257.30
BARTRAM SHAWN		29,831.00	145.90	347.20	61,943.00	391.60	698.00	65,811.00	432.60	837.60
BELLOMY DONALD		36,912.00	195.00	372.70	10,184.00	50.50	127.90	4,542.50	23.50	67.00
TURNER RYAN		57,718.00	224.30	683.90	35,552.50	198.80	418.60	26,544.50	164.20	352.70
JIMMY SCOTT MCPHERSON JR	1	124,242.00	145.20	1,877.10	3,196.00	9.80	40.20	0.00	0.00	0.00
LAW FIRM OF M E SNEAD PLLC	1	123,844.00	317.00	1,641.40	128,669.50	444.80	1,699.50	137,143.50	621.30	2,150.20
ESCUE LAW OFFICE	1	122,899.00	455.00	1,539.30	125,321.50	609.20	1,684.20	101,093.50	432.50	1,621.80
MARK A BRAMBLE	1	117,480.50	199.90	1,706.50	98,636.00	288.40	1,419.10	120,432.50	379.30	2,128.40
LAW OFFICE OF FOLICKMAN & TURKETT PLLC	2	116,602.00	190.40	1,694.30	113,768.00	223.30	1,752.50	176,668.00	313.10	3,473.70
FOLICKMAN PAMELA		0.00	0.00	0.00	0.00	0.00	0.00	1,582.00	1.70	32.70
HALL SARA		0.00	0.00	0.00	0.00	0.00	0.00	55,580.00	70.00	1,134.00
RIBEL KATICA		69,229.50	133.50	976.80	66,971.50	156.20	994.80	73,323.50	177.10	1,373.60
TURKETT HOLLY		47,372.50	56.90	717.50	46,796.50	67.10	757.70	46,182.50	64.30	933.40
HERBERT L HIVELEY	1	116,141.50	257.00	1,594.90	124,523.00	371.80	1,779.00	110,129.50	399.20	1,870.70
MOLAW PLLC	1	114,524.00	165.70	1,691.10	118,059.50	301.30	1,765.20	103,326.50	287.20	1,881.30
MORELLI ANN MARIE		114,524.00	165.70	1,691.10	118,059.50	301.30	1,765.20	103,326.50	287.20	1,881.30
LAW OFFICE OF ROBBY N LONG LC	1	114,463.00	230.60	1,608.10	123,618.00	351.00	1,819.90	116,289.00	385.13	2,027.90
BLAIR JERRY	1	114,340.00	160.70	1,691.40	100,870.50	188.10	1,566.50	70,598.50	142.10	1,363.60
LAW OFFICE OF MICHAEL SAFCSAK PLLC	1	114,222.50	218.20	1,663.00	95,556.00	217.20	1,464.50	68,072.50	143.60	1,305.30

PUBLIC DEFENDER SERVICES
FY2021 HIGHEST COMPENSATED
TOTAL \$ AND TOTAL OF IN - AND OUT-OF-COURT HOURS
IN ORDER BY \$

PAYEE ATTORNEY	# OF ATTORNEYS	FY2021			FY2020			FY2019		
		TOTAL \$	IN	OUT	TOTAL \$	IN	OUT	TOTAL \$	IN	OUT
GARRETT & GARRETT GARRETT KAREN GARRETT LARY ORNDORFF JOSHUA	2	113,983.00	219.20	1,743.00	117,682.00	258.80	2,073.80	144,552.00	319.20	2,751.20
		33,875.00	78.70	513.50	35,659.50	100.50	597.00	27,048.00	66.30	505.30
		80,108.00	140.50	1,229.50	82,022.50	158.30	1,476.80	117,080.50	252.20	2,237.50
		0.00	0.00	0.00	0.00	0.00	0.00	423.50	0.70	8.40
ANDREW B CHATTIN	1	112,693.00	304.40	1,501.20	96,682.50	308.40	1,435.20	110,377.50	477.30	1,763.40
HARVEY & JANUTOLO	1	112,641.50	109.00	1,732.80	145,316.00	187.90	2,544.00	69,158.00	110.80	1,376.80
HAGER NATALIE		0.00	0.00	0.00	0.00	0.00	0.00	0.00	0.00	0.00
HARVEY HENRY		0.00	0.00	0.00	215.00	1.30	2.90	19,163.50	47.60	357.10
HARVEY JOSEPH		112,641.50	109.00	1,732.80	145,101.00	186.60	2,541.10	49,994.50	63.20	1,019.70
JANUTOLO SHANE		0.00	0.00	0.00	0.00	0.00	0.00	0.00	0.00	0.00
JANUTOLO THOMAS		0.00	0.00	0.00	0.00	0.00	0.00	0.00	0.00	0.00
WEATHERHOLT LEGAL SERVICES PLLC	1	112,026.00	200.40	1,616.50	112,223.00	237.70	1,850.40	37,460.00	76.60	721.80
KRATOVIL LAW OFFICES PLLC	2	111,154.50	252.70	1,573.70	40,634.50	101.30	699.10	44,879.50	104.90	845.80
KRATOVIL JAMES		43,234.00	75.80	644.60	21,845.00	61.00	379.20	34,150.00	84.80	636.40
KRATOVIL PATRICK		67,920.50	176.90	929.10	18,789.50	40.30	319.90	10,729.50	20.10	209.40
SHAFFER LAW	1	111,128.50	268.40	1,504.80	84,646.50	210.60	1,279.80	96,630.50	242.20	1,797.50
R KEITH FLINCHUM	1	110,113.00	136.40	1,653.40	128,954.00	236.50	2,022.40	125,489.00	247.60	2,431.00
MAGANN LAW OFFICE PLLC	1	108,283.50	112.50	1,711.00	87,939.00	113.40	1,575.90	126,475.50	159.90	2,579.60
THOMAS HANNA EVANS PLLC	1	108,217.00	179.90	1,642.30	79,055.50	166.40	1,272.50	78,323.50	221.90	1,420.00
EVANS THOMAS H III		108,217.00	179.90	1,642.30	79,055.50	166.40	1,272.50	78,323.50	221.90	1,420.00
MILLER JOSHUA		0.00	0.00	0.00	0.00	0.00	0.00	0.00	0.00	0.00
NEISWONGER & WHITE	2	108,172.00	220.40	1,595.20	97,051.00	202.10	1,564.00	91,268.00	255.10	1,659.70
NEISWONGER KEVIN		34,383.50	62.80	492.30	49,121.50	107.00	794.80	57,136.00	140.60	1,066.60
WHITE DAVID		73,788.50	157.60	1,102.90	47,929.50	95.10	769.20	34,132.00	114.50	593.10
STURM HEIDI M GEORGI	1	105,828.00	137.40	1,758.00	57,728.00	112.90	998.00	86,842.50	129.90	1,742.20
NELSON LEGAL SERVICES LC	1	104,437.00	227.60	1,490.80	62,651.50	221.30	898.00	72,055.00	315.50	1,145.50
BLAIR LAW FIRM PLLC	1	103,930.00	327.20	1,361.80	78,590.00	313.30	1,074.60	55,529.00	189.40	960.40
JEFFERY A DAVIS	1	103,553.50	150.50	1,632.70	99,154.50	181.80	1,672.90	128,110.00	198.20	2,560.60
MCCLUNG LAW OFFICES	1	102,472.50	291.60	1,329.40	97,935.00	426.60	1,184.10	120,035.50	555.20	1,865.50
RICHARDSON DAVID B LAW OFFICE	1	101,580.00	225.90	1,399.40	102,258.00	254.70	1,556.50	113,773.50	393.30	1,960.20
JOHN CLARK ANDERSON	1	100,322.00	123.40	1,507.50	105,560.50	203.30	1,750.70	77,194.50	161.40	1,482.30
TENISHA DAWN CLINE	1	100,218.00	89.70	1,550.70	91,447.00	188.60	1,389.30	58,053.00	186.00	1,021.40