

PUBLIC DEFENDER SERVICES



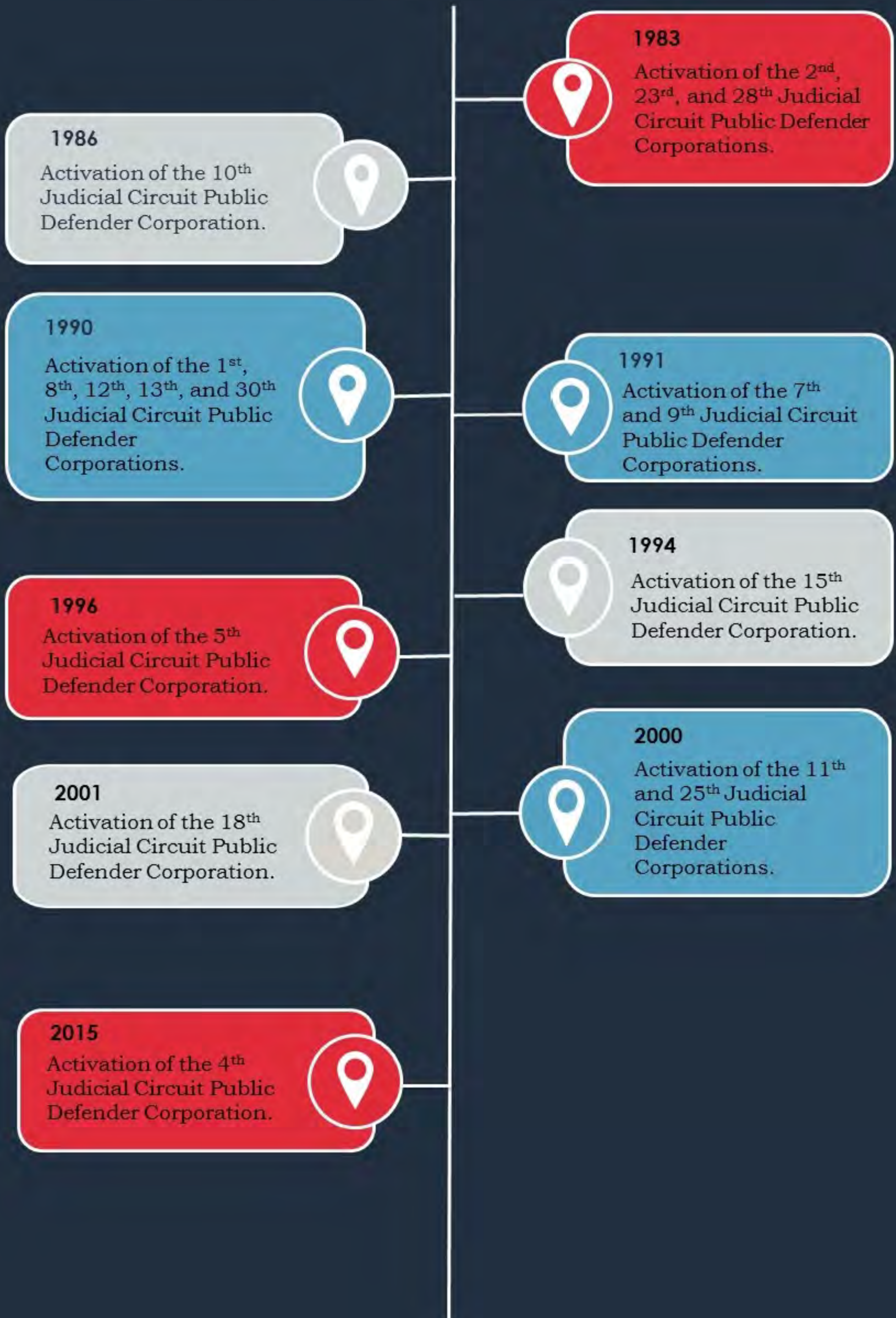
2019
ANNUAL REPORT

Table of Contents

Executive Director's Page	5
Executive Summary	7
FY19 Infographic	8
AC/PDC Summary Reports	9
Agency Information	13
Agency Contact Information	14
Historical & Organizational Overviews	15
FY19 Summary of Accounts	23
Division Reports	27
Appendix A – Consolidated Appointed Counsel Reports	37
Appendix B – Public Defender Corporation Statistics	81
Appendix C – Comparison: Appointed Counsel & Public Defender Corporations	135
Appendix D – Appointed Counsel Payee Totals	157
Appendix E – Appointed Counsel Historical Overview	195
PDC & Appointed Counsel Historical Comparison	221

30 YEARS: 1989 - 2019

Panel Attorneys and Public Defenders have represented indigent persons for decades in West Virginia. The first Public Defender Corporation was activated in 1983, and 18 public defender corporations are now operational across 30 WV counties.



Indigent Defense Over the Years

Public Defender Services was formally created by the West Virginia State Legislature in 1989 with the purpose of developing and improving programs of legal representation for indigent persons through panel attorneys and public defender corporations.

1963

United States Supreme Court Decision, Gideon v. Wainwright, 372 U.S. 335, 83 S.Ct. 792, 9 L.Ed.2d 799 (indigent defendants have a right to counsel).



1976

1976: State ex rel. Partain v. Oakley, 159 W.Va. 805, 227 S.E.2d 314 (inadequacies and potential unreliability of the indigent defense system requires remedial action “left to the Legislature of the State”).



1981

Legislature established Public Legal Services in Code [§ 29-21-1, et seq., (1989)]. (The legislature funded only a few offices with most judicial circuits relying on appointment of private practitioners for indigent defense work.)



1989

New legislation (1) amends public legal services and creates Public Defender Services whose “principal purpose [is] the development and improvement of programs [to provide] legal representation to indigent persons.”; and (2) continues public defender corporations and panel attorneys, creates the Appellate Advocacy Division.



More than 700 Panel Attorneys representing indigent defendants across the state.



Public Defender Services Today Administrative Division, Accounting and Auditing Division, Appointed Counsel Services, Appellate Advocacy and Criminal Law Research Center, Public Defender Resource Center. One Agency Dedicated to Indigent Defense.



1989 - 2019

More than 1.4 million indigent defense cases handled by Panel Attorneys and Public Defenders combined.



30 Years of
Indigent Defense

Public Defender Services
One Players Club Drive
Suite 301
Charleston, WV 25311

Phone (304) 558-3905

Public Defender
Services
www.pds.wv.gov
www.pdswv.blog

THE EXECUTIVE DIRECTOR'S PAGE



Public Defender Services' annual report for the State of West Virginia's Fiscal Year 2018 – 2019 ("FY2019") is being produced noticeably later than traditionally done. The agency's goal is to have an annual report completed before commencement of the next legislative session. The retirement of certain personnel, the medical and family emergencies of other personnel, the aging and the deterioration of certain software, and the revisions to the electronic system conspired to make the detailed computations contained within the agency's reports difficult to generate. However, through the perseverance of dedicated personnel, the assistance of non-agency personnel, and the determination of leaders within the agency, the annual report is finally completed, albeit after the adjournment of the 2020 and 2021 legislative sessions.

FY2019 was most notable for the success of sustained efforts to improve the state's system of indigent defense. For the first time in thirty years, the rates of compensation for the private attorneys taking court appointments were increased by one-third, which required the Legislature's and Governor Justice's commitment to between five and seven million dollars in additional funding. Also, compensation for paralegal services was set at a rate of twenty dollars, rather than based on a reimbursement of the salary paid for such services capped at twenty dollars. The rates became effective July 1, 2019.

And, for the first time, the agency's guidelines for billing were embodied in a legislative rule that could be printed and used as a guide. And, for the first time, the agency will be operating a habeas corpus division to alleviate the unmet need for private counsel to take these demanding appointments. And, for the first time, attorneys can submit invoices electronically to the agency for approval and processing without the need for judicial review unless a dispute arises. Some court orders are still required, however, but the result is a potentially paperless submission and, hopefully, quicker processing. With respect to the "quicker processing," the agency's technological issues with the voucher system and the issues with personnel have substantially hobbled the pace of processing. However, the agency is committed to working on the issues, resolving the problems, and achieving a goal of compensating attorneys very shortly after submission of a voucher.

And, for the first time, the agency implemented a program to enable clients of public defender corporations to receive treatment for their substance use issues at the earliest point of intersection with the criminal justice system. This was accomplished by embedding recovery coaches in the corporations. Going forward, the agency is hoping to obtain more funding so that this program can be available to all indigent defendants struggling with a substance use disorder.

So, FY2019 was, in greatest part, about making strides that would strengthen the state's indigent defense services in the following years. The agency will now focus on providing training to attorneys and implementing programs for the holistic representation of clients by their counsel.

Respectfully,

Dana F. Eddy
Executive Director
Public Defender Services

Executive Summary



Tiera Asbury (30th PDC) and Kim Cox (8th PDC) enjoying a networking exercise at the 2019 Indigent Defense Conference

Indigent Defense in West Virginia – FY 2019 Infographic
Appointed Counsel Summary
Public Defender Corporation Summary
Total Indigent Defense Expenditures
Appointed Counsel Summary (3 Year Summary)

Indigent Defense in West Virginia FY 2019

Appointed Counsel

36,769

Claims Paid



Public Defender Corporations

Cases Closed

35,696

\$28,416,710.98

Total Amount
Paid in Claims



Total
Disbursements

\$18,982,603.85

Average Cost

\$52.86

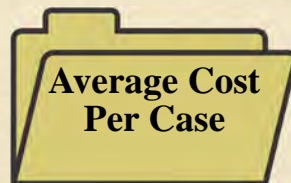


99.04[◇]

Per Hour

\$772.84

Average Cost
Per Case



\$531.79

◇ Average cost per hour for Public Defender Corporations is calculated by removing Administrative Time (i.e., all non-client related work, such as office administration and paid leave) and Drug Court Time. This provides a better indicator of the amount it costs for direct legal services to compare to Appointed Counsel. **If you include Administrative Time (66,765.1) and Drug Court Time (1,386.2), the average cost per hour for Public Defender Corporations is \$73.06.**

**PUBLIC DEFENDER SERVICES
STATISTICAL SUMMARY
APPOINTED COUNSEL
FISCAL YEAR 2019**

Total Amount Paid In Claims	\$28,416,710.98
Total Fees Paid to Counsel	\$25,909,169.14
Total Expenses Paid	\$2,507,541.84
Total Hours In-Court	85,987.43
Total Hours Out-Of-Court	451,554.21
Total Number of Hours Paid	537,541.64
Percent of Total Hours In-Court	16.00%
Percent of Total Hours Out-Of-Court	84.00%
Percent of Total Funds Paid Attributable To Fees	91.18%
Percent of Total Funds Paid Attributable To Expenses	8.82%
Average Total Cost Per Hour	\$52.86

Total Claims Paid	43,156	
Less: Supplemental Claims Paid ¹		(5,849)
Less: Direct Claims Paid		(538)
Total Claims Paid without Supplemental & Direct		36,769

Comparative Analysis between All Claims and Claims Without Supplemental and Direct

	All Claims	W/O Supp & Dir.
Average Total Cost Per Claim	\$658.46	\$772.84
Average Counsel Fee Per Claim	\$600.36	\$704.65
Average Expenses Per Claim	\$58.10	\$68.20

1. In past years, "Supplemental Claims Paid" did not take into account the multiple vouchers paid in one child abuse and neglect proceeding. By taking such proceedings into consideration, the number for "Supplemental Claims Paid" will increase and the number for "Total Claims Paid without Supplemental & Direct" will necessarily decrease.

**PUBLIC DEFENDER SERVICES
STATISTICAL SUMMARY
PUBLIC DEFENDER CORPORATIONS
FISCAL YEAR 2019**

Total Number of Cases Closed	35,696
Total Amount Disbursed to Corporations*	\$18,982,603.85
Average Total Cost Per Cases Closed	\$531.79

SUMMARY OF HOURS**	With Admin	Without Admin
Total In Court Hours Worked	55,945.50	55,945.50
Total Out of Court Hours Worked	135,719.30	135,719.30
Total Drug Court Hours Worked	1,386.20	1,386.20
Total Administrative Hours Worked	66,765.10	Not Considered
<hr/>		
Total Number of Hours Worked during FY 2019	259,816.1	193,051.0
Average Total Cost Per Hour	73.06	98.33
Percent of Total In Court Hours	21.53%	28.98%
Percent of Total Out of Court Hours	52.24%	70.30%
Percent of Drug Court Hours Worked	0.53%	0.72%
Percent of Total Administrative Hours	25.70%	Not Considered

**Note: Total amount disbursed includes payments made on behalf of Corporations to audit providers, Office of Technology, State Auditor's Office, Legal Research Services, and other expenditures*

*** Note: The Summary of Hours illustrates the difference in considering the total administration time reported by Public Defenders. These Administrative Hours include Holiday, Sick and Annual Leave hours paid to Corporation Attorneys. Moreover, it includes performance reviews as well as management of the facilities and personnel. It also includes time that cannot readily be allocated to a single case such as representing numerous clients on the same day in municipal court and peer reviewing files to ensure adequate legal representation by counsel.*

PUBLIC DEFENDER SERVICES
TOTAL INDIGENT DEFENSE EXPENDITURES -- FY 2019

Circuit	APPOINTED COUNSEL	PUBLIC DEFENDER CORPS	TOTAL EXPENDITURES
1	1,646,899.56	1,117,757.08	2,764,656.64
2	504,302.21	464,549.79	968,852.00
3	568,323.20		568,323.20
4	963,896.41	1,382,552.34	2,346,448.75
5	1,404,656.87	939,231.06	2,343,887.93
6 & 24	1,840,403.63	1,803,369.62	3,643,773.25
7	617,295.64	635,623.54	1,252,919.18
8	450,373.49	420,258.53	870,632.02
9	1,647,622.39	949,980.07	2,597,602.46
10	1,059,814.90	1,220,964.08	2,280,778.98
11	428,298.95	604,329.05	1,032,628.00
12	403,667.33	555,128.04	958,795.37
13	2,348,218.61	3,099,257.72	5,447,476.33
14	1,623,087.78		1,623,087.78
15	717,005.68	1,083,426.59	1,800,432.27
16	1,264,154.87		1,264,154.87
17	1,457,441.00		1,457,441.00
18	327,924.03	399,132.53	727,056.56
19	778,228.42		778,228.42
20	792,748.53		792,748.53
21	529,091.89		529,091.89
22	886,920.90		886,920.90
23	1,825,572.79	2,669,846.18	4,495,418.97
25	914,654.33	755,362.55	1,670,016.88
26	683,331.91		683,331.91
27	581,436.67		581,436.67
28	570,610.07	319,479.02	890,089.09
29	981,467.91		981,467.91
30	387,349.16	562,356.05	949,705.21
31	211,911.85		211,911.85
Grand Total	28,416,710.98	18,982,603.85	47,399,314.83

**PUBLIC DEFENDER SERVICES
THREE YEAR COMPARISON STATISTICAL SUMMARY
APPOINTED COUNSEL**

	Fiscal Year 2019	Fiscal Year 2018	Fiscal Year 2017
Total Amount Paid In Claims	\$28,416,710.98	\$22,596,275.98	\$26,055,050.97
Total Fees Paid to Counsel	\$25,909,169.14	\$20,505,995.08	\$23,589,384.89
Total Expenses Paid	\$2,507,541.84	\$2,090,280.90	\$2,465,666.08
Total Hours In-Court	85,987.43	66,555.65	74,744.2
Total Hours Out-Of-Court	451,554.21	359,539.21	416,006.80
Total Number of Hours Paid	537,541.64	426,094.86	490,751.00
Percent of Total Hours In-Court	16.00%	15.62%	15.23%
Percent of Total Hours Out-Of-Court	84.00%	84.38%	84.77%
Percent of Total Funds Paid Attributable To Fees	91.18%	90.75%	90.54%
Percent of Total Funds Paid Attributable To Expenses	8.82%	9.25%	9.46%
Average Total Cost Per Hour	\$52.86	\$53.03	\$53.09
Total Claims Paid	43,156	34,301	37,504
Less: Supplemental Claims Paid	(5,849)	(5,329)	(6,374)
Less: Direct Claims Paid	(538)	(602)	(686)
Total Claims Paid without Supplemental & Direct	36,769	28,370	30,444
Comparative Analysis between All Claims and Claims Without Supplemental and Direct			
Average Total Cost Per Claim	All Claims \$658.46	All Claims \$658.76	All Claims \$694.73
Average Counsel Fee Per Claim	W/O Supp & Dir. \$772.84	W/O Supp & Dir. \$796.48	W/O Supp & Dir. \$855.84
Average Expenses Per Claim	\$600.36	\$597.82	\$628.98
	\$58.10	\$60.94	\$65.74
			\$80.99

¹ In past years, "Supplemental Claims Paid" did not take into account the multiple vouchers paid in one child abuse and neglect proceeding. By taking such proceedings into consideration, the number for "Supplemental Claims Paid" will increase and the number for "Total Claims Paid without Supplemental & Direct" will necessarily decrease.

Agency Information



Katya Ross brings Kyrie for his first visit with Santa at PDS's Second Annual "Sit with Claus for the Cause" Fundraiser as part of the West Virginia State Employees Combined Campaign in support of the United Way.

Agency Contact Information

Historical Overview

Financial Data

- Summary of Appropriations, Expenditures, and Fund Balances
- Statement of Revenues, Expenditures, and Changes in Fund Balances

Agency Contact Information

Dana F. Eddy
Donald L. Stennett
Crystal L. Walden
LeeAnn M. Doyle
Brenda K. Thompson
Jonathan Friley

Executive Director
Senior Deputy Director
Deputy Director
Chief Financial Officer
General Counsel
Chief Process Officer

One Players Club Drive, Suite 301
Charleston, WV 25311

Phone: (304) 558-3905
Fax: (304) 558-1098

Criminal Law Research Center

Pam Clark

Coordinator

Appellate Division

Crystal Walden
Matthew Brummond
Andrew Shumate
Justin Collin
Sarah Saul
Rhonda Ashworth

Director
Appellate Counsel
Appellate Counsel
Appellate Counsel
Paralegal
Secretary

Public Defender Corporation Resource Center

Dana F. Eddy
Jonathan Friley
Stephanne Thornton
Vacant
Jessica Hudnall

Director
Administrator
Criminal Justice Specialist
General Counsel
PDCRC Coordinator

Accounting & Auditing Division

LeeAnn M. Doyle
Teresa Asbury
Lee Carper
Lisa Knell

Chief Financial Officer
OVS Auditor
Office Manager
OVS Help Desk Coordinator

Appointed Counsel Services

Heather Atkins
Kimberly Stopani
James Light
Rosa McFarland
Blake Collias

Accounting Technician
Accounting Technician
Accounting Technician
Accounting Technician
Accounting Technician

PUBLIC DEFENDER SERVICES

Historical Overview

1. The State of West Virginia's Constitutional Obligation.

Over fifty years ago, the Supreme Court of the United States recognized that:

[R]eason and reflection require us to recognize that in our adversary system of criminal justice, any person haled into court, who is too poor to hire a lawyer, cannot be assured a fair trial unless counsel is provided for him. This seems to us to be an obvious truth. Governments, both state and federal, quite properly spend vast sums of money to establish machinery to try defendants accused of crime. Lawyers to prosecute are everywhere deemed essential to protect the public's interest in an orderly society. ... The right of one charged with crime to counsel may not be deemed fundamental and essential to fair trials in some countries, but it is in ours. From the very beginning, our state and national constitutions and laws have laid great emphasis on procedural and substantive safeguards designed to assure fair trials before impartial tribunals in which every defendant stands equal before the law. This noble idea cannot be realized if the poor man charged with crime has to face his accusers without a lawyer to assist him.

Gideon v. Wainwright, 372 U.S. 335, 344, 83 S.Ct. 792 (1963). With this decision, the Supreme Court of the United States, through the Fourteenth Amendment, extended the Sixth Amendment guarantee of the assistance of counsel in criminal prosecutions to the states. Essentially, states had to provide counsel for persons who were too poor to pay for legal services when these persons were confronted with criminal charges or the loss of other important rights by reason of state action.

The Supreme Court of Appeals of West Virginia reaffirmed this constitutional mandate as follows:

“There can be no equal justice where the kind of trial a man gets depends on the amount of money he has. ...” *Griffin v. Illinois*, 351 U.S. 12, 76 S.Ct. 585, 100 L.Ed. 891 (1956). ... The state must, as a matter of equal protection, provide indigents with the basic tools for an adequate defense or appeal, when those tools are available for a price to others.

State v. England, 363 S.E.2d 725, 727 (W. Va. 1987). Accordingly, a defense must be provided to indigent defendants and the defense must include not only the services of the attorney, but the provision of other services and material, including the transcripts of proceedings. *Id.*

2. The Legislative Findings.

In 1981, the following was codified at W. Va. Code §29-21-1:

The Legislature finds and declares that in certain proceedings the state is required to provide high quality legal assistance to indigent persons who would be otherwise unable to afford adequate legal counsel; that providing legal representation to those who face an economic barrier to adequate legal counsel will serve the ends of justice in accordance with rights and privileges guaranteed to all citizens by the Constitution of the United States of America and the constitution of the state of West Virginia; that the availability of quality legal assistance reaffirms the faith of our citizens in our government of laws; that the present system which utilizes appointed counsel is not operating satisfactorily in some areas of this state and the Legislature is presently unable to determine what system or systems will provide the most efficient means for providing legal representation; that there is a need to explore alternative methods of delivering legal assistance, including the use of salaried public defenders complemented by private panel attorneys; that innovative programs and pilot projects as well as a continuation of the present appointed counsel system are necessary in separate areas of the state to provide information and experience upon which to base future legislative action.

The West Virginia Public Legal Services Council was then created “for the purpose of facilitating required legal representation of indigent persons”. W. Va. Code §29-21-3 (1981; superseded in 1989).

In 1989, the agency was renamed as Public Defender Services and was charged as follows:

The agency shall have as its principal purpose the development and improvement of programs by which the state provides legal representation to indigent persons.

W. Va. Code §29-21-4. This remains the agency’s charge.

PUBLIC DEFENDER SERVICES

An Organizational Overview

VISION: *"There can be no equal justice where the kind of trial a man gets depends on the amount of money he has." Griffin v. Illinois, 351 U.S. 12 (1956)*

MISSION STATEMENT: To fulfill the State of West Virginia's constitutional obligation to provide quality legal assistance to persons who otherwise could not afford legal counsel in proceedings in which the person's liberty interests are at stake.

ORGANIZATIONAL STRUCTURE:

Public Defender Services is within the Department of Administration for the State of West Virginia. The chief administrative officer is the Executive Director, who is appointed by the governor.

In addition to its administrative staff, the agency has five divisions.

The Accounting and Auditing Division is charged with the following responsibilities:

The agency shall establish and the executive director or his or her designee shall operate an accounting and auditing division to require and monitor the compliance with this article by public defender corporations and other persons or entities receiving funding or compensation from the agency. The accounting and auditing division shall review all plans and proposals for grants and contracts and shall make a recommendation of approval or disapproval to the executive director. The accounting and auditing division shall prepare, or cause to be prepared, reports concerning the evaluation, inspection or monitoring of public defender corporations and other grantees, contractors, persons or entities receiving financial assistance under this article and shall further carry out the agency's responsibilities for records and reports as set forth in section eighteen of this article. The accounting and auditing division shall require each public defender corporation to submit financial statements monthly and to report monthly on the billable and nonbillable time of its professional employees, including time used in administration of the respective offices, so as to compare the time to similar time expended in nonpublic law offices for similar activities. The accounting and auditing division shall provide to the executive director assistance in the fiscal administration of all of the agency's divisions. This assistance shall include, but not be limited to, budget preparation and statistical analysis.

W. Va. Code §29-21-6(d).

The Criminal Law Research Center is another division of the agency and has the following statutory charge:

- (1) Undertake research, studies and analyses and act as a central repository, clearinghouse and disseminator of research materials;
- (2) Prepare and distribute a criminal law manual and other materials and establish and implement standard and specialized training programs for attorneys practicing criminal law;
- (3) Provide and coordinate continuing legal education programs and services for attorneys practicing criminal law; and
- (4) Prepare, supplement and disseminate indices and digests of decisions of the West Virginia supreme court of appeals and other courts, statutes and other legal authorities relating to criminal law.

W. Va. Code §29-21-7.

The agency's third division, the Appellate Advocacy Division is established as follows:

The agency shall establish and the executive director or his or her designee shall operate an appellate advocacy division for the purpose of prosecuting litigation on behalf of eligible clients in the Supreme Court of Appeals. The executive director or his or her designee shall be the director of the appellate advocacy division. The appellate advocacy division shall represent eligible clients upon appointment by the circuit courts or by the Supreme Court of Appeals. The division may, however, refuse the appointments due to a conflict of interest or if the executive director has determined the existing caseload cannot be increased without jeopardizing the appellate division's ability to provide effective representation. In order to effectively and efficiently use the resources of the appellate division, the executive director may restrict the provision of appellate representation to certain types of cases. The executive director may select and employ staff attorneys to perform the duties prescribed by this subsection. The appellate division shall maintain records of representation of eligible clients for record purposes only.

W. Va. Code §29-21-6(e).

The agency's fourth division, the Appointed Counsel Services Division, contains the voucher processing staff that processes for payment the vouchers which are submitted by private attorneys who accept appointments in eligible proceedings, which are defined as follows:

Criminal charges which may result in incarceration; juvenile proceedings; proceedings to revoke parole or probation if the revocation may result in incarceration; contempt of court; child abuse and neglect proceedings which may result in a termination of

parental rights; mental hygiene commitment proceedings; extradition proceedings; proceedings which are ancillary to an eligible proceeding, including, but not limited to, proceedings to enhance sentences brought pursuant to sections eighteen and nineteen, article eleven, chapter sixty-one of this code, forfeiture proceedings brought pursuant to article seven, chapter sixty-a of this code, and proceedings brought to obtain extraordinary remedies; and appeals from or post-conviction challenges to the final judgment in an eligible proceeding. Legal representation provided pursuant to the provisions of this article is limited to the court system of the state of West Virginia, but does not include representation in municipal courts unless the accused is at risk of incarceration

W. Va. Code §29-21-2(2). A “help desk” is also part of the division and is designed to assist attorneys with the preparation of vouchers.

The agency’s fifth division is the Public Defender Corporation Resource Center, which is dedicated to providing services to the administrators of, and attorneys within, the eighteen public defender corporations operating throughout the state. The Center is a recognition that not every public defender corporation can support or fund certain positions critical to the representation of a client. Also, the Center is a recognition that the corporations, while separate entities, must maintain uniform systems centralized within the agency in order to maximize the funding made available through legislative appropriation. Accordingly, the Center houses a criminal justice specialist, a juvenile resource specialist, an administrator, and a program assistant.

In addition to the agency’s divisions, the statutory framework for the agency includes two additional entities.

Indigent Defense Commission.

The first is the Indigent Defense Commission. Specifically,

- (a) There is hereby established the Indigent Defense Commission to provide assistance to Public Defender Services with regard to the general policies and procedures of the agency, including, but not limited to, the opening, closing or merging of public defender offices throughout the state and the establishment of performance measures for the qualitative review of indigent defense.
- (b) In order to demonstrate a collaborative approach to solving criminal justice problems, the commission shall consist of the Executive Director of Public Defender Services, who shall serve as chair, and the following members appointed by the Governor:

- (1) One former or retired circuit judge;
 - (2) Three lawyers, one from each congressional district, who have significant experience in the defense of criminal cases or have demonstrated a strong commitment to quality representation of indigent defendants;
 - (3) One current chief public defender; [...],
 - (4) One nonlawyer with a demonstrated commitment to providing legal services to the indigent;
 - (5) One person who is a member of an organization that advocates on behalf of people with mental illness and developmental disabilities; and
 - (6) One attorney with significant experience in the defense of juvenile delinquency and abuse and neglect cases.
- (c) The commission shall meet at the times and places specified by the call of the chair: Provided, That the commission shall meet no less than four times each year. Members shall serve without compensation but may receive reimbursement of actual and necessary expenses for each day or portion thereof engaged in this discharge of official duties in a manner consistent with the guidelines of the Travel Management Office of the Department of Administration.
- ...
- (f) The commission has the following powers and duties:
- (1) To develop standards regarding the qualifications and training for public defenders, assistant public defenders and staff;
 - (2) To explore opportunities related to the training of appointed panel attorneys;
 - (3) To evaluate, on an annual basis, the compensation and caseloads of public defenders and appointed panel attorneys;
 - (4) To develop standards for providing and compensating expert witnesses, investigators and other persons who provide services related to legal representation under this article;

- (5) To study, monitor and evaluate existing standards for determining eligibility for legal representation under section sixteen of this article;
- (6) To study the feasibility and need of creating additional public defender corporations, the activation of public defender corporations and the formation of multicircuit or regional public defender corporations in accordance with the provisions of section eight of this article;
- (7) To study the potential for the dissolution of public defender corporations;
- (8) To study, monitor, evaluate and make recommendations regarding the training, experience and background necessary for a public defender or panel attorney to competently represent indigent defendants in capital cases; and
- (9) To monitor and make recommendations regarding the following activities of the board of directors of each public defender corporation receiving funding pursuant to this article:
 - (A) The appointment of the public defender and any assistant public defenders pursuant to subdivision (1), subsection (c), section fifteen of this article;
 - (B) The fixing of professional and clerical salaries pursuant to subdivision (2), subsection (c), section fifteen of this article; and
 - (C) The removal of any public defender, assistant public defender or other employee for misfeasance, malfeasance or nonfeasance pursuant to subdivision (3), subsection (c), section fifteen of this article.

W. Va. Code §29-21-3b.

Public Defender Corporations.

The second entity is the public defender corporation, which, if active within a judicial circuit, is “to provide legal representation ... in accordance with the provisions” of the governing statute. W. Va. Code §29-21-8(a)(2).

For each public defender corporation, a board of directors is appointed. The chairperson of the board is appointed by the governor. One to two members for each county in the judicial circuit are appointed by the county commission. One to two additional members are appointed by each county bar association within the judicial circuit. The board selects a “chief” public defender who is then responsible for the delivery of legal services by the corporation. Unless inconsistent with the governing statute, the provisions of the state’s nonprofit corporate laws govern the public defender corporations.

WEST VIRGINIA PUBLIC DEFENDER SERVICES
SUMMARY OF APPROPRIATIONS, EXPENDITURES, AND FUND BALANCES BY ACTIVITY FOR THE FUND 0226-2019-0221
FOR THE PERIOD JULY 1, 2018 - JUNE 30, 2019 (as of July 31, 2019)

	00100	09900	13000	35200	78800	91300	TOTAL
TOTAL APPROPRIATIONS							
2019 APPROPRIATIONS	\$ 1,367,785.00	\$ 314,700.00	\$ 12,740.00	\$ 19,066,999.00	\$ 10,725,115.00	\$ 10,575.00	\$ 31,497,914.00
SUPP APPROP (rec 3/01/2019)					\$ 15,298,000.00		\$ 15,298,000.00
TOTAL FUND APPROPRIATIONS	\$ 1,367,785.00	\$ 314,700.00	\$ 12,740.00	\$ 19,066,999.00	\$ 26,023,115.00	\$ 10,575.00	\$ 46,870,218.01
REAPPROPRIATIONS					\$ 74,304.01		\$ 74,304.01
BUDGET TRANSFER 3500 to 7800			\$ (138,000.00)		138,000.00		

EXPENDITURES							
PERSONAL SERVICES & BENEFITS							
1200 Personal Services	\$ 873,991.34	\$ -	\$ -	\$ 132,477.65	\$ -	\$ -	\$ 1,006,468.99
1201 Temporary	\$ 11,000.55	\$ -	\$ -	\$ -	\$ -	\$ -	\$ 11,000.55
1203 Overtime	\$ 893.41	\$ -	\$ -	\$ -	\$ -	\$ -	\$ 893.41
1206 Annual Increment	\$ 15,369.47	\$ -	\$ -	\$ 463.48	\$ -	\$ -	\$ 15,832.95
2200 PEIA Fees	\$ 1,050.00	\$ -	\$ -	\$ -	\$ -	\$ -	\$ 1,050.00
2201 Personnel Fees	\$ 4,860.00	\$ -	\$ -	\$ -	\$ -	\$ -	\$ 4,860.00
2202 FICA	\$ 65,577.27	\$ -	\$ -	\$ 9,591.53	\$ -	\$ -	\$ 75,168.80
2203 Public Empl Insurance	\$ 96,838.30	\$ -	\$ -	\$ 9,952.35	\$ -	\$ -	\$ 106,790.65
2205 Workers Comp	\$ 235.86	\$ -	\$ -	\$ -	\$ -	\$ -	\$ 235.86
2206 Unemployment Compensation	\$ -	\$ -	\$ -	\$ -	\$ -	\$ -	\$ -
2207 Pension & Retirement	\$ 88,228.60	\$ -	\$ -	\$ 12,969.86	\$ -	\$ -	\$ 101,198.46
2208 PEIA-OPEB Contribution	\$ 37,798.90	\$ -	\$ -	\$ 3,435.75	\$ -	\$ -	\$ 41,234.65
TOTAL PERSONAL SERV & BENEFITS	\$ 1,195,843.70	\$ -	\$ -	\$ 168,890.62	\$ -	\$ -	\$ 1,364,734.32

UNCLASSIFIED EXPENSES																	
3200	Office Expense	\$	-	\$	20,093.70	\$	-	\$	2,122.67	\$	-	\$	-	\$	-	\$	22,216.37
3201	Printing & Binding	\$	-	\$	-	\$	-	\$	-	\$	-	\$	-	\$	-	\$	-
3202	Rental Expense	\$	-	\$	79,712.44	\$	11,164.56	\$	54,925.20	\$	-	\$	-	\$	-	\$	145,802.20
3204	Telecommunications	\$	-	\$	1,280.53	\$	-	\$	704.75	\$	-	\$	-	\$	-	\$	1,985.28
3205	Internet Service	\$	-	\$	-	\$	-	\$	1,687.97	\$	-	\$	-	\$	-	\$	1,687.97
3206	Contractual & Professional	\$	-	\$	11,736.22	\$	-	\$	18,502,493.28	\$	307,507.13	\$	-	\$	-	\$	18,821,736.63
3207	Professional Services	\$	-	\$	8,181.13	\$	-	\$	72,652.15	\$	-	\$	-	\$	-	\$	80,833.28
3208	Consultants and Consulting Fees	\$	-	\$	360.00	\$	-	\$	-	\$	-	\$	-	\$	-	\$	360.00
3211	Travel Employee	\$	-	\$	4,490.25	\$	-	\$	4,426.97	\$	-	\$	-	\$	-	\$	8,917.22
3213	Computer Services Internal	\$	-	\$	56,236.53	\$	-	\$	89,173.45	\$	-	\$	-	\$	-	\$	145,409.98
3214	Computer Services External	\$	-	\$	1,983.12	\$	-	\$	40,343.66	\$	-	\$	-	\$	-	\$	42,326.78
3216	Vehicle Rental	\$	-	\$	2,055.80	\$	-	\$	1,077.70	\$	-	\$	-	\$	-	\$	3,133.50
3217	Rental(Machine & Misc)	\$	-	\$	4,672.00	\$	-	\$	-	\$	-	\$	-	\$	-	\$	4,672.00
3218	Assoc Dues & Prof Memberships	\$	-	\$	2,250.00	\$	-	\$	534.00	\$	-	\$	-	\$	-	\$	2,784.00
3219	Fire, Auto, Bond & Other Insurance	\$	-	\$	5,450.00	\$	-	\$	-	\$	-	\$	-	\$	9,594.00	\$	15,044.00
3220	Food Products	\$	-	\$	519.23	\$	-	\$	-	\$	-	\$	-	\$	-	\$	519.23
3222	Supplies Household	\$	-	\$	-	\$	-	\$	-	\$	-	\$	-	\$	-	\$	-
3224	Advertising & Promotion	\$	-	\$	175.51	\$	-	\$	-	\$	-	\$	-	\$	-	\$	175.51
3229	Routine Mtce Contracts/Warranties	\$	-	\$	2,340.39	\$	-	\$	-	\$	-	\$	-	\$	-	\$	2,340.39
3232	Cellular Charges	\$	-	\$	-	\$	-	\$	-	\$	-	\$	-	\$	-	\$	-
3233	Hospitality	\$	-	\$	1,426.44	\$	-	\$	889.43	\$	-	\$	-	\$	-	\$	2,315.87
3235	Energy Expense - Vehicle/Aircraft	\$	-	\$	-	\$	-	\$	-	\$	-	\$	-	\$	-	\$	-
3241	Miscellaneous	\$	-	\$	779.97	\$	-	\$	-	\$	-	\$	-	\$	-	\$	779.97
3242	Training & Development-In	\$	-	\$	205.00	\$	-	\$	664.15	\$	-	\$	-	\$	-	\$	869.15
3243	Training & Development-Out	\$	-	\$	460.00	\$	-	\$	700.00	\$	-	\$	-	\$	-	\$	1,160.00
3244	Postal	\$	-	\$	12,087.59	\$	-	\$	-	\$	-	\$	-	\$	-	\$	12,087.59
3245	Freight	\$	-	\$	315.23	\$	-	\$	16.64	\$	-	\$	-	\$	-	\$	331.87
3246	Supplies-Computer	\$	-	\$	572.00	\$	-	\$	18.80	\$	-	\$	-	\$	-	\$	590.80
3247	Software Licenses	\$	-	\$	-	\$	-	\$	1,309.92	\$	-	\$	-	\$	-	\$	1,309.92
3248	Computer Equipment	\$	-	\$	5,927.90	\$	-	\$	398.00	\$	-	\$	-	\$	-	\$	6,325.90
3249	Office EquipmentCurrent Exp	\$	-	\$	-	\$	-	\$	-	\$	-	\$	-	\$	-	\$	-
3250	Attorney Legal Service Payments	\$	-	\$	-	\$	-	\$	-	\$	23,863,914.31	\$	-	\$	-	\$	23,863,914.31
3251	Attorney Reimbursable Expense	\$	-	\$	-	\$	-	\$	-	\$	1,697,997.25	\$	-	\$	-	\$	1,697,997.25
3252	Miscellaneous Equipment Purchases	\$	-	\$	1,738.75	\$	-	\$	32,184.59	\$	-	\$	-	\$	-	\$	33,923.34
3254	Payment of Taxes	\$	-	\$	-	\$	-	\$	26.60	\$	-	\$	-	\$	-	\$	26.60
3267	Other Interest & Penalties	\$	-	\$	-	\$	-	\$	-	\$	37.94	\$	-	\$	-	\$	37.94
3272	PEIA Reserve Transfer	\$	-	\$	10,771.00	\$	-	\$	-	\$	-	\$	-	\$	-	\$	10,771.00
3293	Medical Service Payments	\$	-	\$	-	\$	-	\$	-	\$	217,496.37	\$	-	\$	-	\$	217,496.37

	00100	09900	13000	35200	78800	91300	TOTAL
3324 State Treasurer's Office Fees	\$ -	\$ 195.00	\$ -	\$ -	\$ -	\$ -	\$ 195.00
5208 Books & Periodicals	\$ -	\$ 3,802.36	\$ -	\$ 7,363.30	\$ -	\$ -	\$ 11,165.66
6100 Books & Periodicals	\$ -	\$ -	\$ -	\$ -	\$ -	\$ -	\$ -
6106 Routine Maint of Grounds	\$ -	\$ -	\$ -	\$ -	\$ -	\$ -	\$ -
7401 Building Improvement	\$ -	\$ -	\$ -	\$ -	\$ -	\$ -	\$ -
7403 Leasehold Improvements	\$ -	\$ 100.00	\$ -	\$ -	\$ -	\$ -	\$ 100.00
8203 Computer Software	\$ -	\$ -	\$ -	\$ -	\$ -	\$ -	\$ -
TOTAL UNCLASSIFIED EXPENSES	\$ -	\$ 239,918.09	\$ 11,164.56	\$ 18,813,713.23	\$ 26,086,953.00	\$ 9,594.00	\$ 45,161,342.88
TOTAL FUND EXPENDITURES	\$ 1,195,843.70	\$ 239,918.09	\$ 11,164.56	\$ 18,982,603.85	\$ 26,086,953.00	\$ 9,594.00	\$ 46,526,077.20
2019 ENDING FUND BALANCE	\$ 171,941.30	\$ 74,781.91	\$ 1,575.44	\$ 84,395.15	\$ 74,162.00	\$ 981.00	\$ 407,836.80

[Page intentionally left blank]

Division Reports



Lori James-Townes presents "The Story That Was Never Told" at the 2019 Indigent Defense Conference

Voucher Processing

Public Defender Corporations

Public Defender Corporation Research Center (PDCRC)

Criminal Law Research Center

Appellate Advocacy Division

Indigent Defense Commission

DIVISION REPORTS

AUDITING AND ACCOUNTING DIVISION: VOUCHER PROCESSING

FY 2019: Public Defender Services Vouchers Paid July 1, 2018 through June 30, 2019

	Dollar Amount Paid	Number of Vouchers
July 2018	\$ 2,374,435.65	3,549
August 2018	\$ 4,632,288.21	6,997
September 2018	\$ 1,513,808.26	2,250
October 2018	\$ 1,851,479.47	2,916
November 2018	\$ 1,287,050.41	2,111
December 2018	\$ 974,588.32	1,346
January 2019	\$ 1,909,780.96	2,943
February 2019	\$ 634,743.82	882
March 2019	\$ 3,760,284.05	5,490
April 2019	\$ 2,081,029.62	3,221
May 2019	\$ 2,940,798.19	4,725
June 2019	\$ 4,264,999.96	6,736
TOTAL¹	\$ 28,225,286.92	43,166



PDS celebrates Halloween

¹ This total reflects expenditures only and differs from other reports because it does not exclude reissued payments or deposits.

AUDITING AND ACCOUNTING DIVISION: PUBLIC DEFENDER CORPORATIONS

For FY 2019, there were eighteen public defender corporations serving nineteen judicial circuits (see subsequent table below). Although Public Defender Services establishes strategic objectives for the delivery of legal services to indigents in eligible proceedings, public defender corporations are not subordinate divisions of this agency. In essence, employees of the public defender corporations are neither employees of Public Defender Services nor employees of the State of West Virginia but are employees of a specific non-profit organization governed by a board of directors appointed by the Governor, local bar associations, and county commissions.

Summary of Activated Public Defender Corporations See W.Va. Code § 29-21-8

Circuit	Fiscal Year	Office Locations
1 st	1990	Wheeling & Weirton
2 nd	Before 1991	Moundsville
4 th	2015	Parkersburg
5 th	1996	Ripley & Spencer
6 th & 24 th	1995	Huntington & Wayne
7 th	1991	Logan
8 th	1990	Welch
9 th	1991	Princeton
10 th	Before 1991	Beckley
11 th	2000	Lewisburg & Marlinton
12 th	1990	Fayetteville
13 th	1990	Charleston
15 th	1994	Clarksburg
18 th	2001	Kingwood
23 rd	Before 1991	Martinsburg & Charles Town
25 th	2000	Madison & Hamlin
28 th	Before 1991	Summersville
30 th	1990	Williamson

For FY 2019, Public Defender Services provided \$18,932,603.85 in funding to and on behalf of the Public Defender Corporations. In return, the Public Defender Corporations reported 259,816.10 attorney hours and 35,696 closed cases. This represents approximately \$73.06 per hour and \$531.79 per closed case. However, upon reducing the attorney time by the 66,765.10 hours reported as administrative time, the cost per hour increases to \$98.33² with no effect to the overall cost per case.

² This includes hours reported as drug court time (1,386.20), the cost per hour increases to \$99.04 when drug court time is removed.

PUBLIC DEFENDER CORPORATION RESOURCE CENTER

Public Defender Services (PDS) developed the Public Defender Corporation Resource Center (PDCRC) to serve public defender corporations across the state by utilizing specialists to assist attorneys in criminal defense advocacy. In addition to the resources and services available from the Appellate Advocacy Division, the following resources are available to attorneys and staff members of the Public Defender Corporations (PDCs): Mitigation and Alternative Sentencing Resources, Juvenile Resources, and Administrative, Personnel, & Technology Assistance and/or Consultation.

WHO WE ARE

Stephanne Thornton, our Criminal Justice specialist, is a licensed and clinically trained social worker and addictions counselor, as well as a Certified Clinical Trauma Professional and a Certified Sexual Offender Treatment Provider. She works with public defenders to help identify client issues, determine treatment options, create mitigation themes, recommend alternatives to incarceration, seek experts for assessment and testimony, interpret client treatment records, analyze relevant scientific research, and serve as a liaison to community programs serving the criminal offender population.

In addition to mitigation and sentencing advocacy, Stephanne explores external grant and private funding opportunities on behalf of public defender offices to fulfill their mission of zealous advocacy, particularly through sentencing advocacy.

Jessica Hudnall, our PDCRC Coordinator, reviews the PDC monthly financial reports, maintains the PDC employment roster records, and coordinates access to electronic resources, such as the case management system and the online legal research service. Jessica is the primary liaison between PDS and the PDCs, assists with the annual conference, and serves on the PDS Social Committee.

Jonathan Friley, the PDC Administrator, is responsible for the overall health of the PDC system by ensuring compliance with funding contract conditions. In addition to his fiscal duties, Jonathan utilizes his leadership background, strong technology skills, and law degree to assist the PDCs with policy/procedure development and review, board engagement, employee and management training/coaching, leadership development, creation of best practices, and other administrative and personnel related matters.

ACTIVITIES

Fiscal Year 2019 was an eventful year for the PDCRC. We continued our PDC tour, visiting seven offices. We met with the attorneys and support staff to learn about the local nuances unique to that specific office, including any challenges they face, and whether those stem from external practice issues or internal factors such as resources and location.

We are particularly proud we revived and reimaged the Core Staff (non-attorney) track to our annual conference. Led by the PDCRC and Sarah Saul from the Appellate Advocacy Division, nearly fifty Core Staff participated in multiple sessions covering leadership, resilience, and influence. Lida Shepherd facilitated *Client Experiences*, part of the Criminal Justice Listening

Project. In this session, several individuals who had previous contact with the system discussed their experiences, circumstances, and subsequent challenges, followed by a discussion with the Core Staff on what public defender offices can do to better serve clients and assist with reentry.

We also attended several local and national conferences. Stephanie attended the West Virginia Association of Alcoholism and Drug Abuse Counselors (WVAADC) conference and a meeting of the Morgantown Mental Well Being subcommittee, both held in Morgantown. She also attended the Court Improvement Program training in Charleston, and, through the Danya Institute, became a motivational interviewing trainer which she plans to apply to training legal practitioners in work with their clients in the future. Stephanie also had the privilege of presenting at the National Association for Public Defense (NAPD) “*We the Defenders!* Investigator, Social Worker, and Sentencing Advocate Conference” in Indianapolis and Biloxi, and presented at the National Association of Social Workers’ (WV Chapter) Spring Continuing Education Conference in Charleston.

Jonathan attended the AlignHR conference in Morgantown, as well as NAPD’s Executive Leadership Institute (ELI) in Frankfort, KY. ELI brings together approximately 150 other public defense leaders from around the country to tackle various issues we face and improve our leadership skills.

AVAILABLE RESOURCES & DIRECT ASSISTANCE

Indigent defense is an often-thankless profession that is filled with long hours and very limited resources. Although our funding structure limits the PDCRC’s direct assistance³ to Public Defender Corporations, we recognize the limitations practitioners face and make resources available to the greater-legal community whenever possible. **Many of the resources the agency creates to support zealous advocacy and holistic representation of indigent criminal defendants are available on our website or on our blog⁴.**

³ For a more comprehensive list of resources, see our brochure at <https://pds.wv.gov/Documents/PDCRC%20Outreach%20Brochure.pdf>

⁴ <https://pds.wv.blog/>

CRIMINAL LAW RESEARCH CENTER

➤ *Public Defender Services—2019 Annual Conference*

Marriot at Waterfront Place, Morgantown, WV

June 20 & 21, 2019

The Criminal Law Research Center organized the agency's annual conference, to which public defenders and private counsel engaged in criminal defense were invited.

The topics included:

- *Opening Remarks*, Dana Eddy, Executive Director, Public Defender Services (*with Core Staff*)
- *Voir Dire*, Deja Vishny, Adjunct Professor, Marquette Law School; Faculty at the National Criminal Defense College; author of *Suppressing Criminal Evidence*.
- *Everyday Tech-Used Against Criminal Defense*, Spencer McInville, Digital Forensic Examiner, Envista Forensics (*with Core Staff*)
- *The Story That Was Never Told*, Lori-James Townes, President, Expand-Now, LLC; former Director of Social Work, Leadership, and Program Development, Maryland Office of the Public Defender
- *The Judicial & Lawyers Assistance Program (J-LAP)*, Honorable Beth Walker, Chief Justice, West Virginia Supreme Court of Appeals, *Keynote Speaker* (*with Core Staff*)
- *Stress Management for Lawyers*, Tina Jernigan, Assistant Dean for Student Life, West Virginia University College of Law (*with Core Staff*)
- *Constitutionalizing Your Issues*, Matthew Brummond, Appellate Attorney, Public Defender Services
- *When Grandpa is Facing 10-20: Competency to Stand Trial/Criminal Responsibility in Older Adults*, Dr. Timothy Saar, SAAR Psychological Group, PLLC
- *West Virginia Police Crime Lab Drug Analysis Demonstrations*, Carrie Kirkpatrick, Drug Identification Analysis, West Virginia State Police Forensic Laboratory (*with Core Staff*)

In addition to the joint sessions, more than fifty Core Staff joined us for the following topics:

- *Silo Buster: Partnering with Other PD Offices*, Stephanie Thornton (Criminal Justice Specialist), Jessica Hudnall (PDCRC Coordinator), Sarah Saul (Paralegal, Appellate Advocacy Division), and Jonathan Friley (PDC Administrator), Public Defender Services
- *Building Reputation*, Leigh Chaney, MSIR, PHR, Director, CAMC University
- *Client Experiences: The Criminal Justice Listening Project*, Lida Shepherd, American Friends Service Committee

Award Recipients

- *Fourth Annual John A. “Jack” Rogers Award for Outstanding Leadership in Public Service*,
 - Honorable William S. Thompson, Circuit Court Judge, Boone County
- *Fourth Annual Award for Outstanding Scholarship in Criminal Law*
 - The West Virginia Innocence Project
- ***New Award: Public Defense GUILD Award (Guidance, Uprising, Innovation, Leadership, and Dedication)***
 - Dominique Kirl (Dye), Treatment Coordinator, Public Defender Corp for the 4th Judicial Circuit

One hundred ninety-eight (198) attorneys attended these conferences. Attendees earned up to 10.8 credits of continuing legal education, including 2.4 hours of ethics/office management.

The Criminal Law Research Center continues to maintain a library of material that is available to practitioners throughout the state. The material is listed on the agency’s website at www.pds.wv.org.

APPELLATE ADVOCACY DIVISION

“The right of an accused in a criminal trial to due process is in essence, the right to a fair opportunity to defend against the State’s accusations.” *Chambers v. Mississippi*, 410 U.S. 284, 294, 93 S. Ct. 1038, 1045 (1973). The Appellate Advocacy Division strives to protect this right and to ensure that West Virginia conducts its criminal trials in accordance with the rule of law rather than compromising justice in light of the citizen-defendants’ perceived opprobrium.

The Appellate Advocacy Division’s primary task is to pursue appeals on behalf of indigent criminal defendants throughout the state who stand convicted of serious crimes resulting in lengthy prison sentences. The Appellate Advocacy Division prefers complex cases or cases presenting issues of first impression so that in addition to protecting each individual client’s rights, the law in general can advance in a positive direction.

A noteworthy affirmation of a citizen’s right against unreasonable search and seizure in West Virginia resulted from a case Matthew Brummond presented before the Supreme Court of Appeals of West Virginia. **The question the Court decided was whether a warrant issued to search a residence authorized officers to search “all persons” present, including, the petitioner who was only a guest.** Matthew argued the search of petitioner was an illegal warrantless search. He further asserted that the circuit court erred by denying trial counsel’s motion to suppress the evidence recovered from petitioner’s person.

The Supreme Court agreed with Matthew, reversing petitioner’s conviction. The Supreme Court held that mere presence in a home where drugs were discovered did not result in probable cause to search petitioner. The Court further held that a warrant to search a residence did not grant authority to search the petitioner who happened to be present at the time the warrant was served. *State v. Barefield*, 240 W.Va. 587, 814 S.E.2d 250 (2018).

The Appellate Advocacy Division believes that trial and appellate lawyers can develop a united front in the defense of the indigent citizens of our state. In an effort to implement this team approach, the division assists attorneys throughout the State by answering attorney assistance calls and participating in continuing legal education programs offered by the Criminal Law Research Center.

The Appellate Advocacy Division welcomes any practicing criminal defense lawyer within the state to call with legal questions they may have, regarding a court appointed case. The assigned appellate attorney will research any issue and provide prompt feedback. The Appellate Advocacy Division offers other services, as well. The attorneys will brainstorm issues in a case, review discovery and offer suggestions or host a moot court in person or via phone conference.

The Appellate Advocacy Division is dedicated to vigorous representation of every client during both the trial and the appellate phase. Our ultimate goal is to help ensure that every indigent citizen charged with a crime enjoys all the constitutional rights and protections guaranteed under the constitutions of both the United States and West Virginia.

INDIGENT DEFENSE COMMISSION

In calendar year 2019, the Indigent Defense Commission was comprised of the following members:

Dana F. Eddy, serving as the chair by virtue of his position as the Executive Director of Public Defender Services; **Honorable John L. Cummings**, Senior Status Judge from Milton; **Lonnie C. Simmons**, a criminal defense attorney for the 2nd Congressional District and Chair of the Public Defender Corporation for the 13th Judicial Circuit, from Charleston; **Teresa McCune**, a criminal defense attorney from the 3rd Congressional District and Chief Defender for the 30th Judicial Circuit, from Williamson; **Joshua Edwards**, Chief Public Defender for the 11th Judicial Circuit, from Lewisburg; **Lawrence P. Shao**, a non-attorney and former Professor of Finance at Marshall University, from Huntington; **Karen B. Yost**, President and Chief Executive Officer of Pretera Center for Mental Health Services, Inc., from Huntington; and **Jane Moran**, an attorney with significant experience in the defense of Juvenile delinquency and abuse and neglect cases, from Williamson. **Valena E. Beatty**, an attorney from Morgantown in the 1st Congressional District, and WVU College of Law Professor and Chair of the WV Innocence Project, served until April 3, 2019.

The Commission met on September 12, 2018. Stephanie Thornton, Criminal Justice Specialist for PDS, showed an NBC film clip of the Boone County Drug Court, including comments by Judge William Thompson. She discussed efforts to create a network of 6 Recovery Coaches who would work within the 18 existing Public Defender Corporations (PDCs) to provide services throughout the state. Mr. Eddy discussed legislation to establish a Habeas Division within PDS that he planned to submit to the Governor's office for approval. Crystal Walden, Director of the Appellate Advocacy Division and Director of the Criminal Law Research Center, discussed the partnership between PDS and West Virginia University (WVU) to create a certification program for panel attorneys. Don Stennett, General Counsel for PDS, discussed resources available on the PDS website, including Jury Instructions and Motions which can be downloaded into Microsoft word documents. Mr. Eddy gave an overview of the meeting of the West Virginia Advisory Committee of the U.S. Commission on Civil Rights held at the Capitol on July 19, 2018. He and other staff members of PDS attended and participated on panels during the hearing, which was dedicated to Collateral Consequences of a Felony Records in WV – Access to Employment, Housing, Occupational Licenses, and Public Benefits.

The Commission met by conference call on January 9, 2019. Brenda Thompson, General Counsel, reported that a bill transferring initial voucher approval from judges to PDS, authorizing PDS to contract for noncriminal services such as mental hygiene or abuse and neglect, establishing record-keeping requirements for appointed counsel, and increasing the rates of compensation for panel attorneys had been considered by the legislature for the past four years, and would be considered in the upcoming legislative session, with support of the Senate Judiciary Committee and the Criminal Law Section of the Association for Justice. Mr. Eddy reported that he is seeking funding for recovery coaches in six Public Defender Corporations

(PDCs) across the state and discussed the justification for the funding. He reported that the Office of Disciplinary Counsel (ODC) continues to pursue attorneys who overbill the state. PDS staff continue to devote significant amount of time to respond to requests and subpoenas.

The Commission met again on April 23, 2019. At that meeting, Chief Defenders from the Public Defender Corporations (PDCs) or their proxies reported on their costs per case and the challenges they face in their jurisdictions. Ms. Thompson discussed legislation enacted during the 2019 legislative session related to criminal law and the treatment of criminal defendants at various points of contact with the criminal justice system.



Newly selected Department of Administration Cabinet Secretary Allan McVey addresses attendees at the 2019 Indigent Defense Conference

Appendix A

Appointed Counsel Statistics



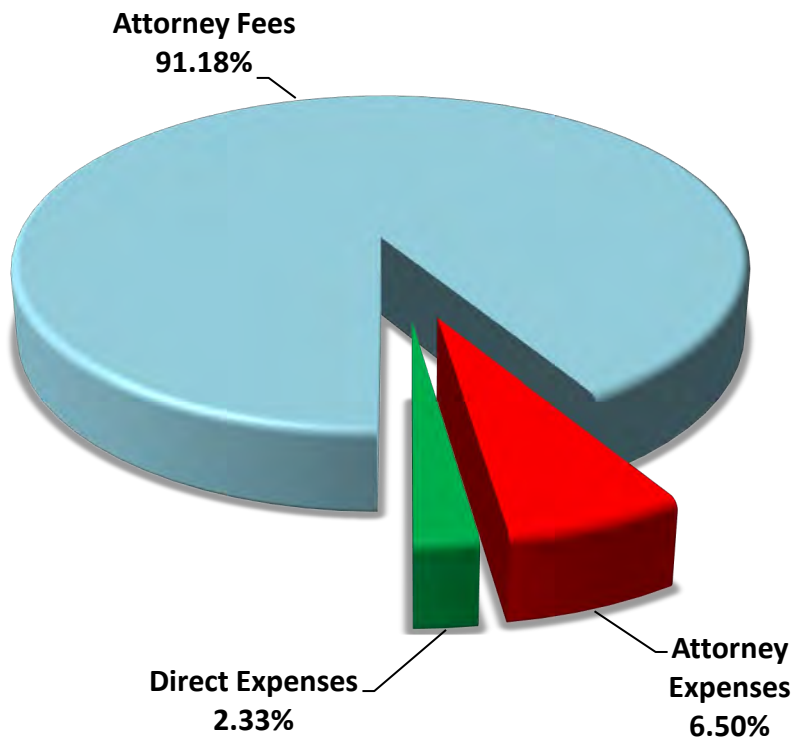
Sec. John Myers, Department of Administration Cabinet Secretary, presents Sheila Coughlin with a certificate recognizing her 35 years of service to the State.

Photo courtesy of WV Dept. of Administration

- Summary of Claims Paid
- Claims Paid by Case Type (Without Supplemental or Direct Expenses)
- Fees Paid by Case Type
- Expenses Paid by Case Type (including Direct Expenses)
- Direct Expense Claims Paid by Case Type
- Expenses Paid by Category
- Hours Paid by Case Type
- Time Paid In Court / Out of Court
- Average Costs by Case Type Without Supplemental or Direct Expenses
- Average Per Charge

**PUBLIC DEFENDER SERVICES
SUMMARY OF APPOINTED COUNSEL CLAIMS PAID**

Attorney Fees	\$25,909,169.14
Attorney Expenses	\$1,846,618.01
Direct Expenses	\$660,923.83
Total Claims Paid	\$28,416,710.98



**PUBLIC DEFENDER SERVICES
SUMMARY REPORT FOR APPOINTED COUNSEL
ATTORNEY HOURS, FEES, AND EXPENSES**

Circuit County	Attorney Hours	Attorney Fees (\$)	Attorney Expenses (\$)	Direct Expenses (\$)	Total Expenses (\$)	Total Fees & Expenses (\$)
01 Circuit						
BROOKE	7,507.60	355,804.00	26,554.83	2,000.00	28,554.83	384,358.83
HANCOCK	8,416.40	395,744.00	25,766.19	-	25,766.19	421,510.19
OHIO	16,672.50	780,166.50	55,090.60	5,773.44	60,864.04	841,030.54
Total	32,596.50	1,531,714.50	107,411.62	7,773.44	115,185.06	1,646,899.56
02 Circuit						
MARSHALL	4,728.80	224,554.00	13,529.11	925.00	14,454.11	239,008.11
TYLER	1,531.90	72,747.50	9,659.80	-	9,659.80	82,407.30
WETZEL	3,449.30	163,816.50	17,805.41	1,264.89	19,070.30	182,886.80
Total	9,710.00	461,118.00	40,994.32	2,189.89	43,184.21	504,302.21
03 Circuit						
DODDRIDGE	3,319.40	157,685.00	23,803.95	19,560.06	43,364.01	201,049.01
PLEASANTS	2,795.20	133,184.00	13,791.86	8,148.41	21,940.27	155,124.27
RITCHIE	3,803.10	181,807.50	20,935.98	9,406.44	30,342.42	212,149.92
Total	9,917.70	472,676.50	58,531.79	37,114.91	95,646.70	568,323.20
04 Circuit						
WIRT	845.60	40,990.00	4,175.37	-	4,175.37	45,165.37
WOOD	17,563.00	843,275.13	54,860.50	20,595.41	75,455.91	918,731.04
Total	18,408.60	884,265.13	59,035.87	20,595.41	79,631.28	963,896.41
05 Circuit						
CALHOUN	2,736.40	133,680.00	15,738.94	6,411.02	22,149.96	155,829.96
JACKSON	9,100.80	446,880.00	53,568.58	10,304.53	63,873.11	510,753.11
MASON	7,130.10	344,498.50	35,661.43	2,498.65	38,160.08	382,658.58
ROANE	6,479.20	311,960.00	42,082.28	1,372.94	43,455.22	355,415.22
Total	25,446.50	1,237,018.50	147,051.23	20,587.14	167,638.37	1,404,656.87
06 Circuit						
CABELL	24,789.20	1,248,824.10	46,991.13	45,414.02	92,405.15	1,341,229.25
Total	24,789.20	1,248,824.10	46,991.13	45,414.02	92,405.15	1,341,229.25
07 Circuit						
LOGAN	11,892.17	571,867.81	44,752.13	675.70	45,427.83	617,295.64
Total	11,892.17	571,867.81	44,752.13	675.70	45,427.83	617,295.64
08 Circuit						
MCDOWELL	8,358.30	398,047.50	33,567.89	18,758.10	52,325.99	450,373.49
Total	8,358.30	398,047.50	33,567.89	18,758.10	52,325.99	450,373.49
09 Circuit						
MERCER	30,628.60	1,465,299.00	114,626.26	67,697.13	182,323.39	1,647,622.39
Total	30,628.60	1,465,299.00	114,626.26	67,697.13	182,323.39	1,647,622.39
10 Circuit						
RALEIGH	20,370.60	979,199.00	72,731.96	7,883.94	80,615.90	1,059,814.90
Total	20,370.60	979,199.00	72,731.96	7,883.94	80,615.90	1,059,814.90
11 Circuit						
GREENBRIER	6,482.40	309,556.00	10,354.31	1,621.70	11,976.01	321,532.01
POCAHONTAS	2,007.30	96,446.50	9,677.49	642.95	10,320.44	106,766.94
Total	8,489.70	406,002.50	20,031.80	2,264.65	22,296.45	428,298.95
12 Circuit						
FAYETTE	7,952.80	380,538.00	23,129.33	-	23,129.33	403,667.33
Total	7,952.80	380,538.00	23,129.33	-	23,129.33	403,667.33

**PUBLIC DEFENDER SERVICES
SUMMARY REPORT FOR APPOINTED COUNSEL
ATTORNEY HOURS, FEES, AND EXPENSES**

Circuit County	Attorney Hours	Attorney Fees (\$)	Attorney Expenses (\$)	Direct Expenses (\$)	Total Expenses (\$)	Total Fees & Expenses (\$)
13 Circuit						
KANAWHA	45,751.60	2,228,304.58	70,947.37	48,966.66	119,914.03	2,348,218.61
Total	45,751.60	2,228,304.58	70,947.37	48,966.66	119,914.03	2,348,218.61
14 Circuit						
BRAXTON	10,554.10	513,854.50	72,712.01	1,251.25	73,963.26	587,817.76
CLAY	5,861.70	279,378.50	25,991.34	1,467.86	27,459.20	306,837.70
GILMER	4,326.10	207,552.50	37,634.96	850.00	38,484.96	246,037.46
WEBSTER	8,702.70	426,231.50	53,102.56	3,060.80	56,163.36	482,394.86
Total	29,444.60	1,427,017.00	189,440.87	6,629.91	196,070.78	1,623,087.78
15 Circuit						
HARRISON	13,940.70	669,501.78	42,331.58	5,172.32	47,503.90	717,005.68
Total	13,940.70	669,501.78	42,331.58	5,172.32	47,503.90	717,005.68
16 Circuit						
MARION	25,477.50	1,189,150.48	53,344.89	21,659.50	75,004.39	1,264,154.87
Total	25,477.50	1,189,150.48	53,344.89	21,659.50	75,004.39	1,264,154.87
17 Circuit						
MONONGALIA	28,969.40	1,371,121.37	66,495.26	19,824.37	86,319.63	1,457,441.00
Total	28,969.40	1,371,121.37	66,495.26	19,824.37	86,319.63	1,457,441.00
18 Circuit						
PRESTON	6,257.30	296,307.80	30,370.23	1,246.00	31,616.23	327,924.03
Total	6,257.30	296,307.80	30,370.23	1,246.00	31,616.23	327,924.03
19 Circuit						
BARBOUR	7,214.10	342,458.65	28,412.27	3,000.00	31,412.27	373,870.92
TAYLOR	7,882.00	376,510.00	27,847.50	-	27,847.50	404,357.50
Total	15,096.10	718,968.65	56,259.77	3,000.00	59,259.77	778,228.42
20 Circuit						
RANDOLPH	15,271.50	746,483.78	40,564.75	5,700.00	46,264.75	792,748.53
Total	15,271.50	746,483.78	40,564.75	5,700.00	46,264.75	792,748.53
21 Circuit						
GRANT	3,639.00	175,565.00	16,350.66	2,492.98	18,843.64	194,408.64
MINERAL	5,075.90	242,553.50	10,345.84	8,300.00	18,645.84	261,199.34
TUCKER	1,372.10	64,852.50	8,631.41	-	8,631.41	73,483.91
Total	10,087.00	482,971.00	35,327.91	10,792.98	46,120.89	529,091.89
22 Circuit						
HAMPSHIRE	8,586.40	418,532.09	30,351.97	10,425.00	40,776.97	459,309.06
HARDY	5,933.57	288,254.50	20,482.44	47,428.54	67,910.98	356,165.48
PENDLETON	1,276.50	62,132.50	9,313.86	-	9,313.86	71,446.36
Total	15,796.47	768,919.09	60,148.27	57,853.54	118,001.81	886,920.90
23 Circuit						
BERKELEY	19,816.60	960,257.00	48,361.75	78,471.33	126,833.08	1,087,090.08
JEFFERSON	8,678.10	416,259.57	31,137.82	56,220.24	87,358.06	503,617.63
MORGAN	3,835.30	184,736.50	16,258.59	33,869.99	50,128.58	234,865.08
Total	32,330.00	1,561,253.07	95,758.16	168,561.56	264,319.72	1,825,572.79
24 Circuit						
WAYNE	9,080.60	462,457.00	28,493.94	8,223.44	36,717.38	499,174.38
Total	9,080.60	462,457.00	28,493.94	8,223.44	36,717.38	499,174.38

**PUBLIC DEFENDER SERVICES
SUMMARY REPORT FOR APPOINTED COUNSEL
ATTORNEY HOURS, FEES, AND EXPENSES**

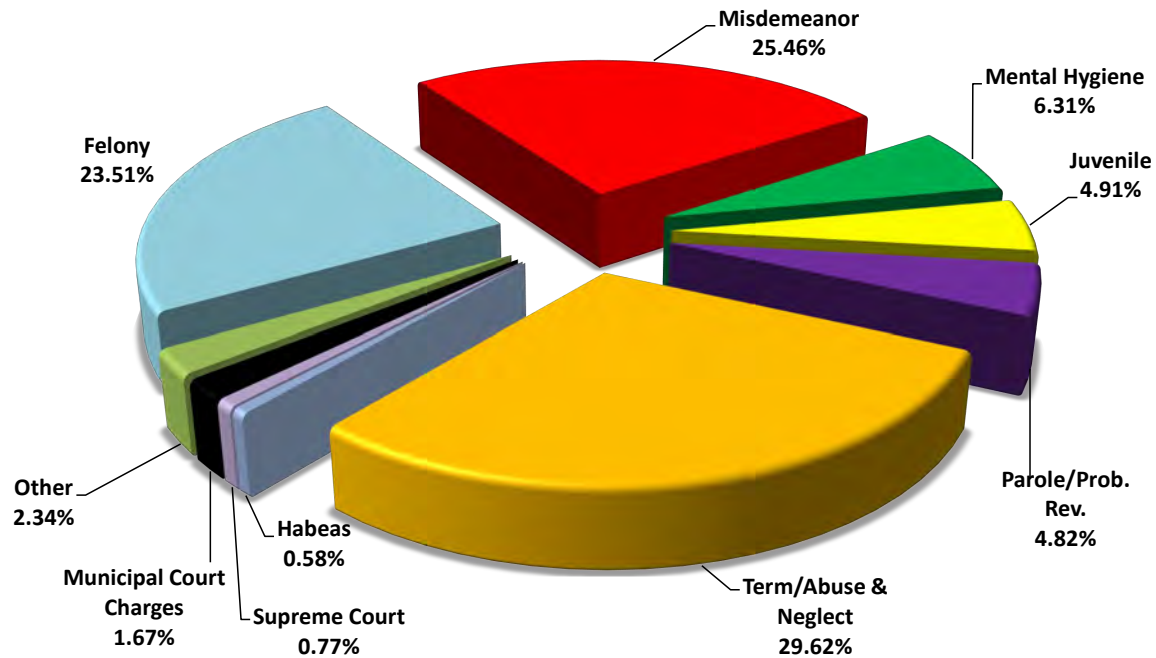
Circuit County	Attorney Hours	Attorney Fees (\$)	Attorney Expenses (\$)	Direct Expenses (\$)	Total Expenses (\$)	Total Fees & Expenses (\$)
25 Circuit						
BOONE	6,682.40	340,504.00	21,472.81	3,253.31	24,726.12	365,230.12
LINCOLN	10,524.80	518,614.00	29,708.63	1,101.58	30,810.21	549,424.21
Total	17,207.20	859,118.00	51,181.44	4,354.89	55,536.33	914,654.33
26 Circuit						
LEWIS	8,080.70	392,309.50	37,950.60	-	37,950.60	430,260.10
UPSHUR	4,859.60	238,724.00	14,347.81	-	14,347.81	253,071.81
Total	12,940.30	631,033.50	52,298.41	-	52,298.41	683,331.91
27 Circuit						
WYOMING	10,532.40	503,186.00	45,077.39	33,173.28	78,250.67	581,436.67
Total	10,532.40	503,186.00	45,077.39	33,173.28	78,250.67	581,436.67
28 Circuit						
NICHOLAS	10,763.10	511,137.50	57,596.82	1,875.75	59,472.57	570,610.07
Total	10,763.10	511,137.50	57,596.82	1,875.75	59,472.57	570,610.07
29 Circuit						
PUTNAM	18,255.10	878,587.50	72,920.88	29,959.53	102,880.41	981,467.91
Total	18,255.10	878,587.50	72,920.88	29,959.53	102,880.41	981,467.91
30 Circuit						
MINGO	7,861.00	377,947.00	7,640.66	1,761.50	9,402.16	387,349.16
Total	7,861.00	377,947.00	7,640.66	1,761.50	9,402.16	387,349.16
31 Circuit						
MONROE	1,446.20	69,761.00	7,360.66	-	7,360.66	77,121.66
SUMMERS	2,472.90	119,372.50	14,203.42	1,214.27	15,417.69	134,790.19
Total	3,919.10	189,133.50	21,564.08	1,214.27	22,778.35	211,911.85
State Total	537,541.64	25,909,169.14	1,846,618.01	660,923.83	2,507,541.84	28,416,710.98

**PUBLIC DEFENDER SERVICES
APPOINTED COUNSEL CLAIMS PAID BY CASE TYPE
WITHOUT DIRECT EXPENSES OR SUPPLEMENTALS**

Felony	8,645
Misdemeanor	9,361
Mental Hygiene	2,321
Juvenile	1,807
Parole/Prob. Rev.	1,771
Term/Abuse & Neglect	10,892
Habeas	215
Supreme Court	282
Municipal Court Charges	615
Other	860

Mag. Ct. Appeal, Mandamus/Prohibition,
Extradition, Contempt, Fugitive, Misc.

Total Claims Paid	36,769
--------------------------	---------------



**PUBLIC DEFENDER SERVICES
APPOINTED COUNSEL CLAIMS PAID BY CASE TYPE
WITHOUT DIRECT EXPENSES OR SUPPLEMENTALS**

Circuit County	Felony	Misd.	Mental Hygiene	Juvenile	Parole Prob. Rev.	Abuse & Neglect	Habeas	Sup. Ct.	Municipal Court	Other	Total Claims
01 Circuit											
BROOKE	74	66	3	11	8	93	1	-	-	3	259
HANCOCK	75	33	2	17	26	134	3	1	2	5	298
OHIO	139	73	248	6	9	256	7	10	-	1	749
Total	288	172	253	34	43	483	11	11	2	9	1,306
02 Circuit											
MARSHALL	80	99	132	8	38	53	5	2	-	4	421
TYLER	19	32	13	2	13	15	-	-	-	2	96
WETZEL	47	50	109	5	12	42	3	1	-	-	269
Total	146	181	254	15	63	110	8	3	-	6	786
03 Circuit											
DODDRIDGE	32	76	28	4	73	43	-	-	1	31	288
PLEASANTS	47	72	5	13	11	52	-	-	-	11	211
RITCHIE	57	127	7	8	11	45	-	1	-	7	263
Total	136	275	40	25	95	140	-	1	1	49	762
04 Circuit											
WIRT	6	4	3	2	-	26	-	-	-	-	41
WOOD	219	216	266	33	19	494	10	27	-	13	1,297
Total	225	220	269	35	19	520	10	27	-	13	1,338
05 Circuit											
CALHOUN	24	20	4	5	1	103	-	2	-	3	162
JACKSON	102	47	2	17	19	303	2	2	-	13	507
MASON	210	334	36	73	50	71	7	-	-	22	803
ROANE	76	46	7	22	19	159	9	6	-	8	352
Total	412	447	49	117	89	636	18	10	-	46	1,824
06 Circuit											
CABELL	442	108	716	69	115	697	19	24	-	21	2,211
Total	442	108	716	69	115	697	19	24	-	21	2,211
07 Circuit											
LOGAN	188	723	-	20	25	226	5	6	-	10	1,203
Total	188	723	-	20	25	226	5	6	-	10	1,203
08 Circuit											
MCDOWELL	103	81	11	21	2	169	8	2	-	4	401
Total	103	81	11	21	2	169	8	2	-	4	401
09 Circuit											
MERCER	465	184	34	161	66	644	3	11	27	50	1,645
Total	465	184	34	161	66	644	3	11	27	50	1,645
10 Circuit											
RALEIGH	183	182	5	21	46	589	3	10	-	5	1,044
Total	183	182	5	21	46	589	3	10	-	5	1,044

**PUBLIC DEFENDER SERVICES
APPOINTED COUNSEL CLAIMS PAID BY CASE TYPE
WITHOUT DIRECT EXPENSES OR SUPPLEMENTALS**

Circuit County	Felony	Misd.	Mental Hygiene	Juvenile	Parole Prob. Rev.	Term/ Abuse & Neglect	Habeas	Sup. Ct.	Municipal Court	Other	Total Claims
11 Circuit											
GREENBRIER	76	46	6	13	8	113	1	2	2	4	271
POCAHONTAS	27	38	2	6	-	20	-	1	-	2	96
Total	103	84	8	19	8	133	1	3	2	6	367
12 Circuit											
FAYETTE	173	250	4	15	6	167	5	10	10	3	643
Total	173	250	4	15	6	167	5	10	10	3	643
13 Circuit											
KANAWHA	880	585	-	95	76	1,422	30	31	368	46	3,533
Total	880	585	-	95	76	1,422	30	31	368	46	3,533
14 Circuit											
BRAXTON	162	192	18	14	62	221	2	5	-	15	691
CLAY	69	131	4	6	6	104	2	4	-	5	331
GILMER	58	96	2	19	4	59	4	-	-	35	277
WEBSTER	65	70	5	11	18	257	1	6	-	5	438
Total	354	489	29	50	90	641	9	15	-	60	1,737
15 Circuit											
HARRISON	137	141	65	19	30	247	14	7	-	9	669
Total	137	141	65	19	30	247	14	7	-	9	669
16 Circuit											
MARION	433	461	141	118	95	375	9	7	19	64	1,722
Total	433	461	141	118	95	375	9	7	19	64	1,722
17 Circuit											
MONONGALIA	532	665	153	124	130	261	11	3	87	78	2,044
Total	532	665	153	124	130	261	11	3	87	78	2,044
18 Circuit											
PRESTON	109	49	1	7	26	131	5	4	-	14	346
Total	109	49	1	7	26	131	5	4	-	14	346
19 Circuit											
BARBOUR	137	188	4	16	25	243	-	7	-	15	635
TAYLOR	149	153	11	10	14	314	1	3	-	41	696
Total	286	341	15	26	39	557	1	10	-	56	1,331
20 Circuit											
RANDOLPH	320	393	11	38	134	193	2	18	95	26	1,230
Total	320	393	11	38	134	193	2	18	95	26	1,230
21 Circuit											
GRANT	73	86	16	10	12	72	1	1	-	2	273
MINERAL	131	247	6	58	48	83	-	5	-	7	585
TUCKER	45	41	-	8	2	17	-	1	-	1	115
Total	249	374	22	76	62	172	1	7	-	10	973

**PUBLIC DEFENDER SERVICES
APPOINTED COUNSEL CLAIMS PAID BY CASE TYPE
WITHOUT DIRECT EXPENSES OR SUPPLEMENTALS**

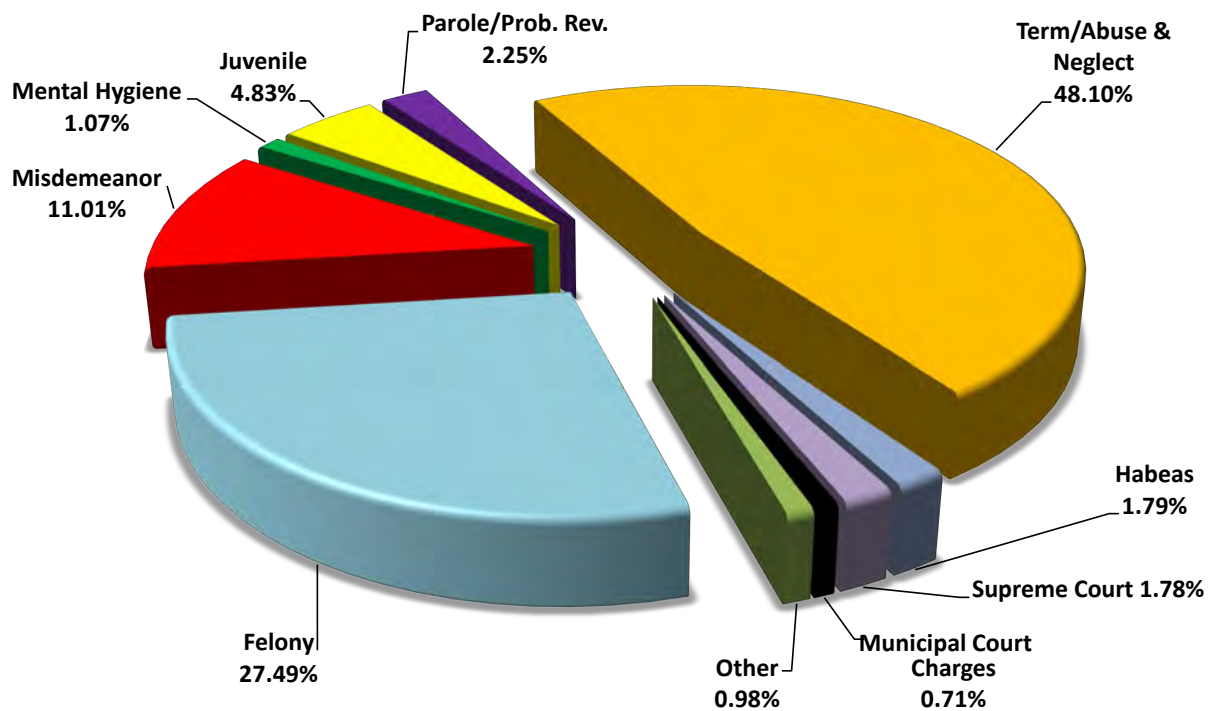
Circuit County	Felony	Misd.	Mental Hygiene	Juvenile	Parole Prob. Rev.	Term/ Abuse & Neglect	Habeas	Sup. Ct.	Municipal Court	Other	Total Claims
22 Circuit											
HAMPSHIRE	105	246	13	18	16	142	3	12	1	63	619
HARDY	80	222	6	17	21	59	-	-	-	21	426
PENDLETON	20	39	2	9	13	20	-	-	-	3	106
Total	205	507	21	44	50	221	3	12	1	87	1,151
23 Circuit											
BERKELEY	418	358	-	40	63	297	13	12	1	11	1,213
JEFFERSON	158	74	-	10	32	100	3	4	-	4	385
MORGAN	57	43	-	10	6	38	-	4	-	2	160
Total	633	475	-	60	101	435	16	20	1	17	1,758
24 Circuit											
WAYNE	165	55	7	7	48	304	5	8	-	3	602
Total	165	55	7	7	48	304	5	8	-	3	602
25 Circuit											
BOONE	139	187	7	197	13	168	2	2	-	6	721
LINCOLN	158	111	71	5	50	194	3	2	1	52	647
Total	297	298	78	202	63	362	5	4	1	58	1,368
26 Circuit											
LEWIS	178	258	25	10	66	109	5	3	-	21	675
UPSHUR	150	231	9	31	57	67	2	1	-	14	562
Total	328	489	34	41	123	176	7	4	-	35	1,237
27 Circuit											
WYOMING	215	387	15	62	8	180	-	1	-	3	871
Total	215	387	15	62	8	180	-	1	-	3	871
28 Circuit											
NICHOLAS	86	57	-	4	6	303	2	5	-	3	466
Total	86	57	-	4	6	303	2	5	-	3	466
29 Circuit											
PUTNAM	338	516	77	254	91	140	2	4	1	65	1,488
Total	338	516	77	254	91	140	2	4	1	65	1,488
30 Circuit											
MINGO	116	118	4	6	19	205	2	3	-	3	476
Total	116	118	4	6	19	205	2	3	-	3	476
31 Circuit											
MONROE	38	24	3	8	1	18	-	-	-	-	92
SUMMERS	60	30	2	14	2	35	-	1	-	1	145
Total	98	54	5	22	3	53	-	1	-	1	237
WV TOTAL	8,645	9,361	2,321	1,807	1,771	10,892	215	282	615	860	36,769

**PUBLIC DEFENDER SERVICES
APPOINTED COUNSEL FEES PAID BY CASE TYPE**

Felony	\$7,122,087.80
Misdemeanor	\$2,853,828.17
Mental Hygiene	\$276,099.10
Juvenile	\$1,250,526.05
Parole/Prob. Rev.	\$582,301.00
Term/Abuse & Neglect	\$12,461,515.33
Habeas	\$462,978.00
Supreme Court	\$461,540.69
Municipal Court Charges	\$184,083.00
Other	\$254,210.00

Mag. Ct. Appeal, Mandamus/Prohibition,
Extradition, Contempt, Fugitive, Misc.

Total Fees Paid	\$25,909,169.14
------------------------	------------------------



**PUBLIC DEFENDER SERVICES
APPOINTED COUNSEL FEES BY CASE TYPE (\$)**

Circuit County	Felony	Misd.	Mental Hygiene	Juvenile	Parole Prob. Rev.	Abuse & Neglect	Habeas	Sup. Ct.	Municipal Court	Other	Total Claims
01 Circuit											
BROOKE	94,160.50	53,460.00	480.50	12,482.50	5,256.00	186,773.00	2,254.50	-	-	937.00	355,804.00
HANCOCK	103,456.00	19,929.00	346.00	19,189.50	12,909.00	231,575.00	4,470.00	1,723.50	390.00	1,756.00	395,744.00
OHIO	159,322.50	25,356.50	21,295.50	5,941.00	5,291.50	503,223.00	28,247.50	30,001.00	-	1,488.00	780,166.50
Total	356,939.00	98,745.50	22,122.00	37,613.00	23,456.50	921,571.00	34,972.00	31,724.50	390.00	4,181.00	1,531,714.50
02 Circuit											
MARSHALL	90,077.00	29,419.00	14,596.00	4,359.50	11,124.00	65,788.50	7,089.00	666.00	-	1,435.00	224,554.00
TYLER	22,903.50	17,570.50	2,394.00	1,716.00	5,626.00	22,107.50	-	-	-	430.00	72,747.50
WETZEL	43,004.50	19,380.50	15,160.50	2,794.00	4,461.00	71,522.00	6,520.50	973.50	-	-	163,816.50
Total	155,985.00	66,370.00	32,150.50	8,869.50	21,211.00	159,418.00	13,609.50	1,639.50	-	1,865.00	461,118.00
03 Circuit											
DODDRIDGE	32,308.50	30,815.00	4,510.50	4,185.00	22,886.00	54,446.50	-	-	1,704.50	6,829.00	157,685.00
PLEASANTS	38,910.50	24,942.50	868.00	8,742.50	6,261.00	51,816.00	-	-	-	1,643.50	133,184.00
RITCHIE	57,041.00	51,347.00	1,372.50	2,908.50	3,420.00	63,768.00	-	531.00	-	1,419.50	181,807.50
Total	128,260.00	107,104.50	6,751.00	15,836.00	32,567.00	170,030.50	-	531.00	1,704.50	9,892.00	472,676.50
04 Circuit											
WIRT	9,219.00	1,168.00	219.50	1,349.00	-	29,034.50	-	-	-	-	40,990.00
WOOD	193,406.00	61,009.00	19,412.00	12,569.50	4,185.50	503,527.94	16,781.50	30,094.19	-	2,289.50	843,275.13
Total	202,625.00	62,177.00	19,631.50	13,918.50	4,185.50	532,562.44	16,781.50	30,094.19	-	2,289.50	884,265.13
05 Circuit											
CALHOUN	31,768.00	6,462.00	664.00	2,406.00	487.00	89,079.00	-	1,521.00	-	1,293.00	133,680.00
JACKSON	111,760.00	17,539.00	310.50	11,070.00	5,592.50	285,790.00	4,527.00	2,925.00	-	7,366.00	446,880.00
MASON	127,082.50	76,528.00	4,236.00	44,961.50	10,926.00	54,199.00	21,630.00	951.50	-	3,984.00	344,498.50
ROANE	73,491.50	11,409.00	1,290.00	14,512.50	5,213.00	172,663.00	23,628.50	7,126.00	-	2,626.50	311,960.00
Total	344,102.00	111,938.00	6,500.50	72,950.00	22,218.50	601,731.00	49,785.50	12,523.50	-	15,269.50	1,237,018.50
06 Circuit											
CABELL	379,146.50	38,743.00	73,381.60	18,721.50	33,625.50	611,816.50	39,303.50	45,070.00	-	9,016.00	1,248,824.10
Total	379,146.50	38,743.00	73,381.60	18,721.50	33,625.50	611,816.50	39,303.50	45,070.00	-	9,016.00	1,248,824.10
07 Circuit											
LOGAN	120,754.00	174,998.00	-	23,202.00	12,232.50	218,638.81	12,720.50	6,466.50	-	2,855.50	571,867.81
Total	120,754.00	174,998.00	-	23,202.00	12,232.50	218,638.81	12,720.50	6,466.50	-	2,855.50	571,867.81
08 Circuit											
MCDOWELL	120,035.00	30,813.50	2,311.50	14,747.00	973.00	194,667.00	31,117.50	1,507.50	-	1,875.50	398,047.50
Total	120,035.00	30,813.50	2,311.50	14,747.00	973.00	194,667.00	31,117.50	1,507.50	-	1,875.50	398,047.50
09 Circuit											
MERCER	437,161.00	54,339.00	5,183.50	166,612.50	21,916.00	725,920.00	6,476.50	19,896.00	7,855.00	19,939.50	1,465,299.00
Total	437,161.00	54,339.00	5,183.50	166,612.50	21,916.00	725,920.00	6,476.50	19,896.00	7,855.00	19,939.50	1,465,299.00
10 Circuit											
RALEIGH	194,313.50	66,870.00	735.50	8,269.00	29,298.50	648,874.00	6,852.50	22,204.50	-	1,781.50	979,199.00
Total	194,313.50	66,870.00	735.50	8,269.00	29,298.50	648,874.00	6,852.50	22,204.50	-	1,781.50	979,199.00

**PUBLIC DEFENDER SERVICES
APPOINTED COUNSEL FEES BY CASE TYPE (\$)**

Circuit County	Felony	Misd.	Mental Hygiene	Juvenile	Parole Prob. Rev.	Term/ Abuse & Neglect	Habeas	Sup. Ct.	Municipal Court	Other	Total Claims
11 Circuit											
GREENBRIER	72,803.00	16,204.00	728.00	10,462.50	2,421.50	196,291.50	4,540.00	3,197.00	663.00	2,245.50	309,556.00
POCAHONTAS	38,525.00	15,443.50	340.00	2,797.00	206.50	36,251.00	-	2,470.50	-	413.00	96,446.50
Total	111,328.00	31,647.50	1,068.00	13,259.50	2,628.00	232,542.50	4,540.00	5,667.50	663.00	2,658.50	406,002.50
12 Circuit											
FAYETTE	118,751.00	36,230.50	669.50	20,227.50	2,639.00	180,081.50	7,733.00	12,021.50	1,538.50	646.00	380,538.00
Total	118,751.00	36,230.50	669.50	20,227.50	2,639.00	180,081.50	7,733.00	12,021.50	1,538.50	646.00	380,538.00
13 Circuit											
KANAWHA	486,434.50	195,154.58	-	66,142.00	29,433.50	1,218,879.00	72,617.00	35,857.50	108,976.50	14,810.00	2,228,304.58
Total	486,434.50	195,154.58	-	66,142.00	29,433.50	1,218,879.00	72,617.00	35,857.50	108,976.50	14,810.00	2,228,304.58
14 Circuit											
BRAXTON	138,455.50	52,724.00	1,522.50	13,360.50	15,979.00	274,065.00	7,107.50	6,209.00	-	4,431.50	513,854.50
CLAY	52,215.00	48,401.00	842.00	4,001.00	5,978.00	155,228.50	3,565.00	7,663.50	-	1,484.50	279,378.50
GILMER	57,838.50	38,680.50	252.00	13,613.00	2,064.50	86,454.50	4,142.50	-	-	4,507.00	207,552.50
WEBSTER	77,615.00	20,024.00	544.00	19,237.50	7,612.50	288,396.50	1,355.50	8,830.50	-	2,616.00	426,231.50
Total	326,124.00	159,829.50	3,160.50	50,212.00	31,634.00	804,144.50	16,170.50	22,703.00	-	13,039.00	1,427,017.00
15 Circuit											
HARRISON	170,861.00	52,201.50	6,663.50	13,312.50	11,489.00	375,050.28	24,290.00	10,994.00	-	4,640.00	669,501.78
Total	170,861.00	52,201.50	6,663.50	13,312.50	11,489.00	375,050.28	24,290.00	10,994.00	-	4,640.00	669,501.78
16 Circuit											
MARION	372,375.93	149,762.00	32,144.50	93,059.55	28,966.50	438,344.00	20,427.00	30,927.00	5,382.50	17,761.50	1,189,150.48
Total	372,375.93	149,762.00	32,144.50	93,059.55	28,966.50	438,344.00	20,427.00	30,927.00	5,382.50	17,761.50	1,189,150.48
17 Circuit											
MONONGALIA	477,346.50	268,866.50	20,536.50	112,976.50	38,693.00	364,821.87	12,879.00	7,945.50	35,577.00	31,479.00	1,371,121.37
Total	477,346.50	268,866.50	20,536.50	112,976.50	38,693.00	364,821.87	12,879.00	7,945.50	35,577.00	31,479.00	1,371,121.37
18 Circuit											
PRESTON	93,577.80	18,667.00	97.00	5,604.00	7,947.00	150,082.50	9,548.50	4,089.50	-	6,694.50	296,307.80
Total	93,577.80	18,667.00	97.00	5,604.00	7,947.00	150,082.50	9,548.50	4,089.50	-	6,694.50	296,307.80
19 Circuit											
BARBOUR	65,507.00	38,812.00	724.50	4,606.00	5,814.00	219,292.15	-	5,863.50	-	1,839.50	342,458.65
TAYLOR	83,746.50	32,583.50	2,622.50	6,815.50	4,093.00	235,347.50	1,948.00	4,522.50	-	4,831.00	376,510.00
Total	149,253.50	71,395.50	3,347.00	11,421.50	9,907.00	454,639.65	1,948.00	10,386.00	-	6,670.50	718,968.65
20 Circuit											
RANDOLPH	267,258.00	127,655.50	1,596.00	34,396.50	45,831.00	214,235.78	4,179.50	21,984.00	21,599.50	7,748.00	746,483.78
Total	267,258.00	127,655.50	1,596.00	34,396.50	45,831.00	214,235.78	4,179.50	21,984.00	21,599.50	7,748.00	746,483.78
21 Circuit											
GRANT	51,041.50	23,037.50	3,223.50	2,857.00	4,998.50	85,387.00	553.00	3,352.50	-	1,114.50	175,565.00
MINERAL	65,368.50	53,849.00	667.50	10,788.00	11,605.00	90,910.50	-	8,481.50	-	883.50	242,553.50
TUCKER	34,110.00	13,000.00	-	2,394.50	605.00	13,926.00	-	49.50	-	767.50	64,852.50
Total	150,520.00	89,886.50	3,891.00	16,039.50	17,208.50	190,223.50	553.00	11,883.50	-	2,765.50	482,971.00

**PUBLIC DEFENDER SERVICES
APPOINTED COUNSEL FEES BY CASE TYPE (\$)**

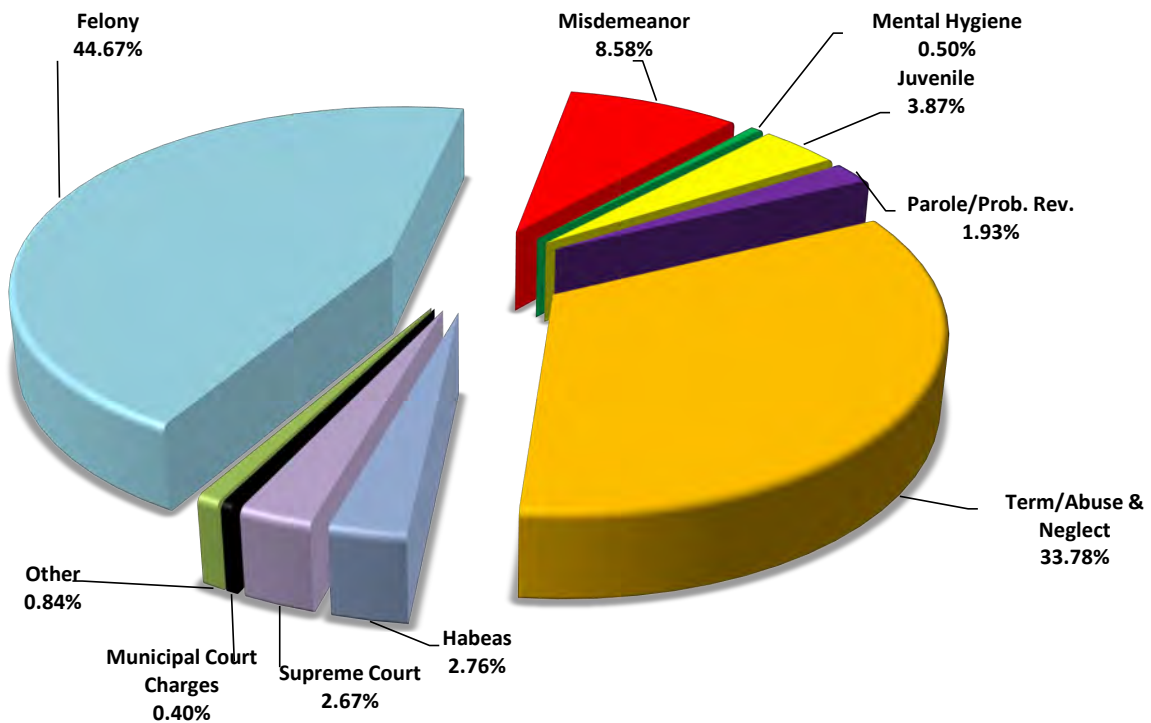
Circuit County	Felony	Misd.	Mental Hygiene	Juvenile	Parole Prob. Rev.	Abuse & Neglect	Habeas	Sup. Ct.	Municipal Court	Other	Total Claims
22 Circuit											
HAMPSHIRE	73,756.50	68,484.09	1,334.00	17,925.00	4,924.00	225,927.00	5,164.00	15,185.00	122.00	5,710.50	418,532.09
HARDY	91,311.50	71,399.00	927.50	26,527.50	6,251.00	88,959.00	-	-	-	2,879.00	288,254.50
PENDLETON	15,717.50	12,210.50	274.50	9,122.00	2,468.50	21,326.00	-	-	-	1,013.50	62,132.50
Total	180,785.50	152,093.59	2,536.00	53,574.50	13,643.50	336,212.00	5,164.00	15,185.00	122.00	9,603.00	768,919.09
23 Circuit											
BERKELEY	285,654.50	73,893.00	-	17,134.00	20,314.00	515,385.50	15,893.00	25,442.00	48.50	6,492.50	960,257.00
JEFFERSON	146,705.57	26,984.50	-	6,420.50	10,741.00	197,633.50	10,942.00	14,950.00	-	1,882.50	416,259.57
MORGAN	78,113.00	10,648.50	-	9,260.50	1,999.50	79,358.50	-	5,156.00	-	200.50	184,736.50
Total	510,473.07	111,526.00	-	32,815.00	33,054.50	792,377.50	26,835.00	45,548.00	48.50	8,575.50	1,561,253.07
24 Circuit											
WAYNE	130,002.50	17,400.50	946.50	3,790.50	14,174.00	274,370.00	7,625.00	13,515.50	-	632.50	462,457.00
Total	130,002.50	17,400.50	946.50	3,790.50	14,174.00	274,370.00	7,625.00	13,515.50	-	632.50	462,457.00
25 Circuit											
BOONE	80,181.50	44,861.00	1,377.00	62,261.00	2,874.50	135,538.50	3,341.00	8,866.50	-	1,203.00	340,504.00
LINCOLN	99,449.00	39,947.50	6,208.50	4,307.00	19,794.50	319,909.00	5,855.00	2,867.00	83.00	20,193.50	518,614.00
Total	179,630.50	84,808.50	7,585.50	66,568.00	22,669.00	455,447.50	9,196.00	11,733.50	83.00	21,396.50	859,118.00
26 Circuit											
LEWIS	167,863.50	63,025.00	5,214.50	7,278.50	16,387.00	107,500.00	11,800.50	9,377.50	-	3,863.00	392,309.50
UPSHUR	102,133.50	55,422.50	1,735.50	12,568.00	13,384.00	47,938.50	2,769.50	720.00	-	2,052.50	238,724.00
Total	269,997.00	118,447.50	6,950.00	19,846.50	29,771.00	155,438.50	14,570.00	10,097.50	-	5,915.50	631,033.50
27 Circuit											
WYOMING	161,827.50	117,667.50	3,124.50	26,615.50	3,296.00	185,113.50	-	3,073.50	-	2,468.00	503,186.00
Total	161,827.50	117,667.50	3,124.50	26,615.50	3,296.00	185,113.50	-	3,073.50	-	2,468.00	503,186.00
28 Circuit											
NICHOLAS	83,871.50	20,050.50	-	4,733.00	1,068.00	392,015.50	3,014.00	5,559.00	-	826.00	511,137.50
Total	83,871.50	20,050.50	-	4,733.00	1,068.00	392,015.50	3,014.00	5,559.00	-	826.00	511,137.50
29 Circuit											
PUTNAM	256,076.50	169,996.50	11,332.50	204,440.50	29,583.50	172,736.50	5,569.00	3,150.00	143.00	25,559.50	878,587.50
Total	256,076.50	169,996.50	11,332.50	204,440.50	29,583.50	172,736.50	5,569.00	3,150.00	143.00	25,559.50	878,587.50
30 Circuit											
MINGO	81,800.00	35,070.50	376.50	6,259.00	6,109.50	235,912.50	4,500.50	7,463.50	-	455.00	377,947.00
Total	81,800.00	35,070.50	376.50	6,259.00	6,109.50	235,912.50	4,500.50	7,463.50	-	455.00	377,947.00
31 Circuit											
MONROE	35,440.50	6,528.00	777.00	4,728.00	77.50	22,210.00	-	-	-	-	69,761.00
SUMMERS	69,032.00	6,844.00	529.50	9,765.50	794.00	31,407.50	-	99.00	-	901.00	119,372.50
Total	104,472.50	13,372.00	1,306.50	14,493.50	871.50	53,617.50	-	99.00	-	901.00	189,133.50
WV TOTAL	7,122,087.80	2,853,828.17	276,099.10	1,250,526.05	582,301.00	12,461,515.33	462,978.00	461,540.69	184,083.00	254,210.00	25,909,169.14

**APPOINTED COUNSEL EXPENSES PAID
INCLUDING DIRECT EXPENSES BY CASE TYPE**

Felony	\$1,120,110.96
Misdemeanor	\$215,255.39
Mental Hygiene	\$12,430.04
Juvenile	\$96,978.73
Parole/Prob. Rev.	\$48,469.88
Term/Abuse & Neglect	\$846,932.23
Habeas	\$69,290.80
Supreme Court	\$67,009.03
Municipal Court Charges	\$10,060.51
Other	\$21,004.27

Mag. Ct. Appeal, Mandamus/Prohibition,
Extradition, Contempt, Fugitive, Misc.

Total Expenses Paid	\$2,507,541.84
----------------------------	-----------------------



PUBLIC DEFENDER SERVICES
APPOINTED COUNSEL EXPENSES BY CASE TYPE (INCLUDING DIRECT EXPENSES)

PAINTED COUNTEE EXEMPTED FROM THE FOLLOWING DIRECT EXEMPT														
Circuit County	Felony	Misd.	Mental Hygiene	Juvenile	Parole Prob. Rev.	Term/ Abuse & Neglect	Habeas	Sup. Ct.	Municipal Court	Other	Total Claims			
01 Circuit														
BROOKE	11,676.04	4,739.58	100.20	1,614.02	880.47	9,413.14	73.73	-	-	57.65	28,554.83			
HANCOCK	6,780.72	1,572.30	67.50	1,661.58	735.92	13,433.65	513.22	805.75	38.50	157.05	25,766.19			
OHIO	29,958.88	1,611.94	82.37	551.39	381.55	17,159.98	7,715.79	3,353.77	-	48.37	60,864.04			
Total	48,415.64	7,923.82	250.07	3,826.99	1,997.94	40,006.77	8,302.74	4,159.52	38.50	263.07	115,185.06			
02 Circuit														
MARSHALL	9,414.44	1,664.45	1,025.34	49.91	304.27	1,093.06	868.94	12.98	-	20.72	14,454.11			
TYLER	3,323.30	2,275.13	520.13	281.97	757.41	2,466.98	-	-	-	34.88	9,659.80			
WETZEL	5,546.96	2,180.89	2,290.90	226.44	453.27	7,409.22	953.02	9.60	-	-	19,070.30			
Total	18,284.70	6,120.47	3,836.37	558.32	1,514.95	10,969.26	1,821.96	22.58	-	55.60	43,184.21			
03 Circuit														
DODDRIDGE	21,579.02	5,800.94	929.31	686.40	4,624.84	8,418.48	-	-	194.31	1,130.71	43,364.01			
PLEASANTS	7,019.34	6,006.79	197.73	916.90	1,077.13	6,654.18	-	-	-	68.20	21,940.27			
RITCHIE	10,851.94	11,577.75	387.55	525.76	117.92	6,673.97	-	22.10	-	185.43	30,342.42			
Total	39,450.30	23,385.48	1,514.59	2,129.06	5,819.89	21,746.63	-	22.10	194.31	1,384.34	95,646.70			
04 Circuit														
WIRT	520.41	162.18	11.30	144.87	-	3,336.61	-	-	-	-	4,175.37			
WOOD	16,773.84	3,157.93	669.00	333.57	66.60	43,538.93	2,025.92	8,809.13	-	80.99	75,455.91			
Total	17,294.25	3,320.11	680.30	478.44	66.60	46,875.54	2,025.92	8,809.13	-	80.99	79,631.28			
05 Circuit														
CALHOUN	10,373.47	1,492.13	-	6.30	59.20	9,849.54	-	316.04	-	53.28	22,149.96			
JACKSON	25,290.24	1,667.01	16.35	1,550.41	887.65	32,983.57	340.32	454.27	-	683.29	63,873.11			
MASON	16,556.45	7,649.39	45.10	3,042.92	783.36	4,432.89	5,199.51	213.92	-	236.54	38,160.08			
ROANE	12,525.96	1,955.35	181.59	1,872.37	893.19	22,234.84	2,891.53	781.31	-	119.08	43,455.22			
Total	64,746.12	12,763.88	243.04	6,472.00	2,623.40	69,500.84	8,431.36	1,765.54	-	1,092.19	167,638.37			
06 Circuit														
CABELL	62,945.87	840.57	1,141.57	709.68	2,143.18	16,294.73	4,085.20	4,141.25	-	103.10	92,405.15			
Total	62,945.87	840.57	1,141.57	709.68	2,143.18	16,294.73	4,085.20	4,141.25	-	103.10	92,405.15			
07 Circuit														
LOGAN	16,626.39	13,450.79	-	398.80	2,440.49	10,180.78	1,287.85	433.21	-	609.52	45,427.83			
Total	16,626.39	13,450.79	-	398.80	2,440.49	10,180.78	1,287.85	433.21	-	609.52	45,427.83			
08 Circuit														
MCDOWELL	22,095.63	2,143.67	196.28	1,990.58	150.64	20,329.93	5,339.83	26.60	-	52.83	52,325.99			
Total	22,095.63	2,143.67	196.28	1,990.58	150.64	20,329.93	5,339.83	26.60	-	52.83	52,325.99			
09 Circuit														
MERCER	90,480.07	4,114.62	661.19	15,388.38	1,584.91	60,466.53	4,025.46	3,572.41	686.92	1,342.90	182,323.39			
Total	90,480.07	4,114.62	661.19	15,388.38	1,584.91	60,466.53	4,025.46	3,572.41	686.92	1,342.90	182,323.39			
10 Circuit														
RALEIGH	21,001.32	4,667.35	2.90	216.20	2,558.30	50,026.49	119.06	1,758.20	-	266.08	80,615.90			
Total	21,001.32	4,667.35	2.90	216.20	2,558.30	50,026.49	119.06	1,758.20	-	266.08	80,615.90			

PUBLIC DEFENDER SERVICES
APPOINTED COUNSEL EXPENSES BY CASE TYPE (INCLUDING DIRECT EXPENSES)

Circuit County	Felony	Misd.	Mental Hygiene	Juvenile	Parole			Term/ Abuse & Neglect			Habeas	Sup. Ct.	Municipal Court	Other	Total Claims
					Prob.	Rev.		Prob.							
11 Circuit															
GREENBRIER	5,454.54	569.86	21.13	86.56	183.99			4,994.30			144.38	370.10	43.62	107.53	11,976.01
POCAHONTAS	4,861.49	1,905.11	20.49	18.53	49.05			2,954.69			-	455.49	-	55.59	10,320.44
Total	10,316.03	2,474.97	41.62	105.09	233.04			7,948.99			144.38	825.59	43.62	163.12	22,296.45
12 Circuit															
FAYETTE	6,086.44	305.73	-	3,565.90	43.30			10,716.70			1,262.15	1,057.24	16.95	74.92	23,129.33
Total	6,086.44	305.73	-	3,565.90	43.30			10,716.70			1,262.15	1,057.24	16.95	74.92	23,129.33
13 Circuit															
KANAWHA	58,037.95	6,831.22	-	1,712.00	1,318.14			35,747.62			6,861.83	3,370.77	4,825.71	1,208.79	119,914.03
Total	58,037.95	6,831.22	-	1,712.00	1,318.14			35,747.62			6,861.83	3,370.77	4,825.71	1,208.79	119,914.03
14 Circuit															
BRAXTON	24,804.76	10,400.87	35.25	647.88	3,402.14			32,798.13			776.67	285.78	-	811.78	73,963.26
CLAY	6,575.20	3,872.44	105.26	590.65	666.80			14,189.30			594.15	413.56	-	451.84	27,459.20
GILMER	9,812.72	6,595.55	71.84	3,096.00	441.73			16,597.83			416.67	-	-	1,452.62	38,484.96
WEBSTER	10,836.04	2,826.69	38.90	3,425.92	1,262.15			35,536.67			193.25	1,372.13	-	671.61	56,163.36
Total	52,028.72	23,695.55	251.25	7,760.45	5,772.82			99,121.93			1,980.74	2,071.47	-	3,387.85	196,070.78
15 Circuit															
HARRISON	15,482.72	2,422.40	608.30	699.92	422.00			23,450.09			2,473.99	1,715.10	-	229.38	47,503.90
Total	15,482.72	2,422.40	608.30	699.92	422.00			23,450.09			2,473.99	1,715.10	-	229.38	47,503.90
16 Circuit															
MARION	40,767.18	5,728.98	74.01	3,240.12	810.94			15,623.69			1,726.27	6,053.03	167.84	812.33	75,004.39
Total	40,767.18	5,728.98	74.01	3,240.12	810.94			15,623.69			1,726.27	6,053.03	167.84	812.33	75,004.39
17 Circuit															
MONONGALIA	44,155.00	10,470.49	677.69	4,783.92	1,524.66			18,583.79			3,213.34	429.79	971.09	1,509.86	86,319.63
Total	44,155.00	10,470.49	677.69	4,783.92	1,524.66			18,583.79			3,213.34	429.79	971.09	1,509.86	86,319.63
18 Circuit															
PRESTON	9,186.34	1,891.88	-	382.93	972.52			16,061.45			1,082.40	1,030.64	-	1,008.07	31,616.23
Total	9,186.34	1,891.88	-	382.93	972.52			16,061.45			1,082.40	1,030.64	-	1,008.07	31,616.23
19 Circuit															
BARBOUR	5,505.04	3,521.59	46.52	3,335.81	505.41			17,439.13			-	922.48	-	136.29	31,412.27
TAYLOR	7,829.40	2,150.08	98.71	1,774.89	328.81			14,420.83			561.69	266.62	-	416.47	27,847.50
Total	13,334.44	5,671.67	145.23	5,110.70	834.22			31,859.96			561.69	1,189.10	-	552.76	59,259.77
20 Circuit															
RANDOLPH	20,485.47	5,182.71	29.43	2,094.04	2,613.87			9,452.24			759.64	4,370.89	789.20	487.26	46,264.75
Total	20,485.47	5,182.71	29.43	2,094.04	2,613.87			9,452.24			759.64	4,370.89	789.20	487.26	46,264.75
21 Circuit															
GRANT	8,025.86	2,086.59	352.97	406.34	200.91			7,313.87			35.43	266.41	-	155.26	18,843.64
MINERAL	7,556.02	4,117.08	-	136.86	412.87			5,492.16			-	916.75	-	14.10	18,645.84
TUCKER	4,405.63	1,671.86	-	195.24	112.27			2,099.26			-	-	-	147.15	8,631.41
Total	19,987.51	7,875.53	352.97	738.44	726.05			14,905.29			35.43	1,183.16	-	316.51	46,120.89

**PUBLIC DEFENDER SERVICES
APPOINTED COUNSEL EXPENSES BY CASE TYPE (INCLUDING DIRECT EXPENSES)**

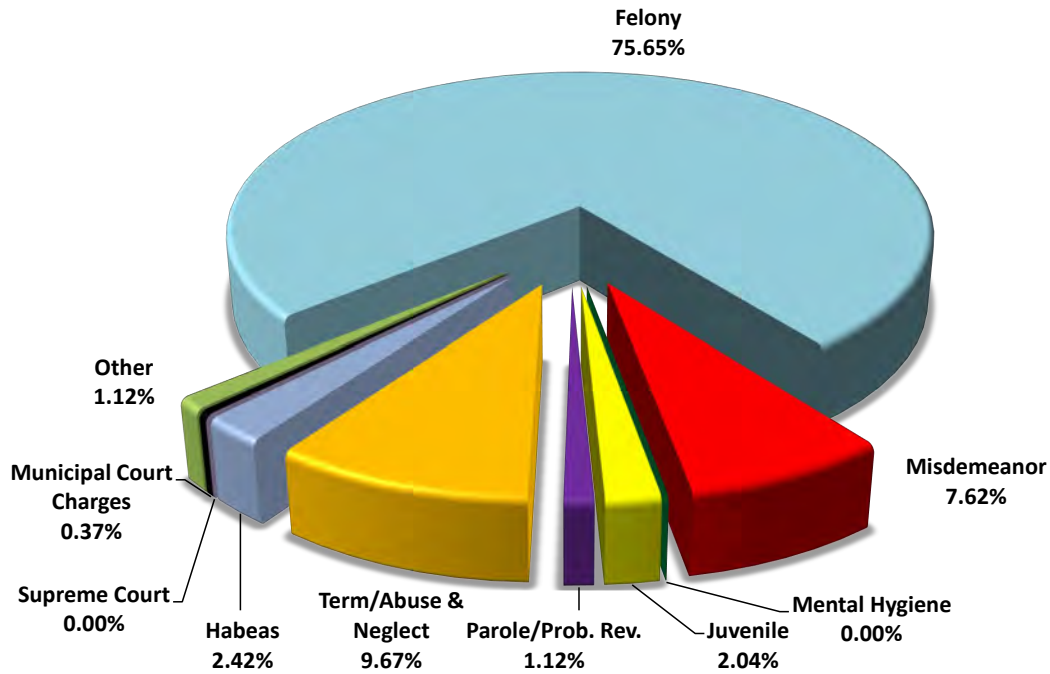
PARTICULARS OF COURT CASES BY TYPE OF CASE AND BY TYPE OF COURT													
Circuit County	Parole					Mental Hygiene	Term/ Abuse & Neglect		Habeas	Sup. Ct.	Municipal Court	Other	Total Claims
	Felony	Misd.	Juvenile	Prob. Rev.	Neglect								
22 Circuit													
HAMPSHIRE	13,615.25	5,767.35	-	3,137.65	435.68	14,563.04	704.92	2,392.44	-	-	-	160.64	40,776.97
HARDY	48,341.38	2,852.24	4.80	2,731.72	2,321.33	11,517.49	-	-	-	-	-	142.02	67,910.98
PENDLETON	3,917.60	2,234.28	-	748.66	225.73	2,013.85	-	-	-	-	-	173.74	9,313.86
Total	65,874.23	10,853.87	4.80	6,618.03	2,982.74	28,094.38	704.92	2,392.44	-	-	-	476.40	118,001.81
23 Circuit													
BERKELEY	77,493.97	3,678.84	-	1,039.85	683.83	30,020.83	4,602.95	5,915.09	2,000.00	-	-	1,397.72	126,833.08
JEFFERSON	62,408.20	2,000.51	-	580.72	680.24	19,012.24	941.42	1,533.39	-	-	-	201.34	87,358.06
MORGAN	38,284.47	1,545.73	-	1,120.99	161.67	8,095.76	-	877.45	-	-	-	42.51	50,128.58
Total	178,186.64	7,225.08	-	2,741.56	1,525.74	57,128.83	5,544.37	8,325.93	2,000.00	-	-	1,641.57	264,319.72
24 Circuit													
WAYNE	18,995.65	1,233.19	38.92	296.68	949.40	12,537.73	1,217.50	1,434.91	-	-	-	13.40	36,717.38
Total	18,995.65	1,233.19	38.92	296.68	949.40	12,537.73	1,217.50	1,434.91	-	-	-	13.40	36,717.38
25 Circuit													
BOONE	9,882.86	5,572.91	22.31	1,856.22	251.10	5,802.41	406.51	844.07	-	-	-	87.73	24,726.12
LINCOLN	7,174.19	2,667.11	262.30	174.28	1,020.26	17,559.63	306.83	269.33	8.18	-	-	1,368.10	30,810.21
Total	17,057.05	8,240.02	284.61	2,030.50	1,271.36	23,362.04	713.34	1,113.40	8.18	-	-	1,455.83	55,536.33
26 Circuit													
LEWIS	18,131.28	5,222.41	630.09	607.20	1,689.36	7,837.31	2,159.18	1,382.04	-	-	-	291.73	37,950.60
UPSHUR	7,937.69	3,006.94	141.44	298.97	676.54	1,550.24	566.96	23.50	-	-	-	145.53	14,347.81
Total	26,068.97	8,229.35	771.53	906.17	2,365.90	9,387.55	2,726.14	1,405.54	-	-	-	437.26	52,298.41
27 Circuit													
WYOMING	42,777.77	11,872.48	164.23	3,801.22	274.35	17,227.78	-	1,933.71	-	-	-	199.13	78,250.67
Total	42,777.77	11,872.48	164.23	3,801.22	274.35	17,227.78	-	1,933.71	-	-	-	199.13	78,250.67
28 Circuit													
NICHOLAS	9,235.14	2,950.13	-	67.86	52.53	46,053.69	318.08	735.03	-	-	-	60.11	59,472.57
Total	9,235.14	2,950.13	-	67.86	52.53	46,053.69	318.08	735.03	-	-	-	60.11	59,472.57
29 Circuit													
PUTNAM	54,069.51	11,437.19	290.88	15,844.50	2,601.68	14,806.00	1,652.92	220.47	318.19	-	-	1,639.07	102,880.41
Total	54,069.51	11,437.19	290.88	15,844.50	2,601.68	14,806.00	1,652.92	220.47	318.19	-	-	1,639.07	102,880.41
30 Circuit													
MINGO	3,402.50	159.73	2.88	609.75	36.06	2,972.05	872.29	1,338.93	-	-	-	7.97	9,402.16
Total	3,402.50	159.73	2.88	609.75	36.06	2,972.05	872.29	1,338.93	-	-	-	7.97	9,402.16
31 Circuit													
MONROE	3,318.52	853.68	113.18	776.07	-	2,299.21	-	-	-	-	-	-	7,360.66
SUMMERS	9,916.89	918.78	52.20	924.43	238.26	3,193.72	-	101.35	-	-	-	72.06	15,417.69
Total	13,235.41	1,772.46	165.38	1,700.50	238.26	5,492.93	-	101.35	-	-	-	72.06	22,778.35
WV TOTAL	1,120,110.96	215,255.39	12,430.04	96,978.73	48,469.88	846,932.23	69,290.80	67,009.03	10,060.51	-	-	21,004.27	2,507,541.84

**PUBLIC DEFENDER SERVICES
APPOINTED COUNSEL DIRECT EXPENSE CLAIMS PAID BY CASE TYPE**

Felony	407
Misdemeanor	41
Mental Hygiene	0
Juvenile	11
Parole/Prob. Rev.	6
Term/Abuse & Neglect	52
Habeas	13
Supreme Court	0
Municipal Court Charges	2
Other	6

Mag. Ct. Appeal, Mandamus/Prohibition,
Extradition, Contempt, Fugitive, Misc.

Total Claims Paid	538
--------------------------	------------



PUBLIC DEFENDER SERVICES
TOTAL DIRECT EXPENSE CLAIMS PAID BY CASE TYPE

Circuit	County	Felony	Misd.	Mental Hygiene	Juvenile	Parole Prob. Rev.	Term/ Abuse & Neglect	Habeas	Sup. Ct.	Municipal Court	Other	Total Claims
01 Circuit												
	BROOKE	1	-	-	-	-	-	-	-	-	-	1
	HANCOCK	-	-	-	-	-	-	-	-	-	-	-
	OHIO	2	1	-	-	-	1	2	-	-	-	6
	Total	3	1	1	1	1	1	2	2	1	1	7
02 Circuit												
	MARSHALL	-	1	-	-	-	-	-	-	-	-	1
	TYLER	-	-	-	-	-	-	-	-	-	-	-
	WETZEL	1	-	-	-	-	-	-	-	-	-	1
	Total	1	1	1	1	1	1	1	1	1	1	2
03 Circuit												
	DODDRIDGE	7	3	-	-	-	-	-	-	-	1	11
	PLEASANTS	6	10	-	-	1	5	-	-	-	-	22
	RITCHIE	12	15	-	-	-	1	-	-	-	-	28
	Total	25	28	1	1	1	6	1	1	1	1	61
04 Circuit												
	WIRT	-	-	-	-	-	-	-	-	-	-	-
	WOOD	10	-	-	-	-	7	-	-	-	-	17
	Total	10	1	1	1	1	7	1	1	1	1	17
05 Circuit												
	CALHOUN	5	-	-	-	-	-	-	-	-	-	5
	JACKSON	2	-	-	-	-	-	-	-	-	-	2
	MASON	3	-	-	-	-	-	-	-	-	-	3
	ROANE	2	-	-	-	-	-	-	-	-	-	2
	Total	12	1	1	1	1	1	1	1	1	1	12
06 Circuit												
	CABELL	36	1	-	-	-	2	1	-	-	-	40
	Total	36	1	1	1	1	2	1	1	1	1	40
07 Circuit												
	LOGAN	4	-	-	-	-	-	-	-	-	2	6
	Total	4	1	1	1	1	1	1	1	1	2	6
08 Circuit												
	MCDOWELL	14	-	-	1	-	-	2	-	-	-	17
	Total	14	1	1	1	1	1	2	2	2	1	17
09 Circuit												
	MERCER	32	-	-	2	-	3	1	-	-	-	38
	Total	32	1	1	2	2	3	1	1	1	1	38
10 Circuit												
	RALEIGH	5	-	-	-	2	1	-	-	-	-	8
	Total	5	1	1	1	2	1	1	1	1	1	8

PUBLIC DEFENDER SERVICES
TOTAL DIRECT EXPENSE CLAIMS PAID BY CASE TYPE

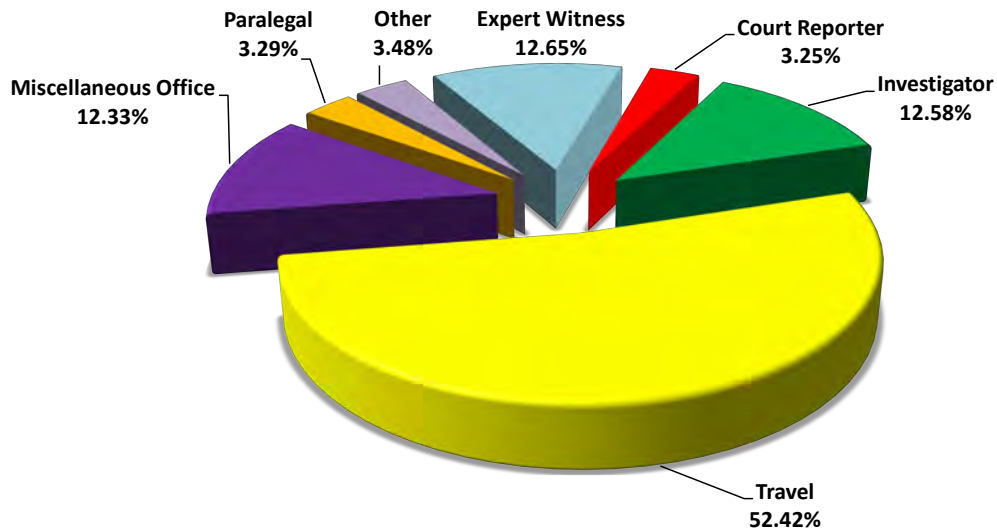
Circuit	Felony	Misd.	Mental Hygiene	Juvenile	Parole Prob. Rev.	Term/ Abuse & Neglect	Habeas	Sup. Ct.	Municipal Court	Other	Total Claims
11 Circuit											
GREENBRIER	2	-	-	-	-	-	-	-	-	-	2
POCAHONTAS	3	-	-	-	-	-	-	-	-	-	3
Total	5	-	-	-	-	-	-	-	-	-	5
12 Circuit											
FAYETTE	-	-	-	-	-	-	-	-	-	-	-
Total	-	-	-	-	-	-	-	-	-	-	-
13 Circuit											
KANAWHA	68	2	-	-	1	6	5	-	-	2	84
Total	68	2	-	-	1	6	5	-	-	2	84
14 Circuit											
BRAXTON	1	-	-	-	-	-	-	-	-	-	1
CLAY	3	-	-	-	-	-	-	-	-	-	3
GILMER	-	-	-	-	-	1	-	-	-	-	1
WEBSTER	1	-	-	-	-	1	-	-	-	-	2
Total	5	-	-	-	-	2	-	-	-	-	7
15 Circuit											
HARRISON	8	-	-	-	-	-	-	-	-	-	8
Total	8	-	-	-	-	-	-	-	-	-	8
16 Circuit											
MARION	13	-	-	-	-	-	-	-	-	-	13
Total	13	-	-	-	-	-	-	-	-	-	13
17 Circuit											
MONONGALIA	9	1	-	-	-	1	-	-	-	-	11
Total	9	1	-	-	-	1	-	-	-	-	11
18 Circuit											
PRESTON	1	-	-	-	-	-	-	-	-	-	1
Total	1	-	-	-	-	-	-	-	-	-	1
19 Circuit											
BARBOUR	-	-	-	1	-	-	-	-	-	-	1
TAYLOR	-	-	-	-	-	-	-	-	-	-	-
Total	-	-	-	1	-	-	-	-	-	-	1
20 Circuit											
RANDOLPH	4	-	-	-	-	-	-	-	-	-	4
Total	4	-	-	-	-	-	-	-	-	-	4
21 Circuit											
GRANT	3	-	-	-	-	-	-	-	-	-	3
MINERAL	3	1	-	-	-	1	-	-	-	-	5
TUCKER	-	-	-	-	-	-	-	-	-	-	-
Total	6	1	-	-	-	1	-	-	-	-	8

**PUBLIC DEFENDER SERVICES
TOTAL DIRECT EXPENSE CLAIMS PAID BY CASE TYPE**

Circuit County	Felony	Misd.	Mental Hygiene	Juvenile	Parole Prob. Rev.	Term/ Abuse & Neglect	Habeas	Sup. Ct.	Municipal Court	Other	Total Claims
22 Circuit											
HAMPSHIRE	3	2	-	1	-	-	-	-	-	-	6
HARDY	11	-	-	2	2	1	-	-	-	-	16
PENDLETON	-	-	-	-	-	-	-	-	-	-	-
Total	14	2	-	3	2	1	-	-	-	-	22
23 Circuit											
BERKELEY	30	-	-	-	-	7	1	-	1	-	39
JEFFERSON	15	-	-	-	-	1	-	-	-	-	16
MORGAN	10	-	-	-	-	5	-	-	-	-	15
Total	55	-	-	-	-	13	1	-	1	-	70
24 Circuit											
WAYNE	7	-	-	-	-	-	-	-	-	-	7
Total	7	-	-	-	-	-	-	-	-	-	7
25 Circuit											
BOONE	4	-	-	1	-	-	-	-	-	-	5
LINCOLN	1	-	-	-	-	-	-	-	-	-	1
Total	5	-	-	1	-	-	-	-	-	-	6
26 Circuit											
LEWIS	-	-	-	-	-	-	-	-	-	-	-
UPSHUR	-	-	-	-	-	-	-	-	-	-	-
Total	-	-	-	-	-	-	-	-	-	-	-
27 Circuit											
WYOMING	38	3	-	1	-	1	-	-	-	-	43
Total	38	3	-	1	-	1	-	-	-	-	43
28 Circuit											
NICHOLAS	1	-	-	-	-	1	-	-	-	-	2
Total	1	-	-	-	-	1	-	-	-	-	2
29 Circuit											
PUTNAM	20	1	-	2	-	6	1	-	1	1	32
Total	20	1	-	2	-	6	1	-	1	1	32
30 Circuit											
MINGO	4	-	-	-	-	-	-	-	-	-	4
Total	4	-	-	-	-	-	-	-	-	-	4
31 Circuit											
MONROE	-	-	-	-	-	-	-	-	-	-	-
SUMMERS	2	-	-	-	-	-	-	-	-	-	2
Total	2	-	-	-	-	-	-	-	-	-	2
WV TOTAL	407	41	-	11	6	52	13	-	2	6	538

**PUBLIC DEFENDER SERVICES
APPOINTED COUNSEL EXPENSES PAID BY CATEGORY**

Expert Witness	\$317,248.49
Court Reporter	\$81,470.69
Investigator	\$315,550.45
Travel	\$1,314,342.80
Miscellaneous Office	\$309,248.25
Paralegal	\$82,383.64
Other	\$87,297.52
Total Expenses	\$2,507,541.84



**PUBLIC DEFENDER SERVICES
APPOINTED COUNSEL TOTAL EXPENSES PAID BY CATEGORY**

Circuit County	Expert Witness	Court Reporter	Investigator	Travel	Misc. Office	Paralegal	Other	Total Expenses
01 Circuit								
BROOKE	2,000.00	1,868.25	-	19,825.14	2,892.60	751.50	1,217.34	28,554.83
HANCOCK	-	161.70	6.00	19,167.49	5,279.13	857.50	294.37	25,766.19
OHIO	10,622.66	5,146.90	3,841.67	19,962.64	13,212.33	1,924.67	6,153.17	60,864.04
Total	12,622.66	7,176.85	3,847.67	58,955.27	21,384.06	3,533.67	7,664.88	115,185.06
02 Circuit								
MARSHALL	925.00	1,739.65	-	4,864.55	2,755.55	-	4,169.36	14,454.11
TYLER	-	38.50	-	9,155.86	465.44	-	-	9,659.80
WETZEL	-	26.00	1,264.89	15,964.51	1,134.10	-	680.80	19,070.30
Total	925.00	1,804.15	1,264.89	29,984.92	4,355.09	-	4,850.16	43,184.21
03 Circuit								
DODDRIDGE	13,518.75	-	6,041.31	21,547.77	1,371.38	878.80	6.00	43,364.01
PLEASANTS	-	520.65	8,039.03	12,269.50	726.29	384.80	-	21,940.27
RITCHIE	-	721.10	11,291.45	14,744.62	2,551.73	464.50	569.02	30,342.42
Total	13,518.75	1,241.75	25,371.79	48,561.89	4,649.40	1,728.10	575.02	95,646.70
04 Circuit								
WIRT	-	-	-	3,135.54	574.43	464.40	1.00	4,175.37
WOOD	10,101.00	2,266.64	10,846.34	19,758.33	18,828.40	12,706.87	948.33	75,455.91
Total	10,101.00	2,266.64	10,846.34	22,893.87	19,402.83	13,171.27	949.33	79,631.28
05 Circuit								
CALHOUN	-	431.65	6,330.62	14,146.50	1,098.34	-	142.85	22,149.96
JACKSON	-	7,021.90	10,630.53	43,096.95	3,123.73	-	-	63,873.11
MASON	1,721.21	762.85	2,971.65	23,776.66	4,872.35	3,926.00	129.36	38,160.08
ROANE	-	3,739.32	853.19	35,953.71	2,559.51	-	349.49	43,455.22
Total	1,721.21	11,955.72	20,785.99	116,973.82	11,653.93	3,926.00	621.70	167,638.37
06 Circuit								
CABELL	6,247.50	3,614.60	37,026.57	21,495.07	7,685.41	15,364.00	972.00	92,405.15
Total	6,247.50	3,614.60	37,026.57	21,495.07	7,685.41	15,364.00	972.00	92,405.15
07 Circuit								
LOGAN	-	8,764.15	630.00	30,112.60	5,759.18	0.25	161.65	45,427.83
Total	-	8,764.15	630.00	30,112.60	5,759.18	0.25	161.65	45,427.83
08 Circuit								
MCDOWELL	1,400.00	107.00	17,388.10	25,642.97	5,030.53	1,142.28	1,615.11	52,325.99
Total	1,400.00	107.00	17,388.10	25,642.97	5,030.53	1,142.28	1,615.11	52,325.99
09 Circuit								
MERCER	26,441.50	1,483.60	28,531.70	76,463.92	19,340.01	6,928.77	23,133.89	182,323.39
Total	26,441.50	1,483.60	28,531.70	76,463.92	19,340.01	6,928.77	23,133.89	182,323.39
10 Circuit								
RALEIGH	3,937.50	600.15	5,351.19	58,797.03	7,952.50	320.80	3,656.73	80,615.90
Total	3,937.50	600.15	5,351.19	58,797.03	7,952.50	320.80	3,656.73	80,615.90

**PUBLIC DEFENDER SERVICES
APPOINTED COUNSEL TOTAL EXPENSES PAID BY CATEGORY**

Circuit County	Expert Witness	Court Reporter	Investigator	Travel	Misc. Office	Paralegal	Other	Total Expenses
11 Circuit								
GREENBRIER	5,000.00	1,115.00	-	2,908.78	970.23	1,982.00	-	11,976.01
POCAHONTAS	-	642.95	-	7,968.47	299.02	1,084.00	326.00	10,320.44
Total	5,000.00	1,757.95	-	10,877.25	1,269.25	3,066.00	326.00	22,296.45
12 Circuit								
FAYETTE	-	1,128.25	-	17,220.51	3,024.63	219.78	1,536.16	23,129.33
Total	-	1,128.25	-	17,220.51	3,024.63	219.78	1,536.16	23,129.33
13 Circuit								
KANAWHA	2,537.00	4,192.32	44,355.62	46,751.89	20,164.55	1,354.55	558.10	119,914.03
Total	2,537.00	4,192.32	44,355.62	46,751.89	20,164.55	1,354.55	558.10	119,914.03
14 Circuit								
BRAXTON	-	1,251.25	4.00	63,349.01	9,199.25	159.75	-	73,963.26
CLAY	-	-	1,467.86	21,753.75	4,233.89	3.70	-	27,459.20
GILMER	850.00	-	-	34,461.79	2,747.17	426.00	-	38,484.96
WEBSTER	1,500.00	-	1,560.80	45,610.57	5,342.70	2,149.29	-	56,163.36
Total	2,350.00	1,251.25	3,032.66	165,175.12	21,523.01	2,738.74	-	196,070.78
15 Circuit								
HARRISON	-	1,257.36	5,191.32	18,992.19	17,573.54	2,354.00	2,135.49	47,503.90
Total	-	1,257.36	5,191.32	18,992.19	17,573.54	2,354.00	2,135.49	47,503.90
16 Circuit								
MARION	9,135.20	6,068.70	6,086.30	26,716.51	19,566.28	2,783.97	4,647.43	75,004.39
Total	9,135.20	6,068.70	6,086.30	26,716.51	19,566.28	2,783.97	4,647.43	75,004.39
17 Circuit								
MONONGALIA	16,210.00	1,233.05	1,092.82	37,706.49	13,647.05	5,761.46	10,668.76	86,319.63
Total	16,210.00	1,233.05	1,092.82	37,706.49	13,647.05	5,761.46	10,668.76	86,319.63
18 Circuit								
PRESTON	-	347.65	1,246.00	23,465.61	4,558.21	1,838.91	159.85	31,616.23
Total	-	347.65	1,246.00	23,465.61	4,558.21	1,838.91	159.85	31,616.23
19 Circuit								
BARBOUR	3,000.00	-	4.00	22,683.70	5,704.57	20.00	-	31,412.27
TAYLOR	46.00	368.20	-	20,007.68	6,751.65	68.00	605.97	27,847.50
Total	3,046.00	368.20	4.00	42,691.38	12,456.22	88.00	605.97	59,259.77
20 Circuit								
RANDOLPH	5,700.00	112.00	-	30,096.73	10,193.14	-	162.88	46,264.75
Total	5,700.00	112.00	-	30,096.73	10,193.14	-	162.88	46,264.75
21 Circuit								
GRANT	1,800.00	445.45	467.38	14,726.63	1,404.18	-	-	18,843.64
MINERAL	8,300.00	-	53.00	6,640.86	3,557.57	-	94.41	18,645.84
TUCKER	-	-	-	8,118.23	420.38	92.80	-	8,631.41
Total	10,100.00	445.45	520.38	29,485.72	5,382.13	92.80	94.41	46,120.89

**PUBLIC DEFENDER SERVICES
APPOINTED COUNSEL TOTAL EXPENSES PAID BY CATEGORY**

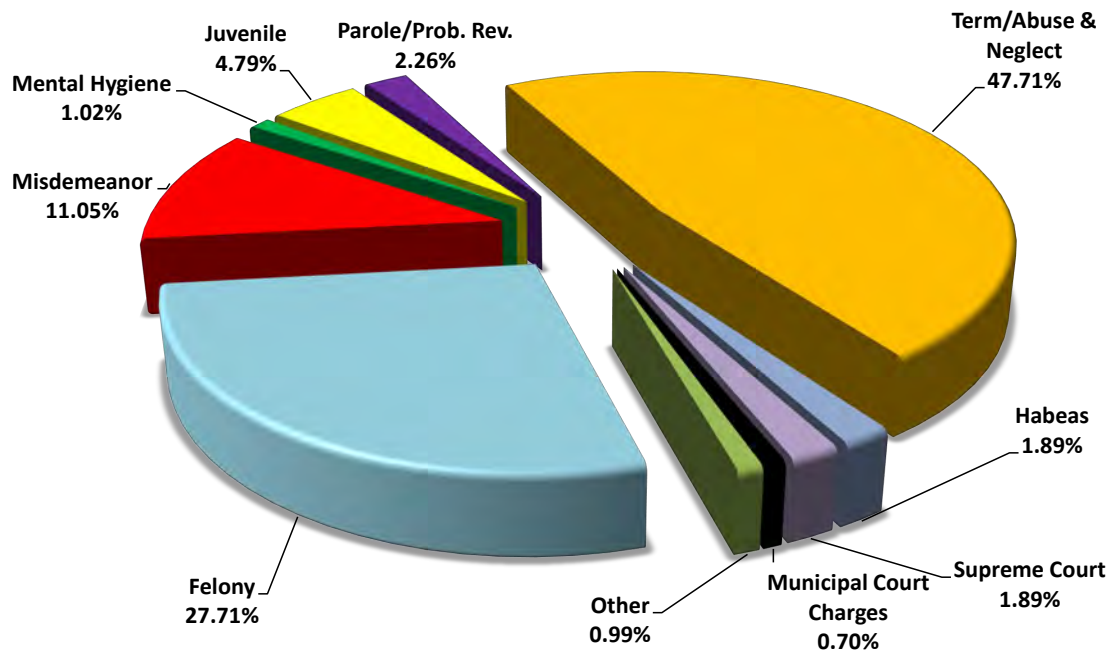
Circuit County	Expert Witness	Court Reporter	Investigator	Travel	Misc. Office	Paralegal	Other	Total Expenses
22 Circuit								
HAMPSHIRE	10,479.00	-	-	21,112.83	8,191.02	30.94	963.18	40,776.97
HARDY	26,462.50	931.70	20,834.34	15,437.42	3,450.11	129.38	665.53	67,910.98
PENDELTON	1,150.00	-	-	7,605.25	532.41	-	26.20	9,313.86
Total	38,091.50	931.70	20,834.34	44,155.50	12,173.54	160.32	1,654.91	118,001.81
23 Circuit								
BERKELEY	53,240.11	8,583.55	14,996.45	26,939.32	11,698.41	3,657.88	7,717.36	126,833.08
JEFFERSON	51,256.98	2,548.40	5,571.06	20,550.52	3,789.32	2,494.50	1,147.28	87,358.06
MORGAN	26,024.59	2,338.70	-	13,242.85	1,795.30	730.50	5,996.64	50,128.58
Total	130,521.68	13,470.65	20,567.51	60,732.69	17,283.03	6,882.88	14,861.28	264,319.72
24 Circuit								
WAYNE	-	865.20	8,223.44	20,620.56	2,578.68	4,350.00	79.50	36,717.38
Total	-	865.20	8,223.44	20,620.56	2,578.68	4,350.00	79.50	36,717.38
25 Circuit								
BOONE	-	1,713.25	499.90	18,807.57	1,829.68	1,246.16	629.56	24,726.12
LINCOLN	-	-	1,101.58	28,006.36	1,694.77	-	7.50	30,810.21
Total	-	1,713.25	1,601.48	46,813.93	3,524.45	1,246.16	637.06	55,536.33
26 Circuit								
LEWIS	1,850.00	169.50	-	31,747.15	4,183.95	-	-	37,950.60
UPSHUR	-	46.00	-	11,647.65	2,651.27	2.89	-	14,347.81
Total	1,850.00	215.50	-	43,394.80	6,835.22	2.89	-	52,298.41
27 Circuit								
WYOMING	1,400.00	-	32,447.35	30,185.04	10,497.46	2,959.56	761.26	78,250.67
Total	1,400.00	-	32,447.35	30,185.04	10,497.46	2,959.56	761.26	78,250.67
28 Circuit								
NICHOLAS	-	2,121.75	-	51,899.11	5,174.63	192.08	85.00	59,472.57
Total	-	2,121.75	-	51,899.11	5,174.63	192.08	85.00	59,472.57
29 Circuit								
PUTNAM	14,391.99	4,177.85	16,327.22	54,864.66	9,211.16	176.40	3,731.13	102,880.41
Total	14,391.99	4,177.85	16,327.22	54,864.66	9,211.16	176.40	3,731.13	102,880.41
30 Circuit								
MINGO	-	798.00	1,761.50	3,042.85	3,779.31	-	20.50	9,402.16
Total	-	798.00	1,761.50	3,042.85	3,779.31	-	20.50	9,402.16
31 Circuit								
MONROE	-	-	-	6,964.18	396.48	-	-	7,360.66
SUMMERS	-	-	1,214.27	12,608.72	1,223.34	-	371.36	15,417.69
Total	-	-	1,214.27	19,572.90	1,619.82	-	371.36	22,778.35
WV TOTAL	317,248.49	81,470.69	315,550.45	1,314,342.80	309,248.25	82,383.64	87,297.52	2,507,541.84

**PUBLIC DEFENDER SERVICES
APPOINTED COUNSEL HOURS PAID BY CASE TYPE**

Felony	148,955.34
Misdemeanor	59,400.80
Mental Hygiene	5,462.20
Juvenile	25,733.59
Parole/Prob. Rev.	12,132.20
Term/Abuse & Neglect	256,450.41
Habeas	10,185.60
Supreme Court	10,143.30
Municipal Court Charges	3,759.00
Other	5,319.20

Mag. Ct. Appeal, Mandamus/Prohibition,
Extradition, Contempt, Fugitive, Misc.

Total Hours Paid	537,541.64
-------------------------	-------------------



**PUBLIC DEFENDER SERVICES
APPOINTED COUNSEL HOURS PAID BY CASE TYPE**

Circuit County	Felony	Misd.	Mental Hygiene	Juvenile	Parole Prob. Rev.	Term/ Abuse & Neglect	Habeas	Sup. Ct.	Municipal Court	Other	Total Claims
01 Circuit											
BROOKE	1,975.30	1,124.80	9.70	267.30	110.00	3,951.00	50.10	-	-	19.40	7,507.60
HANCOCK	2,211.60	413.80	6.80	407.10	271.00	4,925.40	96.80	38.30	8.00	37.60	8,416.40
OHIO	3,418.10	539.30	411.90	126.60	114.70	10,743.40	627.50	659.00	-	32.00	16,672.50
Total	7,605.00	2,077.90	428.40	801.00	495.70	19,619.80	774.40	697.30	8.00	89.00	32,596.50
02 Circuit											
MARSHALL	1,894.20	620.60	298.80	90.70	236.40	1,386.10	156.60	14.80	-	30.60	4,728.80
TYLER	476.30	375.70	49.20	36.80	118.40	466.30	-	-	-	9.20	1,531.90
WETZEL	922.90	410.10	310.90	58.80	93.40	1,486.80	144.90	21.50	-	-	3,449.30
Total	3,293.40	1,406.40	658.90	186.30	448.20	3,339.20	301.50	36.30	-	39.80	9,710.00
03 Circuit											
DODDRIDGE	687.30	653.40	86.50	88.60	480.00	1,140.90	-	-	37.30	145.40	3,319.40
PLEASANTS	829.70	526.90	17.20	180.10	131.00	1,076.40	-	-	-	33.90	2,795.20
RITCHIE	1,197.00	1,095.40	26.10	60.10	70.40	1,313.20	-	11.80	-	29.10	3,803.10
Total	2,714.00	2,275.70	129.80	328.80	681.40	3,530.50	-	11.80	37.30	208.40	9,917.70
04 Circuit											
WIRT	196.60	24.00	4.70	28.20	-	592.10	-	-	-	-	845.60
WOOD	4,094.40	1,284.60	402.80	262.70	86.30	10,356.00	369.10	659.60	-	47.50	17,563.00
Total	4,291.00	1,308.60	407.50	290.90	86.30	10,948.10	369.10	659.60	-	47.50	18,408.60
05 Circuit											
CALHOUN	654.00	132.40	11.20	45.60	10.60	1,824.60	-	33.80	-	24.20	2,736.40
JACKSON	2,327.20	361.40	6.10	228.40	115.30	5,742.00	100.60	65.00	-	154.80	9,100.80
MASON	2,628.10	1,594.00	86.40	922.30	224.80	1,095.80	474.00	21.10	-	83.60	7,130.10
ROANE	1,537.10	236.20	25.60	294.50	108.20	3,541.80	523.70	156.40	-	55.70	6,479.20
Total	7,146.40	2,324.00	129.30	1,490.80	458.90	12,204.20	1,098.30	276.30	-	318.30	25,446.50
06 Circuit											
CABELL	7,713.70	759.00	1,434.30	369.50	695.50	11,773.30	864.70	996.00	-	183.20	24,789.20
Total	7,713.70	759.00	1,434.30	369.50	695.50	11,773.30	864.70	996.00	-	183.20	24,789.20
07 Circuit											
LOGAN	2,545.24	3,686.80	-	488.00	260.10	4,428.73	279.70	143.70	-	59.90	11,892.17
Total	2,545.24	3,686.80	-	488.00	260.10	4,428.73	279.70	143.70	-	59.90	11,892.17
08 Circuit											
MCDOWELL	2,533.40	648.30	44.30	302.60	20.60	4,060.60	676.30	33.50	-	38.70	8,358.30
Total	2,533.40	648.30	44.30	302.60	20.60	4,060.60	676.30	33.50	-	38.70	8,358.30
09 Circuit											
MERCER	9,189.80	1,100.20	106.70	3,432.50	454.40	15,189.60	140.50	442.00	158.60	414.30	30,628.60
Total	9,189.80	1,100.20	106.70	3,432.50	454.40	15,189.60	140.50	442.00	158.60	414.30	30,628.60
10 Circuit											
RALEIGH	4,095.10	1,396.00	13.50	171.00	627.70	13,402.80	149.70	476.10	-	38.70	20,370.60
Total	4,095.10	1,396.00	13.50	171.00	627.70	13,402.80	149.70	476.10	-	38.70	20,370.60

**PUBLIC DEFENDER SERVICES
APPOINTED COUNSEL HOURS PAID BY CASE TYPE**

Circuit County	Felony	Misd.	Mental Hygiene	Juvenile	Parole Prob. Rev.	Term/ Abuse & Neglect	Habeas	Sup. Ct.	Municipal Court	Other	Total Claims
11 Circuit											
GREENBRIER	1,533.00	334.40	14.40	212.90	49.50	4,106.70	100.40	70.60	13.80	46.70	6,482.40
POCAHONTAS	803.40	308.30	5.60	57.40	4.50	764.20	-	54.90	-	9.00	2,007.30
Total	2,336.40	642.70	20.00	270.30	54.00	4,870.90	100.40	125.50	13.80	55.70	8,489.70
12 Circuit											
FAYETTE	2,487.40	724.10	11.50	430.70	56.20	3,759.10	170.20	267.10	32.50	14.00	7,952.80
Total	2,487.40	724.10	11.50	430.70	56.20	3,759.10	170.20	267.10	32.50	14.00	7,952.80
13 Circuit											
KANAWHA	10,142.63	4,068.90	-	1,343.59	614.70	24,694.38	1,600.20	795.50	2,178.90	312.80	45,751.60
Total	10,142.63	4,068.90	-	1,343.59	614.70	24,694.38	1,600.20	795.50	2,178.90	312.80	45,751.60
14 Circuit											
BRAXTON	2,873.50	1,101.20	25.70	262.90	332.20	5,582.20	155.90	131.00	-	89.50	10,554.10
CLAY	1,095.80	1,031.00	16.00	81.80	128.80	3,229.70	77.40	170.30	-	30.90	5,861.70
GILMER	1,223.70	810.50	4.80	278.20	41.30	1,782.90	90.90	-	-	93.80	4,326.10
WEBSTER	1,613.40	404.40	9.60	387.50	154.90	5,860.50	29.10	186.90	-	56.40	8,702.70
Total	6,806.40	3,347.10	56.10	1,010.40	657.20	16,455.30	353.30	488.20	-	270.60	29,444.60
15 Circuit											
HARRISON	3,581.00	1,091.50	142.70	279.70	240.20	7,731.20	536.00	241.20	-	97.20	13,940.70
Total	3,581.00	1,091.50	142.70	279.70	240.20	7,731.20	536.00	241.20	-	97.20	13,940.70
16 Circuit											
MARION	8,079.80	3,173.60	651.30	1,979.50	616.50	9,341.20	452.60	683.00	115.30	384.70	25,477.50
Total	8,079.80	3,173.60	651.30	1,979.50	616.50	9,341.20	452.60	683.00	115.30	384.70	25,477.50
17 Circuit											
MONONGALIA	10,062.10	5,686.50	404.10	2,369.70	809.00	7,754.30	286.20	176.30	751.40	669.80	28,969.40
Total	10,062.10	5,686.50	404.10	2,369.70	809.00	7,754.30	286.20	176.30	751.40	669.80	28,969.40
18 Circuit											
PRESTON	1,995.70	397.40	1.80	119.20	166.60	3,132.10	211.30	88.30	-	144.90	6,257.30
Total	1,995.70	397.40	1.80	119.20	166.60	3,132.10	211.30	88.30	-	144.90	6,257.30
19 Circuit											
BARBOUR	1,350.20	810.00	13.30	94.80	116.80	4,661.20	-	130.30	-	37.50	7,214.10
TAYLOR	1,723.70	656.30	49.70	150.30	83.80	4,974.70	43.20	100.50	-	99.80	7,882.00
Total	3,073.90	1,466.30	63.00	245.10	200.60	9,635.90	43.20	230.80	-	137.30	15,096.10
20 Circuit											
RANDOLPH	5,513.60	2,623.90	30.40	686.10	946.20	4,281.50	91.90	478.00	455.10	164.80	15,271.50
Total	5,513.60	2,623.90	30.40	686.10	946.20	4,281.50	91.90	478.00	455.10	164.80	15,271.50
21 Circuit											
GRANT	1,063.90	479.50	58.70	59.00	106.50	1,760.20	12.20	74.50	-	24.50	3,639.00
MINERAL	1,363.30	1,135.00	13.10	220.80	244.20	1,894.10	-	187.50	-	17.90	5,075.90
TUCKER	728.40	278.00	-	50.90	13.40	283.60	-	1.10	-	16.70	1,372.10
Total	3,155.60	1,892.50	71.80	330.70	364.10	3,937.90	12.20	263.10	-	59.10	10,087.00

**PUBLIC DEFENDER SERVICES
APPOINTED COUNSEL HOURS PAID BY CASE TYPE**

Circuit County	Felony	Misd.	Mental Hygiene	Juvenile	Parole Prob. Rev.	Term/ Abuse & Neglect	Habeas	Sup. Ct.	Municipal Court	Other	Total Claims
22 Circuit											
HAMPSHIRE	1,530.90	1,434.40	24.00	372.20	102.00	4,565.80	111.20	330.20	2.40	113.30	8,586.40
HARDY	1,905.37	1,494.20	15.90	530.70	125.80	1,802.60	-	-	-	59.00	5,933.57
PENDLETON	323.10	258.10	4.90	188.40	50.90	429.20	-	-	-	21.90	1,276.50
Total	3,759.37	3,186.70	44.80	1,091.30	278.70	6,797.60	111.20	330.20	2.40	194.20	15,796.47
23 Circuit											
BERKELEY	5,894.90	1,483.00	-	348.80	418.00	10,617.10	353.00	563.60	0.90	137.30	19,816.60
JEFFERSON	3,047.70	551.70	-	134.50	222.60	4,121.90	240.00	321.20	-	38.50	8,678.10
MORGAN	1,616.20	218.10	-	196.90	42.30	1,643.70	-	114.00	-	4.10	3,835.30
Total	10,558.80	2,252.80	-	680.20	682.90	16,382.70	593.00	998.80	0.90	179.90	32,330.00
24 Circuit											
WAYNE	2,628.50	322.10	18.90	76.10	291.20	5,266.80	167.80	295.50	-	13.70	9,080.60
Total	2,628.50	322.10	18.90	76.10	291.20	5,266.80	167.80	295.50	-	13.70	9,080.60
25 Circuit											
BOONE	1,589.50	899.40	25.40	1,225.00	56.50	2,592.50	73.40	196.90	-	23.80	6,682.40
LINCOLN	2,028.60	825.50	125.70	84.20	411.70	6,442.60	126.20	63.00	1.80	415.50	10,524.80
Total	3,618.10	1,724.90	151.10	1,309.20	468.20	9,035.10	199.60	259.90	1.80	439.30	17,207.20
26 Circuit											
LEWIS	3,503.90	1,300.60	96.90	147.30	329.40	2,161.20	255.70	206.70	-	79.00	8,080.70
UPSHUR	2,102.70	1,131.70	31.10	253.60	263.20	960.10	59.90	16.00	-	41.30	4,859.60
Total	5,606.60	2,432.30	128.00	400.90	592.60	3,121.30	315.60	222.70	-	120.30	12,940.30
27 Circuit											
WYOMING	3,404.70	2,449.50	52.90	554.70	68.80	3,879.90	-	68.30	-	53.60	10,532.40
Total	3,404.70	2,449.50	52.90	554.70	68.80	3,879.90	-	68.30	-	53.60	10,532.40
28 Circuit											
NICHOLAS	1,771.50	410.90	-	100.60	22.40	8,251.90	65.20	123.00	-	17.60	10,763.10
Total	1,771.50	410.90	-	100.60	22.40	8,251.90	65.20	123.00	-	17.60	10,763.10
29 Circuit											
PUTNAM	5,382.50	3,552.50	226.50	4,165.70	626.70	3,581.70	122.60	70.00	3.00	523.90	18,255.10
Total	5,382.50	3,552.50	226.50	4,165.70	626.70	3,581.70	122.60	70.00	3.00	523.90	18,255.10
30 Circuit											
MINGO	1,694.80	694.90	8.10	129.80	128.30	4,933.70	98.90	163.10	-	9.40	7,861.00
Total	1,694.80	694.90	8.10	129.80	128.30	4,933.70	98.90	163.10	-	9.40	7,861.00
31 Circuit											
MONROE	735.70	133.20	15.80	98.00	1.50	462.00	-	-	-	-	1,446.20
SUMMERS	1,433.20	143.60	10.70	200.70	16.80	647.10	-	2.20	-	18.60	2,472.90
Total	2,168.90	276.80	26.50	298.70	18.30	1,109.10	-	2.20	-	18.60	3,919.10
WV TOTAL	148,955.34	59,400.80	5,462.20	25,733.59	12,132.20	256,450.41	10,185.60	10,143.30	3,759.00	5,319.20	537,541.64

**PUBLIC DEFENDER SERVICES
APPOINTED COUNSEL TIME PAID IN/OUT-OF-COURT**

In-Court at \$65 per hour	85,987.43
Out-Of-Court at \$45 per hour	451,554.21
Total Hours Paid	537,541.64



**PUBLIC DEFENDER SERVICES
APPOINTED COUNSEL IN/OUT OF COURT HOURS**

Circuit County	In-Court	Out-Of-Court	Total Hours
01 Circuit			
BROOKE	898.10	6,609.50	7,507.60
HANCOCK	850.30	7,566.10	8,416.40
OHIO	1,495.20	15,177.30	16,672.50
Total	3,243.60	29,352.90	32,596.50
02 Circuit			
MARSHALL	587.90	4,140.90	4,728.80
TYLER	190.60	1,341.30	1,531.90
WETZEL	429.90	3,019.40	3,449.30
Total	1,208.40	8,501.60	9,710.00
03 Circuit			
DODDRIDGE	415.60	2,903.80	3,319.40
PLEASANTS	370.00	2,425.20	2,795.20
RITCHIE	533.40	3,269.70	3,803.10
Total	1,319.00	8,598.70	9,917.70
04 Circuit			
WIRT	146.90	698.70	845.60
WOOD	2,646.70	14,916.30	17,563.00
Total	2,793.60	15,615.00	18,408.60
05 Circuit			
CALHOUN	527.10	2,209.30	2,736.40
JACKSON	1,867.20	7,233.60	9,100.80
MASON	1,182.20	5,947.90	7,130.10
ROANE	1,019.80	5,459.40	6,479.20
Total	4,596.30	20,850.20	25,446.50
06 Circuit			
CABELL	6,665.50	18,123.70	24,789.20
Total	6,665.50	18,123.70	24,789.20
07 Circuit			
LOGAN	1,836.00	10,056.17	11,892.17
Total	1,836.00	10,056.17	11,892.17
08 Circuit			
MCDOWELL	1,096.20	7,262.10	8,358.30
Total	1,096.20	7,262.10	8,358.30
09 Circuit			
MERCER	4,350.60	26,278.00	30,628.60
Total	4,350.60	26,278.00	30,628.60
10 Circuit			
RALEIGH	3,126.10	17,244.50	20,370.60
Total	3,126.10	17,244.50	20,370.60

**PUBLIC DEFENDER SERVICES
APPOINTED COUNSEL IN/OUT OF COURT HOURS**

Circuit County	In-Court	Out-Of-Court	Total Hours
11 Circuit			
GREENBRIER	892.40	5,590.00	6,482.40
POCAHONTAS	305.90	1,701.40	2,007.30
Total	1,198.30	7,291.40	8,489.70
12 Circuit			
FAYETTE	1,133.10	6,819.70	7,952.80
Total	1,133.10	6,819.70	7,952.80
13 Circuit			
KANAWHA	8,474.13	37,277.47	45,751.60
Total	8,474.13	37,277.47	45,751.60
14 Circuit			
BRAXTON	1,946.00	8,608.10	10,554.10
CLAY	780.10	5,081.60	5,861.70
GILMER	643.90	3,682.20	4,326.10
WEBSTER	1,730.50	6,972.20	8,702.70
Total	5,100.50	24,344.10	29,444.60
15 Circuit			
HARRISON	2,108.00	11,832.70	13,940.70
Total	2,108.00	11,832.70	13,940.70
16 Circuit			
MARION	2,131.90	23,345.60	25,477.50
Total	2,131.90	23,345.60	25,477.50
17 Circuit			
MONONGALIA	3,374.90	25,594.50	28,969.40
Total	3,374.90	25,594.50	28,969.40
18 Circuit			
PRESTON	736.40	5,520.90	6,257.30
Total	736.40	5,520.90	6,257.30
19 Circuit			
BARBOUR	891.20	6,322.90	7,214.10
TAYLOR	1,091.00	6,791.00	7,882.00
Total	1,982.20	13,113.90	15,096.10
20 Circuit			
RANDOLPH	2,963.30	12,308.20	15,271.50
Total	2,963.30	12,308.20	15,271.50
21 Circuit			
GRANT	590.50	3,048.50	3,639.00
MINERAL	706.90	4,369.00	5,075.90
TUCKER	155.40	1,216.70	1,372.10
Total	1,452.80	8,634.20	10,087.00

**PUBLIC DEFENDER SERVICES
APPOINTED COUNSEL IN/OUT OF COURT HOURS**

Circuit County	In-Court	Out-Of-Court	Total Hours
22 Circuit			
HAMPSHIRE	1,607.20	6,979.20	8,586.40
HARDY	1,062.20	4,871.37	5,933.57
PENDLETON	234.50	1,042.00	1,276.50
Total	2,903.90	12,892.57	15,796.47
23 Circuit			
BERKELEY	3,425.50	16,391.10	19,816.60
JEFFERSON	1,287.10	7,391.00	8,678.10
MORGAN	607.40	3,227.90	3,835.30
Total	5,320.00	27,010.00	32,330.00
24 Circuit			
WAYNE	2,691.50	6,389.10	9,080.60
Total	2,691.50	6,389.10	9,080.60
25 Circuit			
BOONE	1,989.80	4,692.60	6,682.40
LINCOLN	2,249.90	8,274.90	10,524.80
Total	4,239.70	12,967.50	17,207.20
26 Circuit			
LEWIS	1,433.90	6,646.80	8,080.70
UPSHUR	1,002.10	3,857.50	4,859.60
Total	2,436.00	10,504.30	12,940.30
27 Circuit			
WYOMING	1,461.40	9,071.00	10,532.40
Total	1,461.40	9,071.00	10,532.40
28 Circuit			
NICHOLAS	1,339.90	9,423.20	10,763.10
Total	1,339.90	9,423.20	10,763.10
29 Circuit			
PUTNAM	2,855.40	15,399.70	18,255.10
Total	2,855.40	15,399.70	18,255.10
30 Circuit			
MINGO	1,210.10	6,650.90	7,861.00
Total	1,210.10	6,650.90	7,861.00
31 Circuit			
MONROE	234.10	1,212.10	1,446.20
SUMMERS	404.60	2,068.30	2,472.90
Total	638.70	3,280.40	3,919.10
WV TOTAL	85,987.43	451,554.21	537,541.64

**PUBLIC DEFENDER SERVICES
APPOINTED COUNSEL STATEWIDE AVERAGE COSTS BY CASE TYPE
WITHOUT DIRECT EXPENSES OR SUPPLEMENTALS**

Felony	\$953.41
Misdemeanor	\$327.86
Mental Hygiene	\$124.31
Juvenile	\$745.71
Parole/Prob. Rev.	\$356.17
Term/ Abuse & Neglect	\$1,221.86
Habeas	\$2,475.67
Supreme Court	\$1,874.29
Municipal Court Charges	\$315.68
Other	\$320.02
Mag. Ct. Appeal, Mandamus/Prohibition, Extradition, Contempt, Fugitive, Misc.	
<hr/>	
Statewide Average	\$772.84
<hr/>	

PUBLIC DEFENDER SERVICES
APPOINTED COUNSEL AVERAGE COST BY CASE TYPE
WITHOUT DIRECT EXPENSES OR SUPPLEMENTALS

Circuit County	Felony	Misd.	Mental Hygiene	Juvenile	Parole Prob. Rev.	Term/ Abuse & Neglect	Habeas	Sup. Ct.	Municipal Court	Other	Average Cost Per Claim
01 Circuit											
BROOKE	1,430.22	881.81	193.57	1,281.50	767.06	2,109.53	2,328.23	-	-	331.55	1,484.01
HANCOCK	1,469.82	651.55	206.75	1,226.53	524.80	1,828.42	1,661.07	2,529.25	214.25	382.61	1,414.46
OHIO	1,361.74	369.43	86.20	1,082.07	630.34	2,032.75	5,137.61	3,335.48	-	1,536.37	1,122.87
Average	1,407.48	620.17	88.43	1,218.82	591.96	1,990.84	3,934.07	3,262.18	214.25	493.79	1,261.03
02 Circuit											
MARSHALL	1,243.64	313.97	118.34	551.18	300.74	1,261.92	1,591.59	339.49	-	363.93	567.72
TYLER	1,380.36	620.18	224.16	998.99	491.03	1,638.30	-	-	-	232.44	858.41
WETZEL	1,033.01	431.23	160.10	604.09	409.52	1,879.31	2,491.17	983.10	-	-	679.88
Average	1,193.63	400.50	141.68	628.52	360.73	1,548.98	1,928.93	554.03	-	320.10	641.61
03 Circuit											
DODDRIDGE	1,683.99	481.79	194.28	1,217.85	376.86	1,461.98	-	-	1,898.81	256.76	698.09
PLEASANTS	977.23	429.85	213.15	743.03	667.10	1,124.43	-	-	-	155.61	735.19
ITCHIE	1,191.10	495.47	251.44	429.28	321.63	1,565.38	-	553.10	-	229.28	806.65
Average	1,233.16	474.51	206.64	718.60	404.07	1,369.84	-	553.10	1,898.81	230.13	745.83
04 Circuit											
WIRT	1,623.24	332.55	76.93	746.94	-	1,245.04	-	-	-	-	1,101.59
WOOD	959.73	297.07	75.49	391.00	223.79	1,107.42	1,880.74	1,440.86	-	182.35	708.35
Average	977.42	297.71	75.51	411.34	223.79	1,114.30	1,880.74	1,440.86	-	182.35	720.40
05 Circuit											
CALHOUN	1,755.89	397.71	166.00	482.46	546.20	960.47	-	918.52	-	448.76	961.91
JACKSON	1,343.63	408.64	163.43	742.38	341.06	1,052.06	2,433.66	1,689.64	-	619.18	1,007.40
MASON	684.00	252.03	118.92	657.59	234.19	825.80	3,832.79	-	-	191.84	476.54
ROANE	1,131.81	290.53	210.23	744.77	321.38	1,225.77	2,946.67	1,317.89	-	343.20	1,009.70
Average	992.35	278.98	137.62	678.82	279.12	1,055.40	3,234.27	1,428.90	-	355.69	770.10
06 Circuit											
CABELL	1,000.21	366.51	104.08	281.61	311.03	901.16	2,283.62	2,050.47	-	434.24	606.62
Average	1,000.21	366.51	104.08	281.61	311.03	901.16	2,283.62	2,050.47	-	434.24	606.62
07 Circuit											
LOGAN	730.75	260.65	-	1,180.04	586.92	1,012.48	2,801.67	1,149.95	-	346.50	513.13
Average	730.75	260.65	-	1,180.04	586.92	1,012.48	2,801.67	1,149.95	-	346.50	513.13
08 Circuit											
MCDOWELL	1,379.91	406.88	227.98	797.03	561.82	1,272.17	4,557.17	767.05	-	482.08	1,123.13
Average	1,379.91	406.88	227.98	797.03	561.82	1,272.17	4,557.17	767.05	-	482.08	1,123.13
09 Circuit											
MERCER	1,134.71	317.68	171.90	1,130.44	356.07	1,221.10	3,500.65	2,133.49	316.37	425.65	1,001.59
Average	1,134.71	317.68	171.90	1,130.44	356.07	1,221.10	3,500.65	2,133.49	316.37	425.65	1,001.59
10 Circuit											
RALEIGH	1,176.58	393.06	147.68	404.06	692.54	1,186.59	2,323.85	2,396.27	-	409.52	1,015.15
Average	1,176.58	393.06	147.68	404.06	692.54	1,186.59	2,323.85	2,396.27	-	409.52	1,015.15

PUBLIC DEFENDER SERVICES
APPOINTED COUNSEL AVERAGE COST BY CASE TYPE
WITHOUT DIRECT EXPENSES OR SUPPLEMENTALS

Circuit County	Parole					Term/ Abuse & Neglect		Habeas	Sup. Ct.	Municipal Court	Other	Average Cost Per Claim
	Felony	Misd.	Mental Hygiene	Juvenile	Prob. Rev.							
11 Circuit												
GREENBRIER	1,029.70	364.65	124.86	811.47	325.69	1,781.29	4,684.38	1,783.55	353.31	588.26	1,186.46	
POCAHONTAS	1,606.91	456.54	180.25	469.26	-	1,960.28	-	2,925.99	-	234.30	1,112.16	
Average	1,181.01	406.22	138.70	703.40	357.63	1,808.21	-	2,164.36	353.31	470.27	1,167.03	
12 Circuit												
FAYETTE	721.60	146.14	167.38	1,586.23	447.05	1,142.50	1,799.03	1,307.87	155.55	240.31	627.79	
Average	721.60	146.14	167.38	1,586.23	447.05	1,142.50	1,799.03	1,307.87	155.55	240.31	627.79	
13 Circuit												
KANAWHA	618.72	345.27	-	714.25	404.63	882.30	2,649.29	1,265.43	309.25	348.23	664.65	
Average	618.72	345.27	-	714.25	404.63	882.30	2,649.29	1,265.43	309.25	348.23	664.65	
14 Circuit												
BRAXTON	1,007.78	328.78	86.54	1,000.60	312.60	1,388.52	3,942.09	1,298.96	-	349.55	850.68	
CLAY	852.03	399.03	236.82	765.28	1,107.47	1,629.02	2,079.58	2,019.27	-	387.27	927.00	
GILMER	1,166.40	471.63	161.92	879.42	626.56	1,746.65	1,139.79	-	-	170.27	888.22	
WEBSTER	1,360.79	326.44	116.58	2,060.31	493.04	1,260.44	1,548.75	1,700.44	-	657.52	1,101.36	
Average	1,068.23	375.31	117.65	1,159.45	415.63	1,409.15	2,016.80	1,651.63	-	273.78	934.42	
15 Circuit												
HARRISON	1,360.17	387.40	111.87	737.50	397.03	1,613.36	1,911.71	1,815.59	-	541.04	1,071.76	
Average	1,360.17	387.40	111.87	737.50	397.03	1,613.36	1,911.71	1,815.59	-	541.04	1,071.76	
16 Circuit												
MARION	954.14	337.29	228.50	816.10	313.45	1,210.58	2,461.47	5,282.86	292.12	290.22	734.12	
Average	954.14	337.29	228.50	816.10	313.45	1,210.58	2,461.47	5,282.86	292.12	290.22	734.12	
17 Circuit												
MONONGALIA	980.27	420.06	138.65	949.68	309.37	1,468.99	1,462.94	2,791.76	420.09	422.93	713.03	
Average	980.27	420.06	138.65	949.68	309.37	1,468.99	1,462.94	2,791.76	420.09	422.93	713.03	
18 Circuit												
PRESTON	942.79	419.57	97.00	855.28	343.06	1,268.27	2,126.18	1,280.04	-	550.18	947.76	
Average	942.79	419.57	97.00	855.28	343.06	1,268.27	2,126.18	1,280.04	-	550.18	947.76	
19 Circuit												
BARBOUR	518.34	225.18	192.76	496.36	252.78	974.20	-	969.43	-	131.72	588.77	
TAYLOR	614.60	227.02	247.38	859.04	315.84	795.44	2,509.69	1,596.37	-	127.99	580.97	
Average	568.49	226.00	232.82	635.85	275.42	873.43	2,509.69	1,157.51	-	128.99	584.69	
20 Circuit												
RANDOLPH	899.20	338.01	147.77	960.28	361.53	1,159.01	2,469.57	1,464.16	235.67	316.74	644.51	
Average	899.20	338.01	147.77	960.28	361.53	1,159.01	2,469.57	1,464.16	235.67	316.74	644.51	
21 Circuit												
GRANT	809.14	292.14	223.53	326.33	433.28	1,287.51	588.43	3,618.91	-	634.88	712.12	
MINERAL	556.68	234.68	111.25	188.36	250.37	1,161.48	-	1,879.65	-	128.23	446.49	
TUCKER	855.90	357.85	-	323.72	358.64	942.66	-	49.50	-	914.65	638.99	
Average	684.77	261.40	192.91	220.76	289.27	1,192.61	-	1,866.67	-	308.20	543.77	

PUBLIC DEFENDER SERVICES
APPOINTED COUNSEL AVERAGE COST BY CASE TYPE
WITHOUT DIRECT EXPENSES OR SUPPLEMENTALS

Circuit County	Term/ Parole										Average Cost Per Claim
	Felony	Misd.	Mental Hygiene	Juvenile	Prob. Rev.	Abuse & Neglect	Habeas	Sup. Ct.	Municipal Court	Other	
22 Circuit											
HAMPSHIRE	832.11	301.84	102.62	1,170.15	334.98	1,693.59	1,956.31	1,464.79	122.00	93.19	742.02
HARDY	1,745.66	334.47	155.38	1,721.13	408.21	1,702.99	-	-	-	143.86	836.07
PENDLETON	981.76	370.38	137.25	1,096.74	207.25	1,166.99	-	-	-	395.75	674.02
Average	1,203.22	321.40	120.99	1,368.01	332.52	1,648.45	-	1,464.79	122.00	115.86	770.57
23 Circuit											
BERKELEY	868.78	216.68	-	454.35	333.30	1,836.38	1,576.61	2,613.09	2,048.50	717.29	896.20
JEFFERSON	1,323.50	391.69	-	700.12	356.91	2,166.46	3,961.14	4,120.85	-	520.96	1,308.10
MORGAN	2,042.06	283.59	-	1,038.15	360.20	2,301.43	-	1,508.36	-	121.51	1,467.91
Average	1,087.93	250.00	-	592.61	342.38	1,952.89	-	2,693.70	2,048.50	601.00	1,038.44
24 Circuit											
WAYNE	903.02	338.79	140.77	583.88	315.07	943.78	1,768.50	1,868.80	-	215.30	829.19
Average	903.02	338.79	140.77	583.88	315.07	943.78	1,768.50	1,868.80	-	215.30	829.19
25 Circuit											
BOONE	647.95	269.70	199.90	325.47	240.43	841.31	1,873.76	4,855.29	-	215.12	506.56
LINCOLN	674.83	383.92	91.14	896.26	416.30	1,739.53	2,053.94	1,568.17	91.18	414.65	849.19
Average	662.25	312.24	100.90	339.60	380.01	1,322.68	1,981.87	3,211.73	91.18	394.01	668.61
26 Circuit											
LEWIS	1,044.91	264.52	233.78	788.57	273.88	1,058.14	2,791.94	3,586.51	-	197.84	637.42
UPSHUR	733.81	252.94	208.55	415.06	246.68	738.64	1,668.23	743.50	-	157.00	450.31
Average	902.64	259.05	227.10	506.16	261.28	936.51	2,470.88	2,875.76	-	181.51	552.41
27 Circuit											
WYOMING	951.65	334.73	219.25	490.59	446.29	1,124.12	-	5,007.21	-	889.04	667.55
Average	951.65	334.73	219.25	490.59	446.29	1,124.12	-	5,007.21	-	889.04	667.55
28 Circuit											
NICHOLAS	1,082.64	403.52	-	1,200.22	186.76	1,445.77	1,666.04	1,258.81	-	295.37	1,224.49
Average	1,082.64	403.52	-	1,200.22	186.76	1,445.77	1,666.04	1,258.81	-	295.37	1,224.49
29 Circuit											
PUTNAM	917.59	351.62	150.95	867.26	353.68	1,339.59	3,610.96	842.62	461.19	418.44	659.59
Average	917.59	351.62	150.95	867.26	353.68	1,339.59	3,610.96	842.62	461.19	418.44	659.59
30 Circuit											
MINGO	734.50	298.56	94.85	1,144.79	323.45	1,165.29	2,686.40	2,934.14	-	154.32	813.76
Average	734.50	298.56	94.85	1,144.79	323.45	1,165.29	2,686.40	2,934.14	-	154.32	813.76
31 Circuit											
MONROE	1,019.97	307.57	296.73	688.01	77.50	1,361.62	-	-	-	-	838.28
SUMMERS	1,315.81	258.76	290.85	763.57	516.13	988.61	-	200.35	-	973.06	929.59
Average	1,201.10	280.45	294.38	736.09	369.92	1,115.29	-	200.35	-	973.06	894.14
WV Average	953.41	327.86	124.31	745.71	356.17	1,221.86	2,475.67	1,874.29	315.68	320.02	772.84

PUBLIC DEFENDER SERVICES
CRIMINAL CHARGE AVERAGE (In Alphabetical Order)

CRIMINAL CHARGE	AVERAGE \$*	TOTAL \$	COUNT
ABUSE & NEGLECT	848.04	13,271,823.56	15,634
ABUSE & NEGLECT APPEAL	1,304.21	262,145.24	201
ACCESSORY	500.09	30,505.51	61
ADOPTION	430.34	430.34	1
ADULT ABUSE	821.08	17,242.58	21
AGGRAVATED ROBBERY	1,058.74	194,807.56	184
AIDING & ABETTING	559.65	11,193.06	20
ANIMAL CONTROL	377.29	9,432.17	25
ARSON	870.34	63,534.64	73
ASSAULT & BATTERY	356.92	336,575.93	943
ATTEMPT	845.41	124,274.82	146
AUTO TAMPERING	313.69	5,019.06	16
BOND REDUCTION	455.44	16,395.69	36
BRANDISHING WEAPON	410.36	40,626.00	99
BREAKING & ENTERING	686.52	295,204.43	429
BRIBERY	838.96	5,872.72	7
BURGLARY	715.82	554,046.41	770
CHILD ABUSE	819.08	339,917.63	413
COMPUTER RELATED FRAUD	550.62	26,429.53	48
CONCEAL A MINOR	786.89	7,868.92	10
CONCEAL DEAD BODY	1,918.17	9,590.85	5
CONSPIRACY	617.71	383,596.64	619
CONTEMPT	370.22	8,515.05	23
CONTRIBUTE DEL MINOR	353.40	13,782.79	39
CONTROLLED SUBSTANCES	542.99	2,018,847.11	3,708
COUNTERFEITING	375.22	16,884.72	45
CRUELTY TO ANIMALS	479.29	37,384.42	78
DEADLY WEAPON	518.11	105,693.73	203
DEL CONTRABAND INMATE	529.75	9,535.58	18
DESTRUCTION OF PROPERTY	407.11	139,231.56	342
DISORDERLY CONDUCT	359.46	34,507.79	96
DISTURB THE PEACE	324.84	7,146.46	22
DNR CHARGE	309.84	14,562.69	47
DOMESTIC VIOLENCE	366.95	727,659.10	1,980
DUI 1ST OFFENSE	313.98	346,009.73	1,102
DUI 2ND OFFENSE	376.49	60,991.63	162
DUI 3RD OFFENSE	803.75	122,170.02	152
DUI W/ INJURY	1,290.31	54,193.03	42
DUI/W DEATH	1,678.28	23,495.98	14
EMBEZZLEMENT	851.64	50,246.80	59
EXPUNGEMENT	140.02	840.09	6
EXTORTION	311.31	1,245.25	4
EXTRADITION	120.34	26,355.03	218
FAIL MAINTAIN CONTROL	387.56	2,325.37	6
FAIL PAY ALIMONY	1,175.66	1,175.66	1
FAIL PAY CHILD SUPPORT	337.97	29,741.29	88
FAIL TO REG SEX OFFENDER	609.95	101,251.02	166
FAILURE TO APPEAR	539.62	41,011.27	76
FALSE PRETENSES	554.38	90,363.75	162
FALSE SWEARING	336.64	24,574.62	73
FLEEING VEHICLE W/DUI	723.02	70,132.92	97
FORFEITURE	406.01	2,436.07	6

*Includes Supp and Direct Exp.

Average \$772.84 without

PUBLIC DEFENDER SERVICES
CRIMINAL CHARGE AVERAGE (In Alphabetical Order)

CRIMINAL CHARGE	AVERAGE \$*	TOTAL \$	COUNT
FORGERY & UTTERING	688.43	202,397.40	293
FRAUD	619.64	198,904.19	321
FUGITIVE/JUSTICE	180.78	20,970.22	116
GRAND LARCENY	677.35	437,565.16	642
GUARDIAN CHILDREN	636.56	11,458.09	18
HABEAS APPEAL	2,485.75	59,658.03	24
HABEAS CORPUS	2,079.18	532,268.80	256
HARASSMENT	387.79	27,533.00	71
HOME CONFINEMENT	299.20	32,612.30	109
INCEST	2,102.64	27,334.35	13
INDECENT EXPOSURE	254.73	4,075.62	16
INTERRUPT PHONE SERVICES	205.20	205.20	1
INTIMIDATE WITNESS	474.40	8,064.75	17
INVOL MANSLAUGHTER	670.85	2,012.54	3
JAIL ESCAPE	592.63	35,558.01	60
JOYRIDING	290.02	15,080.90	52
JUVENILE	607.53	1,347,504.78	2,215
JUVENILE STATUS MISC	678.44	45,455.25	67
KIDNAPPING	1,598.07	115,060.73	72
LEAVE SCENE ACCIDENT	361.55	11,208.05	31
LITTERING	374.82	4,123.01	11
MAGISTRATE APPEAL	374.21	5,613.18	15
MAKE/USE EXPLOSIVES	831.99	3,327.94	4
MAL WOUNDING/ASSAULT	871.99	289,500.56	331
MENTAL HYGIENE	124.15	288,529.14	2,324
MFG/POSS OR DIST OF METH	688.82	129,498.56	188
MISCELLANEOUS	138.72	277.44	2
MOTOR VEHICLE SAFETY	370.78	38,190.05	103
MURDER	3,506.97	862,713.64	245
NEGLIGENT HOMICIDE	1,112.65	7,788.56	7
NO OPERATORS	300.59	29,758.90	99
NO PROOF OF INS	301.49	15,978.81	53
OBS EMERGENCY PERSONNEL	340.04	8,160.89	23
OBSTRUCT CITY PERSONNEL	253.54	3,296.07	13
OBSTRUCTION JUSTICE	325.61	244,208.65	748
OFFENSES BY INMATES	657.95	15,790.91	24
OPEN CONTAINER	414.19	3,727.74	9
ORGANIZED CRIME	176.09	528.26	3
PAROLE VIOLATION	365.17	131,459.87	360
PEACE WARRANT	290.54	3,486.49	12
PERJURY	562.01	562.01	1
PERMIT UNAUTH/DRIVE	271.20	4,339.22	16
PERMITTING DUI	306.73	6,441.35	21
PETIT LARCENY	302.68	167,379.49	552
PORNOGRAPHY	967.48	39,666.62	40
PRE GRAND JURY	194.30	1,942.99	10
PROBATION VIOLATION	344.35	499,311.01	1,448
PUBLIC INTOXICATION	290.51	15,687.61	53
REC/TRANS STOLEN PRO	470.05	223,743.21	475
RECIDIVIST	1,048.44	1,048.44	1
RECKLESS DRIVING	518.94	29,060.47	56
RESISTING ARREST	362.58	5,438.72	15

*Includes Supp and Direct Exp.

Average \$772.84 without

PUBLIC DEFENDER SERVICES
CRIMINAL CHARGE AVERAGE (In Alphabetical Order)

CRIMINAL CHARGE	AVERAGE \$*	TOTAL \$	COUNT
RESTITUTION	244.39	977.56	4
RETALIATE PUBLIC OFFICIAL	832.90	4,164.48	5
ROBBERY	927.48	101,095.07	109
SENTENCE REDUCTION	355.78	62,617.12	176
SEXUAL ABUSE	2,025.53	364,594.50	180
SEXUAL ASSAULT	1,716.97	393,185.38	228
SHOOT W/N 500 FEET	405.23	4,862.78	12
SHOPLIFTING	400.41	173,777.52	434
SOLICIT/PROSTITUTION	589.17	11,783.36	20
SPEEDING	370.97	2,967.75	8
STALKING	432.31	10,375.53	24
SUPREME COURT APPEAL	2,521.30	206,746.45	82
SUSPEND/REV LICENSE	399.31	370,959.21	928
TERM PARENTAL RIGHTS	1,017.33	36,624.00	36
TERRORIST ACTS	692.95	26,331.91	38
TRESPASSING	270.85	42,794.26	158
TRUANCY	311.26	12,139.00	39
UNDER AGE DRINKING	190.71	1,334.94	7
UNLAWFUL RESTRAINT	673.16	7,404.74	11
UNLAWFUL WOUNDING	918.76	18,375.24	20
VICTIM IN CRIMINAL MATTER	706.90	706.90	1
VOL MANSLAUGHTER	1,904.39	13,330.72	7
WANTON ENDANGERMENT	833.75	131,732.83	157
WELFARE FRAUD	826.04	11,564.50	14
WITNESS	227.50	227.50	1
WORK RELEASE	843.37	1,686.73	2
STATE AVERAGE	658.46	28,416,710.98	43,156

*Includes Supp and Direct Exp.

Average \$772.84 without

PUBLIC DEFENDER SERVICES
CRIMINAL CHARGE AVERAGE (In Total Descending Cost Order)

CRIMINAL CHARGE	AVERAGE \$*	TOTAL \$	COUNT
ABUSE & NEGLECT	848.04	13,271,823.56	15,634
CONTROLLED SUBSTANCES	542.99	2,018,847.11	3,708
JUVENILE	607.53	1,347,504.78	2,215
MURDER	3,506.97	862,713.64	245
DOMESTIC VIOLENCE	366.95	727,659.10	1,980
BURGLARY	715.82	554,046.41	770
HABEAS CORPUS	2,079.18	532,268.80	256
PROBATION VIOLATION	344.35	499,311.01	1,448
GRAND LARCENY	677.35	437,565.16	642
SEXUAL ASSAULT	1,716.97	393,185.38	228
CONSPIRACY	617.71	383,596.64	619
SUSPEND/REV LICENSE	399.31	370,959.21	928
SEXUAL ABUSE	2,025.53	364,594.50	180
DUI 1ST OFFENSE	313.98	346,009.73	1,102
CHILD ABUSE	819.08	339,917.63	413
ASSAULT & BATTERY	356.92	336,575.93	943
BREAKING & ENTERING	686.52	295,204.43	429
MAL WOUNDING/ASSAULT	871.99	289,500.56	331
MENTAL HYGIENE	124.15	288,529.14	2,324
ABUSE & NEGLECT APPEAL	1,304.21	262,145.24	201
OBSTRUCTION JUSTICE	325.61	244,208.65	748
REC/TRANS STOLEN PRO	470.05	223,743.21	475
SUPREME COURT APPEAL	2,521.30	206,746.45	82
FORGERY & UTTERING	688.43	202,397.40	293
FRAUD	619.64	198,904.19	321
AGGRAVATED ROBBERY	1,058.74	194,807.56	184
SHOPLIFTING	400.41	173,777.52	434
PETIT LARCENY	302.68	167,379.49	552
DESTRUCTION OF PROPERTY	407.11	139,231.56	342
WANTON ENDANGERMENT	833.75	131,732.83	157
PAROLE VIOLATION	365.17	131,459.87	360
MFG/POSS OR DIST OF METH	688.82	129,498.56	188
ATTEMPT	845.41	124,274.82	146
DUI 3RD OFFENSE	803.75	122,170.02	152
KIDNAPPING	1,598.07	115,060.73	72
DEADLY WEAPON	518.11	105,693.73	203
FAIL TO REG SEX OFFENDER	609.95	101,251.02	166
ROBBERY	927.48	101,095.07	109
FALSE PRETENSES	554.38	90,363.75	162
FLEEING VEHICLE W/DUI	723.02	70,132.92	97
ARSON	870.34	63,534.64	73
SENTENCE REDUCTION	355.78	62,617.12	176
DUI 2ND OFFENSE	376.49	60,991.63	162
HABEAS APPEAL	2,485.75	59,658.03	24
DUI W/ INJURY	1,290.31	54,193.03	42
EMBEZZLEMENT	851.64	50,246.80	59
JUVENILE STATUS MISC	678.44	45,455.25	67
TRESPASSING	270.85	42,794.26	158
FAILURE TO APPEAR	539.62	41,011.27	76
BRANDISHING WEAPON	410.36	40,626.00	99
PORNOGRAPHY	967.48	39,666.62	40
MOTOR VEHICLE SAFETY	370.78	38,190.05	103

*Includes Supp and Direct Exp.

Average \$772.84 without

PUBLIC DEFENDER SERVICES
CRIMINAL CHARGE AVERAGE (In Total Descending Cost Order)

CRIMINAL CHARGE	AVERAGE \$*	TOTAL \$	COUNT
CRUELTY TO ANIMALS	479.29	37,384.42	78
TERM PARENTAL RIGHTS	1,017.33	36,624.00	36
JAIL ESCAPE	592.63	35,558.01	60
DISORDERLY CONDUCT	359.46	34,507.79	96
HOME CONFINEMENT	299.20	32,612.30	109
ACCESSORY	500.09	30,505.51	61
NO OPERATORS	300.59	29,758.90	99
FAIL PAY CHILD SUPPORT	337.97	29,741.29	88
RECKLESS DRIVING	518.94	29,060.47	56
HARASSMENT	387.79	27,533.00	71
INCEST	2,102.64	27,334.35	13
COMPUTER RELATED FRAUD	550.62	26,429.53	48
EXTRADITION	120.34	26,355.03	218
TERRORIST ACTS	692.95	26,331.91	38
FALSE SWEARING	336.64	24,574.62	73
DUI/W DEATH	1,678.28	23,495.98	14
FUGITIVE/JUSTICE	180.78	20,970.22	116
UNLAWFUL WOUNDING	918.76	18,375.24	20
ADULT ABUSE	821.08	17,242.58	21
COUNTERFEITING	375.22	16,884.72	45
BOND REDUCTION	455.44	16,395.69	36
NO PROOF OF INS	301.49	15,978.81	53
OFFENSES BY INMATES	657.95	15,790.91	24
PUBLIC INTOXICATION	290.51	15,687.61	53
JOYRIDING	290.02	15,080.90	52
DNR CHARGE	309.84	14,562.69	47
CONTRIBUTE DEL MINOR	353.40	13,782.79	39
VOL MANSLAUGHTER	1,904.39	13,330.72	7
TRUANCY	311.26	12,139.00	39
SOLICIT/PROSTITUTION	589.17	11,783.36	20
WELFARE FRAUD	826.04	11,564.50	14
GUARDIAN CHILDREN	636.56	11,458.09	18
LEAVE SCENE ACCIDENT	361.55	11,208.05	31
AIDING & ABETTING	559.65	11,193.06	20
STALKING	432.31	10,375.53	24
CONCEAL DEAD BODY	1,918.17	9,590.85	5
DEL CONTRABAND INMATE	529.75	9,535.58	18
ANIMAL CONTROL	377.29	9,432.17	25
CONTEMPT	370.22	8,515.05	23
OBS EMERGENCY PERSONNEL	340.04	8,160.89	23
INTIMIDATE WITNESS	474.40	8,064.75	17
CONCEAL A MINOR	786.89	7,868.92	10
NEGLIGENT HOMICIDE	1,112.65	7,788.56	7
UNLAWFUL RESTRAINT	673.16	7,404.74	11
DISTURB THE PEACE	324.84	7,146.46	22
PERMITTING DUI	306.73	6,441.35	21
BRIBERY	838.96	5,872.72	7
MAGISTRATE APPEAL	374.21	5,613.18	15
RESISTING ARREST	362.58	5,438.72	15
AUTO TAMPERING	313.69	5,019.06	16
SHOOT W/N 500 FEET	405.23	4,862.78	12
PERMIT UNAUTH/DRIVE	271.20	4,339.22	16

*Includes Supp and Direct Exp.

Average \$772.84 without

PUBLIC DEFENDER SERVICES
CRIMINAL CHARGE AVERAGE (In Total Descending Cost Order)

CRIMINAL CHARGE	AVERAGE \$*	TOTAL \$	COUNT
RETALIATE PUBLIC OFFICIAL	832.90	4,164.48	5
LITTERING	374.82	4,123.01	11
INDECENT EXPOSURE	254.73	4,075.62	16
OPEN CONTAINER	414.19	3,727.74	9
PEACE WARRANT	290.54	3,486.49	12
MAKE/USE EXPLOSIVES	831.99	3,327.94	4
OBSTRUCT CITY PERSONNEL	253.54	3,296.07	13
SPEEDING	370.97	2,967.75	8
FORFEITURE	406.01	2,436.07	6
FAIL MAINTAIN CONTROL	387.56	2,325.37	6
INVOL MANSLAUGHTER	670.85	2,012.54	3
PRE GRAND JURY	194.30	1,942.99	10
WORK RELEASE	843.37	1,686.73	2
UNDER AGE DRINKING	190.71	1,334.94	7
EXTORTION	311.31	1,245.25	4
FAIL PAY ALIMONY	1,175.66	1,175.66	1
RECIDIVIST	1,048.44	1,048.44	1
RESTITUTION	244.39	977.56	4
EXPUNGEMENT	140.02	840.09	6
VICTIM IN CRIMINAL MATTER	706.90	706.90	1
PERJURY	562.01	562.01	1
ORGANIZED CRIME	176.09	528.26	3
ADOPTION	430.34	430.34	1
MISCELLANEOUS	138.72	277.44	2
WITNESS	227.50	227.50	1
INTERRUPT PHONE SERVICES	205.20	205.20	1
STATE AVERAGE	658.46	28,416,710.98	43,156

*Includes Supp and Direct Exp.

Average \$772.84 without

[Page intentionally left blank]

Appendix B

Public Defender Corporation Statistics



Office Managers Denise Campbell (9th PDC) and Yvette Shafer (11th) participate in a silo buster exercise at the 2019 Indigent Defense Conference

Map

Chairpersons of PDC Boards of Directors


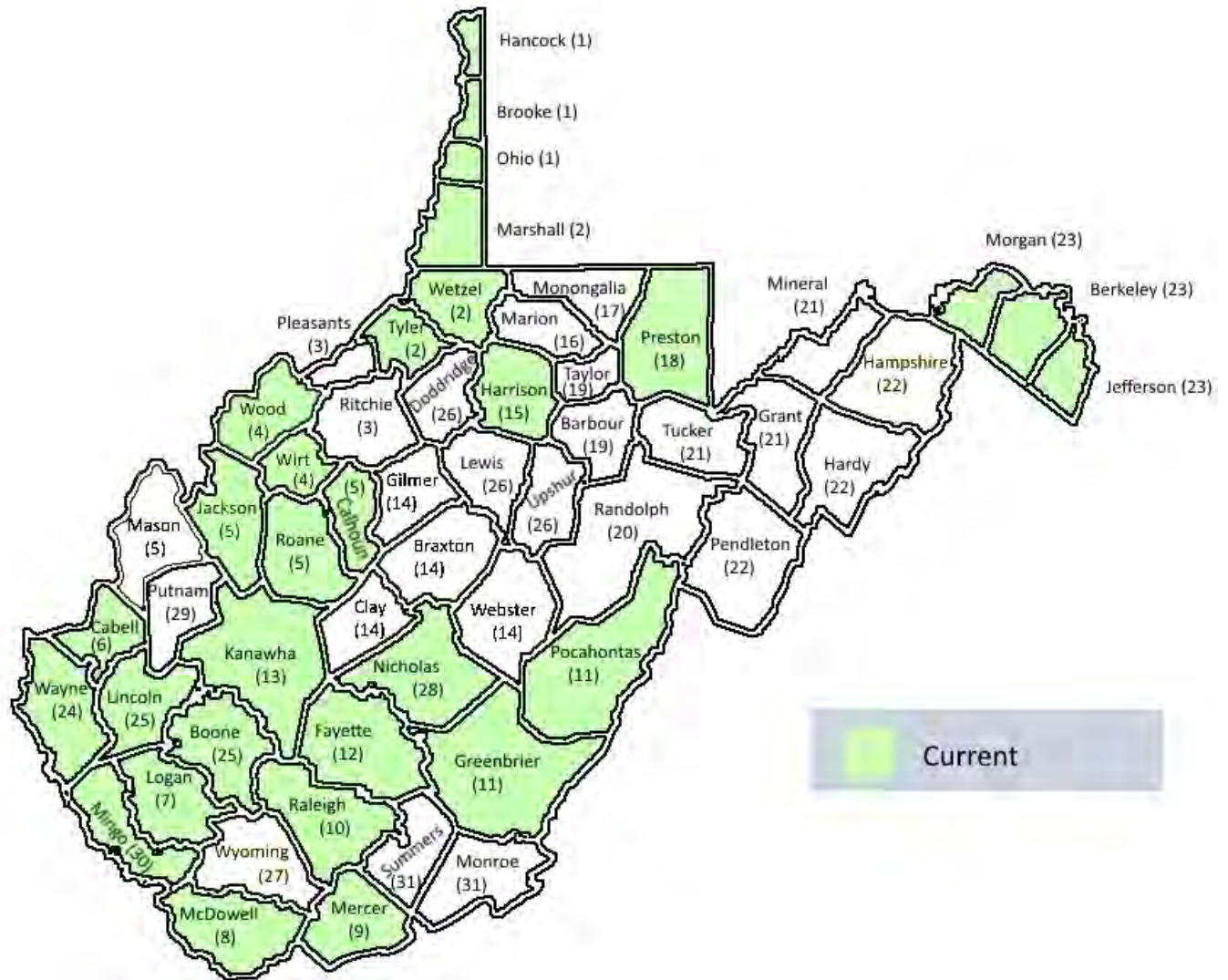
Funding

Attorney Time

Total Cases Closed

PDC Office Narratives

PUBLIC DEFENDER CORPORATION CIRCUITS



PD CORPORATIONS' BOARD OF DIRECTORS' CHAIRPERSONS

CIRCUIT	COUNTIES	CHAIRS
1 ST	BROOKE HANCOCK OHIO	KAREN E. KAHLE, ESQ. CHAIR WHEELING, WV
2 ND	MARSHALL TYLER WETZEL	VICKI VOORHIS, CHAIR NEW MARTINSVILLE, WV
4 TH	WOOD WIRT	BLAINE MYERS, PARKERSBURG, WV
5 TH	CALHOUN JACKSON ROANE	JEANETTE ATKINSON, CHAIR SPENCER, WV
6 TH /24 TH	CABELL WAYNE	JOHN F. CYRUS, ESQ., CHAIR HUNTINGTON, WV
7 TH	LOGAN	MARK HOBBS, ESQ., CHAIR CHAPMANVILLE, WV
8 TH	MCDOWELL	JOHN "MIKE" CALLAWAY, CHAIR WELCH, WV
9 TH	MERCER	WILLIAM O. HUFFMAN, ESQ., CHAIR PRINCETON, WV
10 TH	RALEIGH	JANE CALVERT, CHAIR CRAB ORCHARD, WV
11 TH	GREENBRIER POCAHONTAS	A. DAVID SMITH, CHAIR RONCEVERTE, WV
12 TH	FAYETTE	CHRIS MOOREHEAD, ESQ., CHAIR FAYETTEVILLE, WV
13 TH	KANAWHA	LONNIE SIMMONS, ESQ., CHAIR CHARLESTON, WV
15 TH	HARRISON	GEORGE F. FORDHAM, ESQ., CHAIR CLARKSBURG, WV
18 TH	PRESTON	DEBORAH DELAUDER, CHAIR TERRA ALTA, WV

CIRCUIT	COUNTIES	CHAIRS
23 RD	BERKELEY JEFFERSON MORGAN	JAMES CRAWFORD III, ESQ., CHAIR CHARLES TOWN, WV
25 TH	BOONE LINCOLN	JAMES HENSLEY, CHAIR DANVILLE, WV
28 TH	NICHOLAS	GREGORY SPROLES, ESQ., CHAIR SUMMERSVILLE, WV
30 TH	MINGO	JUSTIN MARCUM, ESQ., CHAIR WILLIAMSON, WV

**PUBLIC DEFENDER SERVICES
PUBLIC DEFENDER CORPORATION FUNDING
July 1, 2018 to June 30, 2019**

Circuit	Distributed Contractual Amounts	Total Funds Allocated to Each Circuit	Total PDC Funding
1ST	1,086,404	31,353.08	1,117,757.08
2ND	449,993	14,556.79	464,549.79
4TH	1,347,840	34,712.34	1,382,552.34
5TH	916,836	22,395.06	939,231.06
6TH/24TH	1,756,340	47,029.62	1,803,369.62
7TH	619,947	15,676.54	635,623.54
8TH	409,061	11,197.53	420,258.53
9TH	923,106	26,874.07	949,980.07
10TH	1,189,611	31,353.08	1,220,964.08
11TH	586,413	17,916.05	604,329.05
12TH	541,691	13,437.04	555,128.04
13TH	3,016,396	82,861.72	3,099,257.72
15TH	1,049,834	33,592.59	1,083,426.59
18TH	387,935	11,197.53	399,132.53
23RD	2,602,661	67,185.18	2,669,846.18
25TH	735,207	20,155.55	755,362.55
28TH	310,521	8,958.02	319,479.02
30TH	544,440	17,916.05	562,356.05
TOTALS	18,474,236	508,367.85	18,982,603.85

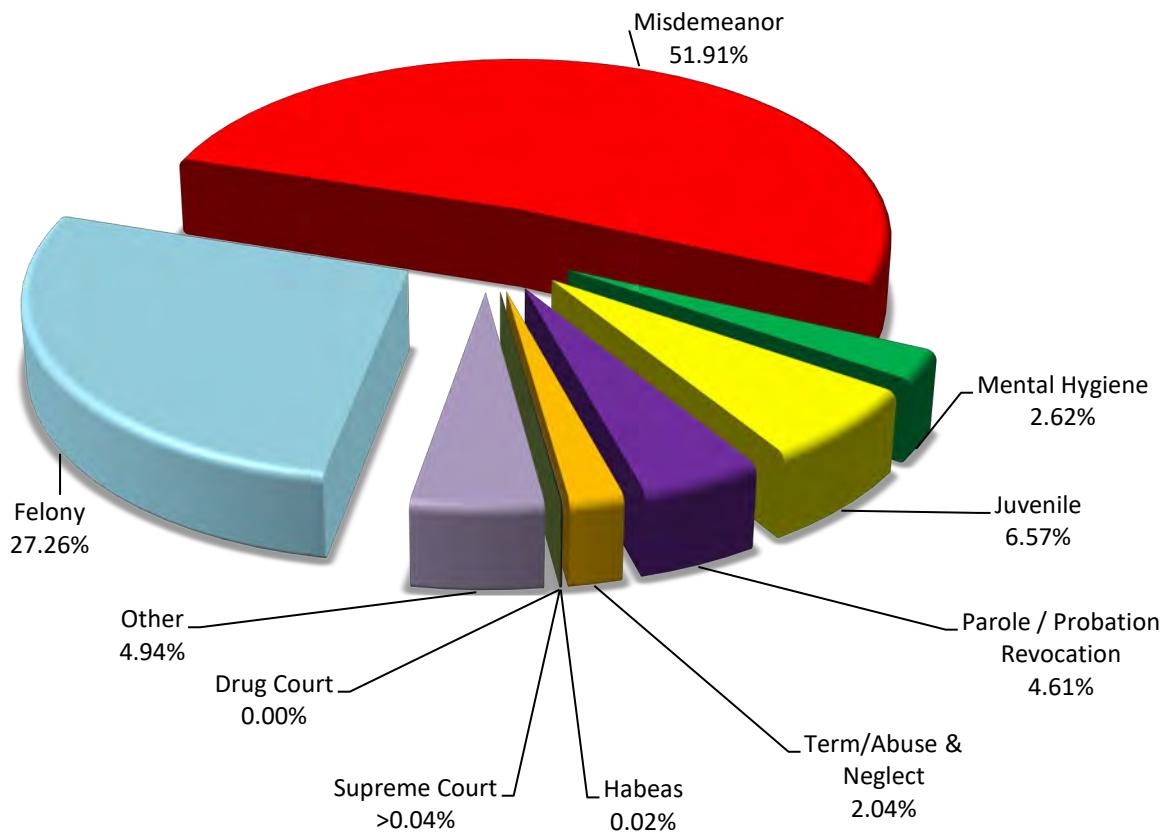
NOTES: Total funds Allocated to Each Circuit represents funds disbursed by PDS on behalf of the Public Defender Corporations for Legal Research, Auditing Services, Information Technology Services, and Auditor Transaction Fees.

PUBLIC DEFENDER CORPORATIONS

TOTAL CASES CLOSED

FY2019

Felony	9,730
Misdemeanor	18,530
Mental Hygiene	934
Juvenile	2,345
Parole / Probation Revocation	1,646
Term/Abuse & Neglect	727
Habeas	6
Supreme Court	13
Drug Court	1
Other	1,764
Total Cases	35,696



Public Defender Corporation for the First Judicial Circuit

Under the direction of our 9-member Board of Directors, the First Judicial Circuit Public Defender Corporation is a client focused non-profit organization operating in the Northern Panhandle of West Virginia. In order to meet the demands of the four judges and ten magistrates located in our tri-county circuit, we employ nine full time attorneys representing decades of combined legal experience. Our attorneys are supported through five non-lawyer staff associates. Our attorneys and staff are split among two offices located in Wheeling and Weirton.

Mission Statement

Provide direct representation of indigent citizens accused by the government of crimes against the state. We do this well—*Everyone knows what we bring!* Our secondary mission focuses on preserving the Rule of Law. *Gideon* correctly states that attorneys are not luxuries but necessities. Our profession of law dictates that we are the social trustees for the rule of law. To that end, we aim to use our collective expertise only in the best interests of our clients and society.



Bill Brogan

Photo provided by 1st PDC

Happy Retirement

Of significant note over the last year, is the retirement of Bill Brogan. Mr. Brogan served over 29 years with the First Judicial Circuit. A true believer in protecting the rights of the indigent, Mr. Brogan spent a lifetime engaged in courtroom battles against the injustice and oppression inherent in State action. Mr. Brogan's temperament, gentle spirit, and sense of justice stand as testament to all our profession holds dear. An incomparable wealth of legal knowledge and experience, Mr. Brogan served as both a mentor and a friend. While Mr. Brogan's position will be replaced, he remains irreplaceable. We wish Mr. Brogan well in retirement.

By the Numbers

In FY 18, our Corporation handled nearly 60% of felony offenses involving indigent persons in the First Judicial Circuit. In addition to other actions such as parole revocations and miscellaneous matters, we represented nearly 87% of misdemeanors and 70% of juvenile cases requiring appointed counsel, resulting in a cost per case \$522.80 lower than panel attorneys. These raw numbers provide the best evidence of our cost effectiveness.¹

¹ Source: <https://pds.wv.gov/about/Reports/Pages/FY-Annual-Reports.aspx>

Community Involvement

To be clear, cost-saving measures are not the true measure of our impact in the community. That honor belongs to the performance of our employees. Our Corporation takes pride in the competent delivery of legal services to our clients. Collectively, our board, attorneys and support staff are the Corporation. Together, we are servants of our profession. We defend the indefensible. When family, friends, and community have abandoned the accused—we humbly stand beside them. We never forget that individual liberty begins with indigent defense.

We are vested in the community. Our employees are military veterans, board members, former elected officials, mentors, youth sport coaches, and community volunteers. Our exclusive focus on criminal defense contributes to the efficient delivery of legal services. Efficiency yields time for our employees to serve on local boards such as Youth Services Systems (YSS), Community Corrections Program, Wheeling Regatta, and Legal Aid; participate in community activism; coach youth basketball and softball programs; participate in community theatre, instruct at the Civilian Police Academy, and serve in the West Virginia Army National Guard.

Our dedication to the rule of law shapes our end state—that being our hard-earned reputation as an obstacle on the road to tyranny. We remain your quiet guardians of liberty.

Shayne M. Welling
Chief Public Defender

Public Defender Corporation for the Second Judicial Circuit

Once again, the Public Defender Corporation for the Second Judicial Circuit handled a significant amount of cases during the past fiscal year while returning a significant surplus to the people of West Virginia. During Fiscal Year 2019, the caseload was covered despite being short an Assistant Public Defender during the majority of the fiscal year due to an attorney being on military leave. However, the efforts of all staff and attorneys meant that the Corporation did not have to request a temporary halt to new appointments, a major accomplishment considering that the Corporation's office for the three-county-circuit is in the northernmost county of the circuit.

During the past fiscal year, 2 new staff and 2 new attorneys joined the Corporation. Tanya Yoho began work on July 2, 2018, and Kathleen Johnson began work on January 2, 2019—both of them do excellent work. Assistant Public Defender Jamie Crestfield began work as a temporary Assistant Public Defender on October 15, 2018, despite not having a permanent position being guaranteed and after declining the



(Left to Right): Attorneys Brett Ferro (Chief), John Gainer, Jared Lowe, and Jamie Crestfield

*Photo courtesy of Jenn Galloway,
Office Manager, 2nd PDC*



Jennifer Galloway, Office Manager

*Photo courtesy of Jenn Galloway,
Office Manager, 2nd PDC*

employment offer of a prominent local civil litigation firm. She fortunately was able to stay with us permanently, after an Assistant Public Defender left to work as an Assistant Prosecuting Attorney in a neighboring county, and she successfully argued a motion for a new trial—that felony case was eventually dismissed. That case was tried by Assistant Public Defender John Gainer, who was able to achieve a not guilty verdict for 1 count. He was also able to obtain a not guilty verdict on 1 of 2 charges in a Tyler County Circuit Court trial. The Corporation also had Ms. Crestfield's law school classmate Jared Lowe move from Beckley and join as an Assistant Public Defender on July 1, 2019.

Executive Director Dana Eddy has consistently and wisely called for Public Defender Corporations to be proactive in attacking the substance use epidemic and collaborating with community resources and the Courts. In early May 2019, the Corporation had the



Kathleen Johnson, Core Staff

*Photo courtesy of Jenn Galloway,
Office Manager, 2nd PDC*

opportunity to do that, when the Circuit’s presiding Drug Court Judge, David Hummel, asked permission to temporarily house the Drug Court probation officers at the Corporation’s office due to a reorganization of the Circuit’s Drug Court Program. Chief Public Defender Brett Ferro granted the request and secured the approval of the Corporation’s Board of Directors. Mr. Ferro also appeared with Judge Hummel when the Drug Court reorganization was on the agenda at the Marshall County Commission, and later was interviewed by the local news media. In that interview, Mr. Ferro noted that the annual funding provided by the County Commission of each county in the circuit was about the same as the annual cost to incarcerate one inmate in the Division of Corrections and Rehabilitation.

Last but not least, the Office Manager Jennifer Galloway has provided the photography for this submission.

Brett M. Ferro, Esq.
Chief Public Defender



Tanya Yoho, Core Staff

*Photo courtesy of Jenn Galloway,
Office Manager, 2nd PDC*



(back to front): Jared Lowe, Jamie Crestfield, Kathleen Johnson

*Photo courtesy of Jenn Galloway,
Office Manager, 2nd PDC*

Public Defender Corporation for the Fourth Judicial Circuit

PDC4 is literally being buried in piles of files. These piles grow every day and are higher than ever. So many more files than in years past, that I had to undertake a small bit of research. For instance, in 1996 (the last year I was on Team Prosecutor), there were 163 felony cases filed in Wood County Circuit Court. By contrast, twenty-three years later, 299 felony cases have been filed as of October 6, 2019 with three months (and undoubtedly one special session of the grand jury) left to go. In 2018, 485 cases were bound over to the grand jury compared to 218 in 1996. The caseload has also modestly increased from our first year of operation (2016) when a total of 285 felony cases were filed in Wood County Circuit Court and 467 felony cases were bound over from magistrate court. Hard to believe what a drastic increase in criminal filings (and criminal activity?) there has been in twenty-three years.

Each client at PDC4 has a file. There are red files for misdemeanors, blue and purple files for felonies, green for juveniles, orange for parole violations and now yellow files for abuse and neglect cases. While managing the cases is a lot of work in and of itself, managing those piles of files is a never-ending headache. The files must be opened, scanned, entered into a database, distributed and put into cabinets, pulled for court, and then closed and purged, only to start all over again –with no end to the cycle. It's so easy to become engrossed in the mechanics of creating and processing all of the paperwork. It's tempting to fixate on the process of moving all these cases through the pipeline. And it's also way too easy to forget the most important part of what each file represents: a person with problems that have been exposed by the pending charges – problems that seem to get more serious every year.

These people, also known as our clients have case numbers and client numbers. They also have names, addresses (or maybe not), birthdays, personalities, perhaps children or grandchildren or other family, maybe mental health diagnoses, perhaps physical disabilities or illnesses and on and on. They come in all shapes and sizes, from all parts of Wood, Wirt and other counties, and from states other than West Virginia. They have differing levels of education; differing abilities to grasp and process what is happening to them, differing sets of problems engulfing them and differing degrees of interest in what happens to them or their case. Some clients make such an impact that their names and the details that brought them here can be recalled for weeks, and months and even years thereafter. Others barely register, showing up only when absolutely necessary to deal with their case. Some never appear at all and remain just names on the folders.

After practicing law for ten, twenty, and even thirty-plus years, it is hardly surprising that it becomes easier and easier to think of cases as “files” and to forget that a person’s life is involved in that file. In fact, the legal system very much encourages and often forces those involved



Dockat and Miss Trial help with file management.

Photo provided by 4th PDC

including (and maybe especially) Public Defenders to regard cases that way. Otherwise, how would a Public Defender manage to make it through the day, not to mention surviving the weeks or months of one's career, worrying about every client and every person and the consequences of the problems he or she is facing.

Yet despite this and other challenges which fill-up a Public Defender's day, we continue to do it. We show up every day to do battle, knowing full well that many will be lost and only a few skirmishes will be won. That's why it's so heartening to see young Assistant Public Defender Hannah West make phone call after phone call to ensure that a client who has absconded from treatment is safe. That's why I'm proud and happy when I see attorney Nancy McGhee literally help an elderly grandmother walk to the clerk's office to post bond for her granddaughter. That's why I'm gratified to witness Andrew Hilber's infinite patience with a client who can't hear or speak. And to know that Legal Assistant Becky Sinnett is eager to attend seminars about substance use disorders or reentry. Not to mention success stories like Kiela Dye's, who has not only been successful in long-term recovery, but is now working at PDC4 with Dominique Kirl and helping others beat their problems with substance use disorder. And last but not least, let us not forget the part our kitties do in snuggling up to clients in the waiting room and putting them at ease.

So, piles of files be damned! Yes, the files will continue to be opened, to be scanned, to be closed, and so on, and the piles will continue to grow in size. But there will continue to be people whose situations are improved by virtue of the fact that their files landed in the PDC4 office. For that we can stop and feel better – if only for one tiny moment.

Michele Rusen,
Chief Public Defender



Kiela Dye and her partner Miss Trial
Photo provided by 4th PDC

Public Defender Corporation for the Fifth Judicial Circuit

Organization's History:

The Public Defender Corporation held its first board meeting on the 31st day of July 1996 and includes the 5th Judicial Circuit of Calhoun, Roane, Jackson, and Mason counties in West Virginia. However, during the process the Mason County Bar brought a lawsuit against the corporation and was granted an injunction for operation in Mason County. At the time, the injunction was not challenged and the corporation along with Public Defender Services made the mutual decision not to litigate the injunction as Public Defender Services and the corporation being in their infancies and it was agreed it was more important to firmly establish the corporation and Public Defender Services generally. To this day the injunction has not been challenged.

Organizational Goals and Objectives:

Our goal is to provide high quality legal assistance to indigent persons who would be otherwise unable to afford adequate legal counsel; to provide legal representation to those who face an economic barrier to adequate legal counsel that will serve the ends of justice in accordance with rights and privileges guaranteed to all citizens by the constitution of the United States of America and the constitution of the state of West Virginia; to make available quality legal assistance that reaffirms the faith of our citizens in our government of laws.

The objective is to protect the ordinary citizen from wrongful conviction and to protect the basic and fundamental rights of all citizens by navigating those individuals charged with crimes through an evolving and complex legal system. A conviction based on sound law and tested facts with competent counsel is rarely overturned by the courts whereby society as a whole is protected by protecting individual rights.

Programs and Services:

Pursuant to W. Va. Code §29-21-8(a)(2) the purpose of a public defender corporation is to provide legal representation in the respective circuits in accordance with the provisions of that article. To that end, we provide appointed counsel in felony, misdemeanor, abuse and neglect, juvenile delinquency, juvenile status offenses, family court contempt when jail is contemplated, and mental hygiene proceedings.

Organizational Structure (board, staff, volunteers):

The Board of Directors is organized pursuant to W. Va. Code §29-21-15 consisting of a chairperson appointed by the Governor, two members from each county in which the corporation operates for a total of seven members. (A lawyer and non-lawyer each from Jackson, Roane, and Calhoun counties with a chairperson from Roane County.)

The board oversees the corporation pursuant to W. Va. Code §29-21-15. The chief public defender reports to the board of directors, each of the assistant public defenders and staff members report to the chief public defender. The chief public defender is ethically responsible for the conduct of the

assistant public defenders and the staff pursuant to Rules 5.1 and 5.3 of the West Virginia Rules of Professional Conduct (2013) for lawyers.

There are currently three office staff members which includes the office manager. In addition, there are seven lawyers which includes the chief public defender.

Current Employees:

Susan Slaven—Office Manager

Office Manager Susan Slaven has been employed for 22 years with the Public Defender Corporation 5th Judicial Circuit originally hired by well-known attorney and founding Chairman of our Board, Bert Goodwin. She has 34 years of experience in the legal system as a former employee of the Jackson County Sheriff's Department Law Enforcement Division, Jackson County Prosecuting Attorney's office, and Goodwin & Goodwin Law Firm.

Susan is a dedicated employee and public servant. Under her direction, the office has expanded from five total employees to twelve employees, along with two office expansions.

Ryanne Ball—Assistant Public Defender

Ryanne Ball is a 2014 graduate of the West Virginia University College of Law. Prior to attending law school, Ryanne received a bachelors degree in Political Science, also from WVU. Ryanne was a four-year member of The Pride of West Virginia, Mountaineer Marching band during her undergraduate years at WVU.

Upon graduating from law school and successfully passing the July 2014 bar examination, Ryanne began a one-year clerkship for the Honorable John W. Hatcher in Fayette County, West Virginia, before joining our office in December 2015. During her time with the PDC, Ryanne has worked on cases ranging from child abuse and neglect proceedings to serious felony offenses.

Ryanne currently resides in Charleston, West Virginia. In her spare time, Ryanne likes to travel, attend Mountaineer Football games, and volunteer with the Charleston Junior League helping women and children in need in the Kanawha Valley.

Lauren Estep—Assistant Public Defender

Lauren has worked at our office for three years and mainly handles the Juvenile and Abuse & Neglect cases. She graduated from West Virginia University in 2009 with a B.A. in Psychology and a minor in Philosophy then went on to graduate from the West Virginia University College of Law in 2012. She works with the nonprofit Daymark Inc. to raise money to provide programs for West Virginia's at-risk youth and volunteers at her local Humane Society. Lauren is also on the Young Lawyers Committee for the West Virginia State Bar, having been elected to the position in May of 2019.

Elizabeth Shaver—Assistant Public Defender

Beth Shaver has been employed as a public defender for most of her career in West Virginia. She worked at the Ripley office from 2000-2007 and then returned to the office in 2014. Since her return in 2014, she has been responsible for the magistrate court cases in Jackson County. She is from the Ripley area originally and also worked as an assistant prosecutor in Jackson County for four years. Ms. Shaver genuinely enjoys helping the indigent population in her hometown.

Ms. Shaver received her undergraduate degree in liberal arts from West Virginia University and her law degree from the University of Kentucky. She has two active teenagers who consume most of her time outside the office.

Kevin Postalwait—Chief Public Defender

Kevin graduated from Calhoun County High School in Calhoun County, West Virginia in 1994. He received his Bachelor of Arts Degree in English from Marietta College in 1998 where he minored in management and was part of the McDonough Leadership Program. He then attended law school at West Virginia University graduating in 2001.

Kevin began his legal career with the Public Defender Corporation for the 5th Circuit upon graduation from law school. He then worked later in private practice for Curnutte Law Offices in Elkins, West Virginia. He later would return to criminal work as appointed Prosecuting Attorney for Ritchie County, West Virginia where he also had a part-time law office. After fulfilling his obligation for Ritchie County, he continued in private practice until he was hired as Chief Public Defender in January 2009. In January 2019, he will have 10 years in the role and is looking forward to many more years of service to the corporation.

When not in the office, Kevin can be found bass fishing around the state of West Virginia where he competes in various bass tournaments.

Sandra S. Fisher—Administrative Assistant

Sandy is a graduate of Ravenswood High School with additional Office & Business Education classes taken at Roane-Jackson Technical Center & West Virginia University – Parkersburg. She worked with a local law firm from 1983 until 1995 when she began working for the State of West Virginia from 1995 – 1996 at the Bureau for Child Support Enforcement. Sandy has been with our office for 21 years, having joined our office in October 1996.

Outside of the office, she has a long association with pageants on the local, state, and national levels, having been involved with pageants for the past 39 years and for 11 years was the Director of the Parkersburg Homecoming Festival Queen & Teen Pageant. Each January Sandy serves on the staff of the West Virginia Association of Fairs & Festivals Pageant and for 2 years she traveled with Pageant Associates, producers of the Miss USA & Teen USA Pageants in Indiana, Pennsylvania, and West Virginia.

Debra Boggs—Administrative Assistant

Debra has worked as the receptionist/secretary for the Public Defenders in the Spencer office for two years. She has a bachelor's degree in business from Southwest Texas State University. Debra has 35+ years of professional experience managing office responsibilities including, file organization, client liaison, bookkeeping/scheduling, and other managerial tasks.

Besides dedicating herself to her professional employment, she is also an active member of the community of Spencer. Debra attends the First Baptist Church, where she is involved in several groups, as well as a seasoned choir member. Debra is a past member of Roane Arts and Humanities and an avid supporter of Roane County Schools and its students. She is an active member of Roane General Hospital's fitness complex and past WV State Symphony Orchestra Choir member.

Last but not least, Debra has a wonderful husband, four grown daughters, and she is "Mimi" to eleven grandchildren.

Richard McGervy—Assistant Public Defender

Rich McGervy graduated from WVU with a biology degree and did ecological research prior to attending law school at WVU College of Law and graduating in 2000. Rich was active in the Public Interest Advocates in law school and had a PIA Fellowship with the West Virginia Highlands Conservancy working on environmental justice and endangered species litigation. Rich also worked for a faculty member at the College of Law in helping to represent the rights of disabled students in IDEA and ADA cases. He began his post-law school career with a two-year judicial clerkship in the 30th Judicial Circuit of West Virginia. After his clerkship ended Rich continued in public service as an assistant public defender in the 6th Judicial Circuit, as an assistant attorney general assigned to employment programs litigation and workers' compensation in the office of the West Virginia Attorney General, and then as a litigation attorney for the West Virginia Department of Transportation, primarily handling right-of-way, condemnation, and contract cases. Rich left public service to enter the private practice of law on his own in Fairmont, doing court appointments, lemon law, contract law, tort law, before joining the private firm of Booth & McCarthy in Bridgeport for almost nine years. Rich has also represented union workers in grievances and before the Supreme Court of Appeals for the AFL-CIO, AFSCME, and WVSSPA. As Rich enters the third decade of his legal career, he has come full circle back to Public Defender Services, moving to Spencer last year. Small town life is quickly growing on him as he enjoys raising his pre-teen daughter and representing the rights of West Virginians in need.

Daniel Minardi—Assistant Public Defender

Daniel joined our Spencer office in August 2017 to be the office's primary attorney for Calhoun County. He is originally from Ritchie County, West Virginia, and attended WVU getting his bachelor's degree in mathematics and his master's degree in mathematics. Daniel spent two years teaching mathematics at Ritchie County High School.

He received his law degree from the West Virginia University College of Law in May of 2014 and was admitted to the West Virginia Bar that October. Afterward, he primarily prepared title opinions

for oil and gas production companies. Since joining the Public Defender's office, he has gained substantial magistrate court and circuit court experience. Daniel has obtained one acquittal out of three trials in magistrate court, and one hung jury (with a motion for judgment of acquittal granted on 15 counts of the 24-count indictment) in three felony trials in Circuit Court.

When not in the office, Daniel enjoys shooting sports and spending time with his family.

Andrew Vodden—Deputy Chief Public Defender

Andrew Vodden is the Deputy Chief Public Defender for the 5th Judicial Circuit of West Virginia, where he was worked for over three years. He is a 2004 graduate of the University of California, Santa Barbara with a Bachelors in English, and he graduated from law school at West Virginia University in 2014, where he simultaneously received a master's in public administration. A native Californian, Andrew moved to his adopted home state in 2011.

Andrew works out of the Spencer, West Virginia office where he handles felony cases, including serving as lead counsel for more than 10 felony jury trials during his short tenure, winning a number of acquittals on felony charges. He has begun to develop an expertise in DNA and its use in criminal proceedings. He attended the 2018 Wisconsin Trial Academy, where he learned the latest in trial techniques from experts around the country. A resident of Charleston, Andrew is recently married, and has a 13-year-old daughter.

New & Noteworthy for 2019

The corporation has had a few departures and additions. We had one lawyer leave our Jackson County office.

We continue to work diligently to protect each client's rights as they navigate the criminal legal system, often steering them toward sobriety. We have had several clients participate in the Drug Court Program. These folks have made and continue to make remarkable strides from addiction to sobriety. We have had graduates who have truly changed from a substance use disordered life to a life of sobriety and now hold full time jobs and maintain close family relationships that had been previously abandoned.

We initially received funding for a Peer recovery coach position through the Sisters Health Foundation. The peer recovery coach helps clients find available substance use rehabilitation facilities and keeps up with clients in treatment on a regular basis. We are excited to have more permanent funding for the Recovery Coach Position with the assistance of the legislature appropriating the necessary funds. We have seen an amount of success with the position that is beyond what we had hoped to accomplish getting clients sober and having them remain sober for an extended period. Recovery Coaches working with drug court and family treatment court have begun to fundamentally change the way in which clients are served in a positive and cost-effective way for long-term success.

Kevin Postalwait,
Chief Public Defender

Public Defender Corporation for the Sixth & Twenty-fourth Judicial Circuits

The Public Defender Corporation for the 6th and 24th Judicial Circuits was founded on July 1, 1994. Our felony case load continues to be high due to the number of drug and drug related cases. In an effort to relieve some of the pressure associated with helping our clients with substance use disorders get into a recovery program, a Recovery Coach has now been hired. Numerous programs and facilities have opened in the City of Huntington and the surrounding area to combat and overcome the overwhelming substance use epidemic and crisis.

In FY 2018, the Huntington office closed 3,365 cases, 1,029 of which were felonies, and the Wayne office closed 1,047 cases, 424 of which were felonies, for a grand total of 4,414 closed cases. There are currently 11 attorneys in the Huntington office and 5 support staff. There are 3 attorneys in the Wayne office and one support staff. Our offices continue to be active in helping establish and maintain Adult Drug Courts and Day Report Centers in both counties, as well as participate in the Juvenile Drug Court in both counties.

FY 2018 saw the retirement of Vickii Hughes as Office Manager, a position she held for 24 years. The Public Defender Corporation for the 6th and 24th Circuits continues to strive to provide quality representation for our clients in our region regardless of our large caseload. Historically, our office continues to be one of the leading Public Defender offices in cost effective representation.

Several members of our staff also serve our community beyond our office. Brent Walters serves on the Board of Directors for the Western Regional Day Report Center, and Bridget Lucas is a voluntary nursery coordinator for the Christ Temple Church.

Brent Walters
Chief Public Defender

Public Defender Corporation for the Seventh Judicial Circuit²

The Public Defender's Office for the Seventh Judicial Circuit-Logan County was very active this past fiscal year protecting the Constitutional Rights of their Clients and trying to save the lives of their many clients with substance use disorders. We believe we were very effective in achieving alternative sentences that used both outpatient and inpatient treatment to help clients. Further, we were very effective in getting cases dismissed or reduced that were not accurately charged and for various factual, Constitutional and technical reasons. My staff worked extremely hard to get our statistics in proper order. As reflected in our Time Matters Data, we opened 867 cases and closed 1504 cases. While those numbers give an idea of the day-to-day operations and how many cases we are routinely dealing with, they do not tell the entire story and I hope the information below is helpful in further illustrating the role we play in the Logan County Criminal Justice System and in the Logan County Community.

THE LOGAN COUNTY TEAM



The Chief, Dwayne J. Adkins, at a swim meet.

Photo provided by the 7th PDC

The Chief, Dwayne Adkins. I am a Wayne County Adkins, but I have been a Logan County resident since 1995 when I was hired as an assistant public defender by John Bennett. Since marrying my wife, a social worker and Logan County native, I have considered Logan my permanent home. I left the Public Defender fold for several years and was a plaintiff's lawyer, insurance defense lawyer and an assistant prosecutor. I brought those skills gained outside the Public Defender System back with me when I took over as Chief to help Public Defender clients and the Logan County Community. I have been the Chief Public Defender since 2005 and have increased

my community activities and involvement every year since taking over as Chief because our Office and our staff are crucial parts of the community with a shared goal of making our community a better place to live.

Assistant Public Defender, Gerald Merceruio. Gerald has been with our Office since soon after its creation in 1991. He does a good job of protecting the Constitutional Rights of his clients and has a reputation for being difficult to deal with which is actually very beneficial to the clients. Though he may be a little blunt from time to



Gerald Merceruio

Photo provided by the 7th PDC

²Pictures provided by 7th PDC

time, his skill makes him a formidable criminal defense lawyer and he is very effective at clearing out the questionable cases that have charges that should have never been filed to begin with or are otherwise greatly exaggerated. He and his wife are long-time residents of Logan County with many friends and relatives in our area.



Don McDaniel

Photo provided by the 7th PDC

Assistant Public Defender, Don McDaniel. Don is an IVY League man, with an undergraduate degree from Yale and Law Degree from Vanderbilt. Don has over forty years of criminal law experience. His law practice in Texas and West Virginia spans decades. Don is well known in our County for never giving up on clients and their families and for always illustrating that everyone has a unique story and circumstances that bring them before the Court. Don is very effective at arguing that past behavior does not mean you are beyond redemption and that every person and family is worth saving.

Assistant Public Defender, Ashley Cochran. Ashley is the only attorney in the office who is originally from Logan County. She has come to be known for her skill in abuse and neglect and juvenile matters. She has experience before her public defender life that includes clerking for Judge O'Briant, working with Jane Moran and having a solo practice. She is very adept at keeping Logan County families together and getting services needed to assist in that process.



Ashley Cochran

Photo provided by the 7th PDC



Carol Booth, Office Manager

Photo provided by the 7th PDC

Office Administrator, Carol Booth. Carol has been an administrative assistant since 1997 and has been the Office Manager since 2005. She keeps us all organized, she assists our accountant Cam Matheny and has played a HUGE ROLE as the liaison with substance use rehabilitation centers for outpatient and inpatient treatment. Frankly, she has been personally responsible for getting many public defender clients accepted into inpatient rehab and outpatient treatment programs. Her skill acquired by time and making contacts has become invaluable to the office and clients and is now being shared with our Recovery Coach.



Pamela Esposito

Photo provided by the 7th PDC

Administrative Assistant, Pamela Esposito. Pam has been with the office since 2005. Her experience and skill in dealing with challenging cases, parties, and issues has greatly benefitted clients. She continues to work hard at the daily grind of keeping schedules straight, opening and closing cases, and typing tons of documents for the lawyers.



Crystal Canterbury

Photo provided by the 7th PDC

Administrative Assistant, Crystal Canterbury. Crystal is a great new asset to our office. She has great people skills and quickly adapts to challenging interactions, helping clients and their families navigate through emotional times. Secretaries must be gatekeepers and Crystal is incredibly good at prioritizing and filtering the many issues that arise each day. She has also proved to be a very good Office Sargent who appropriately and with my blessing gets aggressive with lawyers if they are running late for Court, closing in on a deadline, or just need a kick in the tail to get rolling.

Temporary Intern, Robert Evans. Robert came to us from Appalachian School Law in Grundy, VA. Robert was on board for legal research and general assistance while studying for the Bar and preparing for his jump to the Appellate Division with Public Defender Services. He was a great asset to getting the most up to date legal analyses on many issues facing our clients. He is missed,

but we truly expect great things out of him at Public Defender Services that benefits all public defender clients.

ACHIEVEMENTS DURING THE FISCAL YEAR

This fiscal year saw some new type of achievements and some consistently recurring achievements. An example of a new achievements is that a new young male client graduated the ***Fresh Start*** and moved forward with new skills, a job, the ability to support his very young son, and **no record**. The ***Fresh Start*** program has great potential and we were pleased our client was the very first graduate in Logan County. We believe this is a pattern that can be repeated and we have several in the same pipe-line to success.

Examples of recurring successful achievements are reflected in the many clients that have attended and successfully completed inpatient substance use treatment programs ranging from 28-day programs at Anchor Point in Delbarton to programs that last over one year throughout the State. Successful graduates were rewarded with alternative sentences and credit off their sentence for the time spend successfully in rehab.

We're proud of the significant role we continue to play in preventing unnecessary and long periods of incarceration. Our greatest accomplishment is that we play a crucial role in helping clients achieve success beyond the courthouse.

The statistics mentioned in the beginning of this narrative do not fully illustrate our success and involvement in the community. For example, the number of felony cases opened and the number of cases that remain felonies are very different. Many cases are dismissed or reduced, and we play a very direct and consistent role in that process. Our clients' rights are protected, and we also save the County and State money.

CONSISTENT COMMUNITY INVOLVEMENT

For many years now office members have contributed to the Logan County community by assisting with youth programs, being active Church members, and helping neglected animals.

I am on the Southwestern Regional Day Report Board. The Southwestern Regional Day Report serves Logan, Mingo, Boone, and Lincoln Counties and has proven to save lives and money by offering rehabilitative services. I am also a member of the Drug Court Team for Logan County, which takes the most extreme addiction cases and turns lives around. I am the Chair of Logan County Library Board because literacy and promoting a love of books in the community is important to fighting the epidemics of drug addiction and poverty. I am also a Timer and sometimes Referee for the local swim team. Organized sports are crucial to keeping kids from ever becoming clients and we are blessed to have the fantastic Chief Logan Rec Center that is constantly trying to improve their programs.

Pam continues to work with the Paws Squad, Logan County's excellent Animal Rescue Team. She provides foster care for the animals and participates in many fundraising endeavors both in and out of Logan County. It is utterly amazing the number of dogs and cats that group has saved.

Don is an active member of his church and he and his wife help with the small Christian school that his son attends. His son is also a member of the swim team where Don helps with fund raising and events.

Carol is an active member of her community and church. She plays an important role in the lives of her children and grandchildren, while playing a big role in the recovery community as outlined above.

Ashley is our representative on the Juvenile Drug Court Team. Outside of the office, she develops programs designed to help special needs children. As a mother of an autistic son, she is uniquely focused on knowledge of programs designed to help special needs children—this knowledge benefits clients and the community as whole.

AN IMPORTANT AND GROWING TEAM

We would like to end the narrative this year by stating that we are trying to adapt to the changing needs of our indigent clients. The meth, fentanyl, and heroin epidemic has had a shocking impact on our community and changed the needs of our clients. We are happy to report that Public Defender Services has provided us with our first shared Recovery Coach, Tyson Compton. He is already making a positive impact for our clients and the community, and we expect to be able to give a great report next fiscal year.

A CLOSING NOTE

The practice of law as criminal defense attorney and the role of public defender offices has changed significantly in the last decade as it is extremely hard to represent clients who are so impacted and affected by addiction. Our response has been to work to help them get the treatment they need whether before their case is resolved or after depending on many issues and circumstances that differ from case to case. I think we are doing extremely well given the limited resources. However, in the early morning hours around two or three a.m. when I am called out for a mental hygiene hearing, I am reminded that many of these people could be helped before they ever enter the criminal justice system or at least as repeat offenders. Society is still reluctant to call addiction what it is: a mental illness. Despite causing a person to lose their ability to control their behavior or correctly, perceive reality, it is still not treated and cared for like the illness it is. An honest review of the mental hygiene statutes and system will reveal that it is far from adequate in its current form and does little to aid in helping people recovery from substance use disorder. Very short treatment periods are used and having serious drugs in your system such as meth does not result in long term inpatient treatment and often results in no treatment if you do not have dual diagnosis of addiction and a properly categorized mental illness. It could be so much more effective

if revamped. The change in the written law would be easy, but it would take a lot of resources to create meaningful change. Within a few years we would see a drastic reduction in the recidivist and incarceration rates which would offset the initial costs of setting up appropriate long-term inpatient treatment facilities and hiring staff for them. (Incidentally, the number of mental hygiene petitions filed have drastically dropped over the last few years.) That is not a good thing given the overwhelming substance use epidemic and number of people living with a substance use disorder. It reflects the fact that the families of Logan County have become very aware that these petitions do not help with addiction cases because such proceedings are not designed to provide true help for addiction cases.

Dwayne Adkins,
Chief Public Defender

Public Defender Corporation for the Eighth Judicial Circuit

The 8th Judicial Circuit Public Defender Corporation opened in 1990 and is now in its 29th year of operation. The office currently has a staff of three attorneys, one secretary and an office manager. The office relocated to a newly renovated space on the ground floor of a local building about a year and a half ago.

Chief Public Defender, Floyd A. Anderson, is a native of McDowell County. He earned his degree in Psychology from WVU in 1999, and his law degree from Southern University Law Center in 1992. He became a member of the WV State Bar in 1994. Mr. Anderson joined the office in 1995 and became Chief in 1998. He has tried a number of complex cases involving first degree murder, robbery, and sexual assault. He also remains active in the local community.

Robert E. Blair, better known as “Pete”, is a native of McDowell County and joined the office in 2003. He maintained a private practice for years and served as a Family Law Master. He has been a member of the WV State Bar since 1956, now 62 years. Pete reached his 91st birthday in January this year.

Marcia L. Hebb is a native of West Virginia who has made McDowell County her home now for fifteen years. Ms. Hebb joined this office in June of this year after almost 15 years of driving to work at the Raleigh County Public Defender Office. She also worked at the Pocahontas County office for almost two years. She served in the US Army after high school and graduated from law school in Michigan in 1996.

Kimberly Cox, currently in her 25th year with the office, joined as secretary in 1994. She has now been the office manager since 1997. Kim manages the attendance/leave records, funding, bills/invoices, and payroll, and performs a myriad of secretarial duties. She has been one of the major assets in this office’s success.

Our office currently has an open position for a secretary due to the retirement of Robin Oakley and the unfortunate passing of Jennifer Adkins. Jennifer replaced Robin for a short few months before passing suddenly at the young age of 47.

McDowell County has an extensive need for legal representation for the indigent due to a devastated economy and the opioid crisis. Located in the most southern part of the state, McDowell has suffered extensive losses, economically and socially. The county seat, Welch, was once known as the “little New York City” until the significant cuts in the coal industry. The current substance use epidemic has been associated with lost jobs and revenue such that the county has cut employee salaries upwards of ten percent, including law enforcement. The county has lost two major employers, Walmart and Magic Mart.

The struggle for solutions has led to extensive work by this office through alternative sentencing, the local drug court, and our new peer recovery coach. Substance use disorder issues seem to affect every area of representation. Our office provides representation in felonies, misdemeanors, delinquency/truancy, guardianship/conservatorships, extraditions, mental hygiene, and abuse and

neglect proceedings. We also are active in drug court and community corrections (day report). The office maintains a substantial abuse and neglect caseload, representing at least one respondent or child in almost every case.

The local bar representation has now been reduced such that there are only two active private attorneys. In order to fulfill the remaining need for representation, several attorneys travel from other counties to handle conflict cases and some mental hygiene petitions. Our most recent loss occurred with the death of Phillip LaCaria.

The office has many hills to climb but continues to work diligently to defend the indigent population of this resilient county.

Floyd Anderson,
Chief Public Defender

Public Defender Corporation for the Ninth Judicial Circuit

The office was established in June 1991. Our office currently has six attorneys with one vacancy, and six support staff positions. During the past year, we welcomed attorneys Stephanie Pfeifer and Caitlan Flanagan-Morgan, and a new support staff member, Jessica Jones.

Mercer County, West Virginia has three Circuit Judges, five Magistrates, and two Criminal Municipal Courts in which we appear. We also serve on the Southern Regional Community Justice Board with other community representatives.

Our office has members on the Adult Drug Court and Juvenile Drug Court. Approximately **fifty** individuals have graduated from Adult Drug Court in the last five years. Substance use disorder problems continue to be pervasive in Mercer County. Jaime Arnold continues to coordinate placement for our clients in substance use treatment facilities. Mercer County has one of the highest abuse and neglect caseloads in the state due, in part, to the substance use epidemic.

The office successfully uses alternative sentencing options such as deferred adjudications and inpatient substance use treatments. We continue to obtain hundreds of dismissals.

The office won an appeal in an abuse and neglect case.

As we've done in the past, we once again hosted numerous judges from Mongolia who were visiting via the Open World's Rule of Law Program. We have various attorneys who are actively involved in service organizations and their respective churches. Gerald Linkous began teaching a mass

communication
law class at
Concord
University. John
Byrd shares his
artistic expertise
by giving piano
lessons.

Our Office is
honored to
represent the
indigent in
Mercer County
and are
dedicated to
protect their
constitutional
rights



PDC 9 Team

Photo provided by 9th PDC

We have recently welcomed Rebecca Powers and Sheila Beggs to our support staff. Our office

obtained hundreds of dismissals and also secured acquittals in various trials this past year. Our attorneys continue to utilize deferred adjudications and substance use treatment for our clients. Jaime Arnold oversees placement for our clients in substance use treatment facilities.

We serve on the Southern Regional Community Criminal Justice Board which monitors the operations at the Day Report Center. The office also serves on the Adult Drug Court and Juvenile Drug Court, which involves intensive treatment and extensive court monitoring. Substantial substance use disorder problems permeate a large percentage of our cases. The courts in Mercer County have tried to be proactive in dealing with the substance use epidemic by utilizing these alternatives, including a recently opened new substance use treatment facility exclusively for women.

Attorney, Taylor D. Potts, continues to serve the community as a foster parent and actively working with youth at his church.

Tracy Burkes,
Chief Public Defender

Public Defender Corporation for the Tenth Judicial Circuit

The State of West Virginia has given State employees 5% raises, but Public Defender Corporation employees weren't included in these raises. Yet, we continue to maintain a high level of competence in our cases, despite little recognition of our impact in decreasing the cost to the state, counties, and municipalities.

In January 2019 Joseph A. Noggy retired and Wilbert A. Payne became the Chief Public Defender. Since then, there have been many changes: Marcia L. Hebb has moved on to McDowell County Eighth Judicial Circuit; James McClain has moved on to Mercer County with an adoption office; Patrick Brooks and Josh Thompson are now employed with the Raleigh County Prosecuting Attorney Office; Tom Moore has retired.

This office still has very experienced attorneys beginning with 38 years for Wilburt A. Payne, Kris N. Kostenko with 22 years, Stacey Fragile, Assistant Chief Public Defender, with 19 years, Robert D. Goldberg with 20 years and Sarah Smith with 10 years. We have a new Attorney, Ryan Jackson, who passed the bar in 2019 and started with this office in October.

Although this office is short three attorneys, we are managing to meet all the demands we are confronted with from day to day. We have recently contracted out our parole and mental hygiene cases to Michael Froble, a local attorney, which has allowed our overworked attorneys to concentrate on the other pending files that they are assigned.

Last year this office closed a total of 2,724 cases which is 98 more cases from the year before. The cases consisted of 626 felonies, 1,338 misdemeanors, 174 mental hygiene, 153 juvenile, 302 parole and probation revocations, 13 abuse and neglects, 1 habeas, and 117 other cases. Each attorney handled on the average of 302 cases last year. Although this is in excess of the recommended amount by the American Bar Association, this office handles all cases without any major issues.

In FY2018 our office handled almost 72% of all cases in Raleigh County while receiving only 54% of the funds distributed by Public Defender Services to the Tenth Circuit.

Office Staff

Our office staff is the key to our success in which we currently have four legal assistants, one full time receptionist, and a part time case manager. The office has two office managers, Melanie Ellison for personnel matters and Susan Delp for administrative matters. The assistants who aide them are Sharon Owens and Donnita Marks. Nichola Campbell is the full-time receptionist and Alice McClure is the part time case manager. Our peer recovery coach, Theresa Jordan, has worked on a total of 103 cases since July of 2019, while also serving clients for the public defender offices in Fayette, Greenbrier, and Pocahontas counties.

Wilbert Payne,
Chief Public Defender

Public Defender Corporation for the Eleventh Judicial Circuit

Our office opened in 1999 with the goal of providing high quality and cost-effective criminal defense to the citizens of Greenbrier and Pocahontas Counties. While the foundations of practice (caring about your clients, investigating your cases, and being prepared for court) have not changed since 1999, the rest of the criminal defense practice has changed dramatically.

West Virginia's place at the center of the opioid crisis has left everyone in the criminal legal system struggling for solutions and the 11th Judicial Circuit has been a leader in innovating and adopting new solutions. Chief Defender Joshua Edwards and Deputy Chief Defender Dewitt Daniell both serve on the advisory committee for Greenbrier County's Day Report Program. Joshua Edwards and Laura Spadaro both serve as members of the drug court treatment team in Pocahontas County and Dewitt Daniell serves as a member of the treatment team in Greenbrier County. In addition to their formal role, Public Defenders serve as informal advisers on policy matters and legal questions as they arise.

The attorneys and staff are:

Joshua L. Edwards, Chief Defender



Joshua Edwards with the West Virginia Team at the National Judicial Leadership Summit IV on Child Welfare

Photo provided by 11th PDC

Joshua Edwards is the Chief Defender for Greenbrier and Pocahontas Counties that together make up the 11th Judicial Circuit. Mr. Edwards was appointed to the Indigent Defense Commission by Governor Justice in April of 2017. This year Mr. Edwards was selected to attend the National Judicial Leadership Summit IV on Child Welfare.

He and the assistant defenders in the 11th Judicial Circuit continue to implement treatment-based programs as alternatives to the warehousing that occurs with incarceration. He states that "I'm proud of the efforts we've made with the Public Defender Corporation, Drug Court, and Day Report Programs to combat the addition epidemic and restore individuals to their community. I'm particularly excited that this year we've added a Peer recovery coach to the PDC".

In addition to his duties as Chief Public Defender, Mr. Edwards serves on the Community Corrections Advisory Board in both Greenbrier and Pocahontas Counties. He also serves on the Pocahontas County Drug Court treatment team and is a frequent contributor to both formal and informal efforts to improve the criminal justice system. Mr. Edwards enjoys the challenges of the courtroom and getting to know his clients as human beings so that he can tell their story and help

them write a better conclusion. He indicates, “As my children have gotten older and more involved in community events I realize the impact my work has on children and the community as a whole. Every time I go to a parent night at the school I see parents with their children who would not be able to be there without the Public Defender Corporation. It is particularly rewarding when you know that you were able to arrange for the parent to complete drug court or rehab and you know that they’re not only with their child, but able to be a great parent to that child.”

Outside of work, Joshua is married to Lara and they have three sons who keep them running non-stop. Joshua serves as a board member for Greenbrier United Soccer and is a Coach with the Greenbrier Valley Hellbenders Youth Mountain Biking Team. He previously served as assistant commissioner and coach for the Greenbrier Valley Athletic Association first and second grade basketball league and as a coach for the GROW basketball league. Joshua is active in the Lewisburg United Methodist Church, having served as a Youth Group leader and on various committees from the Communications Team to the Trustees.

Dewitt W. Daniell, Deputy Chief Defender



**Dewitt playing the banjo in
Pocahontas County**

Photo provided by 11th PDC

Dewitt W. Daniell, Deputy Chief, has served as a public defender in West Virginia for 23 years, since 1996. He worked in Raleigh County for five years, and then relocated to Greenbrier County in 2001. Prior to his experience in West Virginia, he was licensed in North Carolina after graduating from Campbell University School of Law in 1987, and engaged in private practice for nine years in Asheville, NC. His experience includes defending criminal cases, both felonies and misdemeanors, representing juveniles, and advocating for parents accused of abuse or neglect. In addition to his primary responsibilities representing clients, Dewitt has been active in bringing community corrections to the 11th Judicial Circuit. He has served on the Community Corrections Advisory Board from its inception, and he is currently a member of the Drug Court treatment team. He continues to serve on the PDS committee charged with producing and maintaining a motions manual. As a former schoolteacher, he has maintained an

interest in working with high school aged kids; he has presented programs on a number of occasions having to do with the juvenile justice system, and the criminal law, at Greenbrier East High School. In his time away from work, Dewitt enjoys playing bluegrass banjo with friends in and around Pocahontas and Greenbrier counties. He has played at the Lewisburg United Methodist Church on numerous occasions, Pocahontas County Community Centers, WellSpring of Greenbrier County, and several fundraising events throughout southeastern West Virginia. Mr. Daniell is the recipient of the 2012 Dambro Award as the Outstanding West Virginia Public Defender. He has been married for 26 years and has a son who is 25 years old.

Steve K. Paragamian, Assistant Defender

Steve serves primarily as the Assistant Defender Assigned to Greenbrier County Magistrate Court. He relates that:

As a lawyer I know used to say in Iowa, ‘there’s a legal side and a human side to cases.’ The legal side concerns my work, almost solely in Magistrate Court. Our caseload has increased somewhat since last year, and I am kept busy interviewing clients and trying to help craft solutions to get their lives back on track. Each person is different, with a different problem to solve, and with a different background. Sadly, our area is plagued by massive unemployment, leading to problems with DUI, domestic abuse, and rampant abuse of opioids and methamphetamines. It is often heart-rending to come to work and view some of the ravages my clients have undergone.

On the human side, I’ve scaled back some of my community involvement. I no longer volunteer at the animal shelter, though I recently adopted ‘Dusty’, a handsome grey cat who has been there, apparently, longer than any other feline in their history. He proudly wrestles with my two other furballs when I walk in the door at five o’clock. Our cases often read like tragic novels, and I am working, in my spare time, on a book of stories. A friend of Mom’s family, back in Richland Center, wrote a series of stories titled ‘Sauk Prairie People’ and I hope to emulate him.

Steve reports that, since last year, “I have been working in magistrate and municipal court, and preparing for retirement. It still feels odd to get a phone call from Medicare. Yet it is truly enjoyable to work in an office where everybody is finally younger than I am”.



Steve Paragamian

Photo provided by 11th PDC

Upon retirement Steve originally planned on moving to Oregon or Wyoming, but talks with local realtors “a) made me grab my wallet tightly and b) realize how grateful I am to live here”. He is currently looking for a house in Union or Pickaway and plans to get serious about writing the ‘American Novel’.

He adds “At the risk of appearing self-serving and smarmy, I do appreciate the backing our state gives to us as we do this work. When I ask young people how school or work is, they say, ‘It’s complicated’. Our work fits this criteria, too. It’s a lot different from when I started here in 2002”.

Laura Spadaro, Assistant Public Defender

Laura is the Assistant Public Defender for Pocahontas County. She indicates, “Staff changes here in the Pocahontas County Office are the most noteworthy development here, including the departure of our Assistant Madara Smith who will be missed and the coming on board of new assistant Alycia Bickford. Best wishes to Madara in her new position in community corrections

and welcome on board to Alycia. I arrived in Pocahontas County in late 2015 to take the position of Assistant Public Defender. There are few words that can adequately describe the last few years here in Pocahontas County.”

Nicole Graybeal, Assistant Public Defender



Nicole Graybeal

Photo provided by 11th PDC

Nicole Graybeal is the newest addition to the Lewisburg Public Defender Office. Nicole is a graduate of West Virginia University, with a bachelor’s degree in Psychology and a law degree. During her time at West Virginia University College of Law, she worked as a student attorney in the Veterans Advocacy Clinic. After graduation, Nicole continued serving in the Veterans Advocacy Clinic as a fellow and provided free legal services for veterans throughout the state. Nicole started in the Lewisburg office in May 2019 and handles the abuse and neglect cases as well as the juvenile cases in the office. When she isn’t working, she enjoys spending time with her fiancé and their dogs.

Yvette Shafer, Office Manager

Yvette started with the Public Defender Corporation as a secretary in 2009 and assumed her duties as Office Manager in 2011. Outside of the office she is active in her church and community. Yvette serves as a church representative on many levels, including state and national. Her desire is to retire in a few years and continue her work in the mission field at home and abroad. She graduated from The School of Christian Studies in October 2016 with her degree in Pastoral Ministry. Yvette occasionally speaks at Sunday afternoon services at a nursing home and at evening services at a low-income apartment complex.



Yvette on a mission trip.

Photo provided by 11th PDC

In September of this year, Yvette was invited to participate in and gladly accepted the call to go on another Discovery Mission Trip. This time to Israel/Palestine with International Ministries’ area director for Europe, the Middle East and Liberia along with several other Lay People where they will gain first-hand knowledge of what life is like for Baptist Christians in this conflict-weary land.

Yvette is currently working with a group at Shuck Memorial Baptist Church to improve and grow the services offered with The Life Recovery program that was officially started earlier this year. It

focuses on addressing the struggles with addictions, struggles in life, depression, and anxieties to name a few. The group continues to work with The Greenbrier County Drug Court-Day Report representatives to gain information on how to best serve the needs of people dealing with substance use disorders. She serves as one of seven mentors in the group.

Alycia Bickford, Secretary

Alycia started with the Public Defender's office this past September and is excited about her new journey with us. She moved to Pocahontas County West Virginia from Connecticut in 2014 with her husband Pete and their two children. "Getting this job has allowed me to broaden my horizons and invest more time with my children and family's busy lifestyle. Horse shows, dance, soccer and basketball take up most of my family's spare time. Currently I am working with other members of the Pocahontas community on a horse show arena project to bring more opportunity to the area for youth and families, this is a nonprofit organization that myself and a few others created." Riding horses and rodeo is a BIG part of our lives and we want others to be able to enjoy it alongside us. The community here is tight-knit, and that's what I love the most about it! It is a pleasure to live and work here. She indicates, "I am excited about this new chapter in my life".

Lois Airgood, Secretary

Lois has been with the Public Defender Corporation since 2015, having previously worked as a legal assistant for a private practitioner working with social security and black lung cases. Lois had a variety of careers prior to joining the Public Defender Corporation. She worked as a computer consultant for MCI telecommunications, the United States Supreme Court and the Georgia Supreme Court. Lois also ran a small computer support firm, Evergreen Apps and was the owner/operator of Yew Mountain Lodge in Hillsboro, West Virginia. She has also served as a volunteer music instructor for the Hillsboro Elementary School.



Lois hard at work.

Photo provided by 11th PDC

Joshua Edwards,
Chief Public Defender

Public Defender Corporation for the Twelfth Judicial Circuit

JUDGE JOHN W. HATCHER, JR. RETIRES THE ABUSE AND NEGLECT CRISIS

This fiscal year marked changes in the practice of law in Fayette County. The biggest change is the retirement of Judge Hatcher. Judge Hatcher was always a strong advocate for our Public Defender Office. Judge Hatcher was in the Legislature when the Public Defender system was created. He often would tell me that he had insisted on having Fayette County specifically added to the initial counties to have a Public Defender Office. He was always available to offer advice and guidance to our office, and he was always careful to create a record of the work we put into our cases.

Balance was maintained at the time of Judge Hatcher's retirement however, because we still had Judge Paul M. Blake. Judge Blake is also a strong advocate of our office. Prior to taking on his role as Fayette County Prosecuting Attorney, and then Circuit Judge, Judge Blake served as a member of the board of directors for our office. Given that he served in the early years of this office we do credit him for helping to create the strong foundation on which the office still relies.

Judge Hatcher was replaced by Judge Thomas H. Ewing. Prior to taking on his new challenge, Judge Ewing was a member of our board of directors and had attended the annual public defender conference. Judge Ewing did appointment work especially in abuse and neglect cases. This layer of his diverse experience made the transition easier for our office in that we knew he understood the workings of the public defender system. It has been clear during his time on the bench that he is also supportive of our office.

I credit in large part the stress of handling abuse and neglect cases to the timing of Judge Hatcher's retirement. For those not familiar with this type of action, abuse and neglect cases start when the West Virginia Department of Health and Human Resources files a Petition seeking legal and physical custody of children because it is suspected they are being abused and/or neglected. The lion's share of these cases relates to substance use addiction. The outcome of these cases can be heart wrenching in that if the parents are unable to correct the problems, it leads to a petition that their parental rights to their children be terminated.

The volume of these cases has exploded throughout West Virginia over the past several weeks. This is also true in Fayette County. To be clear—this office *does* provide representation in abuse and neglect proceedings. It is not unusual for there to be numerous hearings and or multi-disciplinary team (MDT) meetings every day. More than five years ago the decision was made in our office to have a single attorney handle all the abuse and neglect cases to which we are appointed. This was to allow the other staff attorneys to be able to prepare for adult felony work which requires significant preparation time.

Jennifer Alvarez was our abuse and neglect attorney for about five years. However, she will be

leaving our office soon to clerk for Judge Kirkpatrick in Raleigh County.

There is no clear answer to how to resolve the emotional, time, and financial strain abuse and neglect cases has on our State, on Public Defender Services, and on our Public Defender Office. The number of hours each action takes on an attorney is large, and a lot of times exceeds the hours spent preparing for and having a felony jury trial. Additionally, when a parent's rights are terminated, we file an appeal of that termination to the West Virginia Supreme Court.

Obviously, this workload is difficult for the attorney assigned to do the work but these actions affect every public defender. When you are representing a client on criminal charges who is also a party in an abuse and neglect action you have to be aware of what is being required of your client in that action to effectively represent them in their criminal case. You are also placed in the position when you are advising them that although one course of action would be best in their criminal action that it will negatively affect them in trying to be reunited with their children.

So, as the West Virginia Legislature considers increasing fund for more CPS workers, attention to funding needs for Public Defender Services needs to also be increased. There is a need to fund the payment of panel attorneys who handle these cases and increase funding to Public Defender Offices so that these time-consuming cases can be properly staffed. A solution also needs to be found to balance the workload of our Circuit Court Judges so that their job is bearable. This is a crisis.



Jennifer Alvarez waves goodbye to PDC12.

Photo provided by 12th PDC



Entrance to our office

Photo provided by 12th PDC

Nancy Fraley
Chief Public Defender

Public Defender Corporation for the Thirteenth Judicial Circuit

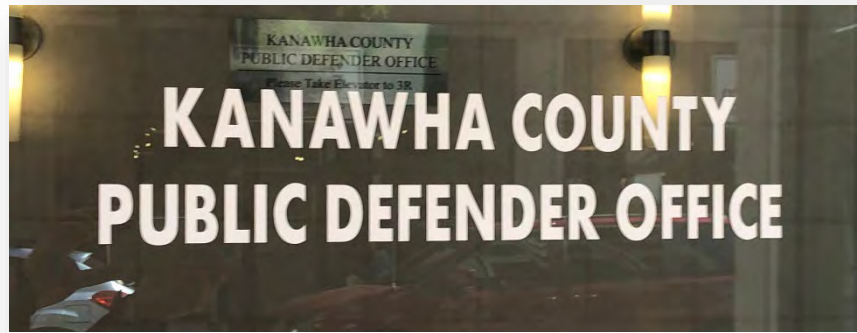
Having opened in 1989, the Kanawha County Public Defender Office has spent close to thirty years providing high quality legal representation to indigent persons charged with crimes in Kanawha County by protecting their freedoms and rights, zealously advocating for their liberty, and promoting the fair administration of justice.

The office currently employs twenty-three full-time lawyers, one part-time senior counsel and two grant-funded lawyers. The support staff consists of fifteen regular full-time employees and one part-time United Way grant funded Community Resource Coordinator. The office appears in

Charleston and South Charleston Municipal, Kanawha County Magistrate, and Circuit courts, representing clients charged with felonies, misdemeanors, and juvenile delinquency. Our

attorneys also represent clients in involuntary commitment proceedings, contempt proceedings, and sit on both the Juvenile and Adult Drug Court teams. This year, we opened 6,819 new cases.

While our primary responsibility is to our clients facing the loss of their liberty, we are involved in making our community fair and just for all of those impacted by the criminal legal system. Kanawha County Public Defenders are active in the legal community, serving as committee and board members and as faculty for continuing legal education providers. Members of our legal staff participate in national and West Virginia DUI defense lawyer associations and are on the faculties of the Public Defender College hosted by the Kentucky Department of Public Advocacy and Gideon's Promise, a national public defender training organization, and conduct training locally and statewide on various legal topics.



13th PDC Office Sign at New Location

Photo provided by 13th PDC



Shayne Snyder at the Central PA Pet Expo

Photo provided by 13th PDC



Allison Santer in the Charleston Distance Run—Fundraising for the Joni Adams Scholarship Fund

Photo provided by 13th PDC

Members of our support team are also active in criminal justice outreach and reform, including acting as members of the Kanawha County Re-entry Council, helping our clientele with barriers they face integrating back into society after incarceration, and advocating before the legislature for the passage of legislation beneficial to former inmates.

In addition to their legal work, our employees are involved in many activities intended to serve our community. Many are active in animal rescue. Others participate in community youth activities, serving as a Den Leader of a local Cub Scout troop, acting a foster parent, and volunteering at bible camps. Still others act as team parent for a local school soccer team, volunteer at food drives, participate in online help groups for people who are struggling with addiction, and assist with clinic support for Remote Area Medical, who provide free dental, vision and medical services.

Ronni Sheets
Chief Public Defender

Public Defender Corporation for the Fifteenth Judicial Circuit

The Public Defender Corporation for the Fifteenth Judicial Circuit (Harrison County) continues to provide legal representation to the indigent individuals who appear before any one of the three Circuit Judges, two Family Court Judges, five Magistrates, and two mental hygiene commissioners.

We started the year with an attorney vacancy, but had the pleasure in October 2018 of hosting Zachary Gary as a post graduate fellow with the West Virginia Fund for Law in the Public Interest for a year. His addition brought the number of attorneys in the office to six. Within the office, each attorney is assigned a case on a rotational basis and may be responsible for any type of case the office receives. We continue to handle a majority of the felony, misdemeanor and juvenile matters initiated in Harrison County courts. Successful jury verdicts this year have included Bryan Church's acquittal on a forgery and uttering charge; Susan Morris' verdict of voluntary manslaughter on a first-degree murder charge, and her verdict of petit larceny on a first degree robbery charge. Johnna Shumate and Bryan also successfully negotiated a plea to voluntary manslaughter on a first-degree murder charge.

From a personnel standpoint, Cheryl Taylor joined our staff as a secretary. Cheryl had previously worked for over a decade with a private panel attorney who retired.

Efforts continued within the office to assist those clients dealing with addiction. To that end, Patrick McFarland, our investigator also became designated as our treatment coordinator. Since his designation, he has obtained several substance use treatment beds for our clients and had established a good working relationship with treatment facilities within the state and other community support agencies within the North Central West Virginia area. His persistent communication, internally and externally, has served our clients well.

During the year, progress was also made to begin a Veteran's Treatment Court in the county. Several meetings were held with Judges, prosecutor representatives, probation representatives, and Veteran's Outreach Program representatives to lay the groundwork for a fall 2019 launch.

The Public Defender Corporation for the Fifteenth Judicial Circuit continues to be appreciative to the West Virginia University College of Law. During the year, we have worked with the Immigration Law Clinic to resolve immigration and citizenship issues faced by some clients. Additionally, the West Virginia Law in the Public Interest and the Public Interest Advocates have allowed us the opportunity to host, at their cost, a Sprouse fellow during the summer. This year we hosted Ellen Walburn who had the opportunity to practice under Rule 10.

We hope that our office can continue to make a positive impact in the lives of our clients, as well as the community we serve.



(L to R: Michael Kuhl, secretary; Patrick McFarland, Investigator/Treatment Coordinator; Zachary Gray, Assistant Defender; Eric Householder, Assistant Defender; Bryan Church, Assistant Defender; Perry Jones, Deputy Defender; Susan Morris, Chief Public Defender; Johnna Shumate, Assistant Defender; Dianne Lough, paralegal; Nicole Warner, paralegal; Deloris Shaffer, secretary; Cheryl Taylor, secretary. Not pictured: Sharon Skeen, Office Manager)

Photo courtesy of the Exponent Telegram/NCWV Media. Reprinted with permission.

Provided by 15th PDC

Susan P. Morris
Chief Public Defender

Public Defender Corporation for the Eighteenth Judicial Circuit

The Public Defender Corporation for the Eighteenth (18th) Judicial Circuit of Preston County, West Virginia has its office located at 202 Tunnelton Street, Suite 303, Kingwood, West Virginia. Our office was established in the year 2000, and it serves the population of Preston County.

Our office consists of a Chief Public Defender, two associate staff attorneys, and two support personnel. We consider our staff our greatest asset in serving to meet the needs of our indigent population through our representation in their cases and consequently our brief involvement in their lives and the lives of their families. As a single judge circuit, our appointments are made by Judge Steven L. Shaffer for felonies and misdemeanors in Magistrate and Circuit Courts. We are also involved in most juvenile matters in our Circuit, as well as some abuse and neglect cases. We also represent clients involved in mental hygiene proceedings. All three attorneys share equally in every category of cases we are assigned.

Our current office staff:

- Sally C. Collins, Chief Public Defender since January 2015. She has served as a staff attorney in our office since 2005. Prior to this she was an Assistant Prosecutor, conducted a private law practice, and was a secondary mathematics teacher. She is an active member of the Federal Micro Loan Committee serving our area
- Claire L. Niehaus, Assistant Public Defender since 2002. Her prior experience includes clerking for the Logan County Circuit Court and serving as a staff attorney for the Logan County Public Defender Office.
- Lisa R. Hyre, Assistant Public Defender as of January 2015. She served as an attorney for Morgantown Legal Aide and conducted a private legal practice here in Preston County. She is also a licensed social worker.
- Samuel P. Hess, Assistant Public Defender, is joining our office in July 2019. He previously clerked for Judge Lawrence Miller, Jr. for 5 years, followed by two years private law practice, and was a summer intern with PDC 12th Circuit. He is a local youth wrestling coach. He is a representative of the WV State Bar Board of Governors and previously a Representative of the Young Lawyers Executive Committee. Sam is an Honorably Discharged Army Veteran having served two tours of duty in Operation Iraqi Freedom.
- Wanda L. Miller, Secretary since November 2015. She has previous experience as a bank teller/customer service representative for 21 years. Wanda has also held secretarial duties with her church and band boosters over the years. She is very active in raising funds for two local scholarships, the Preston County Humane Society, and in her church.
- Judy L. Starcher, Office Manager since June 2015. Judy has had previous experience in the County Clerk's Office as well as several years as Office Manager for private industries. Judy is also an Honorably Discharged Veteran having served in the U.S. Navy.

The Public Defender attorneys have served on the Board of Directors for the Community Corrections since its beginning. Lisa Hyre currently serves on its Board. The attorneys are also active with our Adult Drug Court. Claire L. Niehaus participated in the establishment of the Drug Court and currently serves on its local Advisory Board. Sally Collins currently serves on the Drug Court Team. The attorneys and staff are members of various organizations and participate in community events in Preston and Monongalia Counties.

Sally Collins,
Chief Public Defender



Back (Left to Right): Lisa Hyre, Wanda Miller, Sally Collins, Judy Starcher, and Sam Hess

Photo provided by 18th PDC

Public Defender Corporation for the Twenty-third Judicial Circuit

The Mission of the Eastern Panhandle Public Defender Office (EPPDO) is to provide competent, thoroughly professional legal representation to the indigent criminally accused in all Courts in the Twenty-third (23rd) Judicial Circuit of West Virginia in an efficient, cost-effective manner when appointed to do so by competent judicial authority.

Our clientele primarily consists of defendants in criminal matters at the felony and misdemeanor levels in Circuit and Magistrate Court, but the obligation to provide professional, competent legal representation extends to and includes appointments to represent offending respondents in parental rights termination matters ("abuse and neglect" cases), Family Law Court contempt proceedings, juvenile offender matters and mental hygiene involuntary commitment proceedings, as well as appellate matters at various levels when assigned to do so by a Court, to include prosecuting appeals in the WV Supreme Court of Appeals.

The EPPDO office responsibilities include all the courts in all three county jurisdictions in the Eastern Panhandle (Berkeley, Jefferson and Morgan), as well as seven individual municipal courts in various towns throughout the Panhandle, particularly Martinsburg's Municipal Court. Our two separate offices are located in Martinsburg, which covers all matters in Berkeley and Morgan counties, and a satellite office in Charles Town, which handles all matters in Jefferson County.

Established nearly thirty years ago and operating continuously since, we are the second largest Public Defender Corporation in West Virginia with a staff of 33 individuals: 20 licensed attorneys and 13 clerical support staff members and investigators. The team at the EPPDO is a committed, dedicated crew, truly devoted to ensuring that our clients of all types are treated justly: we fiercely protect the rights of poor, often powerless and are somehow enmeshed in other legal difficulties touching upon fundamental rights, thus ensuring that the criminal justice system is administered fairly, remains open, accessible and even-handed -- and is perceived as such by the general public and citizenry that we serve. We ensure that the everyday-person accused of wrongdoing by a powerful government and police apparatus is not overwhelmed and unduly intimidated and that his or her voice and "side of the story" is told by a tenacious, professional advocate committed to his or her cause. As Chief Public Defender, and a veteran of nearly twenty years in the trenches at the EPPDO, I am supremely confident that we are well-regarded and respected by all the judges and opposing counsel in our bailiwick. We are the proverbial "overworked and underpaid" public servants: despite staggering caseloads —well above and greatly surpassing ABA guideline levels - and extremely low compensation relative to our peers in the local prosecutors' offices, we enjoy very low turnover among the staff and have accrued a level of experience and expertise unrivaled in the State: a devoted team of career Public Defenders serving the State and her people and Courts.

Tom Delaney,
Chief Public Defender

Public Defender Corporation for the Twenty-fifth Judicial Circuit

The Public Defender Corporation for the Twenty-Fifth Judicial Circuit serves both Boone and Lincoln counties. The combined effort of six attorneys and four office support staff is credited with closing 1294 cases in the prior fiscal year, at an average cost of \$595 per case. Each client, however, presents a unique set of circumstances and our offices work diligently to provide individualized and effective legal representation to all. Enough cannot be said for the tremendous effort and determination our folks put forth each and every day.

Three years ago, leadership and procedural changes within the corporation reframed the expectations of our legal pursuit. Collaborative effort and embracing change, together facilitated a successful, initial restructuring. In the following year, our staff's continued dedication to the mission realized additional resources to address clients' growing mental health needs. Over the past year, sustained success, both in the courtroom and in substance use disorder recovery, has been achieved through the collective efforts of our entire team. In the words of Henry Ford, "coming together is a beginning, staying together is progress, and working together is success."

At present, our corporation operates offices in both Boone and Lincoln counties. The Lincoln County office, sited in Hamlin, is staffed by two attorneys, one secretary, and one recovery coach. Our senior attorney in Hamlin, H.C. Woods, has been an employee of the corporation since its inception in 2000. Presently, he counsels all misdemeanor and abuse/neglect clients and safeguards defendants' rights as a member of the Lincoln County Drug Court treatment panel. Support staff needs in the Lincoln County office are fulfilled by Delena Toler and Crissey Ryan. The two divide their attention weekly between the Madison and Hamlin offices. Delena and Crissey demonstrate their dedication, commuting from Madison to Hamlin every other week, in support of our Lincoln County clients and Hamlin based attorneys. In July of 2019, Mallory Sutphin, previously a part-time, grant-funded recovery coach in Boone County, earned a newly created full-time recovery coach position serving Lincoln, Cabell, and Wayne counties. We are enthusiastic that Lincoln County clients now can benefit from her extensive knowledge in substance use disorder and recovery.

The Boone County Office, situated on Main Street in Madison, staffs four attorneys, two secretaries, one office manager, and one recovery coach. The senior attorney in our Madison office is David Lockwood. David, a seventeen-year member of the team, brings considerable trial experience to the courtroom, recently achieving a hung jury in a voluntary manslaughter mistrial. David also adeptly serves as interim defender in Lincoln County felony cases, until an attorney vacancy in the Hamlin Office is filled. Howard Nolen joined the Boone County office in 2005. He presently manages all misdemeanor cases appointed to our Boone County office. With years of experience, Howard is astute in negotiating favorable pleas and fostering alternative resolutions in magistrate court. Troy Adams joined the corporation as Chief Public Defender in 2016. Since then, he has focused his attention on felony cases, restructuring office operating procedures, and increasing the availability of mental health services to clients. Troy recently achieved a client's

full acquittal in a burglary jury trial. Our newest attorney, Kassie Ball, joined the Boone office in 2019. Kassie's primary focus comprises abuse/neglect, juvenile matters, and mental hygiene proceedings, but eagerly takes on any additional cases thrown her way.

Our Madison office support staff consists of Kathy Lane, Jeanna Butcher, Delena Toler, and Crissey Ryan. Kathy Lane, our Office Manager, is a nine-year member of the Madison team. Her office know-how and winning attitude are both readily apparent. When questions and obstacles arise, Kathy brings answers and solutions. Jeanna Butcher entered the Boone office in 2012. Alongside Kathy, she takes on behind the scenes tasks to equip our attorneys for court. Donna Watts recently joined our Madison office staff as a grant-funded, part-time recovery coach. Donna's wealth of personal experience and knowledge in recovery is certain to positively impact the mental health needs of our Boone County clients.

Our Board of Directors includes Tony Hensley, Jim Gore, Wendle Cook, and Phoebe Harless. Beyond his commitment to the Corporation, our Chairman, Tony Hensley, operates a family-owned hardware store in Danville, is Vice-President of the Boone Memorial Hospital Board of Directors, and is a member of the Danville Town Council. Jim Gore, with over thirty years of managerial experience in the private sector and county administration, brings practical knowledge to the corporation. Jim is also appointed to the Boone Memorial Hospital Board of Directors. Wendle Cook manages the Cook and Cook Law Firm in Madison where he has practiced law for thirty years. Our newest member, Phoebe Harless, is President of the Lincoln County Commission.

Troy Adams,
Chief Public Defender

Public Defender Corporation for the Twenty-eighth Judicial Circuit

The 28th Judicial Circuit Public Defender Corporation in Summersville was first established in 1983, making it the first public defender corporation in the state.

D. Mark Snyder, who passed away in 2018, was the first public defender employee in West Virginia. When he moved to Charleston, Cynthia Stanton was hired in October 1987. For the first seven years, Ms. Stanton was the only public defender in Nicholas County. In 1994, a decision in Charleston was made to hire an assistant public defender to work with Ms. Stanton and in the last twenty-four years, six attorneys have held this position. Kathleen B. Murphy was hired and began working in April 2019, and practices with a focus in abuse and neglect proceedings and juvenile matters. The 28th Judicial Circuit Public Defender has two attorneys and two administrative assistants. Kathy O'Dell has worked in the office for twenty-two years and now serves as the office manager. Theresa Cartwright began working for our corporation in 2015, after working many years in other law offices. Ms. Stanton is the longest serving public defender in the state and is responsible for all misdemeanor and felony cases served by this office, unless she has a conflict.

The 28th Judicial Circuit Public Defender Corporation has maintained an annual caseload of approximately 500-600 cases per year since Ms. Stanton has taken over. This office has been responsible for indigent representation in all areas of criminal defense eligible proceedings. Our office handles approximately 70% of all criminal applicants that are appointed in the county. We handle all mental hygiene hearings during work hours and at night unless we have a conflict. The attorneys handle all court appointments unless there is a co-defendant or similar conflict. Ms. Stanton appears in family court when appointed by the Family Court Judge. Drug Court was established in July 2016 and is currently active with over thirty (30) participants. We have graduated 16 participants from the Drug Court program, and we are in the process of trying to locate and set up a sober living house in Nicholas County. Ms. Stanton serves on the advisory committee and treatment team who meets weekly with the participants. Ms. Stanton is a member of the Board of Directors for the Community Corrections Board that oversees the Day Report Center and served as President until October 2017.

Our office has always had each attorney prepared and ready to conduct any kind of criminal work. Every attorney that has left the office is typically prepared to handle all types of criminal proceedings. The ability to accomplish this is based upon necessity as our Circuit only elects one judge and our attorneys must be available for all proceedings during the weekdays, weeknights, and weekends. In fact, several of our attorneys have subsequently served as assistant prosecutors, and of the five former assistant public defenders, one currently serves as the Chief Prosecuting Attorney in their circuit. Ms. Stanton also appeared at WVU College of Law on a panel about Justice in Appalachia with other defense attorneys last year and serves as chairperson of the Motion's Manual Committee charged with updating the criminal motions manual last revised in 2003.

We purchased and renovated our building at 723 Main Street in 1996 for \$50,000 and paid it off in 2003. Because we have not had to pay for rent, we have been able to use that money to better represent indigent clients.

At this point we believe that we have a sound system in place to address indigent clients in our circuit.

Cynthia Stanton,
Chief Public Defender

Public Defender Corporation for the Thirtieth Judicial Circuit

The More Things Change...

Fiscal year 2018-2019 held a lot of changes for the 30th judicial circuit office. In February Teresa McCune, Chief Public Defender for 29 years, announced that she had plans to step down in the near future. After discussing that plan with our director, the plan became a transition rather than a retirement. This plan led to the promotion of David A. Foley as Chief Public Defender and Teresa took on the title of Senior Defender with a reduced number of work hours.

We also received news in April that our office had been awarded a recovery coach position. Although Tyson Compton did not officially start until August 2019, upon receipt of the news, we immediately began the planning and hiring process with great anticipation. Since Mingo County is often called the epicenter of the opioid crisis, having been granted this opportunity to better serve our clients is an exciting concept for us.

The Public Defender Corporation for the 30th Judicial Circuit remains the largest, busiest, and most experienced law firm in Mingo County. We are proud to be leaders in our legal community. Our staff has a combined 85+ years of law practice experience.

We also continue our commitment to be civically engaged. We establish a presence at as many and varied governmental meetings as possible. As former Kanawha County Chief Public Defender George Castelle once said, "It's not what you can accomplish by being present, it's about what won't happen because you are there."



Fullbright Scholars

Photo provided by 30th PDC

One form of civic engagement has become somewhat of a tradition between our office and the Williamson Health and Wellness Center. Every year the Wellness Center hosts a group of Fulbright Scholars from all over the world and our office meets with them for lunch one day during their weeklong visit. We spend our time together explaining to the Scholars what public defenders do and what it's like to be a public defender in southern West Virginia. In exchange, we learn about what the scholars are doing back in their home countries. This year was the fourth year that the Fulbrights have come to Mingo County and the third year that we have hosted them. We have formed many bonds of friendship out of this experience and we hope we have taught the world a little bit more about indigent defense.

Our Office

Our office opened for business on January 15, 1990. Since that time we've grown from a one attorney, one secretary office to a 4 attorney office with a clerical staff of three and a recovery coach. Our office handles approximately 500 cases a year, including felony, misdemeanor, juvenile and mental hygiene matters. Over the years our attorney staff has supervised 40+ law student interns from 10 different law schools, many of whom have chosen to practice law in West Virginia.

Lawyers

David Foley, our Chief Defender, and a former WV Public Defender of the Year, is a graduate of the WVU College of Law, and attended James Madison University where he was on the varsity debate team. David handles misdemeanors and felonies, and is our "go to guy" for extradition cases. David is an Executive Board Member and Trustee for the Coalfield Association of Southern Baptists, sings in his church choir, teaches Sunday school and Vacation Bible School and bowls competitively. He is happily married to Debbie.

Paul Montgomery, staff attorney, a U.S. Navy veteran, attended the University of Oklahoma and Appalachian School of Law. He handles misdemeanor and felony cases, is our point man for mental hygiene cases, and also handles some delinquency matters. He recently argued an appeal before the West Virginia Supreme Court of Appeals. Paul is married to Megan, and is the father of two young sons, Syrus Jonah and Royce Asher (aka Bobby Cars). Paul is a member of Delta Theta Phi Law fraternity. His hobby is stargazing from which all members of the office benefitted during the last total eclipse.

Will Duty, our newest attorney, is a graduate of Williamson High School, the University of Kentucky and Appalachian School of Law. Will is the oldest of 5 children and is actively involved in his siblings' lives and the lives of their children. Will is a member of the State Bar Board of Governors Young Lawyers Section. He and Heather welcomed their first child in March, 2017. He is a licensed pilot and stays in shape by running.

Teresa McCune, Senior Defender, attended Marshall University and Antioch School of Law. She handles most of our juvenile matters. Teresa is active in state and local bar and community

service. Teresa was appointed by Governor Tomblin and re-appointed by Governor Justice to serve on the state's Indigent Defense Commission, as well as being chosen as a Rural Juvenile Ambassador by the mid-Atlantic Juvenile Defender Center. She serves on the State Bar Board of Governors and chairs the State Bar Ad Hoc Committee on Access to Justice, serves on the WV Supreme Court of Appeals Fatality Review Task force and is a former MCLE Commissioner. Teresa is a member of the WV State Bar Criminal Law Committee. In 2018 Teresa was named the Young Lawyers Committee of the State Bar Mentor of the Year. She is a founding member of West Virginia Women Attorneys, has been named a WV Bar Foundation Fellow, and has received the Governor's Service Award. Locally Teresa was awarded a 2018 Champion for Children, an honor shared with a State Trooper. Teresa founded and directs "On Track for College," an award-winning college bound coaching program that helps students preparing for higher education. She is also a member of Williamson Woman's Club (chosen Clubwoman of the Year 2015) and the Mingo/Pike branch of AAUW. Teresa is also the Chair of Christian Help of Mingo County, a charitable organization which provides direct aid to the needy. At the 2015 King Coal Festival Teresa was awarded the Humanitarian Award for her community service. Teresa is the mother of attorney Ryan Donovan and the proud "Grammy" of Lincoln Donovan.

Clerical Staff

Tiera Asbury is our office manager. She is a volunteer with the Beech Creek Community Park. She is also the president of the Beech Creek Clean-Up Project and a member of the National Technical Honor Society and member of FBLA. She is married to Chad and the mother of 12-year-old Callie. Brandy Sheppard, our paralegal/secretary, is a graduate of Tug Valley High School and Southern Community and Technical College. She is happily married to Jerry and is the proud mother of 7-year-old Brayson, 5-year-old Brantley and newborn Aubrey.

Kathy Collins, our secretary, is a graduate of Williamson High School. She is the mother of 2 young women and the grandmother of 5 grandchildren. Kathy volunteers with the women's ministry at the Regional Church of God.

Recovery Coach

Tyson Compton is our recovery coach. Tyson also serves the Logan and McDowell offices. Tyson has a B.E.A. degree from the International Academy of Design and Technology in Computer Graphics. He enjoys travel (especially to beaches) and movies (horror is his favorite genre).

Former members of our staff can be found in various positions across our state, including Mark Snyder, Kanawha County Family Court Judge (deceased), Nancy Fraley, Chief Public Defender in Fayette County, Richard Holicker, Kanawha County Public Defender and former Kanawha County Magistrate, and Jonathan Friley, now at PDS as Public Defender Corporation Administrator.

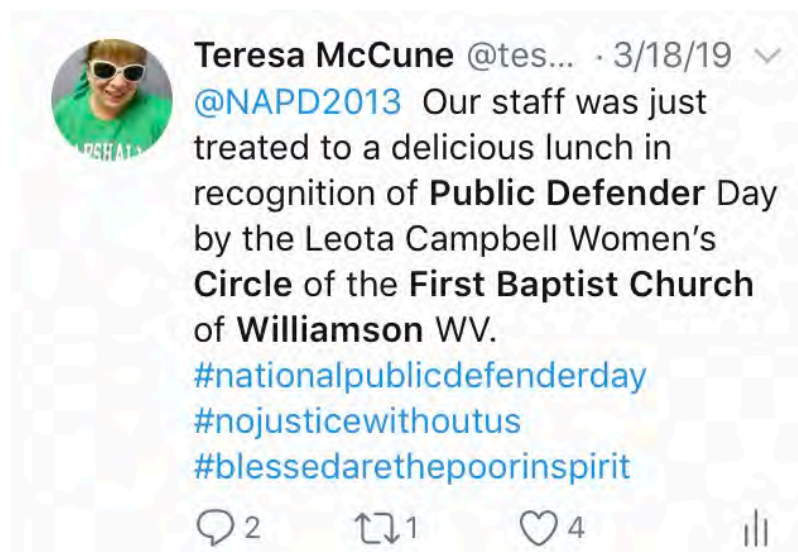


Tyson Compton

Photo provided by 30th PDC

Former staff attorney Jonathan “Duke” Jewell now serves as Mingo County’s elected Prosecuting Attorney.

Here is a sampling of news articles and tweets in which our office was featured throughout the year:





Williamson Forward · 3/18/19

It's [#NationalPublicDefenderDay!](#)



We talked with Mingo County Chief Public Defender Teresa McCune for more info on this day and this important profession!

[#WilliamsonForward](#) [#williamsonwv](#)
[#tippingthescales](#) [#justice](#)
[@tessmccune](#)



National Public
Defender Day: A L...
williamsonforward...



https://www.williamsondailynews.com/news/mccune-selected-for-training-program-at-georgetown-law/article_7f264e61-26f2-5622-bbb3-8f1314a00b9f.html

https://www.williamsondailynews.com/news/mingo-county-commission-marks-breast-cancer-awareness-month/article_0bdd68fe-8ca0-58d7-8238-e01bfa929d4d.html

https://www.williamsondailynews.com/news/in-mingo-co-a-community-comes-together-for-college-bound/article_d89c4606-9704-59f7-929b-c008a0f1eaa1.html

https://www.facebook.com/permalink.php?id=270679760205228&story_fbid=357187564887780

https://www.williamsondailynews.com/news/william-duty-attends-law-leadership-institute/article_2aa4dc2d-a562-5181-b5db-a14d024a9cbc.html

https://www.register-herald.com/news/mccune-and-berger-named-to-lawyers-leaders-class-of/article_4d4c4fb1-af9d-5cdc-a441-76cc9771eb79.html



Wilcon

Photo provided by 30th PDC



Halloween

Photo provided by 30th PDC



Valentine's Day

Photo provided by 30th PDC

Appendix C

Appointed Counsel/PDC Comparisons



Chief Justice Beth Walker delivers the keynote speech at the 2019 Indigent Defense Conference

Circuits 1, 2, 4, 5, 6, 7, 8, 9, 10, 11, 12, 13, 15, 18, 23, 25, 28, 30

Statistics for Both PDC and Appointed Counsel Statewide

All PDC Circuits – PDC Cases Closed Compared to AC Claims
(Within PDC Circuits)

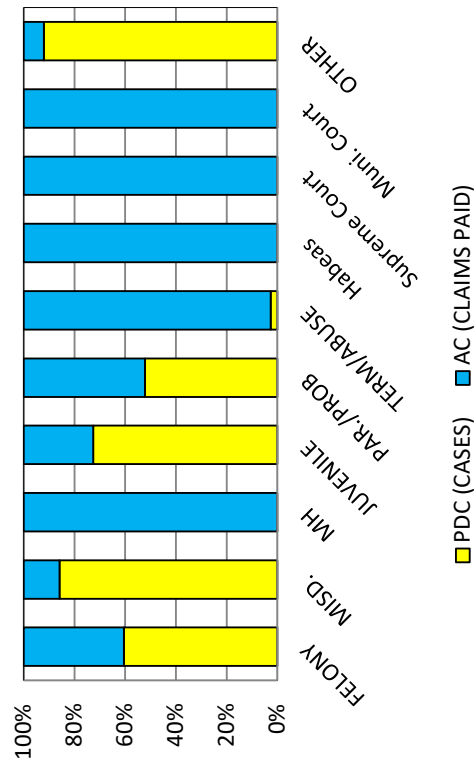
Statistics for Both PDC and Appointed Counsel Statewide
(Less AC Claims in PDC Circuits) – PDC Cases Closed
Compared to AC Claims Paid

1ST CIRCUIT (BROOKE, HANCOCK & OHIO COUNTIES)
PDC CASES CLOSED COMPARED TO AC CLAIMS PAID FY 2019

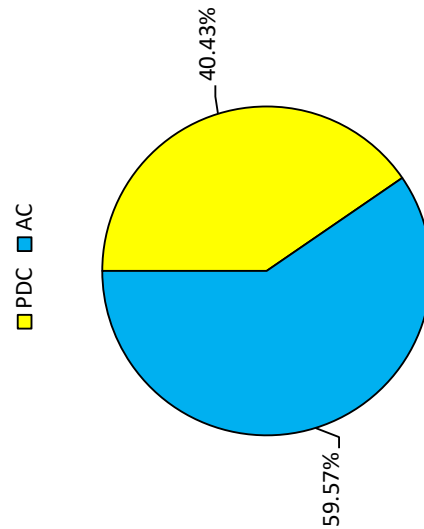
CASE TYPES	PDC		AC		TOTAL		%PDC		%AC	
	PDC	AC	PDC	AC	PDC	AC	PDC	AC	PDC	AC
FELONY	442	288	730				60.55%		39.45%	
MISD.	1,049	172	1,221				85.91%		14.09%	
MH	-	253	253				0.00%		100.00%	
JUVENILE	90	34	124				72.58%		27.42%	
PAR./PROB	47	43	90				52.22%		47.78%	
TERM/ABUSE	13	483	496				2.62%		97.38%	
Habeas	-	11	11				0.00%		100.00%	
Supreme Court	-	11	11				0.00%		100.00%	
Muni. Court	-	2	2				0.00%		100.00%	
OTHER	105	9	114				92.11%		7.89%	
TOTAL	1,746	1,306	3,052				57.21%		42.79%	

PDC		AC	
DISBURSEMENTS	PER CASE	DISBURSEMENTS	PER CASE
\$1,117,757.08		\$1,646,899.56	
AVG PDC COST	AVG AC COST		
\$640.18	\$1,261.03		

1ST CIRCUIT
CLOSED CASES/CLAIMS PAID



1st CIRCUIT
PDC/AC DISBURSEMENTS

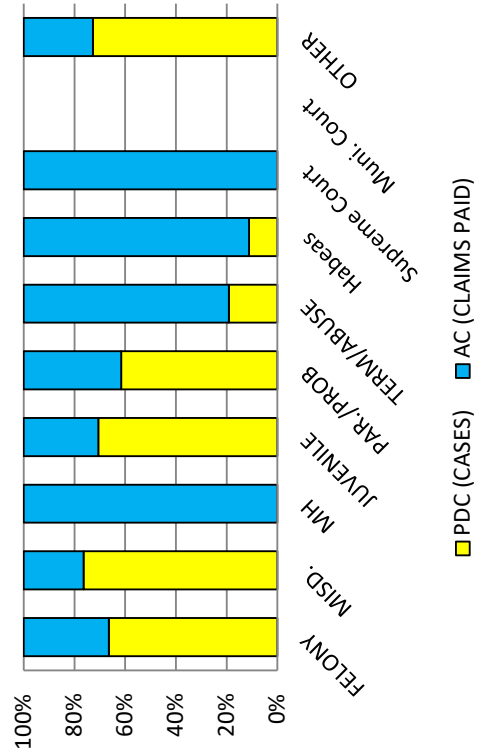


2ND CIRCUIT (MARSHALL, TYLER & WETZEL COUNTIES)
PDC CASES CLOSED COMPARED TO AC CLAIMS PAID FY 2019

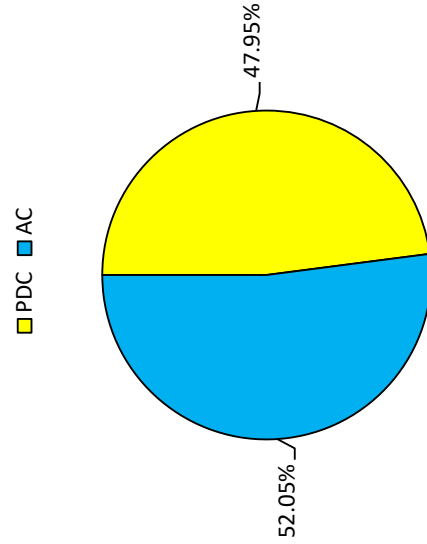
CASE TYPES	PDC	AC	TOTAL	%PDC	%AC	PDC		AC		TOTAL	%PDC	%AC
						DISBURSEMENTS	PER CASE	DISBURSEMENTS	PER CASE			
FELONY	289	146	435	66.44%	33.56%	\$464,549.79		\$504,302.21		\$968,852.00	47.95%	52.05%
MISD.	586	181	767	76.40%	23.60%							
MH	-	254	254	0.00%	100.00%							
JUVENILE	36	15	51	70.59%	29.41%							
PAR./PROB	101	63	164	61.59%	38.41%							
TERM/ABUSE	26	110	136	19.12%	80.88%							
Habeas	1	8	9	11.11%	88.89%							
Supreme Court	-	3	3	0.00%	100.00%							
Muni. Court	-	-	-									
OTHER	16	6	22	72.73%	27.27%							
TOTAL	1,055	786	1,841	57.31%	42.69%							

2ND CIRCUIT

CLOSED CASES/CLAIMS PAID



2ND CIRCUIT
PDC/AC DISBURSEMENTS



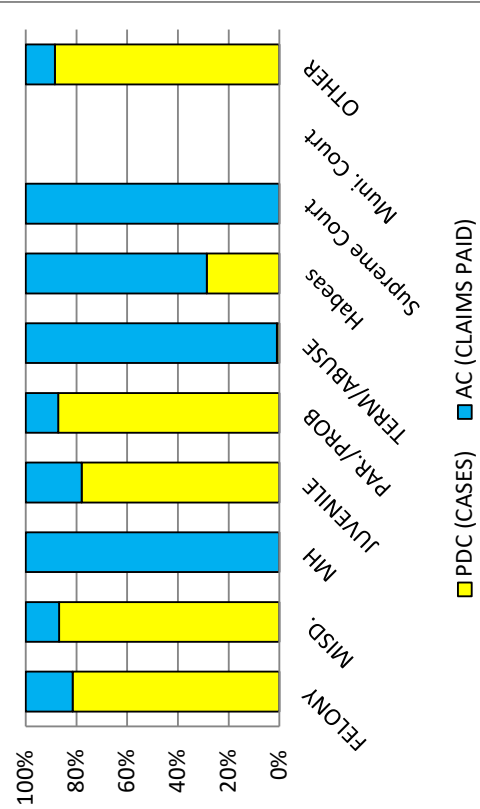
4TH CIRCUIT (WOOD & WIRT COUNTIES)

PDC CASES CLOSED COMPARED TO AC CLAIMS PAID FY 2019

CASE TYPES	PDC	AC	TOTAL	%PDC	%AC	PDC		AC		TOTAL	%PDC	%AC
						DISBURSEMENTS	PER CASE	DISBURSEMENTS	PER CASE			
FELONY	993	225	1,218	81.53%	18.47%	\$1,382,552.34		\$963,896.41		\$2,346,448.75	58.92%	41.08%
MISD.	1,454	220	1,674	86.86%	13.14%							
MH	-	269	269	0.00%	100.00%							
JUVENILE	124	35	159	77.99%	22.01%							
PAR./PROB	129	19	148	87.16%	12.84%							
TERM/ABUSE	5	520	525	0.95%	99.05%							
Habeas	4	10	14	28.57%	71.43%							
Supreme Court	-	27	27	0.00%	100.00%							
Muni. Court	-	-	-									
OTHER	100	13	113	88.50%	11.50%							
TOTAL	2,809	1,338	4,147	67.74%	32.26%							
						AVG PDC COST	\$492.19	AVG AC COST	\$720.40			

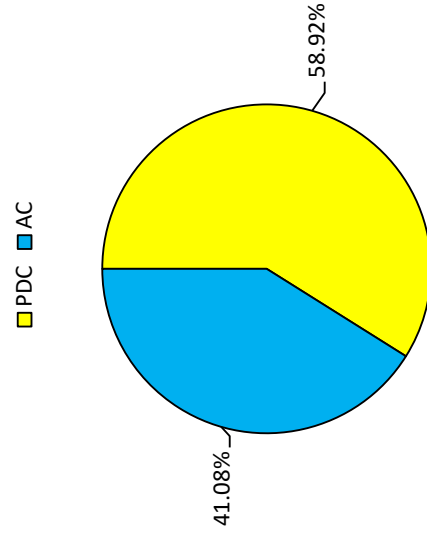
4TH CIRCUIT

CLOSED CASES/CLAIMS PAID



4TH CIRCUIT

PDC/AC DISBURSEMENTS



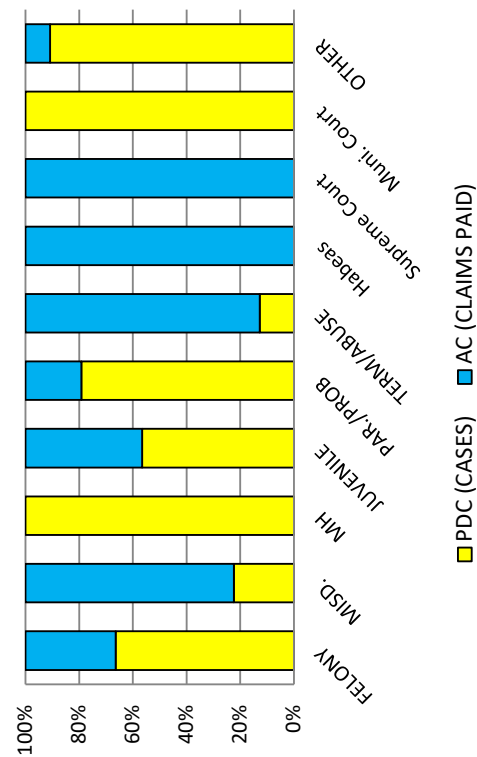
7TH CIRCUIT (LOGAN COUNTY)

PDC CASES CLOSED COMPARED TO AC CLAIMS PAID FY 2019

CASE TYPES	PDC	AC	TOTAL	%PDC	%AC	PDC		AC		TOTAL	%PDC	%AC
						DISBURSEMENTS	PER CASE	DISBURSEMENTS	PER CASE			
FELONY	372	188	560	66.43%	33.57%	\$635,623.54		\$617,295.64		\$1,252,919.18	50.73%	49.27%
MISD.	208	723	931	22.34%	77.66%							
MH	12	-	12	100.00%	0.00%							
JUVENILE	26	20	46	56.52%	43.48%							
PAR./PROB	95	25	120	79.17%	20.83%							
TERM/ABUSE	33	226	259	12.74%	87.26%							
Habeas	-	5	5	0.00%	100.00%							
Supreme Court	-	6	6	0.00%	100.00%							
Muni. Court	1	-	1	100.00%	0.00%							
OTHER	99	10	109	90.83%	9.17%							
TOTAL	846	1,203	2,049	41.29%	58.71%							

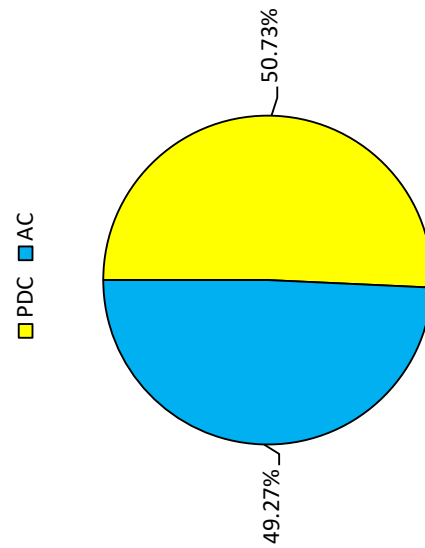
7TH CIRCUIT

CLOSED CASES/CLAIMS PAID



7TH CIRCUIT

PDC/AC DISBURSEMENTS



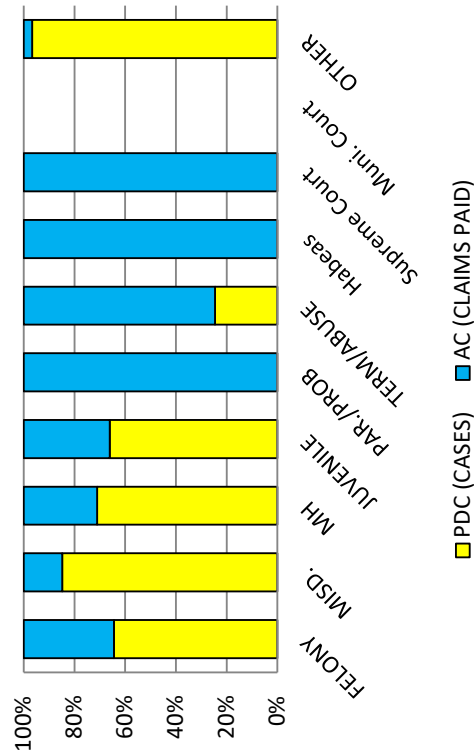
8TH CIRCUIT (MCDOWELL COUNTY)

PDC CASES CLOSED COMPARED TO AC CLAIMS PAID FY 2019

CASE TYPES	PDC	AC	TOTAL	%PDC	%AC	PDC		AC		TOTAL	%PDC	%AC
						DISBURSEMENTS	PER CASE	DISBURSEMENTS	PER CASE			
FELONY	187	103	290	64.48%	35.52%	\$420,258.53		\$450,373.49		\$870,632.02	48.27%	51.73%
MISD.	452	81	533	84.80%	15.20%							
MH	27	11	38	71.05%	28.95%							
JUVENILE	41	21	62	66.13%	33.87%							
PAR./PROB	-	2	2	0.00%	100.00%							
TERM/ABUSE	55	169	224	24.55%	75.45%							
Habeas	-	8	8	0.00%	100.00%							
Supreme Court	-	2	2	0.00%	100.00%							
Muni. Court	-	-	-									
OTHER	116	4	120	96.67%	3.33%							
TOTAL	878	401	1,279	68.65%	31.35%							

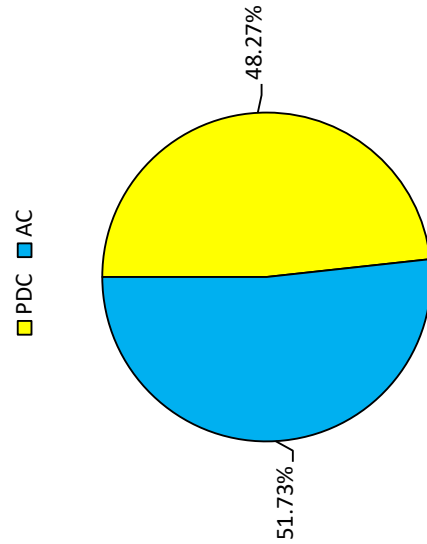
8TH CIRCUIT

CLOSED CASES/CLAIMS PAID



8TH CIRCUIT

PDC/AC DISBURSEMENTS

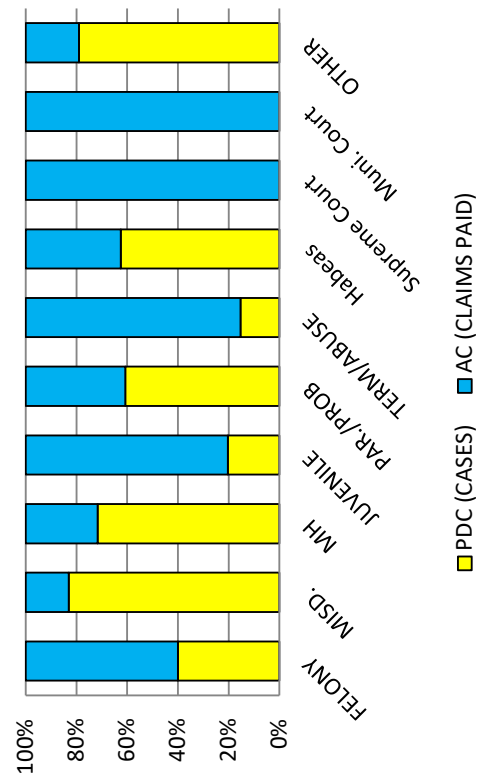


9TH CIRCUIT (MERCER COUNTY)

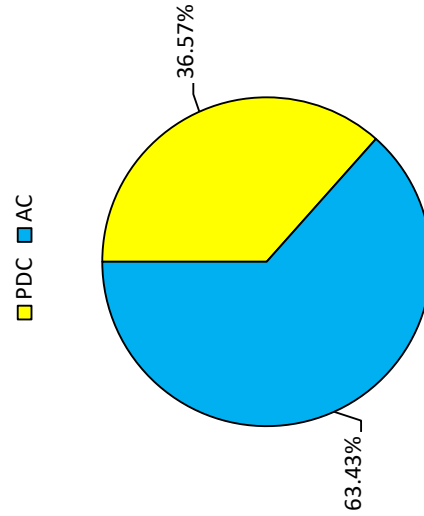
PDC CASES CLOSED COMPARED TO AC CLAIMS PAID FY 2019

CASE TYPES	PDC	AC	TOTAL	%PDC	%AC	PDC DISBURSEMENTS	AC DISBURSEMENTS	TOTAL	%PDC	%AC
FELONY	310	465	775	40.00%	60.00%	\$949,980.07	\$1,647,622.39	\$2,597,602.46	36.57%	63.43%
MISD.	902	184	1,086	83.06%	16.94%					
MH	86	34	120	71.67%	28.33%					
JUVENILE	41	161	202	20.30%	79.70%					
PAR./PROB	102	66	168	60.71%	39.29%					
TERM/ABUSE	117	644	761	15.37%	84.63%					
Habeas	5	3	8	62.50%	37.50%					
Supreme Court	-	11	11	0.00%	100.00%					
Muni. Court	-	27	27	0.00%	100.00%					
OTHER	188	50	238	78.99%	21.01%					
TOTAL	1,751	1,645	3,396	51.56%	48.44%					
						AVG PDC COST PER CASE	AVG AC COST PER CASE			
						\$542.54	\$1,001.59			

9TH CIRCUIT CLOSED CASES/CLAIMS PAID

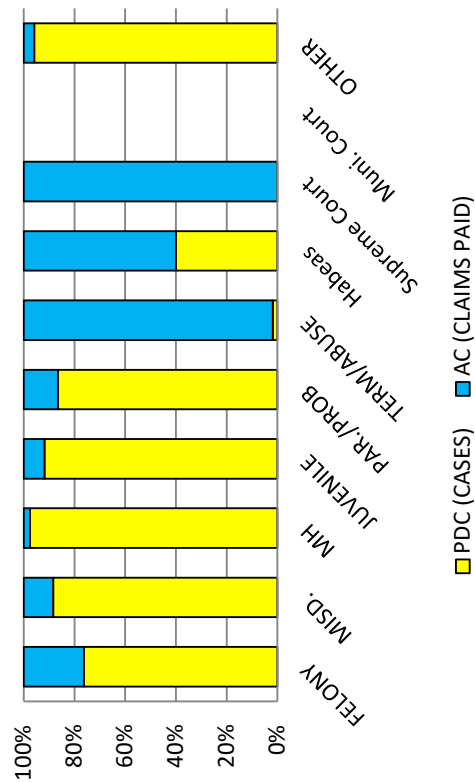


9TH CIRCUIT PDC/AC DISBURSEMENTS

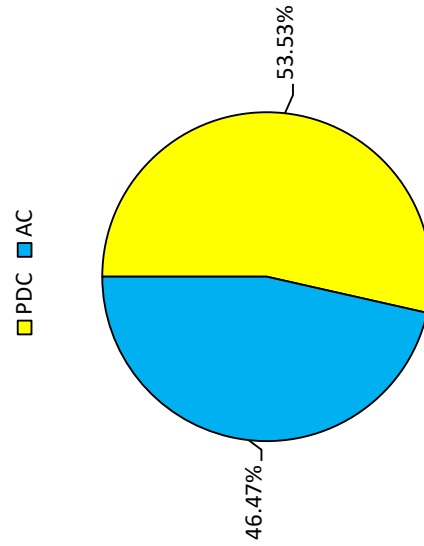


PDC CASES CLOSED COMPARED TO AC CLAIMS PAID FY 2019

10TH CIRCUIT
CLOSED CASES/CLAIMS PAID



10TH CIRCUIT
PDC/AC DISBURSEMENTS



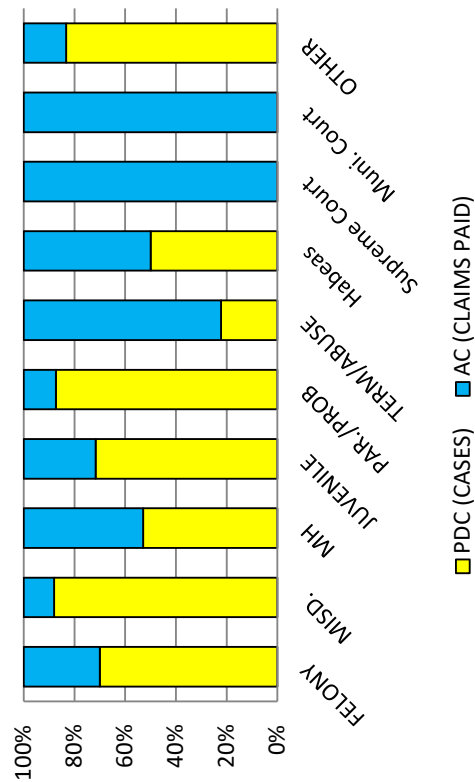
11TH CIRCUIT (GREENBRIER & POCAHONTAS COUNTIES)

PDC CASES CLOSED COMPARED TO AC CLAIMS PAID FY 2019

CASE TYPES	PDC		AC		TOTAL		%PDC		%AC		PDC		AC		TOTAL		%PDC		%AC	
	PDC	AC	PDC	AC	PDC	AC	PDC	AC	PDC	AC	DISBURSEMENTS	AC	DISBURSEMENTS	AC	DISBURSEMENTS	AC	PDC	AC	PDC	AC
FELONY	240	103	240	103	343	343	69.97%	30.03%	69.97%	30.03%	\$604,329.05	\$428,298.95	\$604,329.05	\$428,298.95	\$1,032,628.00	\$1,032,628.00	58.52%	41.48%	58.52%	41.48%
MISD.	619	84	619	84	703	703	88.05%	11.95%	88.05%	11.95%										
MH	9	8	9	8	17	17	52.94%	47.06%	52.94%	47.06%										
JUVENILE	48	19	48	19	67	67	71.64%	28.36%	71.64%	28.36%										
PAR./PROB	55	8	55	8	63	63	87.30%	12.70%	87.30%	12.70%										
TERM/ABUSE	38	133	38	133	171	171	22.22%	77.78%	22.22%	77.78%										
Habeas	1	1	1	1	2	2	50.00%	50.00%	50.00%	50.00%										
Supreme Court	-	3	-	3	3	3	0.00%	100.00%	0.00%	100.00%										
Muni. Court	-	2	-	2	2	2	0.00%	100.00%	0.00%	100.00%										
OTHER	30	6	30	6	36	36	83.33%	16.67%	83.33%	16.67%										
TOTAL	1,040	367	1,040	367	1,407	1,407	73.92%	26.08%	73.92%	26.08%										

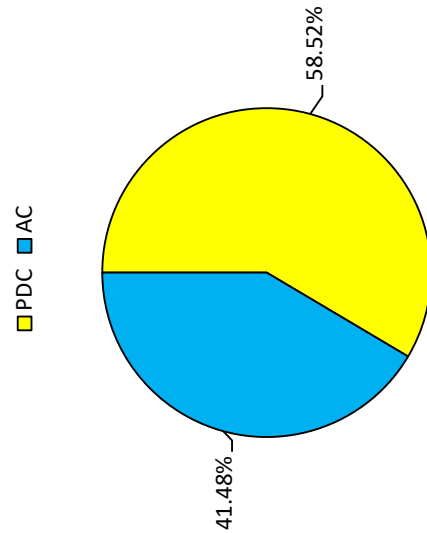
11TH CIRCUIT

CLOSED CASES/CLAIMS PAID



11TH CIRCUIT

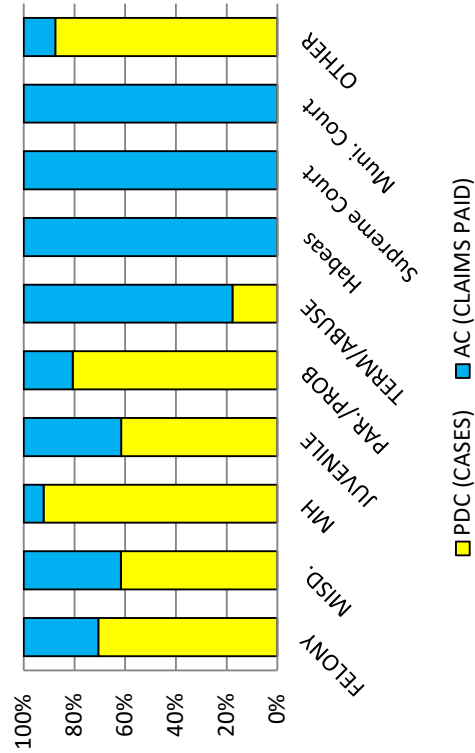
PDC/AC DISBURSEMENTS



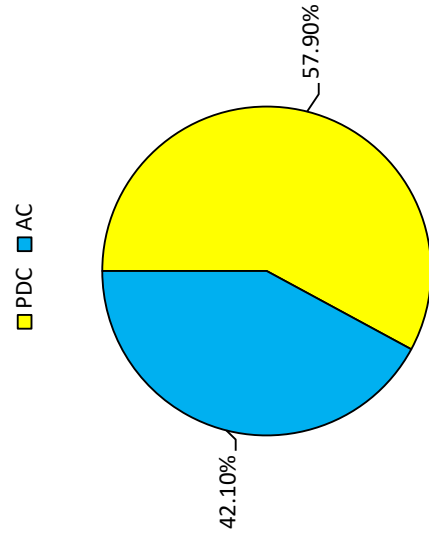
12TH CIRCUIT (FAYETTE COUNTY)
PDC CASES CLOSED COMPARED TO AC CLAIMS PAID FY 2019

CASE TYPES	PDC	AC	TOTAL	%PDC	%AC	PDC		AC		TOTAL	%PDC	%AC
						DISBURSEMENTS	PER CASE	DISBURSEMENTS	PER CASE			
FELONY	415	173	588	70.58%	29.42%	\$555,128.04		\$403,667.33		\$958,795.37	57.90%	42.10%
MISD.	403	250	653	61.72%	38.28%							
MH	47	4	51	92.16%	7.84%							
JUVENILE	24	15	39	61.54%	38.46%							
PAR./PROB	25	6	31	80.65%	19.35%							
TERM/ABUSE	36	167	203	17.73%	82.27%							
Habeas	-	5	5	0.00%	100.00%							
Supreme Court	-	10	10	0.00%	100.00%							
Muni. Court	-	10	10	0.00%	100.00%							
OTHER	21	3	24	87.50%	12.50%							
TOTAL	971	643	1,614	60.16%	39.84%							

12TH CIRCUIT
CLOSED CASES/CLAIMS PAID



12TH CIRCUIT
PDC/AC DISBURSEMENTS



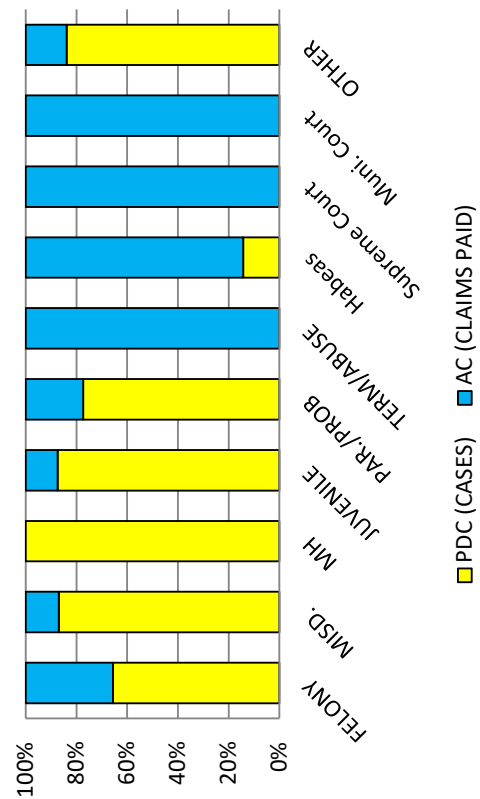
13TH CIRCUIT (KANAWHA COUNTY)

PDC CASES CLOSED COMPARED TO AC CLAIMS PAID FY 2019

CASE TYPES	PDC		AC		TOTAL		%PDC		%AC	
	PDC	AC	PDC	AC	PDC	AC	PDC	AC	PDC	AC
FELONY	1,675	880	2,555	65.56%	34.44%					
MISD.	3,891	585	4,476	86.93%	13.07%					
MH	248	-	248	100.00%	0.00%					
JUVENILE	661	95	756	87.43%	12.57%					
PAR./PROB	259	76	335	77.31%	22.69%					
TERM/ABUSE	-	1,422	1,422	0.00%	100.00%					
Habeas	5	30	35	14.29%	85.71%					
Supreme Court	-	31	31	0.00%	100.00%					
Muni. Court	-	368	368	0.00%	100.00%					
OTHER	240	46	286	83.92%	16.08%					
TOTAL	6,979	3,533	10,512	66.39%	33.61%					

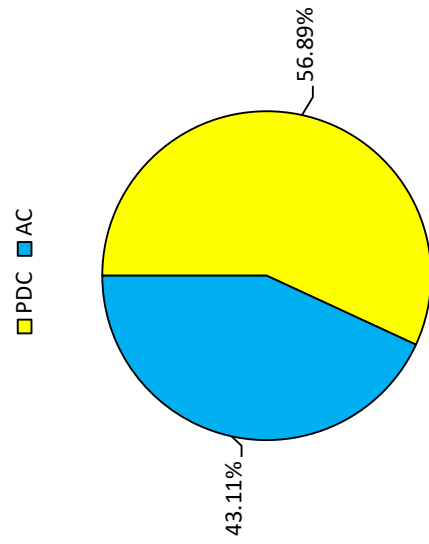
13TH CIRCUIT

CLOSED CASES/CLAIMS PAID



13TH CIRCUIT

PDC/AC DISBURSEMENTS



15TH CIRCUIT (HARRISON COUNTY)

PDC CASES CLOSED COMPARED TO AC CLAIMS PAID FY 2019

CASE TYPES	PDC		AC		TOTAL		%PDC		%AC		PDC		AC		TOTAL		%PDC		%AC	
	PDC	AC	PDC	AC	PDC	AC	PDC	AC	PDC	AC	DISBURSEMENTS	AC	DISBURSEMENTS	AC	DISBURSEMENTS	AC	PDC	AC	PDC	AC
FELONY	284	137	421	67.46%	32.54%	\$1,083,426.59	\$717,005.68	\$1,800,432.27	60.18%	39.82%										
MISD.	805	141	946	85.10%	14.90%															
MH	12	65	77	15.58%	84.42%															
JUVENILE	110	19	129	85.27%	14.73%															
PAR./PROB	77	30	107	71.96%	28.04%															
TERM/ABUSE	10	247	257	3.89%	96.11%															
Habeas	-	14	14	0.00%	100.00%															
Supreme Court	-	7	7	0.00%	100.00%															
Muni. Court	-	-	-																	
OTHER	81	9	90	90.00%	10.00%															
TOTAL	1,379	669	2,048	67.33%	32.67%															

AVG PDC COST PER CASE

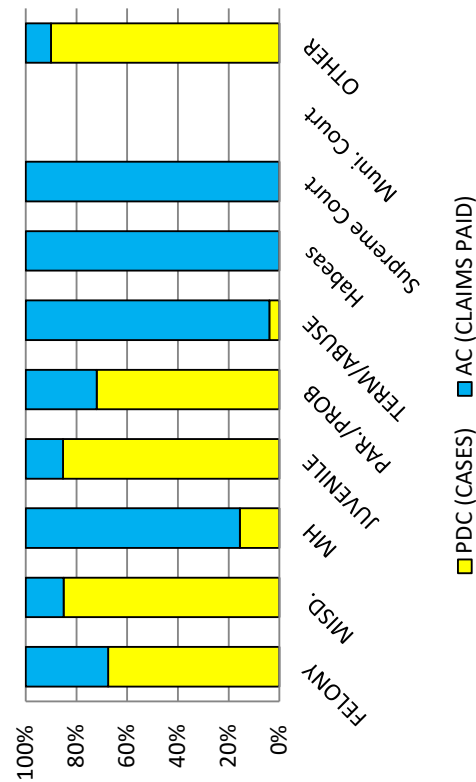
\$785.66

AVG AC COST PER CASE

\$1,071.76

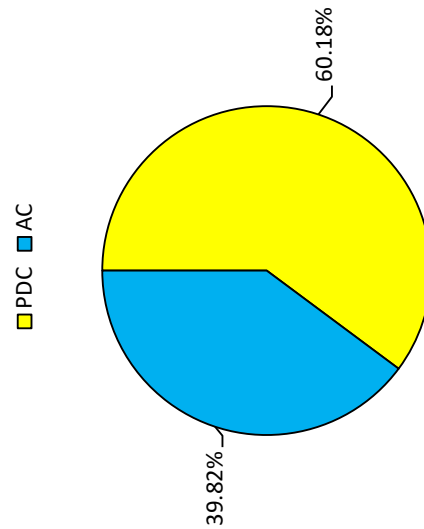
15TH CIRCUIT

CLOSED CASES/CLAIMS PAID



15TH CIRCUIT

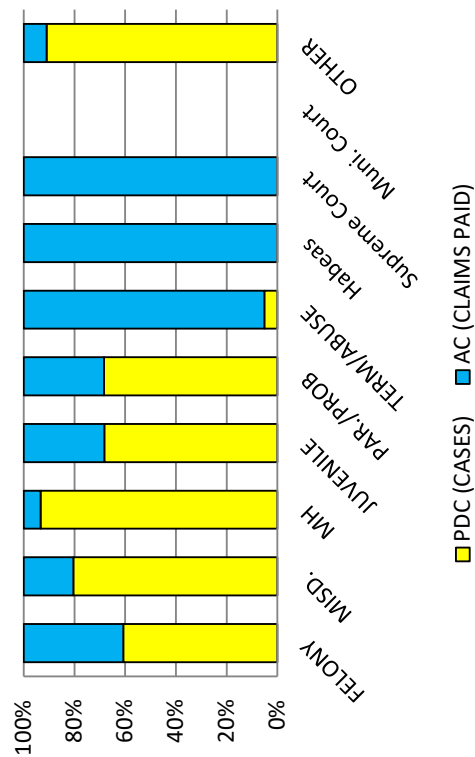
PDC/AC DISBURSEMENTS



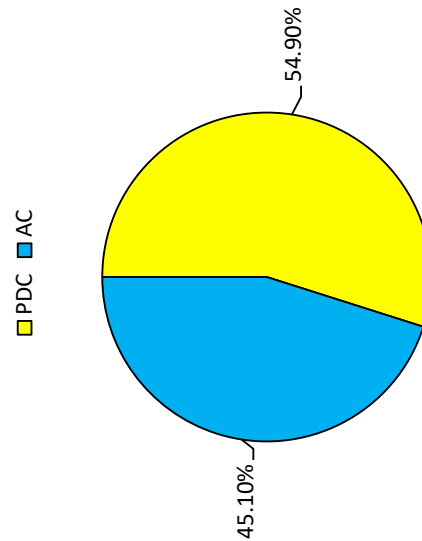
18TH CIRCUIT (PRESTON COUNTY)
PDC CASES CLOSED COMPARED TO AC CLAIMS PAID FY 2019

CASE TYPES	PDC	AC	TOTAL	%PDC	%AC	PDC		AC		TOTAL	%PDC	%AC
						DISBURSEMENTS	PER CASE	DISBURSEMENTS	PER CASE			
FELONY	169	109	278	60.79%	39.21%	\$399,132.53		\$327,924.03		\$727,056.56	54.90%	45.10%
MISD.	201	49	250	80.40%	19.60%							
MH	14	1	15	93.33%	6.67%							
JUVENILE	15	7	22	68.18%	31.82%							
PAR./PROB	56	26	82	68.29%	31.71%							
TERM/ABUSE	7	131	138	5.07%	94.93%							
Habeas	-	5	5	0.00%	100.00%							
Supreme Court	-	4	4	0.00%	100.00%							
Muni. Court	-	-	-									
OTHER	142	14	156	91.03%	8.97%							
TOTAL	604	346	950	63.58%	36.42%							

18TH CIRCUIT
CLOSED CASES/CLAIMS PAID



18TH CIRCUIT
PDC/AC DISBURSEMENTS

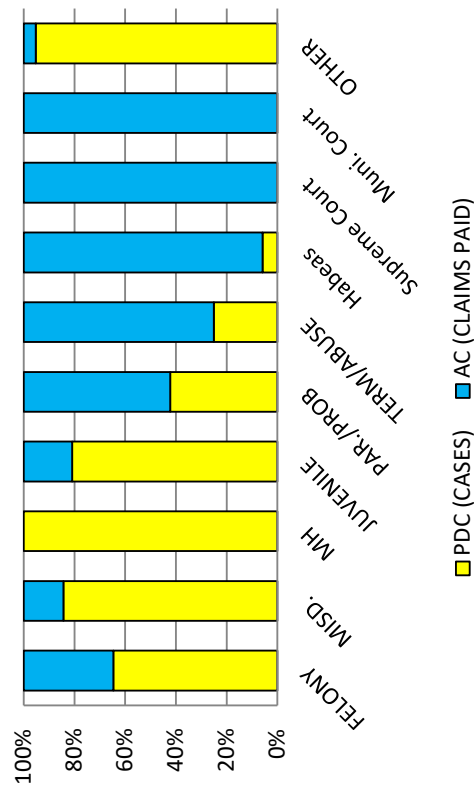


23RD CIRCUIT (BERKELEY, JEFFERSON & MORGAN COUNTIES)
PDC CASES CLOSED COMPARED TO AC CLAIMS PAID FY 2019

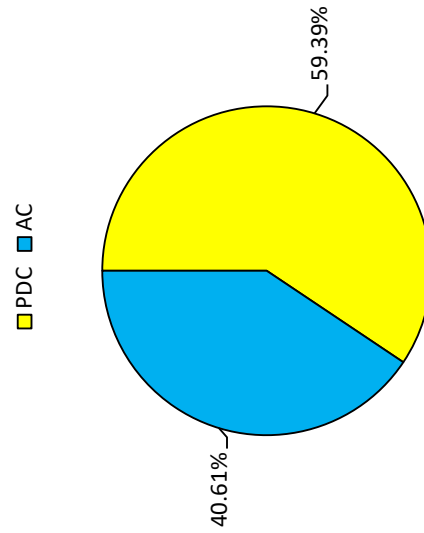
CASE TYPES	PDC	AC	TOTAL	%PDC	%AC	PDC		AC		TOTAL	%PDC	%AC
						DISBURSEMENTS	PER CASE	DISBURSEMENTS	PER CASE			
FELONY	1,161	633	1,794	64.72%	35.28%	\$2,669,846.18		\$1,825,572.79		\$4,495,418.97	59.39%	40.61%
MISD.	2,562	475	3,037	84.36%	15.64%							
MH	125	-	125	100.00%	0.00%							
JUVENILE	254	60	314	80.89%	19.11%							
PAR./PROB	74	101	175	42.29%	57.71%							
TERM/ABUSE	145	435	580	25.00%	75.00%							
Habeas	1	16	17	5.88%	94.12%							
Supreme Court	-	20	20	0.00%	100.00%							
Muni. Court	-	1	1	0.00%	100.00%							
OTHER	342	17	359	95.26%	4.74%							
TOTAL	4,664	1,758	6,422	72.63%	27.37%							

23RD CIRCUIT

CLOSED CASES/CLAIMS PAID



23RD CIRCUIT
PDC/AC DISBURSEMENTS

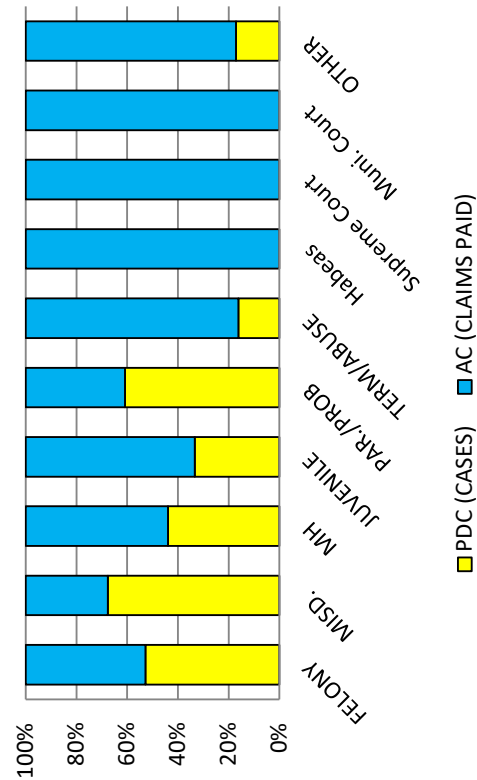


25TH CIRCUIT (BOONE & LINCOLN COUNTIES)
PDC CASES CLOSED COMPARED TO AC CLAIMS PAID FY 2019

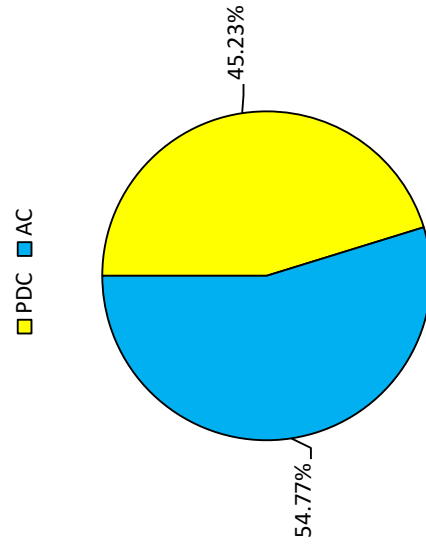
CASE TYPES	PDC		AC		TOTAL	%PDC		%AC	
	PDC	AC	PDC	AC		PDC	AC	PDC	AC
FELONY	333	297	630	52.86%	47.14%				
MISD.	621	298	919	67.57%	32.43%				
MH	61	78	139	43.88%	56.12%				
JUVENILE	101	202	303	33.33%	66.67%				
PAR./PROB	98	63	161	60.87%	39.13%				
TERM/ABUSE	70	362	432	16.20%	83.80%				
Habeas	-	5	5	0.00%	100.00%				
Supreme Court	-	4	4	0.00%	100.00%				
Muni. Court	-	1	1	0.00%	100.00%				
OTHER	12	58	70	17.14%	82.86%				
TOTAL	1,296	1,368	2,664	48.65%	51.35%				

PDC DISBURSEMENTS	\$755,362.55	AC DISBURSEMENTS	\$914,654.33	TOTAL	\$1,670,016.88	%PDC	45.23%	%AC	54.77%
AVG PDC COST PER CASE	\$582.84	AVG AC COST PER CASE	\$668.61						

25TH CIRCUIT
CLOSED CASES/CLAIMS PAID



25TH CIRCUIT
PDC/AC DISBURSEMENTS



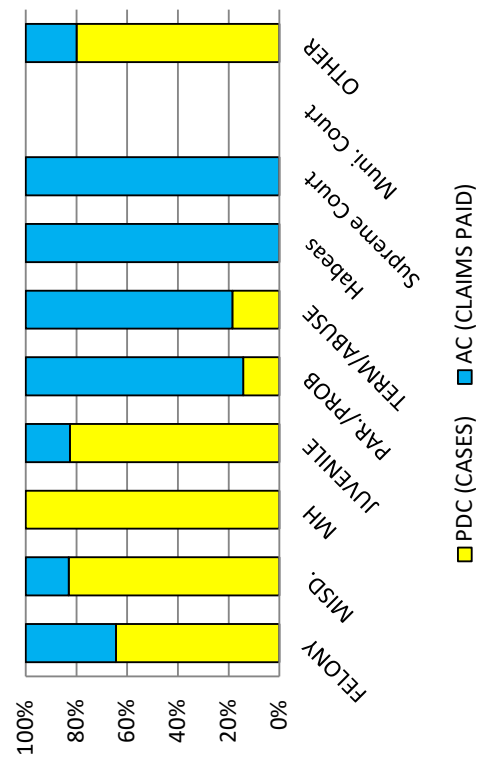
28TH CIRCUIT (NICHOLAS COUNTY)

PDC CASES CLOSED COMPARED TO AC CLAIMS PAID FY 2019

CASE TYPES	PDC	AC	TOTAL	%PDC	%AC	PDC		AC		TOTAL	%PDC	%AC
						DISBURSEMENTS	PER CASE	DISBURSEMENTS	PER CASE			
FELONY	156	86	242	64.46%	35.54%	\$319,479.02		\$570,610.07		\$890,089.09	35.89%	64.11%
MISD.	280	57	337	83.09%	16.91%							
MH	19	-	19	100.00%	0.00%							
JUVENILE	19	4	23	82.61%	17.39%							
PAR./PROB	1	6	7	14.29%	85.71%							
TERM/ABUSE	69	303	372	18.55%	81.45%							
Habeas	-	2	2	0.00%	100.00%							
Supreme Court	-	5	5	0.00%	100.00%							
Muni. Court	-	-	-	-	-							
OTHER	12	3	15	80.00%	20.00%							
TOTAL	556	466	1,022	54.40%	45.60%							

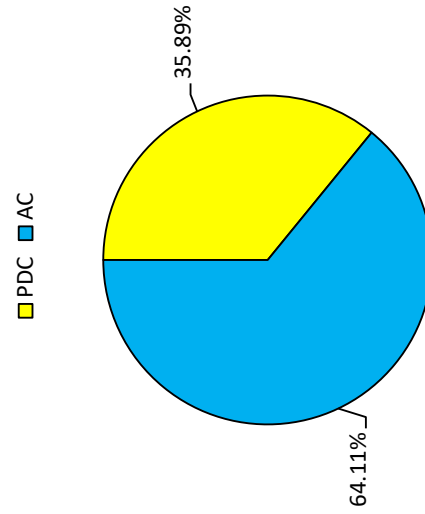
28TH CIRCUIT

CLOSED CASES/CLAIMS PAID



28TH CIRCUIT

PDC/AC DISBURSEMENTS



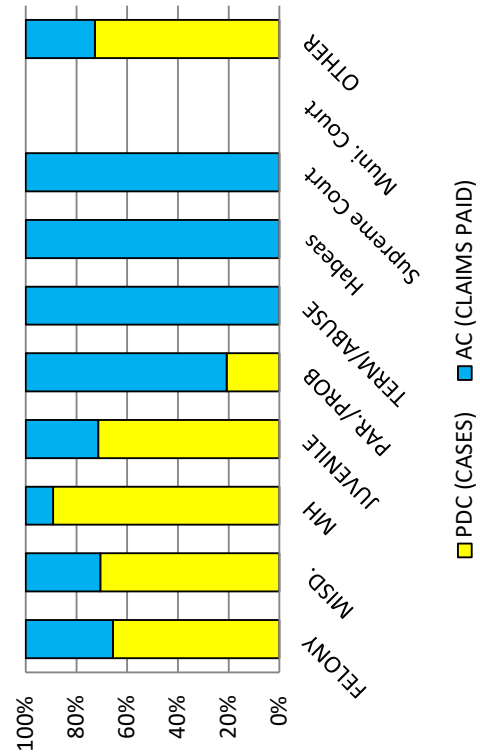
30TH CIRCUIT (MINGO COUNTY)

PDC CASES CLOSED COMPARED TO AC CLAIMS PAID FY 2019

CASE TYPES	PDC	AC	TOTAL	%PDC	%AC	PDC		AC		TOTAL	%PDC	%AC
						DISBURSEMENTS	PER CASE	DISBURSEMENTS	PER CASE			
FELONY	221	116	337	65.58%	34.42%	\$562,356.05		\$387,349.16		\$949,705.21	59.21%	40.79%
MISD.	284	118	402	70.65%	29.35%							
MH	33	4	37	89.19%	10.81%							
JUVENILE	15	6	21	71.43%	28.57%							
PAR./PROB	5	19	24	20.83%	79.17%							
TERM/ABUSE	-	205	205	0.00%	100.00%							
Habeas	-	2	2	0.00%	100.00%							
Supreme Court	-	3	3	0.00%	100.00%							
Muni. Court	-	-	-	-	-							
OTHER	8	3	11	72.73%	27.27%							
TOTAL	566	476	1,042	54.32%	45.68%							

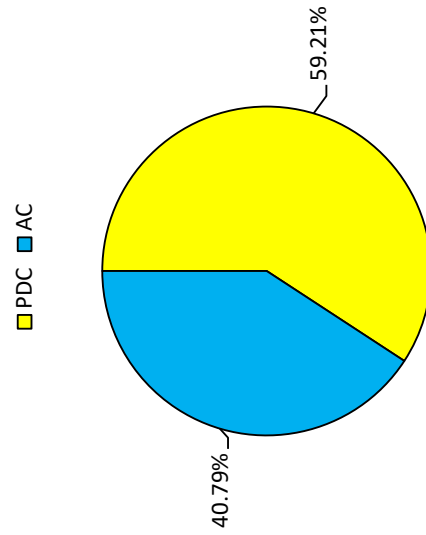
30TH CIRCUIT

CLOSED CASES/CLAIMS PAID



30TH CIRCUIT

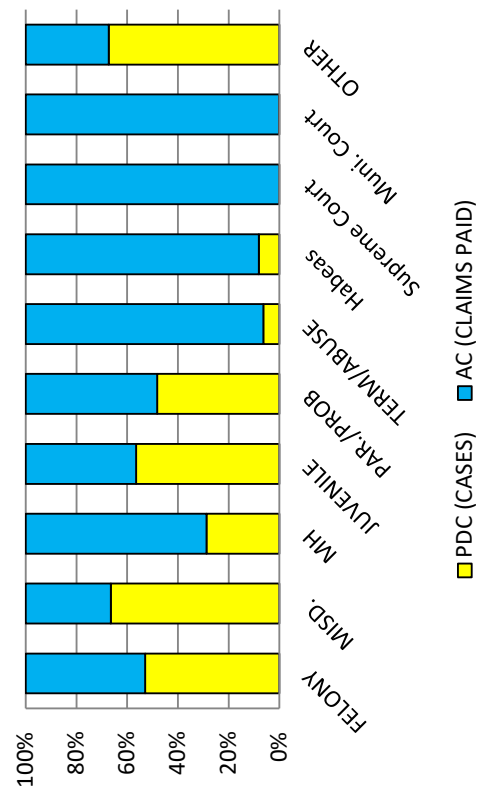
PDC/AC DISBURSEMENTS



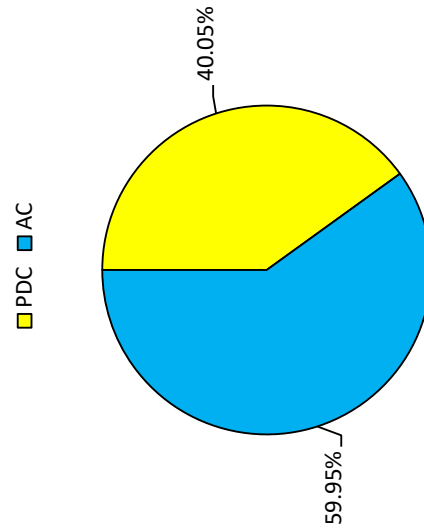
**STATISTICS FOR BOTH PDC AND APPOINTED COUNSEL STATEWIDE
PDC CASES CLOSED COMPARED TO ALL AC CLAIMS PAID FY 2019**

CASE TYPES	PDC	AC	TOTAL	%PDC	%AC	PDC		AC		TOTAL	%PDC	%AC
						DISBURSEMENTS	PER CASE	DISBURSEMENTS	PER CASE			
FELONY	9,730	8,645	18,375	52.95%	47.05%	\$18,982,603.85		\$28,416,710.98		\$47,399,314.83	40.05%	59.95%
MISD.	18,530	9,361	27,891	66.44%	33.56%							
MH	934	2,321	3,255	28.69%	71.31%							
JUVENILE	2,345	1,807	4,152	56.48%	43.52%							
PAR./PROB	1,646	1,771	3,417	48.17%	51.83%							
TERM/ABUSE	727	10,892	11,619	6.26%	93.74%							
Habeas	19	215	234	8.12%	91.88%							
Supreme Court	-	282	282	0.00%	100.00%							
Muni. Court	1	615	616	0.16%	99.84%							
OTHER	1,764	860	2,624	67.23%	32.77%							
TOTAL	35,696	36,769	72,465	49.26%	50.74%							

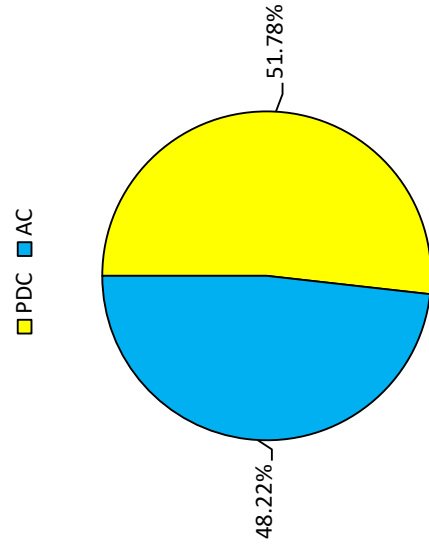
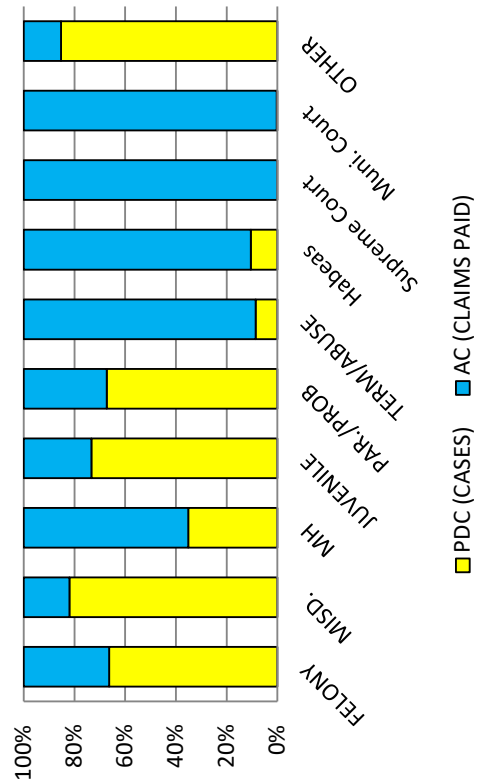
**STATEWIDE
CLOSED CASES/CLAIMS PAID**



**STATEWIDE
PDC/AC DISBURSEMENTS**



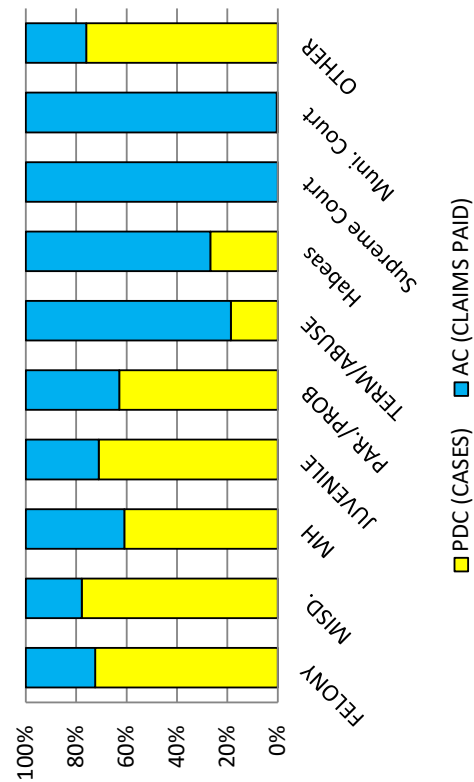
CASE TYPES	PDC	AC	TOTAL	%PDC	%AC	PDC		AC		TOTAL	%PDC	%AC
						DISBURSEMENTS	%AC	DISBURSEMENTS	%AC			
FELONY	9,730	4,941	14,671	66.32%	33.68%	\$18,982,603.85		\$17,675,907.47		\$36,658,511.32	51.78%	48.22%
MISD.	18,530	4,076	22,606	81.97%	18.03%							
MH	934	1,722	2,656	35.17%	64.83%							
JUVENILE	2,345	854	3,199	73.30%	26.70%							
PAR./PROB	1,646	801	2,447	67.27%	32.73%							
TERM./ABUSE	727	7,712	8,439	8.61%	91.39%							
Habeas	19	163	182	10.44%	89.56%							
Supreme Court	-	199	199	0.00%	100.00%							
Muni. Court	1	411	412	0.24%	99.76%							
OTHER	1,764	304	2,068	85.30%	14.70%							
TOTAL	35,696	21,183	56,879	62.76%	37.24%							



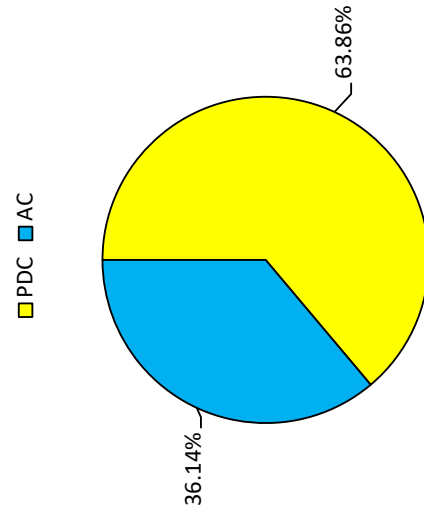
STATISTICS FOR BOTH PDC AND APPOINTED COUNSEL STATEWIDE (LESS AC CLAIMS IN PDC CIRCUITS)
PDC CASES CLOSED COMPARED TO AC CLAIMS PAID FY 2019
(Includes Mason County)

CASE TYPES	PDC	AC	TOTAL	%PDC	%AC	PDC		AC		TOTAL	%PDC	%AC
						DISBURSEMENTS	\$	DISBURSEMENTS	\$			
FELONY	9,730	3,704	13,434	72.43%	27.57%							
MISD.	18,530	5,285	23,815	77.81%	22.19%							
MH	934	599	1,533	60.93%	39.07%							
JUVENILE	2,345	953	3,298	71.10%	28.90%							
PAR./PROB	1,646	970	2,616	62.92%	37.08%							
TERM/ABUSE	727	3,180	3,907	18.61%	81.39%							
Habeas	19	52	71	26.76%	73.24%							
Supreme Court	-	83	83	0.00%	100.00%							
Muni. Court	1	204	205	0.49%	99.51%							
OTHER	1,764	556	2,320	76.03%	23.97%							
TOTAL	35,696	15,586	51,282	69.61%	30.39%	AVG PDC COST PER CASE	\$531.79	AVG AC COST PER CASE	\$689.13	\$29,723,407.36	63.86%	36.14%

CLOSED CASES/CLAIMS PAID STATEWIDE (LESS AC IN PDC CIRCUITS)



PDC/AC DISBURSEMENTS STATEWIDE (LESS AC IN PDC CIRCUITS)



Appendix D

Appointed Counsel Payee Totals



The Criminal Justice Listening Project provides a space for individuals directly impacted by the criminal legal system to share their personal stories. Here, core staff learn what it's like to be incarcerated and about the monumental hurdles that exist once you get out.

Fees & Expenses Paid by Payee Total Claims in Descending Order

- Attorney Fees
- Direct Expenses
- Rojas

Fees & Expenses Paid by Payee Total Claims in Alphabetical Order

- Attorney Fees
- Direct Expenses
- Rojas

Travel Claims

Top 100 Highly Compensated Panel Attorneys with In/Out of Court Hours – Five Year Comparison (Fiscal Years 2015 – 2019)

**PUBLIC DEFENDER SERVICES
APPOINTED COUNSEL FEES AND EXPENSES PAID
TOTALS**

Category	TOTAL \$	# OF CLAIMS
Fees	27,755,787.15	42,618
Direct Expenses	619,271.58	523
Rojas	41,652.25	15
Fiscal Year 2019 Total	28,416,710.98	43,156

**PUBLIC DEFENDER SERVICES
APPOINTED COUNSEL FEES AND EXPENSES PAID**

FEES		(DESCENDING ORDER BY TOTAL \$)		
*	PAYEE	TOTAL \$	# OF CLAIMS	OFFICE LOCATION
*	CHILDLAW SERVICES INC	281,153.94	120	PRINCETON, WV
	ROSINSKY LAW OFFICE	271,767.76	175	HUNTINGTON, WV
*	VICTOR & VICTOR LLP	252,783.36	315	CHARLESTON, WV
	BISCHOFF LAW FIRM PLLC	231,485.06	211	SHEPHERDSTOWN, WV
*	RUTH LAW OFFICES PLLC	225,246.78	268	WINFIELD, WV
	PANEPINTO MARK D	217,566.65	81	WHEELING, WV
	MCNEER HIGHLAND MCMUNN & VARNER LC	215,980.05	215	CLARKSBURG, WV
*	HAGER & LAWSON PLLC	207,639.36	391	PRINCETON, WV
	HUGHART LAW OFFICE	202,331.30	198	SISSONVILLE, WV
	ROSE PADDEN PETTY TAYLOR & LILLY LC	196,042.17	296	FAIRMONT, WV
*	FOLICKMAN & TURKETT PLLC LAW OFFICE OF	189,146.95	659	FAIRMONT, WV
*	MOUNTAINEER LEGAL SERVICES PLLC	186,647.51	487	GRAFTON, WV
*	NESSEL LAW FIRM	183,691.73	207	HUNTINGTON, WV
*	BULLMAN & BULLMAN	182,511.38	257	CHARLESTON, WV
*	KELLEY DAVID B LAW OFFICE OF	181,156.02	156	BLUEFIELD, VA
*	TYSON DAVID R	176,853.83	330	HUNTINGTON, WV
*	BAILEY BRIAN W	171,825.68	298	BUCKHANNON, WV
*	SAL SELLARO CULPEPPER LEGAL GROUP PLLC	162,077.28	596	WESTOVER, WV
	WHITE & CLYBURN LAW OFFICES	159,178.04	227	MOUNDSVILLE, WV
*	LOCKWOOD JAMELLA L	157,344.53	311	BUCKHANNON, WV
*	WHITEMAN BURDETTE PLLC	156,186.48	216	FAIRMONT, WV
	GARRETT & GARRETT	154,169.97	194	MOOREFIELD, WV
*	CHILDERS SHARON K	151,016.86	135	CHARLESTON, WV
*	SNEAD M E PLLC LAW FIRM OF	150,246.30	423	WEBSTER SPRINGS, WV
*	WHITT MICHAEL R	148,092.90	94	LEWISBURG, WV
	MOSES JOSEPH J	146,994.63	60	WHEELING, WV
*	DAVIS GREGG PHILLIP	145,226.22	194	ARTHURDALE, WV
*	EDMOND & BAUM PLLC	142,211.10	171	WHEELING, WV
*	DINARDI PETER D	140,929.42	83	MORGANTOWN, WV
	STEDMAN & RIDDELL	140,902.67	310	MARTINSBURG, WV
*	MAGANN LAW OFFICE PLLC	139,034.42	245	BLUEFIELD, WV
	GREEN LISA A LAW OFFICE OF	138,780.56	67	SHEPHERDSTOWN, WV
*	TINGLER GREGORY R	138,591.38	115	ELKINS, WV
*	DAVIS JEFFERY A	138,188.03	158	CLAY, WV
	FLINCHUM R KEITH	137,699.93	201	PRINCETON, WV
	BRAMBLE MARK A	137,666.81	190	CHARLESTON, WV
	LYONS PHILLIPS LEGAL GROUP PLLC	137,486.95	124	MORGANTOWN, WV
*	RICHARDSON DAVID B LAW OFFICE	135,390.97	210	WINFIELD, WV
*	CHATTIN ANDREW B	130,785.03	180	CHARLESTON, WV
*	WELLS H DILLON	130,134.49	93	PARKERSBURG, WV
*	CAMPBELL & SMITH PLLC	129,842.87	242	CHARLESTON, WV
*	MOFFATT CHRISTOPHER G	129,831.98	149	CHARLESTON, WV
*	SOUTHERN WV LAW CLINIC	128,134.36	106	BECKLEY, WV
*	MCCLUNG LAW OFFICES	128,091.10	273	CHARLESTON, WV
*	HATFIELD KAREN S PLLC LAW OFFICE OF	126,328.78	188	GILBERT, WV
*	ISNER LAW OFFICE LC INC	125,903.64	307	ELKINS, WV
	LONG ROBBY N LC LAW OFFICE OF	124,750.81	262	HURRICANE, WV
	WHITEMAN FRANCES C	124,683.51	155	FAIRMONT, WV
*	BRISCOE L SCOTT	123,703.40	301	DANVILLE, WV
*	HIVELY HERBERT L	123,515.86	346	CHARLESTON, WV
*	POWELL ERIC K	118,680.43	178	PARKERSBURG, WV
	ARNOLD & BAILEY PLLC	114,628.43	107	CHARLES TOWN, WV

**PUBLIC DEFENDER SERVICES
APPOINTED COUNSEL FEES AND EXPENSES PAID**

FEES		(DESCENDING ORDER BY TOTAL \$)		
*	PAYEE	TOTAL \$	# OF CLAIMS	OFFICE LOCATION
*	MEADOWS TODD R	113,912.10	97	ONA, WV
*	HINERMAN HOLLY W	113,837.09	192	MORGANTOWN, WV
*	MONK TERESA C LAW FIRM OF	113,829.07	69	WALTON, WV
	JURCO JOHN M	113,258.04	71	ST CLAIRSVILLE, OH
*	OSHOWAY F JOHN	112,461.91	141	GRANTSVILLE, WV
*	MOLAW PLLC	112,132.12	148	WEIRTON, WV
*	CROCKETT LAW	110,411.83	76	FALLING WATERS, WV
	SHAFFER LAW	109,765.42	196	CHARLESTON, WV
	ESCUE LAW OFFICE	108,513.55	239	HURRICANE, WV
*	KOSTENKO & OSGOOD LC	108,497.61	213	DANIELS, WV
*	RUMORA & RUMORA LC	107,669.35	246	WILLIAMSON, WV
	KUHL LAW OFFICE PLLC	107,169.73	145	SCOTT DEPOT, WV
*	WIEDEL DIANA CARTER	105,696.72	85	WILLIAMSON, WV
*	J A M LAW PLLC	105,607.97	250	HARRISVILLE, WV
	COURTRIGHT LAW OFFICES PLLC	105,344.56	117	HURRICANE, WV
*	ANDERSON ERIC B PLLC	105,277.98	195	HUNTINGTON, WV
*	MOSKO JOSEPH	105,244.74	140	FAYETTEVILLE, WV
*	STARCHER KENNY R	104,957.83	113	CHARLESTON, WV
*	PRENTICE TIMOTHY H	104,450.63	222	ELKINS, WV
*	PRITT & SPANO PLLC	103,983.60	211	CHARLESTON, WV
*	COLVIN NICHOLAS FORREST ESQ PLLC LAW OFFICE OF	103,471.96	66	MARTINSBURG, WV
*	JOHNSON REBECCA S LAW OFFICE OF	101,662.84	122	CHARLESTON, WV
	KLIE LAW OFFICES PLLC	100,454.38	137	BUCKHANNON, WV
*	NAVY L VICTOR	100,319.41	134	BARBOURSVILLE, WV
	BELLOMY TURNER & BARTRAM LC	99,906.68	291	HUNTINGTON, WV
	MCGRAW LAW OFFICES	98,281.99	114	PROSPERITY, WV
	TORRES GEORGE M	98,051.65	135	PARKERSBURG, WV
*	GUNN ERICA BRANNON ATT AT LAW PLLC	97,938.10	602	SPENCER, WV
	LORD JASON S	97,855.44	158	CHARLESTON, WV
*	ADAMS LAW FIRM PLLC	97,336.28	52	MARTINSBURG, WV
*	MORGAN DENNIE S	97,308.59	115	MOUNT HOPE, WV
*	NEISWONGER & WHITE	97,108.25	295	MOUNDSVILLE, WV
*	SHERMAN LAWRENCE E JR LC	96,293.83	93	ROMNEY, WV
	SHAY JAMES EDWARD JR	96,168.37	120	BRUCETON MILLS, WV
	HAMILTON CHARLES R	95,932.96	205	CHARLESTON, WV
	NESTOR WILLIAM T PLLC	94,370.03	175	ELKINS, WV
*	WRIGHT STEVEN MCKAY	94,094.77	125	HUNTINGTON, WV
*	STURM HEIDI M GEORGI	94,076.19	86	FAIRMONT, WV
*	SHOUGH SCOTT A	93,886.26	211	FAIRMONT, WV
*	WILSON LAW OFFICE	93,614.93	203	KEYSER, WV
	BAKER & HONAKER PLLC	93,402.41	153	RIPLEY, WV
	MOORE DAVID K	92,804.73	113	RIPLEY, WV
*	FREEMAN LAW OFFICES	92,620.33	150	CHARLESTON, WV
*	TAYLOR ALLISON R	92,262.14	114	FAYETTEVILLE, WV
*	SINKKANEN DREAMA D LAW OFFICES OF	91,105.69	118	CLARKSBURG, WV
	DYER LAW OFFICES	90,181.40	31	CLARKSBURG, WV
	BAYLISS SHAWN D	89,635.23	112	HURRICANE, WV
*	HOLSTEIN LAW OFFICE	89,202.09	140	HURRICANE, WV
*	NOLAN LAW FIRM	89,004.32	215	LAVALETTE, WV
	ANTOLINI KRISTEN D	88,131.35	154	MORGANTOWN, WV
*	LUPARDUS LAW OFFICE	87,381.43	170	PINEVILLE, WV
	SKLAVOUNAKIS LAW OFFICE	86,468.00	121	WHEELING, WV

**PUBLIC DEFENDER SERVICES
APPOINTED COUNSEL FEES AND EXPENSES PAID**

FEES		(DESCENDING ORDER BY TOTAL \$)		
*	PAYEE	TOTAL \$	# OF CLAIMS	OFFICE LOCATION
	EASTON BRENT ATTORNEY AT LAW PLLC	85,647.23	177	DAVIS, WV
*	BALDWIN LAW OFFICE PLLC	85,381.77	113	BLUEFIELD, WV
*	EVANS THOMAS HANNA PLLC	85,183.62	111	OCEANA, WV
*	ANDERSON JOHN CLARK	84,919.30	75	LEWISBURG, WV
*	MASCIO DAVID A LAW OFFICE OF	84,843.04	76	WEIRTON, WV
	WILLIAMS JOHN E JR	84,596.93	152	PRINCETON, WV
	HANDLEY & HUNT PLLC	83,991.32	149	POINT PLEASANT, WV
	MICHAEL GREGORY G	82,904.71	215	FAIRMONT, WV
*	HARMAN MARLA ZELENE	82,502.33	32	FRANKLIN, WV
*	DALBY NANCY A ATTY AT LAW PLLC	82,404.05	32	SHEPHERDSTOWN, WV
	HINKLE BRYAN S	81,360.18	155	BUCKHANNON, WV
*	WILCOX TIMBERA C	81,256.24	251	CHARLESTON, WV
*	BAILEY DENNIS R	80,522.33	128	CHARLESTON, WV
	NELSON LEGAL SERVICES LC	80,282.76	136	PETERSBURG, WV
	SKEEN HARRY KEITH	80,218.71	179	PHILIPPI, WV
	TREADWAY JOHN H JR	79,753.92	117	MOOREFIELD, WV
*	SHAW & SHAW LC	79,697.76	205	POINT PLEASANT, WV
*	MILLER JOSHUA J ATTORNEY AT LAW PLLC	79,663.05	130	BECKLEY, WV
	CALLAGHAN & CALLAGHAN PLLC	79,655.08	41	WILLIAMSON, WV
*	FITTRO JONATHAN	79,254.66	59	CLARKSBURG, WV
*	GAIN LAW OFFICES	79,121.79	116	BRIDGEPORT, WV
*	YOUNG WILLIAM PRENTICE	79,050.70	21	MARTINSBURG, WV
	YOHO AARON PAUL	78,214.93	194	KINGWOOD, WV
*	WILDMAN ERIC KEITH	78,118.48	101	FAIRMONT, WV
*	KIRKPATRICK LAW OFFICE PLLC	77,654.67	91	BECKLEY, WV
	GENTILOZZI & ASSOCIATES	77,165.46	161	CLARKSBURG, WV
	THARP LIOTTA & YOKUM LLP	76,510.31	89	FAIRMONT, WV
*	KAVITZ LAW PLLC	76,258.48	210	CHARLESTON, WV
	SAAD DIXON LAW OFFICE PLLC	76,190.62	68	HUNTINGTON, WV
	HYLTON LAW OFFICE PLLC	75,647.64	37	BEAVER, WV
	MANYPENNY RAINES LAW OFFICE PLLC	75,413.67	47	CHESTER, WV
	ORNDORFF JOSHUA W PLLC	75,213.81	154	MOOREFIELD, WV
	PULLIN FOWLER FLANAGAN BROWN & POE PLLC	75,120.64	175	CHARLESTON, WV
	BLANKENSHIP LAW	74,933.64	62	BARBOURSVILLE, WV
	GREGORY BETTY SUE CLARK	74,419.35	113	GRANTSVILLE, WV
	KETTERING DELLIGATTI LAW OFFICES PLLC	74,416.28	170	FAIRMONT, WV
	GIANOLA BARNUM BECHTEL & JECKLIN LC	74,097.19	68	MORGANTOWN, WV
	DOUGLASS ERNEST M	74,078.49	135	PARKERSBURG, WV
*	JANUTOLO LAW PLLC	73,657.95	131	PRINCETON, WV
*	MUNOZ A JOSEPH LAW FIRM OF	73,624.00	58	PARKERSBURG, WV
	WILSON CHRISTOPHER M PLLC LAW OFFICE OF	73,411.88	91	FAIRMONT, WV
*	TAYLOR & HINKLE ATTORNEY AT LAW INC	73,381.20	65	BECKLEY, WV
*	GARVIN LAW PLLC	72,730.42	66	NUTTER FORT, WV
*	KURELAC LAW OFFICE PLLC	72,722.47	72	MOUNDSVILLE, WV
	RESETER ANDREW TYLER	72,648.13	127	MORGANTOWN, WV
*	RICE WILLIAM T	72,557.38	56	MARTINSBURG, WV
*	DEMOSS DAVID B	72,027.55	139	FAIRMONT, WV
*	BLAIR JERRY	71,801.98	90	CLARKSBURG, WV
*	WALL RANDALL D	71,692.40	425	HUNTINGTON, WV
*	RODGERS JEFFREY S	71,587.86	98	LEWISBURG, WV
*	HARVEY & JANUTOLO	70,875.35	58	BLUEFIELD, WV
*	FAERBER KRISTOPHER	70,841.81	76	LEWISBURG, WV

**PUBLIC DEFENDER SERVICES
APPOINTED COUNSEL FEES AND EXPENSES PAID**

FEES		(DESCENDING ORDER BY TOTAL \$)		
*	PAYEE	TOTAL \$	# OF CLAIMS	OFFICE LOCATION
*	JACOVETTY GERALD G JR LC	70,709.87	217	WHEELING, WV
*	PETTIJOHN LAW GROUP LC	70,543.56	118	LEWISBURG, WV
*	ASBURY LAW OFFICE PLLC	70,419.65	37	CLAY, WV
*	SAFCSAK MICHAEL PLLC LAW OFFICE OF	70,370.00	110	FAIRMONT, WV
	KURELAC LAW OFFICE	69,509.03	51	WHEELING, WV
*	AHLBORN COURTNEY L PLLC LAW OFFICE OF	68,655.98	259	PARKERSBURG, WV
*	BLACKWATER LAW PLLC	68,637.13	44	KINGWOOD, WV
	FRAME JARED S ATTORNEY AT LAW PLLC	68,338.09	89	SUTTON, WV
*	NANNERS LAW OFFICE PLLC	68,301.03	107	BUCKHANNON, WV
*	BROCK MATTHEW C	68,244.27	99	WEIRTON, WV
	CAREY JAMES T	67,793.87	160	WEIRTON, WV
	MATHERLY JEFFREY K	67,546.58	52	MARTINSBURG, WV
	LACARIA PHILIP A	65,727.00	67	WELCH, WV
	JOHNSTON HOLROYD & ASSOCIATES	65,591.56	63	PRINCETON, WV
*	LEFLER & BOGGS PLLC	65,411.63	71	BECKLEY, WV
	HAWKINS JAMES E JR	65,202.23	132	BUCKHANNON, WV
*	THOMPSON JOHN M	64,860.24	295	OAK HILL, WV
	WHITE MAX H PLLC	64,617.73	182	KEYSER, WV
*	DAVIS KEVIN P	64,442.09	182	CHARLESTON, WV
*	FRANCIS ERIC M	63,904.31	55	LEWISBURG, WV
*	SANDERS & AUSTIN	63,897.13	76	HUNTINGTON, WV
*	NANNERS & WILLETT LC LAW OFFICES OF	63,560.55	72	BUCKHANNON, WV
*	CLINE TENISHA DAWN	63,379.44	157	BAIDEN, WV
*	MICK REBECCA E	63,030.41	92	CHARLESTON, WV
*	HOLROYD FRED F	62,037.45	129	CHARLESTON, WV
	VAN ZANT SUSAN J LC	62,007.78	116	WILLIAMSON, WV
	SANTA BARBARA M LAW OFFICE	61,698.45	158	MARTINSBURG, WV
	BOWEN LAW OFFICE PLLC	61,573.42	163	WEST HAMLIN, WV
	REGULA RAE LYNN ENTERPRISES LLC	60,987.77	78	BROWNFIELD, PA
	HUFFMAN WILLIAM O	60,327.78	62	PRINCETON, WV
	BLAIR LAW FIRM PLLC	60,001.34	69	HURRICANE, WV
	HUSON ALLISON K	59,825.50	81	HUNTINGTON, WV
	HOBBS MARK E	58,247.26	55	CHAPMANVILLE, WV
	MYERS JESSICA E	57,963.41	87	PARKERSBURG, WV
	REED JEFFREY B ATTORNEY PLLC	57,267.37	49	PARKERSBURG, WV
*	PARKULO JOHN F	56,798.00	67	DANIELS, WV
*	BRAGG STEVEN M PLLC LAW OFFICE OF	56,307.50	138	BARBOURSVILLE, WV
	BARNEY LAW PLLC	55,144.86	109	HURRICANE, WV
	SELLEN LAW OFFICES LC	54,993.64	53	BECKLEY, WV
	HUNT LEGAL GROUP PLLC	54,917.87	91	MORGANTOWN, WV
	STEED DEBRA L PLLC	54,900.00	52	PARKERSBURG, WV
	THE FORD LAW FIRM PLLC	54,399.94	77	LEWISBURG, WV
*	SIMMONS HUNTER D	53,982.50	146	BUCKHANNON, WV
	CAMPBELL WOODS PLLC	53,752.42	82	HUNTINGTON, WV
	GREGORY J LAW FIRM LC	53,732.28	55	OAKLAND, MD
	LAMBERT LAW OFFICES PLLC	53,712.61	61	HURRICANE, WV
	DAWSON & MEADOWS LTD	53,708.16	81	HUNTINGTON, WV
	PRALL THOMAS J	53,596.84	120	WESTON, WV
	TAYLOR PAUL G	53,060.16	62	MARTINSBURG, WV
	PARTAIN LAW OFFICE	52,372.61	67	LOGAN, WV
	HOUCK G TODD ATTORNEY AT LAW LC	51,931.01	111	MULLENS, WV
*	BELL SIDNEY H	51,909.99	61	BEAVER, WV

* - Uses Third Party Financing

**PUBLIC DEFENDER SERVICES
APPOINTED COUNSEL FEES AND EXPENSES PAID**

FEES		(DESCENDING ORDER BY TOTAL \$)		
*	PAYEE	TOTAL \$	# OF CLAIMS	OFFICE LOCATION
	PAYNE DEBBIE FLOWERS LAW OFFICE OF	51,778.00	30	CHARLES TOWN, WV
*	CWV LEGAL SERVICES	51,611.55	46	BUCKHANNON, WV
	KEATON FRAZER & MILLESON PLLC	51,609.76	147	ROMNEY, WV
*	GLOVER MARK A	51,524.95	130	CHARLESTON, WV
*	PLANTS LAW FIRM PLLC	51,365.07	84	SOUTH CHARLESTON, WV
	BARNETT KENNETH J LC	51,352.17	37	SUMMERSVILLE, WV
	COREY DANIEL S	51,020.00	56	POCA, WV
	ROLLO EDMUND J	50,781.00	131	MORGANTOWN, WV
	CLAY LAW FIRM PLLC	50,567.46	38	FAYETTEVILLE, WV
*	HUMBERSON DON A	50,219.88	24	WEIRTON, WV
	KARICKHOFF DAVID	49,641.02	116	SUTTON, WV
*	WORKMAN ELLIOTT E PLLC	49,282.29	120	MADISON, WV
*	DOTSENKO LAW OFFICES PLLC	49,202.65	62	CHARLESTON, WV
	WOLFE B SCOTT PLLC LAW OFFICE OF	48,991.90	57	HARRISVILLE, WV
	DUNLAP ROBERT ESQ PLLC	48,769.65	52	BECKLEY, WV
	HUNTER LAW OFFICE	48,698.46	57	SCOTT DEPOT, WV
	NOGAY CATHRYN A	48,619.47	26	WEIRTON, WV
*	SCHEETZ CHRISTOPHER A	48,404.63	41	FOLLANSBEE, WV
	MIELKE WAYNE ROBERT	48,383.46	28	WELLSBURG, WV
*	KRATOVIL LAW OFFICES PLLC	47,901.41	71	CHARLES TOWN, WV
	MORGAN WARD LAW OFFICE OF	47,859.56	49	BLUEFIELD, WV
	KUENZEL & ASSOCIATES PLLC	47,001.13	115	CHAPMANVILLE, WV
	STEWART JOYCE E	46,223.92	30	MOOREFIELD, WV
*	BAILEY LEGAL SERVICES PLLC	45,949.09	47	BARBOURSVILLE, WV
	HART DAVID W	45,654.03	97	ELKINS, WV
	ROBINSON & MCELWEE PLLC	45,484.39	18	CHARLESTON, WV
*	REBROOK EDWARD III	45,034.04	95	CHARLESTON, WV
*	WARMAN CHERYL L	44,961.36	66	MORGANTOWN, WV
	ROZAS LAW OFFICE LLC	44,854.28	69	CUMBERLAND, MD
	ROLLO LANCE E	44,722.77	91	MORGANTOWN, WV
	ERHARD CRAIG P PLLC LAW OFFICES OF	44,235.51	114	FAIRMONT, WV
*	YOUNGER CULLEN C ATTORNEY AT LAW	44,211.50	64	WILLIAMSON, WV
	THORNE STEVEN M	44,054.25	91	LOGAN, WV
	ATTORNEY CRAWLEY-WOODS	43,446.49	40	MARTINSBURG, WV
*	WEESE TRACY	43,354.91	17	SHEPHERDSTOWN, WV
*	COOK LAW OFFICES PLLC	43,107.38	70	BARBOURSVILLE, WV
*	BURTON LAW OFFICE	42,776.15	19	MORGANTOWN, WV
	GUNNOE LAW OFFICE	42,672.54	38	HINTON, WV
*	RABER LAW OFFICES PLLC	42,078.82	84	SAINT MARYS, WV
	MCCAMIC SACCO & MCCOID PLLC	41,919.14	5	WHEELING, WV
*	YANNI LAW FIRM	41,896.64	165	MARTINSBURG, WV
*	SUMMERS WILLIAM B	41,761.19	162	PARKERSBURG, WV
*	REDMAN TIFFANY D	41,652.50	35	CHARLESTON, WV
*	SCOTT JOHN A	41,122.96	72	CLARKSBURG, WV
	WALLACE MICHAEL K	40,873.33	61	SOUTH CHARLESTON, WV
	WEATHERHOLT LEGAL SERVICES PLLC	40,719.39	94	MOOREFIELD, WV
	MCCLURE GOAD PLLC	40,415.10	179	HUNTINGTON, WV
	TYREE EMBREE & ASSOCIATES PLLC	40,201.59	36	HURRICANE, WV
	SAMMONS OLIVERO & PARASCHOS PLLC	40,034.33	19	HUNTINGTON, WV
*	CONWAY LAW OFFICE	39,883.32	72	HUNTINGTON, WV
*	HILL SUSIE ATTORNEY AT LAW PLLC	39,666.72	22	CROSS LANES, WV
	SCANTLEBURY PHILLIP A	39,318.16	56	PRINCETON, WV

**PUBLIC DEFENDER SERVICES
APPOINTED COUNSEL FEES AND EXPENSES PAID**

FEES		(DESCENDING ORDER BY TOTAL \$)		
*	PAYEE	TOTAL \$	# OF CLAIMS	OFFICE LOCATION
*	KIRBY GILBERT & ASHLEY LC	39,020.08	51	BECKLEY, WV
	MAUSER BERNARD R	38,914.24	50	SUTTON, WV
	HILL DAVID L	38,529.12	76	HURRICANE, WV
*	KING WAYNE	38,492.28	27	CLAY, WV
	ASHTON & CRAWLEY WOODS PLLC	38,176.16	28	MARTINSBURG, WV
*	DEAN LAW OFFICES PLLC	38,034.97	68	SAINT ALBANS, WV
	SCALES LAW OFFICE	37,813.47	59	MARTINSBURG, WV
	GEARY & GEARY LC	37,523.26	44	PETERSBURG, WV
*	CISCO-STURGELL KATHRYN	37,289.50	24	LAVALETTE, WV
	KURELAC PATRICIA A ATTORNEY AT LAW	37,073.41	44	MOUNDSVILLE, WV
	GREINER & CYRUS LC	36,974.38	41	HUNTINGTON, WV
	LONG LAW OFFICES PLLC	36,813.45	77	SCOTT DEPOT, WV
	BEAN & BEAN	36,544.17	69	MOOREFIELD, WV
	STEPHENS GLORIA M	36,544.09	40	WELCH, WV
	HAMILTON NEAL J	36,486.07	12	FAIRMONT, WV
*	BLEVINS MICHAEL T	36,141.07	83	SAINT ALBANS, WV
*	RAY LAW PLLC	35,914.50	46	MORGANTOWN, WV
	KOBY LAW	35,900.16	112	HEDGESVILLE, WV
*	PRICE SHANNON NICOLE	35,886.63	44	BEACH BOTTOM, WV
*	FLANIGAN LAW OFFICE	35,642.23	92	PRINCETON, WV
*	WALKER LELA ATTY AT LAW PLLC	35,450.27	62	OCEANA, WV
	TICHENOR LAW OFFICE	34,987.58	47	FAIRMONT, WV
*	LIVINGOOD ROBB	34,734.06	28	MORGANTOWN, WV
	GUTMANN RICHARD M LC	34,668.82	55	MORGANTOWN, WV
*	COLLINS LAW OFFICE PLLC	34,609.00	74	CHARLESTON, WV
	MCCOY JAMES A	34,443.61	59	HAMLIN, WV
	MCLAUGHLIN DEBRA LAW OFFICE OF	34,314.57	54	BERKELEY SPRINGS, WV
*	CONRAD & CONRAD	34,099.24	67	FAYETTEVILLE, WV
	MORGAN DAMON B	34,087.58	167	POINT PLEASANT, WV
	MORGAN TONY	33,892.50	53	GRANTSVILLE, WV
	THOMPSON DAVID G	33,721.26	108	PINEVILLE, WV
	TIPTON LAW OFFICES	33,502.11	72	FAIRMONT, WV
	BALL GREGORY K	33,077.92	43	PRINCETON, WV
	KUHN & HAINES LC	33,008.81	66	KEYSER, WV
	FORBES LAW OFFICES PLLC	32,998.60	44	CHARLESTON, WV
*	MAZZEI ROCCO E	32,906.41	19	CLARKSBURG, WV
*	LYALL JERRY M	32,187.14	53	WILLIAMSON, WV
	WOODS JEFF C LAW OFFICE OF	31,997.14	37	SCOTT DEPOT, WV
	ROHRIG RANDAL W	31,945.05	30	PRINCETON, WV
	PENNINGTON WILLIAM L	31,882.27	45	MORGANTOWN, WV
	STEWART P ZACHARY LAW OFFICE OF	31,846.69	28	WEIRTON, WV
*	POWELL ANDREA P	31,165.52	17	PRINCETON, WV
*	DOLANCE JACK C PLLC	30,294.71	10	WAYNE, WV
	SMITH MCMUNN & GLOVER PLLC	30,290.71	73	CLARKSBURG, WV
*	MOORE JUSTON H PLLC	30,067.99	58	WAYNE, WV
*	KLATT LAW OFFICES PLLC	29,989.66	26	WHEELING, WV
	DAVIS R STEPHEN	29,789.40	17	BECKLEY, WV
	CONAWAY & CONAWAY	29,779.41	72	MADISON, WV
*	WOLFE WHITE & ASSOCIATES	29,438.62	157	LOGAN, WV
*	YOUNGER C CHRISTOPHER	29,368.92	43	HUNTINGTON, WV
	FAIR MATTHEW HALL ATTORNEY AT LAW	29,329.22	53	ELKINS, WV
*	TATE REBECCA L	29,096.85	29	FAIRMONT, WV

**PUBLIC DEFENDER SERVICES
APPOINTED COUNSEL FEES AND EXPENSES PAID**

FEES		(DESCENDING ORDER BY TOTAL \$)		
*	PAYEE	TOTAL \$	# OF CLAIMS	OFFICE LOCATION
	ROBEY J LAW PLLC	29,044.11	44	BRIDGEPORT, WV
*	HOLLANDSWORTH RICHARD W	28,984.57	56	WHEELING, WV
*	RICHARDSON IRA PLLC LAW OFFICE OF	28,803.36	49	CLARKSBURG, WV
	MARTINO GARY J	28,713.50	56	ANMOORE, WV
	BOTTNER & SKILLMAN	28,493.64	50	CHARLES TOWN, WV
	HARPER SETH PLLC LAW OFFICE OF	28,258.30	19	RIPLEY, WV
	KATZ KANTOR STONESTREET & BUCKNER PLLC	28,084.37	27	PRINCETON, WV
	ASH SCOTT A	27,438.73	32	ATHENS, WV
	SAVILLE ROYCE B PLLC	27,050.60	91	ROMNEY, WV
	GLOVER CHRISTINE L	27,033.84	8	MARTINSBURG, WV
	SHAHER LAW OFFICES	27,027.04	24	WHEELING, WV
	MCGANN KIMBERLY E PLLC LAW OFFICE OF	26,550.46	50	HUNTINGTON, WV
*	CISCO ROBIN	26,530.07	49	WILLIAMSON, WV
	SHREVE LAW FIRM	25,990.54	95	MORGANTOWN, WV
*	JOHNSON CHARLIE	25,951.46	37	ROMNEY, WV
	JUBA-PLUMLEY ROSALEE	25,903.50	29	ELEANOR, WV
*	LOCKWOOD & LOCKWOOD	25,896.18	24	HUNTINGTON, WV
	PRATT LENA D	25,776.00	36	LOGAN, WV
	MAZE LESLIE L	25,198.45	25	ELIZABETH, WV
	FARNSWORTH LAW OFFICE	25,155.07	21	PARKERSBURG, WV
	VITAL RICHARD L	24,879.23	32	BARBOURSVILLE, WV
	SHUMAKER J BRANDON	24,297.51	31	MORGANTOWN, WV
*	BRYANT CARL P	23,883.19	66	SAINT MARYS, WV
*	WILLIAMS DEAN E	23,768.52	74	GLEN DALE, WV
	KAY CASTO & CHANEY PLLC	23,709.57	16	CHARLESTON, WV
	CICCARELLO DEL GUIDICE & LAFON	23,657.91	38	CHARLESTON, WV
	SHAFFER & SHAFFER	23,378.80	71	MADISON, WV
*	SPENIA LAW OFFICE PLLC	23,102.28	50	BARBOURSVILLE, WV
	MONK TERESA CAROL ESTATE	22,835.78	7	WALTON, WV
*	MANFORD BYRON CRAIG	22,826.92	2	MARTINSBURG, WV
*	PRITT JUSTIN D PLLC LAW OFFICE OF	22,521.52	46	MILTON, WV
	LANTZ LAW OFFICE	22,435.24	27	MOUNDSVILLE, WV
	MARINARO KRISTA L	22,291.56	32	MORGANTOWN, WV
*	CARY LAW OFFICE PLLC	22,089.55	147	CHARLESTON, WV
	HAYNIE BELINDA A	22,071.15	33	MORGANTOWN, WV
	CILIBERTI LAW OFFICE PLLC	21,267.59	35	FAYETTEVILLE, WV
	DONADIEU MICHAEL R	21,141.10	14	WINCHESTER, VA
	SIMPKINS LAW OFFICE PLLC	21,141.06	55	WILLIAMSON, WV
	STEPTOE & JOHNSON	20,933.97	19	BRIDGEPORT, WV
	PRIM LAW FIRM PLLC	20,901.67	39	HURRICANE, WV
*	GLASS DEFENSE FIRM	20,813.74	17	CLARKSBURG, WV
*	EACHUS MICHAEL N	20,680.99	25	GALLIPOLIS, OH
	TAYLOR JENNIFER N	20,631.80	87	CHARLESTON, WV
	RICHARDSON RICHARDSON & CAMPBELL	20,489.15	67	PARKERSBURG, WV
	HARBOUR PAULA L PLLC	20,467.50	26	HUNTINGTON, WV
	MANN & MANN ATTORNEYS AT LAW	20,398.78	26	HINTON, WV
*	DAVENPORT & KNIPP PLLC	20,282.35	50	WEST HAMLIN, WV
*	REDMAN & PAYNE	19,784.79	16	CHARLESTON, WV
	POWER BECK & MATZUREFF	19,753.84	25	MARTINSBURG, WV
	NOONAN & NOONAN LLC	19,671.38	9	CUMBERLAND, MD
	ROOP & SMITH LAW OFFICE PLLC	19,414.50	20	BECKLEY, WV
	MOOREHEAD CHRISTOPHER S	19,266.17	35	FAYETTEVILLE, WV

* - Uses Third Party Financing

**PUBLIC DEFENDER SERVICES
APPOINTED COUNSEL FEES AND EXPENSES PAID**

FEES		(DESCENDING ORDER BY TOTAL \$)		
*	PAYEE	TOTAL \$	# OF CLAIMS	OFFICE LOCATION
	MANCHIN INJURY LAW GROUP PLLC	19,075.91	18	FAIRMONT, WV
	EVANS J M LAW LLC	18,775.05	55	GALLIPOLIS, OH
	MARTIN JAMES RUDOLPH	18,686.35	26	CHARLESTON, WV
	LUSK & BRADFORD PLLC	18,666.50	20	BECKLEY, WV
	SMITH RICHARD D JR LAW OFFICES OF	18,597.33	15	PARKERSBURG, WV
	JUDY & JUDY	18,097.50	28	MOOREFIELD, WV
	SOLOMON ALEXANDRIA A	17,516.32	15	DAVIS, WV
	MICHAEL NELSON M LC	17,471.00	33	KEYSER, WV
*	FRENCH MICHAEL A	17,468.50	55	BLUEFIELD, WV
	RATLIFF & ASSOCIATES PC	17,209.54	48	CEDAR BLUFF, VA
	SNYDER & HASSIG	17,074.07	15	NEW MARTINSVILLE, WV
	BORROR LAW PLLC	16,977.89	15	MORGANTOWN, WV
	OGLE CANDACE L	16,926.00	91	MORGANTOWN, WV
	MARCUM LAW OFFICE PLLC	16,859.05	50	WILLIAMSON, WV
	SCHARF WILLIAM H	16,851.08	14	CHARLESTON, WV
*	MAIER LAW OFFICE LLC	16,842.03	13	HINTON, WV
	WILKINSON ROBERT E ATTORNEY AT LAW	16,737.14	20	HUNTINGTON, WV
	HATFIELD & HATFIELD PLLC	16,632.20	53	MADISON, WV
*	ESTEP LAW OFFICE PLLC	16,284.96	38	SAINT JOHN, IN
	BLAIR JOHN C ATTORNEY AT LAW	15,923.72	70	HOLDEN, WV
*	FUGATE LORA L	15,913.53	6	HARTS, WV
	MICHAEL DIANE D	15,866.11	8	MANNINGTON, WV
	SMITH CLINTON W	15,769.18	40	CHARLESTON, WV
	ADKINS LAW OFFICE PLLC	15,757.00	14	ONA, WV
	DOWNEY MARY M	15,368.21	8	CHARLESTON, WV
	NOONE ROBERT T	15,356.44	3	GADSDEN, AL
*	FROBLE MICHAEL E	15,313.50	24	BECKLEY, WV
	MOORE LAW FIRM PLLC	15,254.42	26	FRANKLIN, WV
	JARRELL CYNTHIA J ATTORNEY AT LAW	15,116.04	8	DANVILLE, WV
*	DEMPSTER BRIAN C	15,054.94	37	WILLIAMSTOWN, WV
*	MORGAN DEAN	14,958.32	37	MORGANTOWN, WV
	HARDY LAW FIRM	14,557.95	30	HILLSBORO, WV
*	GRUNAU LAW OFFICES PLLC	14,503.61	19	MORGANTOWN, WV
	SHARLEY MICHAEL J	14,468.21	38	WESTOVER, WV
*	HAYDEN & ASSOCIATES LC	14,308.92	27	BECKLEY, WV
	STROEBEL & JOHNSON PLLC	14,275.06	15	CHARLESTON, WV
	NEELY PAMELA JEAN GAMES ATTORNEY AT LAW	14,267.23	13	KEARNEYSVILLE, WV
	WOODS JOHN	14,249.20	20	BELLEVILLE, WV
*	NEW STEPHEN P LC	14,200.63	59	BECKLEY, WV
*	CHASE JOHN K IV	14,131.75	8	MOUNDSVILLE, WV
	BIDDLE JACQUELYN STOUT	14,070.74	6	HUNTINGTON, WV
*	GRINDO DANIEL R PLLC LAW OFFICE OF	14,033.00	12	GASSAWAY, WV
*	MIRHOSEINI DAVID ATTORNEY AT LAW	13,680.16	6	BRIDGEPORT, WV
	STOLLINGS HARLEY E	13,155.58	22	SUMMERSVILLE, WV
	POWELL & MAJESTRO PLLC	13,110.52	17	CHARLESTON, WV
*	BEAVERS LAW FIRM PLLC	12,966.28	20	BLUEFIELD, WV
	WILLIAMS TRENA PLLC LAW OFFICE OF	12,823.18	33	WESTON, WV
*	KRESCH LAW FIRM	12,728.89	13	HUNTINGTON, WV
	STEDMAN JASON LAW OFFICES OF	12,725.94	6	MARTINSBURG, WV
*	DEHAVEN CARRIE F	12,268.45	19	LEWISBURG, WV
	DAWSON LAW OFFICE PLLC	12,221.26	22	WHEELING, WV
	BOUCHILLON CROSSAN & COLBURN LC	12,214.00	12	HUNTINGTON, WV

* - Uses Third Party Financing

**PUBLIC DEFENDER SERVICES
APPOINTED COUNSEL FEES AND EXPENSES PAID**

FEES		(DESCENDING ORDER BY TOTAL \$)		
*	PAYEE	TOTAL \$	# OF CLAIMS	OFFICE LOCATION
	KAUFMAN & MCPHERSON PLLC	12,005.74	3	BRIDGEPORT, WV
	MALLET SHANE M LAW OFFICES	11,982.23	24	WHEELING, WV
*	BROOKS JOHN B	11,832.81	9	MORGANTOWN, WV
*	MORGAN E LAVOYD JR & ASSOCIATES LC	11,692.20	8	LEWISBURG, WV
	DIEHL LAW PLLC	11,601.91	3	MARTINSBURG, WV
	BUCY WINIFRED L	11,456.19	6	BECKLEY, WV
	BREWER & GIGGENBACH PLLC	11,438.57	17	MORGANTOWN, WV
	MILAM JAMES R II ATTORNEY AT LAW PLLC	11,335.00	27	SUMMERSVILLE, WV
	MOYE LAW OFFICE	11,251.37	33	WINFIELD, WV
	GRUNAU DAVID M	11,106.95	15	HUNTINGTON, WV
	JAMES LAW FIRM	10,998.23	37	KEYSER, WV
	MIZE LAW FIRM PLLC	10,996.66	8	BECKLEY, WV
*	FRENCH ELIZABETH A	10,987.00	29	PRINCETON, WV
	YOST BRIAN D	10,916.54	7	HURRICANE, WV
	NEWBOLD WILEY W	10,890.72	1	MORGANTOWN, WV
	LOVE JAY CARTER	10,680.50	93	HUNTINGTON, WV
	HARWOOD JASON D	10,597.80	45	LOGAN, WV
	FREDEKING & FREDEKING LAW OFFICES LC	10,420.27	15	HUNTINGTON, WV
	BAILEY JAVINS & CARTER LC	10,024.45	6	SUMMERSVILLE, WV
*	CHRIST KATRINA M ATTORNEY AT LAW	9,796.98	12	VIENNA, WV
	CASELL & CREWE PC	9,618.32	11	WYTHEVILLE, VA
	BROWN-BAILEY COLLEEN MICHELLE	9,393.52	11	BECKLEY, WV
	HOLDERBY TERRANCE JOSEPH LAW OFFICE OF	9,382.98	51	KEYSER, WV
	FRAGILE PAT C	9,322.56	10	BECKLEY, WV
	STARCHER HEATHER L LAW OFFICE OF	9,276.76	8	PARKERSBURG, WV
	FINCH LAURA M ATTORNEY AT LAW	9,116.64	21	MARLINTON, WV
*	BEEMAN LAW OFFICES LLC	8,984.80	17	CUMBERLAND, MD
	ILDERTON LAW PLLC	8,764.35	35	LOGAN, WV
	TROZZO LOWERY WESTON & ROCK	8,638.87	12	CUMBERLAND, MD
*	FURNER DEAN A ATTY AT LAW PLLC	8,453.82	84	PARKERSBURG, WV
	HUNTER STEVE ASSOCIATES LC	8,380.75	1	LEWISBURG, WV
*	KARR THOMAS B	8,342.42	3	VIENNA, WV
	STONE ROBERT C JR PLLC	8,321.80	6	MARTINSBURG, WV
	TUCKER GREGORY A PLLC	8,244.56	15	SUMMERSVILLE, WV
	LORD ERICA LAW GROUP PLLC	8,117.00	13	CHARLESTON, WV
	MCQUADE RUTH A LAW OFFICE OF	7,807.81	12	SHEPHERDSTOWN, WV
	WHITE THOMAS E	7,700.16	6	MOUNDSVILLE, WV
	SELARIO MICHAEL D	7,699.75	16	CLARKSBURG, WV
	COOPER & PRESTON PLLC	7,631.52	1	PARSONS, WV
	ESTES LISA A	7,617.34	5	HURRICANE, WV
*	HALL SARA B PLLC THE LAW OFFICE OF	7,515.45	28	FAIRMONT, WV
	MORELAND CATHE L PLLC	7,491.35	7	ROMNEY, WV
	GIGGENBACH MELISSA J	7,463.71	1	MORGANTOWN, WV
*	DALTON NIC LAW PLLC	7,463.11	16	POINT PLEASANT, WV
	BOGARAD SHARON N	7,429.89	4	WEIRTON, WV
	SIMMERMAN LAW OFFICE PLLC	7,071.42	8	CLARKSBURG, WV
	BUSH FRANK P JR LAW OFFICE OF	7,050.98	13	ELKINS, WV
	BLYLER HOWARD J	6,903.10	30	COWEN, WV
*	ERITANO REBECCA L	6,834.59	6	KINGWOOD, WV
	KAYSER LAYNE & CLARK PLLC	6,814.79	15	POINT PLEASANT, WV
	HAYHURST LAW PLLC	6,813.78	17	MORGANTOWN, WV
	GALL D CONRAD	6,620.68	13	FAIRMONT, WV

* - Uses Third Party Financing

**PUBLIC DEFENDER SERVICES
APPOINTED COUNSEL FEES AND EXPENSES PAID**

FEES		(DESCENDING ORDER BY TOTAL \$)		
*	PAYEE	TOTAL \$	# OF CLAIMS	OFFICE LOCATION
*	FARQUHARSON WYCLIF SCOTT	6,611.47	25	BLUEFIELD, WV
	MEETEER JENNIFER D	6,607.50	2	PRINCETON, WV
	PENNINGTON DEANNA L	6,553.50	13	MORGANTOWN, WV
	WESTON LAW A LEGAL CORP	6,551.34	6	HURRICANE, WV
	TISSUE PHILIP J	6,369.98	7	OAK HILL, WV
	PELLEGRIN MARK P	6,361.00	7	MORGANTOWN, WV
	ALEXANDER LAW OFFICES PLLC	6,272.79	2	WEIRTON, WV
	MCCOY INJURY LAW PLLC	5,850.23	5	FAIRMONT, WV
	SLATER ELISABETH A	5,834.00	2	WHEELING, WV
	WARD LAW OFFICES PLLC	5,600.92	8	BECKLEY, WV
	SMITH GREG K LAW OFFICES OF	5,492.57	9	WILLIAMSON, WV
	SPILMAN THOMAS & BATTLE PLLC	5,459.09	6	CHARLESTON, WV
	BRILL JONATHAN G PLLC	5,190.68	5	ROMNEY, WV
	MARTIN LAW FIRM	5,042.04	18	NITRO, WV
	LITCHFIELD CAVO LLP	4,883.55	4	CHICAGO, IL
	GREER LAW OFFICES PLLC	4,859.02	3	CLARKSBURG, WV
	BAILEY REGGIE R	4,744.69	6	PARKERSBURG, WV
*	STEELE BRANDON S	4,532.71	11	BECKLEY, WV
	JOHNSON LAW OFFICE PLLC	4,367.73	11	ELEANOR, WV
	MORAN JANE LAW OFFICES	4,269.17	7	TALLAHASSEE, FL
*	JEFFRIES NIGEL E ATTORNEY AT LAW PLLC	4,157.80	15	CHARLESTON, WV
	HELMICK JUSTINA D ATTORNEY AT LAW	4,008.26	20	MOOREFIELD, WV
	FAST LAW OFFICE LC	3,966.24	1	FAYETTEVILLE, WV
	MCPHAIL SHARI	3,844.50	2	WHEELING, WV
	ADAMS LEGAL GROUP PLLC	3,808.60	2	DELLSLOW, WV
	EAGLOSKI N EDWARD	3,805.61	12	HURRICANE, WV
	SHAFFER MADIA LAW PLLC	3,697.80	2	MORGANTOWN, WV
	POOL DELBY B & ASSOCIATES	3,682.10	2	CLARKSBURG, WV
	FARMER CLINE & CAMPBELL PLLC	3,678.70	5	CHARLESTON, WV
*	MURPHY S SEAN PLLC	3,653.35	3	MORGANTOWN, WV
	GOLDSTEIN RICHARD M	3,579.45	4	PRINCETON, WV
	HATFIELD KAREN S	3,576.91	5	GILBERT, WV
	TRUMP & TRUMP LC	3,488.50	3	BERKELEY SPRINGS, WV
*	PRITT & PRITT PLLC	3,355.00	9	CHARLESTON, WV
	RADMAN SCOTT S	3,323.00	25	MORGANTOWN, WV
*	CZARNIK R THOMAS & ASSOCIATES	3,228.39	1	PRINCETON, WV
	CIPRIANI & WERNER PC	3,208.29	1	PITTSBURGH, PA
	WALTERS & HEISHMAN PLLC	3,185.34	4	MOOREFIELD, WV
	SUTTON & JANELLE PLLC	3,161.57	11	MARTINSBURG, WV
	OLCOTT LAW OFFICE	3,158.75	9	CHARLESTON, WV
*	WINTERS J MINGO ATTORNEY AT LAW PLLC	3,146.00	6	BECKLEY, WV
	STACY LAW OFFICES	3,095.47	13	MORGANTOWN, WV
*	MCDERMOTT DANA P	2,915.74	2	MARTINSBURG, WV
	LEWIS AMANDA L	2,618.17	1	MARTINSBURG, WV
	CRANSTON & EDWARDS PLLC	2,606.38	2	MORGANTOWN, WV
*	ADKINS DONNIE L II PLLC LAW OFFICE OF	2,568.84	10	CHARLESTON, WV
	BROWN SCOTT C LAW OFFICE	2,456.61	6	WHEELING, WV
*	CORNETTE LAW PLLC	2,445.32	2	WESTON, WV
*	SCHAMBERGER LEGAL SERVICES	2,399.88	8	CLAY, WV
	SHAHEEN LAW GROUP LLC	2,360.43	6	HUNTINGTON, WV
	WARNICK ELIZABETH B ATTORNEY	2,353.01	11	BRUCETON MILLS, WV
	GIGGENBACH FRED J	2,252.40	1	CHARLESTON, WV

**PUBLIC DEFENDER SERVICES
APPOINTED COUNSEL FEES AND EXPENSES PAID**

FEES		(DESCENDING ORDER BY TOTAL \$)		
*	PAYEE	TOTAL \$	# OF CLAIMS	OFFICE LOCATION
*	CLIFFORD MICHAEL T	2,249.47	4	CHARLESTON, WV
	BUSCH ZURBUCH & THOMPSON PLLC	2,208.70	2	ELKINS, WV
	MARVIN J BAKER	2,177.00	3	RIPLEY, WV
	HALL KAREN L	2,105.46	1	MORGANTOWN, WV
*	WHITE KEITH ATTORNEY AT LAW	2,045.72	3	SAINT MARYS, WV
	HENRY REGINALD D ATTORNEY AT LAW PLLC	2,026.00	6	BECKLEY, WV
	MCGEELAW	1,964.50	4	CHARLESTON, WV
	EVERETT MARK ATTORNEY AT LAW PLLC	1,956.50	13	MORGANTOWN, WV
*	GERBER JAY W JR	1,902.60	3	PARKERSBURG, WV
	DYE JEFFREY O II PLLC LAW OFFICE OF	1,882.58	6	PARKERSBURG, WV
	CLYBURN BRENT A LAW OFFICE OF	1,733.89	1	MOUNDSVILLE, WV
	HARSH LAW LC	1,615.83	3	WAVERLY, WV
	RODRIGUEZ VANESSA LYNN LAW OFFICES OF	1,603.53	4	FAIRMONT, WV
*	SIRK TIMOTHY M	1,564.50	2	KEYSER, WV
	DELLIGATTI LAW PLLC	1,551.64	4	MARTINSBURG, WV
	RISOVICH LAW OFFICES	1,551.37	1	WEIRTON, WV
	DINSMORE & SHOHL LLP	1,424.13	3	CINCINNATI, OH
*	MCDONALD STEVIE L THE LAW OFFICE OF	1,371.62	5	RIVESVILLE, WV
*	PRICE LOUIE T	1,333.00	1	CHARLESTON, WV
	CARRICO LAW OFFICES LC	1,261.50	1	CHARLESTON, WV
	HOWLEY LOREN B	1,235.55	1	GRANTSVILLE, WV
	CLARKE D RANDALL	1,233.50	1	CHARLESTON, WV
	BALENOVICH JOHN J LAW OFFICES INC	1,181.50	5	CHARLESTON, WV
	BARRAT ROBERT E	1,135.39	4	MARTINSBURG, WV
	JUDY LAW OFFICE PLLC	1,118.98	2	ELKINS, WV
	BLACK ERIC S	1,087.98	2	BERKELEY SPRINGS, WV
*	TACKETT MICHELLE L ATTORNEY AT LAW PLLC	1,023.34	1	HAMLIN, WV
	LE LAW OFFICES	1,018.00	1	WHEELING, WV
*	MOORE & TISSUE A PROFESSIONAL CORPORATION	980.49	6	CHESTER, WV
	CASEY JAMES M	968.27	4	POINT PLEASANT, WV
*	CHAPMAN LAW PLLC	953.82	1	DUNBAR, WV
	REGULA RAE LYNN	927.56	3	BROWNFIELD, PA
	THOMPSON & PARDO PLLC	886.00	1	CHARLES TOWN, WV
	ARBAUGH TIFFANY M PLLC LAW OFFICE OF	854.50	1	CHARLESTON, WV
	SAYRE TRAVIS LAW OFFICE OF	848.10	1	PARKERSBURG, WV
	LORD HOOSIER PLLC	821.00	2	CHARLESTON, WV
	GOODWIN & GOODWIN LLP	816.61	2	CHARLESTON, WV
	ROSENLIEB DUANE C JR	762.50	1	SAINT ALBANS, WV
	BURCHAM JEFFREY G	752.69	3	MARTINSBURG, WV
	HANSBERRY LAW OFFICE PLLC	747.61	1	BRIDGEPORT, WV
	LEDFORD BRANDEN	747.00	4	PARKERSBURG, WV
	TAYLOR DONNA E	675.36	2	PARKERSBURG, WV
	CATHER DREW A	669.00	3	MORGANTOWN, WV
	LOGUE SEAN PLLC	667.50	1	CARNEGIE, PA
	DICKEN LAW PLLC	645.32	1	MORGANTOWN, WV
	BUCK DALE PLLC LAW OFFICE OF	622.50	1	MARTINSBURG, WV
	MILLER CHRISTOPHER H	494.00	4	MORGANTOWN, WV
	MCCLURE LAW PLLC	475.00	2	CLARKSBURG, WV
	STACY JAMES D	464.62	1	HUNTINGTON, WV
	HUNT MARK A AND ASSOCIATES PLLC	449.22	2	CHARLESTON, WV
	STAPLETON LAW OFFICES LC	442.50	1	HUNTINGTON, WV
	ATKINSON & POLAK PLLC	421.00	3	CHARLESTON, WV

* - Uses Third Party Financing

**PUBLIC DEFENDER SERVICES
APPOINTED COUNSEL FEES AND EXPENSES PAID**

FEES		(DESCENDING ORDER BY TOTAL \$)		
*	PAYEE	TOTAL \$	# OF CLAIMS	OFFICE LOCATION
	DONEGHY BRENDAN	413.83	2	CHARLESTON, WV
	SUPPLE LAW OFFICES PLLC	355.00	2	POINT PLEASANT, WV
	ZERBE CARTER & ASSOCIATES PLLC	346.50	1	CHARLESTON, WV
	MORELAND STEPHEN W	295.50	3	ROMNEY, WV
	SKEEN KENNAD LEE II	289.50	1	RIPLEY, WV
	BRADFORD TIMOTHY A	189.68	1	CHARLESTON, WV
	WOOTON & WOOTON	183.94	1	BECKLEY, WV
	GAYDOS & TURNER PLLC	125.85	1	KINGWOOD, WV
	LOSCH & MCCOURT PLLC	110.50	1	SUMMERSVILLE, WV
	APPOINTED COUNSEL VOUCHERS	27,755,787.15	42,618	

**PUBLIC DEFENDER SERVICES
APPOINTED COUNSEL FEES AND EXPENSES PAID**

DIRECT EXPENSE VOUCHERS		(DESCENDING ORDER BY TOTAL \$)		
*	PAYEE	TOTAL \$	# OF CLAIMS	OFFICE LOCATION
*	CABELLS PRIVATE INVESTIGATION	52,931.59	70	CABIN CREEK, WV
*	MORRISON STEPHEN PRIVATE INVESTIGATIONS	45,142.91	37	BARBOURSVILLE, WV
	WOODS INVESTIGATIONS	37,093.70	37	BECKLEY, WV
	COOK SERVICES & INVESTIGATIONS	29,052.47	8	LOST RIVER, WV
	FREMOUW SIGLEY & BAKER PSYCHOLOGICAL ASSOCIATES PLLC	26,825.00	14	MORGANTOWN, WV
*	BREWSTER INVESTIGATIONS	22,083.02	20	RODERFIELD, WV
	CYBERGENETICS CORP	19,316.00	2	PITTSBURGH, PA
	UNIV OF VA INSTITUTE OF LAW PSYCHIATRY & PUBLIC POLICY	18,689.59	2	CHARLOTTESVILLE, VA
	BOYD FORENSIC PSYCHOLOGY SERVICES LLC	18,603.75	5	MERRIFIELD, VA
	PATE PHILIP E PHD	18,025.00	7	WINCHESTER, VA
	MORTON PAUL B	16,008.20	24	WAVERLY, WV
	SOLID ROCK INVESTIGATIONS LLC	15,094.15	21	RED HOUSE, WV
	KRADEL PAUL F	14,612.50	3	SHEPHERDSTOWN, WV
	ARCCA INC	14,547.31	1	PENNS PARK, PA
	TASA GROUP INC	14,436.00	3	BLUE BELL, PA
	DANIEL JOHN S III	14,109.36	1	MIDLOTHIAN, VA
	WILKERSON L DOUGLAS MD	13,518.75	1	BRYN MAWR, PA
	CORNELL INVESTIGATIONS	12,593.20	39	HARRISVILLE, WV
	CLAYMAN & ASSOCIATES PLLC	11,604.00	4	CHARLESTON, WV
	PATE PHILIP E	10,950.00	3	WINCHESTER, VA
	VAUGHAN INVESTIGATIONS	10,198.85	23	BRADLEY, WV
	APPLIED DNA RESOURCES	8,716.66	3	COLUMBUS, OH
	LAUREL RIDGE PSYCHOLOGICAL ASSOCIATES LLC	8,350.00	4	PRINCETON, WV
	PANHANDLE ACCIDENT RECONSTRUCTION	7,612.05	4	MARTINSBURG, WV
*	BUZZO BILL J	7,531.88	7	BLUEFIELD, WV
	COOPERS INVESTIGATIVE AGENCY	6,476.42	8	BRIDGEPORT, WV
	KENTUCKY MEDICAL SERVICES FOUNDATION INC	6,312.50	1	LEXINGTON, KY
	OBRYAN INVESTIGATIONS LLC	5,406.26	11	CHARLESTON, WV
	WECHT CYRIL H & PATHOLOGY ASSOCIATES INC	5,000.00	1	PITTSBURGH, PA
*	CAPITOL CITY INVESTIGATIONS LLC	4,966.08	6	SOUTH CHARLESTON, WV
	FORENSIC PSYCHIATRY PLLC	4,900.00	3	HUNTINGTON, WV
	CHESLOCK TERRI R	4,838.05	4	FAIRMONT, WV
	EASTERN PSYCHOLOGICAL SERVICES INC	4,800.00	4	ROMNEY, WV
	DNA DIAGNOSTICS CENTER INC	4,241.45	1	FAIRFIELD, OH
	BEHAVIORAL SCIENCE ASSOCIATES INC	4,100.00	3	WHEELING, WV
	CHANDLER MARCIA L	3,667.90	6	GREENCASTLE, PA
	ROOT DENNIS & ASSOCIATES INC	3,517.13	1	MOUNTAIN CITY, TN
	MOUNTAIN STATE PSYCHOLOGICAL SERVICES PLLC	3,500.00	2	KEYSER, WV
	OWENS FORENSIC CONSULTING PLLC	3,375.00	1	HARRISBURG, NC
	HERRON-RICE TRACY P	3,182.80	9	MARTINSBURG, WV
	STYERS GERALD R	3,146.22	2	REEDSVILLE, PA
	STRANGE DERYN M	3,093.75	1	NEW YORK, NY
*	TONG DEAN	3,000.00	2	PORT RICHEY, FL
	KLM INVESTIGATIONS	2,953.25	3	WILLIAMSTOWN, WV
	AMMONS GARY W	2,950.00	1	CLARKSBURG, WV
	LANTERN MENTAL HEALTH INC	2,800.00	2	PINEVILLE, WV
	SAAR PSYCHOLOGICAL GROUP PLLC	2,600.00	2	SOUTH CHARLESTON, WV
	CATOCTIN COUNSELING CENTERS INC	2,500.00	1	FREDERICK, MD
	PETERS LARRY A INC	2,306.03	3	WINCHESTER, VA
	PSYCHOLOGICAL CONSULTING INC	2,250.00	3	MARTINSBURG, WV
	ACCIDENT TECHNOLOGY INC	2,000.00	1	POWHATAN, VA
	BODE CELLMARK FORENSICS INC	2,000.00	1	LORTON, VA

**PUBLIC DEFENDER SERVICES
APPOINTED COUNSEL FEES AND EXPENSES PAID**

DIRECT EXPENSE VOUCHERS (DESCENDING ORDER BY TOTAL \$)				
*	PAYEE	TOTAL \$	# OF CLAIMS	OFFICE LOCATION
	COUNSELING HOUSE LLC	2,000.00	1	PARKERSBURG, WV
	YOUNG SHERI K	1,875.75	2	SUMMERSVILLE, WV
	MILLER BOBBY ANDERSON II ESTATE	1,800.00	1	HUNTINGTON, WV
	MCCOY BILLY PRIVATE INVESTIGATIONS	1,761.50	4	MORGANTOWN, WV
	DEMUTH CONNIE D	1,684.50	7	HURRICANE, WV
	PATTERSON LEGAL ASSISTING SERVICES	1,675.24	2	SOUTH CHARLESTON, WV
	BONAZZO PRIVATE INVESTIGATIONS	1,560.80	1	GASSAWAY, WV
	GINGER AVOCADO CONSULTANTS	1,500.00	1	BALTIMORE, MD
	HARDWAY MARK	1,500.00	1	COWEN, WV
	MARTINEZ MAURICIO	1,500.00	1	WINCHESTER, VA
	WORD CHARLOTTE J	1,500.00	1	RICHMOND, VA
	CANTIS INVESTIGATIVE SERVICES LLC	1,420.93	3	MORGANTOWN, WV
	KELLEY SHAMELLE D	1,401.40	2	CHARLESTON, WV
	CAMPBELL JANETTE M	1,251.25	1	SUTTON, WV
	PERRY HOLDINGS LLC	1,246.00	1	LOST CREEK, WV
	WINDOM DEBRA M	1,236.75	4	HARRISVILLE, WV
	MCCLELLAND SERVICES LLC	1,214.27	2	SHADY SPRINGS, WV
	WANDLING NATALIE L	1,201.20	3	SCOTT DEPOT, WV
	BRIDGEWATER COUNSELING SERVICES PC	1,200.00	1	BRIDGEWATER, VA
	MEDSTAR GEORGETOWN MEDICAL CENTER	1,200.00	1	WASHINGTON, DC
	SALVEO CONSULTING PLLC	1,150.00	1	OAK HILL, VA
	MOUNTAIN STATE INVESTIGATIONS	1,032.25	1	LEWISBURG, WV
	HURLEY MARY K	1,027.95	5	MARTINSBURG, WV
	INDEPENDENT FORENSIC SERVICES LLC	1,000.00	1	CONIFER, CO
*	JONES INVESTIGATIONS	993.00	1	BLUEFIELD, WV
	DAVIS KATHY J	958.65	3	FT GAY, WV
	ADAMS NEAL MD PC	891.00	1	SILVER SPRING, MD
	KL REPORTING	873.90	1	HUNTINGTON, WV
	REALTIME REPORTERS LLC	863.30	1	CHARLESTON, WV
	JAWORSKI MICHELLE L	858.55	1	DILLONVALE, OH
	HUDSON CLIFTON R PHD	850.00	1	CHARLESTON, WV
	OWENS ANNE R	764.65	4	LEWISBURG, WV
	JOHNSTON BRENDA	750.00	1	WINCHESTER, VA
	MDSTRESKI LLC	639.00	1	WHEELING, WV
	HENDERSHOT PROCESS SERVING & INVESTIGATIONS	636.31	2	PARKERSBURG, WV
	SIMOPOULOS EUGENE	562.50	1	STAUNTON, VA
	BAER TALIA M	555.04	3	RACINE, OH
	HUNTER AMANDA R	531.30	1	HUNTINGTON, WV
	BETLERS REPORTING & LEGAL VIDEO SERVICES LLC	523.60	1	HUNTINGTON, WV
	BERKHOUSE JOHN T	519.75	1	CROSS LANES, WV
*	CONFIDENTIAL INVESTIGATIONS & SERVICES	510.87	1	SAINT LOUIS, MO
	EDGEWOOD PRODUCTIONS LLC	488.03	2	HURRICANE, WV
	LANE INVESTIGATIONS LLC	482.10	1	GRAYSON, KY
	MUNDY BELINDA E	446.60	1	DUNBAR, WV
	LANDES SUSAN M	411.95	1	KEYSER, WV
	STRICKER TANIA	385.00	1	PINCH, WV
	MARANATHA PROFESSIONAL SERVICES LLC	373.00	1	DANIELS, WV
	VINCENT SHARON L	365.75	1	FAIRMONT, WV
	DIGITAL FORENSIC INVESTIGATIONS LLC	350.00	1	MORGANTOWN, WV
	RITCHIE CO SHERIFF	310.57	1	HARRISVILLE, WV
	COFFINDAFFER LARRY K	262.20	4	LOGAN, WV
	KIDD INVESTIGATIONS INC	255.07	1	SAINT ALBANS, WV

**PUBLIC DEFENDER SERVICES
APPOINTED COUNSEL FEES AND EXPENSES PAID**

DIRECT EXPENSE VOUCHERS		(DESCENDING ORDER BY TOTAL \$)		
*	PAYEE	TOTAL \$	# OF CLAIMS	OFFICE LOCATION
	COMMUNITY CARE OF WEST VIRGINIA INC	250.00	1	ROCK CAVE, WV
	MACDONALD ROBERT J AGENCY INC	233.43	1	CHARLESTON, WV
	CLARK MARIA K	225.60	1	BURLINGTON, WV
	CIOX HEALTH LLC	194.95	1	ATLANTA, GA
	HUNSAKER JOHN C III	175.49	1	LEXINGTON, KY
	ASHBURN CAROL A	103.95	1	BRIDGEPORT, WV
	BALLARD REBECCA S.	92.40	1	HURRICANE, WV
	WILT COURT REPORTING	77.00	1	FAIRMONT, WV
	MEDLEY KAREN A	38.50	1	NITRO, WV
	DIRECT EXPENSE VOUCHERS	619,271.58	523	

**PUBLIC DEFENDER SERVICES
APPOINTED COUNSEL FEES AND EXPENSES PAID**

ROJAS (DESCENDING ORDER BY TOTAL \$)

*	PAYEE	TOTAL \$	# OF CLAIMS	OFFICE LOCATION
	UNIV OF VA INSTITUTE OF LAW PSYCHIATRY & PUBLIC POLICY	9,225.00	1	CHARLOTTESVILLE, VA
	COOK SERVICES & INVESTIGATIONS	8,752.92	1	LOST RIVER, WV
	BLUE RIDGE PSYCHOLOGICAL ASSOCIATES LLC	8,724.98	2	CROZET, VA
	FISCHER DAVID JOHN MD PC	5,500.00	1	WASHINGTON, DC
	FREMOUW SIGLEY & BAKER PSYCHOLOGICAL ASSOCIATES PLLC	4,050.00	2	MORGANTOWN, WV
	SIMOPOULOS EUGENE	2,812.50	5	STAUNTON, VA
	MOUNTAIN STATE PSYCHOLOGICAL SERVICES PLLC	1,650.00	1	KEYSER, WV
	PATE PHILIP E PHD	625.00	1	WINCHESTER, VA
	KELLEY SHAMELLE D	311.85	1	CHARLESTON, WV
	ROJAS VOUCHERS	41,652.25	15	

**PUBLIC DEFENDER SERVICES
APPOINTED COUNSEL FEES AND EXPENSES PAID**

FEES		ALPHABETICAL ORDER		
*	PAYEE	TOTAL \$	# OF CLAIMS	OFFICE LOCATION
*	ADAMS LAW FIRM PLLC	97,336.28	52	MARTINSBURG, WV
	ADAMS LEGAL GROUP PLLC	3,808.60	2	DELLSLOW, WV
*	ADKINS DONNIE L II PLLC LAW OFFICE OF	2,568.84	10	CHARLESTON, WV
	ADKINS LAW OFFICE PLLC	15,757.00	14	ONA, WV
*	AHLBORN COURTNEY L PLLC LAW OFFICE OF	68,655.98	259	PARKERSBURG, WV
	ALEXANDER LAW OFFICES PLLC	6,272.79	2	WEIRTON, WV
*	ANDERSON ERIC B PLLC	105,277.98	195	HUNTINGTON, WV
*	ANDERSON JOHN CLARK	84,919.30	75	LEWISBURG, WV
	ANTOLINI KRISTEN D	88,131.35	154	MORGANTOWN, WV
	ARBAUGH TIFFANY M PLLC LAW OFFICE OF	854.50	1	CHARLESTON, WV
	ARNOLD & BAILEY PLLC	114,628.43	107	CHARLES TOWN, WV
*	ASBURY LAW OFFICE PLLC	70,419.65	37	CLAY, WV
	ASH SCOTT A	27,438.73	32	ATHENS, WV
	ASHTON & CRAWLEY WOODS PLLC	38,176.16	28	MARTINSBURG, WV
	ATKINSON & POLAK PLLC	421.00	3	CHARLESTON, WV
	ATTORNEY CRAWLEY-WOODS	43,446.49	40	MARTINSBURG, WV
*	BAILEY BRIAN W	171,825.68	298	BUCKHANNON, WV
*	BAILEY DENNIS R	80,522.33	128	CHARLESTON, WV
	BAILEY JAVINS & CARTER LC	10,024.45	6	SUMMERSVILLE, WV
*	BAILEY LEGAL SERVICES PLLC	45,949.09	47	BARBOURSVILLE, WV
	BAILEY REGGIE R	4,744.69	6	PARKERSBURG, WV
	BAKER & HONAKER PLLC	93,402.41	153	RIPLEY, WV
*	BALDWIN LAW OFFICE PLLC	85,381.77	113	BLUEFIELD, WV
	BALENOVICH JOHN J LAW OFFICES INC	1,181.50	5	CHARLESTON, WV
	BALL GREGORY K	33,077.92	43	PRINCETON, WV
	BARNETT KENNETH J LC	51,352.17	37	SUMMERSVILLE, WV
	BARNEY LAW PLLC	55,144.86	109	HURRICANE, WV
	BARRAT ROBERT E	1,135.39	4	MARTINSBURG, WV
	BAYLISS SHAWN D	89,635.23	112	HURRICANE, WV
	BEAN & BEAN	36,544.17	69	MOOREFIELD, WV
*	BEAVERS LAW FIRM PLLC	12,966.28	20	BLUEFIELD, WV
*	BEEMAN LAW OFFICES LLC	8,984.80	17	CUMBERLAND, MD
*	BELL SIDNEY H	51,909.99	61	BEAVER, WV
	BELLOMY TURNER & BARTRAM LC	99,906.68	291	HUNTINGTON, WV
	BIDDLE JACQUELYN STOUT	14,070.74	6	HUNTINGTON, WV
	BISCHOFF LAW FIRM PLLC	231,485.06	211	SHEPHERDSTOWN, WV
	BLACK ERIC S	1,087.98	2	BERKELEY SPRINGS, WV
*	BLACKWATER LAW PLLC	68,637.13	44	KINGWOOD, WV
*	BLAIR JERRY	71,801.98	90	CLARKSBURG, WV
	BLAIR JOHN C ATTORNEY AT LAW	15,923.72	70	HOLDEN, WV
	BLAIR LAW FIRM PLLC	60,001.34	69	HURRICANE, WV
	BLANKENSHIP LAW	74,933.64	62	BARBOURSVILLE, WV
*	BLEVINS MICHAEL T	36,141.07	83	SAINT ALBANS, WV
	BLYLER HOWARD J	6,903.10	30	COWEN, WV
	BOGARAD SHARON N	7,429.89	4	WEIRTON, WV
	BORROR LAW PLLC	16,977.89	15	MORGANTOWN, WV
	BOTTNER & SKILLMAN	28,493.64	50	CHARLES TOWN, WV
	BOUCHILLON CROSSAN & COLBURN LC	12,214.00	12	HUNTINGTON, WV
	BOWEN LAW OFFICE PLLC	61,573.42	163	WEST HAMLIN, WV
	BRADFORD TIMOTHY A	189.68	1	CHARLESTON, WV
*	BRAGG STEVEN M PLLC LAW OFFICE OF	56,307.50	138	BARBOURSVILLE, WV
	BRAMBLE MARK A	137,666.81	190	CHARLESTON, WV

**PUBLIC DEFENDER SERVICES
APPOINTED COUNSEL FEES AND EXPENSES PAID**

FEES		ALPHABETICAL ORDER		
*	PAYEE	TOTAL \$	# OF CLAIMS	OFFICE LOCATION
	BREWER & GIGGENBACH PLLC	11,438.57	17	MORGANTOWN, WV
	BRILL JONATHAN G PLLC	5,190.68	5	ROMNEY, WV
*	BRISCOE L SCOTT	123,703.40	301	DANVILLE, WV
*	BROCK MATTHEW C	68,244.27	99	WEIRTON, WV
*	BROOKS JOHN B	11,832.81	9	MORGANTOWN, WV
	BROWN SCOTT C LAW OFFICE	2,456.61	6	WHEELING, WV
	BROWN-BAILEY COLLEEN MICHELLE	9,393.52	11	BECKLEY, WV
*	BRYANT CARL P	23,883.19	66	SAINT MARYS, WV
	BUCK DALE PLLC LAW OFFICE OF	622.50	1	MARTINSBURG, WV
	BUCY WINIFRED L	11,456.19	6	BECKLEY, WV
*	BULLMAN & BULLMAN	182,511.38	257	CHARLESTON, WV
	BURCHAM JEFFREY G	752.69	3	MARTINSBURG, WV
*	BURTON LAW OFFICE	42,776.15	19	MORGANTOWN, WV
	BUSCH ZURBUCH & THOMPSON PLLC	2,208.70	2	ELKINS, WV
	BUSH FRANK P JR LAW OFFICE OF	7,050.98	13	ELKINS, WV
	CALLAGHAN & CALLAGHAN PLLC	79,655.08	41	WILLIAMSON, WV
*	CAMPBELL & SMITH PLLC	129,842.87	242	CHARLESTON, WV
	CAMPBELL WOODS PLLC	53,752.42	82	HUNTINGTON, WV
	CAREY JAMES T	67,793.87	160	WEIRTON, WV
	CARRICO LAW OFFICES LC	1,261.50	1	CHARLESTON, WV
*	CARY LAW OFFICE PLLC	22,089.55	147	CHARLESTON, WV
	CASEY JAMES M	968.27	4	POINT PLEASANT, WV
	CASELL & CREWE PC	9,618.32	11	WYTHEVILLE, VA
	CATHER DREW A	669.00	3	MORGANTOWN, WV
*	CHAPMAN LAW PLLC	953.82	1	DUNBAR, WV
*	CHASE JOHN K IV	14,131.75	8	MOUNDSVILLE, WV
*	CHATTIN ANDREW B	130,785.03	180	CHARLESTON, WV
*	CHILDERS SHARON K	151,016.86	135	CHARLESTON, WV
*	CHILDLAW SERVICES INC	281,153.94	120	PRINCETON, WV
*	CHRIST KATRINA M ATTORNEY AT LAW	9,796.98	12	VIENNA, WV
	CICCARELLO DEL GUIDICE & LAFON	23,657.91	38	CHARLESTON, WV
	CILIBERTI LAW OFFICE PLLC	21,267.59	35	FAYETTEVILLE, WV
	CIPRIANI & WERNER PC	3,208.29	1	PITTSBURGH, PA
*	CISCO ROBIN	26,530.07	49	WILLIAMSON, WV
*	CISCO-STURGELL KATHRYN	37,289.50	24	LAVALETTE, WV
	CLARKE D RANDALL	1,233.50	1	CHARLESTON, WV
	CLAY LAW FIRM PLLC	50,567.46	38	FAYETTEVILLE, WV
*	CLIFFORD MICHAEL T	2,249.47	4	CHARLESTON, WV
*	CLINE TENISHA DAWN	63,379.44	157	BAIDEN, WV
	CLYBURN BRENT A LAW OFFICE OF	1,733.89	1	MOUNDSVILLE, WV
*	COLLINS LAW OFFICE PLLC	34,609.00	74	CHARLESTON, WV
*	COLVIN NICHOLAS FORREST ESQ PLLC LAW OFFICE OF	103,471.96	66	MARTINSBURG, WV
	CONAWAY & CONAWAY	29,779.41	72	MADISON, WV
*	CONRAD & CONRAD	34,099.24	67	FAYETTEVILLE, WV
*	CONWAY LAW OFFICE	39,883.32	72	HUNTINGTON, WV
*	COOK LAW OFFICES PLLC	43,107.38	70	BARBOURSVILLE, WV
	COOPER & PRESTON PLLC	7,631.52	1	PARSONS, WV
	COREY DANIEL S	51,020.00	56	POCA, WV
*	CORNETTE LAW PLLC	2,445.32	2	WESTON, WV
	COURTRIGHT LAW OFFICES PLLC	105,344.56	117	HURRICANE, WV
	CRANSTON & EDWARDS PLLC	2,606.38	2	MORGANTOWN, WV
*	CROCKETT LAW	110,411.83	76	FALLING WATERS, WV

**PUBLIC DEFENDER SERVICES
APPOINTED COUNSEL FEES AND EXPENSES PAID**

FEES		ALPHABETICAL ORDER		
*	PAYEE	TOTAL \$	# OF CLAIMS	OFFICE LOCATION
*	CWV LEGAL SERVICES	51,611.55	46	BUCKHANNON, WV
*	CZARNIK R THOMAS & ASSOCIATES	3,228.39	1	PRINCETON, WV
*	DALBY NANCY A ATTY AT LAW PLLC	82,404.05	32	SHEPHERDSTOWN, WV
*	DALTON NIC LAW PLLC	7,463.11	16	POINT PLEASANT, WV
*	DAVENPORT & KNIPP PLLC	20,282.35	50	WEST HAMLIN, WV
*	DAVIS GREGG PHILLIP	145,226.22	194	ARTHURDALE, WV
*	DAVIS JEFFERY A	138,188.03	158	CLAY, WV
*	DAVIS KEVIN P	64,442.09	182	CHARLESTON, WV
	DAVIS R STEPHEN	29,789.40	17	BECKLEY, WV
	DAWSON & MEADOWS LTD	53,708.16	81	HUNTINGTON, WV
	DAWSON LAW OFFICE PLLC	12,221.26	22	WHEELING, WV
*	DEAN LAW OFFICES PLLC	38,034.97	68	SAINT ALBANS, WV
*	DEHAVEN CARRIE F	12,268.45	19	LEWISBURG, WV
	DELLIGATTI LAW PLLC	1,551.64	4	MARTINSBURG, WV
*	DEMOSS DAVID B	72,027.55	139	FAIRMONT, WV
*	DEMPSTER BRIAN C	15,054.94	37	WILLIAMSTOWN, WV
	DICKEN LAW PLLC	645.32	1	MORGANTOWN, WV
	DIEHL LAW PLLC	11,601.91	3	MARTINSBURG, WV
*	DINARDI PETER D	140,929.42	83	MORGANTOWN, WV
	DINSMORE & SHOHL LLP	1,424.13	3	CINCINNATI, OH
*	DOLANCE JACK C PLLC	30,294.71	10	WAYNE, WV
	DONADIEU MICHAEL R	21,141.10	14	WINCHESTER, VA
	DONEGHY BRENDAN	413.83	2	CHARLESTON, WV
*	DOTSENKO LAW OFFICES PLLC	49,202.65	62	CHARLESTON, WV
	DOUGLASS ERNEST M	74,078.49	135	PARKERSBURG, WV
	DOWNEY MARY M	15,368.21	8	CHARLESTON, WV
	DUNLAP ROBERT ESQ PLLC	48,769.65	52	BECKLEY, WV
	DYE JEFFREY O II PLLC LAW OFFICE OF	1,882.58	6	PARKERSBURG, WV
	DYER LAW OFFICES	90,181.40	31	CLARKSBURG, WV
*	EACHUS MICHAEL N	20,680.99	25	GALLIPOLIS, OH
	EAGLOSKI N EDWARD	3,805.61	12	HURRICANE, WV
	EASTON BRENT ATTORNEY AT LAW PLLC	85,647.23	177	DAVIS, WV
*	EDMOND & BAUM PLLC	142,211.10	171	WHEELING, WV
	ERHARD CRAIG P PLLC LAW OFFICES OF	44,235.51	114	FAIRMONT, WV
*	ERITANO REBECCA L	6,834.59	6	KINGWOOD, WV
	ESCUE LAW OFFICE	108,513.55	239	HURRICANE, WV
*	ESTEP LAW OFFICE PLLC	16,284.96	38	SAINT JOHN, IN
	ESTES LISA A	7,617.34	5	HURRICANE, WV
	EVANS J M LAW LLC	18,775.05	55	GALLIPOLIS, OH
*	EVANS THOMAS HANNA PLLC	85,183.62	111	OCEANA, WV
	EVERETT MARK ATTORNEY AT LAW PLLC	1,956.50	13	MORGANTOWN, WV
*	FAERBER KRISTOPHER	70,841.81	76	LEWISBURG, WV
	FAIR MATTHEW HALL ATTORNEY AT LAW	29,329.22	53	ELKINS, WV
	FARMER CLINE & CAMPBELL PLLC	3,678.70	5	CHARLESTON, WV
	FARNSWORTH LAW OFFICE	25,155.07	21	PARKERSBURG, WV
*	FARQUHARSON WYCLIF SCOTT	6,611.47	25	BLUEFIELD, WV
	FAST LAW OFFICE LC	3,966.24	1	FAYETTEVILLE, WV
	FINCH LAURA M ATTORNEY AT LAW	9,116.64	21	MARLINTON, WV
*	FITTRO JONATHAN	79,254.66	59	CLARKSBURG, WV
*	FLANIGAN LAW OFFICE	35,642.23	92	PRINCETON, WV
	FLINCHUM R KEITH	137,699.93	201	PRINCETON, WV
*	FOLICKMAN & TURKETT PLLC LAW OFFICE OF	189,146.95	659	FAIRMONT, WV

**PUBLIC DEFENDER SERVICES
APPOINTED COUNSEL FEES AND EXPENSES PAID**

FEES		ALPHABETICAL ORDER		
*	PAYEE	TOTAL \$	# OF CLAIMS	OFFICE LOCATION
	FORBES LAW OFFICES PLLC	32,998.60	44	CHARLESTON, WV
	FRAGILE PAT C	9,322.56	10	BECKLEY, WV
	FRAME JARED S ATTORNEY AT LAW PLLC	68,338.09	89	SUTTON, WV
*	FRANCIS ERIC M	63,904.31	55	LEWISBURG, WV
	FREDEKING & FREDEKING LAW OFFICES LC	10,420.27	15	HUNTINGTON, WV
*	FREEMAN LAW OFFICES	92,620.33	150	CHARLESTON, WV
*	FRENCH ELIZABETH A	10,987.00	29	PRINCETON, WV
*	FRENCH MICHAEL A	17,468.50	55	BLUEFIELD, WV
*	FROBLE MICHAEL E	15,313.50	24	BECKLEY, WV
*	FUGATE LORA L	15,913.53	6	HARTS, WV
*	FURNER DEAN A ATTY AT LAW PLLC	8,453.82	84	PARKERSBURG, WV
*	GAIN LAW OFFICES	79,121.79	116	BRIDGEPORT, WV
	GALL D CONRAD	6,620.68	13	FAIRMONT, WV
	GARRETT & GARRETT	154,169.97	194	MOOREFIELD, WV
*	GARVIN LAW PLLC	72,730.42	66	NUTTER FORT, WV
	GAYDOS & TURNER PLLC	125.85	1	KINGWOOD, WV
	GEARY & GEARY LC	37,523.26	44	PETERSBURG, WV
	GENTILOZZI & ASSOCIATES	77,165.46	161	CLARKSBURG, WV
*	GERBER JAY W JR	1,902.60	3	PARKERSBURG, WV
	GIANOLA BARNUM BECHTEL & JECKLIN LC	74,097.19	68	MORGANTOWN, WV
	GIGGENBACH FRED J	2,252.40	1	CHARLESTON, WV
	GIGGENBACH MELISSA J	7,463.71	1	MORGANTOWN, WV
*	GLASS DEFENSE FIRM	20,813.74	17	CLARKSBURG, WV
	GLOVER CHRISTINE L	27,033.84	8	MARTINSBURG, WV
*	GLOVER MARK A	51,524.95	130	CHARLESTON, WV
	GOLDSTEIN RICHARD M	3,579.45	4	PRINCETON, WV
	GOODWIN & GOODWIN LLP	816.61	2	CHARLESTON, WV
	GREEN LISA A LAW OFFICE OF	138,780.56	67	SHEPHERDSTOWN, WV
	GREER LAW OFFICES PLLC	4,859.02	3	CLARKSBURG, WV
	GREGORY BETTY SUE CLARK	74,419.35	113	GRANTSVILLE, WV
	GREGORY J LAW FIRM LC	53,732.28	55	OAKLAND, MD
	GREINER & CYRUS LC	36,974.38	41	HUNTINGTON, WV
*	GRINDO DANIEL R PLLC LAW OFFICE OF	14,033.00	12	GASSAWAY, WV
	GRUNAU DAVID M	11,106.95	15	HUNTINGTON, WV
*	GRUNAU LAW OFFICES PLLC	14,503.61	19	MORGANTOWN, WV
*	GUNN ERICA BRANNON ATT AT LAW PLLC	97,938.10	602	SPENCER, WV
	GUNNOE LAW OFFICE	42,672.54	38	HINTON, WV
	GUTMANN RICHARD M LC	34,668.82	55	MORGANTOWN, WV
*	HAGER & LAWSON PLLC	207,639.36	391	PRINCETON, WV
	HALL KAREN L	2,105.46	1	MORGANTOWN, WV
*	HALL SARA B PLLC THE LAW OFFICE OF	7,515.45	28	FAIRMONT, WV
	HAMILTON CHARLES R	95,932.96	205	CHARLESTON, WV
	HAMILTON NEAL J	36,486.07	12	FAIRMONT, WV
	HANDLEY & HUNT PLLC	83,991.32	149	POINT PLEASANT, WV
	HANSBERRY LAW OFFICE PLLC	747.61	1	BRIDGEPORT, WV
	HARBOUR PAULA L PLLC	20,467.50	26	HUNTINGTON, WV
	HARDY LAW FIRM	14,557.95	30	HILLSBORO, WV
*	HARMAN MARLA ZELENE	82,502.33	32	FRANKLIN, WV
	HARPER SETH PLLC LAW OFFICE OF	28,258.30	19	RIPLEY, WV
	HARSH LAW LC	1,615.83	3	WAVERLY, WV
	HART DAVID W	45,654.03	97	ELKINS, WV
*	HARVEY & JANUTOLO	70,875.35	58	BLUEFIELD, WV

**PUBLIC DEFENDER SERVICES
APPOINTED COUNSEL FEES AND EXPENSES PAID**

FEES		ALPHABETICAL ORDER		
*	PAYEE	TOTAL \$	# OF CLAIMS	OFFICE LOCATION
	HARWOOD JASON D	10,597.80	45	LOGAN, WV
	HATFIELD & HATFIELD PLLC	16,632.20	53	MADISON, WV
	HATFIELD KAREN S	3,576.91	5	GILBERT, WV
*	HATFIELD KAREN S PLLC LAW OFFICE OF	126,328.78	188	GILBERT, WV
	HAWKINS JAMES E JR	65,202.23	132	BUCKHANNON, WV
*	HAYDEN & ASSOCIATES LC	14,308.92	27	BECKLEY, WV
	HAYHURST LAW PLLC	6,813.78	17	MORGANTOWN, WV
	HAYNIE BELINDA A	22,071.15	33	MORGANTOWN, WV
	HELMICK JUSTINA D ATTORNEY AT LAW	4,008.26	20	MOOREFIELD, WV
	HENRY REGINALD D ATTORNEY AT LAW PLLC	2,026.00	6	BECKLEY, WV
	HILL DAVID L	38,529.12	76	HURRICANE, WV
*	HILL SUSIE ATTORNEY AT LAW PLLC	39,666.72	22	CROSS LANES, WV
*	HINERMAN HOLLY W	113,837.09	192	MORGANTOWN, WV
	HINKLE BRYAN S	81,360.18	155	BUCKHANNON, WV
*	HIVELY HERBERT L	123,515.86	346	CHARLESTON, WV
	HOBBS MARK E	58,247.26	55	CHAPMANVILLE, WV
	HOLDERBY TERRANCE JOSEPH LAW OFFICE OF	9,382.98	51	KEYSER, WV
*	HOLLANDSWORTH RICHARD W	28,984.57	56	WHEELING, WV
*	HOLROYD FRED F	62,037.45	129	CHARLESTON, WV
*	HOLSTEIN LAW OFFICE	89,202.09	140	HURRICANE, WV
	HOUCK G TODD ATTORNEY AT LAW LC	51,931.01	111	MULLENS, WV
	HOWLEY LOREN B	1,235.55	1	GRANTSVILLE, WV
	HUFFMAN WILLIAM O	60,327.78	62	PRINCETON, WV
	HUGHART LAW OFFICE	202,331.30	198	SISSONVILLE, WV
*	HUMBERSON DON A	50,219.88	24	WEIRTON, WV
	HUNT LEGAL GROUP PLLC	54,917.87	91	MORGANTOWN, WV
	HUNT MARK A AND ASSOCIATES PLLC	449.22	2	CHARLESTON, WV
	HUNTER LAW OFFICE	48,698.46	57	SCOTT DEPOT, WV
	HUNTER STEVE ASSOCIATES LC	8,380.75	1	LEWISBURG, WV
	HUSON ALLISON K	59,825.50	81	HUNTINGTON, WV
	HYLTON LAW OFFICE PLLC	75,647.64	37	BEAVER, WV
	ILDERTON LAW PLLC	8,764.35	35	LOGAN, WV
*	ISNER LAW OFFICE LC INC	125,903.64	307	ELKINS, WV
*	J A M LAW PLLC	105,607.97	250	HARRISVILLE, WV
*	JACOVETTY GERALD G JR LC	70,709.87	217	WHEELING, WV
	JAMES LAW FIRM	10,998.23	37	KEYSER, WV
*	JANUTOLO LAW PLLC	73,657.95	131	PRINCETON, WV
	JARRELL CYNTHIA J ATTORNEY AT LAW	15,116.04	8	DANVILLE, WV
*	JEFFRIES NIGEL E ATTORNEY AT LAW PLLC	4,157.80	15	CHARLESTON, WV
*	JOHNSON CHARLIE	25,951.46	37	ROMNEY, WV
	JOHNSON LAW OFFICE PLLC	4,367.73	11	ELEANOR, WV
*	JOHNSON REBECCA S LAW OFFICE OF	101,662.84	122	CHARLESTON, WV
	JOHNSTON HOLROYD & ASSOCIATES	65,591.56	63	PRINCETON, WV
	JUBA-PLUMLEY ROSALEE	25,903.50	29	ELEANOR, WV
	JUDY & JUDY	18,097.50	28	MOOREFIELD, WV
	JUDY LAW OFFICE PLLC	1,118.98	2	ELKINS, WV
	JURCO JOHN M	113,258.04	71	ST CLAIRSVILLE, OH
	KARICKHOFF DAVID	49,641.02	116	SUTTON, WV
*	KARR THOMAS B	8,342.42	3	VIENNA, WV
	KATZ KANTOR STONESTREET & BUCKNER PLLC	28,084.37	27	PRINCETON, WV
	KAUFMAN & MCPHERSON PLLC	12,005.74	3	BRIDGEPORT, WV
*	KAVITZ LAW PLLC	76,258.48	210	CHARLESTON, WV

**PUBLIC DEFENDER SERVICES
APPOINTED COUNSEL FEES AND EXPENSES PAID**

FEES		ALPHABETICAL ORDER		
*	PAYEE	TOTAL \$	# OF CLAIMS	OFFICE LOCATION
	KAY CASTO & CHANEY PLLC	23,709.57	16	CHARLESTON, WV
	KAYSER LAYNE & CLARK PLLC	6,814.79	15	POINT PLEASANT, WV
	KEATON FRAZER & MILLESON PLLC	51,609.76	147	ROMNEY, WV
*	KELLEY DAVID B LAW OFFICE OF	181,156.02	156	BLUEFIELD, VA
	KETTERING DELLIGATTI LAW OFFICES PLLC	74,416.28	170	FAIRMONT, WV
*	KING WAYNE	38,492.28	27	CLAY, WV
*	KIRBY GILBERT & ASHLEY LC	39,020.08	51	BECKLEY, WV
*	KIRKPATRICK LAW OFFICE PLLC	77,654.67	91	BECKLEY, WV
*	KLATT LAW OFFICES PLLC	29,989.66	26	WHEELING, WV
	KLIE LAW OFFICES PLLC	100,454.38	137	BUCKHANNON, WV
	KOBY LAW	35,900.16	112	HEDGESVILLE, WV
*	KOSTENKO & OSGOOD LC	108,497.61	213	DANIELS, WV
*	KRATOVIL LAW OFFICES PLLC	47,901.41	71	CHARLES TOWN, WV
*	KRESCH LAW FIRM	12,728.89	13	HUNTINGTON, WV
	KUENZEL & ASSOCIATES PLLC	47,001.13	115	CHAPMANVILLE, WV
	KUHL LAW OFFICE PLLC	107,169.73	145	SCOTT DEPOT, WV
	KUHN & HAINES LC	33,008.81	66	KEYSER, WV
	KURELAC LAW OFFICE	69,509.03	51	WHEELING, WV
*	KURELAC LAW OFFICE PLLC	72,722.47	72	MOUNDSVILLE, WV
	KURELAC PATRICIA A ATTORNEY AT LAW	37,073.41	44	MOUNDSVILLE, WV
	LACARIA PHILIP A	65,727.00	67	WELCH, WV
	LAMBERT LAW OFFICES PLLC	53,712.61	61	HURRICANE, WV
	LANTZ LAW OFFICE	22,435.24	27	MOUNDSVILLE, WV
	LE LAW OFFICES	1,018.00	1	WHEELING, WV
	LEDFORD BRANDEN	747.00	4	PARKERSBURG, WV
*	LEFLER & BOGGS PLLC	65,411.63	71	BECKLEY, WV
	LEWIS AMANDA L	2,618.17	1	MARTINSBURG, WV
	LITCHFIELD CAVO LLP	4,883.55	4	CHICAGO, IL
*	LIVINGOOD ROBB	34,734.06	28	MORGANTOWN, WV
*	LOCKWOOD & LOCKWOOD	25,896.18	24	HUNTINGTON, WV
*	LOCKWOOD JAMELLA L	157,344.53	311	BUCKHANNON, WV
	LOGUE SEAN PLLC	667.50	1	CARNEGIE, PA
	LONG LAW OFFICES PLLC	36,813.45	77	SCOTT DEPOT, WV
	LONG ROBBY N LC LAW OFFICE OF	124,750.81	262	HURRICANE, WV
	LORD ERICA LAW GROUP PLLC	8,117.00	13	CHARLESTON, WV
	LORD HOOSIER PLLC	821.00	2	CHARLESTON, WV
	LORD JASON S	97,855.44	158	CHARLESTON, WV
	LOSCH & MCCOURT PLLC	110.50	1	SUMMERSVILLE, WV
	LOVE JAY CARTER	10,680.50	93	HUNTINGTON, WV
*	LUPARDUS LAW OFFICE	87,381.43	170	PINEVILLE, WV
	LUSK & BRADFORD PLLC	18,666.50	20	BECKLEY, WV
*	LYALL JERRY M	32,187.14	53	WILLIAMSON, WV
	LYONS PHILLIPS LEGAL GROUP PLLC	137,486.95	124	MORGANTOWN, WV
*	MAGANN LAW OFFICE PLLC	139,034.42	245	BLUEFIELD, WV
*	MAIER LAW OFFICE LLC	16,842.03	13	HINTON, WV
	MALLET SHANE M LAW OFFICES	11,982.23	24	WHEELING, WV
	MANCHIN INJURY LAW GROUP PLLC	19,075.91	18	FAIRMONT, WV
*	MANFORD BYRON CRAIG	22,826.92	2	MARTINSBURG, WV
	MANN & MANN ATTORNEYS AT LAW	20,398.78	26	HINTON, WV
	MANYPENNY RAINES LAW OFFICE PLLC	75,413.67	47	CHESTER, WV
	MARCUM LAW OFFICE PLLC	16,859.05	50	WILLIAMSON, WV
	MARINARO KRISTA L	22,291.56	32	MORGANTOWN, WV

**PUBLIC DEFENDER SERVICES
APPOINTED COUNSEL FEES AND EXPENSES PAID**

FEES		ALPHABETICAL ORDER		
*	PAYEE	TOTAL \$	# OF CLAIMS	OFFICE LOCATION
	MARTIN JAMES RUDOLPH	18,686.35	26	CHARLESTON, WV
	MARTIN LAW FIRM	5,042.04	18	NITRO, WV
	MARTINO GARY J	28,713.50	56	ANMOORE, WV
	MARVIN J BAKER	2,177.00	3	RIPLEY, WV
*	MASCIO DAVID A LAW OFFICE OF	84,843.04	76	WEIRTON, WV
	MATHERLY JEFFREY K	67,546.58	52	MARTINSBURG, WV
	MAUSER BERNARD R	38,914.24	50	SUTTON, WV
	MAZE LESLIE L	25,198.45	25	ELIZABETH, WV
*	MAZZEI ROCCO E	32,906.41	19	CLARKSBURG, WV
	MCCAMIC SACCO & MCCOID PLLC	41,919.14	5	WHEELING, WV
*	MCCLUNG LAW OFFICES	128,091.10	273	CHARLESTON, WV
	MCCLURE GOAD PLLC	40,415.10	179	HUNTINGTON, WV
	MCCLURE LAW PLLC	475.00	2	CLARKSBURG, WV
	MCCOY INJURY LAW PLLC	5,850.23	5	FAIRMONT, WV
	MCCOY JAMES A	34,443.61	59	HAMLIN, WV
*	MCDERMOTT DANA P	2,915.74	2	MARTINSBURG, WV
*	MCDONALD STEVIE L THE LAW OFFICE OF	1,371.62	5	RIVESVILLE, WV
	MCGANN KIMBERLY E PLLC LAW OFFICE OF	26,550.46	50	HUNTINGTON, WV
	MCGEELAW	1,964.50	4	CHARLESTON, WV
	MCGRAW LAW OFFICES	98,281.99	114	PROSPERITY, WV
	MCLAUGHLIN DEBRA LAW OFFICE OF	34,314.57	54	BERKELEY SPRINGS, WV
	MCNEER HIGHLAND MCMUNN & VARNER LC	215,980.05	215	CLARKSBURG, WV
	MCPHAIL SHARI	3,844.50	2	WHEELING, WV
	MCQUADE RUTH A LAW OFFICE OF	7,807.81	12	SHEPHERDSTOWN, WV
*	MEADOWS TODD R	113,912.10	97	ONA, WV
	MEETEER JENNIFER D	6,607.50	2	PRINCETON, WV
	MICHAEL DIANE D	15,866.11	8	MANNINGTON, WV
	MICHAEL GREGORY G	82,904.71	215	FAIRMONT, WV
	MICHAEL NELSON M LC	17,471.00	33	KEYSER, WV
*	MICK REBECCA E	63,030.41	92	CHARLESTON, WV
	MIELKE WAYNE ROBERT	48,383.46	28	WELLSBURG, WV
	MILAM JAMES R II ATTORNEY AT LAW PLLC	11,335.00	27	SUMMERSVILLE, WV
	MILLER CHRISTOPHER H	494.00	4	MORGANTOWN, WV
*	MILLER JOSHUA J ATTORNEY AT LAW PLLC	79,663.05	130	BECKLEY, WV
*	MIRHOSEINI DAVID ATTORNEY AT LAW	13,680.16	6	BRIDGEPORT, WV
	MIZE LAW FIRM PLLC	10,996.66	8	BECKLEY, WV
*	MOFFATT CHRISTOPHER G	129,831.98	149	CHARLESTON, WV
*	MOLAW PLLC	112,132.12	148	WEIRTON, WV
*	MONK TERESA C LAW FIRM OF	113,829.07	69	WALTON, WV
	MONK TERESA CAROL ESTATE	22,835.78	7	WALTON, WV
*	MOORE & TISSUE A PROFESSIONAL CORPORATION	980.49	6	CHESTER, WV
	MOORE DAVID K	92,804.73	113	RIPLEY, WV
*	MOORE JUSTON H PLLC	30,067.99	58	WAYNE, WV
	MOORE LAW FIRM PLLC	15,254.42	26	FRANKLIN, WV
	MOOREHEAD CHRISTOPHER S	19,266.17	35	FAYETTEVILLE, WV
	MORAN JANE LAW OFFICES	4,269.17	7	TALLAHASSEE, FL
	MORELAND CATHE L PLLC	7,491.35	7	ROMNEY, WV
	MORELAND STEPHEN W	295.50	3	ROMNEY, WV
	MORGAN DAMON B	34,087.58	167	POINT PLEASANT, WV
*	MORGAN DEAN	14,958.32	37	MORGANTOWN, WV
*	MORGAN DENNIE S	97,308.59	115	MOUNT HOPE, WV
*	MORGAN E LAVOYD JR & ASSOCIATES LC	11,692.20	8	LEWISBURG, WV

* - Uses Third Party Financing

**PUBLIC DEFENDER SERVICES
APPOINTED COUNSEL FEES AND EXPENSES PAID**

FEES		ALPHABETICAL ORDER		
*	PAYEE	TOTAL \$	# OF CLAIMS	OFFICE LOCATION
	MORGAN TONY	33,892.50	53	GRANTSVILLE, WV
	MORGAN WARD LAW OFFICE OF	47,859.56	49	BLUEFIELD, WV
	MOSES JOSEPH J	146,994.63	60	WHEELING, WV
*	MOSKO JOSEPH	105,244.74	140	FAYETTEVILLE, WV
*	MOUNTAINEER LEGAL SERVICES PLLC	186,647.51	487	GRAFTON, WV
	MOYE LAW OFFICE	11,251.37	33	WINFIELD, WV
*	MUNOZ A JOSEPH LAW FIRM OF	73,624.00	58	PARKERSBURG, WV
*	MURPHY S SEAN PLLC	3,653.35	3	MORGANTOWN, WV
	MYERS JESSICA E	57,963.41	87	PARKERSBURG, WV
*	NANNERS & WILLETT LC LAW OFFICES OF	63,560.55	72	BUCKHANNON, WV
*	NANNERS LAW OFFICE PLLC	68,301.03	107	BUCKHANNON, WV
*	NAVY L VICTOR	100,319.41	134	BARBOURSVILLE, WV
	NEELY PAMELA JEAN GAMES ATTORNEY AT LAW	14,267.23	13	KEARNEYSVILLE, WV
*	NEISWONGER & WHITE	97,108.25	295	MOUNDSVILLE, WV
	NELSON LEGAL SERVICES LC	80,282.76	136	PETERSBURG, WV
*	NESSER LAW FIRM	183,691.73	207	HUNTINGTON, WV
	NESTOR WILLIAM T PLLC	94,370.03	175	ELKINS, WV
*	NEW STEPHEN P LC	14,200.63	59	BECKLEY, WV
	NEWBOLD WILEY W	10,890.72	1	MORGANTOWN, WV
	NOGAY CATHRYN A	48,619.47	26	WEIRTON, WV
*	NOLAN LAW FIRM	89,004.32	215	LAVALETTE, WV
	NOONAN & NOONAN LLC	19,671.38	9	CUMBERLAND, MD
	NOONE ROBERT T	15,356.44	3	GADSDEN, AL
	OGLE CANDACE L	16,926.00	91	MORGANTOWN, WV
	OLCOTT LAW OFFICE	3,158.75	9	CHARLESTON, WV
	ORNDORFF JOSHUA W PLLC	75,213.81	154	MOOREFIELD, WV
*	OSHOWAY F JOHN	112,461.91	141	GRANTSVILLE, WV
	PANEPINTO MARK D	217,566.65	81	WHEELING, WV
*	PARKULO JOHN F	56,798.00	67	DANIELS, WV
	PARTAIN LAW OFFICE	52,372.61	67	LOGAN, WV
	PAYNE DEBBIE FLOWERS LAW OFFICE OF	51,778.00	30	CHARLES TOWN, WV
	PELLEGRIN MARK P	6,361.00	7	MORGANTOWN, WV
	PENNINGTON DEANNA L	6,553.50	13	MORGANTOWN, WV
	PENNINGTON WILLIAM L	31,882.27	45	MORGANTOWN, WV
*	PETTIJOHN LAW GROUP LC	70,543.56	118	LEWISBURG, WV
*	PLANTS LAW FIRM PLLC	51,365.07	84	SOUTH CHARLESTON, WV
	POOL DELBY B & ASSOCIATES	3,682.10	2	CLARKSBURG, WV
	POWELL & MAJESTRO PLLC	13,110.52	17	CHARLESTON, WV
*	POWELL ANDREA P	31,165.52	17	PRINCETON, WV
*	POWELL ERIC K	118,680.43	178	PARKERSBURG, WV
	POWER BECK & MATZUREFF	19,753.84	25	MARTINSBURG, WV
	PRALL THOMAS J	53,596.84	120	WESTON, WV
	PRATT LENA D	25,776.00	36	LOGAN, WV
*	PRENTICE TIMOTHY H	104,450.63	222	ELKINS, WV
*	PRICE LOUIE T	1,333.00	1	CHARLESTON, WV
*	PRICE SHANNON NICOLE	35,886.63	44	BEACH BOTTOM, WV
	PRIM LAW FIRM PLLC	20,901.67	39	HURRICANE, WV
*	PRITT & PRITT PLLC	3,355.00	9	CHARLESTON, WV
*	PRITT & SPANO PLLC	103,983.60	211	CHARLESTON, WV
*	PRITT JUSTIN D PLLC LAW OFFICE OF	22,521.52	46	MILTON, WV
	PULLIN FOWLER FLANAGAN BROWN & POE PLLC	75,120.64	175	CHARLESTON, WV
*	RABER LAW OFFICES PLLC	42,078.82	84	SAINT MARYS, WV

* - Uses Third Party Financing

**PUBLIC DEFENDER SERVICES
APPOINTED COUNSEL FEES AND EXPENSES PAID**

FEES		ALPHABETICAL ORDER		
*	PAYEE	TOTAL \$	# OF CLAIMS	OFFICE LOCATION
	RADMAN SCOTT S	3,323.00	25	MORGANTOWN, WV
	RATLIFF & ASSOCIATES PC	17,209.54	48	CEDAR BLUFF, VA
*	RAY LAW PLLC	35,914.50	46	MORGANTOWN, WV
*	REBROOK EDWARD III	45,034.04	95	CHARLESTON, WV
*	REDMAN & PAYNE	19,784.79	16	CHARLESTON, WV
*	REDMAN TIFFANY D	41,652.50	35	CHARLESTON, WV
	REED JEFFREY B ATTORNEY PLLC	57,267.37	49	PARKERSBURG, WV
	REGULA RAE LYNN	927.56	3	BROWNFIELD, PA
	REGULA RAE LYNN ENTERPRISES LLC	60,987.77	78	BROWNFIELD, PA
	RESETER ANDREW TYLER	72,648.13	127	MORGANTOWN, WV
*	RICE WILLIAM T	72,557.38	56	MARTINSBURG, WV
*	RICHARDSON DAVID B LAW OFFICE	135,390.97	210	WINFIELD, WV
*	RICHARDSON IRA PLLC LAW OFFICE OF	28,803.36	49	CLARKSBURG, WV
	RICHARDSON RICHARDSON & CAMPBELL	20,489.15	67	PARKERSBURG, WV
	RISOVICH LAW OFFICES	1,551.37	1	WEIRTON, WV
	ROAHRIG RANDAL W	31,945.05	30	PRINCETON, WV
	ROBEY J LAW PLLC	29,044.11	44	BRIDGEPORT, WV
	ROBINSON & MCELWEE PLLC	45,484.39	18	CHARLESTON, WV
*	RODGERS JEFFREY S	71,587.86	98	LEWISBURG, WV
	RODRIGUEZ VANESSA LYNN LAW OFFICES OF	1,603.53	4	FAIRMONT, WV
	ROLLO EDMUND J	50,781.00	131	MORGANTOWN, WV
	ROLLO LANCE E	44,722.77	91	MORGANTOWN, WV
	ROOP & SMITH LAW OFFICE PLLC	19,414.50	20	BECKLEY, WV
	ROSE PADDEN PETTY TAYLOR & LILLY LC	196,042.17	296	FAIRMONT, WV
	ROSENLIEB DUANE C JR	762.50	1	SAINT ALBANS, WV
	ROSINSKY LAW OFFICE	271,767.76	175	HUNTINGTON, WV
	ROZAS LAW OFFICE LLC	44,854.28	69	CUMBERLAND, MD
*	RUMORA & RUMORA LC	107,669.35	246	WILLIAMSON, WV
*	RUTH LAW OFFICES PLLC	225,246.78	268	WINFIELD, WV
	SAAD DIXON LAW OFFICE PLLC	76,190.62	68	HUNTINGTON, WV
*	SAFCSAK MICHAEL PLLC LAW OFFICE OF	70,370.00	110	FAIRMONT, WV
*	SAL SELLARO CULPEPPER LEGAL GROUP PLLC	162,077.28	596	WESTOVER, WV
	SAMMONS OLIVERO & PARASCHOS PLLC	40,034.33	19	HUNTINGTON, WV
*	SANDERS & AUSTIN	63,897.13	76	HUNTINGTON, WV
	SANTA BARBARA M LAW OFFICE	61,698.45	158	MARTINSBURG, WV
	SAVILLE ROYCE B PLLC	27,050.60	91	ROMNEY, WV
	SAYRE TRAVIS LAW OFFICE OF	848.10	1	PARKERSBURG, WV
	SCALES LAW OFFICE	37,813.47	59	MARTINSBURG, WV
	SCANTLEBURY PHILLIP A	39,318.16	56	PRINCETON, WV
*	SCHAMBERGER LEGAL SERVICES	2,399.88	8	CLAY, WV
	SCHARF WILLIAM H	16,851.08	14	CHARLESTON, WV
*	SCHEETZ CHRISTOPHER A	48,404.63	41	FOLLANSBEE, WV
*	SCOTT JOHN A	41,122.96	72	CLARKSBURG, WV
	SELARIO MICHAEL D	7,699.75	16	CLARKSBURG, WV
	SELDEN LAW OFFICES LC	54,993.64	53	BECKLEY, WV
	SHAFFER LAW OFFICES	27,027.04	24	WHEELING, WV
	SHAFFER & SHAFFER	23,378.80	71	MADISON, WV
	SHAFFER LAW	109,765.42	196	CHARLESTON, WV
	SHAFFER MADIA LAW PLLC	3,697.80	2	MORGANTOWN, WV
	SHAHEEN LAW GROUP LLC	2,360.43	6	HUNTINGTON, WV
	SHARLEY MICHAEL J	14,468.21	38	WESTOVER, WV
*	SHAW & SHAW LC	79,697.76	205	POINT PLEASANT, WV

* - Uses Third Party Financing

**PUBLIC DEFENDER SERVICES
APPOINTED COUNSEL FEES AND EXPENSES PAID**

FEES		ALPHABETICAL ORDER		
*	PAYEE	TOTAL \$	# OF CLAIMS	OFFICE LOCATION
	SHAY JAMES EDWARD JR	96,168.37	120	BRUCETON MILLS, WV
*	SHERMAN LAWRENCE E JR LC	96,293.83	93	ROMNEY, WV
*	SHOUGH SCOTT A	93,886.26	211	FAIRMONT, WV
	SHREVE LAW FIRM	25,990.54	95	MORGANTOWN, WV
	SHUMAKER J BRANDON	24,297.51	31	MORGANTOWN, WV
	SIMMERMAN LAW OFFICE PLLC	7,071.42	8	CLARKSBURG, WV
*	SIMMONS HUNTER D	53,982.50	146	BUCKHANNON, WV
	SIMPKINS LAW OFFICE PLLC	21,141.06	55	WILLIAMSON, WV
*	SINKKANEN DREAMA D LAW OFFICES OF	91,105.69	118	CLARKSBURG, WV
*	SIRK TIMOTHY M	1,564.50	2	KEYSER, WV
	SKEEN HARRY KEITH	80,218.71	179	PHILIPPI, WV
	SKEEN KENNAD LEE II	289.50	1	RIPLEY, WV
	SKLAVOUNAKIS LAW OFFICE	86,468.00	121	WHEELING, WV
	SLATER ELISABETH A	5,834.00	2	WHEELING, WV
	SMITH CLINTON W	15,769.18	40	CHARLESTON, WV
	SMITH GREG K LAW OFFICES OF	5,492.57	9	WILLIAMSON, WV
	SMITH MCMUNN & GLOVER PLLC	30,290.71	73	CLARKSBURG, WV
	SMITH RICHARD D JR LAW OFFICES OF	18,597.33	15	PARKERSBURG, WV
*	SNEAD M E PLLC LAW FIRM OF	150,246.30	423	WEBSTER SPRINGS, WV
	SNYDER & HASSIG	17,074.07	15	NEW MARTINSVILLE, WV
	SOLOMON ALEXANDRIA A	17,516.32	15	DAVIS, WV
*	SOUTHERN WV LAW CLINIC	128,134.36	106	BECKLEY, WV
*	SPENIA LAW OFFICE PLLC	23,102.28	50	BARBOURSVILLE, WV
	SPILMAN THOMAS & BATTLE PLLC	5,459.09	6	CHARLESTON, WV
	STACY JAMES D	464.62	1	HUNTINGTON, WV
	STACY LAW OFFICES	3,095.47	13	MORGANTOWN, WV
	STAPLETON LAW OFFICES LC	442.50	1	HUNTINGTON, WV
	STARCHER HEATHER L LAW OFFICE OF	9,276.76	8	PARKERSBURG, WV
*	STARCHER KENNY R	104,957.83	113	CHARLESTON, WV
	STEDMAN & RIDDELL	140,902.67	310	MARTINSBURG, WV
	STEDMAN JASON LAW OFFICES OF	12,725.94	6	MARTINSBURG, WV
	STEED DEBRA L PLLC	54,900.00	52	PARKERSBURG, WV
*	STEELE BRANDON S	4,532.71	11	BECKLEY, WV
	STEPHENS GLORIA M	36,544.09	40	WELCH, WV
	STEPTOE & JOHNSON	20,933.97	19	BRIDGEPORT, WV
	STEWART JOYCE E	46,223.92	30	MOOREFIELD, WV
	STEWART P ZACHARY LAW OFFICE OF	31,846.69	28	WEIRTON, WV
	STOLLINGS HARLEY E	13,155.58	22	SUMMERSVILLE, WV
	STONE ROBERT C JR PLLC	8,321.80	6	MARTINSBURG, WV
	STROEBEL & JOHNSON PLLC	14,275.06	15	CHARLESTON, WV
*	STURM HEIDI M GEORGI	94,076.19	86	FAIRMONT, WV
*	SUMMERS WILLIAM B	41,761.19	162	PARKERSBURG, WV
	SUPPLE LAW OFFICES PLLC	355.00	2	POINT PLEASANT, WV
	SUTTON & JANELLE PLLC	3,161.57	11	MARTINSBURG, WV
*	TACKETT MICHELLE L ATTORNEY AT LAW PLLC	1,023.34	1	HAMLIN, WV
*	TATE REBECCA L	29,096.85	29	FAIRMONT, WV
*	TAYLOR & HINKLE ATTORNEY AT LAW INC	73,381.20	65	BECKLEY, WV
*	TAYLOR ALLISON R	92,262.14	114	FAYETTEVILLE, WV
	TAYLOR DONNA E	675.36	2	PARKERSBURG, WV
	TAYLOR JENNIFER N	20,631.80	87	CHARLESTON, WV
	TAYLOR PAUL G	53,060.16	62	MARTINSBURG, WV
	THARP LIOTTA & YOKUM LLP	76,510.31	89	FAIRMONT, WV

**PUBLIC DEFENDER SERVICES
APPOINTED COUNSEL FEES AND EXPENSES PAID**

FEES		ALPHABETICAL ORDER		
*	PAYEE	TOTAL \$	# OF CLAIMS	OFFICE LOCATION
	THE FORD LAW FIRM PLLC	54,399.94	77	LEWISBURG, WV
	THOMPSON & PARDO PLLC	886.00	1	CHARLES TOWN, WV
	THOMPSON DAVID G	33,721.26	108	PINEVILLE, WV
*	THOMPSON JOHN M	64,860.24	295	OAK HILL, WV
	THORNE STEVEN M	44,054.25	91	LOGAN, WV
	TICHENOR LAW OFFICE	34,987.58	47	FAIRMONT, WV
*	TINGLER GREGORY R	138,591.38	115	ELKINS, WV
	TIPTON LAW OFFICES	33,502.11	72	FAIRMONT, WV
	TISSUE PHILIP J	6,369.98	7	OAK HILL, WV
	TORRES GEORGE M	98,051.65	135	PARKERSBURG, WV
	TREADWAY JOHN H JR	79,753.92	117	MOOREFIELD, WV
	TROZZO LOWERY WESTON & ROCK	8,638.87	12	CUMBERLAND, MD
	TRUMP & TRUMP LC	3,488.50	3	BERKELEY SPRINGS, WV
	TUCKER GREGORY A PLLC	8,244.56	15	SUMMERSVILLE, WV
	TYREE EMBREE & ASSOCIATES PLLC	40,201.59	36	HURRICANE, WV
*	TYSON DAVID R	176,853.83	330	HUNTINGTON, WV
	VAN ZANT SUSAN J LC	62,007.78	116	WILLIAMSON, WV
*	VICTOR & VICTOR LLP	252,783.36	315	CHARLESTON, WV
	VITAL RICHARD L	24,879.23	32	BARBOURSVILLE, WV
*	WALKER LELA ATTY AT LAW PLLC	35,450.27	62	OCEANA, WV
*	WALL RANDALL D	71,692.40	425	HUNTINGTON, WV
	WALLACE MICHAEL K	40,873.33	61	SOUTH CHARLESTON, WV
	WALTERS & HEISHMAN PLLC	3,185.34	4	MOOREFIELD, WV
	WARD LAW OFFICES PLLC	5,600.92	8	BECKLEY, WV
*	WARMAN CHERYL L	44,961.36	66	MORGANTOWN, WV
	WARNICK ELIZABETH B ATTORNEY	2,353.01	11	BRUCETON MILLS, WV
	WEATHERHOLT LEGAL SERVICES PLLC	40,719.39	94	MOOREFIELD, WV
*	WEESE TRACY	43,354.91	17	SHEPHERDSTOWN, WV
*	WELLS H DILLON	130,134.49	93	PARKERSBURG, WV
	WESTON LAW A LEGAL CORP	6,551.34	6	HURRICANE, WV
	WHITE & CLYBURN LAW OFFICES	159,178.04	227	MOUNDSVILLE, WV
*	WHITE KEITH ATTORNEY AT LAW	2,045.72	3	SAINT MARYS, WV
	WHITE MAX H PLLC	64,617.73	182	KEYSER, WV
	WHITE THOMAS E	7,700.16	6	MOUNDSVILLE, WV
*	WHITEMAN BURDETTE PLLC	156,186.48	216	FAIRMONT, WV
	WHITEMAN FRANCES C	124,683.51	155	FAIRMONT, WV
*	WHITT MICHAEL R	148,092.90	94	LEWISBURG, WV
*	WIEDEL DIANA CARTER	105,696.72	85	WILLIAMSON, WV
*	WILCOX TIMBERA C	81,256.24	251	CHARLESTON, WV
*	WILDMAN ERIC KEITH	78,118.48	101	FAIRMONT, WV
	WILKINSON ROBERT E ATTORNEY AT LAW	16,737.14	20	HUNTINGTON, WV
*	WILLIAMS DEAN E	23,768.52	74	GLEN DALE, WV
	WILLIAMS JOHN E JR	84,596.93	152	PRINCETON, WV
	WILLIAMS TRENA PLLC LAW OFFICE OF	12,823.18	33	WESTON, WV
	WILSON CHRISTOPHER M PLLC LAW OFFICE OF	73,411.88	91	FAIRMONT, WV
*	WILSON LAW OFFICE	93,614.93	203	KEYSER, WV
*	WINTERS J MINGO ATTORNEY AT LAW PLLC	3,146.00	6	BECKLEY, WV
	WOLFE B SCOTT PLLC LAW OFFICE OF	48,991.90	57	HARRISVILLE, WV
*	WOLFE WHITE & ASSOCIATES	29,438.62	157	LOGAN, WV
	WOODS JEFF C LAW OFFICE OF	31,997.14	37	SCOTT DEPOT, WV
	WOODS JOHN	14,249.20	20	BELLEVILLE, WV
	WOOTON & WOOTON	183.94	1	BECKLEY, WV

* - Uses Third Party Financing

**PUBLIC DEFENDER SERVICES
APPOINTED COUNSEL FEES AND EXPENSES PAID**

FEES		ALPHABETICAL ORDER		
*	PAYEE	TOTAL \$	# OF CLAIMS	OFFICE LOCATION
*	WORKMAN ELLIOTT E PLLC	49,282.29	120	MADISON, WV
*	WRIGHT STEVEN MCKAY	94,094.77	125	HUNTINGTON, WV
*	YANNI LAW FIRM	41,896.64	165	MARTINSBURG, WV
	YOHO AARON PAUL	78,214.93	194	KINGWOOD, WV
	YOST BRIAN D	10,916.54	7	HURRICANE, WV
*	YOUNG WILLIAM PRENTICE	79,050.70	21	MARTINSBURG, WV
*	YOUNGER C CHRISTOPHER	29,368.92	43	HUNTINGTON, WV
*	YOUNGER CULLEN C ATTORNEY AT LAW	44,211.50	64	WILLIAMSON, WV
	ZERBE CARTER & ASSOCIATES PLLC	346.50	1	CHARLESTON, WV
APPOINTED COUNSEL VOUCHERS		27,755,787.15	42,618	

**PUBLIC DEFENDER SERVICES
APPOINTED COUNSEL FEES AND EXPENSES PAID**

DIRECT EXPENSE VOUCHERS		ALPHABETICAL ORDER		
*	PAYEE	TOTAL \$	# OF CLAIMS	OFFICE LOCATION
	ACCIDENT TECHNOLOGY INC	2,000.00	1	POWHATAN, VA
	ADAMS NEAL MD PC	891.00	1	SILVER SPRING, MD
	AMMONS GARY W	2,950.00	1	CLARKSBURG, WV
	APPLIED DNA RESOURCES	8,716.66	3	COLUMBUS, OH
	ARCCA INC	14,547.31	1	PENNS PARK, PA
	ASHBURN CAROL A	103.95	1	BRIDGEPORT, WV
	BAER TALIA M	555.04	3	RACINE, OH
	BALLARD REBECCA S.	92.40	1	HURRICANE, WV
	BEHAVIORAL SCIENCE ASSOCIATES INC	4,100.00	3	WHEELING, WV
	BERKHOUSE JOHN T	519.75	1	CROSS LANES, WV
	BETLERS REPORTING & LEGAL VIDEO SERVICES LLC	523.60	1	HUNTINGTON, WV
	BODE CELLMARK FORENSICS INC	2,000.00	1	LORTON, VA
	BONAZZO PRIVATE INVESTIGATIONS	1,560.80	1	GASSAWAY, WV
	BOYD FORENSIC PSYCHOLOGY SERVICES LLC	18,603.75	5	MERRIFIELD, VA
*	BREWSTER INVESTIGATIONS	22,083.02	20	RODERFIELD, WV
	BRIDGEWATER COUNSELING SERVICES PC	1,200.00	1	BRIDGEWATER, VA
*	BUZZO BILL J	7,531.88	7	BLUEFIELD, WV
*	CABELLS PRIVATE INVESTIGATION	52,931.59	70	CABIN CREEK, WV
	CAMPBELL JANETTE M	1,251.25	1	SUTTON, WV
	CANTIS INVESTIGATIVE SERVICES LLC	1,420.93	3	MORGANTOWN, WV
*	CAPITOL CITY INVESTIGATIONS LLC	4,966.08	6	SOUTH CHARLESTON, WV
	CATOCTIN COUNSELING CENTERS INC	2,500.00	1	FREDERICK, MD
	CHANDLER MARCIA L	3,667.90	6	GREENCASTLE, PA
	CHESLOCK TERRI R	4,838.05	4	FAIRMONT, WV
	CIOX HEALTH LLC	194.95	1	ATLANTA, GA
	CLARK MARIA K	225.60	1	BURLINGTON, WV
	CLAYMAN & ASSOCIATES PLLC	11,604.00	4	CHARLESTON, WV
	COFFINDAffer LARRY K	262.20	4	LOGAN, WV
	COMMUNITY CARE OF WEST VIRGINIA INC	250.00	1	ROCK CAVE, WV
*	CONFIDENTIAL INVESTIGATIONS & SERVICES	510.87	1	SAINT LOUIS, MO
	COOK SERVICES & INVESTIGATIONS	29,052.47	8	LOST RIVER, WV
	COOPERS INVESTIGATIVE AGENCY	6,476.42	8	BRIDGEPORT, WV
	CORNELL INVESTIGATIONS	12,593.20	39	HARRISVILLE, WV
	COUNSELING HOUSE LLC	2,000.00	1	PARKERSBURG, WV
	CYBERGENETICS CORP	19,316.00	2	PITTSBURGH, PA
	DANIEL JOHN S III	14,109.36	1	MIDLOTHIAN, VA
	DAVIS KATHY J	958.65	3	FT GAY, WV
	DEMUTH CONNIE D	1,684.50	7	HURRICANE, WV
	DIGITAL FORENSIC INVESTIGATIONS LLC	350.00	1	MORGANTOWN, WV
	DNA DIAGNOSTICS CENTER INC	4,241.45	1	FAIRFIELD, OH
	EASTERN PSYCHOLOGICAL SERVICES INC	4,800.00	4	ROMNEY, WV
	EDGEWOOD PRODUCTIONS LLC	488.03	2	HURRICANE, WV
	FORENSIC PSYCHIATRY PLLC	4,900.00	3	HUNTINGTON, WV
	FREMOUW SIGLEY & BAKER PSYCHOLOGICAL ASSOCIATES PLLC	26,825.00	14	MORGANTOWN, WV
	GINGER AVOCADO CONSULTANTS	1,500.00	1	BALTIMORE, MD
	HARDWAY MARK	1,500.00	1	COWEN, WV
	HENDERSHOT PROCESS SERVING & INVESTIGATIONS	636.31	2	PARKERSBURG, WV
	HERRON-RICE TRACY P	3,182.80	9	MARTINSBURG, WV
	HUDSON CLIFTON R PHD	850.00	1	CHARLESTON, WV
	HUNSAKER JOHN C III	175.49	1	LEXINGTON, KY
	HUNTER AMANDA R	531.30	1	HUNTINGTON, WV
	HURLEY MARY K	1,027.95	5	MARTINSBURG, WV

* - Uses Third Party Financing

**PUBLIC DEFENDER SERVICES
APPOINTED COUNSEL FEES AND EXPENSES PAID**

DIRECT EXPENSE VOUCHERS		ALPHABETICAL ORDER		
*	PAYEE	TOTAL \$	# OF CLAIMS	OFFICE LOCATION
	INDEPENDENT FORENSIC SERVICES LLC	1,000.00	1	CONIFER, CO
	JAWORSKI MICHELLE L	858.55	1	DILLONVALE, OH
	JOHNSTON BRENDA	750.00	1	WINCHESTER, VA
*	JONES INVESTIGATIONS	993.00	1	BLUEFIELD, WV
	KELLEY SHAMELLE D	1,401.40	2	CHARLESTON, WV
	KENTUCKY MEDICAL SERVICES FOUNDATION INC	6,312.50	1	LEXINGTON, KY
	KIDD INVESTIGATIONS INC	255.07	1	SAINT ALBANS, WV
	KL REPORTING	873.90	1	HUNTINGTON, WV
	KLM INVESTIGATIONS	2,953.25	3	WILLIAMSTOWN, WV
	KRADEL PAUL F	14,612.50	3	SHEPHERDSTOWN, WV
	LANDES SUSAN M	411.95	1	KEYSER, WV
	LANE INVESTIGATIONS LLC	482.10	1	GRAYSON, KY
	LANTERN MENTAL HEALTH INC	2,800.00	2	PINEVILLE, WV
	LAUREL RIDGE PSYCHOLOGICAL ASSOCIATES LLC	8,350.00	4	PRINCETON, WV
	MACDONALD ROBERT J AGENCY INC	233.43	1	CHARLESTON, WV
	MARANATHA PROFESSIONAL SERVICES LLC	373.00	1	DANIELS, WV
	MARTINEZ MAURICIO	1,500.00	1	WINCHESTER, VA
	MCCLELLAND SERVICES LLC	1,214.27	2	SHADY SPRINGS, WV
	MCCOY BILLY PRIVATE INVESTIGATIONS	1,761.50	4	MORGANTOWN, WV
	MDSTRESKI LLC	639.00	1	WHEELING, WV
	MEDLEY KAREN A	38.50	1	NITRO, WV
	MEDSTAR GEORGETOWN MEDICAL CENTER	1,200.00	1	WASHINGTON, DC
	MILLER BOBBY ANDERSON II ESTATE	1,800.00	1	HUNTINGTON, WV
*	MORRISON STEPHEN PRIVATE INVESTIGATIONS	45,142.91	37	BARBOURSVILLE, WV
	MORTON PAUL B	16,008.20	24	WAVERLY, WV
	MOUNTAIN STATE INVESTIGATIONS	1,032.25	1	LEWISBURG, WV
	MOUNTAIN STATE PSYCHOLOGICAL SERVICES PLLC	3,500.00	2	KEYSER, WV
	MUNDY BELINDA E	446.60	1	DUNBAR, WV
	OBRYAN INVESTIGATIONS LLC	5,406.26	11	CHARLESTON, WV
	OWENS ANNE R	764.65	4	LEWISBURG, WV
	OWENS FORENSIC CONSULTING PLLC	3,375.00	1	HARRISBURG, NC
	PANHANDLE ACCIDENT RECONSTRUCTION	7,612.05	4	MARTINSBURG, WV
	PATE PHILIP E	10,950.00	3	WINCHESTER, VA
	PATE PHILIP E PHD	18,025.00	7	WINCHESTER, VA
	PATTERSON LEGAL ASSISTING SERVICES	1,675.24	2	SOUTH CHARLESTON, WV
	PERRY HOLDINGS LLC	1,246.00	1	LOST CREEK, WV
	PETERS LARRY A INC	2,306.03	3	WINCHESTER, VA
	PSYCHOLOGICAL CONSULTING INC	2,250.00	3	MARTINSBURG, WV
	REALTIME REPORTERS LLC	863.30	1	CHARLESTON, WV
	RITCHIE CO SHERIFF	310.57	1	HARRISVILLE, WV
	ROOT DENNIS & ASSOCIATES INC	3,517.13	1	MOUNTAIN CITY, TN
	SAAR PSYCHOLOGICAL GROUP PLLC	2,600.00	2	SOUTH CHARLESTON, WV
	SALVEO CONSULTING PLLC	1,150.00	1	OAK HILL, VA
	SIMOPOULOS EUGENE	562.50	1	STAUNTON, VA
	SOLID ROCK INVESTIGATIONS LLC	15,094.15	21	RED HOUSE, WV
	STRANGE DERYN M	3,093.75	1	NEW YORK, NY
	STRICKER TANIA	385.00	1	PINCH, WV
	STYERS GERALD R	3,146.22	2	REEDSVILLE, PA
	TASA GROUP INC	14,436.00	3	BLUE BELL, PA
*	TONG DEAN	3,000.00	2	PORT RICHEY, FL
	UNIV OF VA INSTITUTE OF LAW PSYCHIATRY & PUBLIC POLICY	18,689.59	2	CHARLOTTESVILLE, VA
	VAUGHAN INVESTIGATIONS	10,198.85	23	BRADLEY, WV

* - Uses Third Party Financing

**PUBLIC DEFENDER SERVICES
APPOINTED COUNSEL FEES AND EXPENSES PAID**

DIRECT EXPENSE VOUCHERS		ALPHABETICAL ORDER		
*	PAYEE	TOTAL \$	# OF CLAIMS	OFFICE LOCATION
	VINCENT SHARON L	365.75	1	FAIRMONT, WV
	WANDLING NATALIE L	1,201.20	3	SCOTT DEPOT, WV
	WECHT CYRIL H & PATHOLOGY ASSOCIATES INC	5,000.00	1	PITTSBURGH, PA
	WILKERSON L DOUGLAS MD	13,518.75	1	BRYN MAWR, PA
	WILT COURT REPORTING	77.00	1	FAIRMONT, WV
	WINDOM DEBRA M	1,236.75	4	HARRISVILLE, WV
	WOODS INVESTIGATIONS	37,093.70	37	BECKLEY, WV
	WORD CHARLOTTE J	1,500.00	1	RICHMOND, VA
	YOUNG SHERI K	1,875.75	2	SUMMERSVILLE, WV
	DIRECT EXPENSE VOUCHERS	619,271.58	523	

**PUBLIC DEFENDER SERVICES
APPOINTED COUNSEL FEES AND EXPENSES PAID**

ROJAS

ALPHABETICAL ORDER

*	ROJAS				ALPHABETICAL ORDER			
	PAYEE	TOTAL \$	# OF CLAIMS	OFFICE LOCATION				
	BLUE RIDGE PSYCHOLOGICAL ASSOCIATES LLC	8,724.98	2	CROZET, VA				
	COOK SERVICES & INVESTIGATIONS	8,752.92	1	LOST RIVER, WV				
	FISCHER DAVID JOHN MD PC	5,500.00	1	WASHINGTON, DC				
	FREMOUW SIGLEY & BAKER PSYCHOLOGICAL ASSOCIATES PLLC	4,050.00	2	MORGANTOWN, WV				
	KELLEY SHAMELLE D	311.85	1	CHARLESTON, WV				
	MOUNTAIN STATE PSYCHOLOGICAL SERVICES PLLC	1,650.00	1	KEYSER, WV				
	PATE PHILIP E PHD	625.00	1	WINCHESTER, VA				
	SIMOPOULOS EUGENE	2,812.50	5	STAUNTON, VA				
	UNIV OF VA INSTITUTE OF LAW PSYCHIATRY & PUBLIC POLICY	9,225.00	1	CHARLOTTESVILLE, VA				
	ROJAS VOUCHERS	41,652.25	15					

PAYEE ATTORNEY		FY2019			FY2018			FY2017			FY2016			FY2015			
		# OF ATTSY	TOTAL \$	IN	OUT	TOTAL \$	IN	OUT	TOTAL \$	IN	OUT	TOTAL \$	IN	OUT			
CHILD LAW SERVICES INC	4	242,292.50	673.60	4,411.30	142,300.50	488.10	2,457.20	169,723.00	584.60	2,927.20	174,319.00	522.80	3,118.60	162,298.00	582.30	2,765.52	
			0.00	0.00	0.00	0.00	0.00	0.00	0.00	0.00	20,748.50	66.10	365.60	54,615.50	202.00	921.90	
		202,536.00	583.20	3,658.40	120,551.00	399.40	2,102.00	91,124.50	329.60	1,548.90	72,182.50	214.10	1,294.80	58,790.50	202.80	1,013.52	
		128.00	0.10	2.70	782.50	2.90	13.20	0.00	0.00	0.00	0.00	0.00	0.00	0.00	0.00	0.00	
		0.00	0.00	0.00	1,041.00	4.80	16.20	23,628.50	87.70	398.40	79,833.50	235.30	1,434.20	45,490.50	163.80	774.30	
		0.00	0.00	0.00	0.00	0.00	0.00	0.00	0.00	0.00	0.00	0.00	0.00	3,401.50	13.70	55.80	
		34,070.00	81.70	639.10	19,926.00	81.00	325.80	54,970.00	167.30	979.90	1,554.50	7.30	24.00	0.00	0.00	0.00	
		5,558.50	8.60	111.10	0.00	0.00	0.00	0.00	0.00	0.00	0.00	0.00	0.00	0.00	0.00	0.00	
ROSINSKY LAW OFFICE	1	240,885.50	565.90	4,535.60	122,864.90	382.50	2,177.83	118,121.00	334.70	2,141.46	100,782.00	414.90	1,640.30	58,576.50	144.00	1,093.70	
	2	232,900.00	502.10	4,450.30	196,714.50	460.20	3,706.70	195,479.44	477.50	3,654.27	260,687.00	828.60	4,596.17	190,962.50	546.10	3,454.80	
			0.00	0.00	0.00	0.00	0.00	0.00	0.00	0.00	14,766.00	47.10	260.10	8,034.50	38.80	122.50	
		66,204.50	147.40	1,258.30	75,289.00	191.90	1,395.90	78,139.00	200.30	1,447.10	90,021.00	274.20	1,604.40	66,140.50	194.60	1,188.70	
		166,695.50	354.70	3,192.00	121,425.50	268.30	2,310.80	117,340.44	277.20	2,207.17	155,900.00	507.30	2,731.67	116,787.50	312.70	2,143.60	
	1	209,039.50	737.60	3,579.90	74,256.50	274.60	1,253.50	12,846.50	49.90	213.40	21,322.00	52.70	397.70	2,754.00	5.40	53.40	
	13	206,111.50	561.50	3,769.20	84,967.00	188.00	1,616.60	83,885.50	241.70	1,515.00	2,349.00	10.80	36.60	32,746.00	82.10	609.10	
		9,151.00	15.20	181.40	20,700.00	36.00	408.00	2,382.00	10.20	38.20	1,092.50	1.30	22.40	0.00	0.00	0.00	
		2,299.50	1.80	48.50	3,631.00	4.70	73.90	0.00	0.00	0.00	0.00	0.00	0.00	0.00	0.00	0.00	
		0.00	0.00	0.00	20,618.00	19.30	430.30	17,309.00	22.60	352.00	0.00	0.00	0.00	5,655.00	3.30	120.90	
HAGER & LAWSON PLLC		1,856.00	6.40	32.00	1,576.00	2.30	31.70	0.00	0.00	0.00	0.00	0.00	0.00	0.00	0.00	0.00	
		48,617.00	85.90	956.30	2,812.50	2.70	58.60	0.00	0.00	0.00	0.00	0.00	0.00	0.00	0.00	0.00	
		0.00	0.00	0.00	0.00	0.00	0.00	0.00	0.00	0.00	110.00	1.00	1.00	97.50	1.50	0.00	
		0.00	0.00	0.00	681.00	5.70	6.90	727.50	4.20								

PUBLIC DEFENDER SERVICES
FY2019 HIGHEST COMPENSATED
TOTAL \$ AND TOTAL OF IN- AND OUT-OF-COURT HOURS
IN ORDER BY TOTAL \$

PAYEE ATTORNEY	# OF ATTY'S	FY2019			FY2018			FY2017			FY2016			FY2015		
		TOTAL \$	IN	OUT	TOTAL \$	IN	OUT	TOTAL \$	IN	OUT	TOTAL \$	IN	OUT	TOTAL \$	IN	OUT
BRIAN W BAILEY	1	161,533.50	619.50	2,694.80	81,699.50	316.90	1,357.80	82,877.50	268.70	1,453.60	71,092.50	207.30	1,280.40	9,696.50	29.20	173.30
HUGHART LAW OFFICE	1	160,425.50	358.90	3,046.60	80,619.00	176.70	1,536.30	100,617.00	285.60	1,823.40	114,097.00	287.30	2,120.50	119,014.00	421.10	2,036.50
LAW OFFICE OF DAVID B KELLEY	1	156,184.00	327.50	2,997.70	97,329.00	267.00	1,777.20	153,997.50	378.60	2,875.30	152,581.00	472.70	2,707.90	181,634.00	498.40	3,316.40
WHITEMAN BURDETTE PLLC	2	151,306.00	216.80	3,049.20	137,508.00	183.00	2,791.40	169,796.00	245.80	3,418.20	133,418.00	210.70	2,660.50	146,712.50	210.10	2,956.80
BABINEAU ROBYN		86,910.50	84.40	1,309.10	57,170.50	82.70	1,151.00	68,072.00	90.70	1,381.70	53,684.50	75.80	1,083.50	76,294.50	102.00	1,548.10
MINUTELLI MICHELLE		0.00	0.00	0.00	56,614.00	64.10	1,165.50	101,724.00	155.10	2,036.50	79,733.50	134.90	1,577.00	70,418.00	108.10	1,408.70
MINUTELLI VITO		64,395.50	84.40	1,309.10	23,723.50	36.20	474.90	0.00	0.00	0.00	0.00	0.00	0.00	0.00	0.00	0.00
WHITE & CLYBURN LAW OFFICES	2	150,605.50	413.30	2,749.80	84,584.00	244.90	1,525.90	77,148.00	256.50	1,343.90	10,780.00	39.50	182.50	0.00	0.00	0.00
CLYBURN BRENT		103,091.50	273.20	1,896.30	60,766.50	160.80	1,118.10	59,342.00	188.80	1,046.00	7,364.00	24.40	128.40	0.00	0.00	0.00
WHITE THOMAS E		47,514.00	140.10	853.50	23,817.50	84.10	407.80	17,806.00	67.70	297.90	3,416.00	15.10	54.10	0.00	0.00	0.00
SHARON K CHILDERS	1	149,603.50	353.30	2,814.20	124,579.00	327.20	2,295.80	147,726.50	396.70	2,709.80	141,130.50	372.00	2,598.90	141,009.00	335.10	2,649.50
MICHAEL R WHITT	1	147,591.00	270.90	2,888.50	170,456.00	255.40	3,419.00	200,240.00	337.00	3,963.00	205,628.00	377.80	4,023.80	141,062.00	273.40	2,739.80
JAMELLA L LOCKWOOD	1	145,565.00	451.30	2,582.90	99,789.00	296.40	1,789.40	119,606.00	331.00	2,179.80	118,099.50	362.10	2,101.40	118,362.00	394.80	2,060.00
GARRETT & GARRETT	3	144,552.00	319.20	2,751.20	127,342.00	320.90	2,366.30	249,179.00	543.40	4,752.40	174,938.50	392.00	3,321.30	129,477.00	275.10	2,479.90
GARRETT KAREN		27,048.00	66.30	505.30	31,760.50	74.00	598.90	79,070.50	187.70	1,486.00	43,298.00	102.10	814.70	69,155.50	158.60	1,307.70
GARRETT LARY		117,080.50	252.20	2,237.50	56,852.00	132.70	1,071.70	111,473.50	196.40	2,193.50	90,871.50	181.50	1,757.20	57,133.00	107.60	1,114.20
ORNDORFF JOSHUA		423.50	0.70	8.40	38,729.50	114.20	695.70	58,635.00	159.30	1,072.90	40,769.00	108.40	749.40	3,188.50	8.90	58.00
MOSES JOSEPH J	1	143,882.50	302.60	2,760.30	110,730.00	203.10	2,167.30	77,074.00	119.60	1,540.00	160,759.50	246.90	3,215.80	107,795.00	197.20	2,110.60
SAL SELLARO CULPEPPER LEGAL GROUP PLLC	4	138,008.00	413.20	2,470.00	74,161.00	231.80	1,313.20	158,508.50	387.70	2,962.40	180,102.50	449.50	3,353.00	217,699.00	545.30	4,050.10
ANDERSON DAVID		0.00	0.00	0.00	3,688.00	8.90	69.10	79,355.50	215.90	1,451.60	79,882.50	217.50	1,461.00	71,085.00	204.90	1,283.70
DANFORD JOHN		0.00	0.00	0.00	1,244.50	2.60	23.90	23,289.00	46.20	450.80	29,363.50	84.20	530.90	80,415.00	202.50	1,494.50
HUNT ASHLEY		0.00	0.00	0.00	8,226.50	29.50	140.20	15,761.00	50.50	277.30	0.00	0.00	0.00	0.00	0.00	0.00
NETHKEN STEPHANIE		75,351.50	254.20	1,307.30	43,352.00	127.30	779.50	6,993.00	16.20	132.00	0.00	0.00	0.00	0.00	0.00	0.00
ROGERS JOHN		49,158.00	125.10	911.70	0.00	0.00	0.00	0.00	0.00	0.00	0.00	0.00	0.00	0.00	0.00	0.00
SAL NATALIE		13,143.50	31.00	247.30	15,747.50	53.20	273.10	16,655.50	14.00	349.90	629.00	3.10	9.50	3,423.50	10.30	61.20
SELLARO AMBER		355.00	2.90	3.70	817.50	3.30	13.40	10,214.00	18.40	200.40	1,630.00	3.20	31.60	0.00	0.00	0.00
STOUT MATTHEW		0.00	0.00	0.00	0.00	0.00	0.00	0.00	0.00	0.00	8,624.00	25.30	155.10	14,771.00	45.10	263.10
THORN MATTHEW		0.00	0.00	0.00	1,085.00	7.00	14.00	2,335.50	9.00	38.90	7,188.00	13.80	139.80	4,871.50	17.00	83.70
VON DOLTEREN MARGARET		0.00	0.00	0.00	0.00	0.00	0.00	0.00	0.00	0.00	31,737.00	35.70	653.70	42,269.50	61.70	850.20
WILLIAMS ASHLEY		0.00	0.00	0.00	0.00	0.00	0.00	3,905.00	17.50	61.50	21,048.50	66.70	371.40	863.50	3.80	13.70
LAW FIRM OF M E SNEAD PLLC	1	137,143.50	621.30	2,150.20	82,940.00	334.60	1,359.80	41,242.50	180.00	656.50	0.00	0.00	0.00	0.00	0.00	0.00
GREGORY R TINGLER	1	136,761.00	303.60	2,600.60	78,799.50	67.70	542.20	0.00	0.00	0.00	13,877.50	25.40	271.70	0.00	0.00	0.00
DINARDI PETER D	1	136,699.50	285.00	2,626.10	55,786.50	127.80	1,055.10	41,812.50	123.00	751.50	32,581.50	91.20	592.30	38,522.00	98.20	714.20
STEDMAN & RIDDELL	3	135,916.00	739.70	1,951.90	90,896.50	447.80	1,373.10	27,780.50	130.60	428.70	0.00	0.00	0.00	0.00	0.00	0.00
BATTEN DYLAN		12,519.50	49.30	207.00	0.00	0.00	0.00	0.00	0.00	0.00	0.00	0.00	0.00	0.00	0.00	0.00
RIDDELL CHRISTIAN		54,193.50	302.40	767.50	25,989.50	136.00	381.10	19,628.50	92.90	302.00	0.00	0.00	0.00	0.00	0.00	0.00
STEDMAN JASON		69,203.00	388.00	977.40	64,907.00	311.80	992.00	8,152.00	37.70	126.70	0.00	0.00	0.00	0.00	0.00	0.00
EDMOND & BAUM PLLC	1	134,001.00	184.50	2,711.30	68,679.00	128.70	1,340.30	14,165.50	34.40	265.10	0.00	0.00	0.00	0.00	0.00	0.00
BAUM MICHAEL		134,001.00	184.50	2,711.30	68,679.00	128.70	1,340.30	14,165.50	34.40	265.10	0.00	0.00	0.00	0.00	0.00	0.00
LAW OFFICE OF LISA A GREEN	1	133,600.50	312.30	2,517.80	48,727.50	102.00	935.50	99,734.50	176.90	1,960.80	43,873.50	52.80	898.70	0.00	0.00	0.00
LYONS PHILLIPS LEGAL GROUP PLLC	2	132,436.50	168.60	2,699.50	37,394.00	31.00	786.20	0.00	0.00	0.00	0.00	0.00	0.00	0.00	0.00	0.00
LYONS TERESA		28,332.00	91.80	497.00	7,564.00	19.10	140.50	0.00	0.00	0.00	0.00	0.00	0.00	0.00	0.00	0.00
PHILLIPS TODD		104,104.50	76.80	2,202.50	29,830.00	11.90	645.70	0.00	0.00	0.00	0.00	0.00	0.00	0.00	0.00	0.00
CAMPBELL & SMITH PLLC	2	129,588.50	492.40	2,168.50	69,421.50	278.10	1,141.00	75,972.00	292.30	1,266.06	51,731.00	221.80	829.20	0.00	0.00	0.00
CAMPBELL ADAM		70,871.00	290.50	1,155.30	29,891.00	152.20	444.40	31,536.00	146.70	488.90	31,371.00	145.20	487.40	0.00	0.00	0.00
SMITH MATTHEW		58,717.50	201.90	1,013.20	39,530.50	125.90	696.60	44,436.00	145.60	777.16	20,360.00	76.60	341.80	0.00	0.00	0.00
JEFFERY A DAVIS	1	128,110.00	198.20	2,560.60	123,066.00	193.50	2,455.30	57,119.50	106.70	1,115.20	3,583.50	13.80	59.70	0.00	0.00	0.00
MAGANN LAW OFFICE PLLC	1	126,475.50	159.90	2,579.60	120,102.50	130.60	2,480.30	119,815.50	177.00	2,406.90	114,903.50	202.30	2,261.20	95,475.00	202.20	1,829.60
GREGG PHILLIP DAVIS	1	126,046.50	442.20	2,162.30	132,828.00	464.70	2,280.50	62,709.00	199.20	1,105.80	38,762.50	109.10	703.80	5,535.50	14.20	102.50
R KEITH FLINCHUM	1	125,489.00	247.60	2,431.00	75,831.50	151.30	1,466.60	101,435.00	291.40	1,833.20	92,761.56	305.51	1,620.07	141,335.50	381.80	2,589.30
FRANCES C WHITEMAN	1	121,132.50	219.00	2,375.50	57,889.00	82.40	1,167.40	84,154.00	147.80	1,656.60	73,870.00	130.40	1,453.20	108,502.00	189.80	2,137.00

PUBLIC DEFENDER SERVICES
FY2019 HIGHEST COMPENSATED
TOTAL \$ AND TOTAL OF IN- AND OUT-OF-COURT HOURS
IN ORDER BY TOTAL \$

PAYEE ATTORNEY	# OF ATTY'S	FY2019			FY2018			FY2017			FY2016			FY2015		
		TOTAL \$	IN	OUT	TOTAL \$	IN	OUT	TOTAL \$	IN	OUT	TOTAL \$	IN	OUT	TOTAL \$	IN	OUT
WELLS H DILLON	1	120,831.00	291.90	2,263.50	90,141.50	193.60	1,723.50	97,826.50	171.50	1,926.20	118,322.00	223.60	2,306.40	103,256.50	217.10	1,981.00
ISNER LAW OFFICE LC INC	3	120,738.00	515.40	1,938.60	75,658.50	361.80	1,158.70	20,770.00	87.20	335.60	0.00	0.00	0.00	0.00	0.00	0.00
CLIFFORD MICHAEL		4,240.50	14.70	73.00	0.00	0.00	0.00	0.00	0.00	0.00	0.00	0.00	0.00	0.00	0.00	0.00
FUELLHART DAVID		109,626.00	471.00	1,755.80	65,777.50	317.30	1,003.40	6,965.00	37.30	100.90	0.00	0.00	0.00	0.00	0.00	0.00
ISNER PHILLIP		6,871.50	29.70	109.80	9,881.00	44.50	155.30	13,805.00	49.90	234.70	0.00	0.00	0.00	0.00	0.00	0.00
MARK A BRAMBLE	1	120,432.50	373.30	2,128.40	56,950.50	219.30	948.80	22,466.98	73.50	393.10	0.00	0.00	0.00	0.00	0.00	0.00
MCCLUNG LAW OFFICES	1	120,035.50	555.20	1,865.50	82,100.50	309.50	1,377.40	48,428.50	191.00	800.30	7,648.50	36.60	117.10	0.00	0.00	0.00
L SCOTT BRISCOE	1	119,999.00	577.00	1,833.20	74,773.50	400.80	1,082.70	96,015.50	532.90	1,364.00	80,511.10	582.70	947.46	116,292.00	581.10	1,744.90
SOUTHERN WV LAW CLINIC	1	118,814.50	210.20	2,336.70	72,093.00	193.20	1,323.00	88,642.00	223.70	1,646.70	71,550.50	212.20	1,288.50	85,933.50	307.20	1,465.90
MOFFATT CHRISTOPHER G	1	116,470.00	380.30	2,038.90	127,368.00	350.10	2,324.70	103,513.00	243.20	1,949.00	124,399.00	316.40	2,307.40	165,409.24	360.20	3,155.47
LAW OFFICE OF ROBBY N LONG LC	1	116,289.00	385.13	2,027.90	117,561.00	415.50	2,012.30	104,093.00	378.40	1,766.60	115,894.50	453.00	1,921.10	77,273.00	387.40	1,157.60
LAW OFFICE OF KAREN S HATFIELD PLLC	1	114,139.00	252.60	2,171.56	57,333.50	133.05	1,081.90	78,480.00	205.20	1,447.60	0.00	0.00	0.00	0.00	0.00	0.00
RICHARDSON DAVID B LAW OFFICE	1	113,773.50	393.30	1,960.20	78,710.50	359.60	1,229.70	79,747.00	398.60	1,196.40	69,589.00	329.00	1,071.20	30,159.00	135.90	473.90
ANDREW B CHATTIN	1	110,377.50	477.30	1,763.40	90,320.50	336.20	1,521.50	66,767.50	243.50	1,132.00	80,325.00	269.10	1,396.30	91,471.50	275.40	1,634.90
HERBERT L HVELY	1	110,129.50	399.20	1,870.70	93,916.50	354.90	1,574.40	104,160.00	366.90	1,784.70	111,181.50	305.10	2,030.00	121,569.50	311.50	2,251.60
ARNOLD & BAILEY PLLC	3	109,370.00	441.10	1,793.30	33,481.50	147.90	530.40	38,183.50	159.80	617.70	71,657.00	314.50	1,138.10	40,804.00	191.60	630.00
ARNOLD S ANDREW		64,435.00	263.00	1,052.00	9,449.00	49.90	137.90	24,029.50	98.30	392.00	42,523.50	208.50	643.80	33,661.50	140.70	544.80
KIRKLAND J DANIEL		29,833.00	138.50	462.90	19,233.50	65.50	332.80	11,366.50	43.40	189.90	13,252.50	50.40	221.70	681.00	3.90	9.50
STROECH CHRISTOPHER		15,102.00	39.60	278.40	4,799.00	32.50	59.70	2,787.50	18.10	35.80	15,881.00	55.60	272.60	6,461.50	47.00	75.70
TODD R MEADOWS	1	107,290.50	459.30	1,720.80	80,562.50	343.30	1,294.40	70,489.50	261.30	1,189.00	30,451.50	69.30	576.60	4,129.50	6.00	83.10
CROCKETT LAW	1	106,834.00	355.70	1,860.30	13,416.00	13.80	278.20	46,337.50	109.40	871.70	49,980.00	162.60	875.80	1,027.00	2.30	19.50
LAW FIRM OF TERESA C MONK		104,526.50	186.10	2,054.00	97,983.50	151.90	1,958.00	76,259.00	106.30	1,541.10	80,535.50	121.00	1,614.90	91,040.50	206.60	1,724.70
KENNY R STARCHER	1	104,358.00	482.20	1,622.56	61,152.00	261.30	981.50	67,328.00	292.00	1,074.40	16,314.64	98.90	219.69	0.00	0.00	0.00
F JOHN OSHOWAY	1	104,214.00	433.50	1,689.70	61,562.00	244.90	1,014.30	55,145.00	250.30	863.90	66,699.00	288.00	1,066.20	74,642.50	266.90	1,273.20
WIEDEL DIANA CARTER	1	104,131.50	247.80	1,956.10	99,317.00	269.20	1,818.20	126,678.32	395.59	2,243.67	53,687.79	395.76	621.41	154,494.50	710.80	2,406.50
ERICK POWELL	1	103,974.50	221.50	1,990.60	60,519.50	126.40	1,162.30	123,687.00	250.20	2,387.20	72,483.00	98.40	1,468.60	126,524.00	223.20	2,489.24
HOLLY W HINERMAN	1	103,849.00	188.00	2,036.20	96,189.50	143.20	1,930.70	83,305.50	132.60	1,659.70	57,377.50	98.00	1,133.50	52,840.50	64.20	1,081.50
MOLAW PLLC	1	103,326.50	287.20	1,881.30	61,573.00	155.00	1,144.40	0.00	0.00	0.00	0.00	0.00	0.00	0.00	0.00	0.00
PRITT & SPANO PLLC	2	103,081.00	324.80	1,821.53	86,593.00	274.70	1,527.50	74,570.50	244.10	1,304.53	0.00	0.00	0.00	0.00	0.00	0.00
PRITT ALAN		16,842.00	39.30	317.50	21,575.50	60.20	392.50	19,148.00	50.20	353.00	0.00	0.00	0.00	0.00	0.00	0.00
SPANIO JOSEPH		86,239.00	285.50	1,504.03	65,017.50	214.50	1,135.00	55,422.50	193.90	951.53	0.00	0.00	0.00	0.00	0.00	0.00
TIMOTHY H PRENTICE	1	102,846.00	428.10	1,667.10	62,944.50	217.50	1,084.60	95,011.50	375.90	1,568.40	102,082.50	393.30	1,700.40	83,780.50	323.30	1,394.80
JOSEPH MOSKO	1	102,695.00	256.30	1,911.90	66,966.50	138.70	1,287.80	40,224.00	89.98	763.90	0.00	0.00	0.00	0.00	0.00	0.00
J A M LAW PLLC	1	102,463.00	315.80	1,820.80	90,086.50	282.20	1,594.30	88,118.50	234.20	1,619.90	95,235.50	280.00	1,711.90	51,275.00	120.70	965.10
ESQUE LAW OFFICE	1	101,093.50	432.50	1,621.80	73,963.50	303.60	1,205.10	75,977.50	286.90	1,272.87	122,668.50	464.10	2,055.60	135,558.50	479.50	2,319.80
CHAPMAN NATE		0.00	0.00	0.00	0.00	0.00	0.00	0.00	0.00	0.00	50,564.50	172.70	874.20	30,442.00	104.60	525.40
ESQUE BRYAN		101,093.50	432.50	1,621.80	73,963.50	303.60	1,205.10	75,977.50	286.90	1,272.87	72,104.00	291.40	1,181.40	95,119.00	359.00	1,595.20
PRITT JUSTIN		0.00	0.00	0.00	0.00	0.00	0.00	0.00	0.00	0.00	0.00	0.00	0.00	8,371.00	11.30	169.70
SUNVOY ELIZABETH		0.00	0.00	0.00	0.00	0.00	0.00	0.00	0.00	0.00	0.00	0.00	0.00	1,626.50	4.60	29.50
KOSTENKO & OSGOOD LC	2	101,044.00	325.40	1,775.40	12,965.00	48.40	218.20	2,994.50	10.00	52.10	0.00	0.00	0.00	0.00	0.00	0.00
KOSTENKO CHRISTINA		71,449.00	232.10	1,252.50	12,965.00	48.40	218.20	2,994.50	10.00	52.10	0.00	0.00	0.00	0.00	0.00	0.00
OSGOOD AMY		29,595.00	93.30	522.90	0.00	0.00	0.00	0.00	0.00	0.00	0.00	0.00	0.00	0.00	0.00	0.00
LAW OFFICE OF NICHOLAS FORREST COLVIN ESQ PLLC	1	100,381.00	262.10	1,852.10	26,705.50	55.70	513.00	70,519.50	162.00	1,333.10	103,192.50	241.80	1,943.90	85,682.50	259.10	1,529.80

[Page intentionally left blank]

Appendix E

Historical Overview



Melissa Giggenbach and Marjorie McDiarmid accept the Fourth Annual Award for Outstanding Scholarship in Criminal Law on behalf of the West Virginia Innocence Project from Dana Eddy and Department of Administration Cabinet Secretary Allan McVey

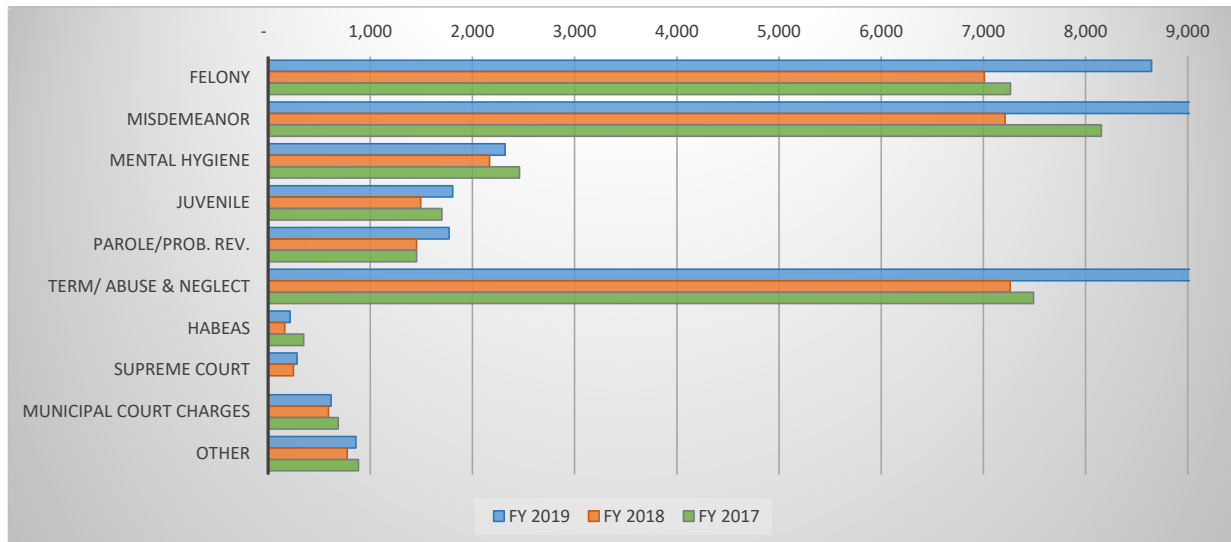
Panel Attorney Three Year Comparisons:

- Claims Paid Without Direct Expenses or Supplementals
- Expenses Paid by Case Type
- Expenses Paid by Expense Type
- Travel Expenses & Investigator Expenses (as Percentage of Total Expenses)
- Hours Paid
- In/Out of Court
- Average Costs by Case Type Without Supplemental or Direct Expenses

Panel Attorney/PDC Historical Overview of Key Indicators

**PUBLIC DEFENDER SERVICES
APPOINTED COUNSEL CLAIMS PAID
Without Supplementals and Direct Expenses
Three Year Comparison¹**

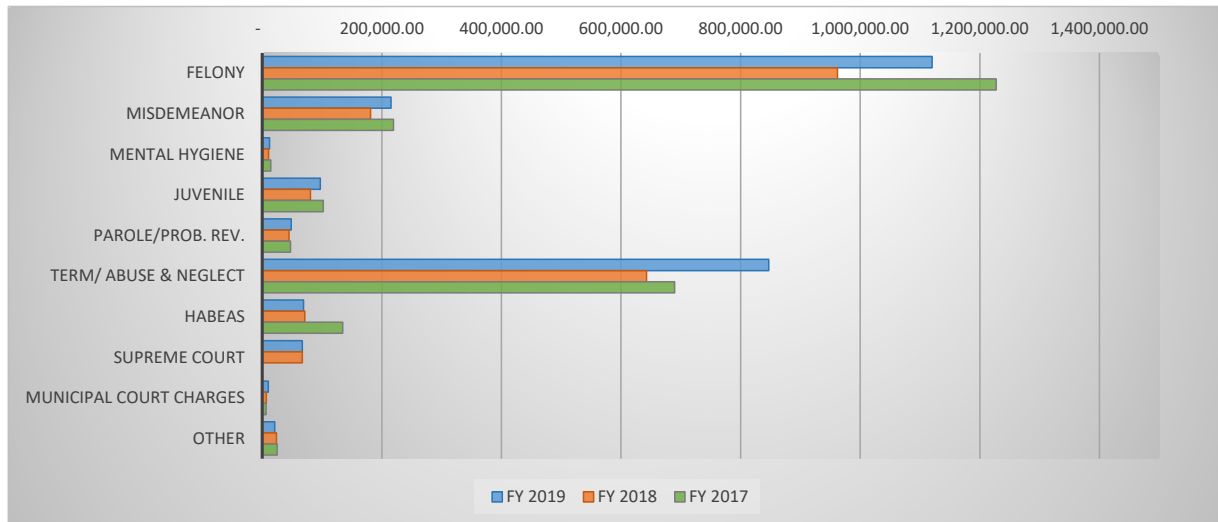
Case Type	FY 2019	FY 2018	FY 2017
Felony	8,645	7,010	7,266
Misdemeanor	9,361	7,213	8,155
Mental Hygiene	2,321	2,166	2,461
Juvenile	1,807	1,493	1,702
Parole/Prob. Rev.	1,771	1,452	1,452
Term/ Abuse & Neglect	10,892	7,262	7,490
Habeas	215	162	349
Supreme Court	282	248	-
Municipal Court Charges	615	590	686
Other	860	774	883
Mag. Ct. Appeal, Mandamus/Prohibition, Extradition, Contempt, Fugitive, Misc.			
Total Claims Paid	36,769	28,370	30,444



¹Beginning in FY2018, PDS began reporting Habeas and Supreme Court cases as separate categories.

**PUBLIC DEFENDER SERVICES
APPOINTED COUNSEL EXPENSES PAID
Including Supplementals and Direct Expenses
Three Year Comparison¹**

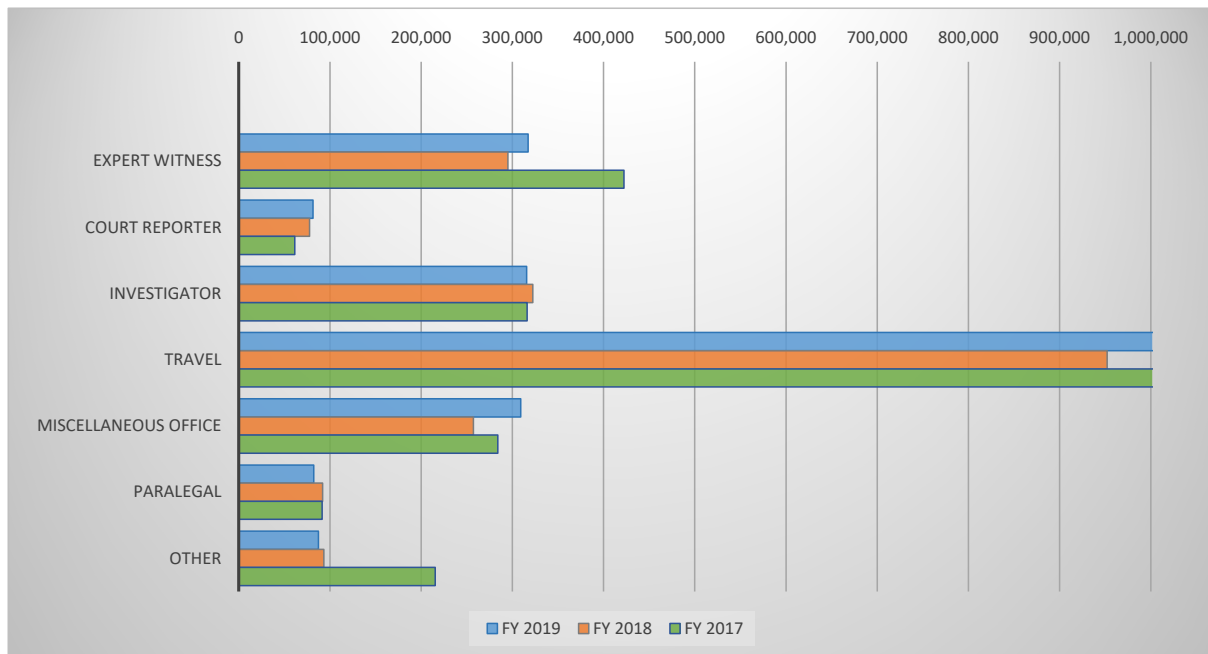
Case Type	FY 2019	FY 2018	FY 2017
Felony	1,120,110.96	961,866.05	1,227,229.70
Misdemeanor	215,255.39	181,241.88	219,299.40
Mental Hygiene	12,430.04	10,748.30	14,233.77
Juvenile	96,978.73	80,463.47	101,993.57
Parole/Prob. Rev.	48,469.88	44,969.62	47,438.38
Term/ Abuse & Neglect	846,932.23	642,446.40	689,583.56
Habeas	69,290.80	71,038.66	134,537.30
Supreme Court	67,009.03	66,908.65	-
Municipal Court Charges	10,060.51	6,864.12	6,372.85
Other	21,004.27	23,733.75	24,977.55
Mag. Ct. Appeal, Mandamus/Prohibition, Extradition, Contempt, Fugitive, Misc.			
Total Claims Paid	2,507,541.84	2,090,280.90	2,465,666.08



¹Beginning in FY2018, PDS began reporting Habeas and Supreme Court cases as separate categories.

PUBLIC DEFENDER SERVICES
APPOINTED COUNSEL EXPENSES BY EXPENSE TYPE
Including Supplementals and Direct Expenses
Three Year Comparison

EXPENSE CATEGORY	FY 2019		FY 2018		FY 2017	
	TOTAL \$	%	TOTAL \$	%	TOTAL \$	%
Expert Witness	317,248.49	12.65%	295,236.43	14.12%	422,498.60	17.14%
Court Reporter	81,470.69	3.25%	77,758.79	3.72%	61,427.96	2.49%
Investigator	315,550.45	12.58%	322,489.29	15.43%	316,225.17	12.83%
Travel	1,314,342.80	52.42%	952,111.89	45.55%	1,074,426.43	43.58%
Miscellaneous Office	309,248.25	12.33%	257,355.21	12.31%	284,128.44	11.52%
Paralegal	82,383.64	3.29%	92,046.97	4.40%	91,583.55	3.71%
Other	87,297.52	3.48%	93,282.32	4.46%	215,375.93	8.73%
Total Claims Paid	2,507,541.84		2,090,280.90		2,465,666.08	



PUBLIC DEFENDER SERVICES
TRAVEL EXPENSES AND INVESTIGATOR EXPENSES AS PERCENTAGES OF TOTAL EXPENSES
Three Year Comparison

Circuit County	FY 2019				FY 2018				FY 2017							
	Invest. \$	Invest. %	Travel \$	Travel %	Total Expense \$	Invest. \$	Invest. %	Travel \$	Travel %	Total Expense \$	Invest. \$	Invest. %	Travel \$	Travel %	Total Expense \$	
01 Circuit																
	BROOKE	0.00	0.00%	19,825.14	69.43%	28,554.83	0.00	0.00%	16,262.45	71.30%	22,808.52	8,255.44	26.62%	15,446.00	49.80%	31,015.27
	HANCOCK	6.00	0.02%	19,167.49	74.39%	25,766.19	0.00	0.00%	17,000.37	56.83%	29,915.33	0.00	0.00%	23,362.69	74.95%	31,170.19
	OHIO	3,841.67	6.31%	19,962.64	32.80%	60,864.04	1,225.00	3.44%	15,371.79	43.14%	35,632.53	0.00	0.00%	35,488.36	38.65%	34,900.36
	Total	3,847.67	3.34%	58,955.27	51.18%	115,185.06	1,225.00	1.39%	48,634.61	55.04%	88,356.38	8,255.44	8.50%	52,297.05	53.87%	97,085.82
02 Circuit																
	MARSHALL	0.00	0.00%	4,864.55	33.66%	14,454.11	0.00	0.00%	3,962.63	79.55%	4,981.18	1,306.51	22.21%	3,753.72	63.81%	5,882.95
	TYLER	0.00	0.00%	9,155.86	94.78%	9,659.80	0.00	0.00%	6,486.24	70.07%	9,256.61	0.00	0.00%	4,839.26	83.97%	5,762.76
	WETZEL	1,264.89	6.63%	15,964.51	83.71%	19,070.30	1,234.26	18.54%	4,872.03	73.18%	6,657.46	0.00	0.00%	6,882.98	75.70%	9,092.30
	Total	1,264.89	2.93%	29,984.92	69.43%	43,184.21	1,234.26	5.91%	15,320.90	73.32%	20,895.25	1,306.51	6.30%	15,475.96	74.63%	20,738.01
03 Circuit																
	DODDRIDGE	6,041.31	13.93%	21,547.77	49.69%	43,364.01	11,676.00	43.59%	12,584.99	46.99%	26,784.13	10,947.92	29.18%	20,145.01	53.70%	37,515.29
	PLEASANTS	8,039.03	36.64%	21,269.50	55.92%	21,940.27	7,021.75	44.68%	6,839.82	43.52%	15,716.77	6,090.45	33.90%	8,992.81	50.05%	17,967.50
	RITCHIE	11,291.45	37.21%	14,744.62	48.59%	30,342.42	9,857.75	32.76%	10,564.51	35.11%	30,086.67	9,284.26	30.73%	15,406.05	50.99%	30,211.06
	Total	25,371.79	26.53%	48,561.89	50.77%	95,646.70	28,555.50	39.34%	29,989.32	41.31%	72,587.57	26,322.63	30.72%	44,543.87	51.98%	85,693.85
04 Circuit																
	WIRT	0.00	0.00%	3,135.54	75.10%	4,175.37	0.00	0.00%	2,413.91	72.83%	3,314.66	6,650.89	31.44%	3,174.62	15.01%	21,154.73
	WOOD	10,846.34	14.37%	19,751.08	26.18%	75,455.91	10,863.70	13.57%	22,519.37	28.12%	80,076.86	20,486.38	21.49%	27,030.40	28.35%	95,337.43
	Total	10,846.34	13.62%	22,886.62	28.74%	79,631.28	10,863.70	13.03%	24,933.28	29.90%	83,391.52	27,137.27	23.30%	30,205.02	25.93%	116,492.16
	05 Circuit															
CALHOUN		6,330.62	28.58%	14,146.50	63.87%	22,149.96	0.00	0.00%	13,246.84	51.44%	25,750.30	967.40	5.77%	13,192.70	78.74%	16,753.74
JACKSON		10,630.53	16.64%	43,096.95	67.47%	63,873.11	0.00	0.00%	20,702.07	62.67%	33,033.66	395.52	0.96%	25,929.39	62.89%	41,230.11
MASON		2,971.65	7.79%	23,776.66	62.31%	38,160.08	1,103.05	4.35%	14,906.15	58.72%	25,385.40	2,446.14	11.19%	12,846.87	58.79%	21,853.69
ROANE		853.19	1.96%	35,953.71	82.74%	43,455.22	0.00	0.00%	23,744.65	88.21%	26,916.82	1,472.84	5.07%	17,469.01	60.11%	29,063.09
Total	20,785.99	12.40%	116,973.82	69.78%	167,638.37	1,103.05	0.99%	72,599.71	65.35%	111,086.18	5,281.90	4.85%	69,437.97	63.76%	108,900.63	
06 Circuit																
	CABELL	37,026.57	40.07%	21,495.07	23.26%	92,405.15	18,996.19	23.47%	20,071.58	24.80%	80,929.57	2,737.20	4.92%	21,526.11	38.69%	55,634.57
	Total	37,026.57	40.07%	21,495.07	23.26%	92,405.15	18,996.19	23.47%	20,071.58	24.80%	80,929.57	2,737.20	4.92%	21,526.11	38.69%	55,634.57
	07 Circuit															
		LOGAN	630.00	1.39%	30,112.60	66.29%	45,427.83	1,551.45	5.84%	14,659.25	55.17%	26,573.22	0.00	0.00%	14,311.29	56.71%
Total		630.00	1.39%	30,112.60	66.29%	45,427.83	1,551.45	5.84%	14,659.25	55.17%	26,573.22	0.00	0.00%	14,311.29	56.71%	25,234.10
08 Circuit																
		MCDOWELL	17,388.10	33.23%	25,642.97	49.01%	52,325.99	26,022.87	47.87%	12,409.91	22.83%	54,363.86	17,959.77	19.67%	20,084.75	21.99%
	Total	17,388.10	33.23%	25,642.97	49.01%	52,325.99	26,022.87	47.87%	12,409.91	22.83%	54,363.86	17,959.77	19.67%	20,084.75	21.99%	91,315.14
	09 Circuit															
		MERCER	28,531.70	15.65%	76,463.92	41.94%	182,323.39	21,173.10	14.70%	68,939.14	47.87%	144,002.80	26,613.96	12.25%	84,347.07	38.84%
Total		28,531.70	15.65%	76,463.92	41.94%	182,323.39	21,173.10	14.70%	68,939.14	47.87%	144,002.80	26,613.96	12.25%	84,347.07	38.84%	217,177.98
10 Circuit																
		RALEIGH	5,351.19	6.64%	58,797.03	72.93%	80,615.90	7,272.78	9.13%	49,211.31	61.76%	79,680.50	8,674.73	10.55%	51,141.36	62.21%
	Total	5,351.19	6.64%	58,797.03	72.93%	80,615.90	7,272.78	9.13%	49,211.31	61.76%	79,680.50	8,674.73	10.55%	51,141.36	62.21%	82,210.80
	11 Circuit															
		GREENBRIER	0.00	0.00%	2,908.78	24.29%	11,976.01	2,891.03	16.01%	2,390.03	13.23%	18,061.66	63.60	1.06%	2,805.50	46.89%
POCAHONTAS		0.00	0.00%	7,968.47	77.21%	10,320.44	0.00	0.00%	8,714.95	84.41%	10,324.33	0.00	0.00%	13,136.17	93.58%	14,037.82
Total		0.00	0.00%	10,877.25	48.78%	22,296.45	2,891.03	10.18%	11,104.98	39.12%	28,385.99	63.60	0.32%	15,941.67	79.63%	20,020.82
12 Circuit																
	FAYETTE	0.00	0.00%	17,220.51	74.45%	23,129.33	1,488.56	10.97%	8,923.54	65.77%	13,567.57	1,461.53	8.90%	11,011.32	67.03%	16,426.72
	Total	0.00	0.00%	17,220.51	74.45%	23,129.33	1,488.56	10.97%	8,923.54	65.77%	13,567.57	1,461.53	8.90%	11,011.32	67.03%	16,426.72
	13 Circuit															
		KANAWHA	44,355.62	36.99%	46,751.89	38.99%	119,914.03	55,957.68	42.53%	36,229.07	27.53%	131,581.33	75,589.68	45.09%	36,352.51	21.69%
Total		44,355.62	36.99%	46,751.89	38.99%	119,914.03	55,957.68	42.53%	36,229.07	27.53%	131,581.33	75,589.68	45.09%	36,352.51	21.69%	167,627.00

PUBLIC DEFENDER SERVICES
TRAVEL EXPENSES AND INVESTIGATOR EXPENSES AS PERCENTAGES OF TOTAL EXPENSES
Three Year Comparison

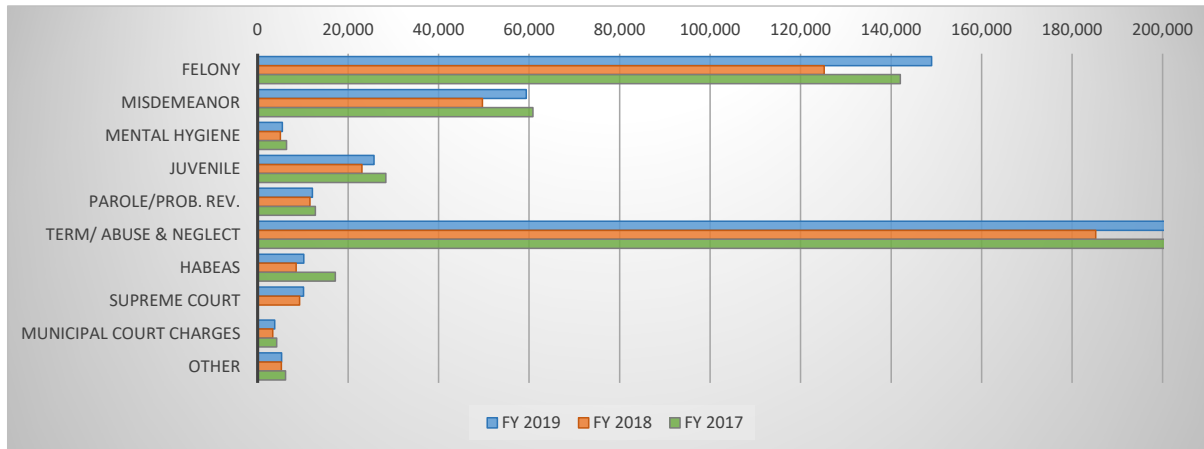
Circuit County	FY 2019				FY 2018				FY 2017						
	Invest. \$	Invest. %	Travel \$	Travel %	Total Expense \$	Invest. \$	Invest. %	Travel \$	Travel %	Total Expense \$	Invest. \$	Invest. %	Travel \$	Travel %	Total Expense \$
14 Circuit															
BRAXTON	4.00	0.01%	63,349.01	85.65%	73,963.26	0.00	0.00%	39,045.01	86.83%	44,967.21	613.43	1.43%	35,239.76	82.43%	42,749.87
Total	1,467.86	5.35%	21,753.75	79.22%	27,459.20	7,197.72	18.43%	16,144.50	41.34%	20,711.97	1,450.34	5.71%	19,315.95	76.08%	25,387.40
17 Circuit															
WEBSTER	0.00	0.00%	34,461.79	89.55%	38,484.96			31,065.26	73.77%	31,065.26	0.00	0.00%	27,942.14	89.32%	31,282.71
Total	1,560.86	2.78%	45,610.57	81.21%	56,163.36	9.00	0.02%	38,365.94	41.34%	52,010.59	0.00	0.00%	40,456.30	73.66%	54,921.72
15 Circuit															
HARRISON	5,191.32	10.93%	18,992.19	39.98%	47,503.90	26,328.14	40.61%	19,863.13	30.64%	64,830.40	5,163.60	5.54%	21,473.46	23.04%	93,218.94
Total	5,191.32	10.93%	18,992.19	39.98%	47,503.90	26,328.14	40.61%	19,863.13	30.64%	64,830.40	5,163.60	5.54%	21,473.46	23.04%	93,218.94
16 Circuit															
MARION	6,086.30	8.11%	26,716.51	35.62%	75,004.39	7,197.72	18.43%	16,144.50	41.34%	39,055.44	2,935.55	4.10%	17,396.73	24.31%	71,555.52
Total	6,086.30	8.11%	26,716.51	35.62%	75,004.39	7,197.72	18.43%	16,144.50	41.34%	39,055.44	2,935.55	4.10%	17,396.73	24.31%	71,555.52
17 Circuit															
MONONGALIA	1,092.82	1.27%	37,713.74	43.69%	86,319.63	6,542.50	6.93%	27,231.90	28.86%	94,373.31	16,370.50	20.48%	24,244.48	30.33%	79,944.04
Total	1,092.82	1.27%	37,713.74	43.69%	86,319.63	6,542.50	6.93%	27,231.90	28.86%	94,373.31	16,370.50	20.48%	24,244.48	30.33%	79,944.04
18 Circuit															
PRESTON	1,246.00	3.94%	23,465.61	74.22%	31,616.23	0.00	0.00%	23,145.95	62.61%	36,967.93	9,999.18	9.87%	30,428.25	30.03%	101,310.91
Total	1,246.00	3.94%	23,465.61	74.22%	31,616.23	0.00	0.00%	23,145.95	62.61%	36,967.93	9,999.18	9.87%	30,428.25	30.03%	101,310.91
19 Circuit															
BARBOUR	4.00	0.01%	22,683.70	72.21%	31,412.27	0.00	0.00%	20,103.20	68.53%	29,333.79	0.00	0.00%	21,742.31	55.27%	39,338.13
TAYLOR	0.00	0.00%	20,007.68	71.85%	27,847.50	90.00	0.30%	15,226.21	50.73%	30,011.39	0.00	0.00%	17,790.74	54.58%	32,595.47
Total	4.00	0.01%	42,691.38	72.04%	59,259.77	90.00	0.15%	35,329.41	59.53%	59,345.18	0.00	0.00%	39,533.05	54.96%	71,933.60
20 Circuit															
RANDOLPH	0.00	0.00%	30,096.73	65.05%	46,264.75	0.00	0.00%	25,181.05	70.14%	35,900.86	8,149.01	14.90%	23,518.12	43.00%	54,686.97
Total	0.00	0.00%	30,096.73	65.05%	46,264.75	0.00	0.00%	25,181.05	70.14%	35,900.86	8,149.01	14.90%	23,518.12	43.00%	54,686.97
21 Circuit															
GRANT	467.38	2.48%	14,726.63	78.15%	18,843.64	2,550.83	6.97%	10,919.25	29.83%	36,608.95	0.00	0.00%	10,035.67	36.98%	27,138.45
MINERAL	53.00	0.28%	6,640.86	35.62%	18,645.84	799.74	2.14%	5,521.56	14.74%	37,449.58	1,740.27	4.74%	3,985.99	10.85%	36,731.60
TUCKER	0.00	0.00%	8,118.23	94.05%	8,631.41	0.00	0.00%	7,398.57	84.12%	8,795.01	0.00	0.00%	5,467.08	94.23%	5,801.74
Total	520.38	1.13%	29,485.72	63.93%	46,120.89	3,350.57	4.04%	23,839.38	28.77%	82,853.54	1,740.27	2.50%	19,488.74	27.97%	69,671.79
22 Circuit															
HAMPSHIRE	0.00	0.00%	21,112.83	51.78%	40,776.97	9,192.85	21.43%	14,102.95	32.88%	42,897.58	5,622.36	9.94%	21,723.36	38.42%	56,537.83
HARDY	20,834.34	30.68%	15,437.42	22.73%	67,910.98	4,472.40	12.41%	8,837.38	24.52%	36,036.32	370.15	1.42%	12,959.21	49.88%	25,981.17
PENDLETON	0.00	0.00%	7,605.25	81.66%	9,313.86	0.00	0.00%	4,483.81	71.57%	6,265.18	0.00	0.00%	5,354.14	59.31%	9,027.99
Total	20,834.34	17.66%	44,155.50	37.42%	118,001.81	13,665.25	16.04%	27,424.14	32.19%	85,199.08	5,992.51	6.55%	40,036.71	43.73%	91,546.99
23 Circuit															
BERKELEY	14,996.45	11.82%	26,939.32	21.24%	126,833.08	1,980.18	2.45%	12,116.24	15.00%	80,764.48	11,597.72	9.52%	20,586.45	16.91%	121,776.41
JEFFERSON	5,571.06	6.38%	20,550.52	23.52%	87,358.06	19,453.62	22.85%	14,589.99	17.14%	85,145.50	5,259.76	7.40%	19,376.11	27.25%	71,113.75
MORGAN	0.00	0.00%	13,242.85	26.42%	50,128.58	1,086.40	6.42%	9,706.66	57.37%	16,919.98	2,388.72	5.49%	14,050.16	32.28%	43,530.17
Total	20,567.51	7.78%	60,732.69	22.98%	264,319.72	22,520.20	12.32%	36,412.89	19.92%	182,829.96	19,246.20	8.14%	54,012.72	22.85%	236,420.33
24 Circuit															
WAYNE	8,223.44	22.40%	20,620.56	56.16%	36,717.38	3,169.00	10.91%	16,642.46	57.27%	29,057.59	2,015.31	6.59%	16,340.07	53.42%	30,589.24
Total	8,223.44	22.40%	20,620.56	56.16%	36,717.38	3,169.00	10.91%	16,642.46	57.27%	29,057.59	2,015.31	6.59%	16,340.07	53.42%	30,589.24
25 Circuit															
BOONE	499.90	2.02%	18,807.57	76.06%	24,726.12	386.34	5.44%	6,012.58	84.72%	7,097.14	0.00	0.00%	7,825.94	94.07%	8,318.94
LINCOLN	1,101.58	3.58%	28,006.36	90.90%	30,810.21	1,211.51	4.95%	20,267.42	82.73%	24,498.47	1,888.86	7.56%	20,562.15	82.33%	24,974.86
Total	1,601.48	2.88%	46,813.93	84.29%	55,536.33	1,597.85	5.06%	26,280.00	83.18%	31,595.61	1,888.86	5.67%	28,388.09	85.27%	33,293.80
26 Circuit															
LEWIS	0.00	0.00%	31,747.15	83.65%	37,950.60	552.99	2.34%	19,926.16	84.32%	23,631.27	1,444.38	4.92%	23,524.38	80.06%	29,383.19
UPSHUR	0.00	0.00%	11,647.65	81.18%	14,347.81	2,734.13	20.50%	8,689.71	65.15%	13,337.99	0.00	0.00%	12,952.80	74.98%	17,274.40
Total	0.00	0.00%	43,394.80	82.98%	52,298.41	3,287.12	8.89%	28,615.87	77.40%	36,969.26	1,444.38	3.10%	36,477.18	78.18%	46,657.59

PUBLIC DEFENDER SERVICES
TRAVEL EXPENSES AND INVESTIGATOR EXPENSES AS PERCENTAGES OF TOTAL EXPENSES
Three Year Comparison

Circuit County	FY 2019				FY 2018				FY 2017						
	Invest. \$	Invest. %	Travel \$	Travel %	Total Expense \$	Invest. \$	Invest. %	Travel \$	Travel %	Total Expense \$	Invest. \$	Invest. %	Travel \$	Travel %	Total Expense \$
27 Circuit WYOMING	32,447.35	41.47%	30,185.04	38.57%	78,250.67	34,475.83	44.49%	27,942.79	36.06%	77,499.84	27,741.94	31.69%	44,403.51	50.72%	87,554.50
	32,447.35	41.47%	30,185.04	38.57%	78,250.67	34,475.83	44.49%	27,942.79	36.06%	77,499.84	27,741.94	31.69%	44,403.51	50.72%	87,554.50
28 Circuit NICHOLAS	0.00	0.00%	51,899.11	87.27%	59,472.57	0.00	0.00%	16,194.34	80.22%	20,188.45	0.00	0.00%	26,283.26	86.01%	30,559.35
	0.00	0.00%	51,899.11	87.27%	59,472.57	0.00	0.00%	16,194.34	80.22%	20,188.45	0.00	0.00%	26,283.26	86.01%	30,559.35
29 Circuit PUTNAM	16,327.22	15.87%	54,864.66	53.33%	102,880.41	10,192.88	15.09%	44,581.37	66.00%	67,547.59	6,637.96	9.87%	34,596.34	51.43%	67,272.65
	16,327.22	15.87%	54,864.66	53.33%	102,880.41	10,192.88	15.09%	44,581.37	66.00%	67,547.59	6,637.96	9.87%	34,596.34	51.43%	67,272.65
30 Circuit MINGO	1,761.50	18.74%	3,042.85	32.36%	9,402.16	7,590.23	23.78%	5,821.11	18.24%	31,918.00	1,810.82	16.75%	5,358.18	49.55%	10,814.05
	1,761.50	18.74%	3,042.85	32.36%	9,402.16	7,590.23	23.78%	5,821.11	18.24%	31,918.00	1,810.82	16.75%	5,358.18	49.55%	10,814.05
31 Circuit MONROE	0.00	0.00%	6,964.18	94.61%	7,360.66	0.00	0.00%	8,104.83	70.78%	11,451.40	1,482.95	12.26%	9,621.90	79.55%	12,095.46
	1,214.27	7.88%	12,608.72	81.78%	15,417.69	2,158.93	11.64%	10,765.07	58.06%	18,540.69	138.14	0.78%	13,195.54	74.80%	17,641.05
Total	1,214.27	5.33%	19,572.90	85.93%	22,778.35	2,158.93	7.20%	18,869.90	62.92%	29,992.09	1,621.09	5.45%	22,817.44	76.73%	29,736.51
	315,550.45	12.58%	1,314,342.80	52.42%	2,507,541.84	322,489.29	15.43%	952,111.89	45.55%	2,090,280.90	316,225.17	12.83%	1,074,426.43	43.58%	2,465,666.08

**PUBLIC DEFENDER SERVICES
APPOINTED COUNSEL HOURS
Three Year Comparison¹**

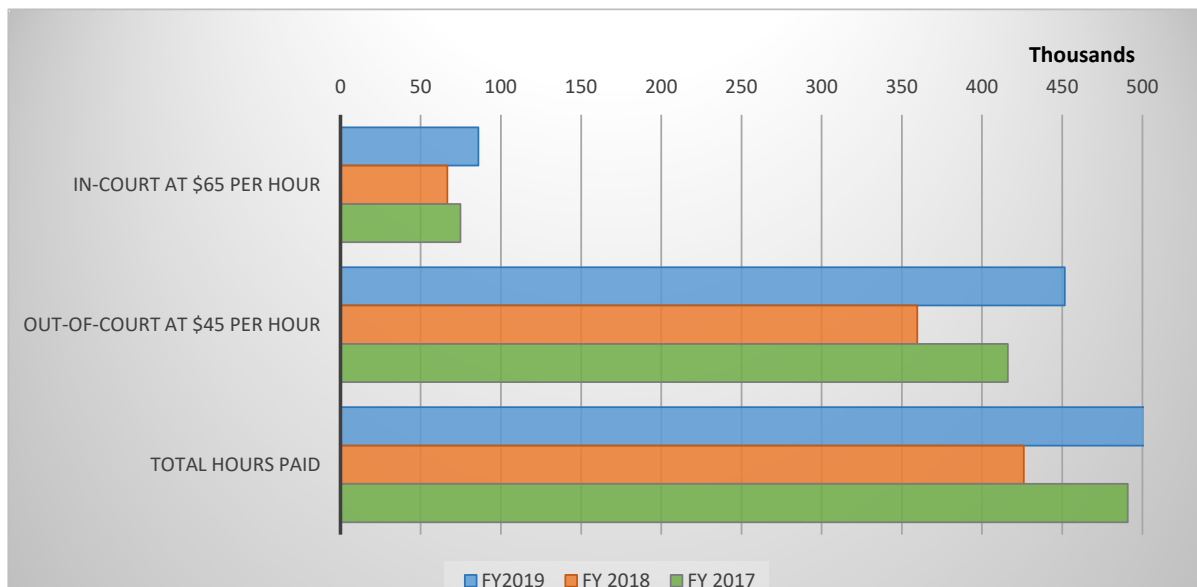
Case Type	FY 2019	FY 2018	FY 2017
Felony	148,955.34	125,228.22	142,061.98
Misdemeanor	59,400.80	49,657.79	60,853.52
Mental Hygiene	5,462.20	5,025.90	6,373.35
Juvenile	25,733.59	23,054.60	28,345.70
Parole/Prob. Rev.	12,132.20	11,551.80	12,780.79
Term/ Abuse & Neglect	256,450.41	185,238.34	212,817.07
Habeas	10,185.60	8,518.43	17,144.64
Supreme Court	10,143.30	9,270.70	-
Municipal Court Charges	3,759.00	3,315.58	4,223.95
Other	5,319.20	5,233.50	6,150.03
Mag. Ct. Appeal, Mandamus/Prohibition, Extradition, Contempt, Fugitive, Misc.			
Total Hours Paid	537,541.64	426,094.86	490,751.03



¹Beginning in FY2018, PDS began reporting Habeas and Supreme Court cases as separate categories.

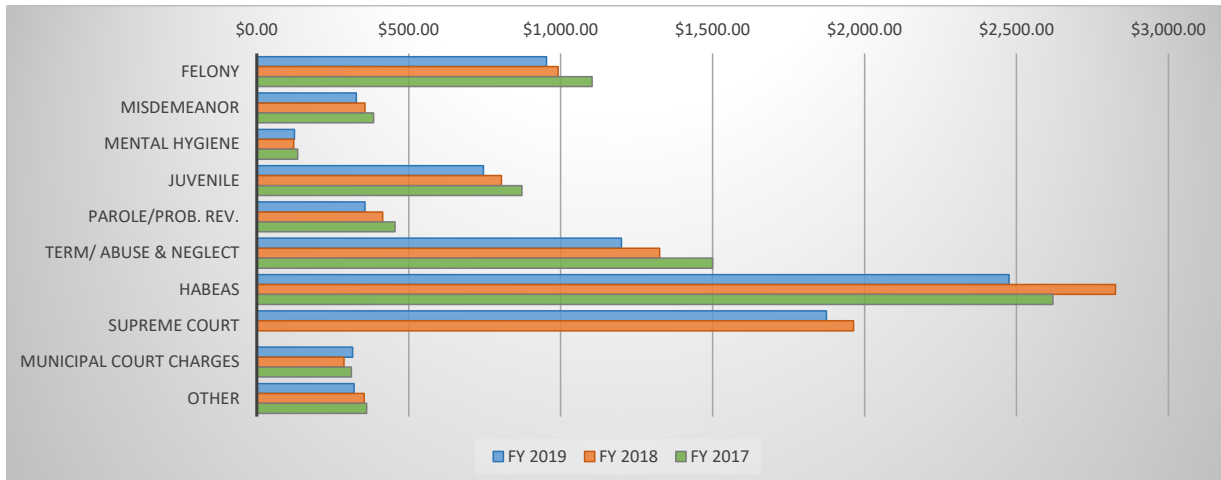
**PUBLIC DEFENDER SERVICES
APPOINTED COUNSEL TIME PAID IN/OUT-OF COURT
Three Year Comparison**

Case Type	FY2019	FY 2018	FY 2017
In-court at \$65 per hour	85,987.43	66,555.65	74,744.19
Out-Of-Court at \$45 per hour	451,554.21	359,539.21	416,006.84
Total Hours Paid	537,541.64	426,094.86	490,751.03



PUBLIC DEFENDER SERVICES
APPOINTED COUNSEL STATEWIDE AVERAGE COSTS BY CASE TYPE
Without Supplementals and Direct Expenses
Three Year Comparison¹

Case Type	FY 2019	FY 2018	FY 2017
Felony	\$953.41	\$991.63	\$1,103.30
Misdemeanor	\$327.86	\$355.50	\$383.95
Mental Hygiene	\$124.31	\$121.19	\$134.82
Juvenile	\$745.71	\$805.35	\$871.97
Parole/Prob. Rev.	\$356.17	\$413.92	\$454.52
Term/ Abuse & Neglect	\$1,200.00	\$1,325.69	\$1,500.00
Habeas	\$2,475.67	\$2,825.64	\$2,619.61
Supreme Court	\$1,874.29	\$1,964.02	\$0.00
Municipal Court Charges	\$315.68	\$287.30	\$311.34
Other	\$320.02	\$353.18	\$361.39
Mag. Ct. Appeal, Mandamus/Prohibition, Extradition, Contempt, Fugitive, Misc.			
Statewide Average	\$772.84	\$796.48	\$844.84



¹Beginning in FY2018, PDS began reporting Habeas and Supreme Court cases as separate categories.

PUBLIC DEFENDER SERVICES
TOTAL TRAVEL TIME (July 1, 2018 - June 30, 2019)
TRAVEL TIME IS PAID AT THE OUT-OF-COURT RATE OF \$45/HOUR

ATTORNEY	TOTAL TIME	TOTAL (\$)
Hughart, Kevin W.	1,233.2	\$55,494.00
Bond Wallace, Catherine	930.3	\$41,863.50
Ruth, Ryan	873.3	\$39,298.50
Bischoff, Clinton	816.8	\$36,756.00
Rosinsky, Tim	807.5	\$36,337.50
Chattin, Andrew	759.0	\$34,155.00
Dye, Jeffrey	704.7	\$31,711.50
Richardson, David	606.5	\$27,292.50
Davis, G. Phillip	576.0	\$25,920.00
Victor, Matthew	533.6	\$24,012.00
Snead, Mary	532.1	\$23,944.50
Bramble, Mark	508.6	\$22,887.00
Morelli, Ann Marie	458.8	\$20,646.00
Kelley, David	456.7	\$20,551.50
Fittro, Jonathan	448.1	\$20,164.50
Hatfield, Karen	425.5	\$19,147.50
Lambert, Roger	407.9	\$18,355.50
Sinkkanen, Dreama	393.8	\$17,721.00
Hively, Herbert	390.4	\$17,568.00
Moffatt, Christopher	387.4	\$17,433.00
Hinerman, Holly	382.1	\$17,194.50
Shaffer, Andrew	381.2	\$17,154.00
Anderson, John	379.7	\$17,086.50
Hylton, Vickie	375.5	\$16,897.50
Nethken, Stephanie	374.3	\$16,843.50
Dillon, Wells	370.6	\$16,677.00
Treadway, John	370.0	\$16,650.00
Harman, Marla	364.7	\$16,411.50
Baldwin, Shannon	363.7	\$16,366.50
Wilson, Lauren	361.9	\$16,285.50
Morgan, Dennie	359.2	\$16,164.00
Escue, Bryan	352.5	\$15,862.50
Holstein, Daniel	351.4	\$15,813.00
Dotsenko, Juliana	350.0	\$15,750.00
Magann, Michael	341.4	\$15,363.00
Bailey, Brian	339.2	\$15,264.00
Cassell, Paul	337.8	\$15,201.00
Yoho, Aaron	337.2	\$15,174.00
Easton, Brent	336.9	\$15,160.50

PUBLIC DEFENDER SERVICES
TOTAL TRAVEL TIME (July 1, 2018 - June 30, 2019)
TRAVEL TIME IS PAID AT THE OUT-OF-COURT RATE OF \$45/HOUR

ATTORNEY	TOTAL TIME	TOTAL (\$)
Jurco, John	334.0	\$15,030.00
Green, Lisa	329.8	\$14,841.00
McClung, Christopher	322.3	\$14,503.50
Miller, Joshua	322.2	\$14,499.00
Matherly, Jeffrey	320.3	\$14,413.50
Flinchum, R. Keith	319.9	\$14,395.50
Starcher, Heather	319.4	\$14,373.00
Davis, Jeffery	317.5	\$14,287.50
Gregory, Betty	316.8	\$14,256.00
Mosko, Joe	315.5	\$14,197.50
Ahlborn, Courtney	314.5	\$14,152.50
Kostenko, Christina	311.8	\$14,031.00
Gentilozzi, Timothy	304.4	\$13,698.00
Johnson, Rebecca	304.3	\$13,693.50
Dalby, Nancy	301.0	\$13,545.00
Nanners, Steven	300.8	\$13,536.00
Willett, Dennis	298.1	\$13,414.50
Antolini, Kristen	294.6	\$13,257.00
Hall, Sara	289.8	\$13,041.00
Whiteman, Frances	289.6	\$13,032.00
Mancini, Steven	288.4	\$12,978.00
Starcher, Kenneth	286.3	\$12,883.50
Anderson, Eric	284.3	\$12,793.50
Blevins, Michael	280.9	\$12,640.50
Richardson, Ira	280.7	\$12,631.50
Bayliss, Shawn	278.0	\$12,510.00
Bullman, Sandra	277.9	\$12,505.50
Simmons, Hunter	274.0	\$12,330.00
Reseter, Andrew	263.8	\$11,871.00
Courtright, Gregory	262.7	\$11,821.50
Scott, John	262.5	\$11,812.50
Meadows, Todd	262.0	\$11,790.00
Baum, Michael	257.2	\$11,574.00
Kuhl, Maggie	254.6	\$11,457.00
Bullman, Edward	252.3	\$11,353.50
Rodgers, Jeffrey	251.6	\$11,322.00
Clyburn, Brent	244.0	\$10,980.00
Hill, Susie	244.0	\$10,980.00
Hawkins, James	243.0	\$10,935.00

PUBLIC DEFENDER SERVICES
TOTAL TRAVEL TIME (July 1, 2018 - June 30, 2019)
TRAVEL TIME IS PAID AT THE OUT-OF-COURT RATE OF \$45/HOUR

ATTORNEY	TOTAL TIME	TOTAL (\$)
Wildman, Eric	242.7	\$10,921.50
Long, Robby	241.5	\$10,867.50
Nelson, Jonie	241.4	\$10,863.00
Plants, Mark	240.4	\$10,818.00
Lockwood, Jamella	238.0	\$10,710.00
Rice, William	233.4	\$10,503.00
Shay, James, Jr	231.3	\$10,408.50
Rogers, John	229.1	\$10,309.50
Myers, Jessica	227.4	\$10,233.00
Cline, Tenisha	223.2	\$10,044.00
Weatherholt, Jeffrey	222.7	\$10,021.50
Asbury, Michael	222.5	\$10,012.50
Navy, Victor	221.7	\$9,976.50
Pettijohn, Denise	221.3	\$9,958.50
Panepinto, Mark	221.0	\$9,945.00
Monk, Teresa	215.8	\$9,711.00
Douglass, Ernest	212.7	\$9,571.50
Freeman, Benjamin	211.5	\$9,517.50
Honaker, Calvin	211.4	\$9,513.00
Mascio, David	206.4	\$9,288.00
Stewart, Joyce	205.7	\$9,256.50
Glover, Mark	204.5	\$9,202.50
Hunt, Ashley	203.4	\$9,153.00
Iapalucci, Allison	202.5	\$9,112.50
Garrett, Lary	201.8	\$9,081.00
Gregory, Justin	198.5	\$8,932.50
Cook, Steven	198.4	\$8,928.00
Victor, Jennifer	196.6	\$8,847.00
Hess, Samuel	195.3	\$8,788.50
Hinkle, Amber	194.8	\$8,766.00
Moore, D. Kyle	188.9	\$8,500.50
Oshoway, Franklin	188.3	\$8,473.50
Hager, Earl	186.9	\$8,410.50
Tingler, Gregory	186.4	\$8,388.00
Adams, Jared	184.4	\$8,298.00
Barney, Mark	184.2	\$8,289.00
Steed, Debra	179.1	\$8,059.50
Safcsak, Michael	178.0	\$8,010.00
Arnold, S. Andrew	176.0	\$7,920.00

PUBLIC DEFENDER SERVICES
TOTAL TRAVEL TIME (July 1, 2018 - June 30, 2019)
TRAVEL TIME IS PAID AT THE OUT-OF-COURT RATE OF \$45/HOUR

ATTORNEY	TOTAL TIME	TOTAL (\$)
Smith, Ashley	174.9	\$7,870.50
Long, Brenden	174.2	\$7,839.00
Redman, Tiffany	172.5	\$7,762.50
Hamilton, Charles	172.4	\$7,758.00
Meadows, Michael	171.4	\$7,713.00
Lupardus, Timothy	171.0	\$7,695.00
Brock, Matthew	170.1	\$7,654.50
Cooper, Jeremy	168.3	\$7,573.50
Stedman, Jason	167.6	\$7,542.00
Crawley-Woods, Ben	166.7	\$7,501.50
Ribel, Katica	165.4	\$7,443.00
Babineau, Robyn	164.6	\$7,407.00
Morgan, Ward	164.6	\$7,407.00
Kurelac , Peter	164.5	\$7,402.50
Gunnore, Richard	164.0	\$7,380.00
Jacovetty, Gerald	162.5	\$7,312.50
Minutelli, Vito	162.5	\$7,312.50
Tyson, David	161.8	\$7,281.00
Janutolo, Thomas M.	160.4	\$7,218.00
Mielke, Wayne	160.4	\$7,218.00
Gunn, Erica	159.1	\$7,159.50
Kurelac, Patricia	158.6	\$7,137.00
Rozas, Ramon	157.5	\$7,087.50
Bell, Sidney	157.3	\$7,078.50
Spano, Joseph	157.3	\$7,078.50
Masters, Ian	156.2	\$7,029.00
Christ, Katrina	155.8	\$7,011.00
Shreve, Ryan	155.6	\$7,002.00
Young, William	154.7	\$6,961.50
Nessel, Kerry	154.2	\$6,939.00
Michael, Diane	152.4	\$6,858.00
Osgood, Amy	151.9	\$6,835.50
Evans, Thomas H., III	151.6	\$6,822.00
Blair, Jeffrey	149.8	\$6,741.00
McLaughlin, Debra	149.8	\$6,741.00
Huson, Allison	145.4	\$6,543.00
Nolan, Raymond	144.3	\$6,493.50
Ash, Scott	144.2	\$6,489.00
Frame, Jared	143.1	\$6,439.50

PUBLIC DEFENDER SERVICES
TOTAL TRAVEL TIME (July 1, 2018 - June 30, 2019)
TRAVEL TIME IS PAID AT THE OUT-OF-COURT RATE OF \$45/HOUR

ATTORNEY	TOTAL TIME	TOTAL (\$)
Bragg, Steve	142.8	\$6,426.00
Powell, Eric	142.4	\$6,408.00
Lawson, Joshua	142.1	\$6,394.50
Walker, Lela	142.1	\$6,394.50
Olivero, Noel	140.1	\$6,304.50
Prall, Thomas	138.4	\$6,228.00
Prentice, Timothy	137.7	\$6,196.50
Redman, Trent	137.3	\$6,178.50
Morgan, Dean	136.6	\$6,147.00
Rumora, Ronald	135.7	\$6,106.50
Bowyer, Thad	134.7	\$6,061.50
Kobayashi, Douglas	134.2	\$6,039.00
Skeen, Keith	133.4	\$6,003.00
Glover, David	131.8	\$5,931.00
Torres, George	131.0	\$5,895.00
Colvin, Nicholas	130.8	\$5,886.00
Gutmann, Richard	130.2	\$5,859.00
Price, Shannon	129.4	\$5,823.00
McCoy, Adam	129.1	\$5,809.50
Houck, G. Todd	128.1	\$5,764.50
Wingfield, Jason	127.5	\$5,737.50
Dinardi, Peter	127.3	\$5,728.50
Santa Barbara, Michael	126.8	\$5,706.00
Briscoe, L. Scott	126.0	\$5,670.00
Thorne, Steven	125.7	\$5,656.50
Raber, Justin	125.6	\$5,652.00
Michael, Gregory	123.6	\$5,562.00
Roman, Melissa	121.7	\$5,476.50
Crockett, Kimberley	120.5	\$5,422.50
Davis, Kevin	120.4	\$5,418.00
Baker, Joel	119.1	\$5,359.50
Austin, Brandon	118.9	\$5,350.50
Dyer, Thomas	118.9	\$5,350.50
Maze, Leslie	118.5	\$5,332.50
Goad, Jason	117.8	\$5,301.00
Fuellhart, David	117.7	\$5,296.50
Osborne, Raeann	116.2	\$5,229.00
Klatt, Wilbert	116.1	\$5,224.50
Banks, Clarissa	115.4	\$5,193.00

PUBLIC DEFENDER SERVICES
TOTAL TRAVEL TIME (July 1, 2018 - June 30, 2019)
TRAVEL TIME IS PAID AT THE OUT-OF-COURT RATE OF \$45/HOUR

ATTORNEY	TOTAL TIME	TOTAL (\$)
Keyser Fugate, Lora	114.2	\$5,139.00
Bailey, Michael	114.0	\$5,130.00
Orndorff, Joshua	113.1	\$5,089.50
Reed, Jeffrey	112.4	\$5,058.00
Ford, Richard	112.2	\$5,049.00
Neiswonger, Kevin	111.2	\$5,004.00
McCoy, James	109.6	\$4,932.00
Williams, Dean	108.8	\$4,896.00
Nogay, Cathryn	108.4	\$4,878.00
Lord, Jason	108.3	\$4,873.50
Payne, Debbie Flowers	108.0	\$4,860.00
Callaghan, Julia	107.7	\$4,846.50
Gain, Jason	107.0	\$4,815.00
Regula, Rae	107.0	\$4,815.00
Blyler, Howard	106.6	\$4,797.00
Farnsworth, Michael	105.9	\$4,765.50
Fair, Matthew	105.8	\$4,761.00
Manypenny-Raines, April	105.2	\$4,734.00
Francis, Eric	105.1	\$4,729.50
McCullough, Judith	104.6	\$4,707.00
Alexander, Amanda	104.5	\$4,702.50
Murphy, Stephen	104.5	\$4,702.50
Warman, Cheryl L.	104.5	\$4,702.50
Cornette, Franklin	103.6	\$4,662.00
Riddell, Christian	102.9	\$4,630.50
Hart, David	102.6	\$4,617.00
Glass, Jason	102.0	\$4,590.00
McClure, Allison	101.4	\$4,563.00
Holroyd, Rick	100.1	\$4,504.50
Saville, Royce	99.8	\$4,491.00
Thompson, Joshua	98.8	\$4,446.00
Oglesby, Monica	98.5	\$4,432.50
Stewart, Paul	98.4	\$4,428.00
Carey, James	97.5	\$4,387.50
Tipton, Kevin	97.1	\$4,369.50
Nelson, Mary	95.2	\$4,284.00
Wright, Steven	94.3	\$4,243.50
Brooks, John	94.0	\$4,230.00
Wallace , Michael	93.8	\$4,221.00

PUBLIC DEFENDER SERVICES
TOTAL TRAVEL TIME (July 1, 2018 - June 30, 2019)
TRAVEL TIME IS PAID AT THE OUT-OF-COURT RATE OF \$45/HOUR

ATTORNEY	TOTAL TIME	TOTAL (\$)
Campbell, Adam	93.0	\$4,185.00
Vance, Brian	92.7	\$4,171.50
White, David	92.4	\$4,158.00
Dawson, David	91.8	\$4,131.00
Shough, Scott	91.8	\$4,131.00
DeMoss, David	89.6	\$4,032.00
Davis, Stephen	89.0	\$4,005.00
Meade, James	89.0	\$4,005.00
Moore, Juston	88.3	\$3,973.50
Taylor, Allison	88.3	\$3,973.50
McGann, Kimberly	88.1	\$3,964.50
Collins, Peggy	86.8	\$3,906.00
Kuenzel, Robert	84.8	\$3,816.00
Yanni, Matthew	84.3	\$3,793.50
Hostler, Carl	84.1	\$3,784.50
Blankenship, Steven	82.6	\$3,717.00
Karickhoff, David	81.8	\$3,681.00
Shumaker, Brandon	81.6	\$3,672.00
Haines, Meredith	81.4	\$3,663.00
Rollo, Lance	81.0	\$3,645.00
Stobbs, R. Russell	80.6	\$3,627.00
Dunlap, Robert	80.3	\$3,613.50
Smith, Matthew	79.6	\$3,582.00
Hill, David	79.5	\$3,577.50
Weese, Tracy	79.0	\$3,555.00
Kratovil, Patrick	78.8	\$3,546.00
Dean, William	78.7	\$3,541.50
Dyer, Zachary	78.5	\$3,532.50
Kennedy, Edward	78.4	\$3,528.00
Flower, Brandon	78.2	\$3,519.00
Hoffman, Travis	77.1	\$3,469.50
Younger, Cullen	76.8	\$3,456.00
Pennington, William	75.4	\$3,393.00
Dempster, Brian	75.0	\$3,375.00
Evans, Jenny M.	74.2	\$3,339.00
Jarrell, Cynthia J.	73.9	\$3,325.50
Harper, Seth	73.5	\$3,307.50
Erhard, Craig	73.4	\$3,303.00
Bonovitch, Robin	71.4	\$3,213.00

PUBLIC DEFENDER SERVICES
TOTAL TRAVEL TIME (July 1, 2018 - June 30, 2019)
TRAVEL TIME IS PAID AT THE OUT-OF-COURT RATE OF \$45/HOUR

ATTORNEY	TOTAL TIME	TOTAL (\$)
Bartram, Shawn	70.8	\$3,186.00
Wall, Randall	70.8	\$3,186.00
Livingood, Robb	70.6	\$3,177.00
Faerber, Kristopher	70.4	\$3,168.00
Handley, Tanya	70.3	\$3,163.50
Sklavounakis, Jerry	69.6	\$3,132.00
Wolfe, B. Scott	69.1	\$3,109.50
Logue, Sean	68.0	\$3,060.00
Davis, Morris	67.9	\$3,055.50
Ciliberti, Anthony	67.3	\$3,028.50
Younger, C. Christopher	67.1	\$3,019.50
Blair, Jerry	66.9	\$3,010.50
Wilcox, Timbera	66.7	\$3,001.50
Robey, Jenna	66.4	\$2,988.00
Haynie, Belinda	65.4	\$2,943.00
Woods, Jeff	65.3	\$2,938.50
Dolance, Jack	65.2	\$2,934.00
Mann, Amy	64.6	\$2,907.00
Kavitz, Beth	64.3	\$2,893.50
Downey, Mary	64.1	\$2,884.50
Humberson, Don	64.0	\$2,880.00
Dove, Evan	63.0	\$2,835.00
Scheetz, Christopher A.	62.9	\$2,830.50
Kratovil, James	62.5	\$2,812.50
Dixon, Sarah	61.8	\$2,781.00
Rohrbaugh, Tyler	61.6	\$2,772.00
Scantlebury, Phillip	61.6	\$2,772.00
Donadieu, Michael	59.6	\$2,682.00
Moses, Joseph	57.3	\$2,578.50
Furner, Dean	56.8	\$2,556.00
Wilkinson, Robert	56.3	\$2,533.50
Sherman, Lawrence E., Jr.	56.1	\$2,524.50
Wilson, Christopher	55.3	\$2,488.50
Thompson, John M., Jr.	54.6	\$2,457.00
LaFon, Timothy	54.2	\$2,439.00
Huffman, William	54.1	\$2,434.50
Scales-Sherrin, Stephanie	53.8	\$2,421.00
Beavers, Patricia	53.7	\$2,416.50
Rollo, Ed	52.3	\$2,353.50

PUBLIC DEFENDER SERVICES
TOTAL TRAVEL TIME (July 1, 2018 - June 30, 2019)
TRAVEL TIME IS PAID AT THE OUT-OF-COURT RATE OF \$45/HOUR

ATTORNEY	TOTAL TIME	TOTAL (\$)
Munoz, Joe	51.9	\$2,335.50
Bush, Frank	51.5	\$2,317.50
Manford, Byron	51.5	\$2,317.50
Hunter, Joseph	50.7	\$2,281.50
Conrad, Jamison	50.5	\$2,272.50
Moorehead, Christopher	49.9	\$2,245.50
Kirkland, J. Daniel	49.4	\$2,223.00
Powell, Andrea	49.3	\$2,218.50
Sturm, Heidi	49.3	\$2,218.50
White, Thomas E.	49.2	\$2,214.00
Eachus, Michael	49.0	\$2,205.00
Garvin, Julie	48.9	\$2,200.50
DeHaven, Carrie	47.3	\$2,128.50
Juba-Plumley, Rosalee	45.8	\$2,061.00
Pritt, Kelly	45.6	\$2,052.00
Burton, DeAndra	45.5	\$2,047.50
Workman, Elliott	45.3	\$2,038.50
Mirhoseini, David	45.0	\$2,025.00
Harvey, Henry	44.6	\$2,007.00
Lyons, Teresa	44.5	\$2,002.50
Pritt, Justin	44.0	\$1,980.00
Whitt, Michael	44.0	\$1,980.00
Chase, J. K.	43.9	\$1,975.50
Harvey, Joseph	43.3	\$1,948.50
Beeman, Terry	43.2	\$1,944.00
Games-Neely, Pamela	43.2	\$1,944.00
Taylor, Jennifer	42.7	\$1,921.50
Adams, William	41.9	\$1,885.50
Forbes, W. Jesse	41.8	\$1,881.00
Ashley, Lindsey	41.5	\$1,867.50
Funkhouser, John	41.5	\$1,867.50
Mauser, Bernard	41.5	\$1,867.50
Shafer, Amy	41.5	\$1,867.50
Bogarad, Sharon	41.4	\$1,863.00
Pfeifer, Stephanie	41.4	\$1,863.00
Grindo, Daniel	41.2	\$1,854.00
Glover, Christine	40.6	\$1,827.00
Kirkpatrick, David	40.6	\$1,827.00
Dicken, Scott	40.1	\$1,804.50

PUBLIC DEFENDER SERVICES
TOTAL TRAVEL TIME (July 1, 2018 - June 30, 2019)
TRAVEL TIME IS PAID AT THE OUT-OF-COURT RATE OF \$45/HOUR

ATTORNEY	TOTAL TIME	TOTAL (\$)
Stroebe, Paul	39.7	\$1,786.50
Greiner, Cathy	39.5	\$1,777.50
Morgan, Tony	39.0	\$1,755.00
Gossett, Randy	38.5	\$1,732.50
Marcum, Justin	38.5	\$1,732.50
Martin, James	38.3	\$1,723.50
Garrett, Karen	38.1	\$1,714.50
Davenport, Michael	38.0	\$1,710.00
DAtri, Seth	37.4	\$1,683.00
Clifford, Michael	37.0	\$1,665.00
Curia, Joseph	37.0	\$1,665.00
McCoid, Robert G.	36.9	\$1,660.50
Williams, Trena	36.0	\$1,620.00
Pritt, Alan	35.7	\$1,606.50
Thompson, David	35.5	\$1,597.50
Ball, Gregory	35.4	\$1,593.00
Geary, James Paul, II	35.2	\$1,584.00
Mick, Rebecca E.	34.7	\$1,561.50
Sal, Natalie	34.5	\$1,552.50
Hayhurst, Eric	33.7	\$1,516.50
Love, Jay	33.6	\$1,512.00
Pritt, Christopher	33.4	\$1,503.00
Harwood, Jason	32.9	\$1,480.50
Skillman, David	32.7	\$1,471.50
Blair, John	32.4	\$1,458.00
Bowser, Elmer	32.1	\$1,444.50
Campbell, Robert	31.3	\$1,408.50
Johnson, Charlie	31.1	\$1,399.50
Van Zant, Susan	31.1	\$1,399.50
Conway, Glen	30.6	\$1,377.00
Ogle, Candace	30.5	\$1,372.50
Simpkins, Jeffrey	30.4	\$1,368.00
James, Nicholas	30.2	\$1,359.00
Phillips, Todd	29.6	\$1,332.00
Borror, Maria	29.3	\$1,318.50
Lefler, Christopher	28.8	\$1,296.00
Frye, Andrew	28.4	\$1,278.00
Bryant, Carl	28.2	\$1,269.00
Reynolds, Owen	28.2	\$1,269.00

PUBLIC DEFENDER SERVICES
TOTAL TRAVEL TIME (July 1, 2018 - June 30, 2019)
TRAVEL TIME IS PAID AT THE OUT-OF-COURT RATE OF \$45/HOUR

ATTORNEY	TOTAL TIME	TOTAL (\$)
Hardy, Joshua	28.0	\$1,260.00
Taylor, Adam	28.0	\$1,260.00
Adkins, Melia	27.4	\$1,233.00
Meeteer, Jennifer Dempsey	26.6	\$1,197.00
LaCaria, Philip	26.3	\$1,183.50
Holderby, Terrance	25.9	\$1,165.50
Hollandsworth, Richard	25.7	\$1,156.50
Turkett, Holly	25.6	\$1,152.00
Flanigan, William	25.5	\$1,147.50
Farquharson , Wyclif	25.2	\$1,134.00
Turner, Ryan	24.9	\$1,120.50
Gray, Brandon	24.7	\$1,111.50
Shaw, Michael	24.1	\$1,084.50
Boggs Lefler, Leigh	23.5	\$1,057.50
Nelson, James	23.1	\$1,039.50
Diehl, Elizabeth Layne	22.8	\$1,026.00
Winter, Kurt	22.7	\$1,021.50
Giggenbach, Melissa	22.5	\$1,012.50
Flanigan, Ryan	22.2	\$999.00
Jeffries, Nigel	22.2	\$999.00
Slone, Adam	22.2	\$999.00
Estes, Lisa A.	21.8	\$981.00
Tichenor, Terri	21.8	\$981.00
Isner, Phillip	21.6	\$972.00
Kuhn, Kelley	21.5	\$967.50
French, Elizabeth	21.4	\$963.00
Johnson, Michelle	20.8	\$936.00
Norman, Joshua	20.2	\$909.00
Eritano, Rebecca	20.0	\$900.00
Harbour, Paula	20.0	\$900.00
McGraw, Warren, II	19.9	\$895.50
Waight, Andrew	19.9	\$895.50
Delligatti, Matthew	19.4	\$873.00
Solomon, Alexandria	19.2	\$864.00
Moore, Jared	19.1	\$859.50
Vital, Richard L.	19.0	\$855.00
Rumora, Marsha	18.5	\$832.50
Batten, Dylan	18.3	\$823.50
Staten, Zachary	18.2	\$819.00

PUBLIC DEFENDER SERVICES
TOTAL TRAVEL TIME (July 1, 2018 - June 30, 2019)
TRAVEL TIME IS PAID AT THE OUT-OF-COURT RATE OF \$45/HOUR

ATTORNEY	TOTAL TIME	TOTAL (\$)
Payne, Michael	18.0	\$810.00
White, Thomas W.	18.0	\$810.00
Cook, Erica	17.5	\$787.50
Bradford, Matthew	17.2	\$774.00
Stacy, James	17.0	\$765.00
Martin, Joshua	16.7	\$751.50
Yost, Jennifer	16.7	\$751.50
Mallow, April	16.2	\$729.00
Adkins, Donnie	15.9	\$715.50
Mallett, Shane	15.8	\$711.00
Yost, Brian	15.4	\$693.00
Lord, Erica	15.3	\$688.50
Radman, Scott	15.2	\$684.00
Bottner, Kirk	14.9	\$670.50
Pennington, Deanna	14.9	\$670.50
Conway, Krista	14.7	\$661.50
Cisco, Robin	14.6	\$657.00
Helmick, Justina	14.5	\$652.50
Warnick, Elizabeth	14.5	\$652.50
Bowser, Philip	14.4	\$648.00
Kresch , Steven	14.4	\$648.00
Tissue, Philip	14.4	\$648.00
Umina, Ryan	14.4	\$648.00
Karr, Thomas	14.3	\$643.50
Smith, Richard	14.2	\$639.00
Froble, Michael	14.0	\$630.00
Williams, John E., Jr.	13.8	\$621.00
Tate, Rebecca	13.6	\$612.00
Lewis, Amanda	13.5	\$607.50
Madia, Samuel	12.6	\$567.00
Stollings, Harley	12.6	\$567.00
McDermott, Dana	12.5	\$562.50
Stacy, Melissa	12.4	\$558.00
Clark, Matthew	12.2	\$549.00
Robinson, Kevin	12.2	\$549.00
King, Wayne	12.0	\$540.00
Ray, Amanda	11.8	\$531.00
Bright, Hilary	11.6	\$522.00
Casey, James	11.5	\$517.50

PUBLIC DEFENDER SERVICES
TOTAL TRAVEL TIME (July 1, 2018 - June 30, 2019)
TRAVEL TIME IS PAID AT THE OUT-OF-COURT RATE OF \$45/HOUR

ATTORNEY	TOTAL TIME	TOTAL (\$)
Fast, Thomas	11.5	\$517.50
Bellomy, Donald	11.2	\$504.00
Grunau, David	11.0	\$495.00
Eagloski, N. Edward	10.6	\$477.00
Secret, Michael	10.5	\$472.50
Brown, Scott	10.4	\$468.00
White, Max	10.4	\$468.00
Cary, Michael	10.2	\$459.00
Hobbs, Mark	10.0	\$450.00
Sayre, Travis	10.0	\$450.00
Spenia, James	10.0	\$450.00
Stroeck, Christopher	10.0	\$450.00
Miller, Latachia	9.7	\$436.50
Noone, Robert	9.7	\$436.50
Varney, Donald	9.7	\$436.50
Evans, Wayne	9.6	\$432.00
Rector, James	9.4	\$423.00
Wellborn, Luci	9.4	\$423.00
Marinero, Krista	9.3	\$418.50
French, Michael	9.1	\$409.50
Crimmel, Matthew	9.0	\$405.00
Stephens, Gloria	8.5	\$382.50
Giggenbach, Fred	8.4	\$378.00
Flanigan, Paige	8.3	\$373.50
Kirby, Todd	8.1	\$364.50
Cisco-Sturgell, Kathryn	8.0	\$360.00
Saad, Abraham	8.0	\$360.00
Ledford, Branden	7.9	\$355.50
Selden, Stanley	7.9	\$355.50
Prince, Jonathan	7.7	\$346.50
Wright, Bradley	7.7	\$346.50
Bailey, Dennis	7.6	\$342.00
Garrett, Linda	7.6	\$342.00
McDonald, Stevie	7.6	\$342.00
Morgan, Damon	7.4	\$333.00
Cooper, John W.	7.1	\$319.50
Black, Eric	7.0	\$315.00
Olcott, Heather	7.0	\$315.00
White, James	7.0	\$315.00

PUBLIC DEFENDER SERVICES
TOTAL TRAVEL TIME (July 1, 2018 - June 30, 2019)
TRAVEL TIME IS PAID AT THE OUT-OF-COURT RATE OF \$45/HOUR

ATTORNEY	TOTAL TIME	TOTAL (\$)
Robertson, Connor	6.7	\$301.50
Taylor, Paul	6.6	\$297.00
Bazzle, J. Parker, II	6.5	\$292.50
ReBrook , Edward, III	6.5	\$292.50
Acord, Dara	6.4	\$288.00
Harsh, Rhonda	6.3	\$283.50
Frazer, Julie	6.0	\$270.00
Gutta, Matthew	6.0	\$270.00
Moore, David K.	5.8	\$261.00
Taylor, Chad	5.8	\$261.00
Selario, Michael	5.7	\$256.50
Taylor, Donna	5.7	\$256.50
Czarnik, R. Thomas	5.6	\$252.00
Finch, Laura	5.6	\$252.00
Jeffries, Mark	5.5	\$247.50
Kettering, Paul	5.5	\$247.50
Robinson, Joanna	5.5	\$247.50
Lebow, Beth	5.2	\$234.00
Adkins, Drannon	4.9	\$220.50
Lyall, Jerry	4.6	\$207.00
Childers, Sharon	4.5	\$202.50
Bouchillon, Neil R.	4.4	\$198.00
Hamilton, Neal Jay	4.4	\$198.00
Tucker, Ashley	4.4	\$198.00
Balenovich, John	4.3	\$193.50
Burns, Daniel	4.2	\$189.00
Dawson, William	4.2	\$189.00
Fragile, Stacey	4.2	\$189.00
Roahrig, Randal	4.2	\$189.00
Gardner, Amanda	4.0	\$180.00
Russell, Charles	4.0	\$180.00
Steele, Brandon	4.0	\$180.00
Sutton, John	3.7	\$166.50
Judy, William	3.5	\$157.50
Power, Margaret	3.5	\$157.50
Moran, Jane	3.4	\$153.00
Griffith, Thelma	3.2	\$144.00
Matzureff, Nicholas	3.2	\$144.00
Nestor, William	3.2	\$144.00

PUBLIC DEFENDER SERVICES
TOTAL TRAVEL TIME (July 1, 2018 - June 30, 2019)
TRAVEL TIME IS PAID AT THE OUT-OF-COURT RATE OF \$45/HOUR

ATTORNEY	TOTAL TIME	TOTAL (\$)
Powell, JC	3.2	\$144.00
DiVito, Eric	3.1	\$139.50
McGee, Thomas	3.0	\$135.00
Sharley, Michael	3.0	\$135.00
Wolfe, Steven	3.0	\$135.00
Hess, Rebecca	2.9	\$130.50
Risovich, Frederick	2.9	\$130.50
Miller, Christopher	2.7	\$121.50
Cain, Joshua	2.6	\$117.00
Chapman, Mary Beth	2.6	\$117.00
Ilderton, Robert	2.6	\$117.00
Judy, Rebecca	2.5	\$112.50
Poole, Zachary	2.5	\$112.50
Rosenlieb, Duane	2.4	\$108.00
Thorn, Matthew	2.4	\$108.00
Gagin, Christopher	2.3	\$103.50
Hausman, Linda	2.3	\$103.50
Dalton, Nic	2.1	\$94.50
Atkinson, Mark	2.0	\$90.00
Smith, Clinton W.	2.0	\$90.00
Ward, Gavin	2.0	\$90.00
Wooton, Rusty	2.0	\$90.00
Rist, Thomas	1.9	\$85.50
Slavey, Tyler	1.8	\$81.00
Underwood, Jared	1.8	\$81.00
Taylor, Paul G.	1.7	\$76.50
Pratt, Lena Donna	1.5	\$67.50
Stone, Robert C., Jr.	1.5	\$67.50
Fischer, Jonathon	1.4	\$63.00
Lefler, Derrick	1.4	\$63.00
Stapleton, Matt	1.4	\$63.00
White, Keith	1.4	\$63.00
Cottrill, Tyler	1.2	\$54.00
Hinkle, Bryan	1.0	\$45.00
McQuade, Ruth	1.0	\$45.00
Moore, Marc	1.0	\$45.00
Moore, Michael	1.0	\$45.00
Pizzo, John	1.0	\$45.00
Sellaro, Amber	1.0	\$45.00

PUBLIC DEFENDER SERVICES
TOTAL TRAVEL TIME (July 1, 2018 - June 30, 2019)
TRAVEL TIME IS PAID AT THE OUT-OF-COURT RATE OF \$45/HOUR

ATTORNEY	TOTAL TIME	TOTAL (\$)
Gaydos, Mark	0.9	\$40.50
Walters, Nathan	0.9	\$40.50
Brill, Jonathan	0.8	\$36.00
Gerber, Jay, Jr.	0.8	\$36.00
Mazezka, Martin	0.8	\$36.00
Slater, Elisabeth	0.8	\$36.00
Summers, William B.	0.8	\$36.00
Zurbuch, Peter	0.8	\$36.00
Kirby, Jim	0.7	\$31.50
Wilson, Bridgette	0.7	\$31.50
Caudill, Scott	0.6	\$27.00
Heflin, Stanley	0.6	\$27.00
Barrat, Robert	0.5	\$22.50
Hatfield, Matthew	0.5	\$22.50
Davis, Elizabeth	0.2	\$9.00
Ewing, Thomas	0.1	\$4.50
Total	64,661.7	\$2,909,776.50

PUBLIC DEFENDER SERVICES
Historical Overview of Key Statistical Indicators

APPOINTED COUNSEL	FY 2019	FY 2018	FY 2017	FY 2016	FY 2015	FY 2014	FY 2013
Amount Paid in Claims	\$28,416,710.98	\$22,596,275.98	\$26,055,050.97	\$25,787,233.03	\$25,954,897.24	\$25,530,768.12	\$25,232,412.09
Total Claims Paid (w/o Supp. & Direct)	36,769	28,370	30,444	30,754	33,759	31,817	32,007
Total Hours Paid	537,541.64	426,094.86	490,751.00	483,595.07	486,726.40	479,583.90	475,503.60
Percent In Court	16.00%	15.62%	15.23%	15.45%	15.36%	14.97%	15.24%
Percent Out of Court	84.00%	84.38%	84.77%	84.55%	84.64%	85.03%	84.76%
Average Cost Per Claim	\$772.84	\$796.48	\$855.84	\$838.50	\$768.83	\$802.43	\$788.34
Average Total Cost Per Hour	\$52.86	\$53.03	\$53.09	\$53.32	\$53.33	\$53.24	\$53.06
PUBLIC DEFENDER CORPORATIONS	FY 2019	FY 2018	FY 2017	FY 2016	FY 2015	FY 2014	FY 2013
Disbursements for Public Def. Corps.	\$18,982,603.85	\$18,938,978.43	\$18,795,920.47	\$19,017,163.41	\$17,753,257.00	\$17,030,817.00	\$15,376,320.00
Total Cases Closed	35,696	34,958	35,365	33,799	33,170	33,354	32,740
Total Hours (w/o Admin. Time)	193,051.00	204,687.80	202,725.50	189,730.90	188,508.50	189,605.10	184,078.10
Percent In Court*	28.98%	27.83%	27.28%	26.92%	28.72%	28.08%	27.40%
Percent Out of Court*	70.30%	72.17%	72.72%	73.08%	71.28%	71.29%	71.90%
Average Cost Per Closed Case	\$531.79	\$541.76	\$531.48	\$562.65	\$535.22	\$510.61	\$469.65
Average Total Cost Per Hour	\$98.33	\$92.53	\$92.72	\$100.23	\$94.18	\$89.82	\$83.53

* Drug Court is not considered as it represents less than 1% of time starting in FY 2010.

Summary of PDC Cost Savings FY 2013--2019		
Year	Savings Per Case	Total Savings
2019	\$241.06	\$ 8,604,845.23
2018	\$254.72	\$ 8,904,539.92
2017	\$324.35	\$ 11,470,696.19
2016	\$275.85	\$ 9,323,302.52
2015	\$233.61	\$ 7,748,799.98
2014	\$291.82	\$ 9,733,278.92
2013	\$318.69	\$ 10,433,924.62

Total Savings Calculated As:		
Difference A/C & PDC Cost per case	times	PDC Closed Cases