

PUBLIC DEFENDER SERVICES



Annual Report

Fiscal Year 2016

Table of Contents

Executive Director's Page _____	1
Executive Summary _____	5
- Indigent Defense in West Virginia Infographic (FY15) _____	6
- PDC Summary _____	8
- Appointed Counsel Summary _____	9
- Total Indigent Defense Expenditures _____	10
Agency Information _____	11
- Team Engagement, Agency Activities, & Community Service _____	15
- A Special Farewell _____	16
- Historical & Organizational Overview _____	17
- Financial Data _____	24
-- Summary of Appropriations, Expenditures, and Fund Balances _____	24
-- Statement of Revenues, Expenditures, and Changes _____	26
Division Reports _____	27
- Voucher Processing _____	28
- Public Defender Corporations _____	29
- Criminal Law Research Center _____	30
- Appellate Advocacy Division _____	33
- Indigent Defense Commission _____	35
Appendix A - Appointed Counsel Statistics _____	37
Appendix B - PDC Statistics _____	95
Appendix C - Appointed Counsel/PDC Comparisons _____	139
Appendix D - AC Payee Totals _____	161
Appendix E – Historical Overview _____	221
- AC Three Year Comparisons _____	222
- AC/PDC Historical Overview of Key Statistical Indicators _____	237

Capitol photograph used in cover design provided by West Virginia Legislature.

Unless otherwise specified, images remain the property of Public Defender Services or the attributed contributor.

The Executive Director's Page

Public Defender Services hereby submits its annual report for the State of West Virginia's fiscal year 2015-2016.



In this third year of my tenure as the Executive Director, the agency's focus has been on directly providing support to the attorneys involved in indigent defense. Formal training on the agency's on-line voucher processing system was provided, in person, to new attorneys. Assistance on legal issues was provided to practitioners by the agency's appellate advocates, including research, moot courts, and articles. An annual conference was held which featured nationally renowned authors and speakers. The agency continues to work on updating the agency's practice manuals, with a revised compilation of jury instructions soon to be published. The Indigent Defense Commission has been drafting and reviewing standards for indigent defense which should serve as a guide for those who take on this noble cause.

The effort to address the incidents of overbilling continued. The common thread among the targeted counsel's practices is the complete absence of any formal timekeeping system. Accordingly, the agency has requested programming changes to its online voucher system so that it can be, in fact, used as a timekeeping system. The software is currently being tested and debugged and may be ready for use before the agency's annual conference in 2017.

Notably, of course, this fiscal year was the twilight of the administration of the Honorable Earl Ray Tomblin. Governor Tomblin is to be commended for the commitment to fulfilling the State of West Virginia's constitutional obligation to provide counsel to those who could not otherwise afford representation. Over 47 million dollars was provided for this purpose in the fiscal year, which, on a per capita basis, ranks among the highest funding in the nation. However, the continued search for the source of funds is a daunting task and a challenge that has to be met and resolved for subsequent fiscal years.

I want to close with one point. Notwithstanding any debate over the structure of indigent defense, the focus must always remain on the primary purpose of the agency's efforts – ensuring the zealous and effective representation of the affected clientele. Whatever action is taken, it cannot be taken for purely economic reasons or for efficiency or for ease of effort; instead, it must be taken because it ensures that the interests of the indigent citizens of this state will be better served in the defense of charges that the State brings against them.

The words of Justice Black in *Gideon v. Wainwright*, 372 U.S. 335 (1963), eloquently emphasizes the point:

[R]eason and reflection require us to recognize that in our adversary system of criminal justice, any person haled into court, who is too poor to hire a lawyer, cannot be assured a fair trial unless counsel is provided for him. This seems to us to be an obvious truth. Governments, both state and federal, quite properly spend vast sums of money to establish machinery to try defendants accused of crime. Lawyers to prosecute are everywhere deemed essential to protect the public's interest in an orderly society. Similarly, there are few defendants charged with crime, few indeed, who fail to hire the best lawyers they can get to prepare and present their defenses. That government hires lawyers to prosecute and defendants who have the money hire lawyers to defend are the strongest indications of the wide-spread belief that lawyers in criminal courts are necessities, not luxuries. The right of one charged with crime to counsel may not be deemed fundamental and essential to fair trials in some countries, but it is in ours. From the very beginning, our state and national constitutions and laws have laid great emphasis on procedural and substantive safeguards designed to assure fair trials before impartial tribunals in which every defendant stands equal before the law. This noble ideal cannot be realized if the poor man charged with crime has to face his accusers without a lawyer to assist him.

And I further reiterate the quote from *Griffin v. Illinois*, 351 U.S. 12 (1956), that I include in the agency's correspondence or communications: "There can be no equal justice where the kind of trial a man gets depends on the amount of money he has."

So, as the new fiscal year unfolds and a new administration begins, the agency's mission will continue to be the improvement of the system by which the State of West Virginia delivers its legal services in fulfillment of its constitutional obligation, but the effort will always be done with the intent to make sure that it is the interests of the citizens who are directly impacted that are best served.

Respectfully,

Dana F. Eddy
Executive Director
Public Defender Services



PDS Employees & Interns Pose with Governor Tomblin (Left to Right):

Dana Eddy, Sydney Hughes, Elise Edwards, Zoe Zyta, Fern Peters, Stephanie Thornton, Governor Tomblin, Betsy Chapman, Sydney Stollings, Grace Tylutki, Rachel McConnell, Hannah Barton, and Ermon Ward

Photo courtesy of Office of the Governor

[Page intentionally left blank]

Executive Summary



Dana Eddy and Governor Tomblin

Photo courtesy Office of the Governor

Indigent Defense in West Virginia – FY 2016 Infographics
Appointed Counsel Summary
Public Defender Corporation Summary
Total Indigent Defense Expenditures

Indigent Defense in West Virginia FY 2016

Appointed Counsel

30,754

Claims Paid



Cases Closed

Public Defender Corporations

33,799

\$25,757,233

Total Amount
Paid in Claims



Total
Disbursements

\$19,017,163

Average Cost

\$53.32

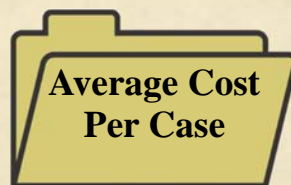


Per Hour

\$100.23[◇]

\$838.50

Average Cost
Per Case



\$562.65

◇ Average cost per hour for Public Defender Corporations is calculated by removing Administrative Time (i.e., all non-client related work, such as office administration and paid leave) and Drug Court Time. This provides a better indicator of the amount it costs for direct legal services to compare to Appointed Counsel. **If you include Administrative Time (62,686.7) and Drug Court Time (1,287.90), the average cost per hour for Public Defender Corporations is \$74.96**

**Indigent Defense in West Virginia
FY 2016
Excluding 4th Circuit***

**Appointed
Counsel**

28,805

Claims Paid



Cases Closed

**Public Defender
Corporations**

33,426

\$24,691,670

Total Amount
Paid in Claims



Total
Disbursements

\$17,299,898

Average Cost

\$53.26

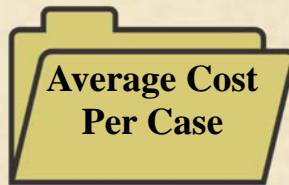


Per Hour

\$92.94[◇]

\$857.20

Average Cost
Per Case



\$517.56

* The 4th Circuit PDC began taking cases in January, 2016, and wasn't fully staffed and fully operational until the end of FY 2016, resulting in a substantially low number of cases closed (373). Due to this transition, all data relating to the 4th Circuit was removed from the calculations for both programs. It's important to note that the 4th Circuit PDC has already closed 808 cases during FY 2017 (as of January, 2017).

◇ Average cost per hour for Public Defender Corporations is calculated by removing Administrative Time (i.e., all non-client related work, such as office administration and paid leave) and Drug Court Time. This provides a better indicator of the amount it costs for direct legal services to compare to Appointed Counsel. **If you include Administrative Time (60,483.3) and Drug Court Time (1,283.90), the average cost per hour for Public Defender Corporations is \$69.78.**

**PUBLIC DEFENDER SERVICES
STATISTICAL SUMMARY
PUBLIC DEFENDER CORPORATIONS
FISCAL YEAR 2016**

Total Number of Cases Closed	33,799.00
Total Amount Disbursed to Corporations* ¹	\$19,017,163.41
Average Total Cost Per Cases Closed	\$562.65

SUMMARY OF HOURS**	With Admin	Without Admin
Total In Court Hours Worked	51,074.60	51,074.60
Total Out of Court Hours Worked	138,656.30	138,656.30
Total Drug Court Hours Worked	1,287.90	1,287.90
Total Administrative Hours Worked	62,686.70	Not Considered
<hr/>		
Total Number of Hours Worked during FY 2016	253,705.50	191,018.8
Average Total Cost Per Hour	74.96	99.56
Percent of Total In Court Hours	20.13%	26.74%
Percent of Total Out of Court Hours	54.65%	72.59%
Percent of Drug Court Hours Worked	0.51%	0.67%
Percent of Total Administrative Hours	24.71%	Not Considered

**Note: Total amount disbursed includes payments made on behalf of Corporations to audit providers; Office of Technology; State Auditor's Office; and Legal Research Services.*

¹ *Includes \$400,000 disbursement in FY15 to 4th Judicial Circuit PDC for startup expenses.*

***Note: The Summary of Hours illustrates the difference in considering the total administration time reported by Public Defenders. These Administrative Hours include Holiday, Sick and Annual Leave hours paid to Corporation Attorneys. Moreover, it includes performance reviews as well as management of the facilities and personnel. It also includes time that cannot readily be allocated to a single case such as representing numerous clients on the same day in municipal court and peer reviewing files to ensure adequate legal representation by counsel.*

**PUBLIC DEFENDER SERVICES
STATISTICAL SUMMARY
APPOINTED COUNSEL
FISCAL YEAR 2016**

Total Amount Paid In Claims	\$25,787,233.03
Total Fees Paid to Counsel	\$23,259,575.65
Total Expenses Paid	\$2,527,657.38
Total Hours In-Court	74,711.26
Total Hours Out-Of-Court	408,883.81
Total Number of Hours Paid	483,595.07
Percent of Total Hours In-Court	15.45%
Percent of Total Hours Out-Of-Court	84.55%
Percent of Total Funds Paid Attributable To Fees	90.20%
Percent of Total Funds Paid Attributable To Expenses	9.80%
Average Total Cost Per Hour	\$53.32

Total Claims Paid	36,728	
Less: Supplemental Claims Paid ¹		(5,041)
Less: Direct Claims Paid		(933)
Total Claims Paid without Supplemental & Direct		30,754

Comparative Analysis between All Claims and Claims Without Supplemental and Direct

	All Claims	W/O Supp & Dir.
Average Total Cost Per Claim	\$702.11	\$838.50
Average Counsel Fee Per Claim	\$633.29	\$756.31
Average Expenses Per Claim	\$68.82	\$82.19

1. In past years, "Supplemental Claims Paid" did not take into account the multiple vouchers paid in one child abuse and neglect proceeding. By taking such proceedings into consideration, the number for "Supplemental Claims Paid" will increase and the number for "Total Claims Paid without Supplemental & Direct" will necessarily decrease.

PUBLIC DEFENDER SERVICES
TOTAL INDIGENT DEFENSE EXPENDITURES

Circuit	APPOINTED COUNSEL	PUBLIC DEFENDER CORPS	TOTAL EXPENDITURES
1	1,446,918.16	1,106,996.13	2,553,914.29
2	373,574.87	485,830.01	859,404.88
3	602,295.77		602,295.77
4	1,095,562.16	1,717,264.95	2,812,827.11
5	1,306,724.41	925,307.60	2,232,032.01
6 & 24	1,584,594.46	1,828,266.31	3,412,860.77
7	595,798.06	651,387.95	1,247,186.01
8	413,000.14	410,606.19	823,606.33
9	1,796,451.72	920,436.37	2,716,888.09
10	1,089,514.75	1,077,148.13	2,166,662.88
11	576,424.16	608,513.84	1,184,938.00
12	389,694.40	577,955.07	967,649.47
13	2,019,335.06	2,800,474.42	4,819,809.48
14	1,225,550.89		1,225,550.89
15	500,075.19	1,055,526.13	1,555,601.32
16	987,973.23		987,973.23
17	1,105,748.04		1,105,748.04
18	265,527.76	402,991.19	668,518.95
19	767,367.97		767,367.97
20	634,037.55		634,037.55
21	496,534.58		496,534.58
22	773,557.57		773,557.57
23	1,631,304.13	2,725,184.25	4,356,488.38
25	700,752.96	847,203.72	1,547,956.68
26	756,575.47		756,575.47
27	829,153.40		829,153.40
28	330,631.85	326,784.31	657,416.16
29	706,911.17		706,911.17
30	515,099.09	549,286.84	1,064,385.93
31	270,544.06		270,544.06
Grand Total	25,787,233.03	19,017,163.41	44,804,396.44

Agency Information



Joey Garcia, Director of Legislative Affairs for Governor Tomblin, attends the 2016 Indigent Defense Conference

Team Engagement & Agency Activities

Community Service

A Special Farewell

Contact Information

Organizational Chart

Historical Overview

Financial Data

- **Summary of Appropriations, Expenditures, and Fund Balances**
- **Statement of Revenues, Expenditures, and Changes in Fund Balances**

Agency Contact Information

Dana F. Eddy
Betsy Chapman
Donald L. Stennett
John P. Smolder
Brenda K. Thompson

Executive Director
Assistant
Deputy Director
Chief Financial Officer
General Counsel

One Players Club Drive, Suite 301
Charleston, WV 25311

Phone: (304) 558-3905
Fax: (304) 558-1098

Criminal Law Research Center

Pam Clark

Coordinator

Appellate Division

Crystal Walden
Matthew Brummond
Jason Parmer
Scott Johnson
Sarah Saul
Rhonda Ashworth

Director
Appellate Counsel
Appellate Counsel
Appellate Counsel
Paralegal
Secretary

Public Defender Corporation Resource Center

Dana F. Eddy
Jonathan Friley
Stephanne Thornton
Lori Waller

Director
Administrator
Criminal Justice Specialist
Juvenile Resource Specialist

Accounting and Auditing Division

Donald L. Stennett
Teresa Asbury
Heather Atkins
Rosa McFarland
Rachel Flynn
Kimberly Bennett
[Vacant]

Director
Supervisor
Accounting Technician
Accounting Technician
Accounting Technician
Accounting Technician
Receptionist

Operations

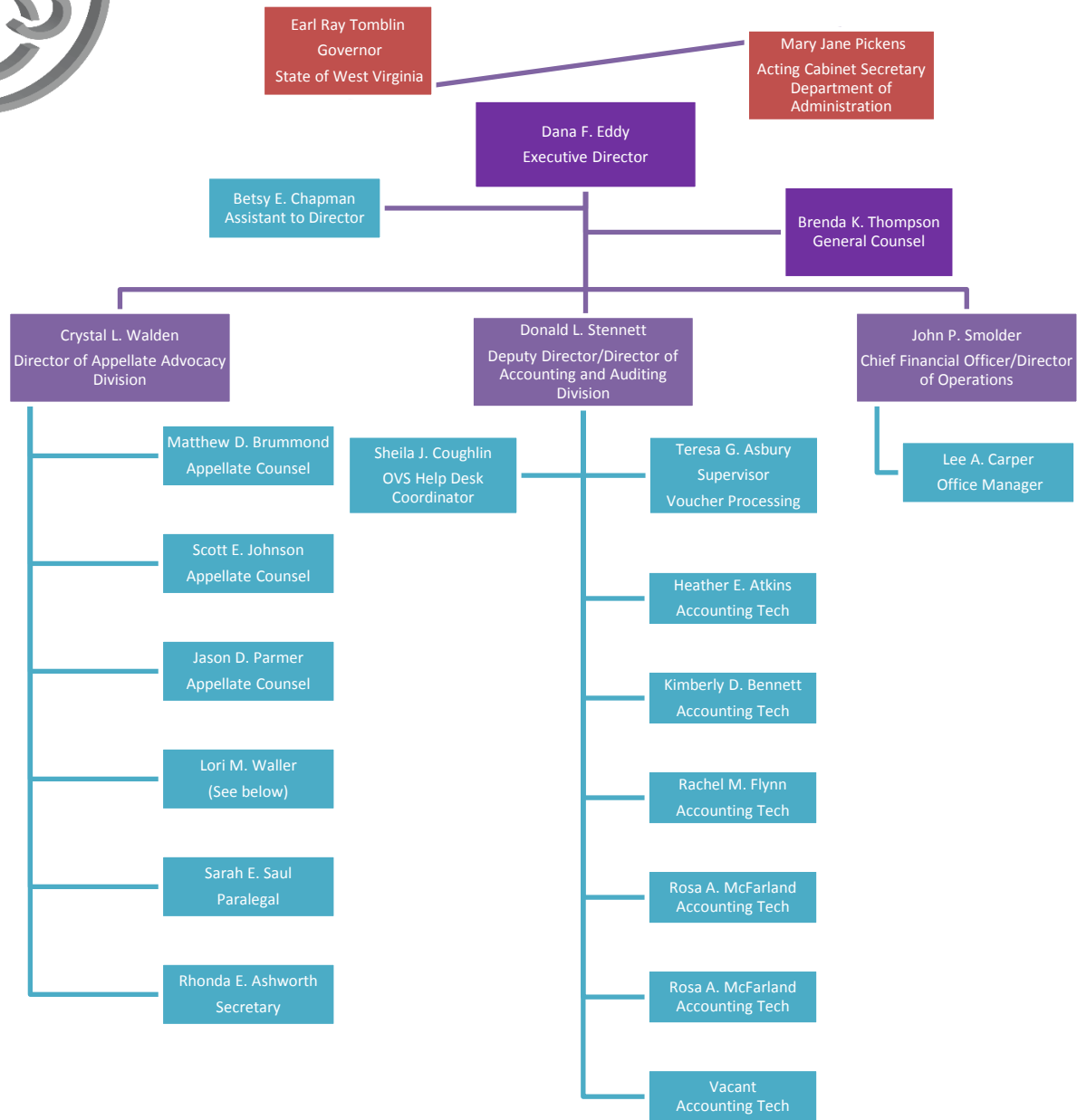
John P. Smolder
[Vacant]
Lee Carper

Director
Receptionist
Office Manager

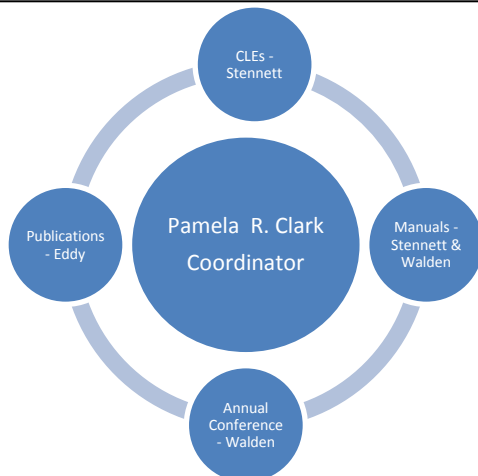
Special Projects

Sheila Coughlin

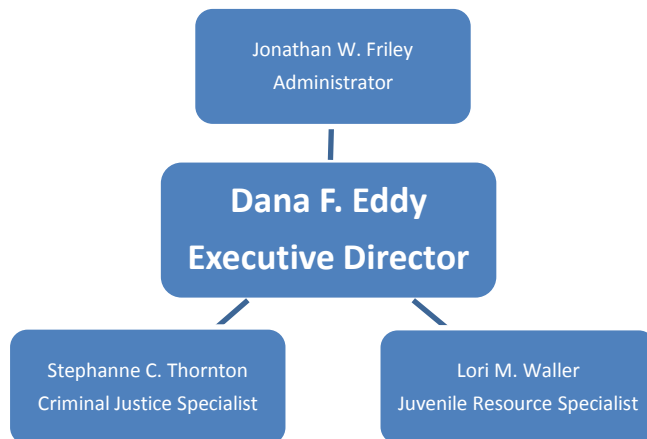
Coordinator



CRIMINAL LAW RESEARCH CENTER



PUBLIC DEFENDER CORPORATION RESOURCE CENTER





Team Engagement & Agency Activities

Agencies, businesses, other organizations, and employees benefit from a workplace culture that encourages appreciation, recognition, and thinking outside the box. In addition to monthly brown-bag luncheons, we hold various events through the year to celebrate achievements and build a more cohesive and engaged team. Two of our favorite events this year were our Halloween party and a staff retreat at Coonskin Park (as part of Employee Recognition Week).



Community Service

We also value service to our community. This year we held two community service drives. First, we selected the YWCA Sojourner's Shelter for Homeless Women & Families¹ as our holiday charity. For approximately two weeks, members of the office gathered basic and essential items such as underwear, laundry detergent, and toothbrushes, as well coffee and healthy snacks for the residents.

¹ The Shelter serves homeless single women, women with children, men with custody of their children, and intact families. Upon entering the shelter, residents must shower and often only have the clothes on his or her back, thus the need for underwear and laundry detergent. While the items gathered may seem mundane, for a person leaving a crisis situation, the ability to have a clean body and clean clothes is needed and appreciated. This experience reminded us that sometimes, the simple gifts are the one most cherished. For more information visit their website at <https://www.ywcacheleston.org/homeless-services>.

Our second community service drive was in response to the traumatic and devastating floods that affected so many. We collected many of the same items from our Sojourner drive and donated them to those in need.



We also participated in two charity initiatives as part of Public Service Recognition Week (PSRW). The first initiative collected 86 books for area daycare centers, preschools, and public schools. For our second initiative, we created a “Doggie Bag” containing pet supplies and treats to be raffled off during Public Service Recognition Week. Our gift basket (along with themed baskets from six other agencies) helped raise \$1,205 for the Mountain Mission and WVU Children’s Hospital.

A Special Farewell

This year we also said “best wishes” to Kitty Wilson, our Chief Financial Officer, who retired after thirty years of service. Kitty’s passion and dedication to state government and to our agency was undeniable. Kitty remains in contact, and has even joined us for some of our brown-bag luncheons.



PUBLIC DEFENDER SERVICES

Historical Overview

1. The State of West Virginia's Constitutional Obligation.

Over fifty years ago, the Supreme Court of the United States recognized that:

[R]eason and reflection require us to recognize that in our adversary system of criminal justice, any person haled into court, who is too poor to hire a lawyer, cannot be assured a fair trial unless counsel is provided for him. This seems to us to be an obvious truth. Governments, both state and federal, quite properly spend vast sums of money to establish machinery to try defendants accused of crime. Lawyers to prosecute are everywhere deemed essential to protect the public's interest in an orderly society. ... The right of one charged with crime to counsel may not be deemed fundamental and essential to fair trials in some countries, but it is in ours. From the very beginning, our state and national constitutions and laws have laid great emphasis on procedural and substantive safeguards designed to assure fair trials before impartial tribunals in which every defendant stands equal before the law. This noble idea cannot be realized if the poor man charged with crime has to face his accusers without a lawyer to assist him.

Gideon v. Wainwright, 372 U.S. 335, 344, 83 S.Ct. 792 (1963). With this decision, the Supreme Court of the United States extended the Sixth Amendment guarantee of the assistance of counsel in criminal prosecutions to the states through the Fourteenth Amendment. Essentially, states had to provide counsel for persons who were too poor to pay for legal services when these persons were confronted with criminal charges or the loss of other important rights by reason of state action.

The Supreme Court of Appeals of West Virginia reaffirmed this constitutional mandate as follows:

“There can be no equal justice where the kind of trial a man gets depends on the amount of money he has. ...” *Griffin v. Illinois*, 351 U.S. 12, 76 S.Ct. 585, 100 L.Ed. 891 (1956). ... The state must, as a matter of equal protection, provide indigents with the basic tools for an adequate defense or appeal, when those tools are available for a price to others.

State v. England, 363 S.E.2d 725, 727 (W. Va. 1987). Accordingly, a defense must be provided to indigent defendants and the defense must include not only the services of the attorney, but the provision of other services and material, including the transcripts of proceedings. *Id.*

2. The Legislative Findings.

In 1981, the following was codified at W. Va. Code §29-21-1:

The Legislature finds and declares that in certain proceedings the state is required to provide high quality legal assistance to indigent persons who would be otherwise unable to afford adequate legal counsel; that providing legal representation to those who face an economic barrier to adequate legal counsel will serve the ends of justice in accordance with rights and privileges guaranteed to all citizens by the Constitution of the United States of America and the constitution of the state of West Virginia; that the availability of quality legal assistance reaffirms the faith of our citizens in our government of laws; that the present system which utilizes appointed counsel is not operating satisfactorily in some areas of this state and the Legislature is presently unable to determine what system or systems will provide the most efficient means for providing legal representation; that there is a need to explore alternative methods of delivering legal assistance, including the use of salaried public defenders complemented by private panel attorneys; that innovative programs and pilot projects as well as a continuation of the present appointed counsel system are necessary in separate areas of the state to provide information and experience upon which to base future legislative action.

The West Virginia Public Legal Services Council was then created “for the purpose of facilitating required legal representation of indigent persons”. W. Va. Code §29-21-3 (1981; superseded in 1989).

In 1989, the agency was renamed as Public Defender Services and was charged as follows:

The agency shall have as its principal purpose the development and improvement of programs by which the state provides legal representation to indigent persons.

W. Va. Code §29-21-4. This remains the agency’s charge.

PUBLIC DEFENDER SERVICES

An Organizational Overview

VISION: *"There can be no equal justice where the kind of trial a man gets depends on the amount of money he has." Griffin v. Illinois, 351 U.S. 12 (1956)*

MISSION STATEMENT: To fulfill the State of West Virginia's constitutional obligation to provide quality legal assistance to persons who otherwise could not afford legal counsel in proceedings in which the person's liberty interests are at stake.

ORGANIZATIONAL STRUCTURE:

Public Defender Services is within the Department of Administration for the State of West Virginia. The chief administrative officer is the Executive Director, who is appointed by the governor.

The agency has three divisions.

The Accounting and Auditing Division is charged with the following responsibilities:

The agency shall establish and the executive director or his or her designee shall operate an accounting and auditing division to require and monitor the compliance with this article by public defender corporations and other persons or entities receiving funding or compensation from the agency. The accounting and auditing division shall review all plans and proposals for grants and contracts and shall make a recommendation of approval or disapproval to the executive director. The accounting and auditing division shall prepare, or cause to be prepared, reports concerning the evaluation, inspection or monitoring of public defender corporations and other grantees, contractors, persons or entities receiving financial assistance under this article and shall further carry out the agency's responsibilities for records and reports as set forth in section eighteen of this article. The accounting and auditing division shall require each public defender corporation to submit financial statements monthly and to report monthly on the billable and nonbillable time of its professional employees, including time used in administration of the respective offices, so as to compare the time to similar time expended in nonpublic law offices for similar activities. The accounting and auditing division shall provide to the executive director assistance in the fiscal administration of all of the agency's divisions. This assistance shall include, but not be limited to, budget preparation and statistical analysis.

W. Va. Code §29-21-6(d).

The Accounting and Auditing Division also contains the voucher processing staff that processes for payment the vouchers which are submitted by private attorneys who accept appointments in eligible proceedings, which are defined as follows:

Criminal charges which may result in incarceration; juvenile proceedings; proceedings to revoke parole or probation if the revocation may result in incarceration; contempt of court; child abuse and neglect proceedings which may result in a termination of parental rights; mental hygiene commitment proceedings; extradition proceedings; proceedings which are ancillary to an eligible proceeding, including, but not limited to, proceedings to enhance sentences brought pursuant to sections eighteen and nineteen, article eleven, chapter sixty-one of this code, forfeiture proceedings brought pursuant to article seven, chapter sixty-a of this code, and proceedings brought to obtain extraordinary remedies; and appeals from or post-conviction challenges to the final judgment in an eligible proceeding. Legal representation provided pursuant to the provisions of this article is limited to the court system of the state of West Virginia, but does not include representation in municipal courts unless the accused is at risk of incarceration

W. Va. Code §29-21-2(2).

The Criminal Law Research Center is another division of the agency and has the following statutory charge:

- (1) Undertake research, studies and analyses and act as a central repository, clearinghouse and disseminator of research materials;
- (2) Prepare and distribute a criminal law manual and other materials and establish and implement standard and specialized training programs for attorneys practicing criminal law;
- (3) Provide and coordinate continuing legal education programs and services for attorneys practicing criminal law; and
- (4) Prepare, supplement and disseminate indices and digests of decisions of the West Virginia supreme court of appeals and other courts, statutes and other legal authorities relating to criminal law.

W. Va. Code §29-21-7.

Finally, the agency's third division, the Appellate Advocacy Division is established as follows:

The agency shall establish and the executive director or his or her designee shall operate an appellate advocacy division for the purpose of prosecuting litigation on behalf of eligible clients in the Supreme Court of Appeals. The executive director or his or her designee shall be the director of the appellate advocacy division.

The appellate advocacy division shall represent eligible clients upon appointment by the circuit courts or by the Supreme Court of Appeals. The division may, however, refuse the appointments due to a conflict of interest or if the executive director has determined the existing caseload cannot be increased without jeopardizing the appellate division's ability to provide effective representation. In order to effectively and efficiently use the resources of the appellate division, the executive director may restrict the provision of appellate representation to certain types of cases. The executive director may select and employ staff attorneys to perform the duties prescribed by this subsection. The appellate division shall maintain records of representation of eligible clients for record purposes only.

W. Va. Code §29-21-6(e).

In addition to the agency's divisions, the statutory framework for the agency includes two additional entities.

Indigent Defense Commission.

The first is the Indigent Defense Commission. Specifically,

- (a) There is hereby established the Indigent Defense Commission to provide assistance to Public Defender Services with regard to the general policies and procedures of the agency, including, but not limited to, the opening, closing or merging of public defender offices throughout the state and the establishment of performance measures for the qualitative review of indigent defense.
- (b) In order to demonstrate a collaborative approach to solving criminal justice problems, the commission shall consist of the Executive Director of Public Defender Services, who shall serve as chair, and the following members appointed by the Governor:
 - (1) One former or retired circuit judge;
 - (2) Three lawyers, one from each congressional district, who have significant experience in the defense of criminal cases or have demonstrated a strong commitment to quality representation of indigent defendants;
 - (3) One current chief public defender; [...],
 - (4) One nonlawyer with a demonstrated commitment to

providing legal services to the indigent;

(5) One person who is a member of an organization that advocates on behalf of people with mental illness and developmental disabilities; and

(6) One attorney with significant experience in the defense of juvenile delinquency and abuse and neglect cases.

(c) The commission shall meet at the times and places specified by the call of the chair: Provided, That the commission shall meet no less than four times each year. Members shall serve without compensation but may receive reimbursement of actual and necessary expenses for each day or portion thereof engaged in this discharge of official duties in a manner consistent with the guidelines of the Travel Management Office of the Department of Administration.

...

(f) The commission has the following powers and duties:

(1) To develop standards regarding the qualifications and training for public defenders, assistant public defenders and staff;

(2) To explore opportunities related to the training of appointed panel attorneys;

(3) To evaluate, on an annual basis, the compensation and caseloads of public defenders and appointed panel attorneys;

(4) To develop standards for providing and compensating expert witnesses, investigators and other persons who provide services related to legal representation under this article;

(5) To study, monitor and evaluate existing standards for determining eligibility for legal representation under section sixteen of this article;

(6) To study the feasibility and need of creating additional public defender corporations, the activation of public defender corporations and the formation of multicircuit or regional public defender corporations in accordance with the provisions of section eight of this article;

- (7) To study the potential for the dissolution of public defender corporations;
- (8) To study, monitor, evaluate and make recommendations regarding the training, experience and background necessary for a public defender or panel attorney to competently represent indigent defendants in capital cases; and
- (9) To monitor and make recommendations regarding the following activities of the board of directors of each public defender corporation receiving funding pursuant to this article:
 - (A) The appointment of the public defender and any assistant public defenders pursuant to subdivision (1), subsection (c), section fifteen of this article;
 - (B) The fixing of professional and clerical salaries pursuant to subdivision (2), subsection (c), section fifteen of this article; and
 - (C) The removal of any public defender, assistant public defender or other employee for misfeasance, malfeasance or nonfeasance pursuant to subdivision (3), subsection (c), section fifteen of this article.

W. Va. Code §29-21-3b.

Public Defender Corporations.

The second entity is the public defender corporation, which, if active within a judicial circuit, is “to provide legal representation ... in accordance with the provisions” of the governing statute. W. Va. Code §29-21-8(a)(2).

For each public defender corporation, a board of directors is appointed. The chairperson of the board is appointed by the governor. One to two members for each county in the judicial circuit are appointed by the county commission. One to two additional members are appointed by each county bar association within the judicial circuit. The board selects a “chief” public defender who is then responsible for the delivery of legal services by the corporation. Unless inconsistent with the governing statute, the provisions of the state’s nonprofit corporate laws govern the public defender corporations.

WEST VIRGINIA PUBLIC DEFENDER SERVICES
SUMMARY OF APPROPRIATIONS, EXPENDITURES, AND FUND BALANCES BY ACTIVITY FOR THE FUND 0226-2016-0221
FOR THE PERIOD JULY 1, 2015 - JUNE 30, 2016 (as of July 31, 2016)

	00100	09900	13000	43500	35200	78800	91300	TOTAL
TOTAL APPROPRIATIONS								
2016 APPROPRIATIONS	\$ 1,419,650.00	\$ 317,429.00	\$ 45,840.00	\$ -	\$ 19,199,406.00	\$ 10,723,115.00	\$ 6,155.00	\$ 31,711,595.00
Secretary Transfer	\$ (30,000.00)							\$ (30,000.00)
Transfer from 35200 to 78800					\$ (300,000.00)	\$ 300,000.00		\$ -
SUPP APPROP (rec 3/2/2016)				\$ 15,300,000.00				\$ 15,300,000.00
REAPPROPRIATIONS						\$ 8,689.46		\$ 8,689.46
TOTAL FUND APPROPRIATIONS	\$ 1,389,650.00	\$ 317,429.00	\$ 45,840.00	\$ 15,300,000.00	\$ 18,899,406.00	\$ 11,031,804.46	\$ 6,155.00	\$ 46,990,284.46
TOTAL EXPENDITURES								
PERSONAL SERVICES & BENEFITS								
1200 Personal Services	\$ 889,282.23	\$ -	\$ -	\$ -	\$ 26,127.69	\$ -	\$ -	\$ 915,409.92
1203 Overtime	\$ 113.04	\$ -	\$ -	\$ -	\$ -	\$ -	\$ -	\$ 113.04
1206 Annual Increment	\$ 12,985.50	\$ -	\$ -	\$ -	\$ -	\$ -	\$ -	\$ 12,985.50
2200 PEIA Fees	\$ 1,050.00	\$ -	\$ -	\$ -	\$ -	\$ -	\$ -	\$ 1,050.00
2201 Personnel Fees	\$ 4,950.00	\$ -	\$ -	\$ -	\$ -	\$ -	\$ -	\$ 4,950.00
2202 FICA	\$ 65,934.17	\$ -	\$ -	\$ -	\$ 1,974.81	\$ -	\$ -	\$ 67,908.98
2203 Public Empl Insurance	\$ 89,036.31	\$ -	\$ -	\$ -	\$ 613.82	\$ -	\$ -	\$ 89,650.13
2205 Workers Comp	\$ 1,148.86	\$ -	\$ -	\$ -	\$ 265.56	\$ -	\$ -	\$ 1,414.42
2206 Unemployment Compensation	\$ -	\$ -	\$ -	\$ -	\$ -	\$ -	\$ -	\$ -
2207 Pension & Retirement	\$ 120,091.73	\$ -	\$ -	\$ -	\$ 3,527.19	\$ -	\$ -	\$ 123,618.92
2208 PEIA-OPEB Contribution	\$ 35,358.10	\$ -	\$ -	\$ -	\$ 150.46	\$ -	\$ -	\$ 35,508.56
TOTAL PERSONAL SERV & BENEFITS	\$ 1,219,949.94	\$ -	\$ -	\$ -	\$ 32,659.53	\$ -	\$ -	\$ 1,252,609.47

UNCLASSIFIED EXPENSES

3200 Office Expense	\$	-	\$	19,283.98	\$	-	\$	-	\$	300.93	\$	-	\$	-	\$	19,584.91
3201 Printing & Binding	\$	-	\$	-	\$	-	\$	-	\$	-	\$	-	\$	-	\$	-
3202 Rental Expense	\$	-	\$	38,928.60	\$	45,840.00	\$	-	\$	-	\$	-	\$	-	\$	84,768.60
3204 Telecommunications	\$	-	\$	1,643.29	\$	-	\$	-	\$	-	\$	-	\$	-	\$	1,643.29
3206 Contractual & Professional	\$	-	\$	32,395.32	\$	-	\$	322,517.80	\$	18,509,040.17	\$	272,226.25	\$	-	\$	19,136,179.54
3207 Professional Services	\$	-	\$	8,987.50	\$	-	\$	-	\$	58,000.00	\$	-	\$	-	\$	66,987.50
3208 Consultants and Consulting Fees	\$	-	\$	361.20	\$	-	\$	-	\$	-	\$	-	\$	-	\$	361.20
3211 Travel Employee	\$	-	\$	8,897.17	\$	-	\$	-	\$	1,654.12	\$	-	\$	-	\$	10,551.29
3213 Computer Services-Internal	\$	-	\$	155,121.40	\$	-	\$	-	\$	116,472.50	\$	-	\$	-	\$	271,593.90
3214 Computer Services-External	\$	-	\$	600.00	\$	-	\$	-	\$	-	\$	-	\$	-	\$	600.00
3216 Vehicle Rental	\$	-	\$	2,415.00	\$	-	\$	-	\$	325.00	\$	-	\$	-	\$	2,740.00
3217 Rental(Machine & Misc)	\$	-	\$	138.60	\$	-	\$	-	\$	-	\$	-	\$	-	\$	138.60
3218 Assoc Dues & Prof Memberships	\$	-	\$	2,700.00	\$	-	\$	-	\$	3,275.00	\$	-	\$	-	\$	5,975.00
3219 Fire, Auto, Bond & Other Insurance	\$	-	\$	2,729.00	\$	-	\$	-	\$	-	\$	6,155.00	\$	-	\$	8,884.00
3222 Supplies Household	\$	-	\$	-	\$	-	\$	-	\$	-	\$	-	\$	-	\$	-
3224 Advertising & Promotion	\$	-	\$	-	\$	-	\$	-	\$	-	\$	-	\$	-	\$	-
3229 Routine Mice Contracts/Warranties	\$	-	\$	3,409.24	\$	-	\$	-	\$	-	\$	-	\$	-	\$	3,409.24
3232 Cellular Charges	\$	-	\$	-	\$	-	\$	-	\$	-	\$	-	\$	-	\$	-
3233 Hospitality	\$	-	\$	408.18	\$	-	\$	-	\$	1,125.24	\$	-	\$	-	\$	1,533.42
3235 Energy Expense - Vehicle/Aircraft	\$	-	\$	-	\$	-	\$	-	\$	-	\$	-	\$	-	\$	-
3241 Miscellaneous	\$	-	\$	657.89	\$	-	\$	-	\$	2,168.13	\$	-	\$	-	\$	2,826.02
3242 Training & Development-In	\$	-	\$	1,533.00	\$	-	\$	-	\$	425.00	\$	-	\$	-	\$	1,958.00
3243 Training & Development-Out	\$	-	\$	916.00	\$	-	\$	-	\$	-	\$	-	\$	-	\$	916.00
3244 Postal	\$	-	\$	13,949.94	\$	-	\$	-	\$	(18.73)	\$	-	\$	-	\$	13,931.21
3245 Freight	\$	-	\$	319.16	\$	-	\$	-	\$	3.71	\$	-	\$	-	\$	322.87
3246 Supplies-Computer	\$	-	\$	-	\$	-	\$	-	\$	-	\$	-	\$	-	\$	-
3247 Software Licenses	\$	-	\$	1,654.20	\$	-	\$	-	\$	3,149.99	\$	-	\$	-	\$	4,804.19
3248 Computer Equipment	\$	-	\$	89.95	\$	-	\$	-	\$	-	\$	-	\$	-	\$	89.95
3249 Office EquipmentCurrent Exp	\$	-	\$	729.96	\$	-	\$	-	\$	2,488.80	\$	-	\$	-	\$	3,218.76
3250 Attorney Legal Service Payments	\$	-	\$	-	\$	-	\$	13,844,301.77	\$	-	\$	9,870,509.11	\$	-	\$	23,714,810.88
3251 Attorney Reimbursable Expense	\$	-	\$	-	\$	-	\$	908,904.94	\$	-	\$	683,298.82	\$	-	\$	1,592,203.76
3252 Miscellaneous Equipment Purchases	\$	-	\$	4,286.20	\$	-	\$	-	\$	-	\$	-	\$	-	\$	4,286.20
3267 Other Interest & Penalties	\$	-	\$	-	\$	-	\$	5,389.69	\$	-	\$	8.36	\$	-	\$	5,398.05
3272 PEIA Reserve Transfer	\$	-	\$	9,432.00	\$	-	\$	-	\$	-	\$	-	\$	-	\$	9,432.00
3293 Medical Service Payments	\$	-	\$	-	\$	-	\$	218,885.47	\$	-	\$	192,308.92	\$	-	\$	411,194.39
3324 State Treasurer's Office Fees	\$	-	\$	(30.00)	\$	-	\$	-	\$	-	\$	-	\$	-	\$	(30.00)
5208 Books & Periodicals	\$	-	\$	2,043.05	\$	-	\$	-	\$	-	\$	-	\$	-	\$	2,043.05
7403 Leasehold Improvements	\$	-	\$	2,800.00	\$	-	\$	-	\$	-	\$	-	\$	-	\$	2,800.00
8203 Computer Software	\$	-	\$	-	\$	-	\$	-	\$	17,955.00	\$	-	\$	-	\$	17,955.00
TOTAL UNCLASSIFIED EXPENSES	\$	-	\$	316,399.83	\$	45,840.00	\$	15,299,999.67	\$	18,716,364.86	\$	11,018,351.46	\$	6,155.00	\$	45,403,110.82
TOTAL FUND EXPENDITURES	\$	1,219,949.94	\$	316,399.83	\$	45,840.00	\$	15,299,999.67	\$	18,749,024.39	\$	11,018,351.46	\$	6,155.00	\$	46,655,720.29
FUND BALANCE	\$	169,700.06	\$	1,029.17	\$	-	\$	0.33	\$	150,381.61	\$	13,453.00	\$	-	\$	334,564.17

Public Defender Services
Statement of Revenues, Expenditures,
and Changes in Fund Balance

For the Period July 1, 2015 to June 30, 2016

2420-2016-0221

REVENUES

Sales of Publications	\$	-
Continuing Legal Education	\$	51,030.69
DVD/VIDEO Sales (with CLE)	\$	-

TOTAL REVENUES	\$	51,030.69
-----------------------	-----------	------------------

EXPENDITURES

3200 Office Expense	\$	579.09
3202 Rental Expense	\$	3,900.00
3206 Contractual Services	\$	738.75
3207 Professional Services	\$	596.80
3211 Travel Employee	\$	8.00
3216 Vehicle Rental	\$	200.00
3217 Rental(Machine & Misc)	\$	1,865.00
3218 Assoc Dues & Prof Memberships	\$	500.00
3224 Advertising & Promotional	\$	2,425.70
3233 Hospitality	\$	19,351.13
3241 Miscellaneous	\$	100.00
3242 Training & Developemnet - In State	\$	2,092.25
3243 Training & Developemnet - Out of State	\$	299.00
3244 Postage	\$	18.73
3245 Freight	\$	538.30
3324 State Treasurer's Office Fees	\$	269.84

\$ 33,482.59

Revenues Over (Under) Expenditures	\$	17,548.10
---	-----------	------------------

Fund Balance Beginning of Period July 1, 2015	\$44,174.26
--	--------------------

Fund Balance, June 30, 2016	\$61,722.36
------------------------------------	--------------------

2421-2016-0221

Fund Balance Beginning of Period	\$6.00
---	---------------

Add: Consumer Sales Tax Collections	\$0.00
Less: Remittance of Taxes	\$6.00

Fund Balance, June 30, 2016	\$0.00
------------------------------------	---------------

Division Reports



Stephen Lindsay presents "Demonstrative Evidence" at the 2016 Indigent Defense Conference

Voucher Processing

Public Defender Corporations

Criminal Law Research Center

Appellate Advocacy Division

Indigent Defense Commission

DIVISION REPORTS

AUDITING AND ACCOUNTING DIVISION: VOUCHER PROCESSING

FY 2016: Public Defender Services Vouchers Paid July 1, 2015 through June 30, 2016

	Dollar Amount Paid	Number of Vouchers
July 2015	\$1,787,012.46	2,477
August 2015	\$1,786,597.67	2,494
September 2015	\$1,786,424.71	2,723
October 2015	\$2,235,502.40	3,114
November 2015	\$2,192,885.45	3,039
December 2015	\$934,689.38	1,445
January 2016	-	-
February 2016	-	-
March 2016	\$9,096,553.41	12,704
April 2016	\$3,268,319.24	4,557
May 2016	\$2,330,441.17	3,578
June 2016	\$353,174.92	470
TOTAL	\$25,771,600.81	36,601



Voucher Processing Team (Left to Right):

- Back row – Rosa McFarland, Teresa Asbury
- Front row – Kimberly Bennett, Heather Atkins, Kitty Wilson, Rachel Flynn

AUDITING AND ACCOUNTING DIVISION: PUBLIC DEFENDER CORPORATIONS

For FY2016, there were eighteen public defender corporations serving nineteen judicial circuits (see subsequent table below). Although Public Defender Services establishes strategic objectives for the delivery of legal services to indigents in eligible proceedings, public defender corporations are not subordinate divisions of this agency. In essence, employees of the public defender corporations are neither employees of Public Defender Services nor employees of the State of West Virginia, but are employees of a specific non-profit organization governed by a board of directors appointed by the Governor, local bar associations, and county commissions.

Summary of Activated Public Defender Corporations See W.Va. Code § 29-21-8

Circuit	Fiscal Year	Office Locations
1 st	1990	Wheeling & Weirton
2 nd	Before 1991	Moundsville
4 th	2015	Parkersburg
5 th	1996	Ripley & Spencer
6 th & 24 th	1995	Huntington & Wayne
7 th	1991	Logan
8 th	1990	Welch
9 th	1991	Princeton
10 th	Before 1991	Beckley
11 th	2000	Lewisburg & Marlinton
12 th	1990	Fayetteville
13 th	1990	Charleston
15 th	1994	Clarksburg
18 th	2001	Kingwood
23 rd	Before 1991	Martinsburg & Charles Town
25 th	2000	Madison & Hamlin
28 th	Before 1991	Summersville
30 th	1990	Williamson

For FY2016, Public Defender Services made grants in the amount of \$19,017,163.41¹ to and on behalf of the Public Defender Corporations. In return for these grants, the Public Defender Corporations reported 253,705.5 attorney hours and 33,799 closed cases. This represents approximately \$74.96 per hour and \$562.65 per closed case. However, reducing the attorney time by the 62,686.7 hours reported as administrative time (191,018.8), the cost per hour increases to \$99.57² with no effect to the overall cost per case.

¹ Includes \$400,000 grant to 4th Circuit for startup expenses disbursed at the end of FY 2015. The 4th PDC began taking cases in January, 2016 and became fully staffed and operational after the end of FY 2016.

² This includes hours reported as drug court time (1,287.90)

CRIMINAL LAW RESEARCH CENTER

In the FY2016, the Criminal Law Research Center provided the following education opportunities to public defenders and to private attorneys at a substantially lower cost than commercial providers:

➤ *Trial I – Pretrial Planning*

Erma Byrd Higher,
Education Center
Beaver, WV

October 21, 2015

Matthew Brummond,

Jason Parmer,
Donald Stennett,
Crystal Walden,
Lori Waller

Fourteen (14) attorneys attended this seminar, earning 6.0 credits of continuing legal education in ethics.

➤ *Public Defender Services—2016 Annual Conference*

Stonewall Resort

June 23 & 24, 2016

Variety of Speakers

The Criminal Law Research Center organized the agency's annual conference, to which public defenders and private counsel engaged in criminal defense were invited.

The topics included:

- *Opening Remarks*, Joseph D. Garcia, Esq., Governor's Office, Director of Legislative Affairs
- *Scientific Method for Lawyers*, Drew Northrup, Esq., Assistant Public Defender, Baltimore, MD
- *Demonstrative Evidence*, Stephen Lindsay, Esq., Sutton & Lindsay, Asheville, NC
- *Innovative Motions Practice*, Michael Nogay, Esq., Sellitti, Nogay, & McCune, PLLC, Weirton, WV
- *Advocacy in Truancy Cases*, Jason Nicholas, Esq., Assistant Public Defender, 13th Judicial Circuit PDC and Shamielka Johnson, Esq., Assistant Public Defender, 13th Judicial Circuit PDC
- *McCarthy Style Cross-Examination*, Harley Wagner, Esq., The Wagner Law Firm, Martinsburg, WV
- *Representation of Parents in Abuse & Neglect Cases*, Catherine Munster, Esq., *Of Counsel*, McNeer, Highland, McMunn, & Varner, Clarksburg, WV and Joyce Yedlosky, WV Coalition Against Domestic Violence, Elkview, WV

- *Effective Advocacy in Transfer Cases*, Jason Nicholas, Esq., Assistant Public Defender, 13th Judicial Circuit PDC and Lori Waller, Esq., Juvenile Resource Specialist, Public Defender Services
- *Conditional Pleas in DUI Cases*, Katherine Kessell, Esq., Assistant Public Defender, 13th Judicial Circuit PDC and David Pence, Esq., Zerbe & Pence, PLLC, Charleston, WV
- *Brady Obligations in the Wake of Buffey v. Ballard*, George Casettle, Esq., Former Chief Public Defender, 13th Judicial Circuit PDC
- *"Who's the boss?": Ethical and Other Considerations When a Conflict Develops Between Defense Counsel and the Client*, Lonnie Simmons, Esq., DiTrapano Barrett DiPiero McGinley & Simmons, Charleston, WV
- *The West Virginia Lawyer Assistance Program*, Todd Mount Esq., Shaffer & Shaffer, Madison, WV
- *American Pain, Keynote*, John Temple, Author, Morgantown, WV
- *First Choice—A Discussion of Addiction Resources Available*, Heather McDaniel, Help4WV, Charleston, WV
- *Piercing the Rape Shield in Sex Cases*, Mike Klinkosum, Esq., Tin Fulton, Raleigh, NC
- *Setting Up Persuasive Opening Statements and Closing Arguments*, Richard Jaffe, Esq., Jaffe, Hanle, Whisonant & Knight, P.C., Birmingham, AL
- *What Is Addiction?*, Dr. Carl Sullivan, Professor and Vice-Chair, Department of Behavioral Medicine and Psychiatry at West Virginia University School of Medicine and Medical Director of Substance Abuse Programs, West Virginia University Hospitals, Inc.
- *@\$#& You Shouldn't Write, Say, Do, or Even THINK!*, Scott Johnson, Esq., Public Defender Services



John Temple, 2016 Indigent Defense Conference Keynote Speaker and Author of "American Pain", and his wife Hollee Temple.

Award Recipients

- David Zehnder, Former Chief Public Defender, 2nd Judicial Circuit PDC, *Third Annual John A. “Jack” Rogers Award for Outstanding Leadership in Public Service*
- Franklin D. Cleckley, Former Justice, The Supreme Court of Appeals of West Virginia, *Third Annual Award for Outstanding Scholarship in Criminal Law*

Two Hundred Nine (209) attorneys attended these conferences. Attendees earned 14.9 credits of continuing legal education, including 2.8 hours of ethics/office. Additional credits were available by ordering DVDs of concurrent seminars not attended.

The Criminal Law Research Center continued its publication of the Legislative Watch, and reported on legislative activity and laws affecting criminal laws or criminal defense.

The Criminal Law Research Center also published three (3) newsletters that addressed general issues affecting the criminal defense practice, discussed specific issues affecting the operations of Public Defender Services, and provided summaries of relevant decisions of the Supreme Court of Appeals of West Virginia and the Supreme Court of the United States.

The Criminal Law Research Center continues to maintain a library of material that is available to practitioners throughout the state. The material is listed on the agency’s website at www.pds.wv.org.



At the 2016 Indigent Defense Conference (Left to Right):

- **David Zehnder** (Former Chief Public Defender, 2nd PDC & Third Annual John A. “Jack” Rogers Award for Outstanding Leadership in Public Service Recipient)
- **Jack Rogers** (former Executive Director, Public Defender Services)
- **Brett Ferro** (Chief Public Defender, 2nd PDC)

APPELLATE ADVOCACY DIVISION

“The right of an accused in a criminal trial to due process is in essence, the right to a fair opportunity to defend against the State’s accusations.” *Chambers v. Mississippi*, 410 U.S. 284, 294, 93 S. Ct. 1038, 1045 (1973). The Appellate Advocacy Division strives to protect this right and to ensure that West Virginia conducts its criminal trials in accordance with the rule of law rather than compromising justice in light of the citizen-defendants’ perceived opprobrium.

The Appellate Advocacy Division’s primary task is to pursue appeals on behalf of indigent criminal defendants throughout the state who stand convicted of serious crimes resulting in lengthy prison sentences. The Appellate Division prefers complex cases or cases presenting issues of first impression so that in addition to protecting each individual client’s rights, the law in general can advance in a positive direction.

The Appellate Division enjoyed a successful year in FY2016! The Division welcomed Scott Johnson to the team. Scott brings with him a wealth of experience in criminal law and appellate advocacy. Welcome Scott!

Additionally, Jason Parmer obtained a reversal and acquittal in the Supreme Court of Appeals of West Virginia. The *Louk* decision involved an issue of first impression regarding behavior the Legislature intended to punish under W.Va. Code § 61-8D-4a, the statute which criminalizes child neglect causing death. *State v. Louk*, 237, W.Va. 200, 786 S.E.2d 219 (2016). The *Louk* court issued an opinion that is in align with the majority view across the country, holding that prenatal conduct is not covered under child neglect statutes unless specified by the Legislature. The *Louk* court explained the Legislature can easily include the unborn child in W.Va. Code § 61-8D-4a with clarity as it has done in several other statutes.

The Appellate Advocacy Division believes that trial and appellate lawyers can develop a united front in the defense of the indigent citizens of our state. In an effort to implement this team approach, the division assists attorneys throughout the State by answering attorney assistance calls and participating in continuing legal education programs offered by the Criminal Law Research Center. The Appellate lawyers participated in every CLE program the Criminal Law Research Center held this year, including the Annual Conference.



Crystal Walden, Director of the Appellate Advocacy Division, with Richard Jaffe at the 2016 Indigent Defense Conference

The number of attorney assistance calls the Appellate Division handled during fiscal year 2015 increased. The Appellate Division welcomes any practicing criminal defense lawyer within the state to call with legal questions they may have, regarding a court appointed case. The assigned appellate attorney will research any issue and provide prompt feedback. The Appellate Division offers other services, as well. The attorneys will brainstorm issues in a case, review discovery and offer suggestions or host a moot court in person or via phone conference.

The Appellate Advocacy Division is dedicated to vigorous representation of every client during both the trial and appellate phase. The division's ultimate goal is to help to ensure that every indigent citizen charged with a crime enjoys all the constitutional rights and protections guaranteed under the constitutions of both the United States and West Virginia.



PDS Appellate Staff (Left to Right)

Scott Johnson (Appellate Attorney), **Lori Waller** (Appellate Attorney, now the Juvenile Resource Specialist as part of the Public Defender Corporation Resource Center), **Crystal Walden** (Director), **Sarah Saul** (Paralegal), **Rhonda Ashworth** (Secretary), and **Matt Brummond** (Appellate Attorney).

Not Pictured: **Jason Parmer** (Appellate Attorney)

INDIGENT DEFENSE COMMISSION

The members are the Honorable John L. Cummings, Senior Status Judge from Milton; Valena E. Beety, WVU College of Law Professor and Chair of the WV Innocence Project, from Morgantown; Lonnie C. Simmons, a criminal defense attorney and the Chair of the Public Defender Corporation for the 13th Judicial Circuit, from Charleston; George Castelle, former Chief Public Defender for the 13th Judicial Circuit, from Charleston; Lawrence P. Shao, Ph.D., former Professor of Finance at Marshall University, from Huntington; Karen B. Yost, President and Chief Executive Officer of Pretera Center for Mental Health Services, Inc., from Huntington; Teresa C. McCune, Chief Public Defender for the Thirtieth Judicial Circuit, from Williamson; and John H. Lehman, an attorney with significant experience in the defense of Juvenile delinquency and abuse and neglect cases, from Martinsburg. The Executive Director of Public Defender Services serves as Chair of the Commission.

Beginning with calendar year 2016, the Indigent Defense Commission created working groups to focus on the following issues: (i) standards for the indigent defense function; (ii) training and certification of counsel who take court appointments; (iii) performance guidelines and measures for public defenders; and (iv) economic analysis of data relating to indigent defense in the State of West Virginia.

At the last meeting, the Indigent Defense Commission received reports from two workgroups, which included the recommendation of standards to be adopted with respect to indigent defense and performance guidelines and measures to be utilized by public defender corporations. In the forthcoming months, the membership of the Indigent Defense Commission will review the material and will then have the material published for public comment.

With respect to the training and certification of counsel, the members of the working group have consulted with members of the State Bar's criminal law subcommittee. Continued discussion will take place before a final report is issued.

The working group on the economic analysis of data is awaiting action on the performance guidelines and measures.

The Indigent Defense Commission anticipates its next meeting will be held in March of 2017.



Meshea Poore, President-Elect of the Board of Governors for the WV State Bar (and former Public Defender with the 13th PDC), discusses the relationship between the State Bar and the indigent defense attorneys at the 2016 Indigent Defense Conference.

[Page intentionally left blank]

Appendix A

Appointed Counsel Statistics



Brenda Thompson and Sheila Coughlin cover an information table at a WV State Bar Meeting

Summary of Claims Paid

Claims Paid

- **Total**
- **Without Supplemental or Direct Expenses**

Fees Paid by Case Type

Expenses Paid by Case Type (including Direct Expenses)

Direct Expense Claims Paid by Case Type

Expenses Paid by Category

Hours Paid by Case Type

Time Paid In Court / Out of Court

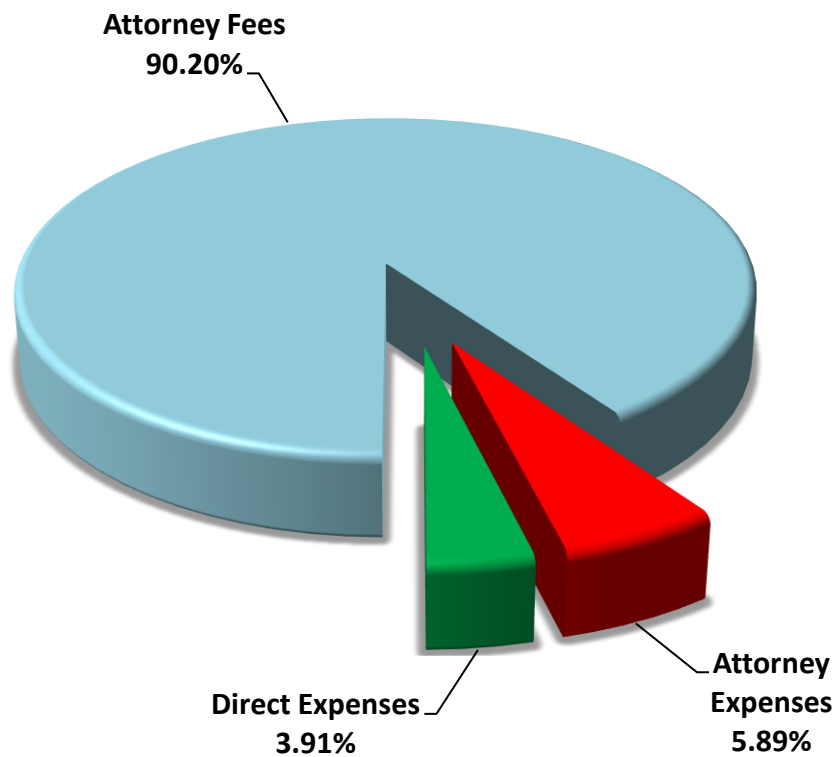
Average Costs by Case Type

- **Total**
- **Without Supplemental or Direct Expenses**

Average Per Charge

**PUBLIC DEFENDER SERVICES
SUMMARY OF APPOINTED COUNSEL CLAIMS PAID**

Attorney Fees	\$23,259,575.65
Attorney Expenses	\$1,518,135.09
Direct Expenses	\$1,009,522.29
Total Claims Paid	\$25,787,233.03



**PUBLIC DEFENDER SERVICES
SUMMARY REPORT FOR APPOINTED COUNSEL
ATTORNEY HOURS, FEES, AND EXPENSES**

Circuit County	Attorney Hours	Attorney Fees (\$)	Attorney Expenses (\$)	Direct Expenses (\$)	Total Expenses (\$)	Total Fees & Expenses (\$)
01 Circuit						
BROOKE	4,749.09	225,711.87	15,749.71	14,791.10	30,540.81	256,252.68
HANCOCK	7,778.03	373,843.32	27,257.19	6,849.73	34,106.92	407,950.24
OHIO	15,703.70	737,189.86	43,629.18	1,896.20	45,525.38	782,715.24
Total	28,230.82	1,336,745.05	86,636.08	23,537.03	110,173.11	1,446,918.16
02 Circuit						
MARSHALL	3,191.13	152,184.06	4,503.67	7,646.30	12,149.97	164,334.03
TYLER	1,020.20	48,881.07	5,314.35	-	5,314.35	54,195.42
WETZEL	3,021.20	145,757.03	9,288.39	-	9,288.39	155,045.42
Total	7,232.53	346,822.16	19,106.41	7,646.30	26,752.71	373,574.87
03 Circuit						
DODDRIDGE	4,030.80	190,756.26	24,334.57	11,367.64	35,702.21	226,458.47
PLEASANTS	2,364.60	112,162.25	10,066.52	4,122.98	14,189.50	126,351.75
RITCHIE	4,443.50	212,225.34	17,926.24	19,333.97	37,260.21	249,485.55
Total	10,838.90	515,143.85	52,327.33	34,824.59	87,151.92	602,295.77
04 Circuit						
WIRT	1,233.90	58,159.68	6,707.92	18,315.03	25,022.95	83,182.63
WOOD	18,783.02	893,246.99	54,504.96	64,627.58	119,132.54	1,012,379.53
Total	20,016.92	951,406.67	61,212.88	82,942.61	144,155.49	1,095,562.16
05 Circuit						
CALHOUN	4,134.97	199,810.22	24,827.00	-	24,827.00	224,637.22
JACKSON	7,682.74	377,292.32	44,718.80	10,927.74	55,646.54	432,938.86
MASON	7,806.79	377,288.55	18,339.46	7,355.00	25,694.46	402,983.01
ROANE	4,473.46	219,591.87	25,459.67	1,113.78	26,573.45	246,165.32
Total	24,097.95	1,173,982.96	113,344.93	19,396.52	132,741.45	1,306,724.41
06 Circuit						
CABELL	22,693.27	1,138,335.52	28,577.74	19,304.49	47,882.23	1,186,217.75
Total	22,693.27	1,138,335.52	28,577.74	19,304.49	47,882.23	1,186,217.75
07 Circuit						
LOGAN	11,374.10	547,378.83	35,708.36	12,710.87	48,419.23	595,798.06
Total	11,374.10	547,378.83	35,708.36	12,710.87	48,419.23	595,798.06
08 Circuit						
MCDOWELL	7,256.37	349,298.57	28,461.97	35,239.60	63,701.57	413,000.14
Total	7,256.37	349,298.57	28,461.97	35,239.60	63,701.57	413,000.14
09 Circuit						
MERCER	32,902.78	1,583,728.21	135,856.40	76,867.11	212,723.51	1,796,451.72
Total	32,902.78	1,583,728.21	135,856.40	76,867.11	212,723.51	1,796,451.72
10 Circuit						
RALEIGH	20,584.10	993,071.95	66,518.12	29,924.68	96,442.80	1,089,514.75
Total	20,584.10	993,071.95	66,518.12	29,924.68	96,442.80	1,089,514.75
11 Circuit						
GREENBRIER	7,904.99	375,364.00	3,323.53	3,474.93	6,798.46	382,162.46
POCAHONTAS	3,941.90	187,254.82	7,006.88	-	7,006.88	194,261.70
Total	11,846.89	562,618.82	10,330.41	3,474.93	13,805.34	576,424.16
12 Circuit						
FAYETTE	7,847.60	373,794.32	14,987.63	912.45	15,900.08	389,694.40
Total	7,847.60	373,794.32	14,987.63	912.45	15,900.08	389,694.40

**PUBLIC DEFENDER SERVICES
SUMMARY REPORT FOR APPOINTED COUNSEL
ATTORNEY HOURS, FEES, AND EXPENSES**

Circuit County	Attorney Hours	Attorney Fees (\$)	Attorney Expenses (\$)	Direct Expenses (\$)	Total Expenses (\$)	Total Fees & Expenses (\$)
13 Circuit						
KANAWHA	38,527.62	1,869,842.07	59,997.31	89,495.68	149,492.99	2,019,335.06
Total	38,527.62	1,869,842.07	59,997.31	89,495.68	149,492.99	2,019,335.06
14 Circuit						
BRAXTON	5,526.30	268,037.49	38,423.92	6,337.32	44,761.24	312,798.73
CLAY	6,072.40	287,749.68	26,830.19	598.63	27,428.82	315,178.50
GILMER	3,403.30	162,687.12	26,927.44	2,850.00	29,777.44	192,464.56
WEBSTER	6,883.80	333,714.44	67,994.66	3,400.00	71,394.66	405,109.10
Total	21,885.80	1,052,188.73	160,176.21	13,185.95	173,362.16	1,225,550.89
15 Circuit						
HARRISON	8,895.10	421,832.95	24,701.40	53,540.84	78,242.24	500,075.19
Total	8,895.10	421,832.95	24,701.40	53,540.84	78,242.24	500,075.19
16 Circuit						
MARION	20,193.13	944,929.22	28,510.15	14,533.86	43,044.01	987,973.23
Total	20,193.13	944,929.22	28,510.15	14,533.86	43,044.01	987,973.23
17 Circuit						
MONONGALIA	21,182.20	1,004,870.85	52,464.57	48,412.62	100,877.19	1,105,748.04
Total	21,182.20	1,004,870.85	52,464.57	48,412.62	100,877.19	1,105,748.04
18 Circuit						
PRESTON	4,924.00	231,837.05	25,685.66	8,005.05	33,690.71	265,527.76
Total	4,924.00	231,837.05	25,685.66	8,005.05	33,690.71	265,527.76
19 Circuit						
BARBOUR	7,299.60	342,951.93	26,119.92	1,550.00	27,669.92	370,621.85
TAYLOR	7,776.12	364,945.78	24,925.55	6,874.79	31,800.34	396,746.12
Total	15,075.72	707,897.71	51,045.47	8,424.79	59,470.26	767,367.97
20 Circuit						
RANDOLPH	11,904.60	577,043.30	31,198.75	25,795.50	56,994.25	634,037.55
Total	11,904.60	577,043.30	31,198.75	25,795.50	56,994.25	634,037.55
21 Circuit						
GRANT	2,934.40	140,763.44	8,105.48	13,752.52	21,858.00	162,621.44
MINERAL	4,895.60	231,845.94	8,616.99	9,916.30	18,533.29	250,379.23
TUCKER	1,401.00	66,194.47	12,026.80	5,312.64	17,339.44	83,533.91
Total	9,231.00	438,803.85	28,749.27	28,981.46	57,730.73	496,534.58
22 Circuit						
HAMPSHIRE	6,699.40	322,882.66	20,672.83	38,552.99	59,225.82	382,108.48
HARDY	5,635.60	273,032.83	17,342.83	7,178.30	24,521.13	297,553.96
PENDLETON	1,788.10	85,570.67	4,024.46	4,300.00	8,324.46	93,895.13
Total	14,123.10	681,486.16	42,040.12	50,031.29	92,071.41	773,557.57
23 Circuit						
BERKELEY	16,231.20	772,478.63	58,467.29	123,119.06	181,586.35	954,064.98
JEFFERSON	7,710.80	369,645.82	29,552.63	27,473.36	57,025.99	426,671.81
MORGAN	4,412.80	207,746.19	18,025.05	24,796.10	42,821.15	250,567.34
Total	28,354.80	1,349,870.64	106,044.97	175,388.52	281,433.49	1,631,304.13
24 Circuit						
WAYNE	7,350.80	378,947.54	19,186.42	242.75	19,429.17	398,376.71
Total	7,350.80	378,947.54	19,186.42	242.75	19,429.17	398,376.71

**PUBLIC DEFENDER SERVICES
SUMMARY REPORT FOR APPOINTED COUNSEL
ATTORNEY HOURS, FEES, AND EXPENSES**

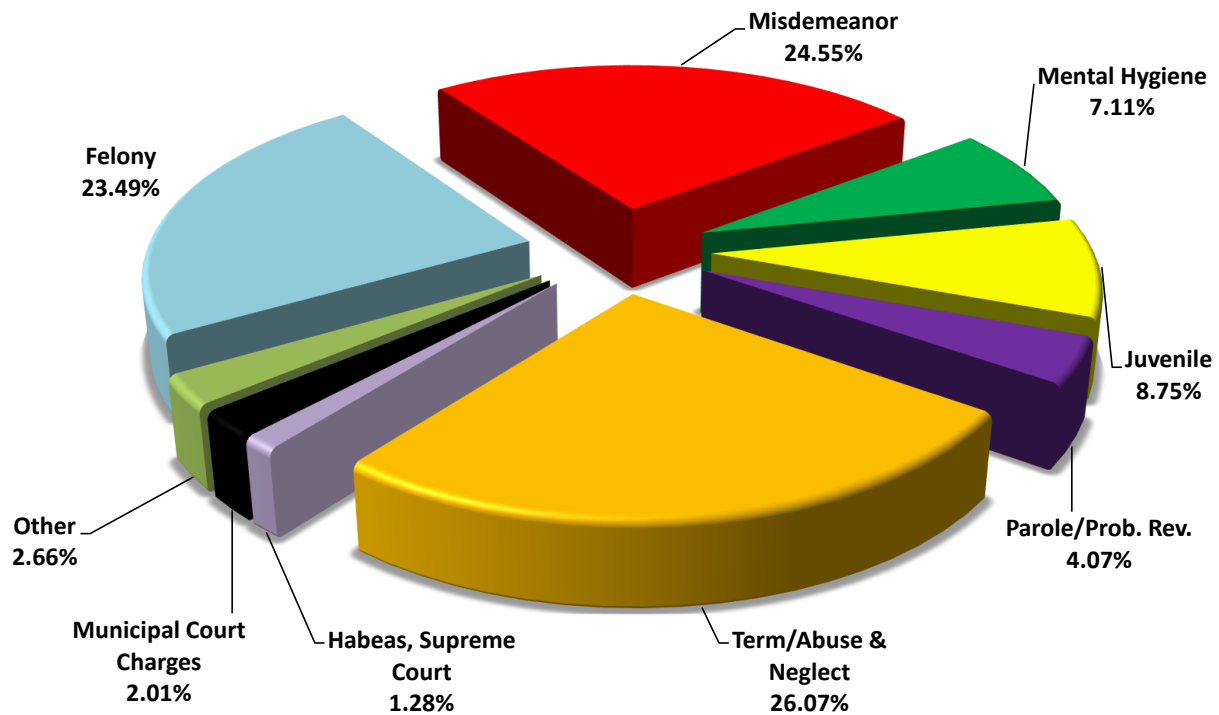
Circuit County	Attorney Hours	Attorney Fees (\$)	Attorney Expenses (\$)	Direct Expenses (\$)	Total Expenses (\$)	Total Fees & Expenses (\$)
25 Circuit						
BOONE	4,176.36	219,350.14	7,276.22	1,121.73	8,397.95	227,748.09
LINCOLN	9,229.00	450,305.81	22,625.91	73.15	22,699.06	473,004.87
Total	13,405.36	669,655.95	29,902.13	1,194.88	31,097.01	700,752.96
26 Circuit						
LEWIS	7,978.12	382,693.41	30,368.82	9,226.72	39,595.54	422,288.95
UPSHUR	6,353.59	306,169.95	27,218.75	897.82	28,116.57	334,286.52
Total	14,331.72	688,863.36	57,587.57	10,124.54	67,712.11	756,575.47
27 Circuit						
WYOMING	14,519.00	692,319.83	48,912.63	87,920.94	136,833.57	829,153.40
Total	14,519.00	692,319.83	48,912.63	87,920.94	136,833.57	829,153.40
28 Circuit						
NICHOLAS	5,988.50	286,476.59	27,636.86	16,518.40	44,155.26	330,631.85
Total	5,988.50	286,476.59	27,636.86	16,518.40	44,155.26	330,631.85
29 Circuit						
PUTNAM	13,614.24	648,747.15	38,277.31	19,886.71	58,164.02	706,911.17
Total	13,614.24	648,747.15	38,277.31	19,886.71	58,164.02	706,911.17
30 Circuit						
MINGO	10,133.05	496,320.71	10,003.53	8,774.85	18,778.38	515,099.09
Total	10,133.05	496,320.71	10,003.53	8,774.85	18,778.38	515,099.09
31 Circuit						
MONROE	2,880.40	140,179.35	10,924.02	-	10,924.02	151,103.37
SUMMERS	2,152.70	105,135.73	12,022.48	2,282.48	14,304.96	119,440.69
Total	5,033.10	245,315.08	22,946.50	2,282.48	25,228.98	270,544.06
State Total	483,595.07	23,259,575.65	1,518,135.09	1,009,522.29	2,527,657.38	25,787,233.03

**PUBLIC DEFENDER SERVICES
APPOINTED COUNSEL CLAIMS PAID**

Felony	8,628
Misdemeanor	9,017
Mental Hygiene	2,612
Juvenile	3,214
Parole/Prob. Rev.	1,495
Term/Abuse & Neglect	9,574
Habeas, Supreme Court	470
Municipal Court Charges	740
Other	978

Mag. Ct. Appeal, Mandamus/Prohibition,
Extradition, Contempt, Fugitive, Misc.

Total Claims Paid	36,728
--------------------------	---------------



**PUBLIC DEFENDER SERVICES
APPOINTED COUNSEL CLAIMS PAID**

Circuit County	Felony	Misd.	Mental Hygiene	Juvenile	Parole Prob. Rev.	Term/ Abuse & Neglect	Habeas Sup. Ct.	Municipal Court	Other	Total Claims
01 Circuit										
BROOKE	72	57	30	17	4	63	3	-	3	249
HANCOCK	107	73	12	30	52	138	5	1	8	426
OHIO	83	57	302	11	5	230	28	-	3	719
Total	262	187	344	58	61	431	36	1	14	1,394
02 Circuit										
MARSHALL	57	42	77	9	14	80	2	-	2	283
TYLER	13	3	8	7	2	7	-	-	1	41
WETZEL	29	13	68	10	10	63	4	-	3	200
Total	99	58	153	26	26	150	6	-	6	524
03 Circuit										
DODDRIDGE	69	56	11	15	31	90	1	-	14	287
PLEASANTS	41	60	5	23	7	29	1	-	9	175
RITCHIE	65	68	4	13	8	94	3	-	3	258
Total	175	184	20	51	46	213	5	-	26	720
04 Circuit										
WIRT	39	29	1	13	3	13	1	-	4	103
WOOD	430	922	276	112	40	363	31	-	69	2,243
Total	469	951	277	125	43	376	32	-	73	2,346
05 Circuit										
CALHOUN	37	58	7	2	3	167	11	-	8	293
JACKSON	120	34	5	15	18	405	6	-	22	625
MASON	214	286	49	81	43	79	1	2	17	772
ROANE	57	47	14	42	6	237	6	-	16	425
Total	428	425	75	140	70	888	24	2	63	2,115
06 Circuit										
CABELL	531	102	682	131	77	649	29	-	23	2,224
Total	531	102	682	131	77	649	29	-	23	2,224
07 Circuit										
LOGAN	188	467	-	136	22	161	5	-	11	990
Total	188	467	-	136	22	161	5	-	11	990
08 Circuit										
MCDOWELL	149	148	24	14	1	91	8	-	2	437
Total	149	148	24	14	1	91	8	-	2	437

**PUBLIC DEFENDER SERVICES
APPOINTED COUNSEL CLAIMS PAID**

Circuit County	Felony	Misd.	Mental Hygiene	Juvenile	Parole Prob. Rev.	Term/ Abuse & Neglect	Habeas Sup. Ct.	Municipal Court	Other	Total Claims
09 Circuit										
MERCER	565	430	151	603	83	841	27	25	66	2,791
Total	565	430	151	603	83	841	27	25	66	2,791
10 Circuit										
RALEIGH	273	188	54	40	40	750	18	-	12	1,375
Total	273	188	54	40	40	750	18	-	12	1,375
11 Circuit										
GREENBRIER	83	41	4	15	11	117	5	1	7	284
POCAHONTAS	23	42	15	8	-	53	-	-	4	145
Total	106	83	19	23	11	170	5	1	11	429
12 Circuit										
FAYETTE	106	194	-	10	13	203	13	20	-	559
Total	106	194	-	10	13	203	13	20	-	559
13 Circuit										
KANAWHA	962	598	-	155	88	925	44	486	51	3,309
Total	962	598	-	155	88	925	44	486	51	3,309
14 Circuit										
BRAXTON	85	138	22	31	19	121	6	1	7	430
CLAY	53	53	2	15	2	99	11	-	3	238
GILMER	46	98	6	10	7	51	7	1	38	264
WEBSTER	99	106	1	22	8	253	14	-	14	517
Total	283	395	31	78	36	524	38	2	62	1,449
15 Circuit										
HARRISON	138	88	53	29	18	129	28	-	14	497
Total	138	88	53	29	18	129	28	-	14	497
16 Circuit										
MARION	373	376	121	176	88	227	9	42	62	1,474
Total	373	376	121	176	88	227	9	42	62	1,474
17 Circuit										
MONONGALIA	400	506	98	134	119	302	17	63	54	1,693
Total	400	506	98	134	119	302	17	63	54	1,693
18 Circuit										
PRESTON	64	53	3	12	9	155	5	-	20	321
Total	64	53	3	12	9	155	5	-	20	321

**PUBLIC DEFENDER SERVICES
APPOINTED COUNSEL CLAIMS PAID**

Circuit County	Felony	Misd.	Mental Hygiene	Juvenile	Parole Prob. Rev.	Term/ Abuse & Neglect	Habeas Sup. Ct.	Municipal Court	Other	Total Claims
19 Circuit										
BARBOUR	137	145	4	66	7	197	-	-	4	560
TAYLOR	128	110	10	127	13	191	7	-	43	629
Total	265	255	14	193	20	388	7	-	47	1,189
20 Circuit										
RANDOLPH	206	334	19	81	66	90	13	58	37	904
Total	206	334	19	81	66	90	13	58	37	904
21 Circuit										
GRANT	66	66	7	32	25	33	1	-	18	248
MINERAL	136	273	8	57	50	48	6	1	7	586
TUCKER	21	33	-	24	3	5	-	-	2	88
Total	223	372	15	113	78	86	7	1	27	922
22 Circuit										
HAMPSHIRE	164	189	6	49	19	53	6	-	37	523
HARDY	79	179	6	56	28	57	1	-	8	414
PENDLETON	21	39	2	48	3	11	1	-	9	134
Total	264	407	14	153	50	121	8	-	54	1,071
23 Circuit										
BERKELEY	265	153	-	45	37	219	27	7	3	756
JEFFERSON	124	98	-	22	39	92	7	1	4	387
MORGAN	40	29	-	7	20	49	5	-	2	152
Total	429	280	-	74	96	360	39	8	9	1,295
24 Circuit										
WAYNE	72	28	21	6	39	259	4	26	1	456
Total	72	28	21	6	39	259	4	26	1	456
25 Circuit										
BOONE	103	85	1	255	17	122	5	-	11	599
LINCOLN	174	106	43	39	51	120	3	-	88	624
Total	277	191	44	294	68	242	8	-	99	1,223
26 Circuit										
LEWIS	184	192	245	17	54	36	6	-	36	770
UPSHUR	118	192	6	45	40	63	3	-	13	480
Total	302	384	251	62	94	99	9	-	49	1,250

**PUBLIC DEFENDER SERVICES
APPOINTED COUNSEL CLAIMS PAID**

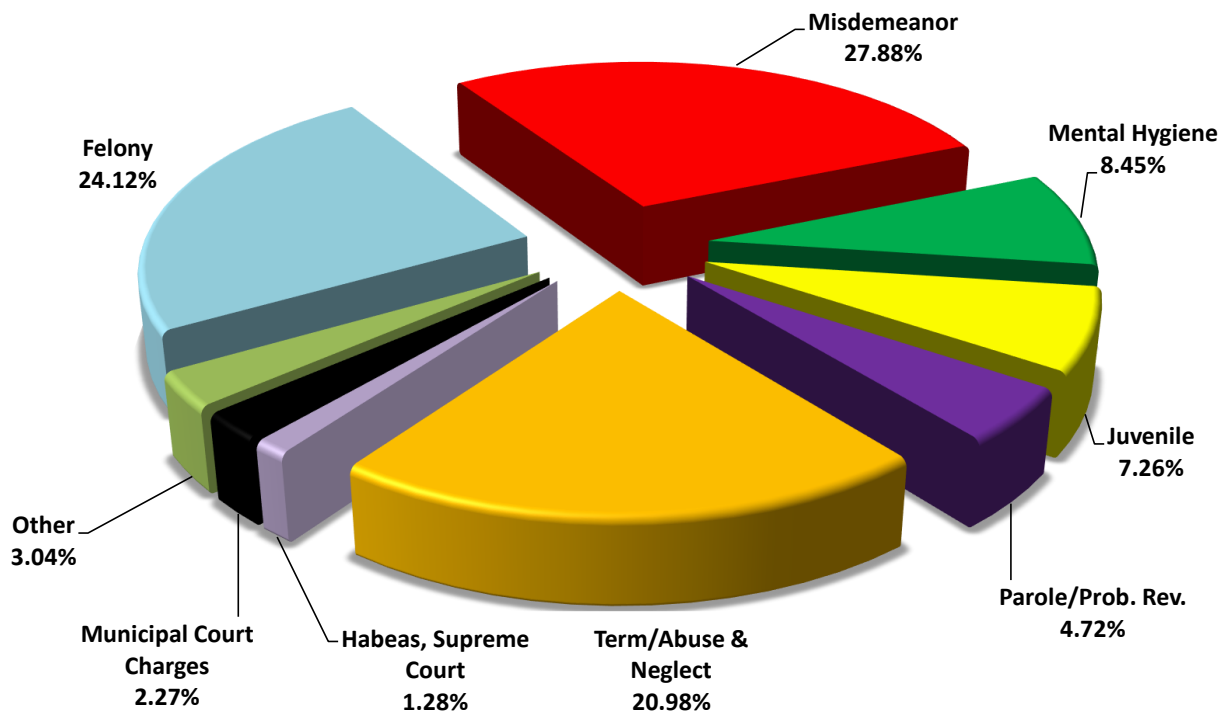
Circuit County	Felony	Misd.	Mental Hygiene	Juvenile	Parole Prob. Rev.	Term/ Abuse & Neglect	Habeas Sup. Ct.	Municipal Court	Other	Total Claims
27 Circuit										
WYOMING	361	584	13	68	21	310	3	-	11	1,371
Total	361	584	13	68	21	310	3	-	11	1,371
28 Circuit										
NICHOLAS	89	38	1	5	5	115	1	-	1	255
Total	89	38	1	5	5	115	1	-	1	255
29 Circuit										
PUTNAM	265	418	107	154	76	95	7	2	50	1,174
Total	265	418	107	154	76	95	7	2	50	1,174
30 Circuit										
MINGO	184	124	6	22	14	145	12	-	21	528
Total	184	124	6	22	14	145	12	-	21	528
31 Circuit										
MONROE	69	85	1	23	9	42	3	3	1	236
SUMMERS	51	84	1	25	8	37	-	-	1	207
Total	120	169	2	48	17	79	3	3	2	443
WV TOTAL	8,628	9,017	2,612	3,214	1,495	9,574	470	740	978	36,728

**PUBLIC DEFENDER SERVICES
APPOINTED COUNSEL CLAIMS PAID
Without Direct Expenses and Supplementals**

Felony	7,417
Misdemeanor	8,575
Mental Hygiene	2,598
Juvenile	2,232
Parole/Prob. Rev.	1,453
Term/Abuse & Neglect	6,452
Habeas, Supreme Court	394
Municipal Court Charges	699
Other	934

Mag. Ct. Appeal, Mandamus/Prohibition,
Extradition, Contempt, Fugitive, Misc.

Total Claims Paid	30,754
--------------------------	---------------



PUBLIC DEFENDER SERVICES
APPOINTED COUNSEL CLAIMS PAID WITHOUT DIRECT EXPENSES OR SUPPLEMENTALS

Circuit County	Felony	Misd.	Mental Hygiene	Juvenile	Parole Prob. Rev.	Term/ Abuse & Neglect	Habeas Sup. Ct.	Municipal Court	Other	Total Claims
01 Circuit										
BROOKE	62	53	30	14	4	42	3	-	3	211
HANCOCK	89	58	12	18	50	93	4	1	7	332
OHIO	77	51	301	8	5	217	25	-	3	687
Total	228	162	343	40	59	352	32	1	13	1,230
02 Circuit										
MARSHALL	48	42	77	8	13	74	2	-	2	266
TYLER	11	3	8	7	2	6	-	-	1	38
WETZEL	27	13	68	8	10	48	4	-	3	181
Total	86	58	153	23	25	128	6	-	6	485
03 Circuit										
DODDRIDGE	52	52	11	10	31	55	1	-	13	225
PLEASANTS	27	54	5	18	7	14	1	-	9	135
RITCHIE	47	57	4	9	8	54	2	-	3	184
Total	126	163	20	37	46	123	4	-	25	544
04 Circuit										
WIRT	22	26	1	7	2	11	-	-	4	73
WOOD	311	873	276	66	38	229	20	-	63	1,876
Total	333	899	277	73	40	240	20	-	67	1,949
05 Circuit										
CALHOUN	34	58	7	2	3	86	9	-	8	207
JACKSON	111	33	5	9	18	188	6	-	21	391
MASON	196	276	49	58	42	73	1	2	17	714
ROANE	50	47	14	16	6	95	5	-	15	248
Total	391	414	75	85	69	442	21	2	61	1,560
06 Circuit										
CABELL	476	98	672	105	77	504	28	-	22	1,982
Total	476	98	672	105	77	504	28	-	22	1,982
07 Circuit										
LOGAN	172	455	-	133	21	148	4	-	11	944
Total	172	455	-	133	21	148	4	-	11	944
08 Circuit										
MCDOWELL	117	146	24	10	1	63	4	-	2	367
Total	117	146	24	10	1	63	4	-	2	367

PUBLIC DEFENDER SERVICES
APPOINTED COUNSEL CLAIMS PAID WITHOUT DIRECT EXPENSES OR SUPPLEMENTALS

Circuit County	Felony	Misd.	Mental Hygiene	Juvenile	Parole Prob. Rev.	Term/ Abuse & Neglect	Habeas Sup. Ct.	Municipal Court	Other	Total Claims
09 Circuit										
MERCER	493	383	151	344	82	375	21	24	60	1,933
Total	493	383	151	344	82	375	21	24	60	1,933
10 Circuit										
RALEIGH	230	180	52	32	39	448	13	-	12	1,006
Total	230	180	52	32	39	448	13	-	12	1,006
11 Circuit										
GREENBRIER	65	39	4	9	11	105	4	1	7	245
POCAHONTAS	23	40	15	8	-	47	-	-	4	137
Total	88	79	19	17	11	152	4	1	11	382
12 Circuit										
FAYETTE	100	191	-	9	13	183	12	20	-	528
Total	100	191	-	9	13	183	12	20	-	528
13 Circuit										
KANAWHA	774	539	-	119	82	624	35	452	49	2,674
Total	774	539	-	119	82	624	35	452	49	2,674
14 Circuit										
BRAXTON	78	136	22	30	17	113	5	1	7	409
CLAY	48	53	2	14	2	77	9	-	3	208
GILMER	42	96	6	8	5	31	6	1	38	233
WEBSTER	92	104	1	15	8	139	12	-	12	383
Total	260	389	31	67	32	360	32	2	60	1,233
15 Circuit										
HARRISON	107	79	52	23	18	102	24	-	14	419
Total	107	79	52	23	18	102	24	-	14	419
16 Circuit										
MARION	342	362	121	105	86	151	9	40	59	1,275
Total	342	362	121	105	86	151	9	40	59	1,275
17 Circuit										
MONONGALIA	330	469	98	75	118	161	12	61	51	1,375
Total	330	469	98	75	118	161	12	61	51	1,375
18 Circuit										
PRESTON	55	51	3	8	9	78	4	-	19	227
Total	55	51	3	8	9	78	4	-	19	227

PUBLIC DEFENDER SERVICES
APPOINTED COUNSEL CLAIMS PAID WITHOUT DIRECT EXPENSES OR SUPPLEMENTALS

Circuit County	Felony	Misd.	Mental Hygiene	Juvenile	Parole Prob. Rev.	Term/ Abuse & Neglect	Habeas Sup. Ct.	Municipal Court	Other	Total Claims
19 Circuit										
BARBOUR	122	142	4	46	7	95	-	-	4	420
TAYLOR	105	99	10	58	13	79	6	-	40	410
Total	227	241	14	104	20	174	6	-	44	830
20 Circuit										
RANDOLPH	186	329	19	66	63	75	12	56	36	842
Total	186	329	19	66	63	75	12	56	36	842
21 Circuit										
GRANT	57	64	7	25	25	30	1	-	18	227
MINERAL	126	270	8	53	49	41	4	1	7	559
TUCKER	18	32	-	19	2	4	-	-	2	77
Total	201	366	15	97	76	75	5	1	27	863
22 Circuit										
HAMPSHIRE	146	184	6	39	19	51	6	-	37	488
HARDY	75	177	6	43	28	54	1	-	8	392
PENDLETON	19	39	2	37	3	11	1	-	9	121
Total	240	400	14	119	50	116	8	-	54	1,001
23 Circuit										
BERKELEY	206	150	-	40	36	192	26	7	3	660
JEFFERSON	115	96	-	17	37	77	6	1	4	353
MORGAN	32	29	-	6	19	45	4	-	2	137
Total	353	275	-	63	92	314	36	8	9	1,150
24 Circuit										
WAYNE	68	27	21	5	37	207	2	26	1	394
Total	68	27	21	5	37	207	2	26	1	394
25 Circuit										
BOONE	97	85	1	151	17	86	2	-	11	450
LINCOLN	163	103	43	24	49	81	3	-	80	546
Total	260	188	44	175	66	167	5	-	91	996
26 Circuit										
LEWIS	168	186	245	13	53	33	6	-	36	740
UPSHUR	112	187	6	38	39	53	3	-	13	451
Total	280	373	251	51	92	86	9	-	49	1,191

PUBLIC DEFENDER SERVICES
APPOINTED COUNSEL CLAIMS PAID WITHOUT DIRECT EXPENSES OR SUPPLEMENTALS

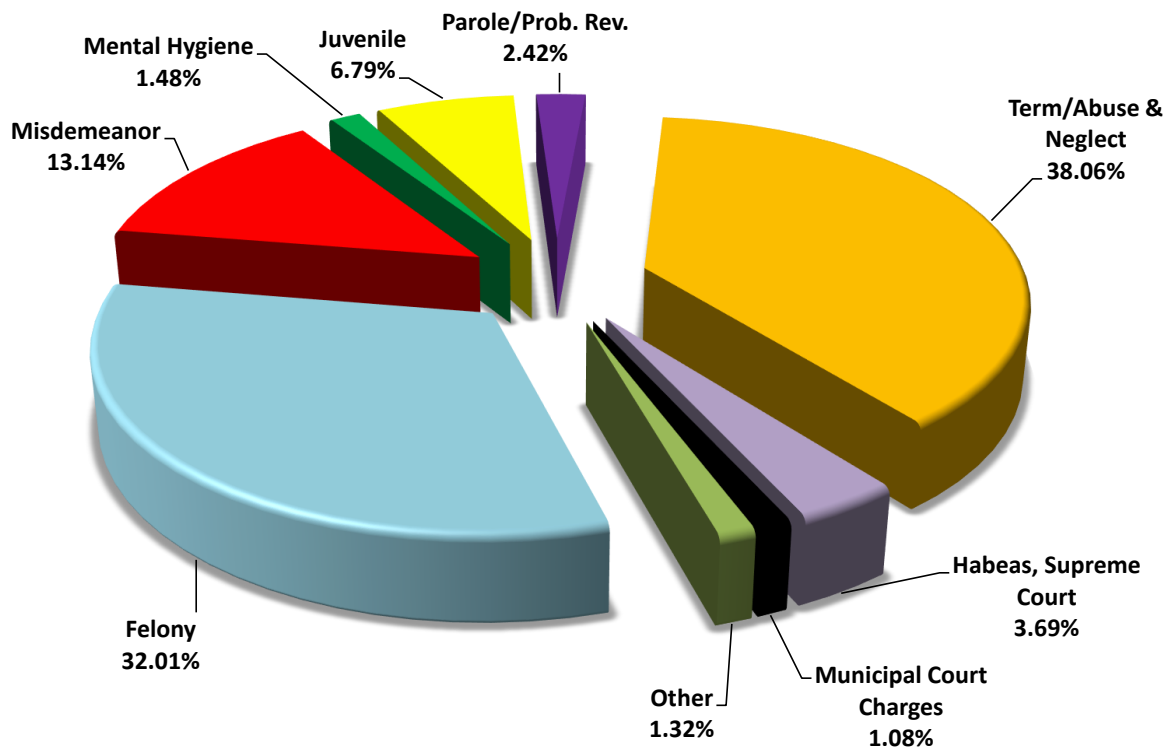
Circuit County	Felony	Misd.	Mental Hygiene	Juvenile	Parole Prob. Rev.	Term/ Abuse & Neglect	Habeas Sup. Ct.	Municipal Court	Other	Total Claims
27 Circuit										
WYOMING	295	524	13	58	20	215	3	-	9	1,137
Total	295	524	13	58	20	215	3	-	9	1,137
28 Circuit										
NICHOLAS	85	37	1	5	5	103	1	-	1	238
Total	85	37	1	5	5	103	1	-	1	238
29 Circuit										
PUTNAM	223	410	107	120	75	79	7	2	48	1,071
Total	223	410	107	120	75	79	7	2	48	1,071
30 Circuit										
MINGO	176	124	6	20	12	136	12	-	21	507
Total	176	124	6	20	12	136	12	-	21	507
31 Circuit										
MONROE	68	82	1	22	9	38	3	3	1	227
SUMMERS	47	82	1	22	8	33	-	-	1	194
Total	115	164	2	44	17	71	3	3	2	421
WV TOTAL	7,417	8,575	2,598	2,232	1,453	6,452	394	699	934	30,754

**PUBLIC DEFENDER SERVICES
APPOINTED COUNSEL FEES PAID**

Felony	\$7,445,937.44
Misdemeanor	\$3,057,457.41
Mental Hygiene	\$344,252.59
Juvenile	\$1,578,225.63
Parole/Prob. Rev.	\$563,845.89
Term/Abuse & Neglect	\$8,851,748.14
Habeas, Supreme Court	\$858,548.12
Municipal Court Charges	\$251,724.01
Other	\$307,836.42

Mag. Ct. Appeal, Mandamus/Prohibition,
Extradition, Contempt, Fugitive, Misc.

Total Fees Paid	\$23,259,575.65
------------------------	------------------------



**PUBLIC DEFENDER SERVICES
APPOINTED COUNSEL FEES BY CASE TYPE (\$)**

Circuit County	Felony	Misd.	Mental Hygiene	Juvenile	Parole Prob. Rev.	Term/ Abuse & Neglect	Habeas Sup. Ct.	Municipal Court	Other	Total Claims
01 Circuit										
BROOKE	88,985.10	26,125.60	7,766.85	16,953.39	2,155.00	71,404.43	8,563.00	-	3,758.50	225,711.87
HANCOCK	122,219.53	28,514.45	3,282.95	14,312.22	26,750.02	169,631.53	6,079.27	188.50	2,864.85	373,843.32
OHIO	121,295.51	27,237.02	23,146.54	7,098.12	2,582.00	461,896.24	91,502.93	-	2,431.50	737,189.86
Total	332,500.14	81,877.07	34,196.34	38,363.73	31,487.02	702,932.20	106,145.20	188.50	9,054.85	1,336,745.05
02 Circuit										
MARSHALL	46,638.64	15,680.01	9,467.96	3,113.06	8,579.13	67,033.12	645.64	-	1,026.50	152,184.06
TYLER	18,547.48	1,374.41	1,335.50	4,866.50	632.50	20,963.68	-	-	1,161.00	48,881.07
WETZEL	29,769.47	8,092.50	8,759.12	8,252.15	3,852.05	79,867.54	4,765.50	-	2,398.70	145,757.03
Total	94,955.59	25,146.92	19,562.58	16,231.71	13,063.68	167,864.34	5,411.14	-	4,586.20	346,822.16
03 Circuit										
DODDRIDGE	51,527.19	26,597.82	2,324.00	6,344.50	13,261.87	84,270.67	3,280.50	-	3,149.71	190,756.26
PLEASANTS	39,085.84	26,996.16	722.13	11,684.82	2,161.50	28,566.53	767.00	-	2,178.27	112,162.25
RITCHIE	66,804.73	34,810.01	436.00	10,466.67	3,427.50	90,974.27	4,386.00	-	920.16	212,225.34
Total	157,417.76	88,403.99	3,482.13	28,495.99	18,850.87	203,811.47	8,433.50	-	6,248.14	515,143.85
04 Circuit										
WIRT	33,816.00	9,028.79	116.00	3,229.39	525.50	9,248.50	-	-	2,195.50	58,159.68
WOOD	258,741.44	274,657.73	27,615.45	36,333.88	13,112.21	247,282.04	24,025.70	-	11,478.54	893,246.99
Total	292,557.44	283,686.52	27,731.45	39,563.27	13,637.71	256,530.54	24,025.70	-	13,674.04	951,406.67
05 Circuit										
CALHOUN	52,358.33	26,303.79	1,216.00	1,420.00	1,177.77	98,433.20	17,685.76	-	1,215.37	199,810.22
JACKSON	117,794.12	11,451.26	655.48	21,615.49	4,542.18	210,262.83	6,790.89	-	4,180.07	377,292.32
MASON	133,584.06	100,072.22	7,695.45	33,694.36	12,425.12	78,598.35	1,062.00	721.50	9,435.49	377,288.55
ROANE	57,818.66	14,569.51	3,052.36	8,069.93	1,951.50	120,108.72	8,170.00	-	5,851.19	219,591.87
Total	361,555.17	152,396.78	12,619.29	64,799.78	20,096.57	507,403.10	33,708.65	721.50	20,682.12	1,173,982.96
06 Circuit										
CABELL	424,723.56	37,503.92	71,773.20	40,304.50	23,299.89	476,965.72	55,808.07	-	7,956.66	1,138,335.52
Total	424,723.56	37,503.92	71,773.20	40,304.50	23,299.89	476,965.72	55,808.07	-	7,956.66	1,138,335.52
07 Circuit										
LOGAN	130,448.47	113,852.89	-	87,360.21	10,963.42	190,294.34	10,690.00	-	3,769.50	547,378.83
Total	130,448.47	113,852.89	-	87,360.21	10,963.42	190,294.34	10,690.00	-	3,769.50	547,378.83
08 Circuit										
MCDOWELL	179,846.02	61,188.51	6,729.26	11,292.79	1,093.32	81,341.31	6,349.36	-	1,458.00	349,298.57
Total	179,846.02	61,188.51	6,729.26	11,292.79	1,093.32	81,341.31	6,349.36	-	1,458.00	349,298.57

**PUBLIC DEFENDER SERVICES
APPOINTED COUNSEL FEES BY CASE TYPE (\$)**

Circuit County	Felony	Misd.	Mental Hygiene	Juvenile	Parole Prob. Rev.	Term/ Abuse & Neglect	Habeas Sup. Ct.	Municipal Court	Other	Total Claims
09 Circuit										
MERCER	519,433.46	127,828.61	22,829.06	281,584.34	30,143.59	526,930.55	42,651.26	15,065.57	17,261.77	1,583,728.21
Total	519,433.46	127,828.61	22,829.06	281,584.34	30,143.59	526,930.55	42,651.26	15,065.57	17,261.77	1,583,728.21
10 Circuit										
RALEIGH	213,860.80	63,937.81	5,890.76	19,935.98	17,412.92	639,605.06	28,287.47	-	4,141.15	993,071.95
Total	213,860.80	63,937.81	5,890.76	19,935.98	17,412.92	639,605.06	28,287.47	-	4,141.15	993,071.95
11 Circuit										
GREENBRIER	106,562.15	17,075.48	555.14	11,206.00	4,177.00	227,095.27	5,858.00	209.00	2,625.96	375,364.00
POCAHONTAS	33,055.50	20,570.84	1,909.00	4,600.50	-	122,999.98	-	-	4,119.00	187,254.82
Total	139,617.65	37,646.32	2,464.14	15,806.50	4,177.00	350,095.25	5,858.00	209.00	6,744.96	562,618.82
12 Circuit										
FAYETTE	90,833.92	36,395.87	-	7,037.00	5,966.17	190,982.99	38,612.49	3,965.88	-	373,794.32
Total	90,833.92	36,395.87	-	7,037.00	5,966.17	190,982.99	38,612.49	3,965.88	-	373,794.32
13 Circuit										
KANAWHA	564,014.57	244,995.79	-	81,784.02	33,863.69	699,817.68	55,093.41	169,198.62	21,074.29	1,869,842.07
Total	564,014.57	244,995.79	-	81,784.02	33,863.69	699,817.68	55,093.41	169,198.62	21,074.29	1,869,842.07
14 Circuit										
BRAXTON	57,058.24	41,908.02	2,429.03	20,169.20	4,130.21	128,236.79	12,309.50	302.50	1,494.00	268,037.49
CLAY	74,074.27	16,692.35	313.00	19,934.24	1,123.50	150,081.57	24,501.00	-	1,029.75	287,749.68
GILMER	51,744.42	32,884.75	946.50	13,847.90	2,502.20	40,328.07	14,802.00	123.00	5,508.28	162,687.12
WEBSTER	95,453.34	28,503.21	199.00	23,506.41	5,178.56	154,258.02	24,315.23	-	2,300.67	333,714.44
Total	278,330.27	119,988.33	3,887.53	77,457.75	12,934.47	472,904.45	75,927.73	425.50	10,332.70	1,052,188.73
15 Circuit										
HARRISON	134,784.80	37,173.89	6,010.80	13,890.24	6,937.00	175,661.24	43,303.85	-	4,071.13	421,832.95
Total	134,784.80	37,173.89	6,010.80	13,890.24	6,937.00	175,661.24	43,303.85	-	4,071.13	421,832.95
16 Circuit										
MARION	441,682.89	124,149.79	18,036.94	80,373.50	31,749.43	196,362.27	17,595.50	13,008.25	21,970.65	944,929.22
Total	441,682.89	124,149.79	18,036.94	80,373.50	31,749.43	196,362.27	17,595.50	13,008.25	21,970.65	944,929.22
17 Circuit										
MONONGALIA	380,404.38	207,267.20	14,893.91	68,711.35	43,550.84	214,921.99	27,237.53	24,832.98	23,050.67	1,004,870.85
Total	380,404.38	207,267.20	14,893.91	68,711.35	43,550.84	214,921.99	27,237.53	24,832.98	23,050.67	1,004,870.85
18 Circuit										
PRESTON	50,743.33	24,048.85	453.50	8,449.68	2,924.79	125,385.90	10,612.00	-	9,219.00	231,837.05
Total	50,743.33	24,048.85	453.50	8,449.68	2,924.79	125,385.90	10,612.00	-	9,219.00	231,837.05

**PUBLIC DEFENDER SERVICES
APPOINTED COUNSEL FEES BY CASE TYPE (\$)**

Circuit County	Felony	Misd.	Mental Hygiene	Juvenile	Parole Prob. Rev.	Term/ Abuse & Neglect	Habeas Sup. Ct.	Municipal Court	Other	Total Claims
19 Circuit										
BARBOUR	96,618.22	45,145.15	730.18	31,100.57	3,016.00	165,198.85	-	-	1,142.96	342,951.93
TAYLOR	102,037.59	37,675.39	3,230.98	36,717.69	3,788.56	160,610.50	12,033.42	-	8,851.65	364,945.78
Total	198,655.81	82,820.54	3,961.16	67,818.26	6,804.56	325,809.35	12,033.42	-	9,994.61	707,897.71
20 Circuit										
RANDOLPH	206,105.73	124,015.14	2,364.82	72,003.24	20,705.75	110,326.61	17,153.50	16,015.21	8,353.30	577,043.30
Total	206,105.73	124,015.14	2,364.82	72,003.24	20,705.75	110,326.61	17,153.50	16,015.21	8,353.30	577,043.30
21 Circuit										
GRANT	43,620.62	25,826.48	1,212.12	10,826.77	8,549.27	46,007.24	535.50	-	4,185.44	140,763.44
MINERAL	88,082.29	65,146.54	1,158.49	12,377.26	14,008.77	40,228.03	7,403.56	365.00	3,076.00	231,845.94
TUCKER	19,789.57	14,341.03	-	10,409.29	1,451.00	17,983.08	-	-	2,220.50	66,194.47
Total	151,492.48	105,314.05	2,370.61	33,613.32	24,009.04	104,218.35	7,939.06	365.00	9,481.94	438,803.85
22 Circuit										
HAMPSHIRE	148,684.34	54,838.09	1,151.77	27,336.46	8,037.61	62,243.56	15,115.00	-	5,475.83	322,882.66
HARDY	78,800.75	55,963.48	2,334.10	24,128.94	9,286.46	100,104.81	630.00	-	1,784.29	273,032.83
PENDLETON	17,000.66	13,084.35	152.00	26,482.95	1,895.50	24,217.50	680.71	-	2,057.00	85,570.67
Total	244,485.75	123,885.92	3,637.87	77,948.35	19,219.57	186,565.87	16,425.71	-	9,317.12	681,486.16
23 Circuit										
BERKELEY	233,567.07	39,614.91	-	24,655.41	17,458.67	377,622.16	73,718.41	1,636.50	4,205.50	772,478.63
JEFFERSON	133,576.37	39,245.06	-	15,045.00	21,612.57	137,474.45	19,611.37	170.00	2,911.00	369,645.82
MORGAN	54,560.83	19,236.83	-	3,418.45	11,108.00	111,917.86	7,331.72	-	172.50	207,746.19
Total	421,704.27	98,096.80	-	43,118.86	50,179.24	627,014.47	100,661.50	1,806.50	7,289.00	1,349,870.64
24 Circuit										
WAYNE	93,693.00	7,370.28	2,484.08	3,235.02	12,839.40	242,525.76	12,581.50	3,515.00	703.50	378,947.54
Total	93,693.00	7,370.28	2,484.08	3,235.02	12,839.40	242,525.76	12,581.50	3,515.00	703.50	378,947.54
25 Circuit										
BOONE	65,088.70	17,179.58	99.50	48,976.89	3,813.45	61,034.32	12,069.50	-	11,088.20	219,350.14
LINCOLN	157,364.21	42,380.79	9,475.50	33,951.28	26,582.80	151,356.58	13,590.00	-	15,604.65	450,305.81
Total	222,452.91	59,560.37	9,575.00	82,928.17	30,396.25	212,390.90	25,659.50	-	26,692.85	669,655.95
26 Circuit										
LEWIS	184,372.08	74,102.90	33,723.98	12,575.00	17,720.72	40,670.23	9,778.61	-	9,749.89	382,693.41
UPSHUR	124,010.53	60,387.71	1,403.00	27,312.67	11,218.13	62,968.91	15,714.00	-	3,155.00	306,169.95
Total	308,382.61	134,490.61	35,126.98	39,887.67	28,938.85	103,639.14	25,492.61	-	12,904.89	688,863.36

**PUBLIC DEFENDER SERVICES
APPOINTED COUNSEL FEES BY CASE TYPE (\$)**

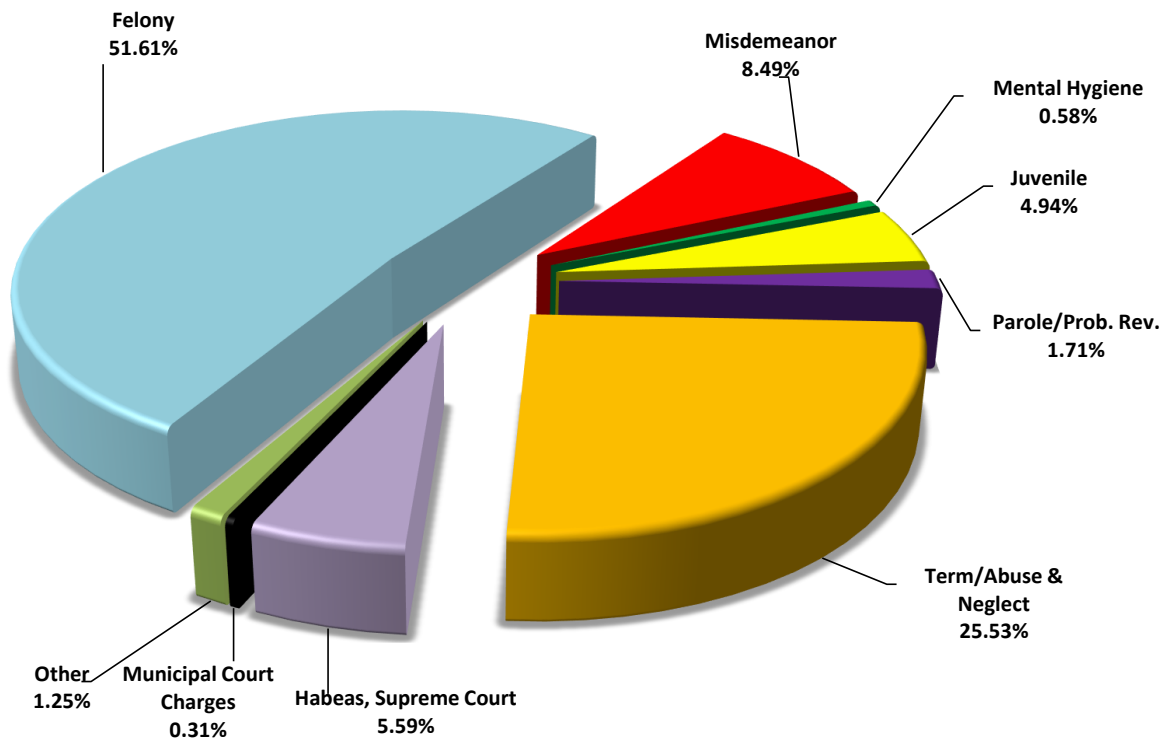
Circuit County	Felony	Misd.	Mental Hygiene	Juvenile	Parole Prob. Rev.	Term/ Abuse & Neglect	Habeas Sup. Ct.	Municipal Court	Other	Total Claims
27 Circuit										
WYOMING	259,475.45	189,599.24	2,876.75	24,920.83	6,363.04	201,246.02	4,554.00	-	3,284.50	692,319.83
Total	259,475.45	189,599.24	2,876.75	24,920.83	6,363.04	201,246.02	4,554.00	-	3,284.50	692,319.83
28 Circuit										
NICHOLAS	64,284.43	10,885.02	110.50	2,401.50	2,058.17	204,349.97	1,579.50	-	807.50	286,476.59
Total	64,284.43	10,885.02	110.50	2,401.50	2,058.17	204,349.97	1,579.50	-	807.50	286,476.59
29 Circuit										
PUTNAM	184,635.54	165,982.25	29,492.81	99,663.62	31,419.72	103,427.45	9,106.91	1,656.50	23,362.35	648,747.15
Total	184,635.54	165,982.25	29,492.81	99,663.62	31,419.72	103,427.45	9,106.91	1,656.50	23,362.35	648,747.15
30 Circuit										
MINGO	198,269.57	47,970.25	769.12	26,089.36	4,618.80	189,258.64	19,333.05	-	10,011.92	496,320.71
Total	198,269.57	47,970.25	769.12	26,089.36	4,618.80	189,258.64	19,333.05	-	10,011.92	496,320.71
31 Circuit										
MONROE	59,515.63	22,518.66	635.50	9,808.68	1,918.62	34,575.65	10,277.00	750.00	179.61	140,179.35
SUMMERS	45,074.04	17,459.22	286.50	13,346.41	2,222.50	26,589.56	-	-	157.50	105,135.73
Total	104,589.67	39,977.88	922.00	23,155.09	4,141.12	61,165.21	10,277.00	750.00	337.11	245,315.08
WV TOTAL	7,445,937.44	3,057,457.41	344,252.59	1,578,225.63	563,845.89	8,851,748.14	858,548.12	251,724.01	307,836.42	23,259,575.65

**APPOINTED COUNSEL EXPENSES PAID
INCLUDING DIRECT EXPENSES**

Felony	\$1,304,446.45
Misdemeanor	\$214,490.42
Mental Hygiene	\$14,552.48
Juvenile	\$124,957.88
Parole/Prob. Rev.	\$43,276.27
Term/Abuse & Neglect	\$645,231.00
Habeas, Supreme Court	\$141,342.31
Municipal Court Charges	\$7,719.71
Other	\$31,640.86

Mag. Ct. Appeal, Mandamus/Prohibition,
Extradition, Contempt, Fugitive, Misc.

Total Expenses Paid	\$2,527,657.38
----------------------------	-----------------------



**PUBLIC DEFENDER SERVICES
APPOINTED COUNSEL EXPENSES BY CASE TYPE**

Circuit County	Felony	Misd.	Mental Hygiene	Juvenile	Parole Prob. Rev.	Abuse & Neglect	Habeas Sup. Ct.	Municipal Court	Other	Total Claims
01 Circuit										
BROOKE	21,074.61	2,353.31	317.93	1,418.39	104.84	3,501.90	1,129.43	-	640.40	30,540.81
HANCOCK	11,547.21	2,231.70	104.78	1,104.31	2,194.86	15,221.33	1,528.97	14.36	159.40	34,106.92
OHIO	11,049.14	1,762.49	105.33	672.38	231.72	19,244.57	12,175.87	-	283.88	45,525.38
Total	43,670.96	6,347.50	528.04	3,195.08	2,531.42	37,967.80	14,834.27	14.36	1,083.68	110,173.11
02 Circuit										
MARSHALL	8,832.77	253.03	683.63	20.20	530.05	1,755.08	1.89	-	73.32	12,149.97
TYLER	2,305.95	184.69	102.76	577.54	74.38	1,974.69	-	-	94.34	5,314.35
WETZEL	1,749.23	450.42	988.49	348.49	349.17	4,805.66	413.36	-	183.57	9,288.39
Total	12,887.95	888.14	1,774.88	946.23	953.60	8,535.43	415.25	-	351.23	26,752.71
03 Circuit										
DODDRIDGE	13,417.55	4,566.78	428.75	970.12	1,868.62	13,524.86	85.27	-	840.26	35,702.21
PLEASANTS	4,893.03	3,323.44	129.82	1,516.29	215.68	3,931.84	21.04	-	158.36	14,189.50
RITCHIE	17,341.75	4,221.17	50.89	371.60	531.64	14,430.11	238.16	-	74.89	37,260.21
Total	35,652.33	12,111.39	609.46	2,858.01	2,615.94	31,886.81	344.47	-	1,073.51	87,151.92
04 Circuit										
WIRT	20,078.67	1,308.73	6.84	262.21	266.64	1,745.64	1,292.48	-	61.74	25,022.95
WOOD	61,220.83	12,845.93	1,229.27	1,230.12	2,343.77	29,149.58	10,134.44	-	978.60	119,132.54
Total	81,299.50	14,154.66	1,236.11	1,492.33	2,610.41	30,895.22	11,426.92	-	1,040.34	144,155.49
05 Circuit										
CALHOUN	7,180.95	4,988.48	88.41	260.36	339.47	9,248.46	2,604.72	-	116.15	24,827.00
JACKSON	26,905.49	1,830.67	34.50	3,767.44	807.43	20,828.86	1,000.98	-	471.17	55,646.54
MASON	14,765.15	5,170.14	-	632.67	674.29	3,062.16	20.50	37.95	1,331.60	25,694.46
ROANE	9,263.32	2,012.79	553.81	65.56	288.78	11,656.93	1,899.12	-	833.14	26,573.45
Total	58,114.91	14,002.08	676.72	4,726.03	2,109.97	44,796.41	5,525.32	37.95	2,752.06	132,741.45
06 Circuit										
CABELL	30,011.25	584.60	661.22	693.05	890.91	8,680.43	5,971.43	-	389.34	47,882.23
Total	30,011.25	584.60	661.22	693.05	890.91	8,680.43	5,971.43	-	389.34	47,882.23
07 Circuit										
LOGAN	25,531.31	6,210.73	-	4,385.50	822.50	9,787.51	1,223.09	-	458.59	48,419.23
Total	25,531.31	6,210.73	-	4,385.50	822.50	9,787.51	1,223.09	-	458.59	48,419.23
08 Circuit										
MCDOWELL	44,317.65	8,481.18	608.94	493.29	46.00	6,187.47	3,490.28	-	76.76	63,701.57
Total	44,317.65	8,481.18	608.94	493.29	46.00	6,187.47	3,490.28	-	76.76	63,701.57

**PUBLIC DEFENDER SERVICES
APPOINTED COUNSEL EXPENSES BY CASE TYPE**

Circuit County	Felony	Misd.	Mental Hygiene	Juvenile	Parole Prob. Rev.	Abuse & Neglect	Habeas Sup. Ct.	Municipal Court	Other	Total Claims
09 Circuit										
MERCER	86,428.67	10,936.20	1,924.87	24,438.50	5,073.78	55,829.20	26,242.15	620.41	1,229.73	212,723.51
Total	86,428.67	10,936.20	1,924.87	24,438.50	5,073.78	55,829.20	26,242.15	620.41	1,229.73	212,723.51
10 Circuit										
RALEIGH	29,095.24	4,306.31	18.41	1,055.24	646.77	57,386.01	3,712.91	-	221.91	96,442.80
Total	29,095.24	4,306.31	18.41	1,055.24	646.77	57,386.01	3,712.91	-	221.91	96,442.80
11 Circuit										
GREENBRIER	3,217.91	317.71	-	114.69	335.10	1,894.15	915.32	3.58	-	6,798.46
POCAHONTAS	591.06	637.41	45.90	61.65	-	5,651.46	-	-	19.40	7,006.88
Total	3,808.97	955.12	45.90	176.34	335.10	7,545.61	915.32	3.58	19.40	13,805.34
12 Circuit										
FAYETTE	4,503.70	299.68	-	217.45	163.85	8,793.79	1,848.05	73.56	-	15,900.08
Total	4,503.70	299.68	-	217.45	163.85	8,793.79	1,848.05	73.56	-	15,900.08
13 Circuit										
KANAWHA	91,179.04	10,118.73	-	3,366.13	1,330.83	26,468.56	8,355.05	4,681.89	3,992.76	149,492.99
Total	91,179.04	10,118.73	-	3,366.13	1,330.83	26,468.56	8,355.05	4,681.89	3,992.76	149,492.99
14 Circuit										
BRAXTON	13,275.53	5,165.68	60.94	1,543.87	510.08	22,629.00	1,398.55	30.48	147.11	44,761.24
CLAY	6,429.67	2,085.31	-	1,821.10	187.82	14,814.57	1,893.26	-	197.09	27,428.82
GILMER	8,707.38	4,634.16	103.80	2,618.53	551.98	9,640.65	2,474.25	0.49	1,046.20	29,777.44
WEBSTER	20,731.88	4,787.71	69.60	5,320.85	977.43	35,428.30	3,199.08	-	879.81	71,394.66
Total	49,144.46	16,672.86	234.34	11,304.35	2,227.31	82,512.52	8,965.14	30.97	2,270.21	173,362.16
15 Circuit										
HARRISON	51,703.45	3,102.24	531.17	5,120.68	203.64	8,630.02	8,682.46	-	268.58	78,242.24
Total	51,703.45	3,102.24	531.17	5,120.68	203.64	8,630.02	8,682.46	-	268.58	78,242.24
16 Circuit										
MARION	28,490.44	2,385.61	970.31	1,868.04	1,003.98	6,822.07	920.52	185.68	397.36	43,044.01
Total	28,490.44	2,385.61	970.31	1,868.04	1,003.98	6,822.07	920.52	185.68	397.36	43,044.01
17 Circuit										
MONONGALIA	69,627.55	9,008.77	647.32	3,787.44	2,256.70	10,348.82	3,362.40	877.08	961.11	100,877.19
Total	69,627.55	9,008.77	647.32	3,787.44	2,256.70	10,348.82	3,362.40	877.08	961.11	100,877.19
18 Circuit										
PRESTON	11,875.15	4,621.99	31.05	928.42	253.54	11,830.28	1,532.39	-	2,617.89	33,690.71
Total	11,875.15	4,621.99	31.05	928.42	253.54	11,830.28	1,532.39	-	2,617.89	33,690.71

**PUBLIC DEFENDER SERVICES
APPOINTED COUNSEL EXPENSES BY CASE TYPE**

Circuit County	Felony	Misd.	Mental Hygiene	Juvenile	Parole Prob. Rev.	Abuse & Neglect	Habeas Sup. Ct.	Municipal Court	Other	Total Claims
19 Circuit										
BARBOUR	7,296.57	3,473.83	68.26	3,303.45	179.12	13,279.54	-	-	69.15	27,669.92
TAYLOR	13,659.32	2,345.21	35.82	2,290.91	328.15	11,692.05	1,001.87	-	447.01	31,800.34
Total	20,955.89	5,819.04	104.08	5,594.36	507.27	24,971.59	1,001.87	-	516.16	59,470.26
20 Circuit										
RANDOLPH	40,080.99	4,991.15	60.31	1,617.61	1,120.00	5,544.13	2,022.15	727.08	830.83	56,994.25
Total	40,080.99	4,991.15	60.31	1,617.61	1,120.00	5,544.13	2,022.15	727.08	830.83	56,994.25
21 Circuit										
GRANT	16,310.49	575.35	114.68	316.39	600.40	3,689.64	19.15	-	231.90	21,858.00
MINERAL	13,292.61	1,550.73	68.83	111.18	956.36	1,178.95	1,328.16	-	46.47	18,533.29
TUCKER	5,377.07	1,700.73	-	2,918.55	175.19	6,495.34	-	-	672.56	17,339.44
Total	34,980.17	3,826.81	183.51	3,346.12	1,731.95	11,363.93	1,347.31	-	950.93	57,730.73
22 Circuit										
HAMPSHIRE	43,849.91	3,161.41	0.30	6,568.97	474.69	3,452.19	1,404.82	-	313.53	59,225.82
HARDY	10,639.72	2,425.99	-	3,729.72	442.16	7,037.48	199.29	-	46.77	24,521.13
PENDLETON	6,097.34	735.02	13.80	439.32	233.94	634.95	77.63	-	92.46	8,324.46
Total	60,586.97	6,322.42	14.10	10,738.01	1,150.79	11,124.62	1,681.74	-	452.76	92,071.41
23 Circuit										
BERKELEY	126,420.87	2,710.41	-	6,247.26	1,611.12	31,181.00	11,857.49	84.03	1,474.17	181,586.35
JEFFERSON	30,043.80	6,353.78	-	2,117.27	2,313.42	13,018.21	3,080.99	-	98.52	57,025.99
MORGAN	27,879.28	1,347.48	-	1,190.97	2,309.00	9,263.04	788.25	-	43.13	42,821.15
Total	184,343.95	10,411.67	-	9,555.50	6,233.54	53,462.25	15,726.73	84.03	1,615.82	281,433.49
24 Circuit										
WAYNE	5,403.22	589.14	61.32	277.20	244.05	11,868.87	768.29	174.22	42.86	19,429.17
Total	5,403.22	589.14	61.32	277.20	244.05	11,868.87	768.29	174.22	42.86	19,429.17
25 Circuit										
BOONE	2,776.30	929.65	-	993.92	123.37	754.08	1,876.03	-	944.60	8,397.95
LINCOLN	6,207.09	1,885.79	244.97	3,101.17	958.83	7,110.71	2,601.15	-	589.35	22,699.06
Total	8,983.39	2,815.44	244.97	4,095.09	1,082.20	7,864.79	4,477.18	-	1,533.95	31,097.01
26 Circuit										
LEWIS	27,080.52	5,048.25	1,961.23	766.60	1,286.12	2,197.03	691.14	-	564.65	39,595.54
UPSHUR	17,682.84	3,087.20	116.69	1,339.43	587.72	3,180.98	2,021.53	-	100.18	28,116.57
Total	44,763.36	8,135.45	2,077.92	2,106.03	1,873.84	5,378.01	2,712.67	-	664.83	67,712.11

**PUBLIC DEFENDER SERVICES
APPOINTED COUNSEL EXPENSES BY CASE TYPE**

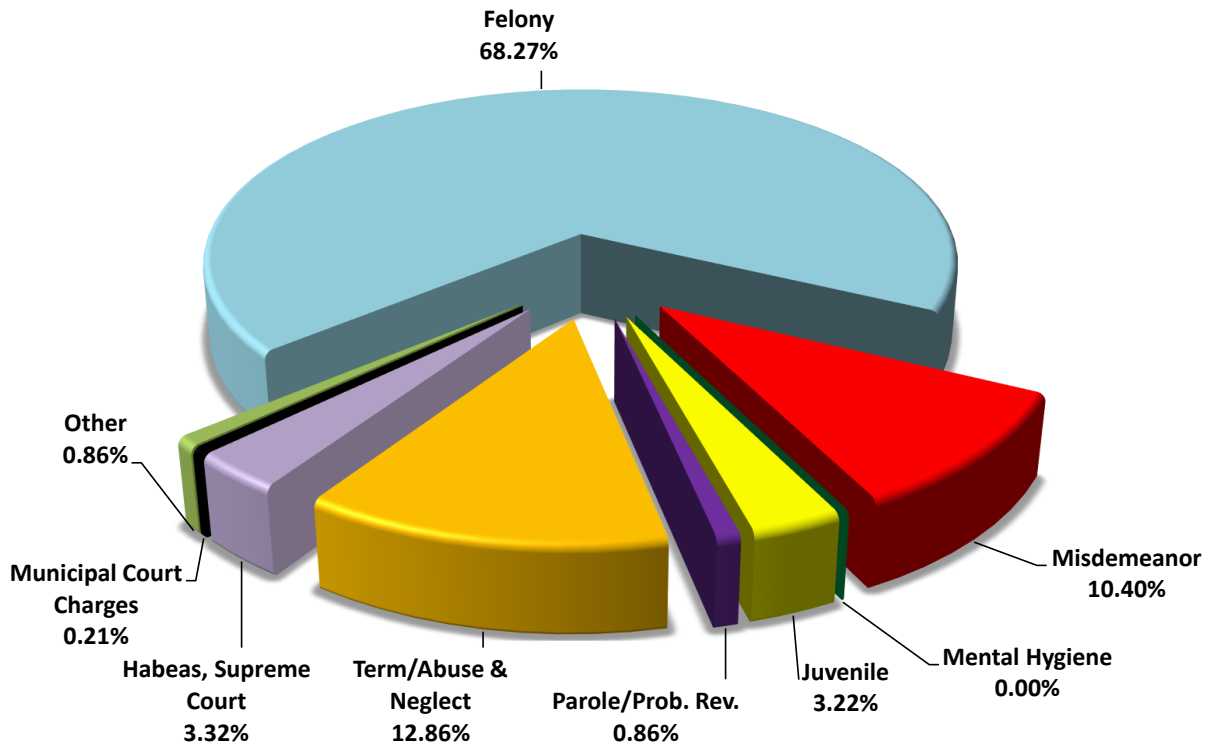
Circuit County	Felony	Misd.	Mental Hygiene	Juvenile	Parole Prob. Rev.	Abuse & Neglect	Habeas Sup. Ct.	Municipal Court	Other	Total Claims
27 Circuit										
WYOMING	74,312.82	32,730.09	257.00	6,209.27	466.15	18,475.60	439.89	-	3,942.75	136,833.57
Total	74,312.82	32,730.09	257.00	6,209.27	466.15	18,475.60	439.89	-	3,942.75	136,833.57
28 Circuit										
NICHOLAS	21,756.72	743.39	0.60	124.20	186.17	21,139.32	143.02	-	61.84	44,155.26
Total	21,756.72	743.39	0.60	124.20	186.17	21,139.32	143.02	-	61.84	44,155.26
29 Circuit										
PUTNAM	29,238.00	9,307.15	918.32	7,020.74	2,076.47	7,431.62	497.22	152.64	1,521.86	58,164.02
Total	29,238.00	9,307.15	918.32	7,020.74	2,076.47	7,431.62	497.22	152.64	1,521.86	58,164.02
30 Circuit										
MINGO	10,530.81	273.93	-	96.20	7.88	5,369.74	2,242.11	-	257.71	18,778.38
Total	10,530.81	273.93	-	96.20	7.88	5,369.74	2,242.11	-	257.71	18,778.38
31 Circuit										
MONROE	4,595.74	1,850.98	90.25	1,046.07	117.59	2,608.32	514.71	56.26	44.10	10,924.02
SUMMERS	6,571.89	1,485.97	41.36	2,079.37	402.12	3,724.25	-	-	-	14,304.96
Total	11,167.63	3,336.95	131.61	3,125.44	519.71	6,332.57	514.71	56.26	44.10	25,228.98
WV TOTAL	1,304,446.45	214,490.42	14,552.48	124,957.88	43,276.27	645,231.00	141,342.31	7,719.71	31,640.86	2,527,657.38

**PUBLIC DEFENDER SERVICES
APPOINTED COUNSEL DIRECT EXPENSE CLAIMS PAID**

Felony	637
Misdemeanor	97
Mental Hygiene	0
Juvenile	30
Parole/Prob. Rev.	8
Term/Abuse & Neglect	120
Habeas, Supreme Court	31
Municipal Court Charges	2
Other	8

Mag. Ct. Appeal, Mandamus/Prohibition,
Extradition, Contempt, Fugitive, Misc.

Total Claims Paid	933
--------------------------	------------



**PUBLIC DEFENDER SERVICES
TOTAL DIRECT EXPENSE CLAIMS PAID**

Circuit County	Felony	Misd.	Mental Hygiene	Juvenile	Parole Prob. Rev.	Abuse & Neglect	Habeas Sup. Ct.	Municipal Court	Other	Total Claims
01 Circuit										
BROOKE	7	-	-	-	-	-	-	-	-	7
HANCOCK	2	-	-	-	-	2	-	-	-	4
OHIO	-	-	-	-	-	-	2	-	-	2
Total	9	-	-	-	-	2	2	-	-	13
02 Circuit										
MARSHALL	5	-	-	-	-	1	-	-	-	6
TYLER	-	-	-	-	-	-	-	-	-	-
WETZEL	-	-	-	-	-	-	-	-	-	-
Total	5	-	-	-	-	1	-	-	-	6
03 Circuit										
DODDRIDGE	11	3	-	-	-	6	-	-	1	21
PLEASANTS	7	3	-	-	-	1	-	-	-	11
RITCHIE	12	3	-	-	-	6	-	-	-	21
Total	30	9	-	-	-	13	-	-	1	53
04 Circuit										
WIRT	15	-	-	-	1	-	1	-	-	17
WOOD	85	14	-	-	1	33	8	-	4	145
Total	100	14	-	-	2	33	9	-	4	162
05 Circuit										
CALHOUN	-	-	-	-	-	-	-	-	-	-
JACKSON	5	-	-	-	-	4	-	-	-	9
MASON	2	-	-	-	-	-	-	-	-	2
ROANE	-	-	-	-	-	3	1	-	-	4
Total	7	-	-	-	-	7	1	-	-	15
06 Circuit										
CABELL	15	-	-	1	-	1	-	-	-	17
Total	15	-	-	1	-	1	-	-	-	17
07 Circuit										
LOGAN	5	-	-	1	-	-	1	-	-	7
Total	5	-	-	1	-	-	1	-	-	7
08 Circuit										
MCDOWELL	14	-	-	-	-	-	2	-	-	16
Total	14	-	-	-	-	-	2	-	-	16

**PUBLIC DEFENDER SERVICES
TOTAL DIRECT EXPENSE CLAIMS PAID**

Circuit County	Felony	Misd.	Mental Hygiene	Juvenile	Parole Prob. Rev.	Term/ Abuse & Neglect	Habeas Sup. Ct.	Municipal Court	Other	Total Claims
09 Circuit										
MERCER	32	-	-	2	1	12	4	-	-	51
Total	32	-	-	2	1	12	4	-	-	51
10 Circuit										
RALEIGH	18	2	-	-	-	14	1	-	-	35
Total	18	2	-	-	-	14	1	-	-	35
11 Circuit										
GREENBRIER	2	-	-	-	-	2	1	-	-	5
POCAHONTAS	-	-	-	-	-	-	-	-	-	-
Total	2	-	-	-	-	2	1	-	-	5
12 Circuit										
FAYETTE	1	-	-	-	-	-	-	-	-	1
Total	1	-	-	-	-	-	-	-	-	1
13 Circuit										
KANAWHA	131	13	-	1	3	4	4	2	1	159
Total	131	13	-	1	3	4	4	2	1	159
14 Circuit										
BRAXTON	3	-	-	-	-	2	-	-	-	5
CLAY	1	-	-	-	-	-	-	-	-	1
GILMER	-	-	-	-	-	1	-	-	-	1
WEBSTER	1	-	-	-	-	1	-	-	-	2
Total	5	-	-	-	-	4	-	-	-	9
15 Circuit										
HARRISON	23	3	-	3	-	3	-	-	-	32
Total	23	3	-	3	-	3	-	-	-	32
16 Circuit										
MARION	11	-	-	-	-	1	-	-	-	12
Total	11	-	-	-	-	1	-	-	-	12
17 Circuit										
MONONGALIA	23	-	-	-	-	2	-	-	-	25
Total	23	-	-	-	-	2	-	-	-	25
18 Circuit										
PRESTON	5	1	-	-	-	-	-	-	-	6
Total	5	1	-	-	-	-	-	-	-	6

**PUBLIC DEFENDER SERVICES
TOTAL DIRECT EXPENSE CLAIMS PAID**

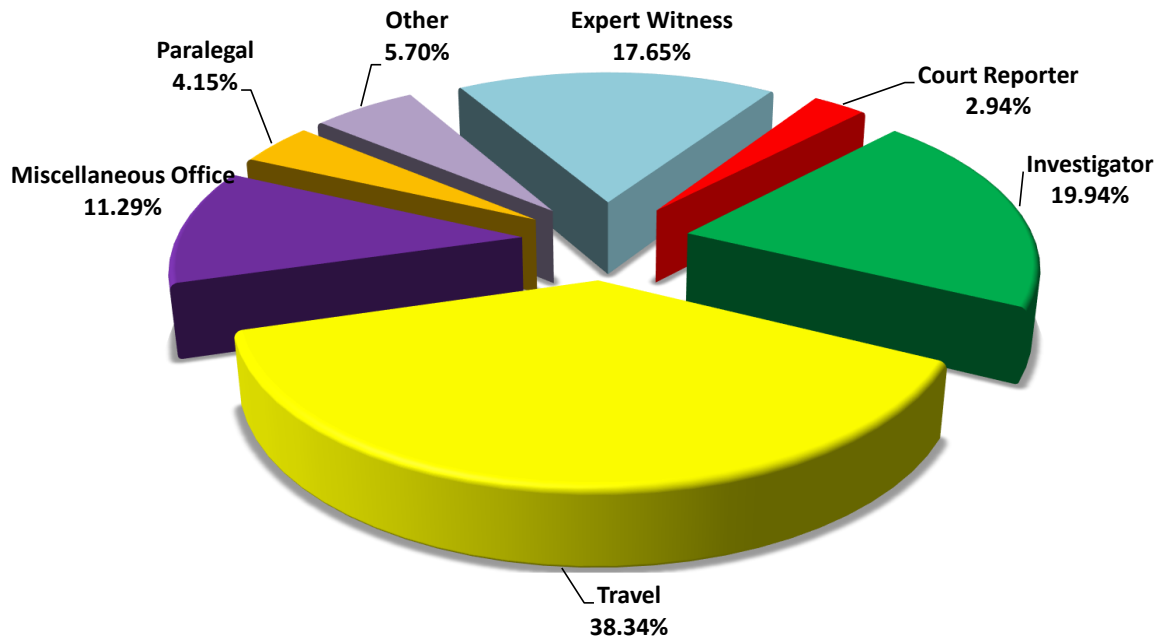
Circuit County	Felony	Misd.	Mental Hygiene	Juvenile	Parole Prob. Rev.	Term/ Abuse & Neglect	Habeas Sup. Ct.	Municipal Court	Other	Total Claims
19 Circuit										
BARBOUR	-	-	-	2	-	-	-	-	-	2
TAYLOR	3	-	-	-	-	1	-	-	-	4
Total	3	-	-	2	-	1	-	-	-	6
20 Circuit										
RANDOLPH	17	1	-	-	-	1	-	-	-	19
Total	17	1	-	-	-	1	-	-	-	19
21 Circuit										
GRANT	9	-	-	-	-	-	-	-	-	9
MINERAL	5	-	-	-	-	-	1	-	-	6
TUCKER	3	-	-	2	-	-	-	-	-	5
Total	17	-	-	2	-	-	1	-	-	20
22 Circuit										
HAMPSHIRE	13	-	-	5	-	-	-	-	-	18
HARDY	1	-	-	3	-	1	-	-	-	5
PENDLETON	2	-	-	-	-	-	-	-	-	2
Total	16	-	-	8	-	1	-	-	-	25
23 Circuit										
BERKELEY	48	1	-	2	-	6	-	-	-	57
JEFFERSON	7	1	-	2	-	3	1	-	-	14
MORGAN	6	-	-	1	1	-	-	-	-	8
Total	61	2	-	5	1	9	1	-	-	79
24 Circuit										
WAYNE	-	-	-	-	-	-	1	-	-	1
Total	-	-	-	-	-	-	1	-	-	1
25 Circuit										
BOONE	1	-	-	-	-	-	3	-	-	4
LINCOLN	-	-	-	-	1	-	-	-	-	1
Total	1	-	-	-	1	-	3	-	-	5
26 Circuit										
LEWIS	6	-	-	-	-	-	-	-	-	6
UPSHUR	1	1	-	-	-	-	-	-	-	2
Total	7	1	-	-	-	-	-	-	-	8

**PUBLIC DEFENDER SERVICES
TOTAL DIRECT EXPENSE CLAIMS PAID**

Circuit County	Felony	Misd.	Mental Hygiene	Juvenile	Parole Prob. Rev.	Term/ Abuse & Neglect	Habeas Sup. Ct.	Municipal Court	Other	Total Claims
27 Circuit										
WYOMING	56	50	-	4	-	6	-	-	2	118
Total	56	50	-	4	-	6	-	-	2	118
28 Circuit										
NICHOLAS	2	-	-	-	-	1	-	-	-	3
Total	2	-	-	-	-	1	-	-	-	3
29 Circuit										
PUTNAM	16	1	-	1	-	1	-	-	-	19
Total	16	1	-	1	-	1	-	-	-	19
30 Circuit										
MINGO	3	-	-	-	-	1	-	-	-	4
Total	3	-	-	-	-	1	-	-	-	4
31 Circuit										
MONROE	-	-	-	-	-	-	-	-	-	-
SUMMERS	2	-	-	-	-	-	-	-	-	2
Total	2	-	-	-	-	-	-	-	-	2
WV TOTAL	637	97	-	30	8	120	31	2	8	933

**PUBLIC DEFENDER SERVICES
APPOINTED COUNSEL EXPENSES BY CATEGORY**

Expert Witness	\$446,021.69
Court Reporter	\$74,247.54
Investigator	\$504,099.77
Travel	\$968,996.16
Miscellaneous Office	\$285,426.65
Paralegal	\$104,781.17
Other	\$144,084.40
Total Expenses	\$2,527,657.38



**PUBLIC DEFENDER SERVICES
APPOINTED COUNSEL TOTAL EXPENSES BY CATEGORY**

Circuit County	Expert Witness	Court Reporter	Investigator	Travel	Misc. Office	Paralegal	Other	Total Expenses
01 Circuit								
BROOKE	2,400.00	189.50	-	12,857.85	1,930.63	440.00	12,722.83	30,540.81
HANCOCK	5,840.00	211.75	1,099.73	21,220.74	3,977.80	1,486.90	270.00	34,106.92
OHIO	3,360.54	2,732.80	235.20	18,206.88	13,016.36	1,708.98	6,264.62	45,525.38
Total	11,600.54	3,134.05	1,334.93	52,285.47	18,924.79	3,635.88	19,257.45	110,173.11
02 Circuit								
MARSHALL	2,800.00	926.15	795.15	3,649.08	854.59	-	3,125.00	12,149.97
TYLER	-	281.05	-	4,426.85	431.09	-	175.36	5,314.35
WETZEL	-	103.95	-	7,862.91	1,133.32	-	188.21	9,288.39
Total	2,800.00	1,311.15	795.15	15,938.84	2,419.00	-	3,488.57	26,752.71
03 Circuit								
DODDRIDGE	-	652.95	11,133.44	21,086.00	1,834.32	995.50	-	35,702.21
PLEASANTS	-	-	4,122.98	8,710.57	925.25	425.70	5.00	14,189.50
RITCHIE	5,062.50	2,047.37	12,900.70	13,566.23	1,853.81	1,821.60	8.00	37,260.21
Total	5,062.50	2,700.32	28,157.12	43,362.80	4,613.38	3,242.80	13.00	87,151.92
04 Circuit								
WIRT	2,400.00	246.80	16,515.03	4,723.75	658.97	478.40	-	25,022.95
WOOD	6,262.50	7,146.24	54,005.57	22,376.83	13,544.10	10,724.33	5,072.97	119,132.54
Total	8,662.50	7,393.04	70,520.60	27,100.58	14,203.07	11,202.73	5,072.97	144,155.49
05 Circuit								
CALHOUN	-	650.95	102.00	21,135.39	2,876.66	62.00	-	24,827.00
JACKSON	8,458.75	5,365.73	2,251.56	33,641.77	5,221.73	182.00	525.00	55,646.54
MASON	7,355.00	73.15	245.00	13,419.02	2,712.89	1,828.40	61.00	25,694.46
ROANE	-	2,529.28	-	21,603.91	2,338.26	102.00	-	26,573.45
Total	15,813.75	8,619.11	2,598.56	89,800.09	13,149.54	2,174.40	586.00	132,741.45
06 Circuit								
CABELL	11,918.25	1,974.14	6,083.05	14,522.84	7,537.97	3,565.40	2,280.58	47,882.23
Total	11,918.25	1,974.14	6,083.05	14,522.84	7,537.97	3,565.40	2,280.58	47,882.23
07 Circuit								
LOGAN	8,100.00	8,361.75	3,543.95	20,295.99	4,341.64	1,193.75	2,582.15	48,419.23
Total	8,100.00	8,361.75	3,543.95	20,295.99	4,341.64	1,193.75	2,582.15	48,419.23
08 Circuit								
MCDOWELL	20,898.00	518.55	14,397.60	16,281.44	4,420.09	1,282.50	5,903.39	63,701.57
Total	20,898.00	518.55	14,397.60	16,281.44	4,420.09	1,282.50	5,903.39	63,701.57

**PUBLIC DEFENDER SERVICES
APPOINTED COUNSEL TOTAL EXPENSES BY CATEGORY**

Circuit County	Expert Witness	Court Reporter	Investigator	Travel	Misc. Office	Paralegal	Other	Total Expenses
09 Circuit								
MERCER	36,451.47	3,038.10	44,596.89	91,336.37	16,681.77	3,495.00	17,123.91	212,723.51
Total	36,451.47	3,038.10	44,596.89	91,336.37	16,681.77	3,495.00	17,123.91	212,723.51
10 Circuit								
RALEIGH	12,436.25	1,605.35	16,836.67	47,425.87	10,557.16	206.50	7,375.00	96,442.80
Total	12,436.25	1,605.35	16,836.67	47,425.87	10,557.16	206.50	7,375.00	96,442.80
11 Circuit								
GREENBRIER	2,604.68	137.59	910.25	2,083.75	653.19	-	409.00	6,798.46
POCAHONTAS	-	-	-	6,935.68	61.20	10.00	-	7,006.88
Total	2,604.68	137.59	910.25	9,019.43	714.39	10.00	409.00	13,805.34
12 Circuit								
FAYETTE	95.00	912.45	75.00	10,672.88	3,362.52	713.50	68.73	15,900.08
Total	95.00	912.45	75.00	10,672.88	3,362.52	713.50	68.73	15,900.08
13 Circuit								
KANAWHA	11,461.87	2,525.53	81,239.14	35,014.49	17,059.87	445.00	1,747.09	149,492.99
Total	11,461.87	2,525.53	81,239.14	35,014.49	17,059.87	445.00	1,747.09	149,492.99
14 Circuit								
BRAXTON	4,492.00	1,249.45	2,748.41	21,017.34	6,552.08	8,656.88	45.08	44,761.24
CLAY	-	-	598.63	20,821.57	3,837.78	2,157.76	13.08	27,428.82
GILMER	2,850.00	-	-	23,190.02	2,671.94	1,006.48	59.00	29,777.44
WEBSTER	3,400.00	642.90	116.60	44,228.22	6,843.59	16,158.35	5.00	71,394.66
Total	10,742.00	1,892.35	3,463.64	109,257.15	19,905.39	27,979.47	122.16	173,362.16
15 Circuit								
HARRISON	26,789.93	75.00	22,538.01	11,039.89	10,974.59	2,345.56	4,479.26	78,242.24
Total	26,789.93	75.00	22,538.01	11,039.89	10,974.59	2,345.56	4,479.26	78,242.24
16 Circuit								
MARION	12,712.50	1,654.30	2,537.61	8,255.71	11,127.65	2,228.53	4,527.71	43,044.01
Total	12,712.50	1,654.30	2,537.61	8,255.71	11,127.65	2,228.53	4,527.71	43,044.01
17 Circuit								
MONONGALIA	25,013.50	925.15	22,306.11	27,997.10	14,656.83	5,541.90	4,436.60	100,877.19
Total	25,013.50	925.15	22,306.11	27,997.10	14,656.83	5,541.90	4,436.60	100,877.19
18 Circuit								
PRESTON	5,550.00	130.80	3,155.05	16,628.55	4,346.37	1,524.72	2,355.22	33,690.71
Total	5,550.00	130.80	3,155.05	16,628.55	4,346.37	1,524.72	2,355.22	33,690.71

**PUBLIC DEFENDER SERVICES
APPOINTED COUNSEL TOTAL EXPENSES BY CATEGORY**

Circuit County	Expert Witness	Court Reporter	Investigator	Travel	Misc. Office	Paralegal	Other	Total Expenses
19 Circuit								
BARBOUR	1,150.00	60.00	-	13,994.04	11,495.42	10.70	959.76	27,669.92
TAYLOR	5,950.15	327.25	798.64	14,551.38	10,056.64	3.90	112.38	31,800.34
Total	7,100.15	387.25	798.64	28,545.42	21,552.06	14.60	1,072.14	59,470.26
20 Circuit								
RANDOLPH	4,750.00	427.35	22,668.15	20,895.58	5,819.76	589.00	1,844.41	56,994.25
Total	4,750.00	427.35	22,668.15	20,895.58	5,819.76	589.00	1,844.41	56,994.25
21 Circuit								
GRANT	9,050.00	1,027.85	2,048.04	7,124.32	948.16	-	1,659.63	21,858.00
MINERAL	5,787.50	132.00	4,427.80	4,875.82	2,967.73	-	342.44	18,533.29
TUCKER	4,800.00	409.85	5,312.64	5,440.14	1,220.81	-	156.00	17,339.44
Total	19,637.50	1,569.70	11,788.48	17,440.28	5,136.70	-	2,158.07	57,730.73
22 Circuit								
HAMPSHIRE	21,304.66	2,610.83	206.90	12,655.62	5,004.64	2,118.00	15,325.17	59,225.82
HARDY	6,212.50	19.61	639.33	12,263.33	3,868.72	-	1,517.64	24,521.13
PENDLETON	4,300.00	-	479.85	3,113.90	427.06	-	3.65	8,324.46
Total	31,817.16	2,630.44	1,326.08	28,032.85	9,300.42	2,118.00	16,846.46	92,071.41
23 Circuit								
BERKELEY	59,402.08	15,056.84	30,643.09	20,170.23	13,675.73	12,341.40	30,296.98	181,586.35
JEFFERSON	24,675.00	2,910.81	2,607.65	12,578.20	6,328.04	3,984.64	3,993.75	57,078.09
MORGAN	21,467.83	907.35	3,284.82	11,612.55	2,400.09	3,132.51	16.00	42,821.15
Total	105,544.91	18,875.00	36,535.56	44,360.98	22,403.86	19,458.55	34,306.73	281,485.59
24 Circuit								
WAYNE	-	694.00	242.75	14,825.36	2,485.56	861.00	320.50	19,429.17
Total	-	694.00	242.75	14,825.36	2,485.56	861.00	320.50	19,429.17
25 Circuit								
BOONE	-	114.32	1,786.87	5,035.72	1,349.09	-	111.95	8,397.95
LINCOLN	-	411.95	-	18,301.40	3,044.09	160.48	781.14	22,699.06
Total	-	526.27	1,786.87	23,337.12	4,393.18	160.48	893.09	31,097.01
26 Circuit								
LEWIS	6,325.00	80.00	3,275.16	20,455.84	4,332.84	3,974.00	1,152.70	39,595.54
UPSHUR	-	-	8,107.65	12,825.18	4,373.48	1,954.00	856.26	28,116.57
Total	6,325.00	80.00	11,382.81	33,281.02	8,706.32	5,928.00	2,008.96	67,712.11

**PUBLIC DEFENDER SERVICES
APPOINTED COUNSEL TOTAL EXPENSES BY CATEGORY**

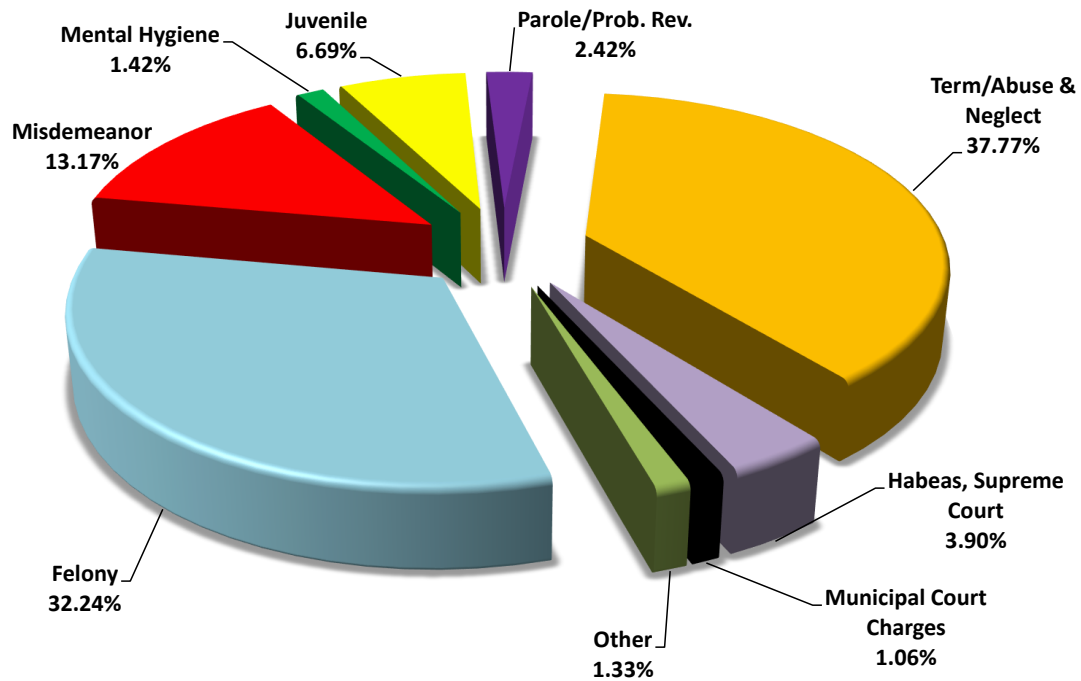
Circuit County	Expert Witness	Court Reporter	Investigator	Travel	Misc. Office	Paralegal	Other	Total Expenses
27 Circuit								
WYOMING	8,551.00	38.50	79,310.80	32,705.60	9,925.27	4,295.90	2,006.50	136,833.57
Total	8,551.00	38.50	79,310.80	32,705.60	9,925.27	4,295.90	2,006.50	136,833.57
28 Circuit								
NICHOLAS	16,174.64	265.35	939.00	22,953.31	2,980.78	120.00	722.18	44,155.26
Total	16,174.64	265.35	939.00	22,953.31	2,980.78	120.00	722.18	44,155.26
29 Circuit								
PUTNAM	13,302.34	601.25	6,237.87	30,819.48	7,105.22	42.00	3.76	58,111.92
Total	13,302.34	601.25	6,237.87	30,819.48	7,105.22	42.00	3.76	58,111.92
30 Circuit								
MINGO	4,106.25	286.05	4,668.60	4,433.84	5,210.83	-	72.81	18,778.38
Total	4,106.25	286.05	4,668.60	4,433.84	5,210.83	-	72.81	18,778.38
31 Circuit								
MONROE	-	-	-	9,969.63	954.39	-	-	10,924.02
SUMMERS	-	957.65	1,324.83	11,160.20	456.28	406.00	-	14,304.96
Total	-	957.65	1,324.83	21,129.83	1,410.67	406.00	-	25,228.98
WV TOTAL	446,021.69	74,247.54	504,099.77	968,996.16	285,426.65	104,781.17	144,084.40	2,527,657.38

**PUBLIC DEFENDER SERVICES
APPOINTED COUNSEL HOURS**

Felony	155,909.24
Misdemeanor	63,685.67
Mental Hygiene	6,874.11
Juvenile	32,330.82
Parole/Prob. Rev.	11,714.51
Term/Abuse & Neglect	182,665.02
Habeas, Supreme Court	18,851.26
Municipal Court Charges	5,136.12
Other	6,428.33

Mag. Ct. Appeal, Mandamus/Prohibition,
Extradition, Contempt, Fugitive, Misc.

Total Hours Paid	483,595.07
-------------------------	-------------------



**PUBLIC DEFENDER SERVICES
APPOINTED COUNSEL HOURS PAID BY CASE TYPE**

Circuit County	Felony	Misd.	Mental Hygiene	Juvenile	Parole Prob. Rev.	Abuse & Neglect	Habeas Sup. Ct.	Municipal Court	Other	Total Claims
01 Circuit										
BROOKE	1,876.90	543.20	161.60	351.70	45.00	1,500.79	189.40	-	80.50	4,749.09
HANCOCK	2,563.40	573.34	69.00	292.02	549.50	3,534.57	133.40	3.70	59.10	7,778.03
OHIO	2,615.70	572.70	447.36	149.20	54.00	9,803.24	2,008.40	-	53.10	15,703.70
Total	7,056.00	1,689.24	677.96	792.92	648.50	14,838.60	2,331.20	3.70	192.70	28,230.82
02 Circuit										
MARSHALL	990.00	321.40	193.10	61.10	179.00	1,409.73	14.30	-	22.50	3,191.13
TYLER	387.80	29.60	26.30	100.90	12.50	437.30	-	-	25.80	1,020.20
WETZEL	628.60	170.90	181.10	163.50	80.00	1,645.30	105.90	-	45.90	3,021.20
Total	2,006.40	521.90	400.50	325.50	271.50	3,492.33	120.20	-	94.20	7,232.53
03 Circuit										
DODDRIDGE	1,095.50	569.50	46.00	133.30	282.50	1,764.90	72.50	-	66.60	4,030.80
PLEASANTS	825.00	579.10	15.50	240.80	45.90	595.70	16.60	-	46.00	2,364.60
RITCHIE	1,421.70	743.20	8.80	211.60	74.30	1,868.70	96.40	-	18.80	4,443.50
Total	3,342.20	1,891.80	70.30	585.70	402.70	4,229.30	185.50	-	131.40	10,838.90
04 Circuit										
WIRT	714.00	192.00	2.40	68.00	11.10	199.30	-	-	47.10	1,233.90
WOOD	5,458.10	5,775.30	576.50	763.80	274.82	5,162.30	532.30	-	239.90	18,783.02
Total	6,172.10	5,967.30	578.90	831.80	285.92	5,361.60	532.30	-	287.00	20,016.92
05 Circuit										
CALHOUN	1,107.10	548.09	22.00	30.40	24.75	1,988.47	388.10	-	26.06	4,134.97
JACKSON	2,477.96	230.80	13.80	452.14	91.41	4,180.70	148.06	-	87.87	7,682.74
MASON	2,775.76	2,101.22	154.90	692.13	253.85	1,587.73	23.60	15.10	202.50	7,806.79
ROANE	1,196.11	301.60	60.60	150.50	38.70	2,427.57	180.00	-	118.38	4,473.46
Total	7,556.93	3,181.71	251.30	1,325.17	408.70	10,184.46	739.76	15.10	434.81	24,097.95
06 Circuit										
CABELL	8,635.20	720.00	1,370.00	781.30	486.90	9,310.47	1,224.90	-	164.50	22,693.27
Total	8,635.20	720.00	1,370.00	781.30	486.90	9,310.47	1,224.90	-	164.50	22,693.27
07 Circuit										
LOGAN	2,727.10	2,389.00	-	1,811.00	227.00	3,908.10	233.60	-	78.30	11,374.10
Total	2,727.10	2,389.00	-	1,811.00	227.00	3,908.10	233.60	-	78.30	11,374.10
08 Circuit										
MCDOWELL	3,766.58	1,287.98	125.85	226.60	22.70	1,658.19	138.47	-	30.00	7,256.37
Total	3,766.58	1,287.98	125.85	226.60	22.70	1,658.19	138.47	-	30.00	7,256.37

**PUBLIC DEFENDER SERVICES
APPOINTED COUNSEL HOURS PAID BY CASE TYPE**

Circuit County	Felony	Misd.	Mental Hygiene	Juvenile	Parole Prob. Rev.	Term/ Abuse & Neglect	Habeas Sup. Ct.	Municipal Court	Other	Total Claims
09 Circuit										
MERCER	10,937.90	2,654.40	466.10	5,675.28	610.90	10,960.10	936.80	309.30	352.00	32,902.78
Total	10,937.90	2,654.40	466.10	5,675.28	610.90	10,960.10	936.80	309.30	352.00	32,902.78
10 Circuit										
RALEIGH	4,496.70	1,328.20	115.10	410.20	368.20	13,153.10	626.40	-	86.20	20,584.10
Total	4,496.70	1,328.20	115.10	410.20	368.20	13,153.10	626.40	-	86.20	20,584.10
11 Circuit										
GREENBRIER	2,299.30	363.20	10.10	233.60	86.29	4,720.70	130.00	4.20	57.60	7,904.99
POCAHONTAS	705.10	432.70	40.20	92.90	-	2,586.40	-	-	84.60	3,941.90
Total	3,004.40	795.90	50.30	326.50	86.29	7,307.10	130.00	4.20	142.20	11,846.89
12 Circuit										
FAYETTE	1,906.00	745.90	-	148.60	124.90	3,987.00	851.50	83.70	-	7,847.60
Total	1,906.00	745.90	-	148.60	124.90	3,987.00	851.50	83.70	-	7,847.60
13 Circuit										
KANAWHA	11,796.80	4,966.97	-	1,683.08	708.88	14,315.70	1,213.80	3,402.29	440.10	38,527.62
Total	11,796.80	4,966.97	-	1,683.08	708.88	14,315.70	1,213.80	3,402.29	440.10	38,527.62
14 Circuit										
BRAXTON	1,193.20	873.40	41.70	396.20	85.10	2,638.30	262.30	5.70	30.40	5,526.30
CLAY	1,556.70	348.50	5.40	414.20	24.30	3,158.90	541.80	-	22.60	6,072.40
GILMER	1,091.20	686.00	18.70	287.00	50.80	841.00	312.40	2.20	114.00	3,403.30
WEBSTER	1,960.00	583.10	4.20	482.80	106.90	3,171.70	527.50	-	47.60	6,883.80
Total	5,801.10	2,491.00	70.00	1,580.20	267.10	9,809.90	1,644.00	7.90	214.60	21,885.80
15 Circuit										
HARRISON	2,857.10	775.30	128.00	283.40	146.20	3,664.20	954.50	-	86.40	8,895.10
Total	2,857.10	775.30	128.00	283.40	146.20	3,664.20	954.50	-	86.40	8,895.10
16 Circuit										
MARION	9,484.63	2,646.10	365.40	1,714.02	673.40	4,172.70	387.90	280.32	468.66	20,193.13
Total	9,484.63	2,646.10	365.40	1,714.02	673.40	4,172.70	387.90	280.32	468.66	20,193.13
17 Circuit										
MONONGALIA	8,014.70	4,384.40	287.20	1,426.10	911.00	4,543.30	603.80	526.00	485.70	21,182.20
Total	8,014.70	4,384.40	287.20	1,426.10	911.00	4,543.30	603.80	526.00	485.70	21,182.20
18 Circuit										
PRESTON	1,081.70	512.80	8.70	177.60	61.70	2,649.70	235.60	-	196.20	4,924.00
Total	1,081.70	512.80	8.70	177.60	61.70	2,649.70	235.60	-	196.20	4,924.00

**PUBLIC DEFENDER SERVICES
APPOINTED COUNSEL HOURS PAID BY CASE TYPE**

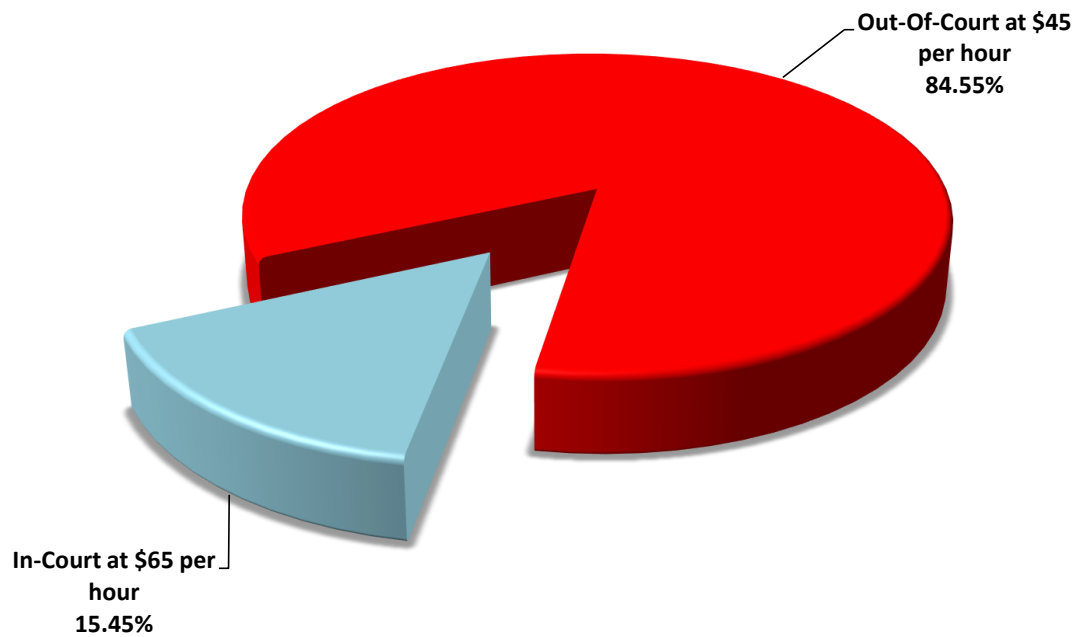
Circuit County	Felony	Misd.	Mental Hygiene	Juvenile	Parole Prob. Rev.	Term/ Abuse & Neglect	Habeas Sup. Ct.	Municipal Court	Other	Total Claims
19 Circuit										
BARBOUR	2,033.50	961.01	14.40	672.40	62.00	3,531.55	-	-	24.73	7,299.60
TAYLOR	2,153.64	788.61	58.30	799.60	79.67	3,448.55	259.05	-	188.70	7,776.12
Total	4,187.14	1,749.62	72.70	1,472.00	141.67	6,980.11	259.05	-	213.43	15,075.72
20 Circuit										
RANDOLPH	4,286.10	2,571.30	42.70	1,440.00	427.60	2,243.80	379.50	340.20	173.40	11,904.60
Total	4,286.10	2,571.30	42.70	1,440.00	427.60	2,243.80	379.50	340.20	173.40	11,904.60
21 Circuit										
GRANT	906.50	529.70	22.70	222.00	181.20	973.60	11.90	-	86.80	2,934.40
MINERAL	1,873.40	1,379.60	21.10	255.40	299.90	830.00	163.60	7.40	65.20	4,895.60
TUCKER	417.40	309.00	-	219.30	30.60	376.20	-	-	48.50	1,401.00
Total	3,197.30	2,218.30	43.80	696.70	511.70	2,179.80	175.50	7.40	200.50	9,231.00
22 Circuit										
HAMPSHIRE	3,090.60	1,144.10	19.90	548.80	165.80	1,286.60	332.20	-	111.40	6,609.40
HARDY	1,643.50	1,160.20	36.50	490.30	192.60	2,062.60	14.00	-	35.90	5,635.60
PENDLETON	359.30	274.60	3.20	553.50	41.10	499.50	15.10	-	41.80	1,788.10
Total	5,093.40	2,578.90	59.60	1,592.60	399.50	3,848.70	361.30	-	189.10	14,123.10
23 Circuit										
BERKELEY	4,794.00	807.10	-	509.40	367.90	8,014.80	1,611.60	34.10	92.30	16,231.20
JEFFERSON	2,764.30	796.30	-	308.60	442.60	2,913.70	424.30	3.60	57.40	7,710.80
MORGAN	1,140.60	406.00	-	71.30	237.20	2,392.10	161.90	-	3.70	4,412.80
Total	8,698.90	2,009.40	-	889.30	1,047.70	13,320.60	2,197.80	37.70	153.40	28,354.80
24 Circuit										
WAYNE	1,890.00	135.30	45.90	65.60	259.00	4,595.80	276.70	69.80	12.70	7,350.80
Total	1,890.00	135.30	45.90	65.60	259.00	4,595.80	276.70	69.80	12.70	7,350.80
25 Circuit										
BOONE	1,239.53	328.88	1.90	933.69	70.40	1,113.67	264.30	-	224.00	4,176.36
LINCOLN	3,258.50	878.60	205.10	663.50	550.60	3,057.30	300.00	-	315.40	9,229.00
Total	4,498.03	1,207.48	207.00	1,597.19	621.00	4,170.97	564.30	-	539.40	13,405.36
26 Circuit										
LEWIS	3,849.95	1,554.01	690.40	263.00	357.23	841.50	216.26	-	205.77	7,978.12
UPSHUR	2,571.71	1,255.00	25.80	567.44	224.40	1,301.45	343.60	-	64.20	6,353.59
Total	6,421.66	2,809.01	716.20	830.44	581.63	2,142.95	559.86	-	269.97	14,331.72

**PUBLIC DEFENDER SERVICES
APPOINTED COUNSEL HOURS PAID BY CASE TYPE**

Circuit County	Felony	Misd.	Mental Hygiene	Juvenile	Parole Prob. Rev.	Abuse & Neglect	Habeas Sup. Ct.	Municipal Court	Other	Total Claims
27 Circuit										
WYOMING	5,511.54	3,985.32	51.30	514.66	129.75	4,158.73	99.60	-	68.10	14,519.00
Total	5,511.54	3,985.32	51.30	514.66	129.75	4,158.73	99.60	-	68.10	14,519.00
28 Circuit										
NICHOLAS	1,341.00	224.10	2.10	47.50	42.10	4,279.10	35.10	-	17.50	5,988.50
Total	1,341.00	224.10	2.10	47.50	42.10	4,279.10	35.10	-	17.50	5,988.50
29 Circuit										
PUTNAM	3,902.24	3,470.73	633.20	2,067.10	661.58	2,149.90	202.11	33.30	494.08	13,614.24
Total	3,902.24	3,470.73	633.20	2,067.10	661.58	2,149.90	202.11	33.30	494.08	13,614.24
30 Circuit										
MINGO	4,094.70	948.61	15.20	540.97	96.29	3,807.71	425.20	-	204.38	10,133.05
Total	4,094.70	948.61	15.20	540.97	96.29	3,807.71	425.20	-	204.38	10,133.05
31 Circuit										
MONROE	1,220.20	466.00	13.10	199.20	38.00	699.80	225.00	15.20	3.90	2,880.40
SUMMERS	923.50	361.70	5.70	272.60	44.50	541.20	-	-	3.50	2,152.70
Total	2,143.70	827.70	18.80	471.80	82.50	1,241.00	225.00	15.20	7.40	5,033.10
WV TOTAL	155,909.24	63,685.67	6,874.11	32,330.82	11,714.51	182,665.02	18,851.26	5,136.12	6,428.33	483,595.07

**PUBLIC DEFENDER SERVICES
APPOINTED COUNSEL TIME PAID IN/OUT-OF-COURT**

In-Court at \$65 per hour	74,711.26
Out-Of-Court at \$45 per hour	408,883.81
Total Hours Paid	483,595.07



**PUBLIC DEFENDER SERVICES
APPOINTED COUNSEL IN/OUT OF COURT HOURS**

Circuit County	In-Court	Out-Of-Court	Total Hours
01 Circuit			
BROOKE	593.37	4,155.72	4,749.09
HANCOCK	1,186.17	6,591.85	7,778.03
OHIO	1,522.61	14,181.09	15,703.70
Total	3,302.15	24,928.66	28,230.82
02 Circuit			
MARSHALL	425.40	2,765.73	3,191.13
TYLER	148.10	872.10	1,020.20
WETZEL	487.30	2,533.90	3,021.20
Total	1,060.80	6,171.73	7,232.53
03 Circuit			
DODDRIDGE	467.00	3,563.80	4,030.80
PLEASANTS	286.80	2,077.80	2,364.60
RITCHIE	612.40	3,831.10	4,443.50
Total	1,366.20	9,472.70	10,838.90
04 Circuit			
WIRT	131.60	1,102.30	1,233.90
WOOD	2,393.02	16,390.00	18,783.02
Total	2,524.62	17,492.30	20,016.92
05 Circuit			
CALHOUN	684.87	3,450.10	4,134.97
JACKSON	1,572.26	6,110.48	7,682.74
MASON	1,292.70	6,514.09	7,806.79
ROANE	906.52	3,566.94	4,473.46
Total	4,456.35	19,641.61	24,097.95
06 Circuit			
CABELL	5,844.00	16,849.27	22,693.27
Total	5,844.00	16,849.27	22,693.27
07 Circuit			
LOGAN	1,770.40	9,603.70	11,374.10
Total	1,770.40	9,603.70	11,374.10
08 Circuit			
MCDOWELL	1,134.81	6,121.56	7,256.37
Total	1,134.81	6,121.56	7,256.37

**PUBLIC DEFENDER SERVICES
APPOINTED COUNSEL IN/OUT OF COURT HOURS**

Circuit County	In-Court	Out-Of-Court	Total Hours
09 Circuit			
MERCER	5,133.68	27,769.10	32,902.78
Total	5,133.68	27,769.10	32,902.78
10 Circuit			
RALEIGH	3,326.90	17,257.20	20,584.10
Total	3,326.90	17,257.20	20,584.10
11 Circuit			
GREENBRIER	1,042.20	6,862.79	7,904.99
POCAHONTAS	492.90	3,449.00	3,941.90
Total	1,535.10	10,311.79	11,846.89
12 Circuit			
FAYETTE	1,026.30	6,821.30	7,847.60
Total	1,026.30	6,821.30	7,847.60
13 Circuit			
KANAWHA	6,797.00	31,730.62	38,527.62
Total	6,797.00	31,730.62	38,527.62
14 Circuit			
BRAXTON	965.80	4,560.50	5,526.30
CLAY	719.90	5,352.50	6,072.40
GILMER	475.10	2,928.20	3,403.30
WEBSTER	1,193.00	5,690.80	6,883.80
Total	3,353.80	18,532.00	21,885.80
15 Circuit			
HARRISON	1,072.70	7,822.40	8,895.10
Total	1,072.70	7,822.40	8,895.10
16 Circuit			
MARION	1,802.80	18,390.33	20,193.13
Total	1,802.80	18,390.33	20,193.13
17 Circuit			
MONONGALIA	2,574.60	18,607.60	21,182.20
Total	2,574.60	18,607.60	21,182.20
18 Circuit			
PRESTON	510.90	4,413.10	4,924.00
Total	510.90	4,413.10	4,924.00

**PUBLIC DEFENDER SERVICES
APPOINTED COUNSEL IN/OUT OF COURT HOURS**

Circuit County	In-Court	Out-Of-Court	Total Hours
19 Circuit			
BARBOUR	721.70	6,577.90	7,299.60
TAYLOR	748.30	7,027.82	7,776.12
Total	1,470.00	13,605.72	15,075.72
20 Circuit			
RANDOLPH	2,061.30	9,843.30	11,904.60
Total	2,061.30	9,843.30	11,904.60
21 Circuit			
GRANT	433.50	2,500.90	2,934.40
MINERAL	574.10	4,321.50	4,895.60
TUCKER	157.00	1,244.00	1,401.00
Total	1,164.60	8,066.40	9,231.00
22 Circuit			
HAMPSHIRE	1,068.40	5,631.00	6,699.40
HARDY	969.10	4,666.50	5,635.60
PENDLETON	254.10	1,534.00	1,788.10
Total	2,291.60	11,831.50	14,123.10
23 Circuit			
BERKELEY	2,094.50	14,136.70	16,231.20
JEFFERSON	1,129.80	6,581.00	7,710.80
MORGAN	457.20	3,955.60	4,412.80
Total	3,681.50	24,673.30	28,354.80
24 Circuit			
WAYNE	2,403.40	4,947.40	7,350.80
Total	2,403.40	4,947.40	7,350.80
25 Circuit			
BOONE	1,569.10	2,607.26	4,176.36
LINCOLN	1,745.20	7,483.80	9,229.00
Total	3,314.30	10,091.06	13,405.36
26 Circuit			
LEWIS	1,179.60	6,798.52	7,978.12
UPSHUR	1,011.70	5,341.89	6,353.59
Total	2,191.30	12,140.42	14,331.72

**PUBLIC DEFENDER SERVICES
APPOINTED COUNSEL IN/OUT OF COURT HOURS**

Circuit County	In-Court	Out-Of-Court	Total Hours
27 Circuit			
WYOMING	1,942.11	12,576.89	14,519.00
Total	1,942.11	12,576.89	14,519.00
28 Circuit			
NICHOLAS	847.40	5,141.10	5,988.50
Total	847.40	5,141.10	5,988.50
29 Circuit			
PUTNAM	1,798.80	11,815.44	13,614.24
Total	1,798.80	11,815.44	13,614.24
30 Circuit			
MINGO	2,012.94	8,120.11	10,133.05
Total	2,012.94	8,120.11	10,133.05
31 Circuit			
MONROE	526.70	2,353.70	2,880.40
SUMMERS	412.20	1,740.50	2,152.70
Total	938.90	4,094.20	5,033.10
WV TOTAL	74,711.26	408,883.81	483,595.07

**PUBLIC DEFENDER SERVICES
APPOINTED COUNSEL STATEWIDE AVERAGE COSTS BY CASE TYPE
INCLUDING DIRECT EXPENSES AND SUPPLEMENTALS**

Felony	1,014.18
Misdemeanor	362.86
Mental Hygiene	137.37
Juvenile	529.93
Parole/Prob. Rev.	406.10
Term/ Abuse & Neglect	991.96
Habeas, Supreme Court	2,127.43
Municipal Court Charges	350.60
Other	347.11
Mag. Ct. Appeal, Mandamus/Prohibition, Extradition, Contempt, Fugitive, Misc.	
<hr/>	
Statewide Average	702.11
<hr/>	

PUBLIC DEFENDER SERVICES
APPOINTED COUNSEL AVERAGE COST BY CASE TYPE - INCLUDING DIRECT EXPENSES AND SUPPLEMENTALS

Circuit County	Felony	Misd.	Mental Hygiene	Juvenile	Parole Prob. Rev.	Abuse & Neglect	Habeas Sup. Ct.	Municipal Court	Other	Total Claims
01 Circuit										
BROOKE	1,528.61	499.63	269.49	1,080.69	564.96	1,188.99	3,230.81	-	1,466.30	1,029.13
HANCOCK	1,250.16	421.18	282.31	513.88	556.63	1,339.51	1,521.65	202.86	378.03	957.63
OHIO	1,594.51	508.76	76.99	706.41	562.74	2,091.92	3,702.81	-	905.13	1,088.62
Average	1,435.77	471.79	100.94	716.53	557.68	1,719.03	3,360.54	202.86	724.18	1,037.96
02 Circuit										
MARSHALL	973.18	379.36	131.84	348.14	650.66	859.85	323.77	-	549.91	580.69
TYLER	1,604.11	519.70	179.78	777.72	353.44	3,276.91	-	-	1,255.34	1,321.84
WETZEL	1,086.85	657.15	143.35	860.06	420.12	1,344.02	1,294.72	-	860.76	775.23
Average	1,089.33	448.88	139.46	660.69	539.13	1,176.00	971.07	-	822.91	712.93
03 Circuit										
DODDRIDGE	941.23	556.51	250.25	487.64	488.08	1,086.62	3,365.77	-	285.00	789.05
PLEASANTS	1,072.66	505.33	170.39	573.96	339.60	1,120.63	788.04	-	259.63	722.01
RITCHIE	1,294.56	573.99	121.72	833.71	494.89	1,121.32	1,541.39	-	331.68	967.00
Average	1,103.26	546.28	204.58	614.78	466.67	1,106.56	1,755.59	-	281.60	836.52
04 Circuit										
WIRT	1,381.91	356.47	122.84	268.58	264.05	845.70	1,292.48	-	564.31	807.60
WOOD	744.10	311.83	104.51	335.39	386.40	761.52	1,101.94	-	180.54	451.35
Average	797.14	313.19	104.58	328.44	377.86	764.43	1,107.89	-	201.57	466.99
05 Circuit										
CALHOUN	1,609.17	539.52	186.34	840.18	505.75	644.80	1,844.59	-	166.44	766.68
JACKSON	1,205.83	390.65	138.00	1,692.20	297.20	570.60	1,298.65	-	211.42	692.70
MASON	693.22	367.98	157.05	423.79	304.64	1,033.68	1,082.50	379.73	633.36	522.00
ROANE	1,176.88	352.81	257.58	193.70	373.38	555.97	1,678.19	-	417.77	577.85
Average	980.54	391.53	177.28	496.61	317.24	621.85	1,634.75	379.73	371.97	617.54
06 Circuit										
CABELL	856.37	373.42	106.21	312.96	314.17	748.30	2,130.33	-	362.87	533.37
Average	856.37	373.42	106.21	312.96	314.17	748.30	2,130.33	-	362.87	533.37
07 Circuit										
LOGAN	829.68	257.10	-	674.60	535.72	1,242.74	2,382.62	-	384.37	601.82
Average	829.68	257.10	-	674.60	535.72	1,242.74	2,382.62	-	384.37	601.82
08 Circuit										
MCDOWELL	1,504.45	470.74	305.76	841.86	1,139.32	961.85	1,229.96	-	767.38	945.08
Average	1,504.45	470.74	305.76	841.86	1,139.32	961.85	1,229.96	-	767.38	945.08

PUBLIC DEFENDER SERVICES
APPOINTED COUNSEL AVERAGE COST BY CASE TYPE - INCLUDING DIRECT EXPENSES AND SUPPLEMENTALS

Circuit County	Felony	Misd.	Mental Hygiene	Juvenile	Parole Prob. Rev.	Term/ Abuse & Neglect	Habeas Sup. Ct.	Municipal Court	Other	Total Claims
09 Circuit										
MERCER	1,072.32	322.71	163.93	507.50	424.31	692.94	2,551.61	627.44	280.17	643.66
Average	1,072.32	322.71	163.93	507.50	424.31	692.94	2,551.61	627.44	280.17	643.66
10 Circuit										
RALEIGH	889.95	363.00	109.43	524.78	451.49	929.32	1,777.80	-	363.59	792.37
Average	889.95	363.00	109.43	524.78	451.49	929.32	1,777.80	-	363.59	792.37
11 Circuit										
GREENBRIER	1,322.65	424.22	138.79	754.71	410.19	1,957.17	1,354.66	212.58	375.14	1,345.64
POCAHONTAS	1,462.89	504.96	130.33	582.77	-	2,427.39	-	-	1,034.60	1,339.74
Average	1,353.08	465.08	132.11	694.91	410.19	2,103.77	1,354.66	212.58	614.94	1,343.65
12 Circuit										
FAYETTE	899.41	189.15	-	725.45	471.54	984.12	3,112.35	201.97	-	697.13
Average	899.41	189.15	-	725.45	471.54	984.12	3,112.35	201.97	-	697.13
13 Circuit										
KANAWHA	681.07	426.61	-	549.36	399.94	785.17	1,442.01	357.78	491.51	610.26
Average	681.07	426.61	-	549.36	399.94	785.17	1,442.01	357.78	491.51	610.26
14 Circuit										
BRAXTON	827.46	341.11	113.18	700.42	244.23	1,246.82	2,284.68	332.98	234.44	727.44
CLAY	1,518.94	354.30	156.50	1,450.36	655.66	1,665.62	2,399.48	-	408.95	1,324.28
GILMER	1,314.17	382.85	175.05	1,646.64	436.31	979.78	2,468.04	123.49	172.49	729.03
WEBSTER	1,173.59	314.07	268.60	1,310.33	769.50	749.75	1,965.31	-	227.18	783.58
Average	1,157.15	345.98	132.96	1,137.98	421.16	1,059.96	2,234.02	228.24	203.27	845.79
15 Circuit										
HARRISON	1,351.36	457.68	123.43	655.55	396.70	1,428.61	1,856.65	-	309.98	1,006.19
Average	1,351.36	457.68	123.43	655.55	396.70	1,428.61	1,856.65	-	309.98	1,006.19
16 Circuit										
MARION	1,260.52	336.53	157.08	467.28	372.20	895.09	2,057.34	314.14	360.77	670.27
Average	1,260.52	336.53	157.08	467.28	372.20	895.09	2,057.34	314.14	360.77	670.27
17 Circuit										
MONONGALIA	1,125.08	427.42	158.58	541.04	384.94	745.93	1,800.00	408.10	444.66	653.13
Average	1,125.08	427.42	158.58	541.04	384.94	745.93	1,800.00	408.10	444.66	653.13
18 Circuit										
PRESTON	978.41	540.96	161.52	781.51	353.15	885.27	2,428.88	-	591.84	827.19
Average	978.41	540.96	161.52	781.51	353.15	885.27	2,428.88	-	591.84	827.19

PUBLIC DEFENDER SERVICES
APPOINTED COUNSEL AVERAGE COST BY CASE TYPE - INCLUDING DIRECT EXPENSES AND SUPPLEMENTALS

Circuit County	Felony	Misd.	Mental Hygiene	Juvenile	Parole Prob. Rev.	Term/ Abuse & Neglect	Habeas Sup. Ct.	Municipal Court	Other	Total Claims
19 Circuit										
BARBOUR	758.50	335.30	199.61	521.27	456.45	905.98	-	-	303.03	661.82
TAYLOR	903.88	363.82	326.68	307.15	316.67	902.11	1,862.18	-	216.25	630.76
Average	828.72	347.61	290.37	380.38	365.59	904.07	1,862.18	-	223.63	645.39
20 Circuit										
RANDOLPH	1,195.08	386.25	127.64	908.90	330.69	1,287.45	1,475.05	288.66	248.22	701.37
Average	1,195.08	386.25	127.64	908.90	330.69	1,287.45	1,475.05	288.66	248.22	701.37
21 Circuit										
GRANT	908.05	400.03	189.54	348.22	365.99	1,505.97	554.65	-	245.41	655.73
MINERAL	745.40	244.31	153.42	219.10	299.30	862.65	1,455.29	365.00	446.07	412.49
TUCKER	1,198.41	486.11	-	555.33	542.06	4,895.68	-	-	1,446.53	949.25
Average	836.20	293.39	170.27	327.07	330.01	1,343.98	1,326.62	365.00	386.40	526.55
22 Circuit										
HAMPSHIRE	1,173.99	306.88	192.01	691.95	448.02	1,239.54	2,753.30	-	156.47	730.61
HARDY	1,132.16	326.20	389.02	497.48	347.45	1,879.69	829.29	-	228.88	706.78
PENDLETON	1,099.90	354.34	82.90	560.88	709.81	2,259.31	758.34	-	238.83	700.71
Average	1,155.58	319.92	260.86	579.65	407.41	1,633.81	2,263.43	-	180.92	717.59
23 Circuit										
BERKELEY	1,358.45	276.64	-	686.73	515.40	1,866.68	3,169.48	245.79	1,893.22	1,261.99
JEFFERSON	1,319.52	465.29	-	780.10	613.49	1,635.79	3,241.77	170.00	752.38	1,096.84
MORGAN	2,061.00	709.80	-	658.49	670.85	2,473.08	1,623.99	-	107.82	1,648.47
Average	1,412.70	387.53	-	711.82	587.63	1,890.21	2,984.31	236.32	989.42	1,257.75
24 Circuit										
WAYNE	1,376.34	284.27	121.21	585.37	335.47	982.22	3,337.45	141.89	746.36	873.63
Average	1,376.34	284.27	121.21	585.37	335.47	982.22	3,337.45	141.89	746.36	873.63
25 Circuit										
BOONE	658.88	213.05	99.50	195.96	231.58	506.46	2,789.11	-	1,093.89	380.21
LINCOLN	940.06	417.61	226.06	950.06	540.03	1,320.56	5,397.05	-	184.02	758.02
Average	835.51	326.57	223.18	296.00	462.92	910.15	3,767.09	-	285.12	572.98
26 Circuit										
LEWIS	1,149.20	412.25	145.65	784.80	351.98	1,190.76	1,744.96	-	286.52	548.43
UPSHUR	1,200.79	330.60	253.28	636.71	295.15	1,050.00	5,911.84	-	250.40	696.43
Average	1,169.36	371.42	148.23	677.32	327.79	1,101.18	3,133.92	-	276.93	605.26

PUBLIC DEFENDER SERVICES
APPOINTED COUNSEL AVERAGE COST BY CASE TYPE - INCLUDING DIRECT EXPENSES AND SUPPLEMENTALS

Circuit County	Felony	Misd.	Mental Hygiene	Juvenile	Parole Prob. Rev.	Term/ Abuse & Neglect	Habeas Sup. Ct.	Municipal Court	Other	Total Claims
27 Circuit										
WYOMING	924.62	380.70	241.06	457.80	325.20	708.78	1,664.63	-	657.02	604.34
Average	924.62	380.70	241.06	457.80	325.20	708.78	1,664.63	-	657.02	604.34
28 Circuit										
NICHOLAS	966.75	306.01	111.10	505.14	448.87	1,960.78	1,722.52	-	869.34	1,296.60
Average	966.75	306.01	111.10	505.14	448.87	1,960.78	1,722.52	-	869.34	1,296.60
29 Circuit										
PUTNAM	807.07	419.35	284.22	692.76	440.74	1,166.94	1,372.02	904.57	497.68	602.14
Average	807.07	419.35	284.22	692.76	440.74	1,166.94	1,372.02	904.57	497.68	602.14
30 Circuit										
MINGO	1,134.78	389.07	128.19	1,190.25	330.48	1,342.26	1,797.93	-	489.03	975.57
Average	1,134.78	389.07	128.19	1,190.25	330.48	1,342.26	1,797.93	-	489.03	975.57
31 Circuit										
MONROE	929.15	286.70	725.75	471.95	226.25	885.33	3,597.24	268.75	223.71	640.27
SUMMERS	1,012.67	225.54	327.86	617.03	328.08	819.29	-	-	157.50	577.01
Average	964.64	256.30	526.81	547.51	274.17	854.40	3,597.24	268.75	190.61	610.71
State Average	1,014.18	362.86	137.37	529.93	406.10	991.96	2,127.43	350.60	347.11	702.11

**PUBLIC DEFENDER SERVICES
APPOINTED COUNSEL STATEWIDE AVERAGE COSTS BY CASE TYPE
WITHOUT DIRECT EXPENSES AND SUPPLEMENTALS**

Felony	1,179.77
Misdemeanor	381.57
Mental Hygiene	138.11
Juvenile	763.08
Parole/Prob. Rev.	417.84
Term/ Abuse & Neglect	1,471.94
Habeas, Supreme Court	2,537.79
Municipal Court Charges	371.16
Other	363.47
Mag. Ct. Appeal, Mandamus/Prohibition, Extradition, Contempt, Fugitive, Misc.	
Statewide Average	838.50

PUBLIC DEFENDER SERVICES
APPOINTED COUNSEL AVERAGE COST BY CASE TYPE - WITHOUT DIRECT EXPENSES AND SUPPLEMENTALS

Circuit County	Felony	Misd.	Mental Hygiene	Juvenile	Parole Prob. Rev.	Term/ Abuse & Neglect	Habeas Sup. Ct.	Municipal Court	Other	Total Claims
01 Circuit										
BROOKE	1,775.16	537.34	269.49	1,312.27	564.96	1,783.48	3,230.81	-	1,466.30	1,214.47
HANCOCK	1,503.00	530.11	282.31	856.47	578.90	1,987.67	1,902.06	202.86	432.04	1,228.77
OHIO	1,718.76	568.62	77.25	971.31	562.74	2,217.24	4,147.15	-	905.13	1,139.32
Average	1,649.87	544.60	101.24	1,038.97	576.58	2,104.83	3,780.61	202.86	779.89	1,176.36
02 Circuit										
MARSHALL	1,155.65	379.36	131.84	391.66	700.71	929.57	323.77	-	549.91	617.80
TYLER	1,895.77	519.70	179.78	777.72	353.44	3,823.06	-	-	1,255.34	1,426.20
WETZEL	1,167.36	657.15	143.35	1,075.08	420.12	1,764.03	1,294.72	-	860.76	856.60
Average	1,253.99	448.88	139.46	746.87	560.69	1,378.12	971.07	-	822.91	770.26
03 Circuit										
DODDRIDGE	1,248.94	599.32	250.25	731.46	488.08	1,778.10	3,365.77	-	306.92	1,006.48
PLEASANTS	1,628.85	561.47	170.39	733.40	339.60	2,321.31	788.04	-	259.63	935.94
RITCHIE	1,790.35	684.76	121.72	1,204.25	494.89	1,951.93	2,312.08	-	331.68	1,355.90
Average	1,532.30	616.66	204.58	847.41	466.67	1,916.25	2,194.49	-	292.87	1,107.16
04 Circuit										
WIRT	2,449.76	397.60	122.84	498.80	396.07	999.47	-	-	564.31	1,139.49
WOOD	1,028.82	329.33	104.51	569.15	406.74	1,207.12	1,708.01	-	197.73	539.65
Average	1,122.69	331.30	104.58	562.41	406.20	1,197.61	1,772.63	-	219.62	562.12
05 Circuit										
CALHOUN	1,751.16	539.52	186.34	840.18	505.75	1,252.11	2,254.50	-	166.44	1,085.20
JACKSON	1,303.60	402.48	138.00	2,820.33	297.20	1,229.21	1,298.65	-	221.49	1,107.26
MASON	756.88	381.31	157.05	591.85	311.89	1,118.64	1,082.50	379.73	633.36	564.40
ROANE	1,341.64	352.81	257.58	508.47	373.38	1,387.01	2,013.82	-	445.62	992.60
Average	1,073.33	401.93	177.28	817.95	321.83	1,249.32	1,868.28	379.73	384.17	837.64
06 Circuit										
CABELL	955.33	388.66	107.79	390.45	314.17	963.58	2,206.41	-	379.36	598.50
Average	955.33	388.66	107.79	390.45	314.17	963.58	2,206.41	-	379.36	598.50
07 Circuit										
LOGAN	906.86	263.88	-	689.82	561.23	1,351.90	2,978.27	-	384.37	631.14
Average	906.86	263.88	-	689.82	561.23	1,351.90	2,978.27	-	384.37	631.14
08 Circuit										
MCDOWELL	1,915.93	477.19	305.76	1,178.61	1,139.32	1,389.35	2,459.91	-	767.38	1,125.34
Average	1,915.93	477.19	305.76	1,178.61	1,139.32	1,389.35	2,459.91	-	767.38	1,125.34

PUBLIC DEFENDER SERVICES
APPOINTED COUNSEL AVERAGE COST BY CASE TYPE - WITHOUT DIRECT EXPENSES AND SUPPLEMENTALS

Circuit County	Felony	Misd.	Mental Hygiene	Juvenile	Parole Prob. Rev.	Term/ Abuse & Neglect	Habeas Sup. Ct.	Municipal Court	Other	Total Claims
09 Circuit										
MERCER	1,228.93	362.31	163.93	889.60	429.48	1,554.03	3,280.64	653.58	308.19	929.36
Average	1,228.93	362.31	163.93	889.60	429.48	1,554.03	3,280.64	653.58	308.19	929.36
10 Circuit										
RALEIGH	1,056.33	379.13	113.64	655.98	463.07	1,555.78	2,461.57	-	363.59	1,083.02
Average	1,056.33	379.13	113.64	655.98	463.07	1,555.78	2,461.57	-	363.59	1,083.02
11 Circuit										
GREENBRIER	1,688.92	445.98	138.79	1,257.85	410.19	2,180.85	1,693.33	212.58	375.14	1,559.85
POCAHONTAS	1,462.89	530.21	130.33	582.77	-	2,737.26	-	-	1,034.60	1,417.97
Average	1,629.85	488.63	132.11	940.17	410.19	2,352.90	1,693.33	212.58	614.94	1,508.96
12 Circuit										
FAYETTE	953.38	192.12	-	806.05	471.54	1,091.68	3,371.71	201.97	-	738.06
Average	953.38	192.12	-	806.05	471.54	1,091.68	3,371.71	201.97	-	738.06
13 Circuit										
KANAWHA	846.50	473.31	-	715.55	429.20	1,163.92	1,812.81	384.69	511.57	755.17
Average	846.50	473.31	-	715.55	429.20	1,163.92	1,812.81	384.69	511.57	755.17
14 Circuit										
BRAXTON	901.72	346.13	113.18	723.77	272.96	1,335.10	2,741.61	332.98	234.44	764.79
CLAY	1,677.17	354.30	156.50	1,553.95	655.66	2,141.51	2,932.70	-	408.95	1,515.28
GILMER	1,439.33	390.82	175.05	2,058.30	610.84	1,611.89	2,879.38	123.49	172.49	826.03
WEBSTER	1,262.88	320.11	268.60	1,921.82	769.50	1,364.65	2,292.86	-	265.04	1,057.73
Average	1,259.52	351.31	132.96	1,324.81	473.81	1,542.82	2,652.90	228.24	210.05	993.96
15 Circuit										
HARRISON	1,742.88	509.82	125.81	826.56	396.70	1,806.78	2,166.10	-	309.98	1,193.50
Average	1,742.88	509.82	125.81	826.56	396.70	1,806.78	2,166.10	-	309.98	1,193.50
16 Circuit										
MARION	1,374.78	349.55	157.08	783.25	380.85	1,345.59	2,057.34	329.85	379.12	774.88
Average	1,374.78	349.55	157.08	783.25	380.85	1,345.59	2,057.34	329.85	379.12	774.88
17 Circuit										
MONONGALIA	1,363.73	461.14	158.58	966.65	388.20	1,399.20	2,549.99	421.48	470.82	804.18
Average	1,363.73	461.14	158.58	966.65	388.20	1,399.20	2,549.99	421.48	470.82	804.18
18 Circuit										
PRESTON	1,138.52	562.17	161.52	1,172.26	353.15	1,759.18	3,036.10	-	622.99	1,169.73
Average	1,138.52	562.17	161.52	1,172.26	353.15	1,759.18	3,036.10	-	622.99	1,169.73

PUBLIC DEFENDER SERVICES
APPOINTED COUNSEL AVERAGE COST BY CASE TYPE - WITHOUT DIRECT EXPENSES AND SUPPLEMENTALS

Circuit County	Felony	Misd.	Mental Hygiene	Juvenile	Parole Prob. Rev.	Term/ Abuse & Neglect	Habeas Sup. Ct.	Municipal Court	Other	Total Claims
19 Circuit										
BARBOUR	851.76	342.39	199.61	747.91	456.45	1,878.72	-	-	303.03	882.43
TAYLOR	1,101.88	404.25	326.68	672.56	316.67	2,181.04	2,172.55	-	232.47	967.67
Average	967.45	367.80	290.37	705.89	365.59	2,015.98	2,172.55	-	238.88	924.54
20 Circuit										
RANDOLPH	1,323.58	392.12	127.64	1,115.47	346.44	1,544.94	1,597.97	298.97	255.11	753.01
Average	1,323.58	392.12	127.64	1,115.47	346.44	1,544.94	1,597.97	298.97	255.11	753.01
21 Circuit										
GRANT	1,051.42	412.53	189.54	445.73	365.99	1,656.56	554.65	-	245.41	716.39
MINERAL	804.56	247.03	153.42	235.63	305.41	1,009.93	2,182.93	365.00	446.07	447.91
TUCKER	1,398.15	501.31	-	701.47	813.10	6,119.61	-	-	1,446.53	1,084.86
Average	927.72	298.20	170.27	381.03	338.70	1,541.10	1,857.27	365.00	386.40	575.36
22 Circuit										
HAMPSHIRE	1,318.73	315.21	192.01	869.37	448.02	1,288.15	2,753.30	-	156.47	783.01
HARDY	1,192.54	329.88	389.02	647.88	347.45	1,984.12	829.29	-	228.88	759.07
PENDLETON	1,215.68	354.34	82.90	727.63	709.81	2,259.31	758.34	-	238.83	775.99
Average	1,271.14	325.52	260.86	745.26	407.41	1,704.23	2,263.43	-	180.92	772.78
23 Circuit										
BERKELEY	1,747.51	282.17	-	772.57	529.72	2,129.18	3,291.38	245.79	1,893.22	1,445.55
JEFFERSON	1,422.78	474.99	-	1,009.55	646.65	1,954.45	3,782.06	170.00	752.38	1,208.70
MORGAN	2,576.25	709.80	-	768.24	706.16	2,692.91	2,029.99	-	107.82	1,828.96
Average	1,716.85	394.58	-	836.10	613.18	2,167.12	3,233.01	236.32	989.42	1,418.53
24 Circuit										
WAYNE	1,457.30	294.79	121.21	702.44	353.61	1,228.96	6,674.90	141.89	746.36	1,011.11
Average	1,457.30	294.79	121.21	702.44	353.61	1,228.96	6,674.90	141.89	746.36	1,011.11
25 Circuit										
BOONE	699.64	213.05	99.50	330.93	231.58	718.47	6,972.77	-	1,093.89	506.11
LINCOLN	1,003.50	429.77	226.06	1,543.85	562.07	1,956.39	5,397.05	-	202.43	866.31
Average	890.14	331.79	223.18	497.28	476.95	1,318.90	6,027.34	-	310.18	703.57
26 Circuit										
LEWIS	1,258.65	425.54	145.65	1,026.28	358.62	1,299.01	1,744.96	-	286.52	570.66
UPSHUR	1,265.12	339.44	253.28	754.00	302.71	1,248.11	5,911.84	-	250.40	741.21
Average	1,261.24	382.38	148.23	823.41	334.92	1,267.64	3,133.92	-	276.93	635.24

PUBLIC DEFENDER SERVICES
APPOINTED COUNSEL AVERAGE COST BY CASE TYPE - WITHOUT DIRECT EXPENSES AND SUPPLEMENTALS

Circuit County	Felony	Misd.	Mental Hygiene	Juvenile	Parole Prob. Rev.	Term/ Abuse & Neglect	Habeas Sup. Ct.	Municipal Court	Other	Total Claims
27 Circuit										
WYOMING	1,131.49	424.29	241.06	536.73	341.46	1,021.96	1,664.63	-	803.03	729.25
Average	1,131.49	424.29	241.06	536.73	341.46	1,021.96	1,664.63	-	803.03	729.25
28 Circuit										
NICHOLAS	1,012.25	314.28	111.10	505.14	448.87	2,189.22	1,722.52	-	869.34	1,389.21
Average	1,012.25	314.28	111.10	505.14	448.87	2,189.22	1,722.52	-	869.34	1,389.21
29 Circuit										
PUTNAM	959.07	427.54	284.22	889.04	446.62	1,403.28	1,372.02	904.57	518.42	660.05
Average	959.07	427.54	284.22	889.04	446.62	1,403.28	1,372.02	904.57	518.42	660.05
30 Circuit										
MINGO	1,186.37	389.07	128.19	1,309.28	385.56	1,431.09	1,797.93	-	489.03	1,015.97
Average	1,186.37	389.07	128.19	1,309.28	385.56	1,431.09	1,797.93	-	489.03	1,015.97
31 Circuit										
MONROE	942.81	297.19	725.75	493.40	226.25	978.53	3,597.24	268.75	223.71	665.65
SUMMERS	1,098.85	231.04	327.86	701.17	328.08	918.60	-	-	157.50	615.67
Average	1,006.59	264.11	526.81	597.28	274.17	950.67	3,597.24	268.75	190.61	642.62
WV Average	1,179.77	381.57	138.11	763.08	417.84	1,471.94	2,537.79	371.16	363.47	838.50

PUBLIC DEFENDER SERVICES
CRIMINAL CHARGE AVERAGE (In Alphabetical Order)

CHARGE	AVERAGE	TOTAL \$	# CLAIMS
ABUSE & NEGLECT	988.27	9,435,979.48	9,546
ABUSE & NEGLECT APPEAL	2,140.55	273,990.38	128
ACCESSORY	770.55	35,445.44	46
ADULT ABUSE	837.94	15,082.92	18
AGGRAVATED ROBBERY	1,407.16	510,799.30	363
AIDING & ABETTING	1,121.48	31,401.30	28
ALCOHOL IN VEHICLE	205.42	205.42	1
ALTERED DNR LICENSE 1ST	625.70	625.70	1
ANIMAL CONTROL	356.58	5,705.23	16
ARSON	1,080.55	74,557.84	69
ASSAULT & BATTERY	411.89	444,013.36	1,077
ATTEMPT	1,059.80	166,387.87	157
AUTO TAMPERING	290.30	4,644.78	16
BOND REDUCTION	445.20	22,705.28	51
BRANDISHING WEAPON	451.76	44,272.28	98
BREAKING & ENTERING	885.20	346,112.87	391
BRIBERY	690.50	1,381.00	2
BURGLARY	812.90	590,166.16	726
CHILD ABUSE	930.55	370,360.48	398
COMPUTER RELATED FRAUD	708.96	119,104.84	167
CONCEAL A MINOR	1,792.36	12,546.52	7
CONCEAL DEAD BODY	501.40	501.40	1
CONSPIRACY	822.39	461,358.39	561
CONTEMPT	217.49	1,739.89	8
CONTRIBUTE DEL MINOR	402.64	19,326.84	48
CONTROLLED SUBSTANCES	640.46	1,736,297.09	2,705
COUNTERFEITING	507.18	10,143.64	20
CRUELTY TO ANIMALS	566.00	29,998.07	53
DEADLY WEAPON	644.25	100,502.83	155
DEL CONTRABAND INMATE	706.49	12,010.38	17
DESTRUCTION OF PROPERTY	414.15	136,670.88	330
DISORDERLY CONDUCT	293.82	29,969.92	102
DISTURB THE PEACE	290.66	4,359.84	15
DNR CHARGE	353.92	14,156.62	40
DOMESTIC VIOLENCE	410.25	836,095.81	2,036
DUI 1ST OFFENSE	357.26	383,337.16	1,073
DUI 2ND OFFENSE	398.06	72,049.34	180
DUI 3RD OFFENSE	796.43	115,482.37	145
DUI W/ INJURY	554.01	20,498.46	37
DUI/W DEATH	6,295.24	6,295.24	1
EMBEZZLEMENT	700.00	65,800.34	94
EXPUNGEMENT	218.22	2,836.87	13
EXTORTION	365.23	1,095.69	3

PUBLIC DEFENDER SERVICES
CRIMINAL CHARGE AVERAGE (In Alphabetical Order)

CHARGE	AVERAGE	TOTAL \$	# CLAIMS
EXTRADITION	193.38	27,266.28	141
FAIL MAINTAIN CONTROL	260.54	2,865.89	11
FAIL PAY CHILD SUPPORT	277.17	49,335.42	178
FAIL TO REG SEX OFFENDER	675.63	111,478.55	165
FAILURE TO APPEAR	414.97	18,673.72	45
FALSE PRETENSES	495.88	102,647.83	206
FALSE SWEARING	365.54	22,663.72	62
FLEEING VEHICLE W/DUI	671.12	54,360.96	80
FORFEITURE	491.35	1,474.05	3
FORGERY & UTTERING	702.06	196,576.89	280
FRAUD	767.56	184,982.52	241
FUGITIVE/JUSTICE	164.77	15,488.24	94
GRAND LARCENY	804.34	512,367.30	637
HABEAS CORPUS	2,035.30	516,965.83	253
HARASSMENT	498.37	43,358.56	87
HOME CONFINEMENT	398.69	76,947.65	193
INCEST	1,938.69	31,018.97	16
INDECENT EXPOSURE	344.23	6,540.28	19
INTERRUPT PHONE SERVICES	384.16	384.16	1
INTIMIDATE WITNESS	294.17	5,883.35	20
INVOL MANSLAUGHTER	1,706.30	5,118.90	3
JAIL ESCAPE	461.48	20,305.33	44
JOYRIDING	302.14	9,366.26	31
JUVENILE	529.76	1,703,183.51	3,214
JUVENILE STATUS MISC	597.76	21,519.36	36
KIDNAPPING	1,663.17	78,168.90	47
LEAVE SCENE ACCIDENT	477.42	23,393.55	49
LITTERING	310.20	1,240.79	4
MAGISTRATE APPEAL	559.70	7,835.77	14
MAKE/USE EXPLOSIVES	876.77	2,630.32	3
MAL WOUNDING/ASSAULT	987.53	348,597.53	353
MANDAMUS	1,586.59	6,346.34	4
MENTAL HYGIENE	137.37	358,805.07	2,612
MFG/POSS OR DIST OF METH	971.46	220,520.77	227
MISCELLANEOUS	589.24	17,677.08	30
MOTOR VEHICLE SAFETY	332.06	33,205.53	99
MURDER	4,389.78	1,040,377.64	237
NEGLIGENT HOMICIDE	1,727.06	13,816.48	8
NO OPERATORS	375.06	22,878.58	61
NO PROOF OF INS	281.50	12,667.32	45
OBS EMERGENCY PERSONNEL	287.58	3,738.59	13
OBSTRUCT CITY PERSONNEL	299.79	4,496.92	15
OBSTRUCTION JUSTICE	348.84	194,304.00	556

PUBLIC DEFENDER SERVICES
CRIMINAL CHARGE AVERAGE (In Alphabetical Order)

CHARGE	AVERAGE	TOTAL \$	# CLAIMS
OFFENSES BY INMATES	459.81	3,218.65	7
OPEN CONTAINER	259.14	1,554.81	6
PAROLE VIOLATION	379.76	89,623.38	235
PEACE WARRANT	204.56	818.24	4
PERMIT UNAUTH/DRIVE	321.49	7,394.19	23
PERMITTING DUI	366.86	8,804.60	24
PETIT LARCENY	326.15	187,860.42	575
PORNOGRAPHY	1,316.29	65,814.67	49
PRE GRAND JURY	160.37	801.87	5
PROBATION VIOLATION	409.41	517,498.78	1,260
PROHIBITION	568.58	568.58	1
PROTECTED PERSON	435.00	435.00	1
PUBLIC INTOXICATION	359.58	18,338.68	51
REC/TRANS STOLEN PRO	505.65	181,529.98	358
RECIDIVIST	1,715.10	8,575.48	5
RECKLESS DRIVING	430.21	24,522.09	57
RESISTING ARREST	398.23	8,362.83	21
RESTITUTION	725.41	5,803.29	8
RETALIATE PUBLIC OFFICIAL	749.48	11,242.27	15
ROBBERY	916.79	18,335.74	20
SENTENCE REDUCTION	358.73	76,051.45	212
SEXUAL ABUSE	1,672.34	255,868.75	153
SEXUAL ASSAULT	1,878.36	492,131.44	262
SHOOT W/N 500 FEET	404.75	3,237.99	8
SHOPLIFTING	431.48	160,940.90	373
SOLICIT/PROSTITUTION	558.08	17,300.60	31
SPEEDING	443.35	7,093.55	16
STALKING	472.01	12,272.20	26
SUPREME COURT APPEAL	2,347.58	208,934.22	89
SUSPEND/REV LICENSE	392.20	387,490.51	986
TERM PARENTAL RIGHTS	2,178.56	60,999.66	28
TERRORIST ACTS	1,028.28	26,735.35	26
TRESPASSING	316.41	26,261.85	82
TRUANCY	332.67	39,920.20	120
UNDER AGE DRINKING	295.42	10,044.44	34
UNLAWFUL RESTRAINT	339.92	1,019.77	3
UNLAWFUL WOUNDING	596.56	17,300.28	29
WANTON ENDANGERMENT	897.95	111,345.50	124
WELFARE FRAUD	745.66	13,421.89	18
WITNESS	96.00	192.00	2
WORK RELEASE	76.70	76.70	1
STATE AVERAGE	702.11	25,787,233.03	36,728

Appendix B

Public Defender Corporation Statistics



Stephanne Thornton and Lori Waller cover the Public Defender Corporation Resource Center table at the 2016 Indigent Defense Conference

Map

Chairpersons of PDC Boards of Directors


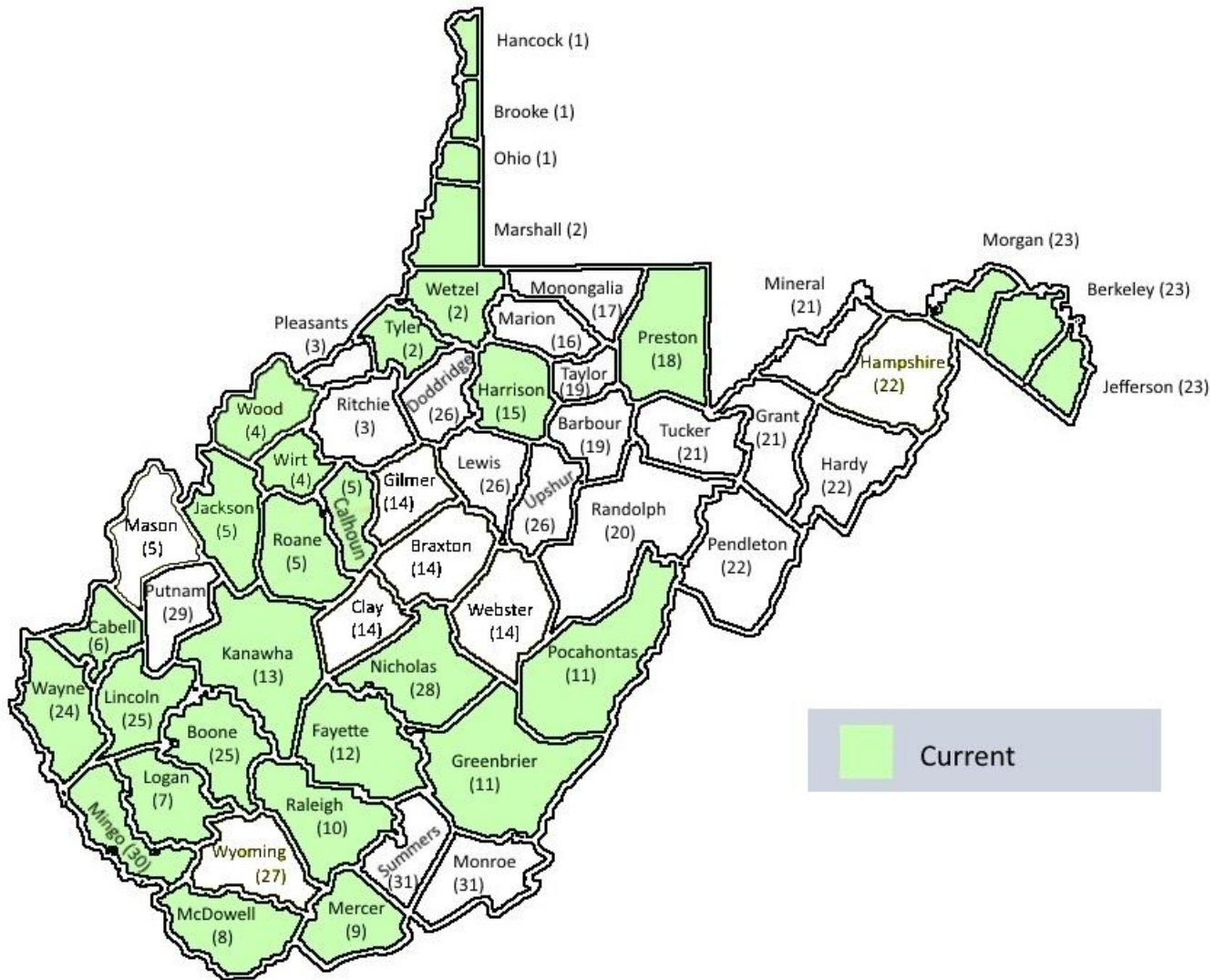
Grants and Total Disbursements

Attorney Time

Total Cases Closed

PDC Office Narratives

PUBLIC DEFENDER CORPORATION CIRCUITS



PD CORPORATIONS' BOARD OF DIRECTORS' CHAIRPERSONS

CIRCUIT	COUNTIES	CHAIRS
1 ST	BROOKE HANCOCK OHIO	KAREN E. KAHLE, ESQ. CHAIR WHEELING, WV
2 ND	MARSHALL TYLER WETZEL	VICKI VOORHIS, CHAIR NEW MARTINSVILLE, WV
4 TH	WOOD WIRT	BLAINE MYERS, PARKERSBURG, WV
5 TH	CALHOUN JACKSON ROANE	JEANETTE ATKINSON, CHAIR SPENCER, WV
6 TH /24 TH	CABELL WAYNE	JOHN F. CYRUS, ESQ., CHAIR HUNTINGTON, WV
7 TH	LOGAN	MARK HOBBS, ESQ., CHAIR CHAPMANVILLE, WV
8 TH	MCDOWELL	JOHN "MIKE" CALLAWAY, CHAIR WELCH, WV
9 TH	MERCER	WILLIAM O. HUFFMAN, ESQ., CHAIR PRINCETON, WV
10 TH	RALEIGH	JANE CALVERT, CHAIR CRAB ORCHARD, WV
11 TH	GREENBRIER POCAHONTAS	A. DAVID SMITH, CHAIR RONCEVERTE, WV
12 TH	FAYETTE	CHRIS MOOREHEAD, ESQ., CHAIR FAYETTEVILLE, WV
13 TH	KANAWHA	LONNIE SIMMONS, ESQ., CHAIR CHARLESTON, WV
15 TH	HARRISON	GEORGE F. FORDHAM, ESQ., CHAIR CLARKSBURG, WV
18 TH	PRESTON	DEBORAH DELAUDER, CHAIR TERRA ALTA, WV

CIRCUIT	COUNTIES	CHAIRS
23 RD	BERKELEY JEFFERSON MORGAN	JAMES CRAWFORD III, ESQ., CHAIR CHARLES TOWN, WV
25 TH	BOONE LINCOLN	JAMES HENSLEY, CHAIR DANVILLE, WV
28 TH	NICHOLAS	MALCOLM F. VAUGHAN, ESQ., CHAIR SUMMERSVILLE, WV
30 TH	MINGO	JANE MORAN, ESQ., CHAIR WILLIAMSON, WV



Pictured: 30th Circuit PDC Employees Teresa McCune, Chief Public Defender (30th Circuit) and Will Duty, Assistant Public Defender, at Will's swearing-in.

**PUBLIC DEFENDER SERVICES
GRANTS TO PUBLIC DEFENDER CORPORATIONS
July 1, 2015 to June 30, 2016**

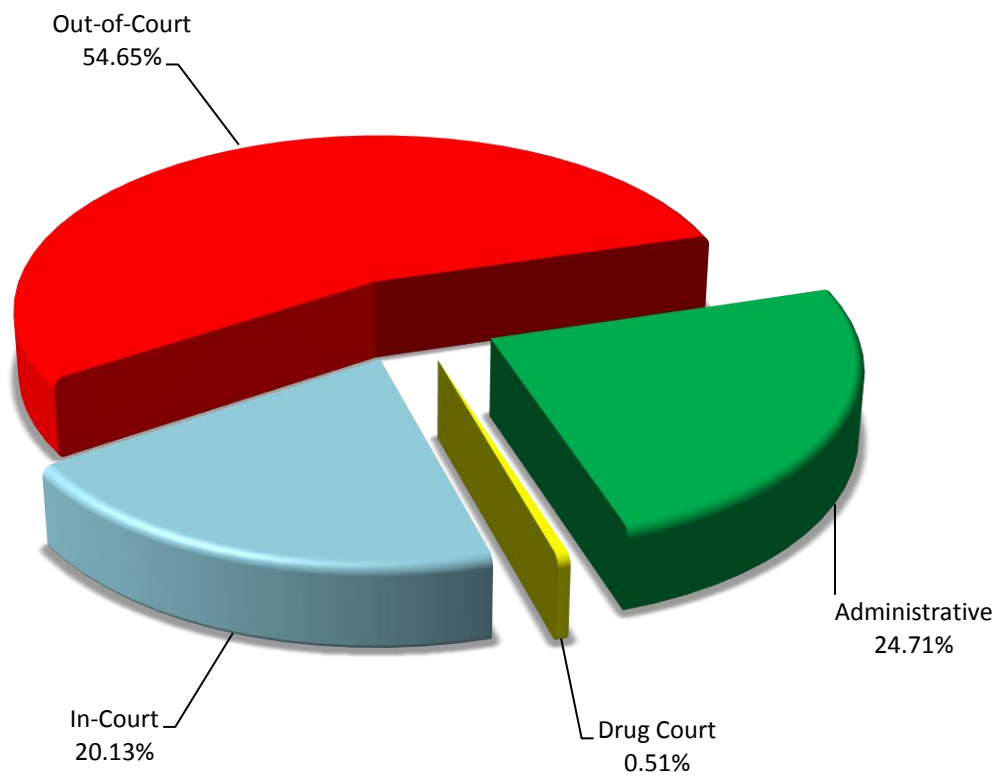
Circuit	Distributed Contractual Amounts	Total Funds Allocated to Each Circuit	Total PDC Funding
1ST	1,086,028	20,968	1,106,996
2ND	475,946	9,884	485,830
4TH ¹	1,698,500	18,765	1,717,265
5TH	910,151	15,157	925,308
6TH/24TH	1,796,813	31,453	1,828,266
7TH	639,965	11,423	651,388
8TH	402,539	8,067	410,606
9TH	904,044	16,392	920,436
10TH	1,056,200	20,948	1,077,148
11TH	595,813	12,701	608,514
12TH	567,670	10,285	577,955
13TH	2,749,595	50,879	2,800,474
15TH	1,034,598	20,928	1,055,526
18TH	394,924	8,067	402,991
23RD	2,682,850	42,334	2,725,184
25TH	833,285	13,919	847,204
28TH	319,935	6,849	326,784
30TH	536,586	12,701	549,287
TOTALS	18,685,442	331,721	19,017,163

NOTES: Total funds Allocated to Each Circuit represents funds disbursed by the WVPDS on behalf of the Public Defender Corporations for Legal Research, Auditing Services, Information Technology Services, and Auditor Transaction Fees.

¹Includes \$400,000 startup disbursement in FY15.

**PUBLIC DEFENDER CORPORATIONS ATTORNEY TIME
BY IN-COURT/OUT-OF-COURT/ADMINISTRATIVE/DRUG COURT**

In-Court	51,074.6
Out-of-Court	138,656.3
Administrative	62,686.7
Drug Court	1,287.9
TOTAL TIME	253,705.5

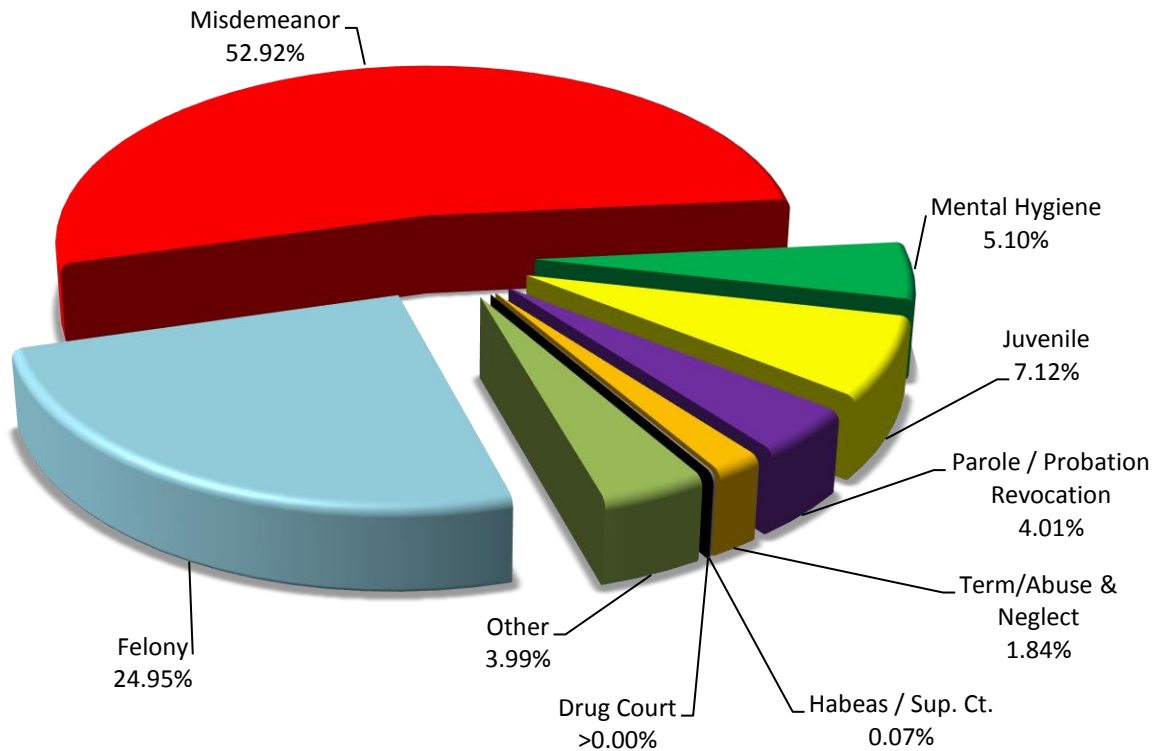


**PUBLIC DEFENDER CORPORATIONS ATTORNEY TIME
BY IN-COURT/OUT-OF-COURT/ADMINISTRATION/DRUG COURT**

PDC	IN COURT	OUT OF COURT	ADMIN.	DRUG COURT	TOTAL
1st Circuit	2,572.9	12,272.5	3,568.4	-	18,413.8
2nd Circuit	906.3	4,934.1	2,171.8	-	8,012.2
4th Circuit	572.7	3,015.9	2,203.4	4.0	5,796.0
5th Circuit	2,001.4	5,222.5	2,274.5	-	9,498.4
6th & 24th Circuits	7,605.5	15,665.3	5,965.0	341.2	29,577.0
7th Circuit	1,213.9	4,148.0	1,653.3	33.5	7,048.7
8th Circuit	994.0	3,310.3	988.0	-	5,292.3
9th Circuit	2,389.6	7,195.5	3,386.8	29.0	13,000.9
10th Circuit	3,905.0	5,699.2	2,630.6	31.3	12,266.1
11th Circuit	1,767.8	6,393.2	1,854.8	99.8	10,115.6
12th Circuit	1,577.0	4,860.1	1,906.9	15.0	8,359.0
13th Circuit	10,118.1	22,298.7	12,478.2	249.0	45,144.0
15th Circuit	3,738.1	9,161.3	4,874.3	317.8	18,091.5
18th Circuit	708.8	3,983.3	1,163.7	71.2	5,927.0
23rd Circuit	6,404.2	19,549.7	8,740.6	-	34,694.5
25th Circuit	2,638.9	5,875.2	3,708.0	96.1	12,318.2
28th Circuit	1,254.8	1,781.2	987.6	-	4,023.6
30th Circuit	705.6	3,290.3	2,130.8	-	6,126.7
PD TOTAL	51,074.6	138,656.3	62,686.7	1,287.9	253,705.5

PUBLIC DEFENDER CORPORATIONS **TOTAL CASES CLOSED**

Felony	8,434
Misdemeanor	17,885
Mental Hygiene	1,723
Juvenile	2,407
Parole / Probation Revocation	1,355
Term/Abuse & Neglect	622
Habeas / Sup. Ct.	24
Drug Court	-
Other	1,349
Total Cases	33,799



**PUBLIC DEFENDER CORPORATIONS
CASES CLOSED BY CASE TYPE**

PD Circuit	Felony	Misd.	Mental Hygiene	Juv.	Parole & Prob. Rev	Term/ Abuse & Neglect	Habeas, Sup. Ct.	Drug Court	Other	TOTAL
1ST	376	1,068	-	73	58	16	-	-	70	1,661
2ND	336	552	-	84	68	23	1	-	25	1,089
4TH	90	236	-	10	17	-	3	-	17	373
5TH	286	447	40	78	35	73	-	-	21	980
6TH, 24TH	1,541	3,039	2	255	177	7	-	-	54	5,075
7TH	339	267	31	34	76	32	-	-	42	821
8TH	148	707	5	52	-	17	-	-	70	999
9TH	344	1,249	3	185	30	105	5	-	145	2,066
10TH	513	1,208	96	189	219	8	-	-	82	2,315
11TH	281	610	54	121	10	41	2	-	35	1,154
12TH	293	498	28	38	33	38	-	-	17	945
13TH	1,656	3,585	1,210	493	331	2	9	-	184	7,470
15TH	335	659	5	136	96	13	1	-	95	1,340
18TH	164	326	17	21	39	30	-	-	97	694
23RD	1,083	2,245	150	417	61	136	2	-	354	4,448
25TH	264	583	48	127	102	28	1	-	4	1,157
28TH	141	274	10	32	-	53	-	-	13	523
30TH	244	332	24	62	3	-	-	-	24	689
Total	8,434	17,885	1,723	2,407	1,355	622	24	-	1,349	33,799

Public Defender Corporation for the First Judicial Circuit

Under the direction of our nine-member Board of Directors, the First Judicial Circuit Public Defender Corporation is a client focused non-profit organization operating in the Northern Panhandle of West Virginia. To meet the demands of the four judges and ten magistrates located in our tri-county circuit, we employ a diverse collection of nine full time attorneys representing approximately 186 years of combined legal experience. Our attorneys are supported through five non-lawyer staff associates. Our attorneys and staff are split among two offices located in Wheeling and Weirton.

Our primary mission is the direct representation of indigent citizens accused by the government of crimes against the state. We do this well—*Everyone knows what we bring!* Our secondary mission focuses on preserving the Rule of Law. *Gideon* correctly states that attorneys are not luxuries but necessities. Our profession of law dictates that we are the social trustees for the rule of law. To that end, we aim to use our collective expertise only in the best interests of our clients and society.

In FY 15, our Corporation handled approximately 55% of felonies involving indigent persons. Additionally, we represented almost 83% of misdemeanors and 62% of juveniles. Our cost per case remains \$424.29 lower than panel attorneys. These raw numbers provide the best evidence of our cost effectiveness.¹

To be clear, cost-saving measures are not the true measure of our effectiveness. That honor belongs to the performance of our employees. Our Corporation takes pride in the competent delivery of legal services to our clients. Collectively, our board, attorneys and support staff are the Corporation. We are a learning organization—combining experience, talent, and advocacy—collectively aimed towards assisting the indigent accused through the legal and regulatory minefield.

Equally important, we are vested in the community. Our employees are military veterans, members of local boards, former elected officials, and community volunteers. Our exclusive focus on criminal defense contributes to the efficient delivery of legal services. Efficiency yields time for our employees to: serve on local boards such as Youth Services Systems (YSS), Wheeling Regatta, and Legal Aid; coach youth soccer; organize water drives for Flint, MI; volunteer for WV flood recovery; organize charity 5K run/walks; accommodate continued service in the West Virginia Army National Guard; and foster parenting.

Our dedication to the rule of law shapes our end state—that being our well-earned reputation as an obstacle on the road to tyranny. We remain your quiet guardians of liberty.

Shayne M. Welling
Chief Public Defender

¹ Source: <http://www.pds.wv.gov/Documents/FY15%20-%20Annual%20Report.pdf>

Public Defender Corporation for the Second Judicial Circuit

Last year our narrative quoted the proverb that “change is neither good nor bad, it is simply constant”. The Second Judicial Circuit Public Defender Corporation has continued to experience change in Fiscal Year 2016 that has been both planned and stable.

On December 14, 2015, Brett M. Ferro became the Chief Public Defender following the retirement of long-time Chief David L. Zehnder, who remained an official consultant to the Corporation until June 30, 2016. We remain grateful to Dave for his stewardship, advice, and mentorship to all in our office. In addition to Dave’s retirement, June 30th also marked Martha McFadyen’s retirement after nearly fifteen years of service. We are fortunate that Martha has agreed to return as needed to help with various projects, cover leave, and keep our workload from falling behind. We are thankful for Martha’s years of service and support, as well as her continued dedication to our team.

We also welcomed Vicki Lough, a former intern and temporary employee, to our team in late May 2016. Our final vacancy will be filled in late September when Jennifer Cook, who has a master’s degree in counseling, joins our team.

The Board of Directors has expanded by 2 lay members, as the Wetzel and Tyler County Commissions approved filling those vacancies in September 2015. The Board has helped advise and guide the decisions of the Chief Public Defender. Board Chair Vicki Voorhis has also assisted the new Chief by attending the February 2016 Chiefs and Chairs meeting and consulting on personnel.

Our team zealously represent indigent defendants and ensure that they are treated fairly by the system that seems to be stacked against them. The caseload remains high and we have several cases pending before the Supreme Court of Appeals of West Virginia. It seems that the first question lawyers ask one another is about upcoming trials, and there has been successes at trial. John Anderson had multiple acquittals in Wetzel County Magistrate Court, and Brett Ferro achieved an acquittal in a felony case in Wetzel County Circuit Court in August 2015 in which the Defendant faced 50-200 years in prison if convicted.

Finally, the attorneys and staff here are proud of their involvement in and ties to the community. We all help our families, friends, churches, and communities, and enjoy giving back.

As I close out this narrative, I want to share some photos taken by our Office Manager, Jennifer Galloway, depicting two of the three county courthouses in our judicial circuit.

Brett M. Ferro, Esq.
Chief Public Defender



Wetzel County Courthouse

Photo courtesy of Jenn Galloway, Office Manager, 2nd PDC



Tyler County Courthouse

*Photo courtesy of Jenn Galloway,
Office Manager, 2nd PDC*



Marshall County Courthouse

Photo courtesy of Jenn Galloway, Office Manager, 2nd PDC

Public Defender Corporation for the Fourth Judicial Circuit

The Fourth Circuit Public Defender's Office is now open for business. Serving Wood and Wirt Counties, PDC4 accepted its first criminal appointments on January 11, 2016. Since that day, our caseload has continued to steadily grow as we ready ourselves for a full docket of felony, misdemeanor, juvenile and other criminal cases.

Preparations are now behind us. We are equipped, and soon to be fully staffed with nine attorneys, six full-time legal assistants, and two part-time employees. We were also lucky to be able to host legal interns from WVU College of Law this summer. Their youth and enthusiasm always reminds the more seasoned attorneys of why we choose to do the work we do. All of us found ourselves learning along with them.

During our first six months of operations, we readied ourselves to tackle our case load. We were introduced to Time Matters and inputted mountains of data after Time Matters became fully operational in March; we became better acquainted with our magistrates, our judges and court personnel, and with each other. We have tried three felony cases to a verdict so far, with two not guilty verdicts to show for our efforts.

One of our favorite rooms in our new office is the Gideon Conference Room which includes pictures of Mr. Gideon and his attorney Abe Fortas as well as a copy of the handwritten *Petition* Mr. Gideon filed in the United States Supreme Court of Appeals. Many clients ask about the pictures and we explain that Mr. Gideon is the reason that we are here to represent them. Most clients find it hard to believe that the reason they have an attorney is because Clarence Gideon decided to file a case on his own in the United States Supreme Court to seek this important right.

In addition to our legal work, our staff has gladly volunteered to take part in community events as well. Chief Deputy Joseph McFarland, Jr. serves as the President of the Wood County Bar Association this year. In June, we hosted a group of seven young adults in transitional living situations during the United Way's Day of Action. We sponsored a luncheon and discussed the issues and obstacles facing these young adults, offering legal and life advice. We also participate in Juvenile Drug Court as time permits. Michele Rusen serves on a board of directors for a local homeless day shelter.

Like most, if not all, of the other public defender offices, we are astonished at the number of cases we have resulting from opioid and other drug addictions. Those in the legal system as well as the county commissions paying jail bills have become increasingly alarmed about this continually growing problem and with good cause. Our office has joined our community's discussion about how this problem can be addressed and resolved. The number of clients incarcerated for drug related offenses continues to increase without abatement as our community and our state searches for a way to meaningfully combat drug use and addiction.

I feel I would be remiss if I did not introduce our team.

Attorneys of the Fourth Circuit PDC:

Joseph W. McFarland, Jr.	Chief Deputy Defender	WVU College of Law, Class of 1988
Brad Frum	Deputy Defender	WVU College of Law, Class of 1999
Reggie Bailey	Asst. Public Defender	WVU College of Law, Class of 1994
Shane McCullough	Asst. Public Defender	WVU College of Law, Class of 2004
Nancy McGhee	Asst. Public Defender	WVU College of Law, Class of 2010
Matthew DeVore	Asst. Public Defender	The University of Akron School of Law, Class of 2013
Andrew J. Hilber	Asst. Public Defender	WVU College of Law, Class of 2014
Heather D. Nicholson	Asst. Public Defender	WVU College of Law, Class of 2016

Legal Assistants:

Rozann Wilcox	Matthew Gibbs
Kimberly Rhodes	Angela Holloway
Pamela Brust	Emily Robinson
Becky Sinnett	Danielle Smith
Dominque Dye	

Finally, we have added an office mascot to our operations: Dockat, our office cat, was rescued and adopted in April. Since then, he has been a welcome addition to our daily office routine.



Joe McFarland & Michele Rusen attend the 2016 Indigent Defense Conference



Dockat

Photo provided by 4th PDC

This dedicated and hardworking staff has come together to make the Fourth Circuit PDC office productive, efficient and effective in a few short months. I want to acknowledge and thank them for their hard work and efforts. We also applaud the vision and work of our Board of Directors in making the Fourth Circuit Public Defender Office a reality

Michele Rusen,

University of South Carolina
School of Law, Class of 1982
Chief Public Defender

Public Defender Corporation for the Fifth Judicial Circuit

Organization's History:

The Public Defender Corporation held its first board meeting on the 31st day of July 1996 and includes the 5th Judicial Circuit of Calhoun, Roane, Jackson, and Mason counties in West Virginia. However, during the process the Mason County Bar brought a lawsuit against the corporation and was granted an injunction for operation in Mason County. At the time, the injunction was not challenged and the corporation along with Public Defender Services made the mutual decision not to litigate the injunction as Public Defender Services and the corporation being in their infancies and it was agreed it was more important to firmly establish the corporation and Public Defender Services generally. To this day, the injunction has not been challenged. The corporation has revisited the topic in meetings and with communication with the local Mason County Bar and Judge Nibert of Mason County, West Virginia through its Chief Public Defender and has decided not to challenge the injunction as of this date.

Organizational Goals and Objectives:

Our goal is to provide high quality legal assistance to indigent persons who would be otherwise unable to afford adequate legal counsel; to provide legal representation to those who face an economic barrier to adequate legal counsel that will serve the ends of justice in accordance with rights and privileges guaranteed to all citizens by the constitution of the United States of America and the constitution of the state of West Virginia; to make available quality legal assistance that reaffirms the faith of our citizens in our government of laws.

The objective is to protect the ordinary citizen from wrongful conviction and to protect the basic and fundamental rights of all citizens by navigating those individuals charged with crimes through an evolving and complex legal system. A conviction based on sound law and tested facts with competent counsel is rarely overturned by the courts whereby society as a whole is protected by protecting individual rights.

Programs and Services:

Pursuant to W. Va. Code §29-21-8(a)(2) the purpose of a public defender corporation is to provide legal representation in the respective circuits in accordance with the provisions of that article. To that end, we provide appointed counsel in felony, misdemeanor, abuse & neglect, juvenile delinquency, juvenile status offenses, family court contempt when jail is contemplated, and mental hygiene proceedings.

Community Involvement:

Currently, the Chief Public Defender is an adjunct criminal law instructor at West Virginia University at Parkersburg, Jackson County campus on one night per week. The chief is also on the Community Corrections Board for Wood County and Jackson counties.

One of the assistant public defenders is a board member of DayMark, Inc., a non-profit youth service agency.

An administrative assistant is active in the 4H program in Roane County, WV and is also a member of the Spencer Volunteer Fire Department. Another administrative assistant is actively involved in coordinating beauty pageants and other activities of that nature to help young women receive college tuition assistance including grants and scholarships.

New & Noteworthy for 2016

Our office has experienced some staff transitions this year. Among the four attorneys who left our team, two remained in the PDC network. Shane McCullough is now in the 4th PDC (Parkersburg/Wood & Wirt Counties), and Susan Settle is now in the 13th PDC (Charleston/Kanawha County). We recently filled a vacant position that was added in the last budget cycle, and we are now a fully staffed team dedicated to the needs of indigent defendants in our judicial circuit.

We had a felony trial in Roane County which resulted in an acquittal and another trial resulting in a guilty verdict of a lesser misdemeanor when the client was first charged with attempted murder and wanton endangerment. We have had multiple cases where through plea bargaining or further investigation charges have been reduced or dismissed. We have worked diligently to protect each client's rights as they navigate the criminal justice system, often steering them toward sobriety.

We are scheduled to appear before the West Virginia Supreme Court of Appeals in September for an argument relating to an abuse and neglect case.



Chief Defender, Kevin Postalwait, reviews material during the Chief Defender Meeting at the 2016 Indigent Defense Conference



Staff attorney Andy Ryan attends the 2016 Indigent Defense Conference

We have had several clients participate in the Drug Court Program. These folks have made and continue to make remarkable strides from addiction to sobriety. We have had graduates who have seemed to truly change from a life of addiction to a life of sobriety and now hold full time jobs and maintain close family relationships that had been previously abandoned.

Kevin Postalwait,
Chief Public Defender

Public Defender Corporation for the Sixth & Twenty-fourth Judicial Circuits

The Public Defender Corporation for the 6th and 24th Judicial Circuits was founded on June 1, 1994 and serves Cabell and Wayne Counties. The one thing that stands out in our case load is the large number of felonies which is driven by a growing number of drug cases. Cabell County has had over 500 Circuit Court Felony cases annually in the last three calendar years and Wayne County has around 200 Circuit Court felonies. In Fiscal Year 2016 the Huntington office closed 4,179 cases and the Wayne office closed 896 cases which comes to 5,075 cases. Our Huntington office is staffed by eleven attorneys and three support staff, and our Wayne county office is staffed by five attorneys and one support staff. Our office has been active in helping establish and maintain in both counties: Adult Drug Courts in both counties, Truancy Courts, and Day Report Centers, as well as a Veterans Treatment Court in Wayne County, a Juvenile Drug Court in Wayne County, and a Pre-Trial Board in Cabell County.

The Public Defender Services Annual Report for Fiscal Year 2015 provides the following information on the condition of indigent defense costs for our region.

Court Appointed Counsel Cases in Cabell and Wayne Counties continue to be cost effective, when compared with other court appointed counsel around the state, even with increasing numbers in one of the most expensive categories covered, namely abuse and neglect cases.

Cabell County (6th Circuit) court appointed counsel had the third lowest cost per case for court appointed counsel in the state at \$533.03. Wayne County (24th Circuit) court appointed counsel had the seventh lowest cost per case for court appointed counsel in the state at \$638.69.

Court appointed counsel in Cabell and Wayne Counties represented 2,198 cases in FY 2015 including 490 felony cases, 622 abuse and neglect cases and 661 mental hygiene cases. They had an average cost per case of \$593.86. This is up around \$50 per case from Fiscal Year 2014. The increase is tied to an increase of 52 abuse and neglect cases. The Supreme Court's 2015 Statewide Data for Circuit Courts shows that there were a record 346 abuse and neglect cases in Cabell County and 102 cases in Wayne County. This is driven by the heroin drug epidemic in our region.

The Public Defender Corporation for the 6th and 24th Circuits continues to strive to provide quality representation for our clients in a region with a large number of cases. Historically, our office has been one of the leading Public Defender offices in cost effective representation. Fiscal Year 2015 continued that tradition as we:


- Had the second lowest cost per case among Public Defender Corporations at \$394.94. The other two large offices with a large case load had higher cost per case rates. Kanawha (13th PDC) had a cost per case of \$452.91 and the Eastern Panhandle (23rd PDC) offices had a cost per case of \$660.22.
- Had the highest number of felonies among Public Defender Corporations (1,740) and the second highest share of representing felonies (78.03%) in the state
- Had the second highest number of misdemeanors (2,265) and the highest share of

representation (95.25%) in the state

- Had the second highest number of cases among Public Defender offices (4,598 while Kanawha 7,238 and Eastern Panhandle had 4,909)
- Had the third highest grant (\$1,815,921), behind Kanawha Co. at \$3,278,180 and Eastern Panhandle at \$2,700,307.

Several members of our staff also serve our community beyond our office. Mike Clark, our investigator, serves on the Board of Directors of the Hite Saunders Little League and the Board of Directors for the West Virginia Deputy Sheriff's Association. Nigel Jeffries serves on the local Board of Directors for Legal Aid and TEAM for W.Va. Children. Bob Wible is an assistant football coach with George Washington High School. Brent Walters serves on the Board of Directors for the Western Regional Day Report Center. Bob Wilkinson serves as the Vice Chair of the state Community Corrections Subcommittee of the Governor's Committee on Crime, Delinquency and Correction, which oversees the 27 Day report centers around the state. He is also an active member of the Supreme Court's Court Improvement Program Board where he works with the training committee and several policy committees. Bob is also on the Supreme Court's Fatality Review Board.

Bob Wilkinson,
Chief Public Defender



Pictured, Huntington office employees (Left to Right):

Back row: Nicholas Mayo, Jason Adkins, Janice Givens, Kasey Miller, Amy Souther, Peter Levy, Russell Cook

Middle row: Vickii Hughes, Crystal Plybon, Elizabeth Diamond Eplin, Kimberly Carico

Front row: Brent Walters, Gerald Henderson, Nigel Jeffries, Mike Clark, Robert “Bob” Wilkinson

Photo provided by 6th/24th PDC



Pictured, Wayne office employees (Left to Right):

Jason “Bob” Wible, Lisa Amorim, Debra Preece, Valarie Maynard

Photo provided by 6th/24th PDC

Public Defender Corporation for the Seventh Judicial Circuit

The last fiscal year has been focused on protecting the constitutional rights of our clients, and on getting as many people into alternative programs and out of jail and prison as possible. The overall picture is reflected in Logan County's own reported statistics. County administrators reported to our local newspaper back in January that the Regional Jail Bill has consistently gone down over the last nine years with savings in four million dollars in jail bills. ***Savings for Logan county equals freedom for the clients of the seventh judicial circuit.*** Our lawyers and our staff have over time come to play a very aggressive and central role in getting services for our clients including getting them local and regional substance abuse and mental health treatment. Working with programs like Day Report, Drug Court, Regional Mental Health, and many inpatient treatment facilities across the State has become a part of everyday operations for our office and that part of day to day operations has grown greatly in the last fiscal year. The goal of getting case-saving and sometimes lifesaving services quickly into play for our suffering clients is second only to protecting their constitutional rights and oftentimes there is little separation (if any) of those two important goals.

Our office has been serving Logan County since November, 1989. We believe we have a very clear reputation of working aggressively for our clients and protecting our clients' rights. This is a reputation we work hard to maintain every day. We diligently file aggressive pretrial motions dealing with constitutional issues so that on some occasions our clients don't have to risk the unpredictable nature of a jury trial. We also aggressively acquire quality plea agreements laced with reduced charges and treatment possibilities if our clients chose the route of seeking out a plea agreement with the State.

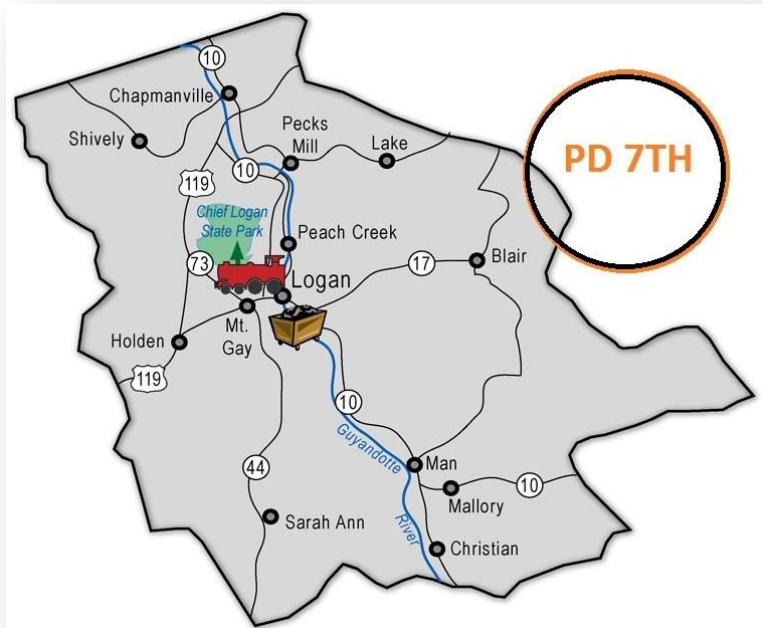


Image provided by 7th PDC

Due to the vast numbers of addicted clients, we have aggressively built essential connections in and outside our county with drug addiction service providers like Union Mission and others to help our clients maintain their freedom and to have a good quality of life when they are free. We continue to nourish the relationships with service providers as there can be no doubt that the services are in the best interests of our clients while simultaneously being in the best interest of our community. It is amazing how quickly people will help clients when they realize that ultimately we (Public Defenders) are like-minded in trying to save people from an unnecessary life of incarceration or worse—a greatly shortened life span.

We pride ourselves on having one of the most experienced Criminal Defense Teams in the State of West Virginia. That experience plays a crucial role in getting many bad cases dismissed or reduced to misdemeanors and it plays a role in helping the clients who look to us to get essential help from the destructive demon of addiction. A quick summary of our experienced criminal defense team is as follows:

Dwayne Adkins has been the Chief Public Defender for over a decade now and has practiced law for over twenty years. He is experienced as a Criminal Trial Lawyer and Civil Trial Lawyer having had jury trials in both Civil and Criminal Cases ranging from First Degree Murder to Medical Malpractice. He has been both a plaintiff's lawyer and an insurance defense lawyer. He has also been an assistant prosecuting attorney in the past hopefully giving him an understanding of prosecutorial perception that is beneficial to his clients. He has presented multiple arguments in both criminal and civil cases before the West Virginia Supreme Court of Appeals. Dwayne is active member of Southern Regional Day Report Board and Drug Court Teams for Logan County. Dwayne is a graduate of both Marshall and WVU.

Gerald Merceruio has over twenty five years' experience as a criminal trial lawyer. He has tried many cases in his time and has great skill as trial lawyer. His long standing loyalty to the Public Defender System places him among a now very short list of Public Defenders who have been aggressive advocates committed to helping the poor since the early 90's. Gerald received his undergraduate degree and law degree from WVU.

Don McDaniel is an extremely experienced criminal and civil lawyer, having practiced in both Texas and West Virginia. Don received his undergraduate degree from Yale and his law degree from Vanderbilt. He is known for his caring optimism, commitment to clients, and Christian charity, as well as his unique office decorations including a large Yale banner and the signature of a United States Supreme Court Justice whom Don admired as a young scholar. Outside the office, Don is very active in his local church and choir.

Ashley Cochran, the youngest but very experienced lawyer in the office, is focused primarily on Juvenile and Abuse and Neglect cases. She is often requested as co-counsel in sex crime cases and cases involving serious allegations involving children. Ashley interned for Public Defender several years ago and we were very happy to have her return to us as successful intern recruit of the Public Defender Intern Program that has had more than twenty years of success now. Importantly, she returned to us with valuable experience, having clerked for Judge O'Briant for a substantial period of time, as well as having received some of her training from well-known Abuse and Neglect guru Jane Moran. She also practiced as a Guardian Ad Litem in Family Court acquiring many relevant skills. Ashley is a graduate of Appalachian School of Law in Grundy, Virginia. Ashley has skills related to the modern age of "terroristic threats in Schools" as over the last fiscal year she has proven very effective at protecting the constitutional rights of young people charged with this often misleading and disturbing new-era crime. She reaches out beyond the court system and helps kids with the local Board of Education.

Our support staff utilize their experience to quickly and effectively help clients who are often having the worst experience of their life.

Long standing Office Manager **Carol Booth** remains the administrative right hand of our office. She keeps the lights on and makes up the gap we have for not having an in-house social worker. She is focused on the financial aspects of the office and working to get clients into drug rehabilitation programs. She uses skills normally carried by social workers and accountants. Carol has worked hard to build connections that assist the clients with getting the services that they need and is an essential part of the connection between treatment facilities and the clients. In truth she does the job of a social worker almost every day.

Pamela Esposito came to us as an experienced administrative assistant having a lot of experience working in a plaintiff's type law firm but a firm that also did a lot of criminal defense. She has continued to work hard and increase her commitment and skills since coming to work for us and has used her skills previously gained while working at a well-known town firm to help our clients. She is now very well known in the community for her commitment to *Paw Squad* and has gotten many State leaders involved in saving the poor dogs and cats of Logan County.

Brandi Clark administrative assistant also came with pre-existing skills having worked for Robert Noone and other lawyers before coming to work for us. She has great zeal to help others and has brought new administrative skills to our Public Defender Office she gained when with Bob and Phil. She is an active member of her Church and their good programs for helping the poor.

We have an open door policy here where we will see clients and their family members as long as we are not in Court even if they do not have an appointment. It has become clear that being here and being able to effectively answer questions for clients and their family members is an essential function of a Public Defender's Office. We pride ourselves on open, easy and quick access to quality criminal defense services.

We continue to pride ourselves on working hand-in-hand with other criminal defense lawyers who practice in our jurisdiction. In recent years we began a program of local relevant continuing legal education in combination with the Logan County Bar Association and although time caught us this fiscal year, we have renewed efforts to get the training back on track with the Local Bar and will invite our Board of Governor's Representative to be part of that as he is working on similar programs. We are working on a schedule of co-sponsoring training sessions that will be within the 2017 fiscal year. Importantly, we also continue to provide a very active service for local attorneys and their criminal clients that are not public defender clients by covering emergency hearings in certain necessary circumstances like detention hearings and in situations of scheduling conflicts as a panel attorney may have to be in another jurisdiction if a hearing is set on short notice. Simply being available to attend a Home Confinement or Probation Rule Reading can mean the difference of a night or weekend in jail, which doesn't sound like a lot unless you are the person who has to stay in jail, their mother, or the County who has to pay the bill for unnecessary incarceration. Being here and ready to react quickly matters to poor clients and their families' day in and day out to the County. While I was drafting this very document I was able to get two people released from jail who would otherwise have had to be incarcerated until normal scheduling procedures took place which could easily be weeks. In part I could do that simply because ***we are here and ready to go all the time***, remaining on call after hours, on the weekends, and on holidays. The other reason I was able to get that done is that our office has

the professional respect of the Judges, Prosecutors, and many agencies referenced above and trust that we are not bringing frivolous matters forward for unscheduled hearings or proposed expedited resolution. Crying moms, dads, wives, husbands, and children look to us for help and although we are far from perfect we are very focused on giving them a quick and quality assistance in way that no other lawyers or entity is designed to do. Of note, we are even on call here at the Logan Public Defender 24/7 including weekends and holidays.

Dwayne Adkins,
Chief Public Defender

Public Defender Corporation for the Eighth Judicial Circuit

The Public Defender Corporation for the Eighth Judicial Circuit is in its 26th year of operation, being established since 1990 with three attorneys and two office staff. Due to the devastated economy, McDowell County has a great need for legal representation for those who are indigent.

Our office handles the following types of cases: felony, misdemeanor, abuse and neglect, juvenile delinquency, truancy, appeals of felonies and misdemeanors, mental hygiene, guardian ad litem, extraditions, drug court and community corrections board (day report).

Our Chief Defender, Floyd A. Anderson is a native of McDowell County. He earned his degree in Psychology from West Virginia University in 1988, and his law degree from Southern University Law Center in 1992 and became a member of the WV State Bar in 1994. Floyd joined the office in 1995 and became Chief Defender in 1998.

Robert E. Blair, Assistant Public Defender joined our office in 2003. He had a private practice for a number of years, and served as the Family Law Master. He has been a member of the WV bar for 60 years! Robert handles nine days of magistrate court each month in addition to preparation to handle these cases.

Our newest attorney, Brittany R. Puckett is a native of McDowell County. She earned her law degree from Appalachian Law School and was admitted to the WV bar in October 2013. Prior to joining our office, Brittany was employed by the McDowell County Board of Education for three years as a teacher for the third and fifth grades and a volleyball coach. This is her first year with our office. She handles felony, misdemeanor, juvenile delinquency, abuse and neglect, truancy, mental hygiene hearings, extraditions, and drug court.

Kimberly Cox, our Office Manager, is celebrating her 22nd year with the office—joining the office as secretary in 1994 and moving to the office manager position in 1997. Kim manages the attendance and leave records for the employees, verifies funding, bills/invoices, payroll, and all secretarial duties.

Robin Oakley, Secretary, is in her eighth year with the office. Prior to joining us, she had worked as a magistrate assistant, a deputy circuit clerk, and a legal secretary. She handles all phases of the secretarial duties, such as contacting the client, opening files, scheduling appointments, and managing the calendar.

Floyd Anderson,
Chief Public Defender

Public Defender Corporation for the Ninth Judicial Circuit

The Public Defender Corporation for the Ninth Judicial Circuit recently celebrated its 25th year of operation, and has proudly handled nearly fifty thousand cases for indigent clients. Our office consists of seven attorneys and six support staff who manage court proceedings before three circuit court judges, five magistrates, and two municipal courts. We also had numerous Supreme Court appeals during the 2016 fiscal year.

We also serve on the Adult Drug Court and Juvenile Drug Court. Adult Drug Court increases the likelihood of successful rehabilitation through early continuous and intense treatment. Clients in Adult Drug Court must comply with mandatory periodic drug testing; community supervision; appropriate sanctions and incentives; and other rehabilitation services, all of which a judicial officer supervises. Jaime Arnold has recently joined our staff full time and has been instrumental in coordinating placement in Drug Treatment facilities.

We work with our juvenile offenders in Juvenile Drug Court to redirect them with alcohol or substance abuse behavior from the traditional juvenile court process, to an intensive, individualized treatment process. The mutual goal of our office and Juvenile Drug Court is to reduce future court involvement for youth.

Our attorneys obtained hundreds of dismissals in the past year. They have successfully utilized alternative sentencing options for clients, such as inpatient drug treatment, deferred adjudications, and Adult Drug Court.

Mercer County continues to have one of the highest number of open child abuse and neglect caseloads in the state. Substance abuse also plays a large role in the number of child abuse and neglect cases. During court proceedings, we help to protect parents' constitutional rights to parent their children.

We also participate on the Southern Regional Community Criminal Justice Board with representatives from the Court system and the community. The purpose of the board is to oversee



Pictured (Left to Right):

Back row:	Tracy Burks, John Byrd, Adam Bird
Third row:	Robbie Damapit, Shane Janutolo, Nancy Doyle
Second row:	Cynthia Dunn, Denise Campbell
Front row:	Natalie Hager, Jaime Arnold, Deanna Edwards, Monica Mitchell

Photo provided by 9th PDC

the day-to-day operations of the Day Report Center.

Staff attorney, Adam B. Wolfe, taught Criminal Law and Procedure at Concord University and is currently teaching a Legal Research and Writing class. Adam has also raised money for the Arthritis National Research Foundation by running in the Marine Corp Marathon in Washington, DC.

Our employees belong to service organizations such as the Rotary Club and Kiwanis, and have donated items to recent flood victims in Southern West Virginia. We strive to zealously represent our clients and serve our community.

Tracy Burkes,
Chief Public Defender

Public Defender Corporation for the Tenth Judicial Circuit

The 10th Circuit Public Defender Corporation is currently located at 220 N. Kanawha Street, Suite 2 in Beckley, WV. It currently employs a chief public defender, eight staff attorneys, and a full time support staff of six individuals plus a bookkeeper/office manager. The Office opened in 1989, making it one of the oldest Public Defender Corporations in the State.

Jane Calvert currently acts a Chairperson for the 10th Circuit Public Defender Corporation Board of Directors. In addition to Ms. Calvert, board members include John Wooton, Leigh Lefler, Harriet Jones and Pam Bates. Each Board member has served in their capacity for a minimum of four years.

The lawyers currently employed have been working at the office an average of about 9.5 years and have on average more than 21 years of legal experience each. During the 2016 fiscal year the office closed a total of 2,315 cases which included 513 felonies and 1,208 misdemeanors. This amounted to an average cost per case of approximately \$456, compared to the average cost for appointed counsel in the same circuit of approximately \$1,083. Our cost per case is one of the lowest in the state. We also represent approximately 75% of all cases in the circuit for which counsel is appointed, which is the third highest rate in the state. Much of the lower cost per case can be attributed to the experienced legal and support staff, the high ratio of cases per attorney (290 cases per counsel – one of the highest in the state), as well as a continuing effort to reduce cost incidental to operating the office.

Jury trials remain infrequent in this circuit but the most recent jury trial handled in Circuit Court by this office resulted in an outright acquittal as have the last three jury trials in magistrate court. The common denominator in all cases that go to trial is the input by several attorneys in the consultation of defense preparation. Cases are assigned evenly on a rotation basis so that each attorney handles matters in magistrate court, circuit court and before other miscellaneous tribunals, (parole hearings, mental hygiene, etc...).

Lawyer schedules are kept electronically on Time Matters as well as on desk calendars. All lawyers have access to Time Matters to keep their time and to check their calendar. Attorneys can access their files through the E-File Program as well as through the hard copy maintained in their office. Closed files can also be accessed through the E-File program. Cases over the past fourteen years have been scanned, reducing the need for storage of those documents. Backups of all records are maintained on and off premises ensuring their survival.

The legal staff meets frequently to review and discuss cases giving a committee approach to most cases. Standard pretrial motions are filed in all cases and attorneys individually review their cases to see what particular motions should be filed to properly advocate for their clients. The office is capable of running paperless since all documents received or produced are scanned digitally. The office maintains a form bank for motions and research on most legal issues and is supplemented with the current use of West Law.

The basic principle of the office is to provide the best possible legal defense to each client. Review of cases is done during brainstorming sessions which are held frequently.

Weekly meetings are held with the prosecuting attorney and local day report representative to review defendants that are incarcerated in jail to see if their release might be obtained through recognizance or other means of conditional bond. On average, three individuals per week are released after these meetings, saving the county approximately \$1,000 per week. As with all offices, the initiation of Truancy Court and Drug Court has strained staff and resulted in the office creating an additional position for a staff attorney. The office will continue to persevere and uphold our statutory obligation to the state and professional obligation to our clients.

This office would seek to share any resources and information with other public defenders and lawyers representing criminal defendants to improve representation of those charged with crimes and those represented on matters where there is a legal mandate requiring representation by appointed counsel.

Joe Noggy,
Chief Public Defender



Pictured:
Our new office location

Photo provided by 10th PDC

Public Defender Corporation for the Eleventh Judicial Circuit

Our office opened in 1999 with the goal of providing high quality and cost effective criminal defense to the citizens of Greenbrier and Pocahontas Counties.

West Virginia's place at the center of the opioid crisis has left everyone in the criminal justice system struggling for solutions and the 11th Judicial Circuit has been a leader in innovating and adopting new solutions. Chief Defender Joshua Edwards and Deputy Chief Defender Dewitt Daniell both serve on the advisory committee for Greenbrier County's Day Report Program. Laura Spadaro serves as a member of the drug court team in Pocahontas County. In addition to their formal role on the advisory committees, Public Defenders serve as informal advisors on policy matters and legal questions as they arise.

The attorneys and staff are:

Joshua L. Edwards, Chief Defender

In addition to his duties as Chief Public Defender, Mr. Edwards serves on the Community Corrections Advisory Board in both Greenbrier and Pocahontas Counties. He also serves on the Greenbrier County Drug Court treatment team and is a frequent contributor to both formal and informal efforts to improve the criminal justice system. Joshua enjoys the challenges of the courtroom and getting to know his clients as human beings so that he can tell their story and help them reach a better conclusion. Outside of work, Joshua has two sons who keep him running non-stop. He serves as a coach and board member for the Northern Greenbrier Youth Soccer League, previously served as Assistant Commissioner and coach for the Greenbrier Valley Athletic Association first and second grade basketball league and is active in the Lewisburg United Methodist Church, having served as a Youth Group leader and on various committees from the Communications Team to the Trustees for the past twelve years.

Dewitt W. Daniell, Deputy Chief Defender

Mr. Daniell also participates as a member of the Community Corrections Advisory Board that oversees the Day Report and Drug Court programs in Greenbrier County. As a former school teacher, he remains interested in education and has visited Greenbrier East High School on a number of occasions to present programs related to his experience as a public defender to students. Beyond his work-related activities, Dewitt is a musician; he plays the banjo in a traditional bluegrass band and often lends his talent to charitable causes in his community. He has played at the Lewisburg United Methodist Church on numerous occasions, Pocahontas County Community Centers, WellSpring of Greenbrier County, and a number of fundraising events throughout southeastern West Virginia. Dewitt is the recipient of the 2012 Dambro Award as the Outstanding West Virginia Public Defender.

Steve K. Paragamian, Assistant Defender

Steve serves as the Assistant Public Defender in Greenbrier County's Magistrate Court. He reminds us that "when people come in my door, they are often terrified, beaten down, at the end

of their rope. The high point of being a West Virginia Public Defender is when I get to help a person get her life back on track, when I not only do the legal work, but can operate in our complex, interrelated government system, to help that person perhaps get the job, get the appropriate counseling, maybe hear the right word that convinces her to get clean and sober.” He indicates that, “When I look back on all this, I won’t remember winning a suppression hearing on a couple ounces of pot; I’ll remember those times I helped put a family back together, helped someone get a job and get clean and get his self-respect back, helped somebody go back to school and even try out college”. Outside of the office Steve volunteers at the Greenbrier County Animal Shelter and interviews students for his alma mater, Haverford College.

Keshia Tenorio, Assistant Public Defender

Ms. Tenorio is the youngest of the office’s lawyers having graduated from the West Virginia University School of Law in 2014. Her primary duties consist of representing parents in abuse and neglect cases and representing juveniles. Keshia demonstrates a remarkable ability to connect with her juvenile clients, understand their needs and to help them get their individual needs addressed by a system that tends to have a one size fits all approach. While in law school, Keshia was active in the Black Law Student’s Association, Moot Court and the Lugar Trial Association. She is currently a member of Generation Greenbrier Valley which is an organization that aims to attract, retain, and advance emerging leaders in the Greenbrier Valley.

Laura Spadaro, Assistant Public Defender

Ms. Spadaro joined our team in November of 2015. She had previously been in private practice in Raleigh County. Laura has been busy since her arrival, trying and winning her first case (with our office) in March 2016. She also serves on the Pocahontas County Drug Court Treatment Team. She remarks that, “Alternatives to incarceration are being embraced in Pocahontas County” and that “the Day Report Center [is] having a meaningful impact on the community and on the lives of many of our clients”.

Yevette Shafer, Office Manager

Yevette started with the Public Defender Corporation as a secretary in 2009 and assumed her duties as Office Manager in 2011. Prior to working for the Public Defender Corporation she had a varied career, working as everything from a quality control manager to serving as the risk management administrator for the West Virginia Soccer Association. Outside of the office she is active in her church and community. Yevette has served as a Church representative on Association, State and National levels. She started a project making chocolate easter egg candies that raises \$3,000 to \$5,000 dollars annually for college scholarships. She has taken mission trips to Prague and Peru and is planning one to Amsterdam in April. She also helps hold monthly worship services at a local low income apartment complex. In October, 2017, she will graduate from the West Virginia Baptist Convention School of Christian Studies with a degree in Pastoral Ministry. Further, she is active in Habitat for Humanity Women Build, The Red Cross and the CROP Walk (an annual event that raises money to fight hunger).

Madora Smith, Secretary

Madora joined the Public Defender Corporation in 2014 but became familiar with the Court system prior to that as a CASA (Court Appointed Special Advocate) volunteer. CASA volunteers serve as a voice to children in the abuse and neglect system. As such, they investigate cases and attend court hearings. Madora's experience as a CASA volunteer has given her a unique insight into our practice as Public Defenders. She relates that "During my off time I am a wife, mother and grandma. My family actively participates in the First Baptist Church of Huntersville, WV. I am blessed to be in a family that has a diverse range of interests from classical piano to hunting and fishing."

Lois Airgood, Secretary

Lois just completed her first year in the Public Defender Corporation having previously worked as a legal assistant for a private practitioner working with social security and black lung cases. She indicates that, "The criminal arena is a whole new experience and can be a challenge considering the sheer volume and variety of cases". Lois also had a variety of careers prior to joining the Public Defender Corporation. She worked as a computer consultant for MCI telecommunications, the United States Supreme Court and the Georgia Supreme Court. Lois also ran a small computer support firm, Evergreen Apps, and was the owner/operator of Yew Mountain Lodge in Hillsboro, West Virginia. She has also served as a volunteer music instructor for the Hillsboro Elementary School.

Joshua Edwards,
Chief Public Defender

Public Defender Corporation for the Twelfth Judicial Circuit

Nancy S. Fraley joined the office in April, 2005 as an Assistant and in September 2006 was named Chief. Previously Nancy worked in the Mingo and then Cabell County Public Defender's Offices. Her goal was always to work in Fayette County where she is close to her Mother in Charleston and her Mother-in-Law in Richwood.

As Chief Public Defender Nancy works closely with her "new best friend" and accountant Louis Briguglio. She prepares time/leave reports, drafts board agendas and minutes, reviews the financial affidavits, and carries a full case load. Nancy enjoys questioning witnesses and making arguments. The Office tends to rely on Nancy's people skills and common sense.




Pictured: Nancy Fraley
Photo provided by 12th PDC

Nancy is happily married to James Fraley. The couple has a Grandson, Luke. Nancy enjoys cooking at the Richwood Ramp Dinner, and volunteering at the Cherry River Festival 5K runs. In her spare time Nancy enjoys gardening (weather permitting) and knitting (always).

James Adkins has been working in the Office since February, 2006. He previously worked as a Public Defender in Kentucky and then a private attorney. Jim is the best researcher within the office and is relied upon to read indictments for errors and to assist in developing a Motions plan for each case.

Jim enjoys trial work, like Scott he is a bit of a trial junkie. He is the attorney within the office who most often represents defendants incarcerated at Mount Olive Correctional Center.


Jim is very active in his community. He is a mentor to High School students, makes his famous chicken salad for various school fund raisers and coaches soccer. Jim is a faithful blood donor. He is a gifted musician and keeps the office mood cheerful not only with his songs but with his dancing and jokes.



Pictured: Jim Adkins
Photo provided by 12th PDC

E. Scott Stanton is the most senior of the office attorneys; although he is quick to point out that he is more than a year younger than Nancy S. Fraley. Prior to joining our office in February, 2003, Scott maintained a private practice for a number of years and worked as a panel attorney in several counties. As a young lawyer he was an Assistant Prosecutor for Fayette County and also served as President of the Young Lawyers Committee.

As Deputy Chief of the Office, Scott is involved in personnel decisions, attends board meetings, offers input in the management of the office and is the primary liaison between the office and our board members. The Office relies on him for his knowledge of our clients' family connections with each other. Scott is a bit of a trial junkie and enjoys handling complex cases that are likely to go to trial.



***Pictured: Scott Stanton**
Photo provided by 12th PDC*

Scott serves as a member of the Nicholas County Sheriff's Department Civil Service Board. He also is a competition chef and a member of a championship trivia team. Scott is an avid music lover and attends as many concerts as possible. His son recently moved to Colorado and this has provided Scott with a much needed excuse to travel and get away from the office. Scott is looking forward to becoming a first time Grandfather to a little girl after the first of the year.

Jennifer Alvarez is the Office's most recent hire. She began working with us in August of 2015. Jennifer has also worked in the McDowell and Mercer County Public Defender Offices as well as for Child Law. She was raised in Fayette County and this job brought her back home. She handles juvenile delinquency and abuse and neglect cases, and is also the Office's Drug Court Representative.

Jennifer is married and the mother of three handsome sons. She is a regular cast member in productions by the Fayette Theater. Those interested can see her perform, together with her son Zander in 'It's a Wonderful Life' in December. Although no longer working for them Jennifer works on fund raising projects for Child Law, and is the Athens City Court Judge. She is also active in Greyhound rescue work. Jennifer enjoys running (though no one understands why).



***Pictured: Jennifer Alvarez**
Photo provided by 12th PDC*

Nancy Fraley
Chief Public Defender

Public Defender Corporation for the Thirteenth Judicial Circuit

The Public Defender Corporation for the Thirteenth Judicial Circuit (Kanawha County Public Defender Office) prides itself in providing client-centered representation to indigent individuals. Opened as a full-scale office in 1989 with the mission to provide legal services to individuals facing criminal charges in Kanawha County, the Office has thrived and affected positive change in our court system by employing a staff that vigorously represents our clients and strives to protect their rights.

The Office currently employs 22 full-time lawyers, 1 part-time senior counsel, and 15 support staff to represent individuals in felony, misdemeanor, municipal, juvenile, appellate, parole revocation, extradition, mental hygiene, and child support violation cases. Our lawyers appear before 7 circuit court judges, 10 magistrates, municipal court judges, family law judges, mental hygiene commissioners, and Supreme Court justices. Our office also represents individuals in drug court (both adult and juvenile courts), veteran's court, and the domestic violence court pilot program.

Our dedicated legal staff has had many victories over the years, successfully lodging challenges to the court system, securing acquittals at trial and dismissals in a wide range of cases, helping clients overcome addiction problems and start on a productive path, and securing favorable sentences. Our support staff, comprised of equally dedicated individuals, helps us provide effective representation to our clients.

Located in West Virginia's capital city and having always served a large number of clients, during the 2016 fiscal year the Office was appointed to clients in 7,592 new cases. In addition to representing clients, our dedicated legal staff also provide other legal and community services.

A member of the office since 1996, Chief Defender Diana Panucci serves on the Kanawha County Community Corrections Advisory Board, is a board member for the Mid-Atlantic Juvenile Defender Center, participates in Domestic Pilot Program stakeholder meetings, is a member of the West Virginia State Bar Criminal Law Committee, participated in several legislative task force meetings, and lectures on a variety of criminal law topics. Ms. Panucci also participates in various local school and community-related activities.

Many of our lawyers also enhance the practice of law with their legal and community services. Legal activities include serving on the West Virginia State Bar Criminal Law Committee and various subcommittees, being a member of the National and West Virginia DUIDLAs (DUI defense lawyer associations), serving on the Indigent Defense Commission, serving on the MCLE Commission, serving on the West Virginia Supreme Court of Appeals Community Supervision Committee, serving on the West Virginia Supreme Court of Appeals Prison Overcrowding Compliance Commission, participating in training for Kanawha County Drug and Veteran's Court, teaching at the West Virginia Supreme Court of Appeals new magistrate training, giving legal presentations on several law topics, publishing articles on a variety of legal topics, participating in legislative task forces, co-teaching organizational skills for public defenders at Gideon's Promise training, organizing a week-long Open World Rule of Law program for Serbian judges, and serving as a fellow board member for the Mid-Atlantic Juvenile

Defender Center.

Community activities include serving as a board member for West Virginia's ACLU, serving as a judge for We The People, serving on the board for the West Virginia Healthy Kids and Families Coalition, serving on the advisory committee for local nonprofit Café a la Fikr, serving as a board member and chorister with the West Virginia Symphony Orchestra, and coaching little league baseball. This year, many of our employees reached out and offered aid of every kind after historic flooding devastated our community. Sadly, some of our employees were severely affected. Yet, just like family, our office banded together to provide aid to co-workers and the community stricken by this tragedy.

Diana Panucci
Chief Public Defender



John Sullivan, Katherine Kessel, and Gail Michelson (Top) and Iram Hasan (Bottom) attend the 2016 Indigent Defense Conference.



Public Defender Corporation for the Fifteenth Judicial Circuit

Our office opened in 1994 with the goal of providing indigent defendants with access to counsel specializing in criminal matters. With three attorneys, the Corporation took on approximately 99 cases in its first year of operation.

Over twenty years later, the Public Defender Corporation for the Fifteenth Judicial Circuit has eight attorneys and is recognized as the standard for criminal defense in Harrison County. Defendants and respondents are protected by a corps of experienced, dedicated attorneys who handle approximately 1,400 cases a year, ranging from simple misdemeanor offenses to high profile felony cases. In addition to the misdemeanor and felony matters the Corporation's Attorneys handle Abuse and Neglect, Family Court contempt, Mental Hygiene, Extradition, Probation Revocation, and Juvenile Status and Delinquency proceedings. Several Attorneys are also currently certified to accept Guardian Ad Litem appointments to represent children in Abuse and Neglect cases.

A majority of offenses committed within the County are substance abuse related. For this reason the Corporation has forged relationships with area substance abuse treatment professionals and facilities in an effort to reduce recidivism and secure better outcomes for clients. A number of these clients are also returning combat veterans. With that in mind the Corporation has partnered with the VA Hospital located in the County in an effort to provide additional treatment and alternative sentencing options for those clients.

The Corporation participated in the development of both the Harrison County Juvenile and Adult Drug Courts in the County and actively participates with, and serves on the Boards of, both Courts.

Additionally, the Corporation is an active member of the Circuit's Court Advisory Board and the Community Corrections Board.

The Corporation's size and proximity to the WVU College of Law allow us the unique opportunity to partner with the Law School to host Summer Interns and Fall and Spring Externs. This opportunity provides valuable hands-on experience to those aspiring to become criminal defense attorneys.

Our goal is to not only provide expert legal representation within the community, but also provide to the community. We encourage our employees to participate in, and give back to, their community. For example, last Easter we partnered with local merchants to provide food to the local Mission.

Whether by procuring needed services for clients or by participating in programs within the community, we hope that we can make a positive impact in the lives of our clients and in the communities we serve.

Perry Jones
Chief Public Defender

Public Defender Corporation for the Eighteenth Judicial Circuit

The Public Defender Corporation for the Eighteenth (18th) Judicial Circuit of Preston County, West Virginia has its office located at 202 Tunnelton Street, Suite 303, Kingwood, West Virginia. Our office was established in the year 2000, and it serves the population of Preston County.

Our office consists of a Chief Public Defender, two associate staff attorneys and two support personnel. We consider our staff our greatest asset in serving to meet the needs of our indigent population through our representation in their cases and consequently our brief involvement in their lives and their families' lives. As a single judge circuit, our appointments are made by Judge Lawrance S. Miller, Jr. for felonies and misdemeanors in Magistrate and Circuit Courts. We are also involved in most juvenile matters, including abuse and neglect cases, and in mental hygiene proceedings. All three attorneys share equally in every category of cases we are assigned.

Our current office staff:

- Sally C. Collins, Chief Public Defender since January 2015. She has served as a staff attorney in our office since 2005. Prior to this she was an Assistant Prosecutor, conducted a private law practice and was a secondary mathematics teacher.
- Claire L. Niehaus, Assistant Public Defender since 2002. Her prior experience includes clerking for the Logan County Circuit Court and serving as a staff attorney for the Logan County Public Defender Office.
- Lisa R. Hyre, Assistant Public Defender as of January 2015. She served as an attorney for Morgantown Legal Aide and conducted a private legal practice here in Preston County. She is also a licensed social worker.
- Wanda L. Miller, Secretary since November 2015. She has previous experience as a bank teller/customer service representative for 21 years. Wanda has also held secretarial duties with her church and band boosters over the years. She is very active in raising funds for two local scholarships, the Preston County Humane Society, and in her church.
- Judy L. Starcher, Office Manager since June 2015. Judy has had previous experience in the County Clerk's Office as well as several years as Office Manager for private industries. Judy is also an Honorably Discharged Veteran having served in the U.S. Navy.



Sally Collins reviews material during the Chief Defender Meeting at the 2016 Indigent Defense Conference

The Public Defender attorneys have served on the Board of Directors for the Community Corrections since its beginning. Lisa Hyre currently serves on its Board. The attorneys are also active with our Adult Drug Court. Claire L. Niehaus participated in the establishment of the Drug Court and currently serves on its local Advisory Board. Sally Collins currently serves on the Drug Court Team. The attorneys and staff are members of various organizations and participate in community events in Preston and Monongalia Counties.

Sally Collins,
Chief Public Defender

Public Defender Corporation for the Twenty-third Judicial Circuit

The Mission of the Eastern Panhandle Public Defender Office (EPPDO) is to provide competent, thoroughly professional legal representation to the indigent criminally accused in all Courts in the Twenty-third (23rd) Judicial Circuit of West Virginia in an efficient, cost-effective manner when appointed to do so by competent judicial authority.

Our clientele primarily consists of defendants in criminal matters at the felony and misdemeanor levels in Circuit and Magistrate Court, but the obligation to provide professional, competent legal representation extends to and includes appointments to represent offending respondents in parental rights termination matters ("abuse and neglect" cases), Family Law Court contempt proceedings, juvenile offender matters and mental hygiene involuntary commitment proceedings, as well as appellate matters at various levels when assigned to do so by a Court, to include prosecuting appeals in the WV Supreme Court of Appeals.

The EPPDO office responsibilities include all the courts in all three county jurisdictions in the Eastern Panhandle (Berkeley, Jefferson and Morgan), as well as seven individual municipal courts in various towns throughout the Panhandle, particularly Martinsburg's Municipal Court. Our two separate offices are located in Martinsburg, which covers all matters in Berkeley and Morgan counties, and a satellite office in Charles Town, which handles all matters in Jefferson County. In Fiscal Year 2016, the office handled 4,448 individual, discrete cases and we are currently on pace to exceed that total in 2017, due to a combination of population growth, as well as the easing of financial eligibility guidelines that dictate and control the availability of court-appointed counsel.

Established nearly thirty years ago and operating continuously since, we are the second largest Public Defender Corporation in West Virginia, with a staff of 33 individuals: 20 licensed attorneys and 13 clerical support staff members and investigators. The team at the EPPDO is a committed, dedicated crew, truly devoted to ensuring that our clients of all types are treated justly: we fiercely protect the rights of poor, often powerless and uneducated people accused of being criminals, or are somehow enmeshed in other legal difficulties touching upon fundamental rights, thus ensuring that the criminal justice system is administered fairly, remains open, accessible and even-handed -- and is perceived as such by the general public and citizenry that we serve. We ensure that the everyday-person accused of wrongdoing by a powerful government and police apparatus is not overwhelmed and unduly intimidated and that his or her voice and "side of the story" is told by a tenacious, professional advocate committed to his or her cause. As Chief Public Defender, and a veteran of nearly twenty years in the trenches at the EPPDO, I am supremely confident that we are well-regarded and respected by all the judges and opposing counsel in our bailiwick. We are the proverbial "overworked and underpaid" public servants: despite staggering caseloads —well above and greatly surpassing ABA guideline levels - and extremely low compensation relative to our peers in the local prosecutors' offices, we enjoy very low turnover among the staff and have accrued a level of experience and expertise unrivaled in the State: a devoted team of career Public Defenders serving the State and her people and Courts.

Tom Delaney,
Chief Public Defender

Public Defender Corporation for the Twenty-fifth Judicial Circuit

The only constant is change and 2016 brings change to the Twenty-fifth. Having established our office in June of 2000, this year Chief Robert “Bob” White begins his next act. Bob’s retirement creates new opportunity, both in his future and in that of an office he formed sixteen years ago. We wish Bob the best of luck and happiness in retirement!

At present, our corporation operates offices in both Boone and Lincoln counties. The Lincoln County office, sited in Hamlin, is staffed by two attorneys and one secretary. Our senior attorney in Hamlin, **H.C. Woods**, has been an employee of the corporation since its inception. Presently, he counsels all misdemeanor clients and safeguards defendants’ rights as a member of the Lincoln County Drug Court treatment panel. **David Lockwood**, a fourteen year member of our team, brings considerable trial experience to the court room. At this time, David manages all felony cases appointed to the Lincoln Office. Finishing out the Lincoln County group is **Delena Toler**. Delena demonstrates dedication commuting from Madison to Hamlin daily to support the needs of our Hamlin based office and its attorneys.

The Boone County Office, situated on Main Street in Madison, staffs four attorneys, one secretary, and our new office manager. The senior attorney in our Madison office is **Howard Nolen**. Howard’s tenure in Boone County began in July of 2005. He manages all misdemeanor cases appointed to our Boone office. With years of experience, Howard is astute in negotiating favorable pleas and fostering alternative resolutions in magistrate court. **David Ford** hit the ground running in our Boone office three years ago, immediately taking on felony cases. David’s knowledge and determination are assets to the office and to those he defends. **Tim Gibson** joined our Boone office two years ago. Tim’s primary focus comprises abuse and neglect and juvenile matters, but eagerly takes on additional felony cases. In fact, Tim successfully defended a 2nd degree sexual assault charge in 2016, obtaining a jury acquittal at trial. **Kathy Lane** is a six-year member of the Madison staff. Her office know-how and winning attitude are both readily apparent. When questions and obstacles arise, Kathy brings answers and solutions. For these reasons, Kathy was selected as our new Office Manager. I am certain our office will benefit greatly as a result. **Jeanna Butcher** entered the Boone office in 2012. Alongside Kathy, she takes on behind the scenes tasks to equip our attorneys for court. Jeanna is presently focused on obtaining an Associate Degree in Legal Office Assisting to further her contributions.

Our Board of Directors includes Tony Hensley, Jim Gore, Kerry Matthews, and Wendle Cook. Beyond his commitment to the Corporation, our Chairman, **Tony Hensley**, operates a family-owned hardware store in Danville, is Vice-President of the Boone Memorial Hospital Board of Directors, and is a member of the Danville Town Council. **Jim Gore**, with over thirty years of managerial experience in the private sector and county administration, brings practical knowledge to the corporation. Jim is also appointed to the Boone Memorial Hospital Board of Directors. **Kerry Matthews** is a Lincoln County Commissioner, but the greater part of his day is spent teaching science to Scott High School students. **Wendle Cook** manages the Cook and Cook Law Firm in Madison where he has practiced law for thirty years. Wendle is also President of the Boone County Community Organization.

And that brings me to the newest member of our office: Me. My name is **Troy D. Adams**. I just

recently assumed the Chief Public Defender role following Bob's retirement. I come to the Corporation by way of the Boone County Prosecuting Attorney's Office. Previous to that, I had the good fortune of clerking for Judge William Thompson in the 25th Judicial Circuit. Preceding law school, I flew as a commercial airline pilot for ten years. As a decade long airline union member, labor law seemed a logical choice early on in school, but issues in criminal law and procedure soon captured my interest. And so here I am. Outside of court, much of my free time revolves around my children's extracurricular interests. In spring, that entails coaching two Boone County Soccer Club teams and acting as the league's treasurer. Presently, I volunteer as a Tiger Cub Den Leader in Boy Scout Troop 289 in Madison.

As a prosecutor, I personally witnessed the skillfulness of most of the attorneys I now ally with. I am thrilled at the opportunity to work alongside them. It is my goal as Chief to lead by example and to empower our staff, ensuring effective, efficient, and high quality representation for indigent defendants in Boone and Lincoln County. As their advocate, that duty befits my core focus.

Troy Adams,
Chief Public Defender



Foreground: 25th PDC Attorneys David Lockwood & Tim Gibson attend the 2016 Indigent Defense Conference

Public Defender Corporation for the Twenty-eighth Judicial Circuit

The 28th Judicial Circuit Public Defender Corporation in Summersville was first established in 1983, making it the first public defender corporation in the state.

D. Mark Snyder was the sole practitioner and public defender until Cynthia Stanton was hired in October 1987. For the first seven years, Ms. Stanton was the only public defender in Nicholas County. In 1994 a decision in Charleston was made to hire an assistant public defender to work with Ms. Stanton and in the last twenty-two years, six attorneys have held this position. Sarah Campbell was hired and began working in October 2013 and specializes in abuse and neglect proceedings, along with her other caseload. The 28th Judicial Circuit Public Defender has two attorneys and two administrative assistants. Kathy O'Dell has worked in the office for nineteen years and now serves as the office manager. Theresa Cartwright began working for our corporation in 2015, after working many years in other law offices. Ms. Stanton is the longest serving public defender in the state.

The 28th Judicial Circuit Public Defender Corporation has maintained an annual caseload of approximately 500-600 cases per year since Ms. Stanton has taken over. This office has been responsible for indigent representation in all areas of criminal defense eligible proceedings. Our two attorneys handle 73% of all criminal applicants that are appointed in the county. We handle all mental hygiene hearings during work hours and at night unless we have a conflict. The attorneys handle all court appointments unless there is a co-defendant or similar conflict. Ms. Stanton appears in family court when appointed by the Family Court Judge. Drug Court has just been established and Ms. Stanton serves on the Board. Ms. Stanton is also the President of the Community Corrections Board that oversees the Day Report Center. She traveled to Charleston in June to obtain grant monies for the continuance of this successful program established in Nicholas County.

We have always had each attorney prepared and ready to conduct any kind of criminal proceeding. Since there is still a satellite magistrate office in Richwood (26 miles away), we are also required to attend court there on average of one day a week or three times a month or more. Every attorney that has left the office is typically prepared to handle all types of criminal proceedings. The ability to accomplish this is based upon necessity as our Circuit only elects one judge and our attorneys have to be available for all proceedings during the weekdays, weeknights, and weekends. In fact, several of our attorneys have served as assistant prosecutors, and of the five former assistant public defenders, two currently serve as the Chief Prosecuting Attorney in their circuit, ours included.

Cynthia Stanton,
Chief Public Defender

Public Defender Corporation for the Thirtieth Judicial Circuit

The Public Defender Corporation for the 30th Judicial Circuit is the largest, busiest, and most experienced law firm in Mingo County. We are proud to be leaders in our legal community.

Recently, that leadership has been put to the test. In an almost unimaginable scandal, our former Circuit Judge, County Prosecutor, Chief Magistrate and Williamson's mayor would all be convicted of federal crimes for abusing their offices. Months before the federal investigation was made public, our office stood alone, filing motion after motion challenging the officials' corrupt practices. Challenging the only judge in a one-judge circuit was not popular, but it was right.

Following the officials' convictions, others looked to our office to help stabilize and rebuild. In fact, two of our attorneys were recommended by the Governor's Judicial Vacancy Advisory Commission to replace the deposed Judge. Although these have been tough years, fraught with the difficulties inherent in practicing first in front of a rotating cast of retired judges and then a new judge two of us had run against, we are happy to see much improvement in Mingo County, and very proud of the role we played.

Our Office

Our office opened for business on January 15, 1990. Since that time we've grown from a one attorney, one secretary office to a 4 attorney office with a clerical staff of three. Our office handles approximately 500 cases a year, including felony, misdemeanor, juvenile and mental hygiene matters. Over the years our attorney staff has supervised 30+ law student interns from 10 different law schools, many of whom have chosen to practice law in West Virginia.



Our chief defender, Teresa McCune, attended Marshall University and Antioch School of Law. She handles most of our juvenile matters and murder cases. Teresa is active in state and local bar and community service. Teresa was appointed by governor Tomblin to serve on the state Indigent Defense Commission, as well as being chosen as a Rural Juvenile Ambassador by the mid-Atlantic Juvenile Defender Center. She chairs the State Bar Commission on Children and the Law, serves on the WV Supreme Court of Appeals Region Three Fatality Review Task force and is a former MCLE Commissioner. Teresa is a member of the WV State Bar CLE and Criminal Law Committees. She has been named a WV Bar Foundation Fellow, and has received the Governor's Service Award. Teresa founded and directs "On Track for College," an award-winning college bound coaching program that helps students preparing for higher education. She is also a member of Williamson Woman's Club (chosen Clubwoman of the Year 2015) and the Mingo/Pike branch of AAUW. Locally, Teresa is also the Chair of Christian Help of Mingo County, a charitable organization which provides direct aid to the needy. At the 2015 King Coal Festival Teresa was awarded the Humanitarian Award for her community service.

Dave Foley, our Deputy Chief Defender, a former WV Public Defender of the Year, is a graduate of the WVU College of Law, and attended James Madison University where he was on the varsity debate team. Dave handles misdemeanors and felonies, and is our “go to guy” for extradition cases. Dave is a an Executive Board Member for the Coalfield Association of Southern Baptists, sings in his church choir, teaches Sunday school, and bowls competitively. He is happily married to Debbie.




Paul Montgomery, staff attorney, a U.S. Navy veteran, attended the University of Oklahoma and Appalachian School of Law. He handles misdemeanor and felony cases, is our point man for mental hygiene cases, and also handles some delinquency matters. Paul is married to Megan, and is the father of two young sons, Syrus Jonah and Royce Asher (aka Bobby Cars). Paul is a member of Delta Theta Phi Law fraternity. His hobby is stargazing.

Will Duty, our newest attorney, is a graduate of Williamson High School, the University of Kentucky and Appalachian School of Law. Will is the oldest of 5 children and is actively involved in his siblings lives and the lives of their children. He and Heather are expecting their first child in March,2017. He is a licensed pilot and stays in shape by running.



Tiera Asbury, our office manager, is a graduate of Mingo County Vocational School. Tiera is the chair of the board of directors of Beech Creek Park. She is married to Chad and is the mother of 9-year-old Callie.

Jessica Randolph, our secretary, is a graduate of Williamson High School and has an associate degree from Olympic College. She a member of Tug Valley Road Runners Club and is the mother of 7 year old Eli.



Briana Stokes, our paralegal/secretary is a graduate of St. Albans High School and the University of Pikeville. She also has a Paralegal Certification from Eastern Kentucky University. She is the mother of six-month-old Blair.

Jane Moran, the Chair of our Board of Directors is an iconic figure amongst lawyers delivering services to the involving children's rights and to prestigious committee positions and chairmanships. Jane has received numerous awards for her work and is often called upon as a trainer in juvenile and child abuse law.



Former members of our staff can be found in various positions across our state, including Mark Snyder, Kanawha County Family Court Judge, Nancy Fraley, Chief Public Defender in Fayette County, Richard Holicker, Kanawha County Public Defender and former Kanawha County Magistrate, and Jonathan Friley, now at PDS as Public Defender Corporation Administrator.

Former staff attorney Jonathan "Duke" Jewell was recently sworn in as Mingo County's elected Prosecuting Attorney.



Pictured, Attorneys for the 30th PDC. "I'm a Public Defender. What's your super power?"

All photos in this narrative provided by 30th PDC

Teresa McCune,
Chief Public Defender

[Page intentionally left blank]

Appendix C

Appointed Counsel/PDC Comparisons



Former classmates Brandon Shumaker (Appointed Counsel) & Kate Harding (PDC Attorney) catch up at 2016 Indigent Defense Conference

Circuits 1, 2, 4, 5, 6 & 24, 7, 8, 9, 10, 11, 12, 13, 15, 18, 23, 25, 28, 30

Statistics for Both PDC and Appointed Counsel Statewide

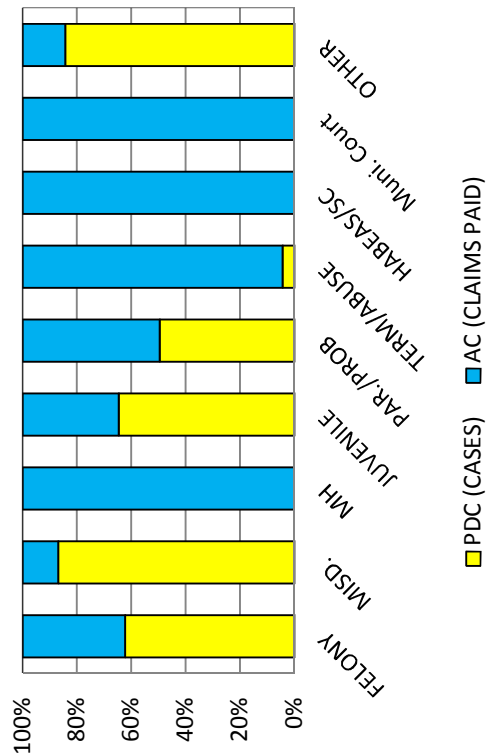
**All PDC Circuits – PDC Cases Closed Compared to AC Claims
(Within PDC Circuits)**

**Statistics for Both PDC and Appointed Counsel Statewide
(Less AC Claims in PDC Circuits) – PDC Cases Closed
Compared to AC Claims Paid**

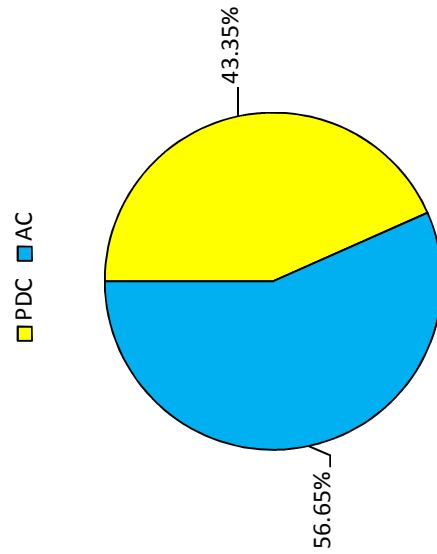
1ST CIRCUIT (BROOKE, HANCOCK & OHIO COUNTIES)
PDC CASES CLOSED COMPARED TO AC CLAIMS PAID FY 2016

CASE TYPES	PDC				AC			
	PDC	AC	TOTAL	%PDC	%AC	DISBURSEMENTS	TOTAL	%AC
FELONY	376	228	604	62.25%	37.75%	\$1,106,996.13	\$2,553,914.29	43.35%
MISD.	1,068	162	1,230	86.83%	13.17%	\$1,446,918.16		56.65%
MH	-	343	343	0.00%	100.00%			
JUVENILE	73	40	113	64.60%	35.40%			
PAR./PROB	58	59	117	49.57%	50.43%			
TERM/ABUSE	16	352	368	4.35%	95.65%			
HABEAS/SC	-	32	32	0.00%	100.00%			
Muni. Court	-	1	1	0.00%	100.00%			
OTHER	70	13	83	84.34%	15.66%			
TOTAL	1,661	1,230	2,891	57.45%	42.55%	\$666.46	\$1,176.36	
						AVG PDC COST PER CASE	AVG AC COST PER CASE	

1ST CIRCUIT
CLOSED CASES/CLAIMS PAID



1st CIRCUIT
PDC/AC DISBURSEMENTS

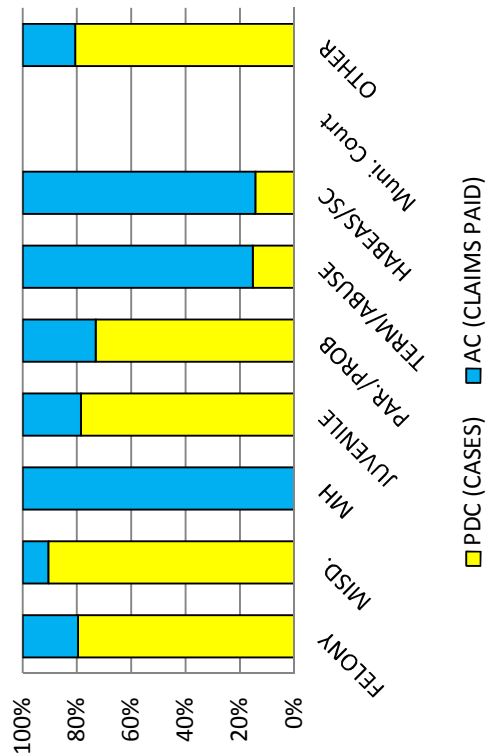


2ND CIRCUIT (MARSHALL, TYLER & WETZEL COUNTIES)
PDC CASES CLOSED COMPARED TO AC CLAIMS PAID FY 2016

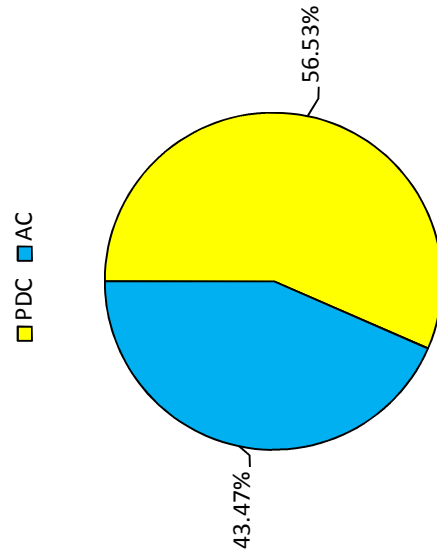
CASE TYPES	PDC		AC		TOTAL		%PDC		%AC	
	PDC	AC	PDC	AC	PDC	AC	PDC	AC	PDC	AC
FELONY	336	86	422				79.62%	20.38%		
MISD.	552	58	610				90.49%	9.51%		
MH	-	153	153				0.00%	100.00%		
JUVENILE	84	23	107				78.50%	21.50%		
PAR./PROB	68	25	93				73.12%	26.88%		
TERM/ABUSE	23	128	151				15.23%	84.77%		
HABEAS/SC	1	6	7				14.29%	85.71%		
Muni. Court	-	-	-							
OTHER	25	6	31				80.65%	19.35%		
TOTAL	1,089	485	1,574				69.19%	30.81%		

PDC	DISBURSEMENTS	AC	DISBURSEMENTS	TOTAL	%PDC	%AC
	\$485,830.01		\$373,574.87	\$859,404.88	56.53%	43.47%
AVG PDC COST PER CASE	\$446.12	AVG AC COST PER CASE	\$770.26			

2ND CIRCUIT
CLOSED CASES/CLAIMS PAID



2ND CIRCUIT
PDC/AC DISBURSEMENTS



4TH CIRCUIT (WOOD & WIRT COUNTIES)
PDC CASES CLOSED COMPARED TO AC CLAIMS PAID FY 2016

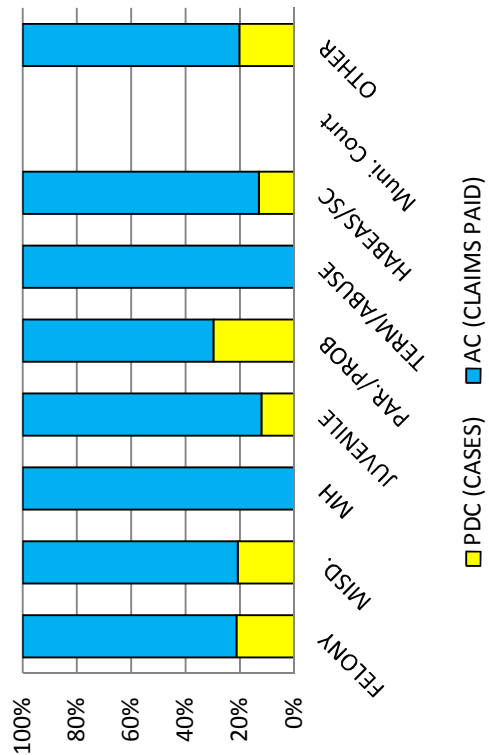
CASE TYPES	PDC			AC		
	PDC	AC	TOTAL	%PDC	%AC	
FELONY	90	333	423	21.28%	78.72%	
MISD.	236	899	1,135	20.79%	79.21%	
MH	-	277	277	0.00%	100.00%	
JUVENILE	10	73	83	12.05%	87.95%	
PAR./PROB	17	40	57	29.82%	70.18%	
TERM/ABUSE	-	240	240	0.00%	100.00%	
HABEAS/SC	3	20	23	13.04%	86.96%	
Muni. Court	-	-	-			
OTHER	17	67	84	20.24%	79.76%	
TOTAL	373	1,949	2,322	16.06%	83.94%	

PDC		AC	
DISBURSEMENTS	PER CASE	DISBURSEMENTS	PER CASE
\$1,717,264.95		\$1,095,562.16	
\$4,603.93		\$562.12	

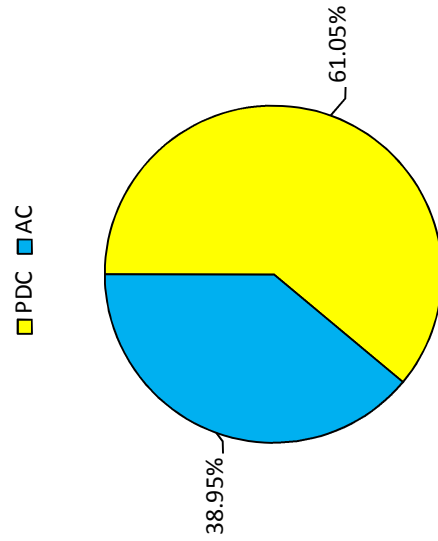
PDC		AC	
DISBURSEMENTS	TOTAL	DISBURSEMENTS	TOTAL
\$1,717,264.95		\$1,095,562.16	
\$2,812,827.11		\$2,812,827.11	

PDC		AC	
DISBURSEMENTS	%PDC	DISBURSEMENTS	%AC
\$1,717,264.95	61.05%	\$1,095,562.16	38.95%

4TH CIRCUIT
CLOSED CASES/CLAIMS PAID



4TH CIRCUIT
PDC/AC DISBURSEMENTS



6TH CIRCUIT and 24TH CIRCUIT (CABELL & WAYNE COUNTIES*)

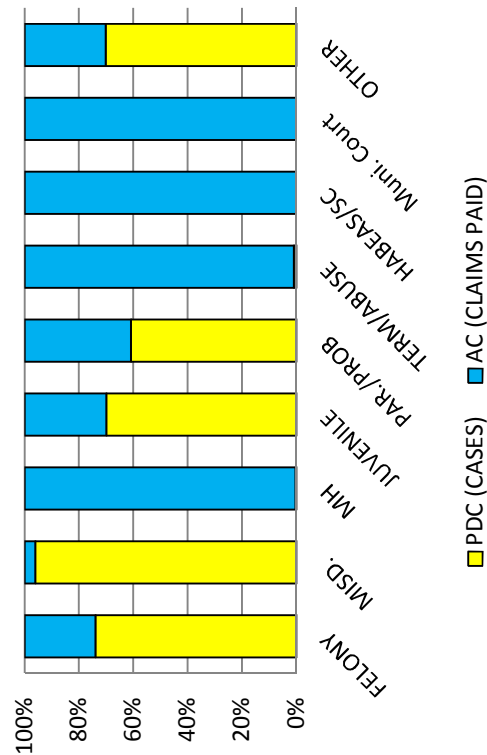
PDC CASES CLOSED COMPARED TO AC CLAIMS PAID FY 2016

*The 6th/24th Circuits operate under one Public Defender Corporation.

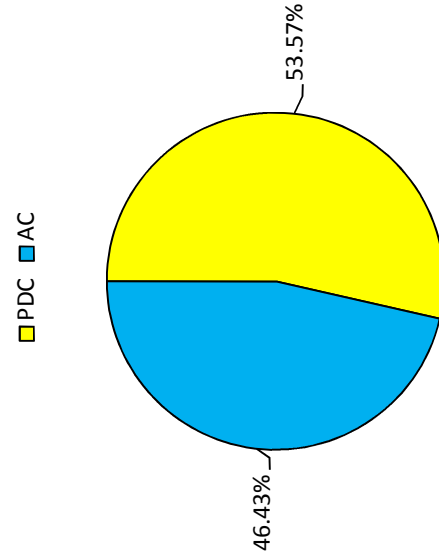
AC figures include both Cabell and Wayne Counties

CASE TYPES	PDC	AC	TOTAL	%PDC	%AC	PDC DISBURSEMENTS	AC DISBURSEMENTS	TOTAL	%PDC	%AC
FELONY	1,541	544	2,085	73.91%	26.09%	\$1,828,266.31	\$1,584,594.46	\$3,412,860.77	53.57%	46.43%
MISD.	3,039	125	3,164	96.05%	3.95%					
MH	2	693	695	0.29%	99.71%					
JUVENILE	255	110	365	69.86%	30.14%					
PAR./PROB	177	114	291	60.82%	39.18%					
TERM/ABUSE	7	711	718	0.97%	99.03%					
HABEAS/SC	-	30	30	0.00%	100.00%					
Muni. Court	-	26	26	0.00%	100.00%					
OTHER	54	23	77	70.13%	29.87%					
TOTAL	5,075	2,376	7,451	68.11%	31.89%	\$360.25	\$666.92			
						AVG PDC COST PER CASE	AVG AC COST PER CASE			

6TH /24TH CIRCUIT CLOSED CASES/CLAIMS PAID



6TH/24TH CIRCUITS PDC/AC DISBURSEMENTS



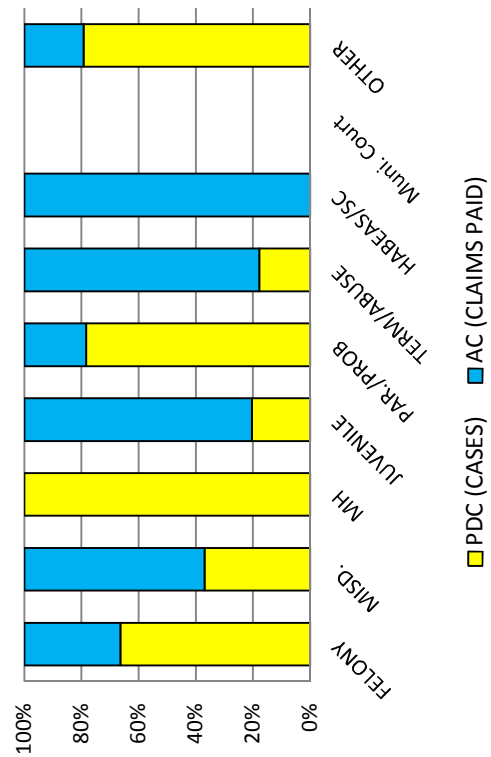
7TH CIRCUIT (LOGAN COUNTY)
PDC CASES CLOSED COMPARED TO AC CLAIMS PAID FY 2016

CASE TYPES	PDC		AC		TOTAL		%PDC		%AC	
	PDC	AC	PDC	AC	PDC	AC	PDC	AC	PDC	AC
FELONY	339	172	511				66.34%		33.66%	
MISD.	267	455	722				36.98%		63.02%	
MH	31	-	31				100.00%		0.00%	
JUVENILE	34	133	167				20.36%		79.64%	
PAR./PROB	76	21	97				78.35%		21.65%	
TERM/ABUSE	32	148	180				17.78%		82.22%	
HABEAS/SC	-	4	4				0.00%		100.00%	
Muni. Court	-	-	-							
OTHER	42	11	53				79.25%		20.75%	
TOTAL	821	944	1,765				46.52%		53.48%	

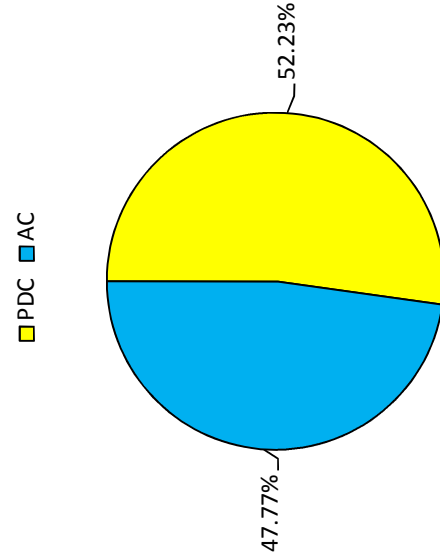
PDC		AC	
DISBURSEMENTS	PER CASE	DISBURSEMENTS	PER CASE
\$651,387.95		\$595,798.06	
\$793.41		\$631.14	

PDC		AC	
DISBURSEMENTS	TOTAL	DISBURSEMENTS	TOTAL
\$1,247,186.01		\$1,247,186.01	
\$1,247,186.01		\$1,247,186.01	

7TH CIRCUIT
CLOSED CASES/CLAIMS PAID



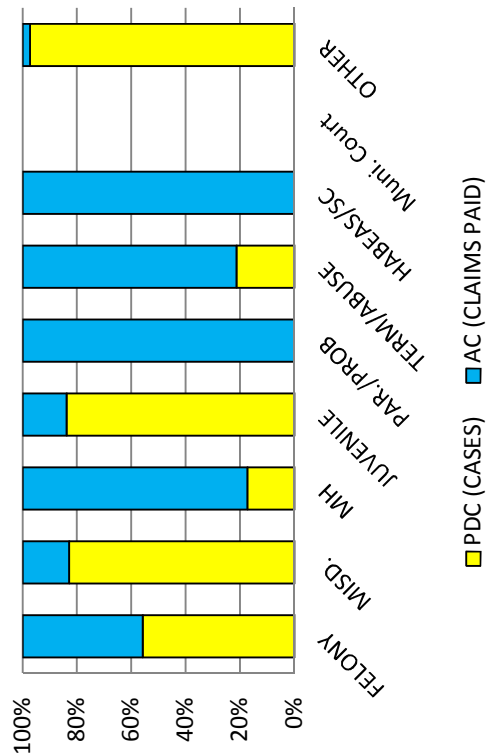
7TH CIRCUIT
PDC/AC DISBURSEMENTS



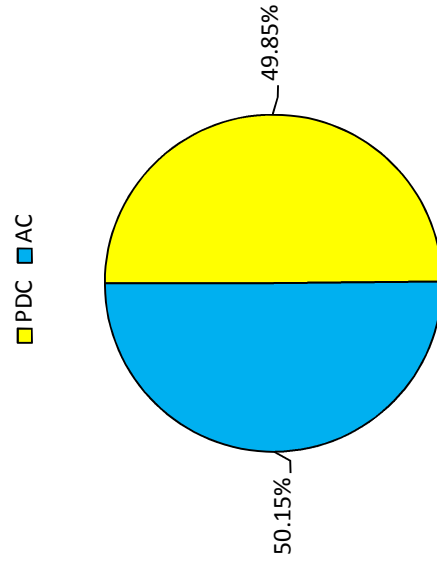
8TH CIRCUIT (MCDOWELL COUNTY)
PDC CASES CLOSED COMPARED TO AC CLAIMS PAID FY 2016

CASE TYPES	PDC	AC	TOTAL	%PDC	%AC	PDC DISBURSEMENTS	AC DISBURSEMENTS	TOTAL	%PDC	%AC
FELONY	148	117	265	55.85%	44.15%	\$410,606.19	\$413,000.14	\$823,606.33	49.85%	50.15%
MISD.	707	146	853	82.88%	17.12%					
MH	5	24	29	17.24%	82.76%					
JUVENILE	52	10	62	83.87%	16.13%					
PAR./PROB	-	1	1	0.00%	100.00%					
TERM/ABUSE	17	63	80	21.25%	78.75%					
HABEAS/SC	-	4	4	0.00%	100.00%					
Muni. Court	-	-	-							
OTHER	70	2	72	97.22%	2.78%					
TOTAL	999	367	1,366	73.13%	26.87%	\$411.02	\$1,125.34			
						AVG PDC COST PER CASE	AVG AC COST PER CASE			

8TH CIRCUIT
CLOSED CASES/CLAIMS PAID



8TH CIRCUIT
PDC/AC DISBURSEMENTS

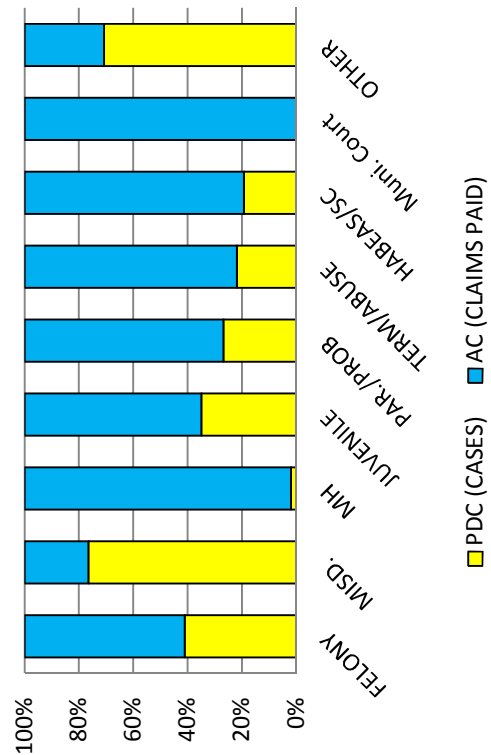


9TH CIRCUIT (MERCER COUNTY)
PDC CASES CLOSED COMPARED TO AC CLAIMS PAID FY 2016

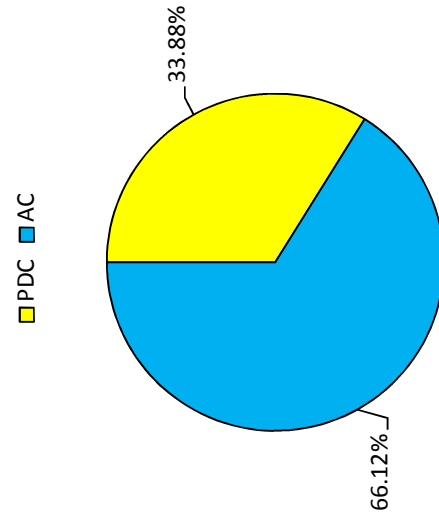
CASE TYPES	PDC	AC	TOTAL	%PDC	%AC	PDC DISBURSEMENTS	AC DISBURSEMENTS	TOTAL	%PDC	%AC
FELONY	344	493	837	41.10%	58.90%	\$920,436.37	\$1,796,451.72	\$2,716,888.09	33.88%	66.12%
MISD.	1,249	383	1,632	76.53%	23.47%					
MH	3	151	154	1.95%	98.05%					
JUVENILE	185	344	529	34.97%	65.03%					
PAR./PROB	30	82	112	26.79%	73.21%					
TERM/ABUSE	105	375	480	21.88%	78.13%					
HABEAS/SC	5	21	26	19.23%	80.77%					
Muni. Court	-	24	24	0.00%	100.00%					
OTHER	145	60	205	70.73%	29.27%					
TOTAL	2,066	1,933	3,999	51.66%	48.34%					
						AVG PDC COST PER CASE	AVG AC COST PER CASE			
						\$445.52	\$929.36			

9TH CIRCUIT

CLOSED CASES/CLAIMS PAID



9TH CIRCUIT
PDC/AC DISBURSEMENTS



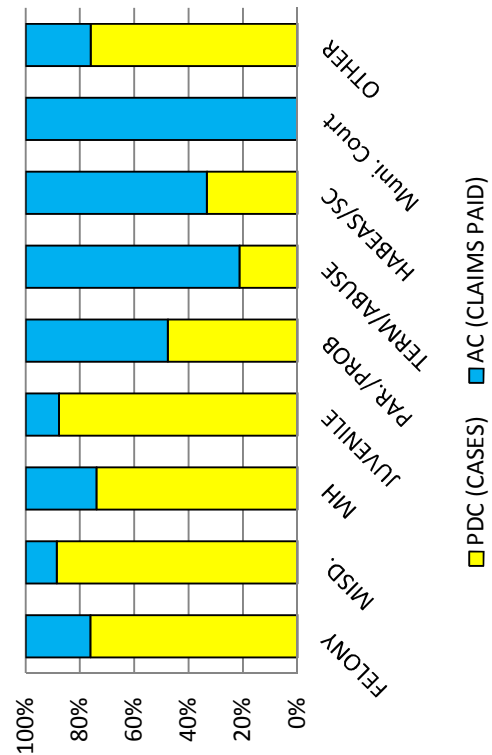
10TH CIRCUIT (RALEIGH COUNTY)
PDC CASES CLOSED COMPARED TO AC CLAIMS PAID FY 2016

CASE TYPES	PDC	AC	TOTAL	%PDC	%AC	PDC		AC		TOTAL	%PDC	%AC
						DISBURSEMENTS	%AC	DISBURSEMENTS	%AC			
FELONY	513	230	743	69.04%	30.96%	\$1,077,148.13		\$1,089,514.75		\$2,166,662.88	49.71%	50.29%
MISD.	1,208	180	1,388	87.03%	12.97%							
MH	96	52	148	64.86%	35.14%							
JUVENILE	189	32	221	85.52%	14.48%							
PAR./PROB	219	39	258	84.88%	15.12%							
TERM/ABUSE	8	448	456	1.75%	98.25%							
HABEAS/SC	-	13	13	0.00%	100.00%							
Muni. Court	-	-	-									
OTHER	82	12	94	87.23%	12.77%							
TOTAL	2,315	1,006	3,321	69.71%	30.29%							

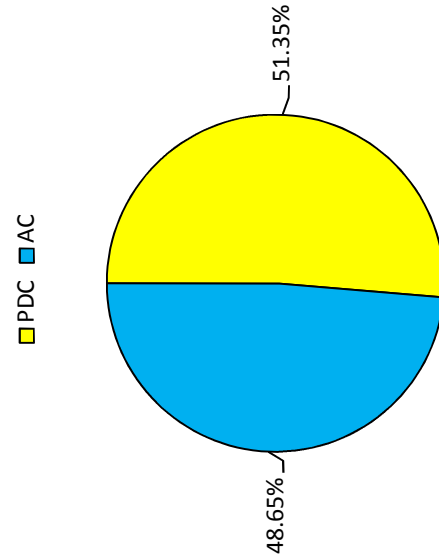
11TH CIRCUIT (GREENBRIER & POCAHONTAS COUNTIES)
PDC CASES CLOSED COMPARED TO AC CLAIMS PAID FY 2016

CASE TYPES	PDC	AC	TOTAL	%PDC	%AC	PDC DISBURSEMENTS	AC DISBURSEMENTS	TOTAL	%PDC	%AC
FELONY	281	88	369	76.15%	23.85%	\$608,513.84	\$576,424.16	\$1,184,938.00	51.35%	48.65%
MISD.	610	79	689	88.53%	11.47%					
MH	54	19	73	73.97%	26.03%					
JUVENILE	121	17	138	87.68%	12.32%					
PAR./PROB	10	11	21	47.62%	52.38%					
TERM/ABUSE	41	152	193	21.24%	78.76%					
HABEAS/SC	2	4	6	33.33%	66.67%					
Muni. Court	-	1	1	0.00%	100.00%					
OTHER	35	11	46	76.09%	23.91%					
TOTAL	1,154	382	1,536	75.13%	24.87%	\$527.31	\$1,508.96			
						AVG PDC COST PER CASE	AVG AC COST PER CASE			

11TH CIRCUIT
CLOSED CASES/CLAIMS PAID



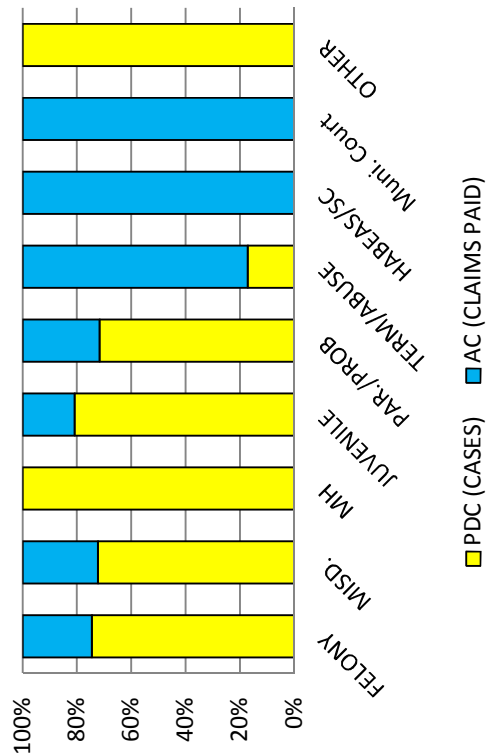
11TH CIRCUIT
PDC/AC DISBURSEMENTS



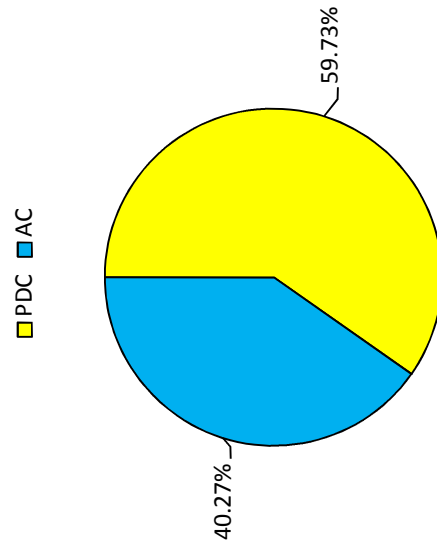
12TH CIRCUIT (FAYETTE COUNTY)
PDC CASES CLOSED COMPARED TO AC CLAIMS PAID FY 2016

CASE TYPES	PDC		AC		TOTAL		%PDC		%AC	
	PDC	AC	PDC	AC	PDC	AC	PDC	AC	PDC	AC
FELONY	293	100	393				74.55%		25.45%	
MISD.	498	191	689				72.28%		27.72%	
MH	28	-	28				100.00%		0.00%	
JUVENILE	38	9	47				80.85%		19.15%	
PAR./PROB	33	13	46				71.74%		28.26%	
TERM/ABUSE	38	183	221				17.19%		82.81%	
HABEAS/SC	-	12	12				0.00%		100.00%	
Muni. Court	-	20	20				0.00%		100.00%	
OTHER	17	-	17				100.00%		0.00%	
TOTAL	945	528	1,473				64.15%		35.85%	
			PDC DISBURSEMENTS		AC DISBURSEMENTS		TOTAL			
			\$577,955.07		\$389,694.40		\$967,649.47			
			AVG PDC COST PER CASE		AVG AC COST PER CASE					
			\$611.59		\$738.06					

12TH CIRCUIT
CLOSED CASES/CLAIMS PAID



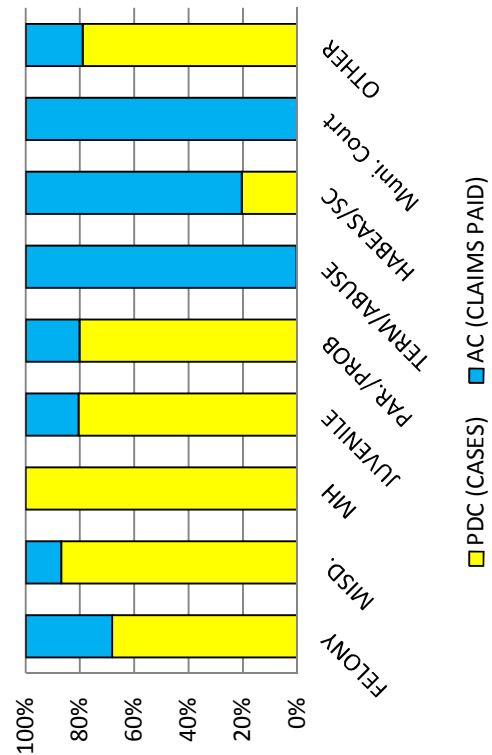
12TH CIRCUIT
PDC/AC DISBURSEMENTS



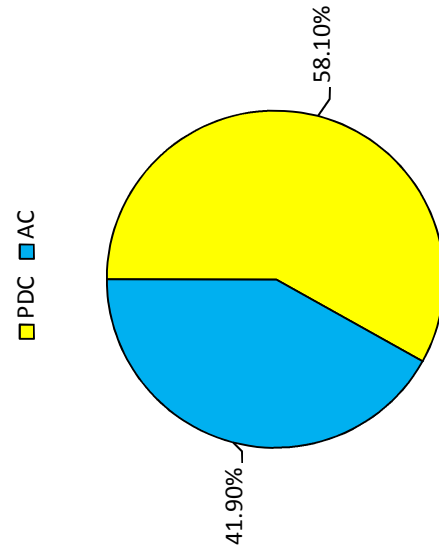
13TH CIRCUIT (KANAWHA COUNTY)
PDC CASES CLOSED COMPARED TO AC CLAIMS PAID FY 2016

CASE TYPES	PDC	AC	TOTAL	%PDC	%AC	PDC DISBURSEMENTS	AC DISBURSEMENTS	TOTAL	%PDC	%AC
FELONY	1,656	774	2,430	68.15%	31.85%	\$2,800,474.42	\$2,019,335.06	\$4,819,809.48	58.10%	41.90%
MISD.	3,585	539	4,124	86.93%	13.07%					
MH	1,210	-	1,210	100.00%	0.00%					
JUVENILE	493	119	612	80.56%	19.44%					
PAR./PROB	331	82	413	80.15%	19.85%					
TERM/ABUSE	2	624	626	0.32%	99.68%					
HABEAS/SC	9	35	44	20.45%	79.55%					
Muni. Court	-	452	452	0.00%	100.00%					
OTHER	184	49	233	78.97%	21.03%					
TOTAL	7,470	2,674	10,144	73.64%	26.36%					
						AVG PDC COST PER CASE	AVG AC COST PER CASE			
						\$374.90	\$755.17			

13TH CIRCUIT
CLOSED CASES/CLAIMS PAID



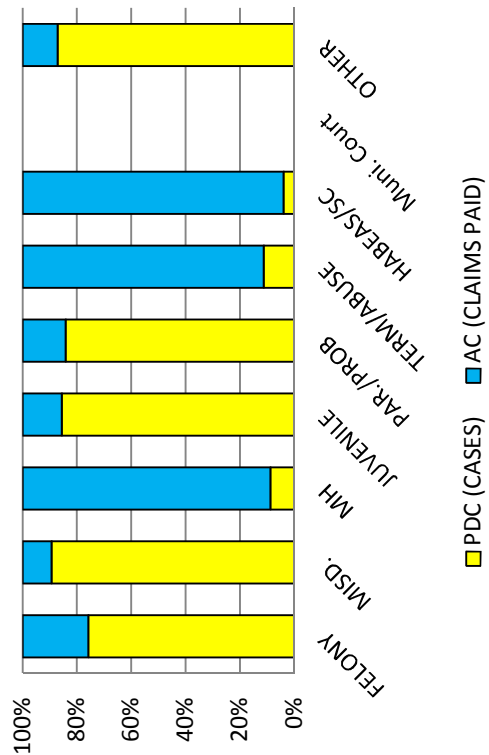
13TH CIRCUIT
PDC/AC DISBURSEMENTS



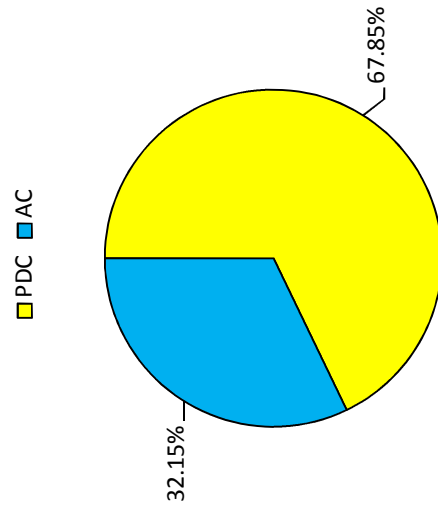
15TH CIRCUIT (HARRISON COUNTY)
PDC CASES CLOSED COMPARED TO AC CLAIMS PAID FY 2016

CASE TYPES	PDC	AC	TOTAL	%PDC	%AC	PDC DISBURSEMENTS	AC DISBURSEMENTS	TOTAL	%PDC	%AC
FELONY	335	107	442	75.79%	24.21%	\$1,055,526.13	\$500,075.19	\$1,555,601.32	67.85%	32.15%
MISD.	659	79	738	89.30%	10.70%					
MH	5	52	57	8.77%	91.23%					
JUVENILE	136	23	159	85.53%	14.47%					
PAR./PROB	96	18	114	84.21%	15.79%					
TERM/ABUSE	13	102	115	11.30%	88.70%					
HABEAS/SC	1	24	25	4.00%	96.00%					
Muni. Court	-	-	-							
OTHER	95	14	109	87.16%	12.84%					
TOTAL	1,340	419	1,759	76.18%	23.82%					
						AVG PDC COST PER CASE	AVG AC COST PER CASE			
						\$787.71	\$1,193.50			

15TH CIRCUIT
CLOSED CASES/CLAIMS PAID



15TH CIRCUIT
PDC/AC DISBURSEMENTS

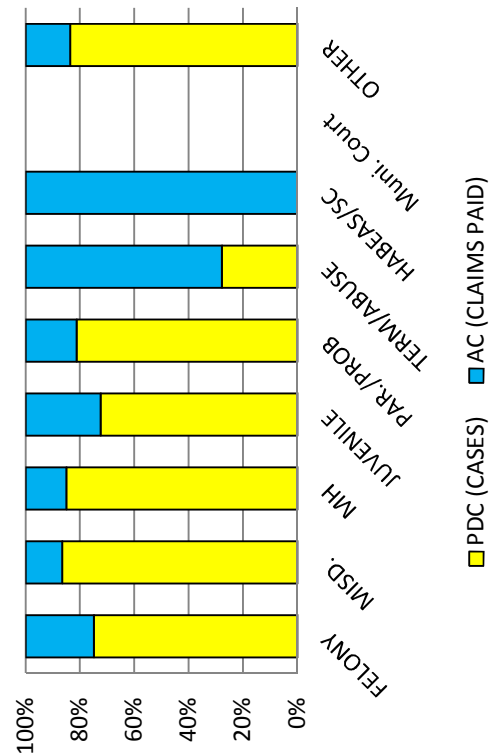


18TH CIRCUIT (PRESTON COUNTY)
PDC CASES CLOSED COMPARED TO AC CLAIMS PAID FY 2016

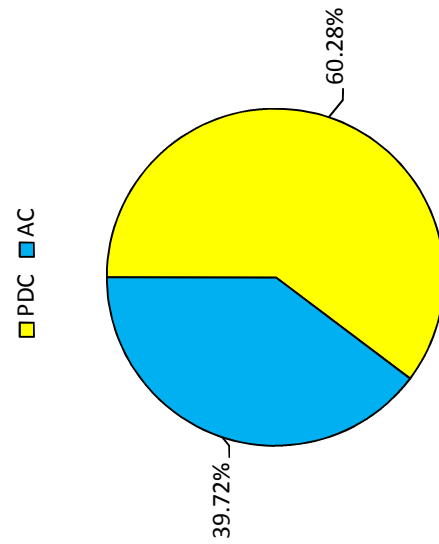
CASE TYPES	PDC		AC		TOTAL		%PDC		%AC	
	PDC	AC	PDC	AC	PDC	AC	PDC	AC	PDC	AC
FELONY	164	55	219	74.89%	25.11%					
MISD.	326	51	377	86.47%	13.53%					
MH	17	3	20	85.00%	15.00%					
JUVENILE	21	8	29	72.41%	27.59%					
PAR./PROB	39	9	48	81.25%	18.75%					
TERM/ABUSE	30	78	108	27.78%	72.22%					
HABEAS/SC	-	4	4	0.00%	100.00%					
Muni. Court	-	-	-							
OTHER	97	19	116	83.62%	16.38%					
TOTAL	694	227	921	75.35%	24.65%					

PDC	AC	AVG PDC COST PER CASE	AVG AC COST PER CASE	TOTAL	%PDC	%AC
\$402,991.19	\$265,527.76	\$580.68	\$1,169.73	\$668,518.95	60.28%	39.72%

18TH CIRCUIT
CLOSED CASES/CLAIMS PAID



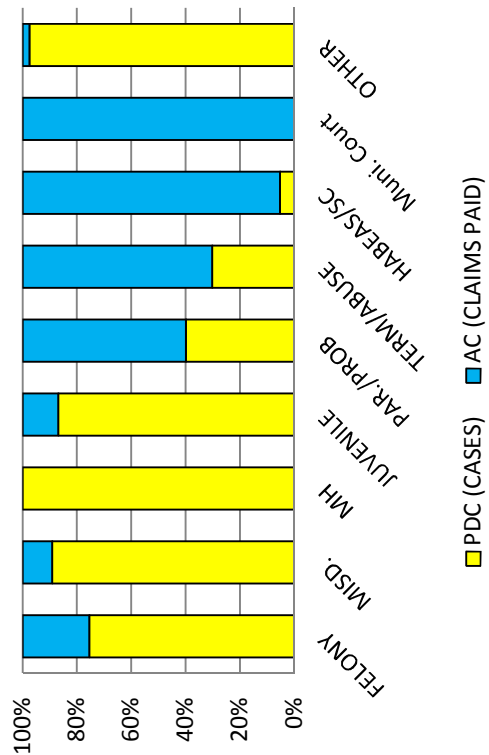
18TH CIRCUIT
PDC/AC DISBURSEMENTS



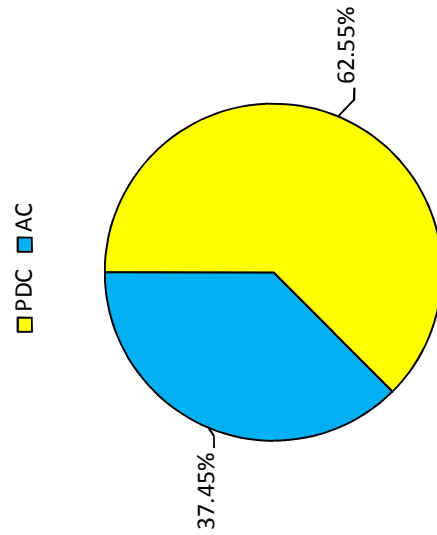
**23RD CIRCUIT (BERKELEY, JEFFERSON & MORGAN COUNTIES)
PDC CASES CLOSED COMPARED TO AC CLAIMS PAID FY 2016**

CASE TYPES	PDC			AC		
	PDC	AC	TOTAL	%PDC	%AC	
FELONY	1,083	353	1,436	75.42%	24.58%	
MISD.	2,245	275	2,520	89.09%	10.91%	
MH	150	-	150	100.00%	0.00%	
JUVENILE	417	63	480	86.88%	13.13%	
PAR./PROB	61	92	153	39.87%	60.13%	
TERM/ABUSE	136	314	450	30.22%	69.78%	
HABEAS/SC	2	36	38	5.26%	94.74%	
Muni. Court	-	8	8	0.00%	100.00%	
OTHER	354	9	363	97.52%	2.48%	
TOTAL	4,448	1,150	5,598	79.46%	20.54%	
	PDC DISBURSEMENTS		AC DISBURSEMENTS	TOTAL	%PDC	%AC
	\$2,725,184.25		\$1,631,304.13	\$4,356,488.38	62.55%	37.45%
	AVG PDC COST PER CASE		AVG AC COST PER CASE			
	\$612.68		\$1,418.53			

**23RD CIRCUIT
CLOSED CASES/CLAIMS PAID**



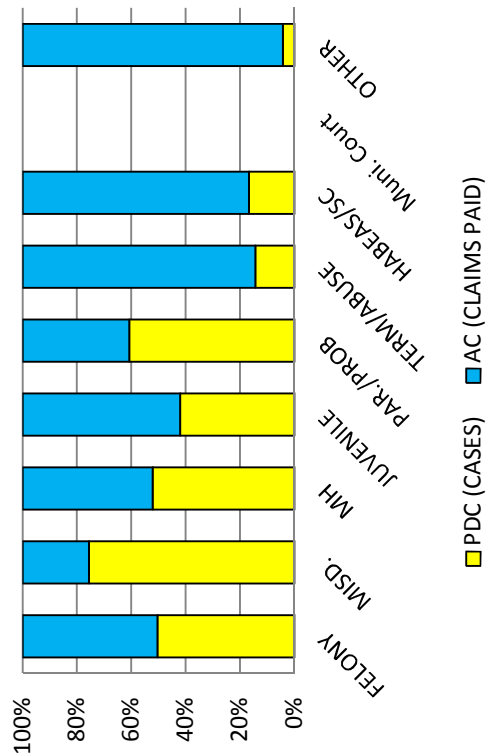
**23RD CIRCUIT
PDC/AC DISBURSEMENTS**



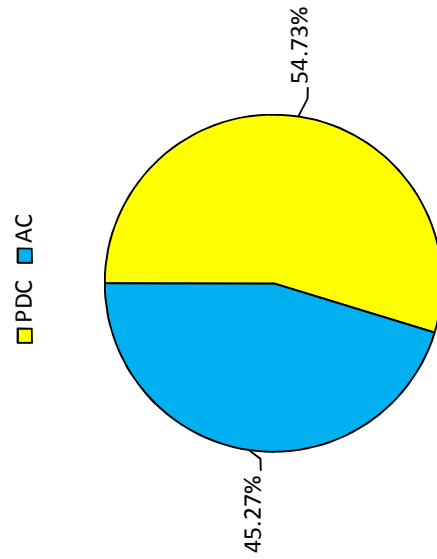
25TH CIRCUIT (BOONE & LINCOLN COUNTIES)
PDC CASES CLOSED COMPARED TO AC CLAIMS PAID FY 2016

CASE TYPES	PDC	AC	TOTAL	%PDC	%AC	PDC DISBURSEMENTS	AC DISBURSEMENTS	TOTAL	%PDC	%AC
FELONY	264	260	524	50.38%	49.62%	\$847,203.72	\$700,752.96	\$1,547,956.68	54.73%	45.27%
MISD.	583	188	771	75.62%	24.38%					
MH	48	44	92	52.17%	47.83%					
JUVENILE	127	175	302	42.05%	57.95%					
PAR./PROB	102	66	168	60.71%	39.29%					
TERM/ABUSE	28	167	195	14.36%	85.64%					
HABEAS/SC	1	5	6	16.67%	83.33%					
Muni. Court	-	-	-							
OTHER	4	91	95	4.21%	95.79%					
TOTAL	1,157	996	2,153	53.74%	46.26%					
						AVG PDC COST PER CASE	AVG AC COST PER CASE			
						\$732.24	\$703.57			

25TH CIRCUIT
CLOSED CASES/CLAIMS PAID



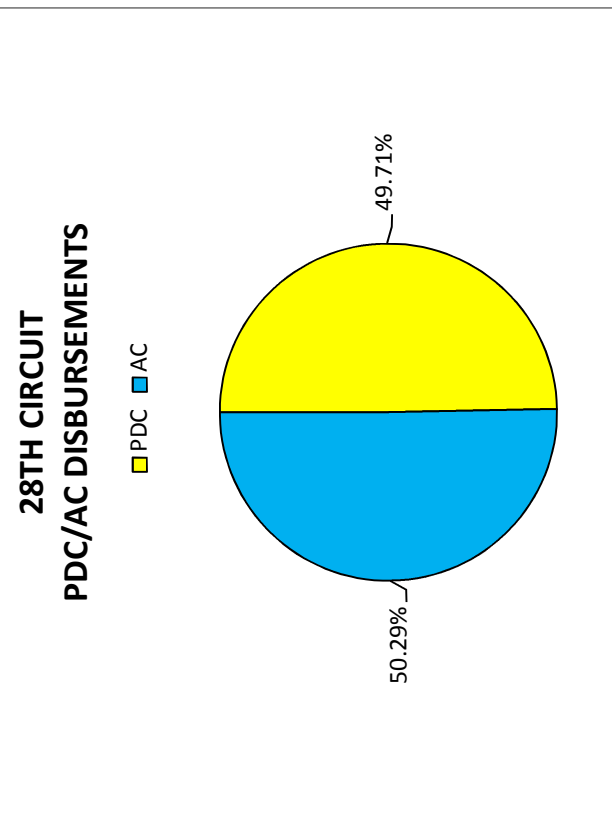
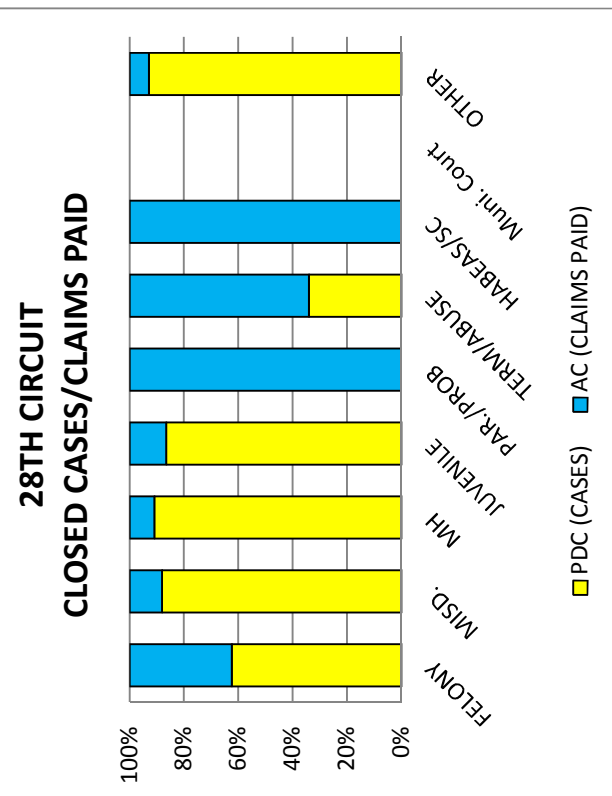
25TH CIRCUIT
PDC/AC DISBURSEMENTS



28TH CIRCUIT (NICHOLAS COUNTY)
PDC CASES CLOSED COMPARED TO AC CLAIMS PAID FY 2016

CASE TYPES	PDC		AC		TOTAL		%PDC		%AC	
	PDC	AC	PDC	AC	PDC	AC	PDC	AC	PDC	AC
FELONY	141	85	226	37.61%						
MISD.	274	37	311	11.90%						
MH	10	1	11	9.09%						
JUVENILE	32	5	37	86.49%						
PAR./PROB	-	5	5	0.00%						
TERM/ABUSE	53	103	156	33.97%						
HABEAS/SC	-	1	1	0.00%						
Muni. Court	-	-	-	100.00%						
OTHER	13	1	14	92.86%						
TOTAL	523	238	761	68.73%						

PDC	AC	TOTAL	AVG PDC COST PER CASE	AVG AC COST PER CASE
\$326,784.31	\$330,631.85	\$657,416.16	\$624.83	\$1,389.21

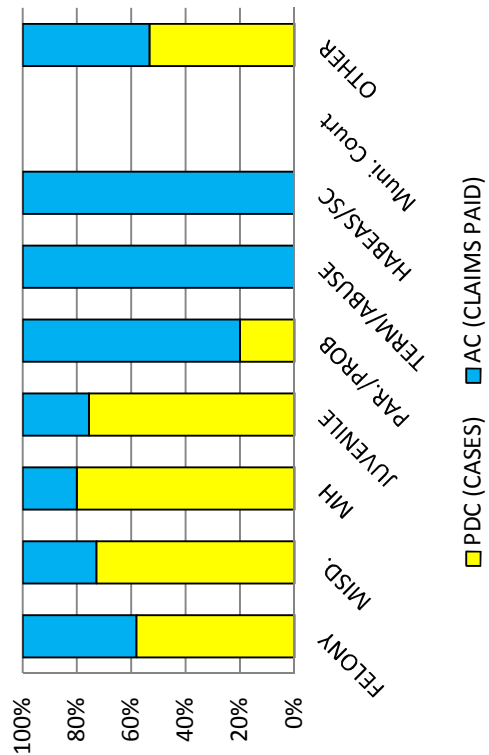


30TH CIRCUIT (MINGO COUNTY)
PDC CASES CLOSED COMPARED TO AC CLAIMS PAID FY 2016

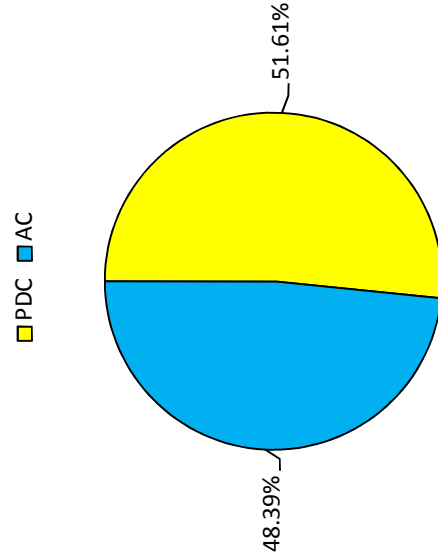
CASE TYPES	PDC		AC		TOTAL		%PDC		%AC	
	PDC	AC	PDC	AC	PDC	AC	PDC	AC	PDC	AC
FELONY	244	176	420				58.10%		41.90%	
MISD.	332	124	456				72.81%		27.19%	
MH	24	6	30				80.00%		20.00%	
JUVENILE	62	20	82				75.61%		24.39%	
PAR./PROB	3	12	15				20.00%		80.00%	
TERM/ABUSE	-	136	136				0.00%		100.00%	
HABEAS/SC	-	12	12				0.00%		100.00%	
Muni. Court	-	-	-							
OTHER	24	21	45				53.33%		46.67%	
TOTAL	689	507	1,196				57.61%		42.39%	

	PDC	AC
DISBURSEMENTS	\$549,286.84	\$515,099.09
AVG PDC COST PER CASE	\$797.22	
AVG AC COST PER CASE		\$1,015.97
TOTAL	\$1,064,385.93	

30TH CIRCUIT
CLOSED CASES/CLAIMS PAID



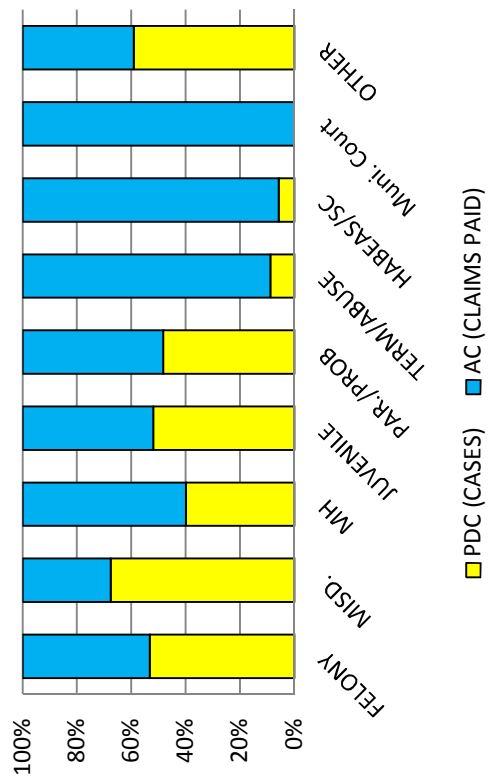
30TH CIRCUIT
PDC/AC DISBURSEMENTS



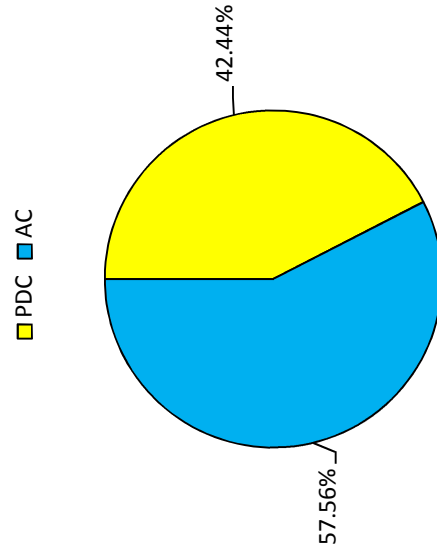
**STATISTICS FOR BOTH PDC AND APPOINTED COUNSEL STATEWIDE
PDC CASES CLOSED COMPARED TO ALL AC CLAIMS PAID FY 2016**

CASE TYPES	PDC	AC	TOTAL	%PDC	%AC	PDC		AC		TOTAL	%PDC	%AC
						DISBURSEMENTS	COST	DISBURSEMENTS	COST			
FELONY	8,434	7,417	15,851	53.21%	46.79%	\$19,017,163.41		\$25,787,233.03		\$44,804,396.44	42.44%	57.56%
MISD.	17,885	8,575	26,460	67.59%	32.41%							
MH	1,723	2,598	4,321	39.88%	60.12%							
JUVENILE	2,407	2,232	4,639	51.89%	48.11%							
PAR./PROB	1,355	1,453	2,808	48.25%	51.75%							
TERM/ABUSE	622	6,452	7,074	8.79%	91.21%							
HABEAS/SC	24	394	418	5.74%	94.26%							
Muni. Court	-	699	699	0.00%	100.00%							
OTHER	1,349	934	2,283	59.09%	40.91%							
TOTAL	33,799	30,754	64,553	52.36%	47.64%							
						AVG PDC COST	PER CASE	AVG AC COST	PER CASE			
						\$562.65		\$838.50				

**STATEWIDE
CLOSED CASES/CLAIMS PAID**



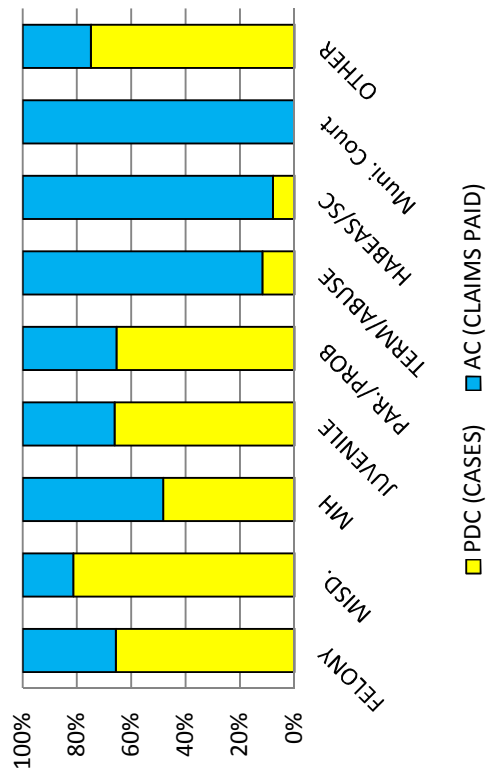
**STATEWIDE
PDC/AC DISBURSEMENTS**



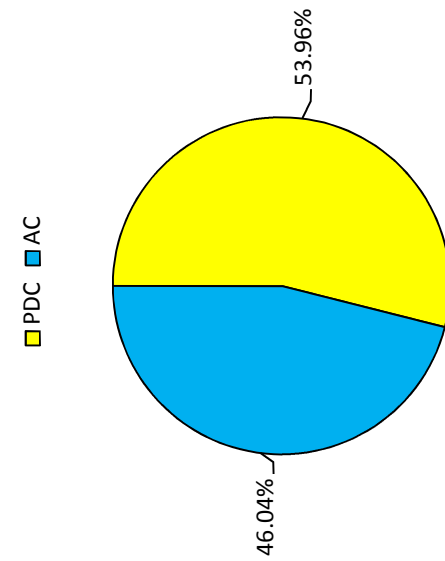
ALL PUBLIC DEFENDER CORPORATION CIRCUITS (18 CIRCUITS 29 COUNTIES) (Excludes Mason County)
PDC CASES CLOSED COMPARED TO AC CLAIMS (WITHIN PDC CIRCUITS) PAID FY 2016

CASE TYPES	PDC	AC	TOTAL	%PDC	%AC	PDC DISBURSEMENTS	AC DISBURSEMENTS	TOTAL	%PDC	%AC
FELONY	8,434	4,396	12,830	65.74%	34.26%	\$19,017,163.41	\$16,228,000.32	\$35,245,163.73	53.96%	46.04%
MISD.	17,885	4,109	21,994	81.32%	18.68%					
MH	1,723	1,844	3,567	48.30%	51.70%					
JUVENILE	2,407	1,231	3,638	66.16%	33.84%					
PAR./PROB	1,355	716	2,071	65.43%	34.57%					
TERM/ABUSE	622	4,693	5,315	11.70%	88.30%					
HABEAS/SC	24	283	307	7.82%	92.18%					
Muni. Court	-	532	532	0.00%	100.00%					
OTHER	1,349	453	1,802	74.86%	25.14%					
TOTAL	33,799	18,257	52,056	64.93%	35.07%	\$562.65	\$888.86			
						AVG PDC COST PER CASE	AVG AC COST PER CASE			

**CLOSED CASES/CLAIMS PAID
WITHIN PDC CIRCUITS**



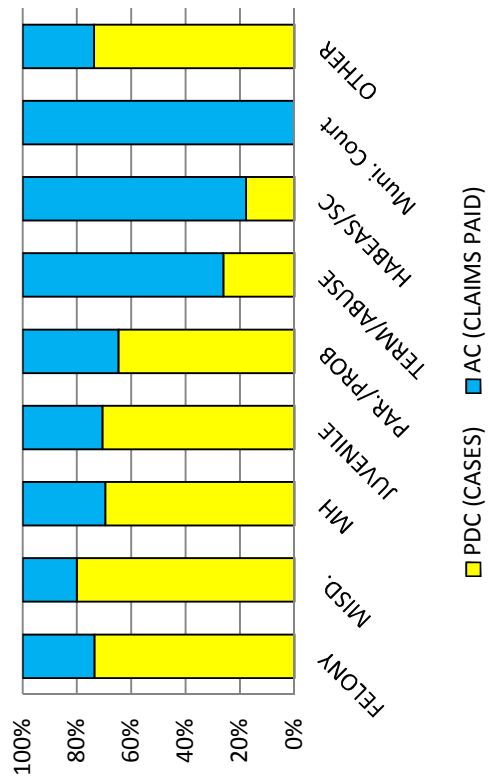
**PDC/AC DISBURSEMENTS
WITHIN PDC CIRCUITS**



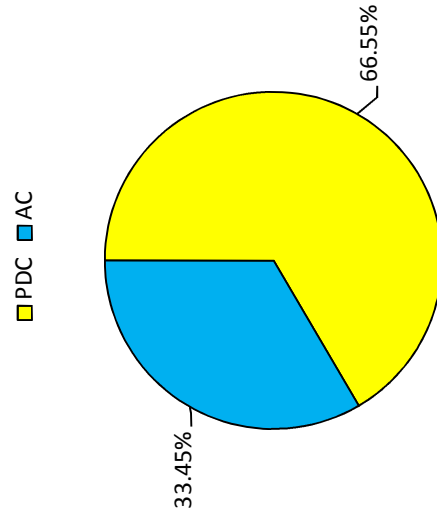
STATISTICS FOR BOTH PDC AND APPOINTED COUNSEL STATEWIDE (LESS AC CLAIMS IN PDC CIRCUITS)
PDC CASES CLOSED COMPARED TO AC CLAIMS PAID FY 2016
(Includes Mason County)

CASE TYPES	PDC	AC	TOTAL	%PDC	%AC	PDC		AC		TOTAL	%PDC	%AC
						DISBURSEMENTS	DISBURSEMENTS	DISBURSEMENTS	DISBURSEMENTS			
FELONY	8,434	3,021	11,455	73.63%	26.37%	\$ 19,017,163.41	\$ 9,559,232.71			\$28,576,396.12	66.55%	33.45%
MISD.	17,885	4,466	22,351	80.02%	19.98%							
MH	1,723	754	2,477	69.56%	30.44%							
JUVENILE	2,407	1,001	3,408	70.63%	29.37%							
PAR./PROB	1,355	737	2,092	64.77%	35.23%							
TERM/ABUSE	622	1,759	2,381	26.12%	73.88%							
HABEAS/SC	24	111	135	17.78%	82.22%							
Muni. Court	-	167	167	0.00%	100.00%							
OTHER	1,349	481	1,830	73.72%	26.28%							
TOTAL	33,799	12,497	46,296	73.01%	26.99%							
						AVG PDC COST	AVG AC COST					
						PER CASE	PER CASE					
						\$562.65	\$764.92					

CLOSED CASES/CLAIMS PAID STATEWIDE (LESS AC IN PDC CIRCUITS)



PDC/AC DISBURSEMENTS STATEWIDE (LESS AC IN PDC CIRCUITS)



Appendix D

Appointed Counsel Payee Totals



Sarah Saul, PDS Paralegal, poses during the keynote address at the 2016 Indigent Defense Conference banquet.

Fees & Expenses Paid by Payee Total Claims in Descending Order

- Attorney Fees
- Direct Expenses
- Rojas

Fees & Expenses Paid by Payee Total Claims in Alphabetical Order

- Attorney Fees
- Direct Expenses
- Rojas

Travel Claims

Top 100 Highly Compensated Panel Attorneys with In/Out of Court Hours – Five Year Comparison (Fiscal Years 2012 – 2016)

**PUBLIC DEFENDER SERVICES
APPOINTED COUNSEL FEES AND EXPENSES PAID
Totals**

Category	TOTAL \$	# OF CLAIMS
Fees	24,777,710.74	35,795
Direct Expenses	959,688.54	924
Rojas	49,833.75	9
Fiscal Year 2016 Total	25,787,233.03	36,728

**PUBLIC DEFENDER SERVICES
APPOINTED COUNSEL FEES AND EXPENSES PAID
FEES (ORDER BY TOTAL \$)**

*	PAYEE	TOTAL \$	# OF CLAIMS	OFFICE LOCATION
*	VICTOR VICTOR & HELGOE LLP	284,363.11	393	CHARLESTON, WV
	MCGRAW LAW OFFICES	279,223.13	262	PROSPERITY, WV
*	KURELAC LAW OFFICE PLLC	268,521.82	155	MOUNDSVILLE, WV
*	HARVEY & JANUTOLO	247,680.92	331	BLUEFIELD, WV
*	WHITT MICHAEL R	206,535.09	85	LEWISBURG, WV
*	CHILDLAW SERVICES INC	194,270.19	136	PRINCETON, WV
*	NANNERS & WILLETT LAW OFFICES OF LC	193,682.95	193	BUCKHANNON, WV
*	SAL SELLARO THORN CULPEPPER LEGAL GROUP PLLC	192,814.95	430	MORGANTOWN, WV
	GARRETT & GARRETT	184,113.63	215	MOOREFIELD, WV
*	RUMORA & RUMORA LC	181,655.19	203	WILLIAMSON, WV
*	EVANS THOMAS HANNA PLLC	176,205.88	180	OCEANA, WV
*	KELLEY DAVID B LAW OFFICE OF	174,892.82	231	BLUEFIELD, VA
	RUTH LAW OFFICES PLLC	172,044.70	305	CHARLESTON, WV
	MOSES JOSEPH J	165,467.01	54	WHEELING, WV
*	KIRKPATRICK LAW OFFICE PLLC	157,400.06	133	BECKLEY, WV
*	GRINDO DANIEL R LAW OFFICE OF PLLC	155,857.50	180	GASSAWAY, WV
	COURTRIGHT LAW OFFICES PLLC	155,234.49	251	HURRICANE, WV
*	CASTEEL LAW FIRM PLLC	149,400.73	178	KINGWOOD, WV
	COREY DANIEL S	147,202.44	138	POCA, WV
*	MOUNTAINEER LEGAL SERVICES PLLC	144,404.40	316	GRAFTON, WV
	CHILDERS SHARON K	142,117.62	118	CHARLESTON, WV
*	NESSER LAW FIRM	141,293.20	103	HUNTINGTON, WV
*	AHLBORN COURTNEY L LAW OFFICE OF PLLC	140,935.97	202	PARKERSBURG, WV
*	MOFFATT CHRISTOPHER G	140,521.20	127	CHARLESTON, WV
*	MORGAN E LAVOYD JR & ASSOCIATES LC	139,797.43	95	LEWISBURG, WV
*	WHITEMAN BURDETTE PLLC	136,397.51	308	FAIRMONT, WV
*	COOKE MICHAEL P	135,611.56	454	BLUEFIELD, WV
	HUGHART LAW OFFICE	134,443.01	103	SISSONVILLE, WV
*	SIKORA SNEAD PLLC	132,700.17	284	MORGANTOWN, WV
	BAYLISS SHAWN D	132,377.91	104	HURRICANE, WV
	ESCUE LAW OFFICE	131,910.23	221	HURRICANE, WV
	BULLMAN & BULLMAN	131,467.17	135	CHARLESTON, WV
*	MAGANN LAW OFFICE PLLC	129,992.32	267	BLUEFIELD, WV
*	FRENCH ELIZABETH A	128,627.74	326	BLUEFIELD, WV
	HAWKINS JAMES E JR	127,980.15	171	BUCKHANNON, WV
	GUNN ERICA BRANNON ATT AT LAW PLLC	126,410.18	445	SPENCER, WV
*	DILLON WELLS H	126,177.72	170	PARKERSBURG, WV
*	MAZZEI ROCCO E	125,465.55	95	CLARKSBURG, WV
	HAMILTON CHARLES R	124,569.06	171	CHARLESTON, WV
*	LOCKWOOD JAMELLA L	123,823.69	180	BUCKHANNON, WV
*	HIVELY HERBERT L	123,359.35	253	CHARLESTON, WV
*	CORNETTE LAW PLLC	123,182.96	129	WESTON, WV
	LONG ROBBY N LAW OFFICE OF LC	123,154.60	159	HAMLIN, WV
*	YOUNG WILLIAM PRENTICE	120,886.08	16	SHEPHERDSTOWN, WV
	SKAGGS G ERNEST	120,554.53	62	FAYETTEVILLE, WV
*	NOLAN LAW FIRM	115,745.38	272	LAVALLETTE, WV
*	STURM HEIDI M GEORGI	114,932.20	113	FAIRMONT, WV
	BLACKWATER LAW PLLC	111,620.07	146	KINGWOOD, WV
	WILLIAMS JOHN E JR	111,599.19	137	PRINCETON, WV
*	MULLENS & MULLENS PLLC	111,408.81	315	PHILIPPI, WV
	BELLOMY & TURNER LC	110,246.28	306	HUNTINGTON, WV

**PUBLIC DEFENDER SERVICES
APPOINTED COUNSEL FEES AND EXPENSES PAID
FEES (ORDER BY TOTAL \$)**

*	PAYEE	TOTAL \$	# OF CLAIMS	OFFICE LOCATION
	ROSINSKY LAW OFFICE	109,040.78	50	HUNTINGTON, WV
*	FLINCHUM LAW	107,804.72	257	PRINCETON, WV
*	COLVIN NICHOLAS FORREST ESQ LAW OFFICE OF PLLC	106,873.57	74	MARTINSBURG, WV
*	JOHNSON REBECCA S LAW OFFICE OF	103,839.75	144	CHARLESTON, WV
	PRENTICE TIMOTHY H	103,478.42	204	ELKINS, WV
*	MORELLI LAW	100,501.00	75	WEIRTON, WV
	CLYBURN BRENT A LAW OFFICE OF	99,601.65	75	MOUNDSVILLE, WV
*	GRUNAU DAVID M	99,266.22	42	MORGANTOWN, WV
*	J A M LAW PLLC	97,896.41	120	HARRISVILLE, WV
*	ANDERSON JOHN CLARK	97,797.88	125	LEWISBURG, WV
*	THOMPSON JOHN M	97,657.93	271	OAK HILL, WV
*	SPENIA LAW OFFICE PLLC	96,906.67	123	BARBOURSVILLE, WV
*	MORGAN DENNIE S	94,166.59	121	MOUNT HOPE, WV
	WHEELER LAW FIRM	93,074.07	150	CHARLESTON, WV
	GARVIN LAW PLLC	92,744.03	53	NUTTER FORT, WV
*	CHATTIN ANDREW B	92,701.85	107	CHARLESTON, WV
	SHERMAN LAWRENCE E JR LC	92,107.44	95	ROMNEY, WV
*	MUNOZ A JOSEPH LAW FIRM OF	91,911.96	107	PARKERSBURG, WV
*	ANDERSON ERIC B PLLC	90,557.02	132	HUNTINGTON, WV
	MOORE DAVID KYLE	90,158.50	115	RIPLEY, WV
*	MONK TERESA C LAW FIRM OF	89,724.16	55	WALTON, WV
*	TYSON DAVID R	88,402.62	151	HUNTINGTON, WV
*	HILL JOHNSON LAW PLLC	87,688.02	83	BELINGTON, WV
*	TATE REBECCA L	87,022.76	57	FAIRMONT, WV
*	SIMMONS HUNTER D	86,895.17	331	BUCKHANNON, WV
*	MURPHY S SEAN PLLC	86,619.03	31	MORGANTOWN, WV
	HATFIELD KAREN S	85,104.96	176	GILBERT, WV
	LORD JASON S	85,042.50	84	CHARLESTON, WV
*	SHAW & SHAW LC	84,386.19	165	POINT PLEASANT, WV
	PANEPINTO MARK D	83,136.16	37	WHEELING, WV
*	BRISCOE L SCOTT	81,883.26	340	DANVILLE, WV
*	BELL SIDNEY H	81,678.15	97	BEAVER, WV
*	NAVY L VICTOR	81,431.05	118	BARBOURSVILLE, WV
	POWELL ERIC K	80,970.86	171	PARKERSBURG, WV
	PRITT & PRITT PLLC	80,070.92	79	CHARLESTON, WV
*	HARMAN MARLA ZELENE	79,913.27	86	FRANKLIN, WV
*	BAILEY DENNIS R	78,917.36	114	CHARLESTON, WV
*	NEISWONGER & WHITE	78,693.27	226	MOUNDSVILLE, WV
*	SOUTHERN WV LAW CLINIC	78,662.64	108	BECKLEY, WV
*	REDDING R STEVEN ATTORNEY AT LAW PLLC	78,533.91	48	MARTINSBURG, WV
*	GAIN LAW OFFICES	78,417.44	80	NUTTER FORT, WV
*	RICHARDSON DAVID B LAW OFFICE	77,605.80	127	WINFIELD, WV
	KETTERING DELLIGATTI LAW OFFICES PLLC	77,573.90	131	FAIRMONT, WV
	WHITEMAN FRANCES C	77,388.66	97	FAIRMONT, WV
*	RODGERS JEFFREY S	77,252.69	113	LEWISBURG, WV
*	BAILEY BRIAN W	77,187.01	136	BUCKHANNON, WV
*	REBROOK EDWARD III	76,356.25	119	CHARLESTON, WV
	HINKLE BRYAN S	76,106.90	146	BUCKHANNON, WV
*	SAAD DIXON LAW OFFICE PLLC	75,902.07	175	HUNTINGTON, WV
	MILLER CHRISTOPHER H	74,500.11	81	MORGANTOWN, WV

**PUBLIC DEFENDER SERVICES
APPOINTED COUNSEL FEES AND EXPENSES PAID
FEES (ORDER BY TOTAL \$)**

*	PAYEE	TOTAL \$	# OF CLAIMS	OFFICE LOCATION
	ARNOLD & BAILEY PLLC	74,173.74	85	CHARLES TOWN, WV
	GUNNOE LAW OFFICE	74,166.33	147	HINTON, WV
*	DEAN LAW OFFICES PLLC	73,931.32	104	SAINT ALBANS, WV
*	SUMMERS WILLIAM B	73,504.68	244	PARKERSBURG, WV
*	OSHOWAY F JOHN	73,141.25	155	GRANTSVILLE, WV
	GENTILOZZI & ASSOCIATES	72,344.27	134	CLARKSBURG, WV
	ASH LAW OFFICE PLLC	71,959.91	142	MORGANTOWN, WV
*	FUDA THOMAS L PLLC	70,329.38	160	PRINCETON, WV
	SCALES LAW OFFICE	70,117.75	41	MARTINSBURG, WV
	CURRY AMOS & ASSOCIATES LC	70,116.68	50	FAIRMONT, WV
*	WEESE HEATHER M LAW OFFICE OF PLLC	69,771.26	38	ELKINS, WV
*	SINKKANEN DREAMA D LAW OFFICES OF	69,370.62	83	CLARKSBURG, WV
	PULLIN FOWLER FLANAGAN BROWN & POE PLLC	69,301.44	203	CHARLESTON, WV
*	LEFLER & BOGGS PLLC	68,688.77	51	BECKLEY, WV
	LACARIA PHILIP A	68,261.25	68	WELCH, WV
*	FAERBER KRISTOPHER	67,986.44	47	LEWISBURG, WV
	ORNDORFF DAVID L	67,897.01	88	BUCKHANNON, WV
*	KELLEY LAW OFFICE	67,825.04	54	HUNTINGTON, WV
	SKLAVOUNAKIS LAW OFFICE	66,685.44	67	WHEELING, WV
*	BAILEY & HOWARD PLLC	66,660.22	58	BARBOURSVILLE, WV
*	KEESEE RYAN HAMILTON	66,244.70	107	SMOOT, WV
*	DUFFY KEVIN C	66,155.20	21	CLAY, WV
	THORNE STEVEN M	65,997.70	137	LOGAN, WV
	CLIFTON JARRELL L	65,916.04	73	MARLINTON, WV
*	KITTLE LAW OFFICE PLLC	65,539.92	47	FAIRMONT, WV
*	CARY LAW OFFICE PLLC	64,844.40	227	CHARLESTON, WV
	JEWELL LAW OFFICE PLLC	63,893.24	67	WILLIAMSON, WV
*	CROMLEY BRYAN S	63,745.63	130	POINT PLEASANT, WV
	APPALACHIAN LAW PLLC	63,512.27	35	MOUNDSVILLE, WV
*	HOLROYD FRED F	63,454.39	114	CHARLESTON, WV
*	HATFIELD BENJAMIN N LAW OFFICES OF	63,196.79	135	BECKLEY, WV
*	TAYLOR & HINKLE ATTORNEY AT LAW INC	62,976.63	99	BECKLEY, WV
	MORGAN WARD LAW OFFICE OF	62,942.42	71	BLUEFIELD, WV
	STEDMAN JASON LAW OFFICES OF	62,531.22	81	MARTINSBURG, WV
*	SEAY ROBERT ROCKWELL	62,516.07	82	PRINCETON, WV
	CLEVINGER JAMES C LAW OFFICE OF	62,349.09	92	WESTON, WV
*	BLAIR JERRY	61,849.76	76	CLARKSBURG, WV
*	WALL RANDALL D	61,614.06	364	HUNTINGTON, WV
	KUENZEL & ASSOCIATES PLLC	61,333.38	104	CHAPMANVILLE, WV
*	WEESE TRACY	60,961.31	8	SHEPHERDSTOWN, WV
*	HINERMAN HOLLY W	60,946.01	94	PENTRESS, WV
	NESTOR WILLIAM T PLLC	60,903.81	92	ELKINS, WV
	HANDLEY & HUNT PLLC	60,877.85	97	POINT PLEASANT, WV
	DAVIS & CHAPMAN PLLC	59,643.56	31	SUMMERSVILLE, WV
	ATTORNEY CRAWLEY-WOODS	59,626.68	38	MARTINSBURG, WV
	CAMPBELL LAW OFFICES	59,572.72	89	CHARLESTON, WV
*	RICE WILLIAM T	59,200.10	39	MARTINSBURG, WV
	STEWART P ZACHARY LAW OFFICE OF	58,882.11	59	WEIRTON, WV
*	MILLS KEVIN D & ASSOCIATES PLLC	58,772.54	16	MARTINSBURG, WV
	HUFFMAN WILLIAM O	58,250.51	87	PRINCETON, WV

**PUBLIC DEFENDER SERVICES
APPOINTED COUNSEL FEES AND EXPENSES PAID
FEES (ORDER BY TOTAL \$)**

*	PAYEE	TOTAL \$	# OF CLAIMS	OFFICE LOCATION
*	FOLICKMAN & TURKETT LAW OFFICE OF PLLC	57,980.89	94	FAIRMONT, WV
	NELSON LEGAL SERVICES LC	57,881.28	103	PETERSBURG, WV
	WATSON KEVIN J ATTORNEY AT LAW	57,321.28	49	MARTINSBURG, WV
	ROAHRIG RANDAL W	56,919.17	25	PRINCETON, WV
	MCCOY JAMES A	56,899.11	61	HAMLIN, WV
*	LUPARDUS LAW OFFICE	56,838.88	151	PINEVILLE, WV
	WINDOM LAW OFFICES PLLC	56,628.52	40	HARRISVILLE, WV
*	MICK REBECCA E	56,519.99	97	CHARLESTON, WV
	VAN ZANT SUSAN J LC	56,466.01	87	WILLIAMSON, WV
	COLLINS LAW FIRM	56,433.64	57	KEYSER, WV
*	HARDY ROY T	56,205.96	104	KEYSER, WV
	MATHERLY JEFFREY K	55,794.78	34	MARTINSBURG, WV
	KARICKHOFF DAVID	55,606.07	134	SUTTON, WV
	BOWERS & BOWERS PLLC	55,507.31	50	FRANKLIN, WV
	CLAY PAUL O JR	55,191.99	33	FAYETTEVILLE, WV
	BAILEY REGGIE R	55,167.15	144	PARKERSBURG, WV
*	HOLLANDSWORTH RICHARD W	55,020.54	104	WHEELING, WV
	CROCKETT LAW	54,943.72	43	FALLING WATERS, WV
*	WIEDEL DIANA CARTER	54,222.87	90	WILLIAMSON, WV
	MCQUADE RUTH A LAW OFFICE OF	53,681.63	78	SHEPHERDSTOWN, WV
	WHITE MAX H PLLC	53,432.78	119	KEYSER, WV
*	FLANIGAN LAW OFFICE	53,401.15	81	PRINCETON, WV
	SANTER & SANTER	52,872.05	126	PARKERSBURG, WV
*	SHOUGH SCOTT A	52,793.63	124	FAIRMONT, WV
	SELDEN LAW OFFICES LC	52,404.48	52	BECKLEY, WV
	MANYPENNY RAINES LAW OFFICE PLLC	52,399.51	76	CHESTER, WV
*	CAMPBELL & SMITH PLLC	52,348.27	125	CHARLESTON, WV
	DOUGLASS ERNEST M	52,330.28	138	PARKERSBURG, WV
*	REES JAMES B	51,583.10	51	FAYETTEVILLE, WV
	SHAFFER MARTIN V	51,491.00	26	MARLINTON, WV
	CALLAGHAN & CALLAGHAN PLLC	51,098.95	44	SUMMERSVILLE, WV
	CARY JAMES T	50,847.50	87	WEIRTON, WV
*	SHUMATE ABDEW R	50,843.01	87	CHARLESTON, WV
	GUTMANN RICHARD M LC	50,725.42	65	MORGANTOWN, WV
*	LYALL JERRY M	50,648.26	66	WILLIAMSON, WV
	DUNLAP ROBERT ESQ PLLC	50,471.46	93	BECKLEY, WV
	JURCO JOHN M	50,380.34	31	ST CLAIRSVILLE, OH
	HOUCK G TODD ATTORNEY AT LAW LC	49,934.64	96	MULLENS, WV
*	DOLANCE JACK C PLLC	49,630.78	23	WAYNE, WV
*	CONRAD & CONRAD	49,436.06	49	FAYETTEVILLE, WV
*	RONALD G SALMONS ATTORNEY AT LAW PLLC	49,360.71	88	WEST HAMLIN, WV
*	DEMOSS DAVID B	49,297.84	91	FAIRMONT, WV
	CZARNIK R THOMAS & ASSOCIATES	48,986.51	70	PRINCETON, WV
	MYERS JESSICA E	48,323.65	46	PARKERSBURG, WV
	KRESCH LAW FIRM	48,277.74	69	HUNTINGTON, WV
	WILLIAMS TRENA LAW OFFICE OF PLLC	48,208.86	76	WESTON, WV
	WLO MANAGEMENT LLC	47,256.88	52	HUNTINGTON, WV
	DYER LAW OFFICES	46,822.13	24	CLARKSBURG, WV
*	DAVIS GREGG PHILLIP	46,653.63	73	ARTHURDALE, WV
	RIST LAW OFFICES LC	46,417.17	81	FAYETTEVILLE, WV

**PUBLIC DEFENDER SERVICES
APPOINTED COUNSEL FEES AND EXPENSES PAID
FEES (ORDER BY TOTAL \$)**

*	PAYEE	TOTAL \$	# OF CLAIMS	OFFICE LOCATION
	WALLACE MICHAEL K	46,150.18	69	SOUTH CHARLESTON, WV
	HOLDREN JASON D	46,002.49	73	GALLIPOLIS, OH
	PARTAIN LAW OFFICE	45,876.73	29	LOGAN, WV
*	PARROTT MATTHEW	45,857.52	55	PRINCETON, WV
	GREEN LISA A LAW OFFICE OF	45,850.69	34	SHEPHERDSTOWN, WV
	NOGAY CATHRYN A	45,812.43	28	WEIRTON, WV
*	MAIER LAW OFFICE LLC	45,437.31	53	HINTON, WV
*	CONWAY LAW OFFICE	45,095.12	85	HUNTINGTON, WV
	STEPTOE & JOHNSON	44,775.21	7	BRIDGEPORT, WV
	STEPHENS GLORIA M	44,540.53	42	WELCH, WV
	WOLFE B SCOTT LAW OFFICE OF PLLC	44,400.14	47	HARRISVILLE, WV
	NOONE ROBERT T	44,194.66	41	GADSDEN, AL
*	EACHUS MICHAEL N	43,791.85	45	GALLIPOLIS, OH
	MOORE DAVID K	43,132.28	29	RIPLEY, WV
*	SCHEETZ CHRISTOPHER A	42,657.08	47	FOLLANSBEE, WV
*	PARKULO JOHN F	42,627.94	42	DANIELS, WV
*	COLLINS LAW OFFICE PLLC	42,495.67	95	CHARLESTON, WV
*	CURNUTTE LAW OFFICE	42,388.66	67	ELKINS, WV
	TIPTON LAW OFFICES	41,691.13	78	FAIRMONT, WV
	ROSE PADDEN PETTY TAYLOR & LILLY LC	41,664.92	44	FAIRMONT, WV
	ASHLEY ANITA HAROLD	41,551.01	133	SPENCER, WV
	FARNSWORTH LAW OFFICE	41,526.54	67	PARKERSBURG, WV
*	BROCK MATTHEW C	41,403.33	52	WEIRTON, WV
*	WARMAN CHERYL L	41,351.41	71	MORGANTOWN, WV
	CARLTON ROBERT H LAW OFFICE	41,118.31	51	WILLIAMSON, WV
	GEARY & GEARY LC	40,925.89	80	PETERSBURG, WV
	FAIR MATTHEW H	40,754.56	49	ELKINS, WV
	MCCLURE GOAD PLLC	40,413.39	150	HUNTINGTON, WV
*	PENNINGTON WILLIAM L	40,009.41	65	MORGANTOWN, WV
*	YOUNGER C CHRISTOPHER	39,551.50	17	WILLIAMSON, WV
	HAYNIE BELINDA A	39,456.33	45	MORGANTOWN, WV
*	RYAN KOURTNEY A & ASSOCIATES	39,404.04	28	BUCKHANNON, WV
	WILSON CHRISTOPHER M LAW OFFICE OF PLLC	39,287.59	62	FAIRMONT, WV
*	HALL DWIGHT R	39,137.15	51	ELKINS, WV
	BRAGG STEVEN M LAW OFFICE OF PLLC	39,128.11	72	BARBOURSVILLE, WV
*	JACOVETTY GERALD G JR LC	38,980.67	245	WHEELING, WV
	HOBBS MARK E	38,964.00	30	CHAPMANVILLE, WV
*	ASBURY LAW OFFICE PLLC	38,805.82	18	CLAY, WV
*	COOK LAW OFFICES PLLC	38,751.13	100	BARBOURSVILLE, WV
	BAUMGARTEL ROLF E	38,728.01	90	MARIETTA, OH
	WOLFE LAW OFFICE PLLC	37,592.36	112	LOGAN, WV
	HARSH LAW LC	37,532.35	34	PARKERSBURG, WV
*	WILSON LAW OFFICE	37,133.71	112	KEYSER, WV
*	FITTRO JONATHAN	37,043.51	24	CLARKSBURG, WV
	GREENBAUM STEVEN A ESQ ATTORNEY AT LAW PLLC	37,027.01	64	BALTIMORE, MD
	MASCIO DAVID A LAW OFFICE OF	36,947.21	39	WEIRTON, WV
	COOPER CHRISTOPHER W	36,412.83	84	DAVIS, WV
	FAIRCLOTH LAURA & ASSOCIATES LAW OFFICES OF	36,213.06	43	MARTINSBURG, WV
	PHILLIPS P TODD	36,211.81	32	MORGANTOWN, WV
*	KING WAYNE	35,873.81	16	CLAY, WV

**PUBLIC DEFENDER SERVICES
APPOINTED COUNSEL FEES AND EXPENSES PAID
FEES (ORDER BY TOTAL \$)**

*	PAYEE	TOTAL \$	# OF CLAIMS	OFFICE LOCATION
*	DINARDI PETER D	35,853.34	24	MORGANTOWN, WV
	THARP LIOTTA & YOKUM LLP	35,694.52	44	FAIRMONT, WV
*	HERSHBERGER LAW OFFICE	35,431.58	37	WHEELING, WV
	FRANCIS ERIC M	35,250.12	25	LEWISBURG, WV
	HUNTER LAW OFFICE	35,112.20	53	SCOTT DEPOT, WV
*	YANNI LAW FIRM	34,719.50	45	MARTINSBURG, WV
	BREWER & GIGGENBACH PLLC	34,540.42	32	MORGANTOWN, WV
	RILEY V ALAN ATTORNEY AT LAW PLLC	34,498.98	67	ROMNEY, WV
	SHUMAKER J BRANDON	34,408.23	32	MORGANTOWN, WV
	YOST BRIAN D	34,186.12	33	HURRICANE, WV
	KUHN & HAINES LC	33,798.34	83	KEYSER, WV
	HART DAVID W	33,700.52	57	ELKINS, WV
	JUDY & JUDY	32,871.12	72	MOOREFIELD, WV
	MORGAN TONY	32,847.32	63	GRANTSVILLE, WV
	JOHNSTON HOLROYD & ASSOCIATES	32,410.10	47	PRINCETON, WV
	SNYDER & HASSIG	31,903.64	25	NEW MARTINSVILLE, WV
*	DALBY NANCY A ATTY AT LAW PLLC	31,796.21	16	SHEPHERDSTOWN, WV
	BALL GREGORY K	31,781.50	36	PRINCETON, WV
	CASELL & CREWE PC	31,655.97	57	WYTHEVILLE, VA
	ASHTON & CRAWLEY WOODS PLLC	31,103.11	28	MARTINSBURG, WV
*	MEADOWS TODD R	30,693.15	12	ONA, WV
	DONADIEU MICHAEL R	30,562.97	19	HEDGESVILLE, WV
	STEWART JOYCE E	30,381.58	34	MOOREFIELD, WV
*	KIRBY GILBERT & ASHLEY LC	30,301.39	51	BECKLEY, WV
*	PRICE LOUIE T	30,230.99	27	CHARLESTON, WV
	ROOP & SMITH LAW OFFICE PLLC	30,108.88	12	BECKLEY, WV
*	PANCAKE JANE ANN	30,006.33	29	BARBOURSVILLE, WV
	KATZ KANTOR STONESTREET & BUCKNER PLLC	29,814.81	50	PRINCETON, WV
*	WILDMAN ERIC KEITH	29,786.39	78	FAIRMONT, WV
*	ESTEP LAW OFFICE PLLC	29,687.93	35	HUNTINGTON, WV
*	STALNAKER CHARLES E	29,651.97	113	PARKERSBURG, WV
	BRILL JONATHAN G PLLC	29,205.85	24	ROMNEY, WV
	BOWEN LAW OFFICE PLLC	29,153.58	44	WEST HAMLIN, WV
	TORRES GEORGE M	29,134.36	50	PARKERSBURG, WV
	DAVIS R STEPHEN	28,871.01	11	BECKLEY, WV
	SMITH RICHARD D JR LAW OFFICES OF	28,673.36	81	PARKERSBURG, WV
	BURTON KILGORE & BALDWIN PLLC	28,375.33	57	PRINCETON, WV
	CONAWAY & CONAWAY	28,352.59	67	MADISON, WV
	STARCHER & FRUM PLLC	28,137.69	54	PARKERSBURG, WV
	LONG LAW OFFICES PLLC	28,066.85	63	SCOTT DEPOT, WV
	HART LAW OFFICE	27,740.72	30	BECKLEY, WV
	ERHARD CRAIG P LAW OFFICES OF PLLC	27,717.28	70	FAIRMONT, WV
*	SNODGRASS LORA LAW OFFICE OF	27,522.61	85	PARKERSBURG, WV
	PRALL THOMAS J	27,365.28	77	WESTON, WV
	STEPHENS RICHARD D	27,168.02	45	MARTINSBURG, WV
*	ALLENDER LAW OFFICE PLLC	27,008.76	33	KINGWOOD, WV
	PRATT LENA D	26,956.20	24	LOGAN, WV
	HATFIELD & HATFIELD PLLC	26,863.68	45	MADISON, WV
	BUCY WINIFRED L	26,737.18	12	BECKLEY, WV
*	HUSON ALLISON K	26,570.24	18	HUNTINGTON, WV

**PUBLIC DEFENDER SERVICES
APPOINTED COUNSEL FEES AND EXPENSES PAID
FEES (ORDER BY TOTAL \$)**

*	PAYEE	TOTAL \$	# OF CLAIMS	OFFICE LOCATION
	OURS JOHN G	26,548.01	50	PETERSBURG, WV
	BOTTNER & SKILLMAN	26,341.80	52	CHARLES TOWN, WV
	WILLIAMS PAUL ATTORNEY AT LAW PLLC	26,289.65	43	SUMMERSVILLE, WV
	KLIE LAW OFFICES PLLC	26,204.61	18	BUCKHANNON, WV
*	SPANO JOSEPH H JR	26,147.06	48	CHARLESTON, WV
	TICHENOR LAW OFFICE	26,140.64	30	FAIRMONT, WV
	SHAFFER & SHAFFER	25,992.10	46	MADISON, WV
	MCINTYRE-NICHOLSON RACHELLE D	25,528.56	15	CLARKSBURG, WV
*	CONLEY LAW OFFICE PLLC	25,479.31	35	PARKERSBURG, WV
	ROSS KRISTEN E	25,183.20	38	BECKLEY, WV
	SAMMONS OLIVERO & PARASCHOS PLLC	25,167.52	10	HUNTINGTON, WV
*	HUMBERSON DON A	24,903.29	16	WEIRTON, WV
	GREINER & CYRUS LC	24,705.08	32	HUNTINGTON, WV
	BRAGG TRISTAN CLARK ATTORNEY AT LAW PLLC	24,665.78	23	SHADY SPRING, WV
	ROLLO LANCE E	24,574.60	40	MORGANTOWN, WV
	JUBA-PLUMLEY ROSALEE	24,386.17	38	ELEANOR, WV
	RICHARDSON RICHARDSON & CAMPBELL	24,332.33	82	PARKERSBURG, WV
	MORGAN DAMON B	23,985.90	102	POINT PLEASANT, WV
	CRAFT LAW FIRM PLLC	23,839.00	44	NEW MARTINSVILLE, WV
	GORDON MARGARET A	23,770.33	9	BERKELEY SPRINGS, WV
	BISCHOFF LAW FIRM PLLC	23,754.49	17	SUMMERSVILLE, WV
*	KOHOUT EDWARD R LAW OFFICES OF PLLC	23,418.13	91	MORGANTOWN, WV
	ROLLO EDMUND J	23,351.71	39	MORGANTOWN, WV
	ANTOLINI KRISTEN D	23,275.43	38	MORGANTOWN, WV
	BOGARAD SHARON N	23,179.91	9	WEIRTON, WV
	BARNETT KENNETH J LC	23,158.68	17	SUMMERSVILLE, WV
*	KLATT LAW OFFICES PLLC	22,984.02	18	WHEELING, WV
	LOCKWOOD & LOCKWOOD	22,973.21	27	HUNTINGTON, WV
	MICHAEL NELSON M LC	22,228.99	81	KEYSER, WV
*	KRATOVIL LAW OFFICES PLLC	22,056.84	31	CHARLES TOWN, WV
	PELLEGRIN MARK P	21,748.68	67	MORGANTOWN, WV
	WRIGHT LACY W	21,713.39	22	WELCH, WV
	CAMILLETTI DAVID A ATTORNEY AT LAW LC	21,334.66	9	CHARLES TOWN, WV
	KEATON FRAZER & MILLESON PLLC	21,276.94	86	ROMNEY, WV
	SAVILLE ROYCE B PLLC	21,213.37	67	ROMNEY, WV
	BUCK DALE LAW OFFICE OF PLLC	21,080.64	31	MARTINSBURG, WV
*	THOMPSON LAW OFFICE PLLC	21,030.49	9	WILLIAMSON, WV
	BLACK ERIC S	20,996.01	31	MARTINSBURG, WV
	HYER & LITTLEPAGE	20,967.23	15	POINT PLEASANT, WV
*	KARR THOMAS B	20,941.29	106	VIENNA, WV
	ADKINS LAW OFFICE PLLC	20,820.34	34	ONA, WV
	HARBOUR PAULA L PLLC	20,491.35	19	HUNTINGTON, WV
	HAMILTON NEAL J	20,171.78	21	FAIRMONT, WV
	SITES LAW FIRM	20,077.60	57	KEYSER, WV
	STEED DEBRA L PLLC	19,653.50	25	PARKERSBURG, WV
*	HOLSTEIN LAW OFFICE	19,620.67	36	HURRICANE, WV
	HILL DAVID L	19,488.40	47	HURRICANE, WV
	WALTERS & HEISHMAN PLLC	19,446.92	53	MOOREFIELD, WV
	WORKMAN ELLIOTT E PLLC	19,345.97	47	MADISON, WV
	HOOSIER LAW FIRM PLLC	19,146.02	2	SCOTT DEPOT, WV

**PUBLIC DEFENDER SERVICES
APPOINTED COUNSEL FEES AND EXPENSES PAID
FEES (ORDER BY TOTAL \$)**

*	PAYEE	TOTAL \$	# OF CLAIMS	OFFICE LOCATION
	WESTON LAW A LEGAL CORP	19,111.82	27	HUNTINGTON, WV
	MORAN JANE LAW OFFICES	18,577.36	34	WILLIAMSON, WV
	HAYDEN & ASSOCIATES LC	18,517.86	37	BECKLEY, WV
	CASSIDY COGAN SHAPELL & VOEGELIN LC	18,224.90	2	WHEELING, WV
*	FROBLE MICHAEL E	18,182.63	26	BECKLEY, WV
*	WINTERS J MINGO ATTORNEY AT LAW PLLC	18,180.30	31	BECKLEY, WV
	HARVEY MATTHEW L	18,172.93	33	MARTINSBURG, WV
	SMITH CLINTON W	18,127.98	59	CHARLESTON, WV
	SMITH MCMUNN & GLOVER PLLC	18,029.06	21	CLARKSBURG, WV
	BIDDLE JACQUELYN STOUT	18,016.90	16	HUNTINGTON, WV
	TYREE EMBREE & ASSOCIATES PLLC	17,881.56	52	HURRICANE, WV
	HENDRICKS PETER A	17,818.97	2	MADISON, WV
	CILIBERTI LAW OFFICE PLLC	17,804.00	27	FAYETTEVILLE, WV
	REGULA RAE LYNN	17,770.81	11	BROWNFIELD, PA
	BEAN & BEAN	17,499.61	38	MOOREFIELD, WV
*	STARCHER KENNY R	17,472.91	31	CHARLESTON, WV
	MARTINO GARY J	17,319.51	39	FAIRMONT, WV
	TAYLOR JENNIFER N	17,316.64	62	CHARLESTON, WV
	HEDGES & LYONS PLLC	17,247.59	30	MORGANTOWN, WV
*	FUGATE LORA L	17,119.91	5	HARTS, WV
	ROBINSON & MCELWEE	17,002.72	12	CHARLESTON, WV
	CLINE COLIN M ATTY AT LAW	16,750.32	21	PRINCETON, WV
*	CARR LAW OFFICES PLLC	16,659.95	52	SAINT MARYS, WV
*	SIRK TIMOTHY M	16,629.09	23	KEYSER, WV
	BROWN-BAILEY COLLEEN MICHELLE	16,290.49	12	BECKLEY, WV
	LOVE JAY CARTER	15,779.50	143	HUNTINGTON, WV
	ARONSON FINEMAN & DAVIS CO LPA	15,686.11	16	EAST LIVERPOOL, OH
	COCHRAN ASHLEY N	15,584.05	33	LOGAN, WV
	MCQUEEN DAVIS PLLC	15,481.50	12	HUNTINGTON, WV
*	RAY LAW PLLC	15,325.32	21	MORGANTOWN, WV
	LOGUE SEAN PLLC	15,324.40	14	CARNEGIA, PA
*	ARBUCKLE DOUGLAS H	15,316.66	43	LEWISBURG, WV
	DIEHL LAW PLLC	15,248.45	11	MARTINSBURG, WV
*	HAGER & LAWSON PLLC	15,166.91	49	PRINCETON, WV
	KEPPLE LAW FIRM PA	14,996.36	18	OAKLAND, MD
	CICCARELLO DEL GUIDICE & LAFON	14,971.14	20	CHARLESTON, WV
*	ERITANO REBECCA L	14,848.87	16	KINGWOOD, WV
	MOYE LAW OFFICE	14,806.25	41	WINFIELD, WV
	STOLLINGS HARLEY E	14,803.38	19	SUMMERSVILLE, WV
*	NEW STEPHEN P LC	14,710.13	13	BECKLEY, WV
*	REDMAN & PAYNE	14,655.13	8	CHARLESTON, WV
	HARPER SETH LAW OFFICE OF PLLC	14,349.81	24	RIPLEY, WV
	DONEGHY BRENDAN	14,336.23	36	CHARLESTON, WV
*	TINGLER GREGORY R	14,266.24	22	ELKINS, WV
*	NOEL WILLIAM C	14,204.35	10	MORGANTOWN, WV
*	SAFCSAK MICHAEL LAW OFFICE OF PLLC	14,169.65	12	FAIRMONT, WV
	FORESTER WILLIAM T	14,059.28	45	LEXINGTON, KY
	GALL D CONRAD	13,974.26	34	FAIRMONT, WV
	BAKER & HONAKER PLLC	13,873.28	31	RIPLEY, WV
	HENDERSON HENDERSON & STAPLES LC	13,704.30	12	HUNTINGTON, WV

**PUBLIC DEFENDER SERVICES
APPOINTED COUNSEL FEES AND EXPENSES PAID
FEES (ORDER BY TOTAL \$)**

*	PAYEE	TOTAL \$	# OF CLAIMS	OFFICE LOCATION
	MOOREHEAD CHRISTOPHER S	13,495.38	28	FAYETTEVILLE, WV
	PRIM LAW FIRM PLLC	13,419.48	36	HURRICANE, WV
	THOMPSON DAVID G	13,343.53	74	PINEVILLE, WV
*	ALBERTY MICHAEL C	13,328.50	7	WHEELING, WV
	PENNINGTON DEANNA L	13,327.43	23	MORGANTOWN, WV
*	SCHAMBERGER LEGAL SERVICES	13,305.60	15	CLAY, WV
	HINKLE AMBER R	13,159.52	18	BECKLEY, WV
	MOORE LAW FIRM PLLC	13,058.55	25	FRANKLIN, WV
	CARR JOHN A ATTORNEY AT LAW PLLC	12,921.62	13	CHARLESTON, WV
	SUTTON & JANELLE PLLC	12,781.50	7	MARTINSBURG, WV
	ABRAHAM & ILDERTON PLLC	12,716.45	43	LOGAN, WV
	SIMMERMAN LAW OFFICE PLLC	12,666.26	3	CLARKSBURG, WV
	FRENCH MICHAEL A	12,665.46	16	BLUEFIELD, WV
*	CASTEEL & ALLENDER PLLC	12,580.51	26	KINGWOOD, WV
*	MOORE HARRY W JR LAW OFFICES OF	11,980.36	10	MOUNDSVILLE, WV
	NEELY & CALLAGHAN	11,945.69	13	CHARLESTON, WV
*	WALKER LELA ATTY AT LAW PLLC	11,832.39	17	OCEANA, WV
	HERNDON STEPHEN D	11,814.18	8	WHEELING, WV
*	DAVIS KEVIN P	11,632.00	28	CHARLESTON, WV
	MAZE LESLIE L	11,545.68	10	ELIZABETH, WV
	ANGOTTI MARY BETH	11,457.01	17	GRANVILLE, WV
	SHARLEY MICHAEL J	11,413.73	25	WESTOVER, WV
	DOOLEY LAW FIRM	11,377.74	22	CHARLESTON, WV
	EVANS J M LAW LLC	11,344.32	25	GALLIPOLIS, OH
*	CISCO-STURGELL KATHRYN	11,340.50	10	WILLIAMSON, WV
	WHITE & CLYBURN LAW OFFICES	11,309.77	39	MOUNDSVILLE, WV
	MICHAEL GREGORY G	11,309.46	43	FAIRMONT, WV
*	YOUNGER CULLEN C ATTORNEY AT LAW	11,221.00	13	WILLIAMSON, WV
	FAST LAW OFFICE LC	11,104.91	5	FAYETTEVILLE, WV
*	CHASE JOHN K IV	10,958.90	19	MOUNDSVILLE, WV
	ORTEZA AILYNN MAE	10,860.52	2	MORGANTOWN, WV
*	CHAPMAN LAW PLLC	10,674.38	38	DUNBAR, WV
	LANTZ LAW OFFICE	10,658.77	9	MOUNDSVILLE, WV
	BAILESS LAW PLLC	10,490.70	1	CHARLESTON, WV
	TAYLOR PAUL G	10,456.29	13	MARTINSBURG, WV
	BROWN SCOTT C LAW OFFICE	10,206.87	7	WHEELING, WV
	MCCAMIC SACCO & MCCOID PLLC	10,150.51	5	WHEELING, WV
	WINTER KURT J	10,021.40	34	BURGETTSTOWN, PA
	HASSAN LAW OFFICE	9,880.17	17	WELCH, WV
	SANTA BARBARA M LAW OFFICE	9,831.74	25	MARTINSBURG, WV
*	GARLOW RICHELLE KEENER	9,811.60	10	SAINT ALBANS, WV
	HUDNALL MARK D	9,638.02	18	SUMMERSVILLE, WV
	SHOCKLEY JAMES B	9,550.89	28	MORGANTOWN, WV
	GIANOLA BARNUM BECHTEL & JECKLIN LC	9,485.07	13	MORGANTOWN, WV
	HARRIS WILSON TURNER & DAVISSON PLLC	9,456.28	8	CLARKSBURG, WV
*	EVERETT MARK ATTORNEY AT LAW PLLC	9,407.84	20	MORGANTOWN, WV
*	PRICE SHANNON NICOLE	9,363.12	14	BEECH BOTTOM, WV
	BLYLER HOWARD J	9,250.15	44	COWEN, WV
	CLINE GENTILE DELLA	9,185.81	5	WILLIAMSON, WV
	POWELL & MAJESTRO PLLC	9,140.97	15	CHARLESTON, WV

**PUBLIC DEFENDER SERVICES
APPOINTED COUNSEL FEES AND EXPENSES PAID
FEES (ORDER BY TOTAL \$)**

*	PAYEE	TOTAL \$	# OF CLAIMS	OFFICE LOCATION
	FORBES LAW OFFICES PLLC	9,123.48	4	CHARLESTON, WV
	LUSK KYLE G	8,681.21	15	BECKLEY, WV
*	WILCOX TIMBERA C	8,655.20	32	CHARLESTON, WV
	HENRY REGINALD D ATTORNEY AT LAW PLLC	8,621.50	13	BECKLEY, WV
	ESTES LISA A	8,499.50	10	HURRICANE, WV
	LOUDERBACK ROBIN R	8,391.99	9	CHARLESTON, WV
	HYLTON LAW OFFICE PLLC	8,387.29	12	BEAVER, WV
	VITAL RICHARD L	8,340.48	14	BARBOURSVILLE, WV
	COOPER & PRESTON PLLC	8,217.94	1	PARSONS, WV
*	MCCLUNG LAW OFFICES	8,114.89	26	CHARLESTON, WV
	TRIPLETT & TRIPLETT LC	8,067.75	1	ELKINS, WV
	KUHL LAW OFFICE PLLC	7,867.99	27	SCOTT DEPOT, WV
	ROKISKY & ASSOCIATES	7,856.68	1	WEIRTON, WV
	HODGES & RIFFLE PLLC	7,718.75	12	FAIRMONT, WV
	QUALLS ALVIE E	7,596.39	22	HUNTINGTON, WV
	JAMES LAW FIRM	7,569.16	33	KEYSER, WV
	GREER LAW OFFICES PLLC	7,455.56	8	CLARKSBURG, WV
	BAILEY JAVINS & CARTER LC	7,399.59	2	SUMMERSVILLE, WV
	SAYRE TRAVIS LAW OFFICE OF	7,379.91	5	PARKERSBURG, WV
*	PLANTS LAW FIRM PLLC	7,216.97	11	CHARLESTON, WV
*	SANDERS AUSTIN FLANIGAN	7,147.39	13	PRINCETON, WV
	WHITE THOMAS E	7,138.06	13	MOUNDSVILLE, WV
	STAPLETON LAW OFFICES LC	7,109.51	11	HUNTINGTON, WV
	HALL KAREN L	7,097.95	10	MORGANTOWN, WV
	STONE ROBERT C JR PLLC	6,960.85	3	MARTINSBURG, WV
	WOODS JEFF C LAW OFFICE OF	6,924.76	15	SCOTT DEPOT, WV
	PRESTON & SALANGO PLLC	6,902.83	12	CHARLESTON, WV
	BUSCH ZURBUCH & THOMPSON PLLC	6,680.01	4	ELKINS, WV
	HOWLEY LOREN B	6,601.49	8	GRANTSVILLE, WV
	MOYE LISA M	6,480.86	9	WINFIELD, WV
	MARSH LAW OFFICE PLLC	6,456.76	7	CHARLESTON, WV
	DAVIS LAW FIRM	6,428.66	15	CLARKSBURG, WV
	BUSH FRANK P JR LAW OFFICE OF	6,424.45	19	ELKINS, WV
	BATTEN LAW FIRM	6,295.47	8	MARTINSBURG, WV
*	KAVITZ LAW PLLC	6,259.69	25	CHARLESTON, WV
*	TREADWAY JOHN H JR	6,238.53	11	MOOREFIELD, WV
	MAUSER BERNARD R	6,110.55	19	SUTTON, WV
	BRANCAZIO HELEN M	6,097.63	5	WEIRTON, WV
	HAMSTEAD & ASSOCIATES LC	6,082.31	6	CHARLES TOWN, WV
	GLASS DEFENSE FIRM	5,946.86	3	CLARKSBURG, WV
*	FLEEGLE KRISTA L	5,929.81	3	SAINT MARYS, WV
	HOOD LAW OFFICES	5,905.81	13	WHEELING, WV
*	WHITE JUSTIN LAW OFFICE OF	5,775.13	15	SPENCER, WV
	EASTON BRENT ATTORNEY AT LAW PLLC	5,758.82	22	DAVIS, WV
	BOWLES RICE LLP	5,683.46	5	CHARLESTON, WV
	ELLEM LAW OFFICE	5,620.60	7	PARKERSBURG, WV
*	BURTON LAW OFFICE	5,601.39	1	MORGANTOWN, WV
*	FUSCARDO DANTE MICHAEL	5,592.26	8	FOLLANSBEE, WV
	WOODS JOHN	5,499.30	42	BELLEVILLE, WV
	FRAGILE PAT C	5,493.50	8	BECKLEY, WV

**PUBLIC DEFENDER SERVICES
APPOINTED COUNSEL FEES AND EXPENSES PAID
FEES (ORDER BY TOTAL \$)**

*	PAYEE	TOTAL \$	# OF CLAIMS	OFFICE LOCATION
*	WHITE KEITH ATTORNEY AT LAW	5,370.43	4	SAINT MARYS, WV
*	DEVORE MATTHEW E LAW FIRM OF	5,174.90	8	PARKERSBURG, WV
	EAGLOSKI N EDWARD	5,165.18	24	HURRICANE, WV
	SIMMONS & SIMMONS LC	5,160.61	2	ELIZABETH, WV
	DIXON SARAH E	5,160.08	4	HUNTINGTON, WV
	BYRER F SAMUEL PLLC	5,028.59	3	CHARLES TOWN, WV
	SHAFFER LAW OFFICES	4,795.63	10	WHEELING, WV
	POORE MESHEA L LAW OFFICE OF	4,689.68	9	CHARLESTON, WV
	SCHARF WILLIAM H	4,617.32	4	CHARLESTON, WV
	GRAVES LAW FIRM PLLC	4,610.98	11	ST MARYS, WV
	TENNANT LAW OFFICES	4,600.89	1	WHEELING, WV
*	BLEVINS MICHAEL T	4,564.70	19	SAINT ALBANS, WV
*	JARRELL DON R LAW OFFICES OF	4,472.50	1	WAYNE, WV
	BURCHAM JEFFREY G	4,456.82	13	MARTINSBURG, WV
	BOGGS APRYLL H LAW FIRM PLLC	4,233.72	10	HURRICANE, WV
	YOHO AARON PAUL	4,229.14	12	MORGANTOWN, WV
	GIBSON LEFLER & ASSOCIATES	4,197.31	10	PRINCETON, WV
	SELARIO MICHAEL D	4,195.09	14	CLARKSBURG, WV
	BLAIR LAW FIRM PLLC	4,156.66	16	HURRICANE, WV
	GRAVES MATTHEW F PLLC	4,145.79	5	ST MARYS, WV
	VARNEY DONALD GEOFFREY	3,947.83	7	ASHLAND, KY
	ROSENLIEB DUANE C JR	3,879.98	4	SAINT ALBANS, WV
	CASELL & PRINZ PLLC	3,874.84	6	CHARLES TOWN, WV
	ATKINSON & POLAK PLLC	3,855.77	4	CHARLESTON, WV
	FRIEND & ROZAS LLC	3,813.15	10	CUMBERLAND, MD
*	PRITT ALAN L	3,634.73	8	CHARLESTON, WV
*	DAVIS JEFFERY A	3,583.50	9	CLAY, WV
	BODEN NEIL V	3,551.24	1	BECKLEY, WV
	HELTZEL ANTHONY HARRISON	3,520.06	11	SHADY SPRING, WV
	BRYAN CARSON N	3,435.50	8	CHARLESTON, WV
	DITRAPANO BARRETT DIPIERO MCGINLEY & SIMMONS PLLC	3,417.22	2	CHARLESTON, WV
	KAYSER LAYNE & CLARK PLLC	3,360.44	15	POINT PLEASANT, WV
	LEGAL AID OF WEST VIRGINIA INC	3,331.47	2	CHARLESTON, WV
	MORTON JOYCE H	3,312.17	4	WEBSTER SPRINGS, WV
	RODRIGUEZ VANESSA LYNN LAW OFFICES OF	3,310.11	14	FAIRMONT, WV
	ROHRIG FREDERICK M DEAN	3,299.84	4	MIDDLEBOURNE, WV
	HILL SUSIE ATTORNEY AT LAW PLLC	3,298.95	2	CROSS LANES, WV
	GREGORY J LAW FIRM LC	3,160.34	4	OAKLAND, MD
	BEAVERS LAW FIRM PLLC	2,945.50	1	BLUEFIELD, WV
	CLARKE D RANDALL	2,940.20	1	CHARLESTON, WV
	TOOR MARK A	2,811.44	2	CHARLESTON, WV
*	HARDISON JOHN B ATTORNEY AT LAW PLLC	2,798.00	8	CHARLESTON, WV
	SPADARO LAURA E	2,607.60	1	GLEN JEAN, WV
	BARRAT ROBERT E	2,601.73	8	MARTINSBURG, WV
	RYAN WILLIAM D	2,548.43	4	ST CLAIRSVILLE, OH
	MCNEER HIGHLAND MCMUNN & VARNER LC	2,425.33	4	CLARKSBURG, WV
	MAJESTRO CYNTHIA A	2,398.04	2	CHARLESTON, WV
*	NOVOBILSKI JEROME R	2,342.31	11	CLAY, WV
	MORRIS LAW OFFICE PLLC	2,328.06	3	CHARLESTON, WV
	HILL LAW FIRM PLLC	2,179.15	1	CHARLESTON, WV

**PUBLIC DEFENDER SERVICES
APPOINTED COUNSEL FEES AND EXPENSES PAID
FEES (ORDER BY TOTAL \$)**

*	PAYEE	TOTAL \$	# OF CLAIMS	OFFICE LOCATION
*	MULLINS-TAYLOR MINDI M	2,173.09	18	PRINCETON, WV
	LASH FRANKLIN W	2,140.51	2	WHEELING, WV
	WRIGHT STEVEN MCKAY	2,094.26	1	HUNTINGTON, WV
	NUTTALL LEGAL LLC	2,090.62	1	BUCKHANNON, WV
	HARMON SARAH W	2,050.38	18	PRINCETON, WV
	MCGEELAW	1,986.73	5	CHARLESTON, WV
	BUTLER JOHN M	1,895.50	2	SAINT MARYS, WV
	GOLDSTEIN RICHARD M	1,881.00	1	PRINCETON, WV
	FARRELL WHITE & LEGG PLLC	1,830.07	1	HUNTINGTON, WV
	LORD HOOSIER PLLC	1,828.83	7	CHARLESTON, WV
	ADAMS FISHER & CHAPPELL PLLC	1,797.50	1	RIPLEY, WV
	BAILEY & WYANT PLLC	1,674.67	1	WHEELING, WV
	WRIGHT DAYA MASADA LAW OFFICE OF PLLC	1,672.85	1	BUCKHANNON, WV
	HAYDEN & HART PLLC	1,629.38	6	BECKLEY, WV
	SUPPLE LAW OFFICES PLLC	1,597.50	9	POINT PLEASANT, WV
	GIGGENBACH MELISSA J	1,553.91	1	MORGANTOWN, WV
	LOSCH & MCCOURT PLLC	1,518.10	3	SUMMERSVILLE, WV
	TURNER & JOHNS PLLC	1,487.16	1	CHARLESTON, WV
*	GERLACH LAW	1,438.50	2	WAYNE, WV
	TACKETT MICHELLE L ATTORNEY AT LAW PLLC	1,420.50	6	HUNTINGTON, WV
	SPILMAN THOMAS & BATTLE PLLC	1,373.93	4	CHARLESTON, WV
	FORD LAW FIRM	1,363.44	5	LEWISBURG, WV
	KUPEC & ASSOCIATES PLLC	1,335.70	2	CLARKSBURG, WV
	BARNEY LAW PLLC	1,302.16	2	HURRICANE, WV
	TUCKER GREGORY A PLLC	1,295.11	5	SUMMERSVILLE, WV
	PATTON DREW LAW OFFICE	1,243.50	1	SPENCER, WV
	BEVER DARLA A	1,240.50	2	VIENNA, WV
*	BROOKS JOHN B	1,175.26	3	MORGANTOWN, WV
	CARDOSO LEANNE B	1,160.00	8	MORGANTOWN, WV
	WEST CHARLES STANFORD	1,133.86	1	WILLIAMSON, WV
	ALBERT & SULLIVAN LLP	1,081.65	5	WHEELING, WV
*	STEELE BRANDON S	1,077.44	6	BECKLEY, WV
	PEYTON LAW FIRM PLLC	1,063.66	1	NITRO, WV
	TISSUE PHILIP J	1,026.10	5	OAK HILL, WV
	ZIMAROWSKI THOMAS	1,009.53	5	MORGANTOWN, WV
	SPURLOCK JAMES E	915.40	1	HUNTINGTON, WV
	BURDETTE KRISTINE ADELE	902.28	4	FAIRMONT, WV
	FRALEY LEGAL SERVICES	888.29	3	REEDSVILLE, WV
	SHAHEEN MICHAEL J	790.12	2	ST CLAIRSVILLE, OH
	LAISHLEY JOHN	750.77	1	HUNTINGTON, WV
	POOL DELBY B & ASSOCIATES	741.04	1	CLARKSBURG, WV
	HARDWAY DAN LAW OFFICE PLLC	707.77	1	COWEN, WV
	ROHRIG & HICKMAN PLLC	705.23	1	MIDDLEBOURNE, WV
	CARRICO LAW OFFICES LC	695.10	1	CHARLESTON, WV
	BARRY CHAD D LC	652.28	4	HUNTINGTON, WV
	RADMAN SCOTT S	636.50	1	MORGANTOWN, WV
	ZERBE CARTER & ASSOCIATES PLLC	595.94	3	CHARLESTON, WV
	FREDEKING & FREDEKING LAW OFFICES LC	594.59	5	HUNTINGTON, WV
	WOOTON & WOOTON	593.00	5	BECKLEY, WV
	KAY CASTO & CHANEY PLLC	577.55	3	CHARLESTON, WV

**PUBLIC DEFENDER SERVICES
APPOINTED COUNSEL FEES AND EXPENSES PAID
FEES (ORDER BY TOTAL \$)**

*	PAYEE	TOTAL \$	# OF CLAIMS	OFFICE LOCATION
	HOLTZAPFEL LAW OFFICES PLLC	537.28	1	HURRICANE, WV
	MORELAND STEPHEN W	457.00	3	ROMNEY, WV
*	CRANE JENNIFER DAY	441.18	1	FAYETTEVILLE, WV
	ADAMS LEGAL GROUP PLLC	435.80	1	DELLSLOW, WV
	DEMARINO SHELLY PLLC	429.50	1	GLENVILLE, WV
	TSORAS THEODORE L	349.79	1	POWHATON POINT, OH
	SPONAUGLE & SPONAUGLE	297.50	1	FRANKLIN, WV
	WOOTON WOOTON & DAVIS PLLC	288.50	2	BECKLEY, WV
*	VARNEY CECIL C KENTUCKY LAW OFFICE OF PSC	275.50	1	WILLIAMSON, WV
	PATTERSON THOMAS K A LEGAL CORP	185.00	1	BECKLEY, WV
*	GREENE TRACIE L	117.65	1	CHARLESTON, WV
	SOUDERS MELISHA D	101.78	1	HANCOCK, MD
	FARMER CLINE & CAMPBELL PLLC	97.00	1	CHARLESTON, WV
*	SCOTT JOHN A	72.00	1	CLARKSBURG, WV
	APPOINTED COUNSEL VOUCHERS	24,777,710.74	35,795	

PUBLIC DEFENDER SERVICES
APPOINTED COUNSEL FEES AND EXPENSES PAID
DIRECT EXPENSE VOUCHERS (DESCENDING ORDER BY TOTAL \$)

*	PAYEE	TOTAL \$	# OF CLAIMS	OFFICE LOCATION
	TRI S INVESTIGATIONS INC	115,656.37	148	PARKERSBURG, WV
	FORENSIC PSYCHIATRY PLLC	66,614.58	40	HUNTINGTON, WV
	VAUGHAN INVESTIGATIONS	43,872.43	85	BRADLEY, WV
	PATE PHILIP E	36,877.82	19	WINCHESTER, VA
*	CONFIDENTIAL INVESTIGATIONS & SERVICES	34,851.16	85	CHARLESTON, WV
	CLAYMAN & ASSOCIATES PLLC	33,574.13	12	CHARLESTON, WV
	MARANATHA PROFESSIONAL SERVICES LLC	27,868.79	31	DANIELS, WV
	WOODS INVESTIGATIONS	27,177.22	21	BECKLEY, WV
*	JONES INVESTIGATIONS	25,994.82	23	BLUEFIELD, WV
	COOPERS INVESTIGATIVE AGENCY	25,078.81	22	BRIDGEPORT, WV
*	CABELLS PRIVATE INVESTIGATION	23,569.57	52	CABIN CREEK, WV
	CORNELL INVESTIGATIONS	18,754.54	28	HARRISVILLE, WV
	PETERS LARRY A INC	18,232.47	10	WINCHESTER, VA
	COMMONWEALTH NEUROPSYCHOLOGY CONSULTING LLC	17,685.83	2	MIDLOTHLAN, VA
	LANE INVESTIGATIONS LLC	17,576.47	6	GRAYSON, KY
	SPECIAL SECURITY SERVICES LLC	16,262.53	2	BAKER, WV
	VOSKANIAN POGOS H	14,873.00	1	HUNTINGDON VALLEY, PA
	FREMOUW SIGLEY PSYCHOLOGICAL ASSOC PLLC	14,750.00	10	MORGANTOWN, WV
	ORION STRATEGIES LLC	14,600.00	2	CHARLESTON, WV
	USIPA	12,329.78	9	SAINT ALBANS, WV
	KRADEL PAUL F	11,069.56	3	SHEPHERDSTOWN, WV
*	TURNING POINT INVESTIGATIVE SERVICES	10,721.09	18	SAINT ALBANS, WV
	SHOMER ROBERT	10,366.58	1	ENCINO, CA
	BODE CELLMARK FORENSICS INC	9,496.66	2	LORTON, VA
	PSYCHOLOGICAL CONSULTING INC	8,375.00	6	MARTINSBURG, WV
	BAKER ANDREW M MD PLLC	8,117.01	1	EDEN PRAIRIE, MN
	SAAR PSYCHOLOGICAL GROUP PLLC	7,887.50	6	SOUTH CHARLESTON, WV
	MOUNTAIN STATE PSYCHOLOGICAL SERVICES PLLC	7,850.00	4	KEYSER, WV
	COMMONWEALTH MEDICAL LEGAL SERVICES	7,606.25	3	LOUISVILLE, KY
	EASTERN PSYCHOLOGICAL SERVICES INC	7,100.00	7	ROMNEY, WV
	DNA DIAGNOSTICS CENTER INC	7,041.76	1	FAIRFIELD, OH
	CHERRY BIOMETRICS INC	7,007.00	2	FALLS CHURCH, VA
	DANIEL JOHN S III	6,989.33	1	MIDLOTHIAN, VA
	UNIVERSITY HEALTH ASSOCIATES	6,825.00	3	MORGANTOWN, WV
	BUZZO BILL J	6,468.60	8	BLUEFIELD, WV
	SENSEI ENTERPRISES INC	6,364.72	2	FAIRFAX, VA
	AMMONS GARY W	6,300.00	2	CLARKSBURG, WV
	BERNSTEIN LAWSON F MD PC	5,922.61	2	PITTSBURGH, PA
	HENDERSHOT PROCESS SERVING & INVESTIGATIONS	5,917.16	6	PARKERSBURG, WV
	FORENSIC ANALYTICAL SCIENCES INC	5,850.00	1	HAYWARD, CA
	RONE CARL M	5,736.05	2	PHILADELPHIA, PA
	HARLOW STACY LLC	5,547.24	31	PARKERSBURG, WV
	WYATT WILLIAM J	5,401.25	4	HURRICANE, WV
*	CAPITOL CITY INVESTIGATIONS LLC	5,366.39	8	CHARLESTON, WV
	MACKENZIE GROUP LLC	5,239.50	2	SEARCY, AR
	TORNSEY JACK R	5,200.00	2	MORGANTOWN, WV
	LAW-SCIENCE TECHNOLOGIES INC	5,115.38	2	WEST MILTON, OH
*	MORRISON STEPHEN PRIVATE INVESTIGATIONS	5,000.22	6	HUNTINGTON, WV
	WECHT CYRIL H & PATHOLOGY ASSOCIATES INC	5,000.00	1	PITTSBURGH, PA
	INTL MEDICAL LEGAL FORENSIC EXPERTS LLC	4,970.30	1	HUNTSVILLE, AL
	FORENSIC FIREARMS TRAINING SEMINARS INC	4,950.00	1	ELLENWOOD, GA

PUBLIC DEFENDER SERVICES
APPOINTED COUNSEL FEES AND EXPENSES PAID
DIRECT EXPENSE VOUCHERS (DESCENDING ORDER BY TOTAL \$)

*	PAYEE	TOTAL \$	# OF CLAIMS	OFFICE LOCATION
	MINOR JOHN B	4,815.00	1	ODESSA, TX
	COMPUTER RESCUE REPAIR LLC	4,350.00	1	WEIRTON, WV
	KLM INVESTIGATIONS	4,115.37	5	WILLIAMSTOWN, WV
	TASA GROUP INC	3,955.00	1	BLUE BELL, PA
	SOLID ROCK INVESTIGATIONS LLC	3,908.51	7	RED HOUSE, WV
	KHAN ALI AKBAR	3,900.00	1	BUCKHANNON, WV
	HERRON-RICE TRACY P	3,769.79	4	MARTINSBURG, WV
	MCCLELLAND SERVICES LLC	3,650.33	7	SHADY SPRINGS, WV
	WOMACK SETH P MD	3,400.00	1	TYLER, TX
	LANTERN MENTAL HEALTH INC	3,250.00	3	PINEVILLE, WV
	TANK INVESTIGATIVE AGENCY	3,140.59	2	LUMBERPORT, WV
	RILEY RICHARD A	3,125.00	1	MORGANTOWN, WV
	ADVANCED PSYCHOLOGICAL SERVICES	3,000.00	2	WHEELING, WV
	LEVINE ROBERT T	2,886.87	1	PITTSBURGH, PA
	WETZEL ROBERT J	2,800.00	1	MARTINS FERRY, OH
	ROGERSON INVESTIGATIONS LLC	2,761.73	2	POMPANO BEACH, FL
	HAMRICK TERRY C	2,672.35	2	MARTINSBURG, WV
	STEALTH INVESTIGATIONS	2,669.72	7	GASSAWAY, WV
*	INVESTIGATIVE ASSOCIATES INC	2,659.72	3	PARKERSBURG, WV
	GREENBUSCH GROUP INC	2,589.23	1	SEATTLE, WA
	PANHANDLE ACCIDENT RECONSTRUCTION	2,585.88	3	MARTINSBURG, WV
	BEHAVIORAL SCIENCE ASSOCIATES INC	2,425.00	1	WHEELING, WV
	MILMAN HARRY A	2,250.00	1	ROCKVILLE, MD
	WINCHESTER PSYCHOLOGICAL ASSESSMENT LLC	2,200.00	2	WINCHESTER, VA
	GROSS WILLIAM F LLC	2,192.10	1	SPENCER, WV
	OHIO FINGERPRINT CONSULTING LLC	2,118.00	1	XENIA, OH
	VIRGINIA DEPT OF HEALTH	2,108.19	1	MANASSAS, VA
	PEDIATRIC ACADEMIC ASSOC INC	2,062.50	1	COLUMBUS, OH
	GINGER AVOCADO CONSULTANTS	2,000.00	1	BALTIMORE, MD
	WINDOM DEBRA M	1,967.57	8	HARRISVILLE, WV
	4DISCOVERY LLC	1,886.47	1	CHICAGO, IL
	BONAZZO PRIVATE INVESTIGATIONS	1,873.71	1	GASSAWAY, WV
	APPLIED DNA RESOURCES	1,812.50	1	COLUMBUS, OH
	HUDSON CLIFTON R PHD	1,800.00	2	CHARLESTON, WV
	AMFS	1,750.00	1	EMERYVILLE, CA
	DRESBOLD MICHELLE	1,578.96	1	PITTSBURGH, PA
	LEGAL SCIENCE	1,575.00	1	CHARLESTON, WV
	FERDA BRIAN T INVESTIGATIVE CONSULTANT	1,515.00	2	WHEELING, WV
	PEARSE RONALD D ED D	1,500.15	2	FAIRMONT, WV
	IBSL	1,500.00	1	CORAL SPRINGS, FL
	SLAYDEN CATHERINE A	1,412.95	5	MARTINSBURG, WV
	STEVENS PRIVATE INVESTIGATIONS & SECURITY	1,380.00	1	LENORE, WV
	HICKMAN SANDRA L	1,340.56	7	WAVERLY, WV
	DICKINSON INVESTIGATIVE SERVICES LLC	1,258.21	3	CLENDENIN, WV
	CALLAHAN PETER J PLLC	1,250.00	2	MARTINSBURG, WV
	OASIS BEHAVIORIAL HEALTH SERVICES LLC	1,110.00	1	BARBOURSVILLE, WV
	PATTERSON REPORTING	1,101.25	2	HARPERS FERRY, WV
	BETLERS REPORTING & LEGAL VIDEO SERVICES LLC	1,082.99	2	HUNTINGTON, WV
	CHARLESTON AREA MEDICAL CENTER	1,075.00	1	CHARLESTON, WV
	VERIFY LLC	1,000.00	1	TERRA ALTA, WV

PUBLIC DEFENDER SERVICES
APPOINTED COUNSEL FEES AND EXPENSES PAID
DIRECT EXPENSE VOUCHERS (DESCENDING ORDER BY TOTAL \$)

*	PAYEE	TOTAL \$	# OF CLAIMS	OFFICE LOCATION
	CHARIS INSTITUTE FOR PSYCHOLOGICAL & FAMILY SERVICES	965.80	1	HARRISONBURG, VA
	HURLEY MARY K	961.90	2	MARTINSBURG, WV
	OWENS ANNE R	957.65	1	LEWISBURG, WV
	GARRETSON CONSULTING INC	949.70	1	NEW MARKET, VA
	COTTLE JUDY D	912.45	1	FAYETTEVILLE, WV
	KOCHER HOLLY A	843.15	2	NEW MARTINSVILLE, WV
	LAUREL RIDGE PSYCHOLOGICAL ASSOCIATES LLC	825.00	1	PRINCETON, WV
	CAMPBELL JANETTE M	812.35	1	SUTTON, WV
	RALEIGH PSYCHIATRIC SERVICES INC	800.00	1	BECKLEY, WV
	BAKER LYNDE G	796.00	1	VIENNA, WV
	CHESLOCK TERRI R	766.15	1	FAIRMONT, WV
	UNIV OF VA INSTITUTE OF LAW PSYCHIATRY & PUBLIC POLICY	675.00	1	CHARLOTTESVILLE, VA
	ARTHUR DEBRA R	668.50	2	COLLIERS, WV
	CLARK MARIA K	653.60	3	BURLINGTON, WV
	LANDES SUSAN M	635.67	2	KEYSER, WV
	CURTIS ANGELA L	635.25	1	RAVENSWOOD, WV
	NEW HORIZONS PSYCHOLOGICAL ASSOCIATES PLLC	600.00	1	PRINCETON, WV
	ALLEGHENY CONSULTANT SERVICES INC	570.25	2	ATHENS, WV
	KRM COURT REPORTING	569.80	1	BECKLEY, WV
	HINES JAMES LACO	501.00	1	JANE LEW, WV
	INVESTIGATIVE SPECIALTY SERVICES LLC	500.00	1	SHADY SPRINGS, WV
	TRUTH SEEKER LLC	500.00	1	MORGANTOWN, WV
	UNITED SUMMIT CENTER INC	500.00	2	CLARKSBURG, WV
	WYBLE REPORTING INC	477.50	1	MILLVILLE, NJ
	VINCENT SHARON L	462.00	3	MORGANTOWN, WV
	SMITH MARY J	425.25	1	KEYSER, WV
	QUICK PRINCE PRINTING	410.18	1	BECKLEY, WV
	PATHWAYS PSYCHOLOGICAL CENTER LLC	400.00	1	BLUEFIELD, WV
	CROCK HAMRICK REPORTING SERVICES	397.70	2	INWOOD, WV
	KOLB SAUNDRA J	396.15	1	ACCIDENT, MD
	PRESIDENTIAL INVESTIGATIONS & BAIL BONDING LLC	390.00	1	MARTINSBURG, WV
	ASHBURN CAROL A	388.85	1	BRIDGEPORT, WV
	NMS LABS	380.00	1	WILLOW GROVE, PA
	GREENE JUDITH A	346.50	1	WINFIELD, WV
	CHANDLER MARCIA L	328.26	1	GREENCASTLE, PA
	KL REPORTING	319.55	3	HUNTINGTON, WV
	STEWART ROBERT D	319.46	1	PINEVILLE, WV
	221B BAKER INC	315.67	1	BECKLEY, WV
	BLUE RIDGE COUNSELING CENTER	275.00	1	WINCHESTER, VA
	EASTERN PANHANDLE INVESTIGATIONS	254.90	1	CHARLES TOWN, WV
	FORESTER MICHELLE S	250.25	1	ALMA, WV
	TALON INVESTIGATIONS	240.00	1	GRAFTON, WV
	AMP PARALEGAL & INVESTIGATIVE SERVICES	207.60	1	COAL CITY, WV
	LAWSON SHERRY M	148.00	1	CHARLESTON, WV
	COMPLETE SURVEILLANCE & INVESTIGATIVE SVS INC	132.30	1	WYTHEVILLE, VA
	BLOSSER JULIE A	132.05	1	MORGANTOWN, WV
	KELLEY SHAMELLE D	114.32	1	CHARLESTON, WV
	JARRELL NANCY S	100.00	1	PARKERSBURG, WV
	BLANKENSHIP DAWN SHANNON	83.00	1	MOUNDSVILLE, WV
	TRANSCRIPTS NOW INC	82.00	1	SOUTH CHARLESTON, WV

**PUBLIC DEFENDER SERVICES
APPOINTED COUNSEL FEES AND EXPENSES PAID
DIRECT EXPENSE VOUCHERS (DESCENDING ORDER BY TOTAL \$)**

*	PAYEE	TOTAL \$	# OF CLAIMS	OFFICE LOCATION
	MEADOWS JENNIFER J	73.15	1	WEST HAMLIN, WV
	A1 PROCESS SERVICE	53.00	1	MORGANTOWN, WV
	MEADOWS AMANDA J	53.00	1	BECKLEY, WV
	DIRECT EXPENSE VOUCHERS	959,688.54	924	

**PUBLIC DEFENDER SERVICES
APPOINTED COUNSEL FEES AND EXPENSES PAID
ROJAS (DESCENDING ORDER BY TOTAL \$)**

*	PAYEE	TOTAL \$	# OF CLAIMS	OFFICE LOCATION
	COHEN JOSEPH I	15,000.00	1	RIVERSIDE, CA
	COMMONWEALTH NEUROPSYCHOLOGY CONSULTING LLC	12,687.50	1	MIDLOTHLAN, VA
	TENNENBAUM DAVID J PHD & ASSOCIATES	8,458.75	1	COLUMBUS, OH
	WECHT CYRIL H & PATHOLOGY ASSOCIATES INC	5,000.00	1	PITTSBURGH, PA
	WINCHESTER PSYCHOLOGICAL ASSESSMENT LLC	2,600.00	2	WINCHESTER, VA
	CALLAHAN PETER J PLLC	2,500.00	1	MARTINSBURG, WV
	FORENSIC PSYCHIATRY PLLC	1,800.00	1	HUNTINGTON, WV
	GRACE ASSESSMENT AND THERAPY SERVICES	1,787.50	1	WINCHESTER, VA
	ROJAS VOUCHERS	49,833.75	9	

**PUBLIC DEFENDER SERVICES
APPOINTED COUNSEL FEES AND EXPENSES PAID
FEES (ALPHABETICAL ORDER)**

*	PAYEE	TOTAL \$	# OF CLAIMS	OFFICE LOCATION
	ABRAHAM & ILDERTON PLLC	12,716.45	43	LOGAN, WV
	ADAMS FISHER & CHAPPELL PLLC	1,797.50	1	RIPLEY, WV
	ADAMS LEGAL GROUP PLLC	435.80	1	DELLSLOW, WV
	ADKINS LAW OFFICE PLLC	20,820.34	34	ONA, WV
*	AHLBORN COURTNEY L LAW OFFICE OF PLLC	140,935.97	202	PARKERSBURG, WV
	ALBERT & SULLIVAN LLP	1,081.65	5	WHEELING, WV
*	ALBERTY MICHAEL C	13,328.50	7	WHEELING, WV
*	ALLENDER LAW OFFICE PLLC	27,008.76	33	KINGWOOD, WV
*	ANDERSON ERIC B PLLC	90,557.02	132	HUNTINGTON, WV
*	ANDERSON JOHN CLARK	97,797.88	125	LEWISBURG, WV
	ANGOTTI MARY BETH	11,457.01	17	GRANVILLE, WV
	ANTOLINI KRISTEN D	23,275.43	38	MORGANTOWN, WV
	APPALACHIAN LAW PLLC	63,512.27	35	MOUNDSVILLE, WV
*	ARBUCKLE DOUGLAS H	15,316.66	43	LEWISBURG, WV
	ARNOLD & BAILEY PLLC	74,173.74	85	CHARLES TOWN, WV
	ARONSON FINEMAN & DAVIS CO LPA	15,686.11	16	EAST LIVERPOOL, OH
*	ASBURY LAW OFFICE PLLC	38,805.82	18	CLAY, WV
	ASH LAW OFFICE PLLC	71,959.91	142	MORGANTOWN, WV
	ASHLEY ANITA HAROLD	41,551.01	133	SPENCER, WV
	ASHTON & CRAWLEY WOODS PLLC	31,103.11	28	MARTINSBURG, WV
	ATKINSON & POLAK PLLC	3,855.77	4	CHARLESTON, WV
	ATTORNEY CRAWLEY-WOODS	59,626.68	38	MARTINSBURG, WV
	BAILESS LAW PLLC	10,490.70	1	CHARLESTON, WV
*	BAILEY & HOWARD PLLC	66,660.22	58	BARBOURSVILLE, WV
	BAILEY & WYANT PLLC	1,674.67	1	WHEELING, WV
*	BAILEY BRIAN W	77,187.01	136	BUCKHANNON, WV
*	BAILEY DENNIS R	78,917.36	114	CHARLESTON, WV
	BAILEY JAVINS & CARTER LC	7,399.59	2	SUMMERSVILLE, WV
	BAILEY REGGIE R	55,167.15	144	PARKERSBURG, WV
	BAKER & HONAKER PLLC	13,873.28	31	RIPLEY, WV
	BALL GREGORY K	31,781.50	36	PRINCETON, WV
	BARNETT KENNETH J LC	23,158.68	17	SUMMERSVILLE, WV
	BARNEY LAW PLLC	1,302.16	2	HURRICANE, WV
	BARRAT ROBERT E	2,601.73	8	MARTINSBURG, WV
	BARRY CHAD D LC	652.28	4	HUNTINGTON, WV
	BATTEN LAW FIRM	6,295.47	8	MARTINSBURG, WV
	BAUMGARTEL ROLF E	38,728.01	90	MARIETTA, OH
	BAYLISS SHAWN D	132,377.91	104	HURRICANE, WV
	BEAN & BEAN	17,499.61	38	MOOREFIELD, WV
	BEAVERS LAW FIRM PLLC	2,945.50	1	BLUEFIELD, WV
*	BELL SIDNEY H	81,678.15	97	BEAVER, WV
	BELLOMY & TURNER LC	110,246.28	306	HUNTINGTON, WV
	BEVER DARLA A	1,240.50	2	VIENNA, WV
	BIDDLE JACQUELYN STOUT	18,016.90	16	HUNTINGTON, WV
	BISCHOFF LAW FIRM PLLC	23,754.49	17	SUMMERSVILLE, WV
	BLACK ERIC S	20,996.01	31	MARTINSBURG, WV
	BLACKWATER LAW PLLC	111,620.07	146	KINGWOOD, WV
*	BLAIR JERRY	61,849.76	76	CLARKSBURG, WV
	BLAIR LAW FIRM PLLC	4,156.66	16	HURRICANE, WV
*	BLEVINS MICHAEL T	4,564.70	19	SAINT ALBANS, WV

**PUBLIC DEFENDER SERVICES
APPOINTED COUNSEL FEES AND EXPENSES PAID
FEES (ALPHABETICAL ORDER)**

*	PAYEE	TOTAL \$	# OF CLAIMS	OFFICE LOCATION
	BLYLER HOWARD J	9,250.15	44	COWEN, WV
	BODEN NEIL V	3,551.24	1	BECKLEY, WV
	BOGARAD SHARON N	23,179.91	9	WEIRTON, WV
	BOGGS APRYLL H LAW FIRM PLLC	4,233.72	10	HURRICANE, WV
	BOTTNER & SKILLMAN	26,341.80	52	CHARLES TOWN, WV
	BOWEN LAW OFFICE PLLC	29,153.58	44	WEST HAMLIN, WV
	BOWERS & BOWERS PLLC	55,507.31	50	FRANKLIN, WV
	BOWLES RICE LLP	5,683.46	5	CHARLESTON, WV
	BRAGG STEVEN M LAW OFFICE OF PLLC	39,128.11	72	BARBOURSVILLE, WV
	BRAGG TRISTAN CLARK ATTORNEY AT LAW PLLC	24,665.78	23	SHADY SPRING, WV
	BRANCAZIO HELEN M	6,097.63	5	WEIRTON, WV
	BREWER & GIGGENBACH PLLC	34,540.42	32	MORGANTOWN, WV
	BRILL JONATHAN G PLLC	29,205.85	24	ROMNEY, WV
*	BRISCOE L SCOTT	81,883.26	340	DANVILLE, WV
*	BROCK MATTHEW C	41,403.33	52	WEIRTON, WV
*	BROOKS JOHN B	1,175.26	3	MORGANTOWN, WV
	BROWN SCOTT C LAW OFFICE	10,206.87	7	WHEELING, WV
	BROWN-BAILEY COLLEEN MICHELLE	16,290.49	12	BECKLEY, WV
	BRYAN CARSON N	3,435.50	8	CHARLESTON, WV
	BUCK DALE LAW OFFICE OF PLLC	21,080.64	31	MARTINSBURG, WV
	BUCY WINIFRED L	26,737.18	12	BECKLEY, WV
	BULLMAN & BULLMAN	131,467.17	135	CHARLESTON, WV
	BURCHAM JEFFREY G	4,456.82	13	MARTINSBURG, WV
	BURDETTE KRISTINE ADELE	902.28	4	FAIRMONT, WV
	BURTON KILGORE & BALDWIN PLLC	28,375.33	57	PRINCETON, WV
*	BURTON LAW OFFICE	5,601.39	1	MORGANTOWN, WV
	BUSCH ZURBUCH & THOMPSON PLLC	6,680.01	4	ELKINS, WV
	BUSH FRANK P JR LAW OFFICE OF	6,424.45	19	ELKINS, WV
	BUTLER JOHN M	1,895.50	2	SAINT MARYS, WV
	BYRER F SAMUEL PLLC	5,028.59	3	CHARLES TOWN, WV
	CALLAGHAN & CALLAGHAN PLLC	51,098.95	44	SUMMERSVILLE, WV
	CAMILLETTI DAVID A ATTORNEY AT LAW LC	21,334.66	9	CHARLES TOWN, WV
*	CAMPBELL & SMITH PLLC	52,348.27	125	CHARLESTON, WV
	CAMPBELL LAW OFFICES	59,572.72	89	CHARLESTON, WV
	CARDOSO LEANNE B	1,160.00	8	MORGANTOWN, WV
	CARLTON ROBERT H LAW OFFICE	41,118.31	51	WILLIAMSON, WV
	CARR JOHN A ATTORNEY AT LAW PLLC	12,921.62	13	CHARLESTON, WV
*	CARR LAW OFFICES PLLC	16,659.95	52	SAINT MARYS, WV
	CARRICO LAW OFFICES LC	695.10	1	CHARLESTON, WV
	CARY JAMES T	50,847.50	87	WEIRTON, WV
*	CARY LAW OFFICE PLLC	64,844.40	227	CHARLESTON, WV
	CASELL & CREWE PC	31,655.97	57	WYTHEVILLE, VA
	CASELL & PRINZ PLLC	3,874.84	6	CHARLES TOWN, WV
	CASSIDY COGAN SHAPELL & VOEGELIN LC	18,224.90	2	WHEELING, WV
*	CASTEEL & ALLENDER PLLC	12,580.51	26	KINGWOOD, WV
*	CASTEEL LAW FIRM PLLC	149,400.73	178	KINGWOOD, WV
*	CHAPMAN LAW PLLC	10,674.38	38	DUNBAR, WV
*	CHASE JOHN K IV	10,958.90	19	MOUNDSVILLE, WV
*	CHATTIN ANDREW B	92,701.85	107	CHARLESTON, WV
	CHILDERS SHARON K	142,117.62	118	CHARLESTON, WV

**PUBLIC DEFENDER SERVICES
APPOINTED COUNSEL FEES AND EXPENSES PAID
FEES (ALPHABETICAL ORDER)**

*	PAYEE	TOTAL \$	# OF CLAIMS	OFFICE LOCATION
*	CHILDLAW SERVICES INC	194,270.19	136	PRINCETON, WV
	CICCARELLO DEL GUIDICE & LAFON	14,971.14	20	CHARLESTON, WV
	CILIBERTI LAW OFFICE PLLC	17,804.00	27	FAYETTEVILLE, WV
*	CISCO-STURGELL KATHRYN	11,340.50	10	WILLIAMSON, WV
	CLARKE D RANDALL	2,940.20	1	CHARLESTON, WV
	CLAY PAUL O JR	55,191.99	33	FAYETTEVILLE, WV
	CLEVINGER JAMES C LAW OFFICE OF	62,349.09	92	WESTON, WV
	CLIFTON JARRELL L	65,916.04	73	MARLINTON, WV
	CLINE COLIN M ATTY AT LAW	16,750.32	21	PRINCETON, WV
	CLINE GENTILE DELLA	9,185.81	5	WILLIAMSON, WV
	CLYBURN BRENT A LAW OFFICE OF	99,601.65	75	MOUNDSVILLE, WV
	COCHRAN ASHLEY N	15,584.05	33	LOGAN, WV
	COLLINS LAW FIRM	56,433.64	57	KEYSER, WV
*	COLLINS LAW OFFICE PLLC	42,495.67	95	CHARLESTON, WV
*	COLVIN NICHOLAS FORREST ESQ LAW OFFICE OF PLLC	106,873.57	74	MARTINSBURG, WV
	CONAWAY & CONAWAY	28,352.59	67	MADISON, WV
*	CONLEY LAW OFFICE PLLC	25,479.31	35	PARKERSBURG, WV
*	CONRAD & CONRAD	49,436.06	49	FAYETTEVILLE, WV
*	CONWAY LAW OFFICE	45,095.12	85	HUNTINGTON, WV
*	COOK LAW OFFICES PLLC	38,751.13	100	BARBOURSVILLE, WV
*	COOKE MICHAEL P	135,611.56	454	BLUEFIELD, WV
	COOPER & PRESTON PLLC	8,217.94	1	PARSONS, WV
	COOPER CHRISTOPHER W	36,412.83	84	DAVIS, WV
	COREY DANIEL S	147,202.44	138	POCA, WV
*	CORNETTE LAW PLLC	123,182.96	129	WESTON, WV
	COURTRIGHT LAW OFFICES PLLC	155,234.49	251	HURRICANE, WV
	CRAFT LAW FIRM PLLC	23,839.00	44	NEW MARTINSVILLE, WV
*	CRANE JENNIFER DAY	441.18	1	FAYETTEVILLE, WV
	CROCKETT LAW	54,943.72	43	FALLING WATERS, WV
*	CROMLEY BRYAN S	63,745.63	130	POINT PLEASANT, WV
*	CURNUTTE LAW OFFICE	42,388.66	67	ELKINS, WV
	CURRY AMOS & ASSOCIATES LC	70,116.68	50	FAIRMONT, WV
	CZARNIK R THOMAS & ASSOCIATES	48,986.51	70	PRINCETON, WV
*	DALBY NANCY A ATTY AT LAW PLLC	31,796.21	16	SHEPHERDSTOWN, WV
	DAVIS & CHAPMAN PLLC	59,643.56	31	SUMMERSVILLE, WV
*	DAVIS GREGG PHILLIP	46,653.63	73	ARTHURDALE, WV
*	DAVIS JEFFERY A	3,583.50	9	CLAY, WV
*	DAVIS KEVIN P	11,632.00	28	CHARLESTON, WV
	DAVIS LAW FIRM	6,428.66	15	CLARKSBURG, WV
	DAVIS R STEPHEN	28,871.01	11	BECKLEY, WV
*	DEAN LAW OFFICES PLLC	73,931.32	104	SAINT ALBANS, WV
	DEMARINO SHELLY PLLC	429.50	1	GLENVILLE, WV
*	DEMOSS DAVID B	49,297.84	91	FAIRMONT, WV
*	DEVORE MATTHEW E LAW FIRM OF	5,174.90	8	PARKERSBURG, WV
	DIEHL LAW PLLC	15,248.45	11	MARTINSBURG, WV
*	DILLON WELLS H	126,177.72	170	PARKERSBURG, WV
*	DINARDI PETER D	35,853.34	24	MORGANTOWN, WV
	DITRAPANO BARRETT DIPIERO MCGINLEY & SIMMONS PLLC	3,417.22	2	CHARLESTON, WV
	DIXON SARAH E	5,160.08	4	HUNTINGTON, WV
*	DOLANCE JACK C PLLC	49,630.78	23	WAYNE, WV

**PUBLIC DEFENDER SERVICES
APPOINTED COUNSEL FEES AND EXPENSES PAID
FEES (ALPHABETICAL ORDER)**

*	PAYEE	TOTAL \$	# OF CLAIMS	OFFICE LOCATION
	DONADIEU MICHAEL R	30,562.97	19	HEDGESVILLE, WV
	DONEGHY BRENDAN	14,336.23	36	CHARLESTON, WV
	DOOLEY LAW FIRM	11,377.74	22	CHARLESTON, WV
	DOUGLASS ERNEST M	52,330.28	138	PARKERSBURG, WV
*	DUFFY KEVIN C	66,155.20	21	CLAY, WV
	DUNLAP ROBERT ESQ PLLC	50,471.46	93	BECKLEY, WV
	DYER LAW OFFICES	46,822.13	24	CLARKSBURG, WV
*	EACHUS MICHAEL N	43,791.85	45	GALLISPOLIS, OH
	EAGLOSKI N EDWARD	5,165.18	24	HURRICANE, WV
	EASTON BRENT ATTORNEY AT LAW PLLC	5,758.82	22	DAVIS, WV
	ELLEM LAW OFFICE	5,620.60	7	PARKERSBURG, WV
	ERHARD CRAIG P LAW OFFICES OF PLLC	27,717.28	70	FAIRMONT, WV
*	ERITANO REBECCA L	14,848.87	16	KINGWOOD, WV
	ESCUE LAW OFFICE	131,910.23	221	HURRICANE, WV
*	ESTEP LAW OFFICE PLLC	29,687.93	35	HUNTINGTON, WV
	ESTES LISA A	8,499.50	10	HURRICANE, WV
	EVANS J M LAW LLC	11,344.32	25	GALLIPOLIS, OH
*	EVANS THOMAS HANNA PLLC	176,205.88	180	OCEANA, WV
*	EVERETT MARK ATTORNEY AT LAW PLLC	9,407.84	20	MORGANTOWN, WV
*	FAERBER KRISTOPHER	67,986.44	47	LEWISBURG, WV
	FAIR MATTHEW H	40,754.56	49	ELKINS, WV
	FAIRCLOTH LAURA & ASSOCIATES LAW OFFICES OF	36,213.06	43	MARTINSBURG, WV
	FARMER CLINE & CAMPBELL PLLC	97.00	1	CHARLESTON, WV
	FARNSWORTH LAW OFFICE	41,526.54	67	PARKERSBURG, WV
	FARRELL WHITE & LEGG PLLC	1,830.07	1	HUNTINGTON, WV
	FAST LAW OFFICE LC	11,104.91	5	FAYETTEVILLE, WV
*	FITTRO JONATHAN	37,043.51	24	CLARKSBURG, WV
*	FLANIGAN LAW OFFICE	53,401.15	81	PRINCETON, WV
*	FLEEGLE KRISTA L	5,929.81	3	SAINT MARYS, WV
*	FLINCHUM LAW	107,804.72	257	PRINCETON, WV
*	FOLICKMAN & TURKETT LAW OFFICE OF PLLC	57,980.89	94	FAIRMONT, WV
	FORBES LAW OFFICES PLLC	9,123.48	4	CHARLESTON, WV
	FORD LAW FIRM	1,363.44	5	LEWISBURG, WV
	FORESTER WILLIAM T	14,059.28	45	LEXINGTON, KY
	FRAGILE PAT C	5,493.50	8	BECKLEY, WV
	FRALEY LEGAL SERVICES	888.29	3	REEDSVILLE, WV
	FRANCIS ERIC M	35,250.12	25	LEWISBURG, WV
	FREDEKING & FREDEKING LAW OFFICES LC	594.59	5	HUNTINGTON, WV
*	FRENCH ELIZABETH A	128,627.74	326	BLUEFIELD, WV
	FRENCH MICHAEL A	12,665.46	16	BLUEFIELD, WV
	FRIEND & ROZAS LLC	3,813.15	10	CUMBERLAND, MD
*	FROBLE MICHAEL E	18,182.63	26	BECKLEY, WV
*	FUDA THOMAS L PLLC	70,329.38	160	PRINCETON, WV
*	FUGATE LORA L	17,119.91	5	HARTS, WV
*	FUSCARDO DANTE MICHAEL	5,592.26	8	FOLLANSBEE, WV
*	GAIN LAW OFFICES	78,417.44	80	NUTTER FORT, WV
	GALL D CONRAD	13,974.26	34	FAIRMONT, WV
*	GARLOW RICHELLE KEENER	9,811.60	10	SAINT ALBANS, WV
	GARRETT & GARRETT	184,113.63	215	MOOREFIELD, WV
	GARVIN LAW PLLC	92,744.03	53	NUTTER FORT, WV

**PUBLIC DEFENDER SERVICES
APPOINTED COUNSEL FEES AND EXPENSES PAID
FEES (ALPHABETICAL ORDER)**

*	PAYEE	TOTAL \$	# OF CLAIMS	OFFICE LOCATION
	GEARY & GEARY LC	40,925.89	80	PETERSBURG, WV
	GENTILOZZI & ASSOCIATES	72,344.27	134	CLARKSBURG, WV
*	GERLACH LAW	1,438.50	2	WAYNE, WV
	GIANOLA BARNUM BECHTEL & JECKLIN LC	9,485.07	13	MORGANTOWN, WV
	GIBSON LEFLER & ASSOCIATES	4,197.31	10	PRINCETON, WV
	GIGGENBACH MELISSA J	1,553.91	1	MORGANTOWN, WV
	GLASS DEFENSE FIRM	5,946.86	3	CLARKSBURG, WV
	GOLDSTEIN RICHARD M	1,881.00	1	PRINCETON, WV
	GORDON MARGARET A	23,770.33	9	BERKELEY SPRINGS, WV
	GRAVES LAW FIRM PLLC	4,610.98	11	ST MARYS, WV
	GRAVES MATTHEW F PLLC	4,145.79	5	ST MARYS, WV
	GREEN LISA A LAW OFFICE OF	45,850.69	34	SHEPHERDSTOWN, WV
	GREENBAUM STEVEN A ESQ ATTORNEY AT LAW PLLC	37,027.01	64	BALTIMORE, MD
*	GREENE TRACIE L	117.65	1	CHARLESTON, WV
	GREER LAW OFFICES PLLC	7,455.56	8	CLARKSBURG, WV
	GREGORY J LAW FIRM LC	3,160.34	4	OAKLAND, MD
	GREINER & CYRUS LC	24,705.08	32	HUNTINGTON, WV
*	GRINDO DANIEL R LAW OFFICE OF PLLC	155,857.50	180	GASSAWAY, WV
*	GRUNAU DAVID M	99,266.22	42	MORGANTOWN, WV
	GUNN ERICA BRANNON ATT AT LAW PLLC	126,410.18	445	SPENCER, WV
	GUNNOE LAW OFFICE	74,166.33	147	HINTON, WV
	GUTMANN RICHARD M LC	50,725.42	65	MORGANTOWN, WV
*	HAGER & LAWSON PLLC	15,166.91	49	PRINCETON, WV
*	HALL DWIGHT R	39,137.15	51	ELKINS, WV
	HALL KAREN L	7,097.95	10	MORGANTOWN, WV
	HAMILTON CHARLES R	124,569.06	171	CHARLESTON, WV
	HAMILTON NEAL J	20,171.78	21	FAIRMONT, WV
	HAMSTEAD & ASSOCIATES LC	6,082.31	6	CHARLES TOWN, WV
	HANDLEY & HUNT PLLC	60,877.85	97	POINT PLEASANT, WV
	HARBOUR PAULA L PLLC	20,491.35	19	HUNTINGTON, WV
*	HARDISON JOHN B ATTORNEY AT LAW PLLC	2,798.00	8	CHARLESTON, WV
	HARDWAY DAN LAW OFFICE PLLC	707.77	1	COWEN, WV
*	HARDY ROY T	56,205.96	104	KEYSER, WV
*	HARMAN MARLA ZELENE	79,913.27	86	FRANKLIN, WV
	HARMON SARAH W	2,050.38	18	PRINCETON, WV
	HARPER SETH LAW OFFICE OF PLLC	14,349.81	24	RIPLEY, WV
	HARRIS WILSON TURNER & DAVISSON PLLC	9,456.28	8	CLARKSBURG, WV
	HARSH LAW LC	37,532.35	34	PARKERSBURG, WV
	HART DAVID W	33,700.52	57	ELKINS, WV
	HART LAW OFFICE	27,740.72	30	BECKLEY, WV
*	HARVEY & JANUTOLO	247,680.92	331	BLUEFIELD, WV
	HARVEY MATTHEW L	18,172.93	33	MARTINSBURG, WV
	HASSAN LAW OFFICE	9,880.17	17	WELCH, WV
	HATFIELD & HATFIELD PLLC	26,863.68	45	MADISON, WV
*	HATFIELD BENJAMIN N LAW OFFICES OF	63,196.79	135	BECKLEY, WV
	HATFIELD KAREN S	85,104.96	176	GILBERT, WV
	HAWKINS JAMES E JR	127,980.15	171	BUCKHANNON, WV
	HAYDEN & ASSOCIATES LC	18,517.86	37	BECKLEY, WV
	HAYDEN & HART PLLC	1,629.38	6	BECKLEY, WV
	HAYNIE BELINDA A	39,456.33	45	MORGANTOWN, WV

**PUBLIC DEFENDER SERVICES
APPOINTED COUNSEL FEES AND EXPENSES PAID
FEES (ALPHABETICAL ORDER)**

*	PAYEE	TOTAL \$	# OF CLAIMS	OFFICE LOCATION
	HEDGES & LYONS PLLC	17,247.59	30	MORGANTOWN, WV
	HELTZEL ANTHONY HARRISON	3,520.06	11	SHADY SPRING, WV
	HENDERSON HENDERSON & STAPLES LC	13,704.30	12	HUNTINGTON, WV
	HENDRICKS PETER A	17,818.97	2	MADISON, WV
	HENRY REGINALD D ATTORNEY AT LAW PLLC	8,621.50	13	BECKLEY, WV
	HERNDON STEPHEN D	11,814.18	8	WHEELING, WV
*	HERSHBERGER LAW OFFICE	35,431.58	37	WHEELING, WV
	HILL DAVID L	19,488.40	47	HURRICANE, WV
*	HILL JOHNSON LAW PLLC	87,688.02	83	BELINGTON, WV
	HILL LAW FIRM PLLC	2,179.15	1	CHARLESTON, WV
	HILL SUSIE ATTORNEY AT LAW PLLC	3,298.95	2	CROSS LANES, WV
*	HINERMAN HOLLY W	60,946.01	94	PENTRESS, WV
	HINKLE AMBER R	13,159.52	18	BECKLEY, WV
	HINKLE BRYAN S	76,106.90	146	BUCKHANNON, WV
*	HIVELY HERBERT L	123,359.35	253	CHARLESTON, WV
	HOBBS MARK E	38,964.00	30	CHAPMANVILLE, WV
	HODGES & RIFFLE PLLC	7,718.75	12	FAIRMONT, WV
	HOLDREN JASON D	46,002.49	73	GALLIPOLIS, OH
*	HOLLANDSWORTH RICHARD W	55,020.54	104	WHEELING, WV
*	HOLROYD FRED F	63,454.39	114	CHARLESTON, WV
*	HOLSTEIN LAW OFFICE	19,620.67	36	HURRICANE, WV
	HOLTZAPFEL LAW OFFICES PLLC	537.28	1	HURRICANE, WV
	HOOD LAW OFFICES	5,905.81	13	WHEELING, WV
	HOOSIER LAW FIRM PLLC	19,146.02	2	SCOTT DEPOT, WV
	HOUCK G TODD ATTORNEY AT LAW LC	49,934.64	96	MULLENS, WV
	HOWLEY LOREN B	6,601.49	8	GRANTSVILLE, WV
	HUDNALL MARK D	9,638.02	18	SUMMERSVILLE, WV
	HUFFMAN WILLIAM O	58,250.51	87	PRINCETON, WV
	HUGHART LAW OFFICE	134,443.01	103	SISSONVILLE, WV
*	HUMBERSON DON A	24,903.29	16	WEIRTON, WV
	HUNTER LAW OFFICE	35,112.20	53	SCOTT DEPOT, WV
*	HUSON ALLISON K	26,570.24	18	HUNTINGTON, WV
	HYER & LITTLEPAGE	20,967.23	15	POINT PLEASANT, WV
	HYLTON LAW OFFICE PLLC	8,387.29	12	BEAVER, WV
*	J A M LAW PLLC	97,896.41	120	HARRISVILLE, WV
*	JACOVETTY GERALD G JR LC	38,980.67	245	WHEELING, WV
	JAMES LAW FIRM	7,569.16	33	KEYSER, WV
*	JARRELL DON R LAW OFFICES OF	4,472.50	1	WAYNE, WV
	JEWELL LAW OFFICE PLLC	63,893.24	67	WILLIAMSON, WV
*	JOHNSON REBECCA S LAW OFFICE OF	103,839.75	144	CHARLESTON, WV
	JOHNSTON HOLROYD & ASSOCIATES	32,410.10	47	PRINCETON, WV
	JUBA-PLUMLEY ROSALEE	24,386.17	38	ELEANOR, WV
	JUDY & JUDY	32,871.12	72	MOOREFIELD, WV
	JURCO JOHN M	50,380.34	31	ST CLAIRSVILLE, OH
	KARICKHOFF DAVID	55,606.07	134	SUTTON, WV
*	KARR THOMAS B	20,941.29	106	VIENNA, WV
	KATZ KANTOR STONESTREET & BUCKNER PLLC	29,814.81	50	PRINCETON, WV
*	KAVITZ LAW PLLC	6,259.69	25	CHARLESTON, WV
	KAY CASTO & CHANEY PLLC	577.55	3	CHARLESTON, WV
	KAYSER LAYNE & CLARK PLLC	3,360.44	15	POINT PLEASANT, WV

**PUBLIC DEFENDER SERVICES
APPOINTED COUNSEL FEES AND EXPENSES PAID
FEES (ALPHABETICAL ORDER)**

*	PAYEE	TOTAL \$	# OF CLAIMS	OFFICE LOCATION
	KEATON FRAZER & MILLESON PLLC	21,276.94	86	ROMNEY, WV
*	KEESE RYAN HAMILTON	66,244.70	107	SMOOT, WV
*	KELLEY DAVID B LAW OFFICE OF	174,892.82	231	BLUEFIELD, VA
*	KELLEY LAW OFFICE	67,825.04	54	HUNTINGTON, WV
	KEPPLE LAW FIRM PA	14,996.36	18	OAKLAND, MD
	KETTERING DELLIGATTI LAW OFFICES PLLC	77,573.90	131	FAIRMONT, WV
*	KING WAYNE	35,873.81	16	CLAY, WV
*	KIRBY GILBERT & ASHLEY LC	30,301.39	51	BECKLEY, WV
*	KIRKPATRICK LAW OFFICE PLLC	157,400.06	133	BECKLEY, WV
*	KITTLE LAW OFFICE PLLC	65,539.92	47	FAIRMONT, WV
*	KLATT LAW OFFICES PLLC	22,984.02	18	WHEELING, WV
	KLIE LAW OFFICES PLLC	26,204.61	18	BUCKHANNON, WV
*	KOHOUT EDWARD R LAW OFFICES OF PLLC	23,418.13	91	MORGANTOWN, WV
*	KRATOVL LAW OFFICES PLLC	22,056.84	31	CHARLES TOWN, WV
	KRESCH LAW FIRM	48,277.74	69	HUNTINGTON, WV
	KUENZEL & ASSOCIATES PLLC	61,333.38	104	CHAPMANVILLE, WV
	KUHL LAW OFFICE PLLC	7,867.99	27	SCOTT DEPOT, WV
	KUHN & HAINES LC	33,798.34	83	KEYSER, WV
	KUPEC & ASSOCIATES PLLC	1,335.70	2	CLARKSBURG, WV
*	KURELAC LAW OFFICE PLLC	268,521.82	155	MOUNDSVILLE, WV
	LACARIA PHILIP A	68,261.25	68	WELCH, WV
	LAISHLEY JOHN	750.77	1	HUNTINGTON, WV
	LANTZ LAW OFFICE	10,658.77	9	MOUNDSVILLE, WV
	LASH FRANKLIN W	2,140.51	2	WHEELING, WV
*	LEFLER & BOGGS PLLC	68,688.77	51	BECKLEY, WV
	LEGAL AID OF WEST VIRGINIA INC	3,331.47	2	CHARLESTON, WV
	LOCKWOOD & LOCKWOOD	22,973.21	27	HUNTINGTON, WV
*	LOCKWOOD JAMELLA L	123,823.69	180	BUCKHANNON, WV
	LOGUE SEAN PLLC	15,324.40	14	CARNEGIA, PA
	LONG LAW OFFICES PLLC	28,066.85	63	SCOTT DEPOT, WV
	LONG ROBBY N LAW OFFICE OF LC	123,154.60	159	HAMLIN, WV
	LORD HOOSIER PLLC	1,828.83	7	CHARLESTON, WV
	LORD JASON S	85,042.50	84	CHARLESTON, WV
	LOSCH & MCCOURT PLLC	1,518.10	3	SUMMERSVILLE, WV
	LOUDERBACK ROBIN R	8,391.99	9	CHARLESTON, WV
	LOVE JAY CARTER	15,779.50	143	HUNTINGTON, WV
*	LUPARDUS LAW OFFICE	56,838.88	151	PINEVILLE, WV
	LUSK KYLE G	8,681.21	15	BECKLEY, WV
*	LYALL JERRY M	50,648.26	66	WILLIAMSON, WV
*	MAGANN LAW OFFICE PLLC	129,992.32	267	BLUEFIELD, WV
*	MAIER LAW OFFICE LLC	45,437.31	53	HINTON, WV
	MAJESTRO CYNTHIA A	2,398.04	2	CHARLESTON, WV
	MANYPENNY RAINES LAW OFFICE PLLC	52,399.51	76	CHESTER, WV
	MARSH LAW OFFICE PLLC	6,456.76	7	CHARLESTON, WV
	MARTINO GARY J	17,319.51	39	FAIRMONT, WV
	MASCIO DAVID A LAW OFFICE OF	36,947.21	39	WEIRTON, WV
	MATHERLY JEFFREY K	55,794.78	34	MARTINSBURG, WV
	MAUSER BERNARD R	6,110.55	19	SUTTON, WV
	MAZE LESLIE L	11,545.68	10	ELIZABETH, WV
*	MAZZEI ROCCO E	125,465.55	95	CLARKSBURG, WV

**PUBLIC DEFENDER SERVICES
APPOINTED COUNSEL FEES AND EXPENSES PAID
FEES (ALPHABETICAL ORDER)**

*	PAYEE	TOTAL \$	# OF CLAIMS	OFFICE LOCATION
	MCCAMIC SACCO & MCCOID PLLC	10,150.51	5	WHEELING, WV
*	MCCLUNG LAW OFFICES	8,114.89	26	CHARLESTON, WV
	MCCLURE GOAD PLLC	40,413.39	150	HUNTINGTON, WV
	MCCOY JAMES A	56,899.11	61	HAMLIN, WV
	MCGEELAW	1,986.73	5	CHARLESTON, WV
	MCGRAW LAW OFFICES	279,223.13	262	PROSPERITY, WV
	MCINTYRE-NICHOLSON RACHELLE D	25,528.56	15	CLARKSBURG, WV
	MCNEER HIGHLAND MCMUNN & VARNER LC	2,425.33	4	CLARKSBURG, WV
	MCQUADE RUTH A LAW OFFICE OF	53,681.63	78	SHEPHERDSTOWN, WV
	MCQUEEN DAVIS PLLC	15,481.50	12	HUNTINGTON, WV
*	MEADOWS TODD R	30,693.15	12	ONA, WV
	MICHAEL GREGORY G	11,309.46	43	FAIRMONT, WV
	MICHAEL NELSON M LC	22,228.99	81	KEYSER, WV
*	MICK REBECCA E	56,519.99	97	CHARLESTON, WV
	MILLER CHRISTOPHER H	74,500.11	81	MORGANTOWN, WV
*	MILLS KEVIN D & ASSOCIATES PLLC	58,772.54	16	MARTINSBURG, WV
*	MOFFATT CHRISTOPHER G	140,521.20	127	CHARLESTON, WV
*	MONK TERESA C LAW FIRM OF	89,724.16	55	WALTON, WV
	MOORE DAVID K	43,132.28	29	RIPLEY, WV
	MOORE DAVID KYLE	90,158.50	115	RIPLEY, WV
*	MOORE HARRY W JR LAW OFFICES OF	11,980.36	10	MOUNDSVILLE, WV
	MOORE LAW FIRM PLLC	13,058.55	25	FRANKLIN, WV
	MOOREHEAD CHRISTOPHER S	13,495.38	28	FAYETTEVILLE, WV
	MORAN JANE LAW OFFICES	18,577.36	34	WILLIAMSON, WV
	MORELAND STEPHEN W	457.00	3	ROMNEY, WV
*	MORELLI LAW	100,501.00	75	WEIRTON, WV
	MORGAN DAMON B	23,985.90	102	POINT PLEASANT, WV
*	MORGAN DENNIE S	94,166.59	121	MOUNT HOPE, WV
*	MORGAN E LAVOYD JR & ASSOCIATES LC	139,797.43	95	LEWISBURG, WV
	MORGAN TONY	32,847.32	63	GRANTSVILLE, WV
	MORGAN WARD LAW OFFICE OF	62,942.42	71	BLUEFIELD, WV
	MORRIS LAW OFFICE PLLC	2,328.06	3	CHARLESTON, WV
	MORTON JOYCE H	3,312.17	4	WEBSTER SPRINGS, WV
	MOSES JOSEPH J	165,467.01	54	WHEELING, WV
*	MOUNTAINEER LEGAL SERVICES PLLC	144,404.40	316	GRAFTON, WV
	MOYE LAW OFFICE	14,806.25	41	WINFIELD, WV
	MOYE LISA M	6,480.86	9	WINFIELD, WV
*	MULLENS & MULLENS PLLC	111,408.81	315	PHILIPPI, WV
*	MULLINS-TAYLOR MINDI M	2,173.09	18	PRINCETON, WV
*	MUNOZ A JOSEPH LAW FIRM OF	91,911.96	107	PARKERSBURG, WV
*	MURPHY S SEAN PLLC	86,619.03	31	MORGANTOWN, WV
	MYERS JESSICA E	48,323.65	46	PARKERSBURG, WV
*	NANNERS & WILLETT LAW OFFICES OF LC	193,682.95	193	BUCKHANNON, WV
*	NAVY L VICTOR	81,431.05	118	BARBOURSVILLE, WV
	NEELY & CALLAGHAN	11,945.69	13	CHARLESTON, WV
*	NEISWONGER & WHITE	78,693.27	226	MOUNDSVILLE, WV
	NELSON LEGAL SERVICES LC	57,881.28	103	PETERSBURG, WV
*	NESSER LAW FIRM	141,293.20	103	HUNTINGTON, WV
	NESTOR WILLIAM T PLLC	60,903.81	92	ELKINS, WV
*	NEW STEPHEN P LC	14,710.13	13	BECKLEY, WV

**PUBLIC DEFENDER SERVICES
APPOINTED COUNSEL FEES AND EXPENSES PAID
FEES (ALPHABETICAL ORDER)**

*	PAYEE	TOTAL \$	# OF CLAIMS	OFFICE LOCATION
*	NOEL WILLIAM C	14,204.35	10	MORGANTOWN, WV
	NOGAY CATHRYN A	45,812.43	28	WEIRTON, WV
*	NOLAN LAW FIRM	115,745.38	272	LAVALETTE, WV
	NOONE ROBERT T	44,194.66	41	GADSDEN, AL
*	NOVOBILSKI JEROME R	2,342.31	11	CLAY, WV
	NUTTALL LEGAL LLC	2,090.62	1	BUCKHANNON, WV
	ORNDORFF DAVID L	67,897.01	88	BUCKHANNON, WV
	ORTEZA AILYNN MAE	10,860.52	2	MORGANTOWN, WV
*	OSHOWAY F JOHN	73,141.25	155	GRANTSVILLE, WV
	OURS JOHN G	26,548.01	50	PETERSBURG, WV
*	PANCAKE JANE ANN	30,006.33	29	BARBOURSVILLE, WV
	PANEPINTO MARK D	83,136.16	37	WHEELING, WV
*	PARKULO JOHN F	42,627.94	42	DANIELS, WV
*	PARROTT MATTHEW	45,857.52	55	PRINCETON, WV
	PARTAIN LAW OFFICE	45,876.73	29	LOGAN, WV
	PATTERSON THOMAS K A LEGAL CORP	185.00	1	BECKLEY, WV
	PATTON DREW LAW OFFICE	1,243.50	1	SPENCER, WV
	PELLEGRIN MARK P	21,748.68	67	MORGANTOWN, WV
	PENNINGTON DEANNA L	13,327.43	23	MORGANTOWN, WV
*	PENNINGTON WILLIAM L	40,009.41	65	MORGANTOWN, WV
	PEYTON LAW FIRM PLLC	1,063.66	1	NITRO, WV
	PHILLIPS P TODD	36,211.81	32	MORGANTOWN, WV
*	PLANTS LAW FIRM PLLC	7,216.97	11	CHARLESTON, WV
	POOL DELBY B & ASSOCIATES	741.04	1	CLARKSBURG, WV
	POORE MESHEA L LAW OFFICE OF	4,689.68	9	CHARLESTON, WV
	POWELL & MAJESTRO PLLC	9,140.97	15	CHARLESTON, WV
	POWELL ERIC K	80,970.86	171	PARKERSBURG, WV
	PRALL THOMAS J	27,365.28	77	WESTON, WV
	PRATT LENA D	26,956.20	24	LOGAN, WV
	PRENTICE TIMOTHY H	103,478.42	204	ELKINS, WV
	PRESTON & SALANGO PLLC	6,902.83	12	CHARLESTON, WV
*	PRICE LOUIE T	30,230.99	27	CHARLESTON, WV
*	PRICE SHANNON NICOLE	9,363.12	14	BEECH BOTTOM, WV
	PRIM LAW FIRM PLLC	13,419.48	36	HURRICANE, WV
	PRITT & PRITT PLLC	80,070.92	79	CHARLESTON, WV
*	PRITT ALAN L	3,634.73	8	CHARLESTON, WV
	PULLIN FOWLER FLANAGAN BROWN & POE PLLC	69,301.44	203	CHARLESTON, WV
	QUALLS ALVIE E	7,596.39	22	HUNTINGTON, WV
	RADMAN SCOTT S	636.50	1	MORGANTOWN, WV
*	RAY LAW PLLC	15,325.32	21	MORGANTOWN, WV
*	REBROOK EDWARD III	76,356.25	119	CHARLESTON, WV
*	REDDING R STEVEN ATTORNEY AT LAW PLLC	78,533.91	48	MARTINSBURG, WV
*	REDMAN & PAYNE	14,655.13	8	CHARLESTON, WV
*	REES JAMES B	51,583.10	51	FAYETTEVILLE, WV
	REGULA RAE LYNN	17,770.81	11	BROWNFIELD, PA
*	RICE WILLIAM T	59,200.10	39	MARTINSBURG, WV
*	RICHARDSON DAVID B LAW OFFICE	77,605.80	127	WINFIELD, WV
	RICHARDSON RICHARDSON & CAMPBELL	24,332.33	82	PARKERSBURG, WV
	RILEY V ALAN ATTORNEY AT LAW PLLC	34,498.98	67	ROMNEY, WV
	RIST LAW OFFICES LC	46,417.17	81	FAYETTEVILLE, WV

**PUBLIC DEFENDER SERVICES
APPOINTED COUNSEL FEES AND EXPENSES PAID
FEES (ALPHABETICAL ORDER)**

*	PAYEE	TOTAL \$	# OF CLAIMS	OFFICE LOCATION
	ROAHRIG RANDAL W	56,919.17	25	PRINCETON, WV
	ROBINSON & MCELWEE	17,002.72	12	CHARLESTON, WV
*	RODGERS JEFFREY S	77,252.69	113	LEWISBURG, WV
	RODRIGUEZ VANESSA LYNN LAW OFFICES OF	3,310.11	14	FAIRMONT, WV
	ROHRIG & HICKMAN PLLC	705.23	1	MIDDLEBOURNE, WV
	ROHRIG FREDERICK M DEAN	3,299.84	4	MIDDLEBOURNE, WV
	ROKISKY & ASSOCIATES	7,856.68	1	WEIRTON, WV
	ROLLO EDMUND J	23,351.71	39	MORGANTOWN, WV
	ROLLO LANCE E	24,574.60	40	MORGANTOWN, WV
*	RONALD G SALMONS ATTORNEY AT LAW PLLC	49,360.71	88	WEST HAMLIN, WV
	ROOP & SMITH LAW OFFICE PLLC	30,108.88	12	BECKLEY, WV
	ROSE PADDEN PETTY TAYLOR & LILLY LC	41,664.92	44	FAIRMONT, WV
	ROSENLIEB DUANE C JR	3,879.98	4	SAINT ALBANS, WV
	ROSINSKY LAW OFFICE	109,040.78	50	HUNTINGTON, WV
	ROSS KRISTEN E	25,183.20	38	BECKLEY, WV
*	RUMORA & RUMORA LC	181,655.19	203	WILLIAMSON, WV
	RUTH LAW OFFICES PLLC	172,044.70	305	CHARLESTON, WV
*	RYAN KOURTNEY A & ASSOCIATES	39,404.04	28	BUCKHANNON, WV
	RYAN WILLIAM D	2,548.43	4	ST CLAIRSVILLE, OH
*	SAAD DIXON LAW OFFICE PLLC	75,902.07	175	HUNTINGTON, WV
*	SAFCSAK MICHAEL LAW OFFICE OF PLLC	14,169.65	12	FAIRMONT, WV
*	SAL SELLARO THORN CULPEPPER LEGAL GROUP PLLC	192,814.95	430	MORGANTOWN, WV
	SAMMONS OLIVERO & PARASCHOS PLLC	25,167.52	10	HUNTINGTON, WV
*	SANDERS AUSTIN FLANIGAN	7,147.39	13	PRINCETON, WV
	SANTA BARBARA M LAW OFFICE	9,831.74	25	MARTINSBURG, WV
	SANTER & SANTER	52,872.05	126	PARKERSBURG, WV
	SAVILLE ROYCE B PLLC	21,213.37	67	ROMNEY, WV
	SAYRE TRAVIS LAW OFFICE OF	7,379.91	5	PARKERSBURG, WV
	SCALES LAW OFFICE	70,117.75	41	MARTINSBURG, WV
*	SCHAMBERGER LEGAL SERVICES	13,305.60	15	CLAY, WV
	SCHARF WILLIAM H	4,617.32	4	CHARLESTON, WV
*	SCHEETZ CHRISTOPHER A	42,657.08	47	FOLLANSBEE, WV
*	SCOTT JOHN A	72.00	1	CLARKSBURG, WV
*	SEAY ROBERT ROCKWELL	62,516.07	82	PRINCETON, WV
	SELARIO MICHAEL D	4,195.09	14	CLARKSBURG, WV
	SELDEN LAW OFFICES LC	52,404.48	52	BECKLEY, WV
	SHAFFER LAW OFFICES	4,795.63	10	WHEELING, WV
	SHAFFER & SHAFFER	25,992.10	46	MADISON, WV
	SHAFFER MARTIN V	51,491.00	26	MARLINTON, WV
	SHAHEEN MICHAEL J	790.12	2	ST CLAIRSVILLE, OH
	SHARLEY MICHAEL J	11,413.73	25	WESTOVER, WV
*	SHAW & SHAW LC	84,386.19	165	POINT PLEASANT, WV
	SHERMAN LAWRENCE E JR LC	92,107.44	95	ROMNEY, WV
	SHOCKLEY JAMES B	9,550.89	28	MORGANTOWN, WV
*	SHOUGH SCOTT A	52,793.63	124	FAIRMONT, WV
	SHUMAKER J BRANDON	34,408.23	32	MORGANTOWN, WV
*	SHUMATE ABDEW R	50,843.01	87	CHARLESTON, WV
*	SIKORA SNEAD PLLC	132,700.17	284	MORGANTOWN, WV
	SIMMERMAN LAW OFFICE PLLC	12,666.26	3	CLARKSBURG, WV
	SIMMONS & SIMMONS LC	5,160.61	2	ELIZABETH, WV

**PUBLIC DEFENDER SERVICES
APPOINTED COUNSEL FEES AND EXPENSES PAID
FEES (ALPHABETICAL ORDER)**

*	PAYEE	TOTAL \$	# OF CLAIMS	OFFICE LOCATION
*	SIMMONS HUNTER D	86,895.17	331	BUCKHANNON, WV
*	SINKKANEN DREAMA D LAW OFFICES OF	69,370.62	83	CLARKSBURG, WV
*	SIRK TIMOTHY M	16,629.09	23	KEYSER, WV
	SITES LAW FIRM	20,077.60	57	KEYSER, WV
	SKAGGS G ERNEST	120,554.53	62	FAYETTEVILLE, WV
	SKLAVOUNAKIS LAW OFFICE	66,685.44	67	WHEELING, WV
	SMITH CLINTON W	18,127.98	59	CHARLESTON, WV
	SMITH MCMUNN & GLOVER PLLC	18,029.06	21	CLARKSBURG, WV
	SMITH RICHARD D JR LAW OFFICES OF	28,673.36	81	PARKERSBURG, WV
*	SNODGRASS LORA LAW OFFICE OF	27,522.61	85	PARKERSBURG, WV
	SNYDER & HASSIG	31,903.64	25	NEW MARTINSVILLE, WV
	SOUDERS MELISHA D	101.78	1	HANCOCK, MD
*	SOUTHERN WV LAW CLINIC	78,662.64	108	BECKLEY, WV
	SPADARO LAURA E	2,607.60	1	GLEN JEAN, WV
*	SPANO JOSEPH H JR	26,147.06	48	CHARLESTON, WV
*	SPENIA LAW OFFICE PLLC	96,906.67	123	BARBOURSVILLE, WV
	SPILMAN THOMAS & BATTLE PLLC	1,373.93	4	CHARLESTON, WV
	SPONAUGLE & SPONAUGLE	297.50	1	FRANKLIN, WV
	SPURLOCK JAMES E	915.40	1	HUNTINGTON, WV
*	STALNAKER CHARLES E	29,651.97	113	PARKERSBURG, WV
	STAPLETON LAW OFFICES LC	7,109.51	11	HUNTINGTON, WV
	STARCHER & FRUM PLLC	28,137.69	54	PARKERSBURG, WV
*	STARCHER KENNY R	17,472.91	31	CHARLESTON, WV
	STEDMAN JASON LAW OFFICES OF	62,531.22	81	MARTINSBURG, WV
	STEED DEBRA L PLLC	19,653.50	25	PARKERSBURG, WV
*	STEELE BRANDON S	1,077.44	6	BECKLEY, WV
	STEPHENS GLORIA M	44,540.53	42	WELCH, WV
	STEPHENS RICHARD D	27,168.02	45	MARTINSBURG, WV
	STEPTOE & JOHNSON	44,775.21	7	BRIDGEPORT, WV
	STEWART JOYCE E	30,381.58	34	MOOREFIELD, WV
	STEWART P ZACHARY LAW OFFICE OF	58,882.11	59	WEIRTON, WV
	STOLLINGS HARLEY E	14,803.38	19	SUMMERSVILLE, WV
	STONE ROBERT C JR PLLC	6,960.85	3	MARTINSBURG, WV
*	STURM HEIDI M GEORGI	114,932.20	113	FAIRMONT, WV
*	SUMMERS WILLIAM B	73,504.68	244	PARKERSBURG, WV
	SUPPLE LAW OFFICES PLLC	1,597.50	9	POINT PLEASANT, WV
	SUTTON & JANELLE PLLC	12,781.50	7	MARTINSBURG, WV
	TACKETT MICHELLE L ATTORNEY AT LAW PLLC	1,420.50	6	HUNTINGTON, WV
*	TATE REBECCA L	87,022.76	57	FAIRMONT, WV
*	TAYLOR & HINKLE ATTORNEY AT LAW INC	62,976.63	99	BECKLEY, WV
	TAYLOR JENNIFER N	17,316.64	62	CHARLESTON, WV
	TAYLOR PAUL G	10,456.29	13	MARTINSBURG, WV
	TENNANT LAW OFFICES	4,600.89	1	WHEELING, WV
	THARP LIOTTA & YOKUM LLP	35,694.52	44	FAIRMONT, WV
	THOMPSON DAVID G	13,343.53	74	PINEVILLE, WV
*	THOMPSON JOHN M	97,657.93	271	OAK HILL, WV
*	THOMPSON LAW OFFICE PLLC	21,030.49	9	WILLIAMSON, WV
	THORNE STEVEN M	65,997.70	137	LOGAN, WV
	TICHENOR LAW OFFICE	26,140.64	30	FAIRMONT, WV
*	TINGLER GREGORY R	14,266.24	22	ELKINS, WV

**PUBLIC DEFENDER SERVICES
APPOINTED COUNSEL FEES AND EXPENSES PAID
FEES (ALPHABETICAL ORDER)**

*	PAYEE	TOTAL \$	# OF CLAIMS	OFFICE LOCATION
	TIPTON LAW OFFICES	41,691.13	78	FAIRMONT, WV
	TISSUE PHILIP J	1,026.10	5	OAK HILL, WV
	TOOR MARK A	2,811.44	2	CHARLESTON, WV
	TORRES GEORGE M	29,134.36	50	PARKERSBURG, WV
*	TREADWAY JOHN H JR	6,238.53	11	MOOREFIELD, WV
	TRIPLETT & TRIPLETT LC	8,067.75	1	ELKINS, WV
	TSORAS THEODORE L	349.79	1	POWHATON POINT, OH
	TUCKER GREGORY A PLLC	1,295.11	5	SUMMERSVILLE, WV
	TURNER & JOHNS PLLC	1,487.16	1	CHARLESTON, WV
	TYREE EMBREE & ASSOCIATES PLLC	17,881.56	52	HURRICANE, WV
*	TYSON DAVID R	88,402.62	151	HUNTINGTON, WV
	VAN ZANT SUSAN J LC	56,466.01	87	WILLIAMSON, WV
*	VARNEY CECIL C KENTUCKY LAW OFFICE OF PSC	275.50	1	WILLIAMSON, WV
	VARNEY DONALD GEOFFREY	3,947.83	7	ASHLAND, KY
*	VICTOR VICTOR & HELGOE LLP	284,363.11	393	CHARLESTON, WV
	VITAL RICHARD L	8,340.48	14	BARBOURSVILLE, WV
*	WALKER LELA ATTY AT LAW PLLC	11,832.39	17	OCEANA, WV
*	WALL RANDALL D	61,614.06	364	HUNTINGTON, WV
	WALLACE MICHAEL K	46,150.18	69	SOUTH CHARLESTON, WV
	WALTERS & HEISHMAN PLLC	19,446.92	53	MOOREFIELD, WV
*	WARMAN CHERYL L	41,351.41	71	MORGANTOWN, WV
	WATSON KEVIN J ATTORNEY AT LAW	57,321.28	49	MARTINSBURG, WV
*	WEESE HEATHER M LAW OFFICE OF PLLC	69,771.26	38	ELKINS, WV
*	WEESE TRACY	60,961.31	8	SHEPHERDSTOWN, WV
	WEST CHARLES STANFORD	1,133.86	1	WILLIAMSON, WV
	WESTON LAW A LEGAL CORP	19,111.82	27	HUNTINGTON, WV
	WHEELER LAW FIRM	93,074.07	150	CHARLESTON, WV
	WHITE & CLYBURN LAW OFFICES	11,309.77	39	MOUNDSVILLE, WV
*	WHITE JUSTIN LAW OFFICE OF	5,775.13	15	SPENCER, WV
*	WHITE KEITH ATTORNEY AT LAW	5,370.43	4	SAINT MARYS, WV
	WHITE MAX H PLLC	53,432.78	119	KEYSER, WV
	WHITE THOMAS E	7,138.06	13	MOUNDSVILLE, WV
*	WHITEMAN BURDETTE PLLC	136,397.51	308	FAIRMONT, WV
	WHITEMAN FRANCES C	77,388.66	97	FAIRMONT, WV
*	WHITT MICHAEL R	206,535.09	85	LEWISBURG, WV
*	WIEDEL DIANA CARTER	54,222.87	90	WILLIAMSON, WV
*	WILCOX TIMBERA C	8,655.20	32	CHARLESTON, WV
*	WILDMAN ERIC KEITH	29,786.39	78	FAIRMONT, WV
	WILLIAMS JOHN E JR	111,599.19	137	PRINCETON, WV
	WILLIAMS PAUL ATTORNEY AT LAW PLLC	26,289.65	43	SUMMERSVILLE, WV
	WILLIAMS TRENA LAW OFFICE OF PLLC	48,208.86	76	WESTON, WV
	WILSON CHRISTOPHER M LAW OFFICE OF PLLC	39,287.59	62	FAIRMONT, WV
*	WILSON LAW OFFICE	37,133.71	112	KEYSER, WV
	WINDOM LAW OFFICES PLLC	56,628.52	40	HARRISVILLE, WV
	WINTER KURT J	10,021.40	34	BURGETTSTOWN, PA
*	WINTERS J MINGO ATTORNEY AT LAW PLLC	18,180.30	31	BECKLEY, WV
	WLO MANAGEMENT LLC	47,256.88	52	HUNTINGTON, WV
	WOLFE B SCOTT LAW OFFICE OF PLLC	44,400.14	47	HARRISVILLE, WV
	WOLFE LAW OFFICE PLLC	37,592.36	112	LOGAN, WV
	WOODS JEFF C LAW OFFICE OF	6,924.76	15	SCOTT DEPOT, WV

**PUBLIC DEFENDER SERVICES
APPOINTED COUNSEL FEES AND EXPENSES PAID
FEES (ALPHABETICAL ORDER)**

*	PAYEE	TOTAL \$	# OF CLAIMS	OFFICE LOCATION
	WOODS JOHN	5,499.30	42	BELLEVILLE, WV
	WOOTON & WOOTON	593.00	5	BECKLEY, WV
	WOOTON WOOTON & DAVIS PLLC	288.50	2	BECKLEY, WV
	WORKMAN ELLIOTT E PLLC	19,345.97	47	MADISON, WV
	WRIGHT DAYA MASADA LAW OFFICE OF PLLC	1,672.85	1	BUCKHANNON, WV
	WRIGHT LACY W	21,713.39	22	WELCH, WV
	WRIGHT STEVEN MCKAY	2,094.26	1	HUNTINGTON, WV
*	YANNI LAW FIRM	34,719.50	45	MARTINSBURG, WV
	YOHO AARON PAUL	4,229.14	12	MORGANTOWN, WV
	YOST BRIAN D	34,186.12	33	HURRICANE, WV
*	YOUNG WILLIAM PRENTICE	120,886.08	16	SHEPHERDSTOWN, WV
*	YOUNGER C CHRISTOPHER	39,551.50	17	WILLIAMSON, WV
*	YOUNGER CULLEN C ATTORNEY AT LAW	11,221.00	13	WILLIAMSON, WV
	ZERBE CARTER & ASSOCIATES PLLC	595.94	3	CHARLESTON, WV
	ZIMAROWSKI THOMAS	1,009.53	5	MORGANTOWN, WV
	APPOINTED COUNSEL VOUCHERS	24,777,710.74	35,795	

**PUBLIC DEFENDER SERVICES
APPOINTED COUNSEL FEES AND EXPENSES PAID
DIRECT EXPENSE VOUCHERS (ALPHABETICAL ORDER)**

*	DIRECT EXPENSE VOUCHERS	TOTAL \$	# OF CLAIMS	OFFICE LOCATION
	221B BAKER INC	315.67	1	BECKLEY, WV
	4DISCOVERY LLC	1,886.47	1	CHICAGO, IL
	A1 PROCESS SERVICE	53.00	1	MORGANTOWN, WV
	ADVANCED PSYCHOLOGICAL SERVICES	3,000.00	2	WHEELING, WV
	ALLEGHENY CONSULTANT SERVICES INC	570.25	2	ATHENS, WV
	AMFS	1,750.00	1	EMERYVILLE, CA
	AMMONS GARY W	6,300.00	2	CLARKSBURG, WV
	AMP PARALEGAL & INVESTIGATIVE SERVICES	207.60	1	COAL CITY, WV
	APPLIED DNA RESOURCES	1,812.50	1	COLUMBUS, OH
	ARTHUR DEBRA R	668.50	2	COLLIERS, WV
	ASHBURN CAROL A	388.85	1	BRIDGEPORT, WV
	BAKER ANDREW M MD PLLC	8,117.01	1	EDEN PRAIRIE, MN
	BAKER LYNDE G	796.00	1	VIENNA, WV
	BEHAVIORAL SCIENCE ASSOCIATES INC	2,425.00	1	WHEELING, WV
	BERNSTEIN LAWSON F MD PC	5,922.61	2	PITTSBURGH, PA
	BETLERS REPORTING & LEGAL VIDEO SERVICES LLC	1,082.99	2	HUNTINGTON, WV
	BLANKENSHIP DAWN SHANNON	83.00	1	MOUNDSVILLE, WV
	BLOSSER JULIE A	132.05	1	MORGANTOWN, WV
	BLUE RIDGE COUNSELING CENTER	275.00	1	WINCHESTER, VA
	BODE CELLMARK FORENSICS INC	9,496.66	2	LORTON, VA
	BONAZZO PRIVATE INVESTIGATIONS	1,873.71	1	GASSAWAY, WV
	BUZZO BILL J	6,468.60	8	BLUEFIELD, WV
*	CABELLS PRIVATE INVESTIGATION	23,569.57	52	CABIN CREEK, WV
	CALLAHAN PETER J PLLC	1,250.00	2	MARTINSBURG, WV
	CAMPBELL JANETTE M	812.35	1	SUTTON, WV
*	CAPITOL CITY INVESTIGATIONS LLC	5,366.39	8	CHARLESTON, WV
	CHANDLER MARCIA L	328.26	1	GREENCASTLE, PA
	CHARIS INSTITUTE FOR PSYCHOLOGICAL & FAMILY SERVICES	965.80	1	HARRISONBURG, VA
	CHARLESTON AREA MEDICAL CENTER	1,075.00	1	CHARLESTON, WV
	CHERRY BIOMETRICS INC	7,007.00	2	FALLS CHURCH, VA
	CHESLOCK TERRI R	766.15	1	FAIRMONT, WV
	CLARK MARIA K	653.60	3	BURLINGTON, WV
	CLAYMAN & ASSOCIATES PLLC	33,574.13	12	CHARLESTON, WV
	COMMONWEALTH MEDICAL LEGAL SERVICES	7,606.25	3	LOUISVILLE, KY
	COMMONWEALTH NEUROPSYCHOLOGY CONSULTING LLC	17,685.83	2	MIDLOTHLAN, VA
	COMPLETE SURVEILLANCE & INVESTIGATIVE SVS INC	132.30	1	WYTHEVILLE, VA
	COMPUTER RESCUE REPAIR LLC	4,350.00	1	WEIRTON, WV
*	CONFIDENTIAL INVESTIGATIONS & SERVICES	34,851.16	85	CHARLESTON, WV
	COOPERS INVESTIGATIVE AGENCY	25,078.81	22	BRIDGEPORT, WV
	CORNELL INVESTIGATIONS	18,754.54	28	HARRISVILLE, WV
	COTTLE JUDY D	912.45	1	FAYETTEVILLE, WV
	CROCK HAMRICK REPORTING SERVICES	397.70	2	INWOOD, WV
	CURTIS ANGELA L	635.25	1	RAVENSWOOD, WV
	DANIEL JOHN S III	6,989.33	1	MIDLOTHIAN, VA
	DICKINSON INVESTIGATIVE SERVICES LLC	1,258.21	3	CLENDENIN, WV
	DNA DIAGNOSTICS CENTER INC	7,041.76	1	FAIRFIELD, OH
	DREBOLD MICHELLE	1,578.96	1	PITTSBURGH, PA
	EASTERN PANHANDLE INVESTIGATIONS	254.90	1	CHARLES TOWN, WV
	EASTERN PSYCHOLOGICAL SERVICES INC	7,100.00	7	ROMNEY, WV
	FERDA BRIAN T INVESTIGATIVE CONSULTANT	1,515.00	2	WHEELING, WV
	FORENSIC ANALYTICAL SCIENCES INC	5,850.00	1	HAYWARD, CA

**PUBLIC DEFENDER SERVICES
APPOINTED COUNSEL FEES AND EXPENSES PAID
DIRECT EXPENSE VOUCHERS (ALPHABETICAL ORDER)**

*	DIRECT EXPENSE VOUCHERS	TOTAL \$	# OF CLAIMS	OFFICE LOCATION
	FORENSIC FIREARMS TRAINING SEMINARS INC	4,950.00	1	ELLENWOOD, GA
	FORENSIC PSYCHIATRY PLLC	66,614.58	40	HUNTINGTON, WV
	FORESTER MICHELLE S	250.25	1	ALMA, WV
	FREMOUW SIGLEY PSYCHOLOGICAL ASSOC PLLC	14,750.00	10	MORGANTOWN, WV
	GARRETSON CONSULTING INC	949.70	1	NEW MARKET, VA
	GINGER AVOCADO CONSULTANTS	2,000.00	1	BALTIMORE, MD
	GREENBUSCH GROUP INC	2,589.23	1	SEATTLE, WA
	GREENE JUDITH A	346.50	1	WINFIELD, WV
	GROSS WILLIAM F LLC	2,192.10	1	SPENCER, WV
	HAMRICK TERRY C	2,672.35	2	MARTINSBURG, WV
	HARLOW STACY LLC	5,547.24	31	PARKERSBURG, WV
	HENDERSHOT PROCESS SERVING & INVESTIGATIONS	5,917.16	6	PARKERSBURG, WV
	HERRON-RICE TRACY P	3,769.79	4	MARTINSBURG, WV
	HICKMAN SANDRA L	1,340.56	7	WAVERLY, WV
	HINES JAMES LACO	501.00	1	JANE LEW, WV
	HUDSON CLIFTON R PHD	1,800.00	2	CHARLESTON, WV
	HURLEY MARY K	961.90	2	MARTINSBURG, WV
	IBSL	1,500.00	1	CORAL SPRINGS, FL
	INTL MEDICAL LEGAL FORENSIC EXPERTS LLC	4,970.30	1	HUNTSVILLE, AL
*	INVESTIGATIVE ASSOCIATES INC	2,659.72	3	PARKERSBURG, WV
	INVESTIGATIVE SPECIALTY SERVICES LLC	500.00	1	SHADY SPRINGS, WV
	JARRELL NANCY S	100.00	1	PARKERSBURG, WV
*	JONES INVESTIGATIONS	25,994.82	23	BLUEFIELD, WV
	KELLEY SHAMELLE D	114.32	1	CHARLESTON, WV
	KHAN ALI AKBAR	3,900.00	1	BUCKHANNON, WV
	KL REPORTING	319.55	3	HUNTINGTON, WV
	KLM INVESTIGATIONS	4,115.37	5	WILLIAMSTOWN, WV
	KOCHER HOLLY A	843.15	2	NEW MARTINSVILLE, WV
	KOLB SAUNDRA J	396.15	1	ACCIDENT, MD
	KRADEL PAUL F	11,069.56	3	SHEPHERDSTOWN, WV
	KRM COURT REPORTING	569.80	1	BECKLEY, WV
	LANDES SUSAN M	635.67	2	KEYSER, WV
	LANE INVESTIGATIONS LLC	17,576.47	6	GRAYSON, KY
	LANTERN MENTAL HEALTH INC	3,250.00	3	PINEVILLE, WV
	LAUREL RIDGE PSYCHOLOGICAL ASSOCIATES LLC	825.00	1	PRINCETON, WV
	LAW-SCIENCE TECHNOLOGIES INC	5,115.38	2	WEST MILTON, OH
	LAWSON SHERRY M	148.00	1	CHARLESTON, WV
	LEGAL SCIENCE	1,575.00	1	CHARLESTON, WV
	LEVINE ROBERT T	2,886.87	1	PITTSBURGH, PA
	MACKENZIE GROUP LLC	5,239.50	2	SEARCY, AR
	MARANATHA PROFESSIONAL SERVICES LLC	27,868.79	31	DANIELS, WV
	MCCLELLAND SERVICES LLC	3,650.33	7	SHADY SPRINGS, WV
	MEADOWS AMANDA J	53.00	1	BECKLEY, WV
	MEADOWS JENNIFER J	73.15	1	WEST HAMLIN, WV
	MILMAN HARRY A	2,250.00	1	ROCKVILLE, MD
	MINOR JOHN B	4,815.00	1	ODESSA, TX
*	MORRISON STEPHEN PRIVATE INVESTIGATIONS	5,000.22	6	HUNTINGTON, WV
	MOUNTAIN STATE PSYCHOLOGICAL SERVICES PLLC	7,850.00	4	KEYSER, WV
	NEW HORIZONS PSYCHOLOGICAL ASSOCIATES PLLC	600.00	1	PRINCETON, WV
	NMS LABS	380.00	1	WILLOW GROVE, PA
	OASIS BEHAVIORIAL HEALTH SERVICES LLC	1,110.00	1	BARBOURSVILLE, WV

**PUBLIC DEFENDER SERVICES
APPOINTED COUNSEL FEES AND EXPENSES PAID
DIRECT EXPENSE VOUCHERS (ALPHABETICAL ORDER)**

*	DIRECT EXPENSE VOUCHERS	TOTAL \$	# OF CLAIMS	OFFICE LOCATION
	OHIO FINGERPRINT CONSULTING LLC	2,118.00	1	XENIA, OH
	ORION STRATEGIES LLC	14,600.00	2	CHARLESTON, WV
	OWENS ANNE R	957.65	1	LEWISBURG, WV
	PANHANDLE ACCIDENT RECONSTRUCTION	2,585.88	3	MARTINSBURG, WV
	PATE PHILIP E	36,877.82	19	WINCHESTER, VA
	PATHWAYS PSYCHOLOGICAL CENTER LLC	400.00	1	BLUEFIELD, WV
	PATTERSON REPORTING	1,101.25	2	HARPERS FERRY, WV
	PEARSE RONALD D ED D	1,500.15	2	FAIRMONT, WV
	PEDIATRIC ACADEMIC ASSOC INC	2,062.50	1	COLUMBUS, OH
	PETERS LARRY A INC	18,232.47	10	WINCHESTER, VA
	PRESIDENTIAL INVESTIGATIONS & BAIL BONDING LLC	390.00	1	MARTINSBURG, WV
	PSYCHOLOGICAL CONSULTING INC	8,375.00	6	MARTINSBURG, WV
	QUICK PRINCE PRINTING	410.18	1	BECKLEY, WV
	RALEIGH PSYCHIATRIC SERVICES INC	800.00	1	BECKLEY, WV
	RILEY RICHARD A	3,125.00	1	MORGANTOWN, WV
	ROGERSON INVESTIGATIONS LLC	2,761.73	2	POMPANO BEACH, FL
	RONE CARL M	5,736.05	2	PHILADELPHIA, PA
	SAAR PSYCHOLOGICAL GROUP PLLC	7,887.50	6	SOUTH CHARLESTON, WV
	SENSEI ENTERPRISES INC	6,364.72	2	FAIRFAX, VA
	SHOMER ROBERT	10,366.58	1	ENCINO, CA
	SLAYDEN CATHERINE A	1,412.95	5	MARTINSBURG, WV
	SMITH MARY J	425.25	1	KEYSER, WV
	SOLID ROCK INVESTIGATIONS LLC	3,908.51	7	RED HOUSE, WV
	SPECIAL SECURITY SERVICES LLC	16,262.53	2	BAKER, WV
	STEALTH INVESTIGATIONS	2,669.72	7	GASSAWAY, WV
	STEVENS PRIVATE INVESTIGATIONS & SECURITY	1,380.00	1	LENORE, WV
	STEWART ROBERT D	319.46	1	PINEVILLE, WV
	TALON INVESTIGATIONS	240.00	1	GRAFTON, WV
	TANK INVESTIGATIVE AGENCY	3,140.59	2	LUMBERPORT, WV
	TASA GROUP INC	3,955.00	1	BLUE BELL, PA
	TORNSEY JACK R	5,200.00	2	MORGANTOWN, WV
	TRANSCRIPTS NOW INC	82.00	1	SOUTH CHARLESTON, WV
	TRI S INVESTIGATIONS INC	115,656.37	148	PARKERSBURG, WV
	TRUTH SEEKER LLC	500.00	1	MORGANTOWN, WV
*	TURNING POINT INVESTIGATIVE SERVICES	10,721.09	18	SAINT ALBANS, WV
	UNITED SUMMIT CENTER INC	500.00	2	CLARKSBURG, WV
	UNIV OF VA INSTITUTE OF LAW PSYCHIATRY & PUBLIC POLICY	675.00	1	CHARLOTTESVILLE, VA
	UNIVERSITY HEALTH ASSOCIATES	6,825.00	3	MORGANTOWN, WV
	USIPA	12,329.78	9	SAINT ALBANS, WV
	VAUGHAN INVESTIGATIONS	43,872.43	85	BRADLEY, WV
	VERIFY LLC	1,000.00	1	TERRA ALTA, WV
	VINCENT SHARON L	462.00	3	MORGANTOWN, WV
	VIRGINIA DEPT OF HEALTH	2,108.19	1	MANASSAS, VA
	VOSKANIAN POGOS H	14,873.00	1	HUNTINGDON VALLEY, PA
	WECHT CYRIL H & PATHOLOGY ASSOCIATES INC	5,000.00	1	PITTSBURGH, PA
	WETZEL ROBERT J	2,800.00	1	MARTINS FERRY, OH
	WINCHESTER PSYCHOLOGICAL ASSESSMENT LLC	2,200.00	2	WINCHESTER, VA
	WINDOM DEBRA M	1,967.57	8	HARRISVILLE, WV
	WOMACK SETH P MD	3,400.00	1	TYLER, TX
	WOODS INVESTIGATIONS	27,177.22	21	BECKLEY, WV
	WYATT WILLIAM J	5,401.25	4	HURRICANE, WV

**PUBLIC DEFENDER SERVICES
APPOINTED COUNSEL FEES AND EXPENSES PAID
DIRECT EXPENSE VOUCHERS (ALPHABETICAL ORDER)**

*	DIRECT EXPENSE VOUCHERS		TOTAL \$	# OF CLAIMS	OFFICE LOCATION
	WYBLE REPORTING INC		477.50	1	MILLVILLE, NJ
	DIRECT EXPENSE VOUCHERS		959,688.54	924	

**PUBLIC DEFENDER SERVICES
APPOINTED COUNSEL FEES AND EXPENSES PAID
ROJAS (ALPHABETICAL ORDER)**

*	ROJAS VOUCHERS	TOTAL \$	# OF CLAIMS	OFFICE LOCATION
	CALLAHAN PETER J PLLC	2,500.00	1	MARTINSBURG, WV
	COHEN JOSEPH I	15,000.00	1	RIVERSIDE, CA
	COMMONWEALTH NEUROPSYCHOLOGY CONSULTING LLC	12,687.50	1	MIDLOTHLAN, VA
	FORENSIC PSYCHIATRY PLLC	1,800.00	1	HUNTINGTON, WV
	GRACE ASSESSMENT AND THERAPY SERVICES	1,787.50	1	WINCHESTER, VA
	TENNENBAUM DAVID J PHD & ASSOCIATES	8,458.75	1	COLUMBUS, OH
	WECHT CYRIL H & PATHOLOGY ASSOCIATES INC	5,000.00	1	PITTSBURGH, PA
	WINCHESTER PSYCHOLOGICAL ASSESSMENT LLC	2,600.00	2	WINCHESTER, VA
	ROJAS VOUCHERS	49,833.75	9	

PUBLIC DEFENDER SERVICES
TOTAL TRAVEL TIME (July 1, 2015 - June 30, 2016)

ATTORNEY	TOTAL TIME
Cooke, Michael	746.6
Ruth, Ryan	746.0
Hughart, Kevin W.	702.6
Victor, Matthew	613.6
Kelley, David	605.9
Chattin, Andrew	540.7
Skaggs, G. Ernest	533.8
Snead, Mary	527.9
Magann, Michael	510.4
Moffatt, Christopher	489.1
Johnson, Rebecca	486.2
Estep-Morgan, Malorie	463.3
Bond Wallace, Catherine	458.7
Pritt, Kelly	420.1
French, Elizabeth	407.5
Kirkpatrick, David	397.3
Dillon, Wells	384.2
Hatfield, Karen	381.9
Shumate, Andrew	381.4
Cooper, Jeremy	363.0
Anderson, John	359.4
Morgan, Dennie	358.0
Flinchum, R. Keith	354.1
Hinkle, Bryan	347.3
Redding, Robert	342.0
Richardson, David	336.8
Escue, Bryan	331.6
Kurelac, Peter	331.2
Bonovitch, Robin	327.7
Simmons, Hunter	327.0
Hively, Herbert	323.8
Bayliss, Shawn	312.0
Jacovetty, Gerald	308.7
Ahlborn, Courtney	306.6
Cornette, Franklin	305.6
Monk, Teresa	304.8
Miller, Christopher	298.4
Chapman, Nate	296.4
Clyburn, Brent	295.8

PUBLIC DEFENDER SERVICES
TOTAL TRAVEL TIME (July 1, 2015 - June 30, 2016)

ATTORNEY	TOTAL TIME
Evans, Thomas H. III	294.1
Courtright, Gregory	290.9
Cain, Joshua	285.3
Morelli, Ann Marie	284.5
Young, William	284.2
Hatfield, Benjamin	278.5
Long, Robby	276.9
Nanners, Steven	272.6
Cassell, Paul	269.3
Gentilozzi, Timothy	267.5
Cromley, Bryan	261.7
Rosinsky, Tim	260.4
Morgan, Ward	257.3
McGraw, Warren, II	253.1
Wheeler, Valentina	252.8
Hinerman, Holly	247.4
Rice, William	247.3
Douglass, Ernest	246.1
Rodgers, Jeffrey	245.6
Anderson, Eric	244.7
Casteel, Chaelyn	244.6
Lord, Jason	241.5
Moore, D. Kyle	238.1
Nolan, Raymond	236.9
Grindo, Daniel	235.9
Victor, Jennifer	235.3
Davis, G. Phillip	234.8
Gunn, Erica	232.1
Hawkins, James	231.8
Spenia, James	230.5
Bailey, Brian	227.5
Kurelac, Patricia	225.8
Kittle, Dennis	223.4
Jurco, John	221.8
Keesee, Ryan	220.5
McQuade, Ruth	218.1
Clevenger, James	216.8
Whiteman, Frances	215.3
Bullman, Edward	214.4

PUBLIC DEFENDER SERVICES
TOTAL TRAVEL TIME (July 1, 2015 - June 30, 2016)

ATTORNEY	TOTAL TIME
McCoy, James	214.0
Fittro, Jonathan	213.1
Oshoway, Franklin	209.4
Pettijohn, Denise	208.2
Hager, Natalie	207.0
Mazzei, Rocco	205.6
Lockwood, Jamella	205.5
Kresch , Steven	204.4
Green, Lisa	195.5
Navy, Victor	195.3
Stedman, Jason	192.4
Wilson, Lauren	191.4
Mancini, Steven	190.7
Watson, Kevin John	190.0
Vance, Brian	187.8
Bell, Sidney	181.8
Willett, Dennis	181.3
Matherly, Jeffrey	180.0
Manypenny-Raines, April	179.8
Colvin, Nicholas	179.1
Nelson, Jonie	178.9
Sirk, Timothy	178.6
Williams, Trena	177.8
Stewart, Paul	177.5
Curry, Roger	174.8
Holstein, Daniel	172.1
Myers, Jessica	171.8
Chapman, Cammie	171.4
Armstrong, Daniel	169.9
Hamilton, Charles	167.3
Bailey, Reggie	162.6
Parrott, Matthew	162.5
Powell, Eric	162.1
Nessel, Kerry	160.2
McIntyre-Nicholson, Rachelle	158.3
Baldwin, Shannon	151.7
Crockett, Kimberley	150.9
Dalby, Nancy	147.4
Cook, Steven	146.7

PUBLIC DEFENDER SERVICES
TOTAL TRAVEL TIME (July 1, 2015 - June 30, 2016)

ATTORNEY	TOTAL TIME
Stephens, Richard	146.6
Mucciola, Gabrielle	146.5
Orndorff, David	146.1
Gregory, Justin	144.3
Crawley-Woods, Ben	144.2
Carey, James	142.9
Houck, G. Todd	141.3
Rumora, Marsha	140.1
Collins, Peggy	140.0
Hardy, Roy	139.6
McCullough, Judith	138.4
Moses, Joseph	138.1
Alvarez, Jennifer	136.7
Maier, Andrew	135.6
Gunnore, Richard	134.7
Danford, Robyn	134.1
White, David	132.7
Yanni, Matthew	132.4
Bowers, Jeffrey Stuart, II	132.3
Faerber, Kristopher	132.0
Seay, Robert	131.4
Adkins, Melia	131.3
Long, Brenden	131.3
Minutelli, Michelle	131.3
Bullman, Sandra	131.2
Gutmann, Richard	130.7
Kohout, Edward	130.4
Moore, David K.	128.5
Bragg, Steve	126.0
Asbury, Michael	125.3
Santer, Joseph	124.5
Gordon, Margaret	124.1
Brock, Matthew	123.7
Scheetz, Christopher A	122.7
Anderson, David	122.5
Gain, Jason	122.1
Hershberger, Justin	122.0
Rees, James	121.8
Cary, Michael	121.7

PUBLIC DEFENDER SERVICES
TOTAL TRAVEL TIME (July 1, 2015 - June 30, 2016)

ATTORNEY	TOTAL TIME
Easton, Brent	121.7
Warman, Cheryl L.	120.8
Stewart, Joyce	119.0
Dean, William	118.6
Eachus, Michael	116.2
Howard, Gregory	115.8
Baumgartel, Rolf	115.6
Munoz, Joe	114.7
Harsh, Rhonda	113.8
Holroyd, Rick	113.2
Gardner Estep, Elizabeth	111.0
Prentice, Timothy	110.8
Francis, Eric	108.5
Gunnoe, Sherri	108.3
Shumaker, Brandon	108.0
Tyson, David	107.3
Conrad, Jamison	107.1
Gossett, Randy	107.0
Collins, Agnieszka	106.8
Humberson, Don	105.4
Nogay, Cathryn	105.3
Pritt, Christopher	104.9
Wallace, Michael	103.6
Tipton, Kevin	100.7
Bogarad, Sharon	100.4
Thompson, John M. Jr.	100.1
Harvey, Joseph	99.6
Hill Johnson, Karen	99.4
Oglesby, Monica	97.5
Farnsworth, Michael	96.2
Huson, Allison	96.2
Logue, Sean	96.2
Dinardi, Peter	95.8
Pancake, Jane Ann	92.5
Snodgrass, Lora	92.3
Goad, Jason	92.2
Fair, Matthew	91.0
Tate, Rebecca	90.9
Antolini, Kristen	90.7

PUBLIC DEFENDER SERVICES
TOTAL TRAVEL TIME (July 1, 2015 - June 30, 2016)

ATTORNEY	TOTAL TIME
Morrison, Paul V., II	90.6
Campbell, Brady	89.6
Lupardus, Timothy	88.5
Wall, Randall	88.1
Clark, Tristan	88.0
Rumora, Ronald	88.0
Davis, Amanda	87.7
Harman, Marla	87.3
Blair, Jerry	87.1
Olivero, Noel	86.2
Davis, Stephen	85.0
Ross, Kristen	84.6
Whitt, Michael	84.5
Allender, Megan	84.0
Campbell, Adam	84.0
Meadows, Todd	84.0
Scales-Sherrin, Stephanie	84.0
Graves, Matthew	83.6
Garrett, Lary	83.5
Saad, Abraham	83.1
Torres, George	82.8
Bischoff, Clinton	82.7
Scantlebury, Phillip	82.5
LaFon, Timothy	82.1
Cooper, Christopher	81.9
Brown-Bailey, Colleen	81.8
Danford, John	81.7
Huffman, William	81.6
Donadieu, Michael	81.4
Keyser Fugate, Lora	80.3
Neiswonger, Kevin	80.3
Rist, Thomas	80.1
Fleegle, Krista	80.0
Hall, Dwight	79.9
Moorehead, Christopher	79.9
Garvin, Julie	79.8
Harvey, Henry	79.7
Starcher, Kenneth	79.3
Cline, Colin	79.0

PUBLIC DEFENDER SERVICES
TOTAL TRAVEL TIME (July 1, 2015 - June 30, 2016)

ATTORNEY	TOTAL TIME
Hunter, Joseph	78.6
Turkett, Holly	77.5
Morgan, E. Lavoyd Jr	77.2
Steele, Brandon	77.0
Maze, Leslie	76.8
Duffy, Kevin	76.7
Williams, Paul	76.3
Hollandsworth, Richard	76.2
Wildman, Eric	75.9
Pennington, William	75.7
Plants, Mark	74.8
Mascio, David	74.1
Garrett, Karen	73.7
Spano, Joseph	73.4
Sklavounakis, Jerry	72.9
Glover, David	72.8
Ball, Gregory	72.0
Arnold, S. Andrew	70.0
Bartram, Shawn	69.7
Smith, Ashley	69.7
Dyer, Thomas	69.5
Price, Shannon	68.7
Smith, Matthew	68.2
Riddell, Christian	67.6
Sayre, Travis	67.0
Cowden, Allison	66.8
Handley, Tanya	66.4
Sinkkanen, Dreama	66.0
Wright, Steven	65.9
Helmick, Justina	65.8
Evans, Thomas H., III	64.7
Yost, Brian	64.6
Baker, Joel	64.5
Prall, Thomas	64.3
Hoosier, Adrian	63.8
Salmons, Ron	63.8
Williams, Ashley	63.8
Williams, John E., Jr.	63.1
Nelson, Mary	62.6

PUBLIC DEFENDER SERVICES
TOTAL TRAVEL TIME (July 1, 2015 - June 30, 2016)

ATTORNEY	TOTAL TIME
Wilson, Christopher	61.1
Orndorff, Joshua	61.0
Wolfe, B. Scott	60.9
Delligatti, Matthew	60.8
Karr, Thomas	60.8
Callaghan, Julia	60.2
Panepinto, Mark	59.7
Taylor, Adam	59.0
Shough, Scott	58.8
Miller, Joshua	58.4
Mallett, Shane	58.0
Easton, Brent	57.8
Funkhouser, John	57.7
Sikora, Jacqueline	57.2
Love, Jay	57.0
Tingler, Gregory	55.7
Miller, Rebecca	55.3
White, Max	55.2
Biddle, Jacquelyn	54.8
Sturm, Heidi	54.7
Woods, Jonny	54.1
von Dolteren, Margaret	54.0
Hostler, Carl	53.9
Wingfield, Jason	53.8
Flanigan, Ryan	53.4
Lusk, Kyle	53.3
Haynie, Belinda	53.0
Greenbaum, Steven	52.9
Burton, DeAndra	52.5
Klatt, Wilbert	52.2
Cisco-Sturgell, Kathryn	51.8
Michael, Gregory	51.3
DeMoss, David	50.3
Morgan, Tony	50.2
McClung, Christopher	50.1
Slavey, Tyler	50.1
Smith, Richard	49.6
Hinkle, Amber	49.3
Doneghy, Brendan	48.2

PUBLIC DEFENDER SERVICES
TOTAL TRAVEL TIME (July 1, 2015 - June 30, 2016)

ATTORNEY	TOTAL TIME
Ash, Gabrielle	47.3
Fuda, Thomas	47.3
Thompson, David	46.8
Weese, Tracy	46.6
Harmon-Schamberger, Barbara	46.3
Hoffman, Travis	46.3
Pritt, Alan	46.2
Fuscardo, Dante	46.0
Iapalucci, Allison	45.4
Masters, Ian	45.1
Pennington, Deanna	45.1
Rollo, Ed	44.9
Bowser, Elmer	44.8
French, Michael	44.7
May, Keisha	44.3
Austin, Brandon	44.1
Weese, Heather	43.6
Rollo, Lance	42.8
Nuttall, Richard	42.7
Bush, Frank	42.0
Nestor, William	41.0
Ryan, William	40.6
Harper, Seth	40.4
Hickman, Matthew	39.8
Osborne, Raeann	39.7
Hill, David	39.6
Harrold, Samuel	39.4
Hylton, Vickie	39.2
Pellegrin, Mark	39.2
Dolance, Jack	38.1
Roman, Melissa	37.9
Winters, Joshua	37.5
Dunlap, Robert	37.3
Chase, J. K.	37.1
Safcsak, Michael	36.8
White, Justin	36.7
Roahrig, Randal	36.6
Tichenor, Terri	36.4
Shaw, Michael	36.3

PUBLIC DEFENDER SERVICES
TOTAL TRAVEL TIME (July 1, 2015 - June 30, 2016)

ATTORNEY	TOTAL TIME
Steed, Debra	36.3
Sherman, Lawrence E., Jr.	35.9
Brill, Jonathan	35.8
Yoho, Aaron	35.2
Hager, Earl	34.9
Haines, Meredith	34.9
Pratt, Lena Donna	34.6
Hendricks, Peter	34.2
Summers, William B	34.2
Grunau, David	34.1
Craft, Justin	33.4
Carlton, Robert	33.2
Moore, Jared	32.7
Kuhn, Kelley	32.6
Ciliberti, Anthony	32.3
Hawrot, Lisa	31.9
Mills, James	31.8
Ryan, Kourtney A	31.7
Ours, John	30.8
Pahl, Andrew	30.8
Greiner, Cathy	30.2
Flanigan, Paige	30.0
Raber, Justin	29.4
Kuhl, Maggie	29.2
Martin, Joshua	28.9
Davis, Jeffery	28.8
Erhard, Craig	28.7
Arbuckle, Douglas	27.0
Rozas, Ramon	27.0
Diehl, Elizabeth Layne	26.9
Wilcox, Timbera	26.8
Workman, Elliott	26.8
Cooper, John W.	26.6
Shafer, Amy	26.6
Prentice, Anne	26.5
Chapman, Mary Beth	25.8
Regula, Rae	25.8
Carr, John	25.6
Corey, Daniel	25.4

PUBLIC DEFENDER SERVICES
TOTAL TRAVEL TIME (July 1, 2015 - June 30, 2016)

ATTORNEY	TOTAL TIME
Taylor, Jennifer	25.2
Campbell, Robert	25.0
Dooley, Katherine	25.0
Blyler, Howard	24.8
Rohrig, Frederick M. Dean	24.6
Santa Barbara, Michael	24.6
Treadway, John	24.5
Price, Tom	24.4
Kratovil, James	24.1
Wolfe, Steven	24.1
Lawson, Joshua	24.0
Ashley, Anita	23.8
McCoid, Robert G.	23.8
Taylor, Chad	23.8
Windom, Rodney	23.2
Kirby, Todd	23.1
Robertson, Connor	23.1
Estes, Lisa A.	22.6
Heltzel, Anthony	22.3
Mick, Rebecca E	22.3
Blair, Jeffrey	21.7
Angotti, Mary Beth	21.6
Saville, Royce	21.6
Varney, Donald	21.5
Moye, David	21.4
ReBrook, Edward III	21.4
Windom, Scott	21.4
Morgan, Damon	21.2
Bright, Hilary	21.0
Brunicardi-Doss, Angela	21.0
Noone, Robert	20.9
Mauser, Bernard	20.7
Stollings, Harley	20.5
Murphy, Stephen	20.4
Brown, Scott	20.0
Heishman, James	20.0
Turner, Ryan	19.9
Bottner, Kirk	19.6
Cogan, Timothy	19.5

PUBLIC DEFENDER SERVICES
TOTAL TRAVEL TIME (July 1, 2015 - June 30, 2016)

ATTORNEY	TOTAL TIME
Dye, Jeffrey	19.5
Henderson, Andre	19.5
Morton, Joyce Helmick	19.3
Simmons, Lonnie	19.0
Bowser, Philip	18.8
Evans, Wayne	18.5
Giggenbach, Melissa	18.4
Kettering, Paul	17.4
Lefler, Christopher	17.2
Nelson, James	17.1
Sharley, Michael	17.0
Everett, Mark	16.8
McDermott, Shawn	16.8
Spadaro, Laura	16.8
White, Thomas	16.7
Kahle, Karen	16.6
Clifton, J. L.	16.5
Woods, Jeff	16.3
Barnhart, Christopher	16.2
Simmons, Berkeley	16.2
Ellem, John	16.0
Kirkland, J. Daniel	16.0
Mirhoseini, David	15.9
Dixon, Sarah	15.7
Moran, Jane	15.7
Glass, Jason	15.6
McClure, Allison	15.6
Morris, Christopher	15.6
Kepple, Mark	15.5
Skillman, David	15.5
Evans, Jenny M.	15.3
Ogle, Candace	15.2
Thorn, Matthew	15.2
Winter, Kurt	15.0
James, Nicholas	14.8
Majestro, Cynthia	14.6
Briscoe, L. Scott	14.4
Froble, Michael	14.3
LaCaria, Philip	14.0

PUBLIC DEFENDER SERVICES
TOTAL TRAVEL TIME (July 1, 2015 - June 30, 2016)

ATTORNEY	TOTAL TIME
Kavitz, Beth	13.8
White, Keith	13.7
Triplett, Jefferson	13.6
Judy, David	13.5
Tissue, Philip	13.5
DiPiero, Timothy	13.4
Sellaro, Amber	13.4
Harvey, Matthew	13.2
Conway, Krista	13.0
Kelley, Dennis E	13.0
Rosenlieb, Duane	12.9
Jewell, Jonathan	12.1
Furner, Dean	12.0
Blalock, Joseph	11.8
Geary, James Paul II	11.8
Van Zant, Susan	11.7
Risovich, Frederick	11.4
Slater, Elisabeth	11.3
Hardison, John	11.0
Flannery, Carolyn	10.6
Hoxie, Thomas	10.6
Mills, Kevin	10.4
King, Wayne	10.0
Moore, Harry	10.0
Poore, Meshea	9.9
Morton, Joyce	9.7
Forbes, W. Jesse	9.5
Hood, C. Christopher	9.4
Stephens, Gloria	9.4
Camilletti, David	9.3
Robinson, Kevin	9.2
Ashley, Lindsey	9.0
Farrell Woodyard, Megan	9.0
Sites, Jason	9.0
Herndon, Stephen	8.9
Lyons, Teresa	8.9
Adams, William	8.8
Saffer, Martin	8.8
Sutton, John	8.8

PUBLIC DEFENDER SERVICES
TOTAL TRAVEL TIME (July 1, 2015 - June 30, 2016)

ATTORNEY	TOTAL TIME
Conway, Glen	8.6
Hart, David S.	8.5
Hill, James	8.4
Hoosier, Michelle	8.4
Starcher, Heather	8.1
Radman, Scott	8.0
Smith, Harry	8.0
Thorne, Steven	8.0
Cook, Erica	7.9
Bailess, Todd	7.7
Howley, Loren	7.6
Patton, Andrew	7.5
Flanigan, Christina	7.4
Boggs, Apryll	7.3
Frum, G. Bradley	7.3
Honaker, Calvin	7.2
Lambert, Roger	7.2
Moye, Lisa	7.2
Hamilton, Neal Jay	7.1
Bouchillon, Neil R	7.0
Dyer, Zachary	7.0
Eritano, Rebecca	7.0
Lyll, Jerry	6.8
Walters, Nathan	6.8
Mullins-Taylor, Mindi	6.7
Simms, Michael	6.7
Thompson, Lauren	6.7
Phillips, Todd	6.6
Hansberry, Matthew	6.4
Holdren, Jason	6.3
Ford, Richard	6.2
Boggs Lefler, Leigh	6.1
Butler, John	6.1
Gallagher, William	6.0
Kroger, Thomas	6.0
Lefler, Derrick	6.0
Pence, David	6.0
Qualls, Alvie E., II	6.0
Younger, C. Christopher	6.0

PUBLIC DEFENDER SERVICES
TOTAL TRAVEL TIME (July 1, 2015 - June 30, 2016)

ATTORNEY	TOTAL TIME
Austrian, Nathan	5.8
Hart, David	5.7
Hausman, Linda	5.7
Lanham, Amy	5.6
Stone, Robert C., Jr.	5.5
Collins, David	5.4
Burns, Daniel	5.2
Callaghan, Stephen	5.0
Davis, Kevin	5.0
Hardway, Dan	5.0
Peyton, Thomas	5.0
Barney, Mark	4.9
Taylor, Allison	4.9
Eagloski, N. Edward	4.8
Tyree, Scott	4.8
Lord, Erica	4.7
Brooks, John	4.6
Mosko, Joe	4.6
Easter, Amber	4.5
Lash, Franklin	4.5
Cardoso, Leanne	4.4
Harmon, Sarah	4.3
Linkous, Timothy	4.3
Tennant, Donald J., Jr.	4.3
Bailey, Dennis	4.2
Janutolo, Thomas	4.2
Justice, Ashley	4.2
Alberty, Michael	4.1
Bucy, Winifred	4.0
Hopkins, Virginia	3.7
Bean, William	3.6
Barnett, Kenneth	3.5
Robey, Jenna	3.5
Selden, Stanley	3.5
Bellomy, Donald	3.4
Selario, Michael	3.4
Shockley, James Brian	3.0
Gilbert, David	2.9
Fischer, Jonathon	2.8

PUBLIC DEFENDER SERVICES
TOTAL TRAVEL TIME (July 1, 2015 - June 30, 2016)

ATTORNEY	TOTAL TIME
Atkinson, Natalie	2.6
Ray, Amanda	2.5
Bohn, Sara	2.3
Clark, Matthew	2.3
Littlepage, Stephen	2.3
Zurbuch, Peter	2.3
Finch, Laura	2.2
Clay, Paul	2.0
Conley, Ginny	2.0
Fraley, Lawrence	2.0
Gall, Conrad	2.0
Gilliam, Candice	2.0
Hill, Susie	2.0
Poole, Zachary	2.0
Pritt, Justin	2.0
Tucker, Gregory	2.0
Underwood Poe, Molly	2.0
Wooton, Rusty	2.0
Bryan, Carson	1.8
Folickman , Pamela	1.8
Bazzle, J. Parker, II	1.7
Blevins, Michael	1.7
Stroeck, Christopher	1.7
Vital, R. Matthew	1.6
Dorsey, William	1.5
Juba-Plumley, Rosalee	1.5
Vital, Richard L.	1.5
West, Charles	1.5
Fast, Thomas	1.4
Sproles, Gregory	1.4
Stapleton, Matt	1.4
Salango, Patrick	1.2
Hall, Karen	1.1
Barrat, Robert	1.0
Hatfield, Matthew	1.0
Sherman, Peter	1.0
Toor, Mark	1.0
Younger, Cullen	1.0
Thompson, Shana	0.8

PUBLIC DEFENDER SERVICES
TOTAL TRAVEL TIME (July 1, 2015 - June 30, 2016)

ATTORNEY	TOTAL TIME
Beavers, Patricia	0.6
Payne, Michael	0.6
Childers, Sharon	0.5
Osgood, Amy	0.5
Scott, John	0.5
Smith, Clinton W.	0.5
Abraham, Brian	0.4
Chenoweth, Robert	0.4
Hunt, Ashley	0.4
Ilderton, Robert	0.4
Riley, V. Alan	0.4
Roop, Paul	0.4
Stapleton, John W.	0.4
Zurbuch, Jeffrey	0.4
Curnutte, Scott	0.3
Helgoe, Barron	0.3
Wilson, Bridgette	0.3
Bever, Darla	0.2
Little, Jamie	0.2
Stout, Matthew	0.2
Walker-Gaskins, Chelsea	0.2
Ewing, Thomas	0.1
TOTAL	55,760.3

PUBLIC DEFENDER SERVICES
FY2016 HIGHEST COMPENSATED SHOWING TOTAL \$ AND TOTAL OF IN- AND OUT-OF-COURT HOURS
IN ORDER BY TOTAL \$

PAYEE ATTORNEY	# OF ATTSY	FY2016			FY2015			FY2014			FY2013			FY2012		
		TOTAL \$	IN	OUT	TOTAL \$	IN	OUT	TOTAL \$	IN	OUT	TOTAL \$	IN	OUT	TOTAL \$	IN	OUT
MCGRAW LAW OFFICES BURLESON JOHN T MCGRAW WARREN II	1	266,873.50	456.80	5,270.70	85,890.00	170.70	1,662.10	40,195.00	59.90	806.70	42,516.00	62.10	855.10	91,395.00	133.20	1,838.60
		0.00	0.00	0.00	0.00	0.00	0.00	2,163.00	18.60	21.20	698.50	7.70	4.40	0.00	0.00	0.00
		266,873.50	456.80	5,270.70	85,890.00	170.70	1,662.10	38,032.00	41.30	785.50	41,817.50	54.40	850.70	91,395.00	133.20	1,838.60
VICTOR VICTOR & HELGOE LLP HELGOE BARRON VICTOR JENNIFER VICTOR MATTHEW	3	260,687.00	828.60	4,596.17	190,962.50	546.10	3,454.80	224,457.50	598.60	4,123.30	194,107.52	538.90	3,535.08	187,948.50	572.70	3,349.40
		14,766.00	47.10	260.10	8,034.50	38.80	122.50	2,230.00	8.90	36.70	7,626.00	12.30	151.70	13,275.00	55.80	214.40
		90,021.00	274.20	1,604.40	66,140.50	194.60	1,188.70	68,712.00	212.70	1,219.70	77,760.02	237.40	1,385.08	91,140.00	278.40	1,623.20
KURELAC LAW OFFICE PLLC KURELAC PATRICIA KURELAC PETER	2	155,900.00	507.30	2,731.67	116,787.50	312.70	2,143.60	153,515.50	377.00	2,866.90	108,721.50	289.20	1,998.30	83,533.50	238.50	1,511.80
		255,973.00	534.80	4,915.80	142,891.00	320.30	2,712.70	256,908.64	562.90	4,896.00	205,632.50	522.70	3,814.60	123,210.50	320.20	2,275.50
		113,013.00	252.00	2,147.40	52,061.50	123.80	978.10	120,862.00	272.30	2,292.50	93,665.00	276.40	1,682.20	47,748.50	135.40	865.50
HARVEY & JANUTOLO HAGER NATALIE HARVEY HENRY HARVEY JOSEPH JANUTOLO THOMAS	4	142,960.00	282.80	2,768.40	90,829.50	196.50	1,734.60	136,046.64	290.60	2,603.50	111,967.50	246.30	2,132.40	75,462.00	184.80	1,410.00
		241,759.50	488.10	4,667.40	282,225.50	684.40	5,283.10	202,778.50	482.90	3,808.63	203,953.00	402.50	3,950.90	131,440.50	276.30	2,521.80
		74,613.50	246.10	1,302.60	82,202.00	286.90	1,412.30	61,419.00	176.60	1,109.75	64,568.00	184.60	1,168.20	46,085.00	138.40	824.20
MICHAEL R WHITT SAL SELLARO THORN CULPEPPER LEGAL GROUP PLLC ANDERSON DAVID ASH GABRIELLE BROOKS PATRICK DANFORD JOHN SAL NATALIE SELLARO AMBER SHEETS JOSHUA STOUT MATTHEW THORN MATTHEW VON DOLTEREN MARGARET WILLIAMS ASHLEY	8	67,780.00	78.80	1,392.40	71,917.00	100.70	1,452.70	31,783.00	49.20	635.22	55,365.00	84.00	1,109.00	29,600.00	36.40	605.20
		97,901.50	156.80	1,949.10	122,568.50	279.10	2,320.60	109,576.50	257.10	2,063.65	83,743.00	133.10	1,668.70	53,471.50	97.10	1,048.00
		1,464.50	6.40	23.30	5,538.00	17.70	97.50	0.00	0.00	0.00	277.00	0.80	5.00	2,284.00	4.40	44.40
LAW OFFICES OF NANNERS & WILLETT LC FLANIGAN CHRISTINA NANNERS STEVEN WILLETT DENNIS RUMORA & RUMORA LC RUMORA MARSHA RUMORA RONALD	3	205,628.00	377.80	4,023.80	141,062.00	273.40	2,739.80	115,555.00	210.80	2,263.40	139,651.00	258.20	2,730.40	123,212.00	235.00	2,398.60
		180,102.50	449.50	3,353.00	217,699.00	545.30	4,050.10	211,530.20	480.90	4,006.03	121,253.00	302.20	2,258.00	17,814.00	45.60	330.00
		79,882.50	217.50	1,461.00	71,085.00	204.90	1,283.70	76,186.70	202.50	1,400.53	63,182.00	143.20	1,197.20	0.00	0.00	0.00
LAW OFFICES OF NANNERS & WILLETT LC FLANIGAN CHRISTINA NANNERS STEVEN WILLETT DENNIS RUMORA & RUMORA LC RUMORA MARSHA RUMORA RONALD	3	0.00	0.00	0.00	0.00	0.00	0.00	385.50	1.50	6.40	0.00	0.00	0.00	0.00	0.00	0.00
		0.00	0.00	0.00	0.00	0.00	0.00	14,198.00	48.40	245.60	887.50	2.30	16.40	0.00	0.00	0.00
		29,363.50	84.20	530.90	80,415.00	202.50	1,494.50	38,459.50	87.20	728.70	34,609.00	93.80	633.60	17,639.50	45.20	326.70
LAW OFFICES OF NANNERS & WILLETT LC FLANIGAN CHRISTINA NANNERS STEVEN WILLETT DENNIS RUMORA & RUMORA LC RUMORA MARSHA RUMORA RONALD	3	629.00	3.10	9.50	3,423.50	10.30	61.20	33,951.50	34.60	704.50	15,405.50	43.30	279.80	0.00	0.00	0.00
		1,630.00	3.20	31.60	0.00	0.00	0.00	0.00	0.00	0.00	0.00	0.00	0.00	0.00	0.00	0.00
		8,624.00	25.30	155.10	14,771.00	45.10	263.10	15,884.00	55.30	273.10	5,914.00	17.60	106.00	174.50	0.40	3.30
LAW OFFICES OF NANNERS & WILLETT LC FLANIGAN CHRISTINA NANNERS STEVEN WILLETT DENNIS RUMORA & RUMORA LC RUMORA MARSHA RUMORA RONALD	3	7,188.00	13.80	139.80	4,871.50	17.00	83.70	5,719.50	10.80	111.50	565.00	0.80	11.40	0.00	0.00	0.00
		31,737.00	35.70	653.70	42,269.50	61.70	850.20	2,809.50	6.60	52.90	0.00	0.00	0.00	0.00	0.00	0.00
		21,048.50	66.70	371.40	863.50	3.80	13.70	23,936.00	34.00	482.80	690.00	1.20	13.60	0.00	0.00	0.00
LAW OFFICES OF NANNERS & WILLETT LC FLANIGAN CHRISTINA NANNERS STEVEN WILLETT DENNIS RUMORA & RUMORA LC RUMORA MARSHA RUMORA RONALD	3	277,682.00	1,132.90	4,534.30	277,682.00	1,132.90	4,534.30	213,625.50	783.30	3,615.80	199,882.00	766.40	3,334.80	222,131.00	821.80	3,749.20
		48,838.50	187.20	814.90	99,671.50	383.90	1,660.40	68,113.50	252.30	1,149.20	64,374.00	256.80	1,059.60	46,018.50	193.80	742.70
		105,370.50	411.00	1,747.90	91,528.00	318.50	1,573.90	86,819.00	259.00	1,555.20	89,556.50	297.10	1,561.00	118,163.00	377.20	2,081.00
LAW OFFICES OF NANNERS & WILLETT LC FLANIGAN CHRISTINA NANNERS STEVEN WILLETT DENNIS RUMORA & RUMORA LC RUMORA MARSHA RUMORA RONALD	3	24,381.00	90.00	411.80	86,482.50	430.50	1,300.00	58,693.00	272.00	911.40	45,951.50	212.50	714.20	57,949.50	250.80	925.50
		175,003.00	338.30	3,400.30	142,948.50	415.20	2,576.90	18,931.00	57.00	338.36	22,330.50	64.20	403.50	4,104.50	15.10	69.40
		131,216.50	274.10	2,520.00	105,561.50	317.50	1,887.20	0.00	0.00	0.00	0.00	0.00	0.00	0.00	0.00	0.00
LAW OFFICES OF NANNERS & WILLETT LC FLANIGAN CHRISTINA NANNERS STEVEN WILLETT DENNIS RUMORA & RUMORA LC RUMORA MARSHA RUMORA RONALD	3	43,786.50	64.20	880.30	37,387.00	97.70	689.70	18,931.00	57.00	338.36	22,330.50	64.20	403.50	4,104.50	15.10	69.40
		43,786.50	64.20	880.30	37,387.00	97.70	689.70	18,931.00	57.00	338.36	22,330.50	64.20	403.50	4,104.50	15.10	69.40
		43,786.50	64.20	880.30	37,387.00	97.70	689.70	18,931.00	57.00	338.36	22,330.50	64.20	403.50	4,104.50	15.10	69.40

PUBLIC DEFENDER SERVICES
FY2016 HIGHEST COMPENSATED SHOWING TOTAL \$ AND TOTAL OF IN- AND OUT-OF-COURT HOURS
IN ORDER BY TOTAL \$

PAYEE ATTORNEY	# OF ATTSY	FY2016			FY2015			FY2014			FY2013			FY2012		
		TOTAL \$	IN	OUT	TOTAL \$	IN	OUT	TOTAL \$	IN	OUT	TOTAL \$	IN	OUT	TOTAL \$	IN	OUT
GARRETT & GARRETT BRILL JONATHAN GARRETT KAREN GARRETT LARY ORNDORFF JOSHUA	3	174,938.50	392.00	3,321.30	129,477.00	275.10	2,479.90	140,872.30	293.10	2,707.13	158,987.50	337.40	3,045.70	159,015.50	344.20	3,036.50
		0.00	0.00	0.00	0.00	0.00	0.00	0.00	0.00	0.00	0.00	0.00	0.00	19,835.00	42.70	379.10
		43,298.00	102.10	814.70	69,155.50	158.60	1,307.70	59,598.50	108.00	1,168.41	80,748.50	175.30	1,541.20	67,856.00	154.60	1,284.60
		90,871.50	181.50	1,757.20	57,133.00	107.60	1,114.20	81,273.80	185.10	1,538.72	78,239.00	162.10	1,504.50	71,324.50	146.90	1,372.80
		40,769.00	108.40	749.40	3,188.50	8.90	58.00	0.00	0.00	0.00	0.00	0.00	0.00	0.00	0.00	0.00
CHILDLAW SERVICES INC ALVAREZ JENNIFER BOND WALLACE CATHERINE CRESCITELLI TODD ESTEP-MORGAN MALORIE HUSON ALLISON LYNCH JULIE OGLESBY MONICA	4	174,319.00	522.80	3,118.60	162,298.00	582.30	2,765.52	105,807.00	312.90	1,899.30	103,930.00	301.40	1,874.20	113,550.50	426.70	1,907.00
		20,748.50	66.10	365.60	54,615.50	202.00	921.90	32,904.50	12.30	69.00	0.00	0.00	0.00	0.00	0.00	0.00
		72,182.50	214.10	1,294.80	58,790.50	202.80	1,013.52	62,900.00	224.50	1,073.50	4,794.00	21.00	76.20	0.00	0.00	0.00
		0.00	0.00	0.00	0.00	0.00	0.00	0.00	0.00	0.00	0.00	0.00	0.00	13,218.00	51.60	219.20
		79,833.50	235.30	1,434.20	45,490.50	163.80	774.30	0.00	0.00	0.00	0.00	0.00	0.00	0.00	0.00	0.00
		0.00	0.00	0.00	0.00	0.00	0.00	38,260.00	74.30	742.90	27,239.50	50.00	533.10	1,398.00	5.10	23.70
		0.00	0.00	0.00	3,401.50	13.70	55.80	742.50	1.80	13.90	71,896.50	230.40	1,264.90	98,934.50	370.00	1,664.10
		1,554.50	7.30	24.00	0.00	0.00	0.00	0.00	0.00	0.00	0.00	0.00	0.00	0.00	0.00	0.00
		164,274.50	477.10	2,961.40	140,220.00	406.80	2,528.40	118,950.00	328.90	2,168.26	118,593.50	299.50	2,202.80	114,592.50	256.50	2,176.00
		157,673.00	453.70	2,848.50	140,220.00	406.80	2,528.40	118,950.00	328.90	2,168.26	118,593.50	299.50	2,202.80	114,592.50	256.50	2,176.00
EVANS THOMAS HANNA PLLC EVANS THOMAS H III MILLER JOSHUA	2	6,601.50	23.40	112.90	0.00	0.00	0.00	0.00	0.00	0.00	0.00	0.00	0.00	0.00	0.00	0.00
		160,759.50	246.90	3,215.80	107,795.00	197.20	2,110.60	186,659.50	290.30	3,728.66	116,448.50	200.80	2,297.70	98,020.50	184.80	1,911.30
MOSES JOSEPH J LAW OFFICE OF DAVID B KELLEY	1	152,581.00	472.70	2,707.90	181,634.00	498.40	3,316.40	142,748.50	391.10	2,607.25	171,818.50	484.40	3,118.50	169,089.00	462.90	3,088.90
		150,278.50	280.40	2,934.50	75,407.50	158.90	1,446.20	94,380.00	251.40	1,734.20	37,151.00	92.20	692.40	7,391.50	22.40	131.90
KIRKPATRICK LAW OFFICE PLLC KIRKPATRICK DAVID ROSS KRISTEN TAYLOR ADAM	2	143,902.50	268.50	2,810.00	75,407.50	158.90	1,446.20	48,883.50	97.20	945.90	16,930.50	39.90	318.60	7,391.50	22.40	131.90
		6,376.00	11.90	124.50	0.00	0.00	0.00	0.00	0.00	0.00	0.00	0.00	0.00	0.00	0.00	0.00
		0.00	0.00	0.00	0.00	0.00	0.00	45,496.50	154.20	788.30	20,220.50	52.30	373.80	0.00	0.00	0.00
DANIEL S COREY	1	147,169.50	76.80	3,159.50	146,537.00	100.30	3,111.50	132,891.00	89.40	2,824.00	142,888.00	94.50	3,029.90	120,112.00	78.20	2,556.20
		146,744.15	671.76	2,290.67	182,334.50	603.40	3,180.30	198,219.00	653.10	3,461.50	193,501.00	495.50	3,584.30	124,976.50	307.70	2,332.80
COURTRIGHT LAW OFFICES PLLC	1	146,737.00	286.70	2,846.70	110,152.50	237.90	2,104.20	143,515.50	394.30	2,706.34	104,835.50	236.20	1,988.50	95,465.00	213.40	1,813.20
		141,130.50	372.00	2,598.90	141,009.00	335.10	2,649.50	103,474.50	238.80	1,954.50	117,513.00	241.20	2,263.00	119,575.00	205.70	2,360.10
CASTELL LAW FIRM PLLC	1	138,895.00	289.70	2,668.10	44,512.00	81.80	871.00	0.00	0.00	0.00	0.00	0.00	0.00	0.00	0.00	0.00
		138,734.50	188.30	2,811.00	194,865.00	287.40	3,915.20	164,539.00	251.60	3,293.00	206,168.50	305.60	4,140.10	160,108.00	201.50	3,266.90
MOUNTAINEER LEGAL SERVICES PLLC IAPALUCCI ALLISON NELSON MARY	2	52,232.50	110.30	1,001.40	70,984.50	128.10	1,392.40	62,662.50	123.30	1,214.40	71,781.50	119.80	1,422.10	71,123.00	96.10	1,441.70
		86,502.00	78.00	1,809.60	123,880.50	159.30	2,522.80	101,876.50	128.30	2,078.60	134,387.00	185.80	2,718.00	88,985.00	105.40	1,825.20
LAW OFFICE OF COURTNEY LAHLBORN PLLC	1	135,832.50	370.80	2,482.90	72,659.50	220.40	1,296.30	116,520.00	340.50	2,097.50	105,813.50	315.70	1,895.40	46,141.00	159.20	795.40
		133,418.00	210.70	2,660.50	146,712.50	210.10	2,956.80	144,670.00	207.20	2,915.60	150,089.00	236.50	2,993.70	118,728.50	128.10	2,453.37
WHITEMAN BURDETTE PLLC DANFORD ROBYN MINUTELLI MICHELLE WHITEMAN FRANCES C	2	53,684.50	75.80	1,083.50	76,294.50	102.00	1,548.10	81,052.00	106.10	1,647.90	78,660.00	134.10	1,554.30	59,700.50	71.10	1,223.97
		79,733.50	134.90	1,577.00	70,418.00	108.10	1,408.70	63,618.00	101.10	1,267.70	70,853.00	100.60	1,429.20	58,058.50	56.00	1,209.30
NESSEL LAW FIRM	1	0.00	0.00	0.00	0.00	0.00	0.00	0.00	0.00	0.00	576.00	1.80	10.20	969.50	1.00	20.10
		132,983.00	442.30	2,316.30	85,369.50	297.00	1,468.10	45,116.50	195.80	719.75	37,621.50	171.30	588.60	73,227.00	270.60	1,236.40

PUBLIC DEFENDER SERVICES
FY2016 HIGHEST COMPENSATED SHOWING TOTAL \$ AND TOTAL OF IN- AND OUT-OF-COURT HOURS
IN ORDER BY TOTAL \$

PAYEE ATTORNEY	# OF ATTSY	FY2016			FY2015			FY2014			FY2013			FY2012		
		TOTAL \$	IN	OUT	TOTAL \$	IN	OUT	TOTAL \$	IN	OUT	TOTAL \$	IN	OUT	TOTAL \$	IN	OUT
MORGAN E LAVOYD JR & ASSOCIATES LC	2	132,843.50	329.80	2,475.70	113,128.50	198.60	2,227.10	47,644.00	80.30	942.76	46,000.50	86.70	897.00	45,570.50	92.20	879.50
MILLER RANDY K		0.00	0.00	0.00	0.00	0.00	0.00	0.00	0.00	0.00	0.00	0.00	0.00	99.00	0.00	2.20
MORGAN E LAVOYD JR		67,726.50	151.50	1,286.20	91,395.50	131.20	1,841.50	47,453.00	79.30	939.96	46,000.50	86.70	897.00	45,471.00	92.20	877.30
PETTIJOHN DENISE		65,117.00	178.30	1,189.50	21,733.00	67.40	385.60	191.00	1.00	2.80	0.00	0.00	0.00	0.00	0.00	0.00
BULLMAN & BULLMAN	2	129,491.00	633.10	1,963.10	84,372.50	352.00	1,366.50	106,006.00	456.80	1,695.87	49,687.50	186.00	835.50	76,446.00	335.70	1,213.90
BULLMAN EDWARD		88,193.00	424.90	1,346.10	59,985.50	248.20	974.50	56,876.50	228.50	933.87	44,057.00	156.70	752.70	59,604.00	264.90	941.90
BULLMAN SANDRA		41,298.00	208.20	617.00	24,387.00	103.80	392.00	49,129.50	228.30	762.00	5,630.50	29.30	82.80	16,842.00	70.80	272.00
SHAWN D BAYLISS	1	124,550.00	247.90	2,409.70	59,975.00	120.10	1,159.30	133,899.65	259.80	2,600.28	43,400.00	90.10	834.30	73,352.50	144.80	1,420.90
MOFFATT CHRISTOPHER G	1	124,399.00	316.40	2,307.40	165,409.24	360.20	3,155.47	198,151.00	332.50	3,923.08	198,316.00	326.30	3,935.70	184,473.00	291.60	3,678.20
CHARLES R HAMILTON	1	122,848.50	228.30	2,400.20	122,323.50	192.60	2,440.10	113,219.00	175.00	2,263.20	106,615.50	181.20	2,107.50	112,968.00	189.90	2,236.10
ESCUE LAW OFFICE	2	122,668.50	464.10	2,055.60	135,558.50	479.50	2,319.80	161,900.50	701.30	2,584.80	154,589.00	746.80	2,356.60	97,838.50	458.30	1,512.20
CHAPMAN NATE		50,564.50	172.70	874.20	30,442.00	104.60	525.40	1,230.00	7.50	16.50	0.00	0.00	0.00	0.00	0.00	0.00
ESCUE BRYAN		72,104.00	291.40	1,181.40	95,119.00	359.00	1,595.20	110,606.00	469.60	1,779.60	90,365.50	431.60	1,384.70	60,437.00	288.10	926.90
PRITT ALAN L		0.00	0.00	0.00	0.00	0.00	0.00	0.00	0.00	0.00	0.00	0.00	0.00	17,287.50	60.00	297.50
PRITT JUSTIN		0.00	0.00	0.00	8,371.00	11.30	169.70	20,859.50	92.80	329.50	38,884.50	183.60	598.90	18,945.00	102.60	272.80
SUNVOG ELIZABETH		0.00	0.00	0.00	1,626.50	4.60	29.50	29,205.00	131.40	459.20	25,339.00	131.60	373.00	1,169.00	7.60	15.00
ELIZABETH A FRENCH	1	121,532.00	415.60	2,100.40	37,846.00	124.70	660.90	0.00	0.00	0.00	0.00	0.00	0.00	0.00	0.00	0.00
HAWKINS JAMES E JR	1	120,504.00	429.90	2,056.90	65,984.00	277.00	1,066.20	106,688.00	468.10	1,694.70	75,840.00	298.20	1,254.60	98,635.50	342.90	1,696.60
ERICA BRANNON GUNN ATT AT LAW PLLC	1	119,413.50	664.50	1,693.80	93,279.50	485.50	1,371.60	63,673.00	386.10	857.25	24,610.50	108.90	389.60	20,323.50	101.10	305.60
WELLS H DILLON	1	118,322.00	223.60	2,306.40	103,256.50	217.10	1,981.00	115,702.50	207.60	2,271.29	117,160.00	240.20	2,256.60	131,374.50	258.60	2,545.90
JAMELLA L LOCKWOOD	1	118,099.50	362.10	2,101.40	118,362.00	394.80	2,060.00	72,013.00	240.50	1,252.90	4,433.00	9.70	84.50	0.00	0.00	0.00
COOKE MICHAEL P	1	117,556.50	528.90	1,848.40	119,249.00	531.83	1,881.78	157,291.95	530.75	2,728.71	128,654.00	422.50	2,248.70	108,474.50	295.30	1,984.00
ROCCO E MAZZEI	1	117,434.00	166.60	2,369.00	144,748.00	176.90	2,961.10	99,944.50	122.30	2,044.33	94,938.50	153.10	1,888.60	108,840.50	130.00	2,230.90
LAW OFFICE OF ROBBY N LONG LC	1	115,894.50	453.00	1,921.10	77,273.00	387.40	1,157.60	62,039.00	326.60	906.88	62,418.50	283.90	977.00	70,226.00	291.10	1,140.10
NOLAN LAW FIRM	1	115,682.00	508.30	1,836.50	80,790.00	432.30	1,170.90	101,420.00	496.80	1,536.18	91,002.50	490.90	1,313.20	46,017.00	230.40	689.80
MAGANN LAW OFFICE PLLC	1	114,903.50	202.30	2,261.20	95,475.00	202.20	1,829.60	69,579.50	163.60	1,309.90	107,030.00	262.00	2,000.00	123,754.00	398.00	2,175.20
MAGANN MICHAEL		114,903.50	202.30	2,261.20	95,475.00	202.20	1,829.60	69,579.50	163.60	1,309.90	100,453.50	239.40	1,886.50	110,699.00	346.90	1,958.90
WILLIAMSON JANET C		0.00	0.00	0.00	0.00	0.00	0.00	0.00	0.00	0.00	6,576.50	22.60	113.50	13,055.00	51.10	216.30
YOUNG WILLIAM PRENTICE	1	114,437.50	132.20	2,352.10	94,319.00	188.50	1,823.70	107,925.00	282.90	1,989.70	115,582.50	325.80	2,097.90	162,747.00	482.40	2,919.80
HUGHART LAW OFFICE	1	114,097.00	287.30	2,120.50	119,014.00	421.10	2,036.50	151,943.50	483.90	2,677.55	106,354.50	286.50	1,949.60	66,267.00	161.10	1,239.90
ADKINS DRANNON L		0.00	0.00	0.00	0.00	0.00	0.00	29,838.00	140.10	460.70	6,501.50	13.00	125.70	4,196.00	7.30	82.70
HUGHART KEVIN W		114,097.00	287.30	2,120.50	119,014.00	421.10	2,036.50	122,105.50	343.80	2,216.85	99,853.00	273.50	1,823.90	62,071.00	153.80	1,157.20
LAW OFFICE OF DANIEL R GRINDO PLLC	2	112,782.00	502.80	1,780.00	254,047.60	764.90	4,540.65	242,329.00	841.70	4,169.30	167,513.50	629.60	2,813.90	150,341.50	629.60	2,431.50
ARMSTRONG DANIEL		64,408.00	229.70	1,099.50	114,321.59	299.60	2,107.72	83,446.50	282.30	1,446.60	32,508.50	128.50	536.80	821.50	3.50	13.20
GRINDO DANIEL		48,374.00	273.10	680.50	139,726.01	465.30	2,432.92	158,882.50	559.40	2,722.70	135,005.00	501.10	2,276.30	149,520.00	626.10	2,418.30
SIKORA SNEAD PLLC	2	112,069.00	430.70	1,868.30	60,575.00	176.20	1,091.60	9,871.50	21.30	188.60	0.00	0.00	0.00	0.00	0.00	0.00
SIKORA JACQUELINE		36,476.50	125.30	629.60	7,219.00	16.70	136.30	0.00	0.00	0.00	0.00	0.00	0.00	0.00	0.00	0.00
SNEAD MARY		75,592.50	305.40	1,238.70	53,356.00	159.50	955.30	9,871.50	21.30	188.60	0.00	0.00	0.00	0.00	0.00	0.00
CORNETTE LAW PLLC	1	111,548.15	274.30	2,082.64	98,490.00	231.00	1,855.00	84,875.00	110.50	1,726.50	10,949.50	27.50	203.60	0.00	0.00	0.00
STURM HEIDI M GEORGI	1	111,233.50	112.50	2,309.36	73,549.50	115.70	1,467.31	57,781.00	91.40	1,152.00	74,654.00	145.30	1,449.10	45,125.50	62.50	912.51
HERBERT L HIVELY	1	111,181.50	305.10	2,030.00	121,569.50	311.50	2,251.60	90,106.50	301.30	1,567.13	101,405.00	357.40	1,737.20	76,722.50	235.00	1,365.50

PUBLIC DEFENDER SERVICES
FY2016 HIGHEST COMPENSATED SHOWING TOTAL \$ AND TOTAL OF IN- AND OUT-OF-COURT HOURS
IN ORDER BY TOTAL \$

PAYEE ATTORNEY	# OF ATTS	FY2016			FY2015			FY2014			FY2013			FY2012		
		TOTAL \$	IN	OUT	TOTAL \$	IN	OUT	TOTAL \$	IN	OUT	TOTAL \$	IN	OUT	TOTAL \$	IN	OUT
BELLOMY & TURNER LC	3	108,181.50	684.30	1,415.60	98,354.50	576.80	1,352.50	123,441.00	745.50	1,666.30	106,357.00	686.00	1,372.60	68,353.00	462.50	850.90
BARTRAM SHAWN		63,872.00	406.30	832.50	59,375.00	341.20	826.60	74,546.00	424.30	1,043.70	58,755.00	388.50	744.50	15,520.00	110.90	184.70
BELLOMY DONALD		1,183.00	6.50	16.90	7,404.50	31.60	118.90	12,422.00	78.40	162.80	8,182.50	54.30	103.40	10,486.50	70.50	131.20
TURNER RYAN		43,126.50	271.50	566.20	31,575.00	204.00	407.00	36,473.00	242.80	459.80	39,419.50	243.20	524.70	42,346.50	281.10	535.00
MULLENS & MULLENS PLLC	2	105,294.50	234.40	2,001.30	80,535.00	188.70	1,517.10	99,804.00	204.00	1,923.20	95,448.50	181.30	1,859.20	6,350.00	11.50	124.50
HELMICK JUSTINA		92,135.00	187.30	1,776.90	78,105.00	186.90	1,465.70	99,804.00	204.00	1,923.20	95,448.50	181.30	1,859.20	6,350.00	11.50	124.50
HOXIE THOMAS		13,159.50	47.10	224.40	2,430.00	1.80	51.40	0.00	0.00	0.00	0.00	0.00	0.00	0.00	0.00	0.00
LAW OFFICE OF NICHOLAS FORREST COLVIN ESQ PLLC	1	103,192.50	241.80	1,943.90	85,682.50	259.10	1,529.80	128,843.50	403.40	2,280.50	159,017.50	434.30	2,906.40	82,907.50	228.80	1,511.90
TIMOTHY H PRENTICE	1	102,082.50	393.30	1,700.40	83,780.50	323.30	1,394.80	82,254.70	286.00	1,414.76	69,972.50	239.50	1,209.00	44,596.50	166.80	750.10
ROSINSKY LAW OFFICE	1	100,782.00	414.90	1,640.30	58,576.50	144.00	1,093.70	64,208.50	189.80	1,152.70	0.00	0.00	0.00	0.00	0.00	0.00
WILLIAMS JOHN E JR	1	100,662.00	574.50	1,407.10	104,608.00	546.80	1,534.80	86,075.00	437.80	1,280.40	121,632.00	617.70	1,810.70	63,166.50	299.70	970.80
BLACKWATER LAW PLLC	1	100,140.00	312.60	1,773.80	131,926.00	440.30	2,295.70	68,549.50	263.30	1,143.00	0.00	0.00	0.00	0.00	0.00	0.00
COOPER CHRISTOPHER		0.00	0.00	0.00	39,563.50	179.30	620.20	57,487.50	233.10	940.80	0.00	0.00	0.00	0.00	0.00	0.00
COOPER JEREMY		100,140.00	312.60	1,773.80	92,362.50	261.00	1,675.50	11,062.00	30.20	202.20	0.00	0.00	0.00	0.00	0.00	0.00
G ERNEST SKAGGS	1	100,036.00	235.19	1,883.30	114,089.00	365.90	2,006.80	209,737.00	558.80	3,853.67	223,798.50	596.30	4,111.98	119,372.50	347.90	2,150.20

[Page intentionally left blank]

Appendix E

Historical Overview



Jason Nicholas & Shamiel Johnson present "Advocacy in Truancy Cases" at the 2016 Indigent Defense Conference

Panel Attorney Three Year Comparisons:

- **Attorney Hours, Fees, and Expenses**
- **Claims Paid by Case Type**
- **Claims Paid (without Direct Expenses or Supplementals)**
- **Expenses Paid by Case Type**
- **Expenses Paid by Category**
- **Travel Expenses & Investigator Expenses (as Percentage of Total Expenses)**
- **Hours Paid**
- **In/Out of Court**
- **Average Costs by Case Type**
 - o **Total**
 - o **Without Supplemental or Direct Expenses**

Panel Attorney/PDC Historical Overview of Key Indicators

**PUBLIC DEFENDER SERVICES
SUMMARY REPORT FOR APPOINTED COUNSEL
ATTORNEY HOURS, FEES, AND EXPENSES**

Circuit County	FY2016	FY2015	FY2014
	Total Fees & Expenses (\$)	Total Fees & Expenses (\$)	Total Fees & Expenses (\$)
01 Circuit			
BROOKE	256,252.68	340,154.53	312,821.99
HANCOCK	407,950.24	443,585.99	297,493.57
OHIO	782,715.24	723,397.69	832,055.92
Total	1,446,918.16	1,507,138.21	1,442,371.48
02 Circuit			
MARSHALL	164,334.03	160,280.63	180,705.19
TYLER	54,195.42	100,655.68	95,961.05
WETZEL	155,045.42	150,288.81	161,671.45
Total	373,574.87	411,225.12	438,337.69
03 Circuit			
DODDRIDGE	226,458.47	243,450.15	234,676.55
PLEASANTS	126,351.75	174,211.99	128,083.14
RITCHIE	249,485.55	276,686.77	228,966.93
Total	602,295.77	694,348.91	591,726.62
04 Circuit			
WIRT	83,182.63	92,191.12	90,648.99
WOOD	1,012,379.53	1,369,270.89	1,599,288.20
Total	1,095,562.16	1,461,462.01	1,689,937.19
05 Circuit			
CALHOUN	224,637.22	244,887.61	216,538.29
JACKSON	432,938.86	447,632.07	435,564.00
MASON	402,983.01	439,701.84	377,665.34
ROANE	246,165.32	228,598.51	239,316.30
Total	1,306,724.41	1,360,820.03	1,269,083.93
06 Circuit			
CABELL	1,186,217.75	1,023,650.49	1,057,117.51
Total	1,186,217.75	1,023,650.49	1,057,117.51
07 Circuit			
LOGAN	595,798.06	599,224.48	569,689.47
Total	595,798.06	599,224.48	569,689.47
08 Circuit			
MCDOWELL	413,000.14	524,254.61	514,347.38
Total	413,000.14	524,254.61	514,347.38
09 Circuit			
MERCER	1,796,451.72	1,684,808.37	1,543,573.18
Total	1,796,451.72	1,684,808.37	1,543,573.18
10 Circuit			
RALEIGH	1,089,514.75	980,679.51	984,198.31
Total	1,089,514.75	980,679.51	984,198.31
11 Circuit			
GREENBRIER	382,162.46	369,231.92	368,181.98
POCAHONTAS	194,261.70	139,176.14	130,508.28
Total	576,424.16	508,408.06	498,690.26
12 Circuit			
FAYETTE	389,694.40	404,381.49	360,316.44
Total	389,694.40	404,381.49	360,316.44

**PUBLIC DEFENDER SERVICES
SUMMARY REPORT FOR APPOINTED COUNSEL
ATTORNEY HOURS, FEES, AND EXPENSES**

Circuit County	FY2016	FY2015	FY2014
	Total Fees & Expenses (\$)	Total Fees & Expenses (\$)	Total Fees & Expenses (\$)
13 Circuit			
KANAWHA	2,019,335.06	1,838,218.99	1,865,208.32
Total	2,019,335.06	1,838,218.99	1,865,208.32
14 Circuit			
BRAXTON	312,798.73	309,784.19	363,882.84
CLAY	315,178.50	375,568.54	364,900.51
GILMER	192,464.56	194,630.87	244,690.01
WEBSTER	405,109.10	604,849.45	562,058.72
Total	1,225,550.89	1,484,833.05	1,535,532.08
15 Circuit			
HARRISON	500,075.19	676,348.36	524,342.82
Total	500,075.19	676,348.36	524,342.82
16 Circuit			
MARION	987,973.23	937,090.10	978,187.40
Total	987,973.23	937,090.10	978,187.40
17 Circuit			
MONONGALIA	1,105,748.04	1,220,002.89	1,219,563.47
Total	1,105,748.04	1,220,002.89	1,219,563.47
18 Circuit			
PRESTON	265,527.76	397,171.35	316,980.82
Total	265,527.76	397,171.35	316,980.82
19 Circuit			
BARBOUR	370,621.85	323,797.07	297,762.50
TAYLOR	396,746.12	357,854.84	338,153.27
Total	767,367.97	681,651.91	635,915.77
20 Circuit			
RANDOLPH	634,037.55	567,127.96	518,775.59
Total	634,037.55	567,127.96	518,775.59
21 Circuit			
GRANT	162,621.44	146,286.24	214,004.43
MINERAL	250,379.23	322,196.36	258,993.78
TUCKER	83,533.91	45,130.22	43,909.00
Total	496,534.58	513,612.82	516,907.21
22 Circuit			
HAMPSHIRE	382,108.48	356,464.96	342,983.29
HARDY	297,553.96	289,594.62	315,696.52
PENDLETON	93,895.13	74,679.60	82,723.99
Total	773,557.57	720,739.18	741,403.80
23 Circuit			
BERKELEY	954,064.98	1,018,240.63	1,079,866.15
JEFFERSON	426,671.81	423,289.78	407,398.86
MORGAN	250,567.34	265,777.65	257,408.16
Total	1,631,304.13	1,707,308.06	1,744,673.17
24 Circuit			
WAYNE	398,376.71	281,661.20	307,512.64
Total	398,376.71	281,661.20	307,512.64

PUBLIC DEFENDER SERVICES
SUMMARY REPORT FOR APPOINTED COUNSEL
ATTORNEY HOURS, FEES, AND EXPENSES

Circuit County	FY2016	FY2015	FY2014
	Total Fees & Expenses (\$)	Total Fees & Expenses (\$)	Total Fees & Expenses (\$)
25 Circuit			
BOONE	227,748.09	253,368.74	321,199.98
LINCOLN	473,004.87	393,368.50	394,211.05
Total	700,752.96	646,737.24	715,411.03
26 Circuit			
LEWIS	422,288.95	408,972.37	331,344.65
UPSHUR	334,286.52	311,904.49	277,129.13
Total	756,575.47	720,876.86	608,473.78
27 Circuit			
WYOMING	829,153.40	569,069.77	651,327.98
Total	829,153.40	569,069.77	651,327.98
28 Circuit			
NICHOLAS	330,631.85	267,843.52	269,313.22
Total	330,631.85	267,843.52	269,313.22
29 Circuit			
PUTNAM	706,911.17	808,709.20	770,353.61
Total	706,911.17	808,709.20	770,353.61
30 Circuit			
MINGO	515,099.09	467,035.17	407,507.12
Total	515,099.09	467,035.17	407,507.12
31 Circuit			
MONROE	151,103.37	130,943.26	119,147.24
SUMMERS	119,440.69	157,515.06	124,841.59
Total	270,544.06	288,458.32	243,988.83
State Total	25,787,233.03	25,954,897.24	25,530,768.12

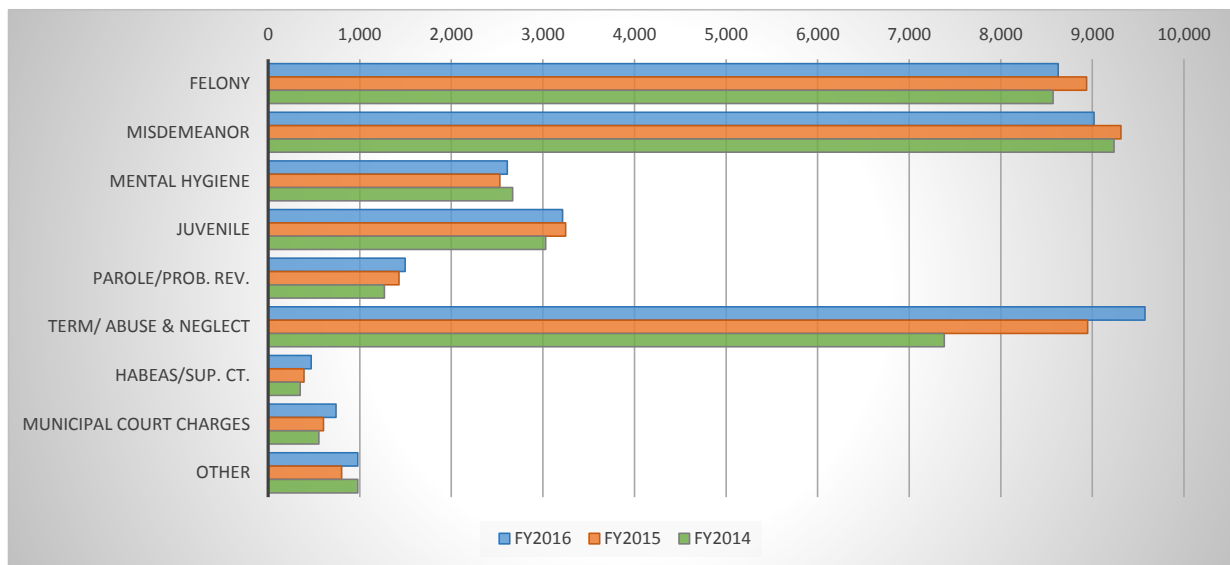
**PUBLIC DEFENDER SERVICES
THREE YEAR COMPARISON STATISTICAL SUMMARY
APPOINTED COUNSEL**

	Fiscal Year 2016	Fiscal Year 2015	Fiscal Year 2014
Total Amount Paid In Claims	\$25,787,233.03	\$25,954,897.24	\$25,530,768.12
Total Fees Paid to Counsel	\$23,259,575.65	\$23,399,286.67	\$23,016,716.42
Total Expenses Paid	\$2,527,657.38	\$2,555,610.57	\$2,514,051.70
Total Hours In-Court	74,711.3	74,773.5	71,770.1
Total Hours Out-Of-Court	408,883.81	411,952.90	407,813.80
Total Number of Hours Paid	483,595.07	486,726.40	479,583.90
Percent of Total Hours In-Court	15.45%	15.36%	14.97%
Percent of Total Hours Out-Of-Court	84.55%	84.64%	85.03%
Percent of Total Funds Paid Attributable To Fees	90.20%	90.15%	90.15%
Percent of Total Funds Paid Attributable To Expenses	9.80%	9.85%	9.85%
Average Total Cost Per Hour	\$53.32	\$53.33	\$53.24
Total Claims Paid	36,728	36,205	34,045
Less: Supplemental Claims Paid	(5,041) ¹	(1,669)	(1,155)
Less: Direct Claims Paid	(933)	(777)	(1,073)
Total Claims Paid without Supplemental & Direct	30,754	33,759	31,817
Comparative Analysis between All Claims and Claims Without Supplemental and Direct			
Average Total Cost Per Claim	All Claims \$702.11	All Claims \$716.89	All Claims \$749.91
Average Counsel Fee Per Claim	W/O Supp & Dir. \$838.50	W/O Supp & Dir. \$768.83	W/O Supp & Dir. \$802.43
Average Expenses Per Claim	\$633.29	\$646.30	\$676.07
	\$68.82	\$70.59	\$73.84
			\$79.02

¹ In past years, "Supplemental Claims Paid" did not take into account the multiple vouchers paid in one child abuse and neglect proceeding. By taking such proceedings into consideration, the number for "Supplemental Claims Paid" will increase and the number for "Total Claims Paid without Supplemental & Direct" will necessarily decrease.

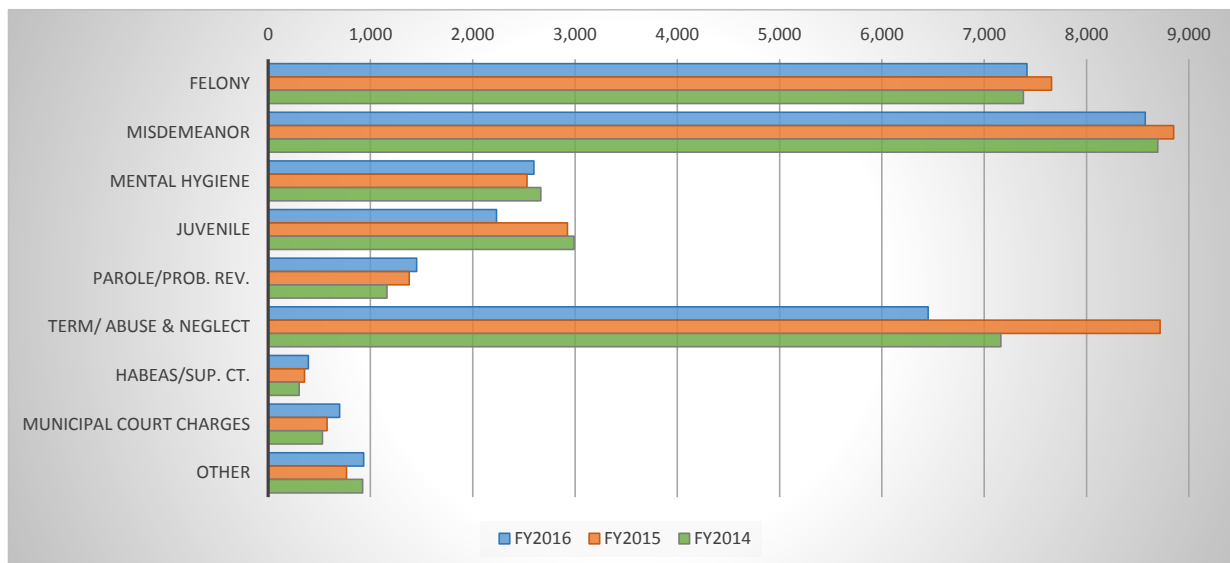
**PUBLIC DEFENDER SERVICES
APPOINTED COUNSEL CLAIMS PAID
Three Year Comparison**

Case Type	FY2016	FY2015	FY2014
Felony	8,628	8,937	8,570
Misdemeanor	9,017	9,312	9,235
Mental Hygiene	2,612	2,531	2,670
Juvenile	3,214	3,248	3,032
Parole/Prob. Rev.	1,495	1,430	1,270
Term/ Abuse & Neglect	9,574	8,949	7,382
Habeas/Sup. Ct.	470	392	351
Municipal Court Charges	740	604	555
Other	978	802	980
Mag. Ct. Appeal, Mandamus/Prohibition, Extradition, Contempt, Fugitive, Misc.			
Total Claims Paid	36,728	36,205	34,045



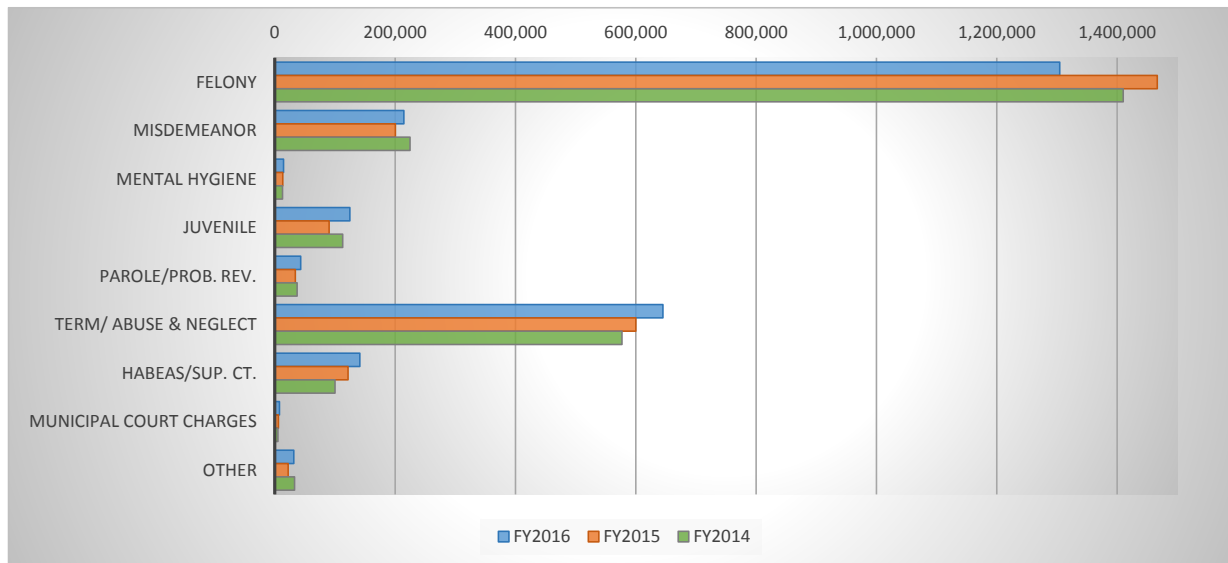
**PUBLIC DEFENDER SERVICES
APPOINTED COUNSEL CLAIMS PAID
Without Direct Expenses and Supplementals
Three Year Comparison**

Case Type	FY2016	FY2015	FY2014
Felony	7,417	7,657	7,382
Misdemeanor	8,575	8,851	8,697
Mental Hygiene	2,598	2,530	2,666
Juvenile	2,232	2,926	2,990
Parole/Prob. Rev.	1,453	1,380	1,162
Term/ Abuse & Neglect	6,452	8,718	7,162
Habeas/Sup. Ct.	394	356	304
Municipal Court Charges	699	576	530
Other	934	765	924
Mag. Ct. Appeal, Mandamus/Prohibition, Extradition, Contempt, Fugitive, Misc.			
Total Claims Paid	30,754	33,759	31,817



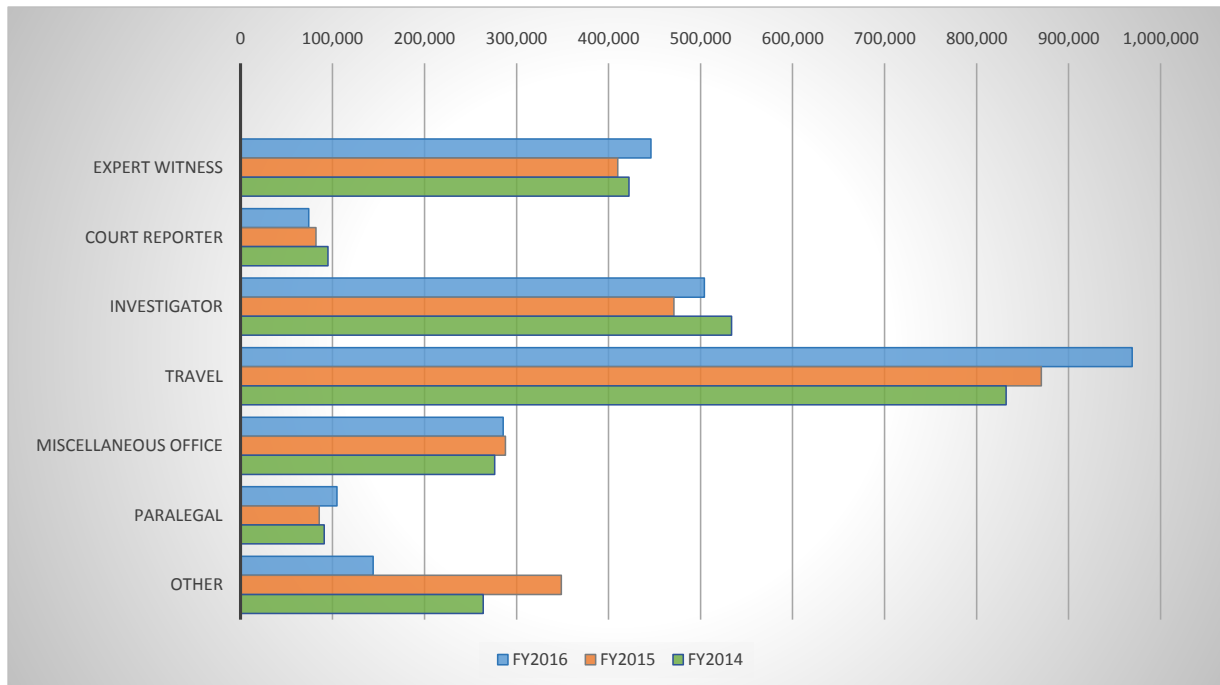
**PUBLIC DEFENDER SERVICES
APPOINTED COUNSEL EXPENSES PAID
INCLUDING DIRECT EXPENSES
Three Year Comparison**

Case Type	FY2016	FY2015	FY2014
Felony	1,304,446	1,466,581	1,410,240
Misdemeanor	214,490	200,695	224,614
Mental Hygiene	14,552	13,452	13,120
Juvenile	124,958	90,291	112,893
Parole/Prob. Rev.	43,276	34,235	37,362
Term/ Abuse & Neglect	645,231	600,114	577,238
Habeas/Sup. Ct.	141,342	121,781	100,364
Municipal Court Charges	7,720	6,112	5,218
Other Mag. Ct. Appeal, Mandamus/Prohibition, Extradition, Contempt, Fugitive, Misc.	31,641	22,351	33,003
Total Claims Paid	2,527,657	2,555,611	2,514,052



**PUBLIC DEFENDER SERVICES
APPOINTED COUNSEL EXPENSES BY CATEGORY
INCLUDING DIRECT EXPENSES
Three Year Comparison**

EXPENSE CATEGORY	FY2016		FY2015		FY2014	
	TOTAL \$	%	TOTAL \$	%	TOTAL \$	%
Expert Witness	446,021.69	17.65%	410,010.98	16.04%	422,257.13	16.80%
Court Reporter	74,247.54	2.94%	82,000.02	3.21%	95,041.97	3.78%
Investigator	504,099.77	19.94%	471,101.18	18.43%	533,651.33	21.23%
Travel	968,996.16	38.34%	870,422.48	34.06%	832,122.98	33.10%
Miscellaneous Office	285,426.65	11.29%	287,900.03	11.27%	276,193.27	10.99%
Paralegal	104,781.17	4.15%	85,539.97	3.35%	91,023.68	3.62%
Other	144,084.40	5.70%	348,635.91	13.64%	263,761.34	10.49%
Total Claims Paid	2,527,657		2,555,611		2,514,052	



PUBLIC DEFENDER SERVICES
TRAVEL EXPENSES AND INVESTIGATOR EXPENSES AS PERCENTAGES OF TOTAL EXPENSES
Three Year Comparison

Circuit County	FY2016					FY2015					FY2014				
	Invest. \$	Invest. %	Travel \$	Travel %	Total Expense \$	Invest. \$	Invest. %	Travel \$	Travel %	Total Expense \$	Invest. \$	Invest. %	Travel \$	Travel %	Total Expense \$
01 Circuit															
BROOKE	0.00	0.00%	12,857.85	42.10%	30,540.81	0.00	0.00%	15,906.84	42.57%	37,366.59	5,785.20	15.48%	15,686.49	56.77%	27,629.35
HANCOCK	1,099.73	3.22%	21,220.74	62.22%	34,106.92	0.00	0.00%	18,567.79	57.09%	32,521.83	1,338.87	6.52%	11,471.50	55.91%	20,519.57
OHIO	235.20	0.52%	18,206.88	39.99%	45,525.38	4,498.08	6.99%	15,527.27	24.12%	64,375.67	724.42	1.89%	13,646.80	35.64%	38,286.22
Total	1,334.93	4.21%	52,285.47	47.46%	110,173.11	4,498.08	3.35%	50,001.90	38.94%	134,264.09	7,848.49	9.08%	40,804.79	47.21%	86,435.14
02 Circuit															
MARSHALL	795.15	6.54%	3,649.08	30.03%	12,149.97	0.00	0.00%	4,105.71	56.38%	7,281.57	300.00	3.08%	3,950.12	40.52%	9,748.69
TYLER	0.00	0.00%	4,426.85	83.30%	5,314.35	1,203.05	8.15%	6,200.80	42.01%	14,761.84	0.00	0.00%	7,745.85	95.67%	8,096.55
WETZEL	0.00	0.00%	7,862.91	84.65%	9,288.39	139.02	1.74%	9,288.39	85.58%	7,997.59	0.00	0.00%	7,814.81	76.53%	10,211.95
Total	795.15	2.97%	15,938.84	59.58%	26,752.71	1,342.07	4.47%	17,150.98	53.06%	30,041.00	300.00	1.07%	19,510.78	69.54%	28,057.19
03 Circuit															
DODDRIDGE	11,133.44	31.18%	21,086.00	59.06%	35,702.21	8,427.87	27.39%	19,420.73	63.11%	30,774.11	12,818.49	38.15%	17,507.70	52.11%	33,599.05
PLEASANTS	4,122.98	29.06%	8,710.57	61.39%	14,189.50	6,935.24	35.37%	8,279.75	42.23%	19,608.08	2,135.94	17.88%	6,790.68	56.83%	11,948.14
RITCHIE	12,900.70	34.62%	13,566.23	36.41%	37,260.21	8,362.18	24.06%	13,892.51	39.98%	34,752.93	9,699.74	40.01%	9,831.19	40.55%	24,244.88
Total	28,157.12	32.31%	43,362.80	49.76%	87,151.92	23,725.29	27.87%	41,592.99	50.93%	85,135.12	24,654.17	35.33%	34,129.57	48.90%	69,792.07
04 Circuit															
WIRT	16,515.03	66.00%	4,723.75	18.88%	25,022.95	7,405.46	44.94%	6,005.94	36.45%	16,478.15	4,234.82	35.17%	5,426.70	45.06%	12,041.99
WOOD	54,005.57	45.33%	22,376.83	18.78%	119,132.54	53,316.35	37.73%	30,555.61	21.62%	141,303.46	120,932.36	55.36%	35,215.34	16.12%	218,452.80
Total	70,520.60	48.92%	27,100.58	18.80%	144,155.49	60,721.81	38.48%	36,561.55	17.18%	157,781.61	125,167.18	54.30%	40,642.04	17.63%	230,494.79
05 Circuit															
CALHOUN	102.00	0.41%	21,135.39	85.13%	24,827.00	0.00	0.00%	19,061.68	80.24%	23,756.31	234.00	0.60%	19,846.89	50.60%	39,224.09
JACKSON	2,251.56	4.05%	33,641.77	60.46%	55,646.54	6,208.16	13.02%	32,661.19	68.49%	47,685.77	4,731.53	7.05%	44,011.74	65.58%	67,115.00
MASON	245.00	0.95%	13,419.02	52.23%	25,694.46	476.38	2.47%	14,444.33	74.86%	19,295.78	1,338.64	8.02%	10,862.73	65.05%	16,698.39
ROANE	0.00	0.00%	21,603.91	81.30%	26,573.45	0.00	0.00%	20,590.74	87.70%	23,477.86	0.00	0.00%	29,873.17	89.27%	33,464.80
Total	2,598.56	1.96%	89,800.09	67.65%	132,741.45	6,684.54	5.85%	86,757.94	78.62%	114,215.72	6,304.17	4.03%	104,594.53	66.83%	156,502.28
06 Circuit															
CABELL	6,083.05	12.70%	14,522.84	30.33%	47,882.23	34,193.73	42.47%	10,074.24	12.51%	80,521.05	30,679.69	33.67%	10,529.25	11.56%	91,121.51
Total	6,083.05	12.70%	14,522.84	30.33%	47,882.23	34,193.73	42.47%	10,074.24	18.04%	80,521.05	30,679.69	33.67%	10,529.25	11.56%	91,121.51
07 Circuit															
LOGAN	3,543.95	7.32%	20,295.99	41.92%	48,419.23	291.00	0.91%	17,059.86	53.45%	31,914.74	2,563.40	8.24%	15,460.28	49.68%	31,120.39
Total	3,543.95	7.32%	20,295.99	41.92%	48,419.23	291.00	0.91%	17,059.86	63.59%	31,914.74	2,563.40	8.24%	15,460.28	49.68%	31,120.39
08 Circuit															
MCDOWELL	14,397.60	22.60%	16,281.44	25.56%	63,701.57	16,528.10	34.52%	12,384.40	25.86%	47,886.31	7,191.89	18.82%	8,747.04	22.89%	38,207.38
Total	14,397.60	22.60%	16,281.44	25.56%	63,701.57	16,528.10	34.52%	12,384.40	34.00%	47,886.31	7,191.89	18.82%	8,747.04	22.89%	38,207.38
09 Circuit															
MERCER	44,596.89	20.96%	91,336.37	42.94%	212,723.51	49,874.60	22.42%	73,955.76	33.24%	222,476.26	25,691.50	12.57%	73,929.25	36.16%	204,434.48
Total	44,596.89	20.96%	91,336.37	42.94%	212,723.51	49,874.60	22.42%	73,955.76	41.05%	222,476.26	25,691.50	12.57%	73,929.25	36.16%	204,434.48
10 Circuit															
RALEIGH	16,836.67	17.46%	47,425.87	49.18%	96,442.80	15,791.32	20.03%	38,947.45	49.40%	78,841.19	22,350.05	22.71%	37,171.54	37.76%	98,432.01
Total	16,836.67	17.46%	47,425.87	49.18%	96,442.80	15,791.32	20.03%	38,947.45	60.15%	78,841.19	22,350.05	22.71%	37,171.54	37.76%	98,432.01
11 Circuit															
GREENBRIER	910.25	13.39%	2,083.75	30.65%	6,798.46	120.00	1.31%	2,994.67	32.82%	9,125.89	0.00	0.00%	2,332.99	49.12%	6,191.98
POCAHONTAS	0.00	0.00%	6,935.68	98.98%	7,006.88	306.95	4.47%	6,078.50	88.53%	6,866.38	0.00	0.00%	2,544.05	49.12%	3,737.03
Total	910.25	6.59%	9,019.43	65.33%	13,805.34	426.95	2.67%	9,073.17	56.40%	15,992.27	0.00	0.00%	4,877.04	49.12%	9,929.01
12 Circuit															
FAYETTE	75.00	0.47%	10,672.88	67.12%	15,900.08	180.00	0.97%	11,235.22	60.68%	18,516.02	1,492.00	8.01%	8,457.72	45.43%	18,617.94
Total	75.00	0.47%	10,672.88	67.12%	15,900.08	180.00	0.97%	11,235.22	57.64%	18,516.02	1,492.00	8.01%	8,457.72	45.43%	18,617.94

PUBLIC DEFENDER SERVICES
TRAVEL EXPENSES AND INVESTIGATOR EXPENSES AS PERCENTAGES OF TOTAL EXPENSES
Three Year Comparison

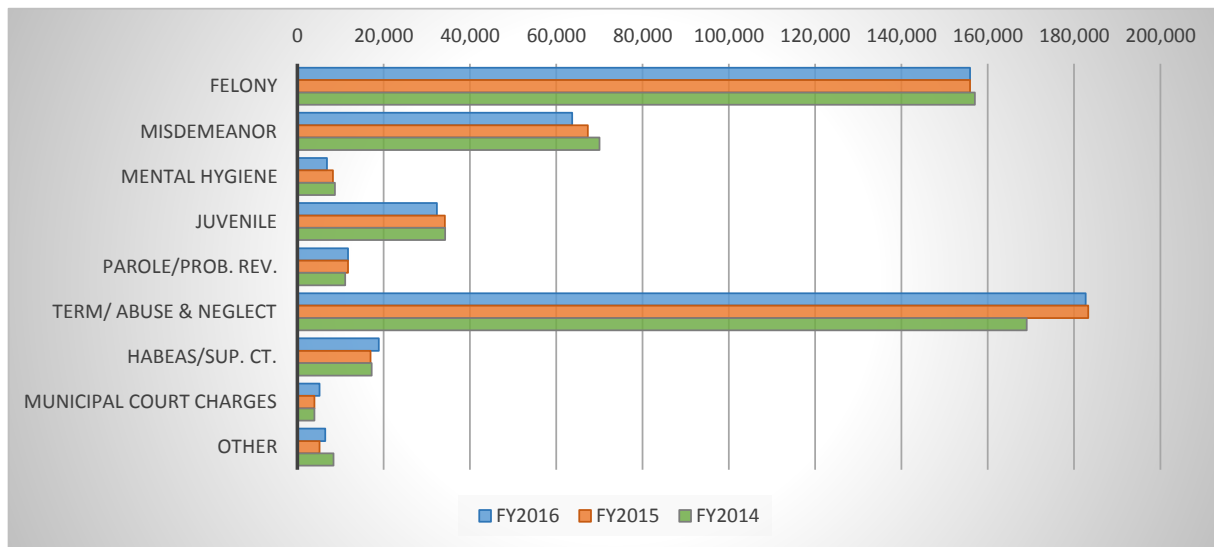
Circuit County	FY2016					FY2015					FY2014				
	Invest. \$	Invest. %	Travel \$	Travel %	Total Expense \$	Invest. \$	Invest. %	Travel \$	Travel %	Total Expense \$	Invest. \$	Invest. %	Travel \$	Travel %	Total Expense \$
13 Circuit															
KANAWHA	81,239.14	54.34%	35,014.49	23.42%	149,492.99	58,671.15	46.14%	27,739.32	21.81%	127,168.07	36,933.26	35.43%	32,818.63	31.48%	104,252.92
Total	81,239.14	54.34%	35,014.49	23.42%	149,492.99	58,671.15	46.14%	27,739.32	21.81%	127,168.07	36,933.26	35.43%	32,818.63	31.48%	104,252.92
14 Circuit															
BRAXTON	2,748.41	6.14%	21,017.34	46.95%	44,761.24	0.00	0.00%	22,407.63	83.40%	26,868.51	11.90	0.04%	22,472.81	76.40%	29,414.84
CLAY	598.63	2.18%	20,821.57	75.91%	27,428.82	207.90	0.85%	19,705.46	80.65%	24,433.79	3,664.95	11.23%	24,045.76	73.67%	32,641.01
GILMER	0.00	0.00%	23,190.02	77.88%	29,777.44	546.10	2.84%	16,871.33	87.64%	19,250.76	0.00	0.00%	18,507.36	82.08%	22,548.01
WEBSTER	116.60	0.16%	44,228.22	61.95%	71,394.66	1,500.00	1.64%	53,415.43	58.49%	91,322.63	0.00	0.00%	46,905.67	73.91%	63,466.62
Total	3,463.64	2.00%	109,257.15	63.02%	173,362.16	2,254.00	1.39%	112,399.85	67.49%	161,875.69	3,676.85	2.48%	111,931.60	75.59%	148,070.48
15 Circuit															
HARRISON	22,538.01	28.81%	11,039.89	14.11%	78,242.24	41,489.02	24.66%	10,309.07	6.13%	168,230.45	27,272.30	43.99%	11,370.03	18.34%	61,992.32
Total	22,538.01	28.81%	11,039.89	14.11%	78,242.24	41,489.02	24.66%	10,309.07	6.13%	168,230.45	27,272.30	43.99%	11,370.03	18.34%	61,992.32
16 Circuit															
MARION	2,537.61	5.90%	8,255.71	19.18%	43,044.01	12,600.15	11.78%	7,610.97	7.12%	106,969.07	8,771.37	7.87%	6,939.38	6.23%	111,412.70
Total	2,537.61	5.90%	8,255.71	19.18%	43,044.01	12,600.15	11.78%	7,610.97	7.12%	106,969.07	8,771.37	7.87%	6,939.38	6.23%	111,412.70
17 Circuit															
MONONGALIA	22,306.11	22.11%	27,997.10	27.75%	100,877.19	20,141.41	22.36%	20,454.94	22.71%	90,070.66	64,979.20	42.18%	19,774.48	12.83%	154,068.19
Total	22,306.11	22.11%	27,997.10	27.75%	100,877.19	20,141.41	22.36%	20,454.94	22.71%	90,070.66	64,979.20	42.18%	19,774.48	12.83%	154,068.19
18 Circuit															
PRESTON	3,155.05	9.36%	16,628.55	49.36%	33,690.71	5,041.20	12.91%	20,117.33	51.52%	39,045.25	12,720.84	36.05%	11,162.82	31.64%	35,282.32
Total	3,155.05	9.36%	16,628.55	49.36%	33,690.71	5,041.20	12.91%	20,117.33	51.52%	39,045.25	12,720.84	36.05%	11,162.82	31.64%	35,282.32
19 Circuit															
BARBOUR	0.00	0.00%	13,994.04	50.57%	27,669.92	0.00	0.00%	9,110.19	46.54%	19,576.21	0.00	0.00%	7,490.43	43.11%	17,376.00
TAYLOR	798.64	2.51%	14,551.38	45.76%	31,800.34	0.00	0.00%	9,781.17	51.90%	18,845.91	0.00	0.00%	7,917.86	46.56%	17,004.27
Total	798.64	1.34%	28,545.42	48.00%	59,470.26	0.00	0.00%	18,891.36	74.29%	38,422.12	0.00	0.00%	15,408.29	44.82%	34,380.27
20 Circuit															
RANDOLPH	22,668.15	39.77%	20,895.58	36.66%	56,994.25	26,026.20	35.46%	15,794.77	21.52%	73,390.96	1,703.92	7.63%	13,244.59	59.34%	22,320.39
Total	22,668.15	39.77%	20,895.58	36.66%	56,994.25	26,026.20	35.46%	15,794.77	21.52%	73,390.96	1,703.92	7.63%	13,244.59	59.34%	22,320.39
21 Circuit															
GRANT	2,048.04	9.37%	7,124.32	32.59%	21,858.00	0.00	0.00%	6,649.52	49.11%	13,539.77	2,441.12	10.80%	10,015.54	44.30%	22,606.93
MINERAL	4,427.80	23.89%	4,875.82	26.31%	18,533.29	14,267.22	32.70%	4,609.05	10.56%	43,636.08	6,600.27	24.39%	3,114.83	11.51%	27,063.28
TUCKER	5,312.64	30.64%	5,440.14	31.37%	17,339.44	4,490.44	57.16%	3,022.75	38.48%	7,856.22	0.00	0.00%	3,477.37	85.95%	4,046.00
Total	11,788.48	20.42%	17,440.28	30.21%	57,730.73	18,757.66	28.84%	14,281.32	26.82%	65,032.07	9,041.39	16.83%	16,607.74	30.92%	53,716.21
22 Circuit															
HAMPSHIRE	206.90	0.35%	12,655.62	21.37%	59,225.82	4,108.76	10.33%	6,534.89	16.43%	39,764.02	4,236.35	8.50%	5,003.68	10.04%	49,826.79
HARDY	639.33	2.61%	24,521.13	50.01%	24,521.13	813.00	3.09%	10,688.38	40.59%	26,334.61	3,670.36	7.39%	7,634.36	15.38%	49,644.72
PENDLETON	479.85	5.76%	3,113.90	37.41%	8,324.46	0.00	0.00%	3,786.80	32.17%	11,770.72	0.00	0.00%	3,876.57	25.20%	15,384.49
Total	1,326.08	1.44%	28,032.85	30.45%	92,071.41	4,921.78	6.32%	21,010.07	36.00%	77,869.35	7,906.71	6.88%	16,514.61	14.38%	114,856.00
23 Circuit															
BERKELEY	30,643.09	16.88%	20,170.23	11.11%	181,586.35	9,294.84	6.29%	16,569.74	11.22%	147,677.67	11,840.77	6.34%	18,213.24	9.75%	186,729.43
JEFFERSON	2,607.65	4.57%	12,526.10	21.97%	57,025.99	3,958.34	5.82%	12,995.36	19.11%	68,018.87	12,897.40	14.92%	10,922.36	12.63%	86,463.36
MORGAN	3,284.82	7.67%	11,612.55	27.12%	42,821.15	1,159.74	3.51%	14,245.67	43.07%	33,079.16	0.00	0.00%	12,366.01	32.97%	37,510.66
Total	36,535.56	12.98%	44,308.88	15.74%	281,433.49	14,412.92	5.79%	43,810.77	17.81%	248,775.70	24,738.17	7.96%	41,501.61	13.36%	310,703.45
24 Circuit															
WAYNE	242.75	1.25%	14,825.36	76.30%	19,429.17	1,538.20	6.29%	8,889.62	36.37%	24,439.90	4,752.47	24.90%	9,664.66	50.64%	19,083.64
Total	242.75	1.25%	14,825.36	76.30%	19,429.17	1,538.20	6.29%	8,889.62	36.37%	24,439.90	4,752.47	24.90%	9,664.66	50.64%	19,083.64

PUBLIC DEFENDER SERVICES
TRAVEL EXPENSES AND INVESTIGATOR EXPENSES AS PERCENTAGES OF TOTAL EXPENSES
Three Year Comparison

Circuit County	FY2016					FY2015					FY2014				
	Invest. \$	Invest. %	Travel \$	Travel %	Total Expense \$	Invest. \$	Invest. %	Travel \$	Travel %	Total Expense \$	Invest. \$	Invest. %	Travel \$	Travel %	Total Expense \$
25 Circuit															
BOONE	1,786.87	21.28%	5,035.72	59.96%	8,397.95	291.60	2.44%	6,131.11	51.31%	11,948.57	4,735.55	21.32%	5,289.68	38.60%	22,212.53
LINCOLN	0.00	0.00%	18,301.40	80.63%	22,699.06	0.00	0.00%	13,617.50	82.80%	16,446.49	5,172.28	20.40%	13,073.10	38.60%	25,355.55
Total	1,786.87	5.75%	23,337.12	75.05%	31,097.01	291.60	1.03%	19,748.61	82.19%	28,395.06	9,907.83	20.83%	18,362.87	38.60%	47,568.08
26 Circuit															
LEWIS	3,275.16	8.27%	20,455.84	51.66%	39,595.54	540.15	1.43%	19,376.90	51.19%	37,854.25	5,984.70	24.79%	15,438.23	63.94%	24,144.55
UPSHUR	8,107.65	28.84%	12,825.18	45.61%	28,116.57	3,517.93	13.72%	8,493.20	33.12%	25,643.30	1,126.07	8.20%	9,536.17	69.44%	13,732.63
Total	11,382.81	16.81%	33,281.02	49.15%	67,712.11	4,058.08	6.39%	27,870.10	52.41%	63,497.55	7,110.77	18.77%	24,974.40	65.94%	37,877.18
27 Circuit															
WYOMING	79,310.80	57.96%	32,705.60	23.90%	136,833.57	38,050.10	56.21%	20,661.23	30.52%	67,694.74	43,985.41	59.27%	20,971.22	28.26%	74,208.98
Total	79,310.80	57.96%	32,705.60	23.90%	136,833.57	38,050.10	56.21%	20,661.23	48.31%	67,694.74	43,985.41	59.27%	20,971.22	28.26%	74,208.98
28 Circuit															
NICHOLAS	939.00	2.13%	22,953.31	51.98%	44,155.26	0.00	0.00%	17,891.85	61.92%	28,893.66	5,522.80	16.57%	14,388.08	43.18%	33,324.72
Total	939.00	2.13%	22,953.31	51.98%	44,155.26	0.00	0.00%	17,891.85	79.44%	28,893.66	5,522.80	16.57%	14,388.08	43.18%	33,324.72
29 Circuit															
PUTNAM	6,237.87	10.72%	30,871.58	53.08%	58,164.02	4,050.01	5.79%	33,357.13	47.71%	69,918.47	7,072.47	13.90%	28,958.12	56.90%	50,896.46
Total	6,237.87	10.72%	30,871.58	53.08%	58,164.02	4,050.01	5.79%	33,357.13	44.15%	69,918.47	7,072.47	13.90%	28,958.12	56.90%	50,896.46
30 Circuit															
MINGO	4,668.60	24.86%	4,433.84	23.61%	18,778.38	4,540.21	14.16%	3,437.61	10.72%	32,059.47	3,313.03	42.66%	1,786.69	23.00%	7,766.87
Total	4,668.60	24.86%	4,433.84	23.61%	18,778.38	4,540.21	14.16%	3,437.61	13.83%	32,059.47	3,313.03	42.66%	1,786.69	23.00%	7,766.87
31 Circuit															
MONROE	0.00	0.00%	9,969.63	91.26%	10,924.02	0.00	0.00%	9,175.34	69.29%	13,242.69	0.00	0.00%	7,854.29	63.08%	12,451.74
SUMMERS	1,324.83	9.26%	11,160.20	78.02%	14,304.96	0.00	0.00%	12,175.76	93.41%	13,034.26	0.00	0.00%	9,035.04	54.18%	16,674.59
Total	1,324.83	5.25%	21,129.83	83.75%	25,228.98	0.00	0.00%	21,351.10	80.41%	26,276.95	0.00	0.00%	16,889.33	57.99%	29,126.33
State Total	504,099.77	19.94%	968,996.16	38.34%	2,527,657.38	471,101.18	18.43%	870,422.48	34.06%	2,555,610.57	533,651.33	21.23%	832,122.98	33.10%	2,514,051.70

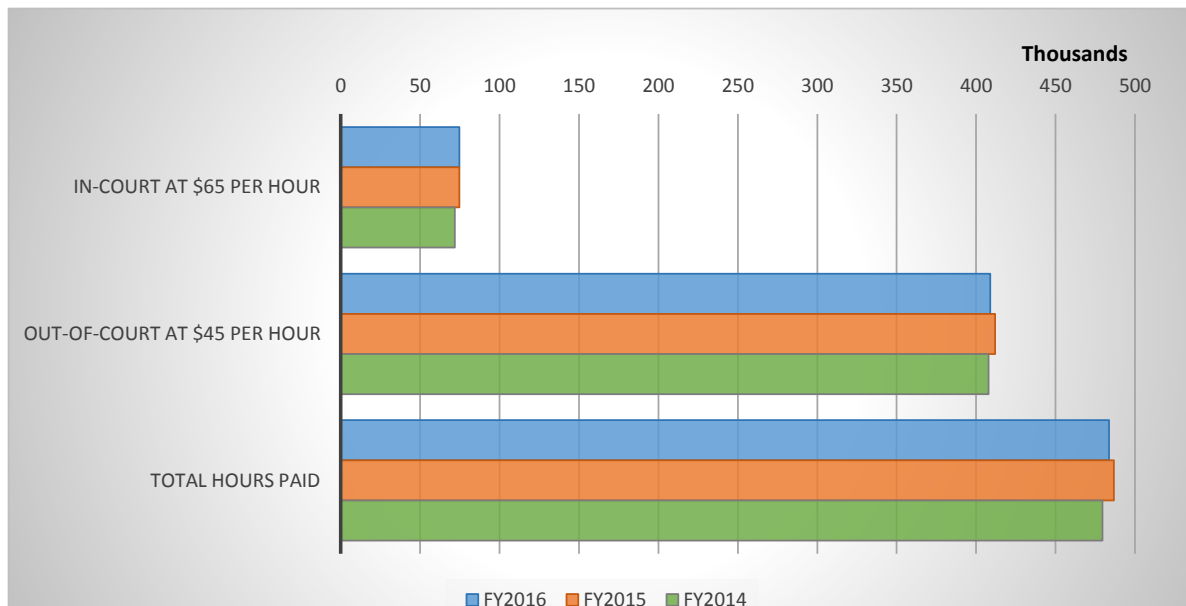
**PUBLIC DEFENDER SERVICES
APPOINTED COUNSEL HOURS
Three Year Comparison**

Case Type	FY2016	FY2015	FY2014
Felony	155,909.24	155,882.57	157,036.24
Misdemeanor	63,685.67	67,328.15	70,013.48
Mental Hygiene	6,874.11	8,258.42	8,691.62
Juvenile	32,330.82	34,200.31	34,259.23
Parole/Prob. Rev.	11,714.51	11,717.42	11,087.73
Term/ Abuse & Neglect	182,665.02	183,270.05	169,000.82
Habeas/Sup. Ct.	18,851.26	16,966.07	17,188.97
Municipal Court Charges	5,136.12	3,977.16	3,965.98
Other	6,428.33	5,126.21	8,339.83
Mag. Ct. Appeal, Mandamus/Prohibition, Extradition, Contempt, Fugitive, Misc.			
Total Hours Paid	483,595.08	486,726.36	479,583.89



PUBLIC DEFENDER SERVICES
APPOINTED COUNSEL TIME PAID IN/OUT-OF COURT
Three Year Comparison

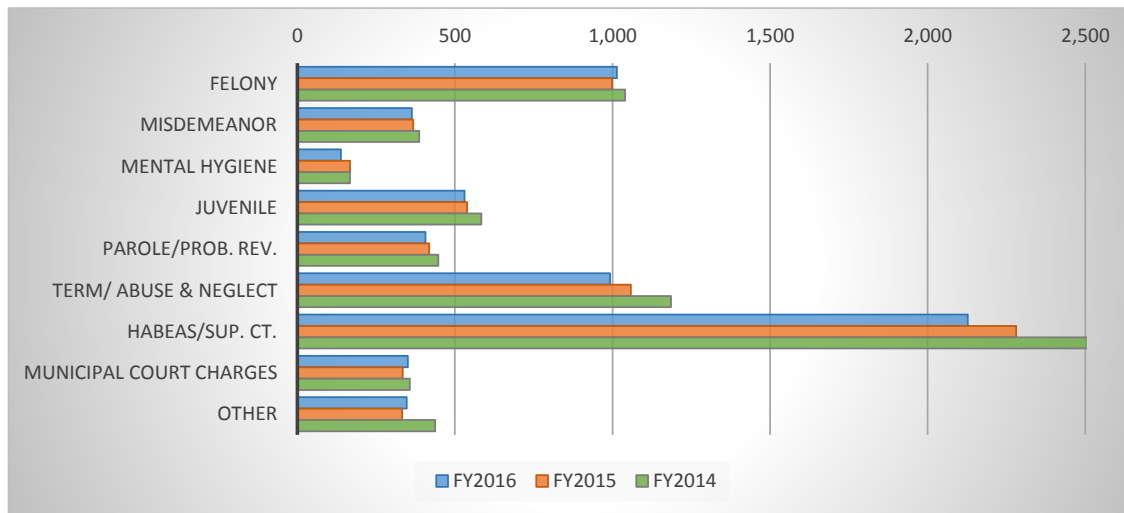
Case Type	FY2016	FY2015	FY2014
In-court at \$65 per hour	74,711.26	74,773.45	71,770.08
Out-Of-Court at \$45 per hour	408,883.81	411,952.91	407,813.81
Total Hours Paid	483,595.07	486,726.36	479,583.89



PUBLIC DEFENDER SERVICES
APPOINTED COUNSEL STATEWIDE AVERAGE COSTS BY CASE TYPE
Three Year Comparison

Case Type	FY2016	FY2015	FY2014
Felony	1,014.18	998.64	1,040.16
Misdemeanor	362.86	367.80	386.78
Mental Hygiene	137.67	167.22	166.90
Juvenile	529.93	538.68	583.96
Parole/Prob. Rev.	406.10	418.24	447.19
Term/ Abuse & Neglect	991.96	1,058.42	1,185.07
Habeas/Sup. Ct.	2,127.43	2,280.24	2,522.75
Municipal Court Charges	350.60	334.41	357.10
Other	347.11	332.26	437.54

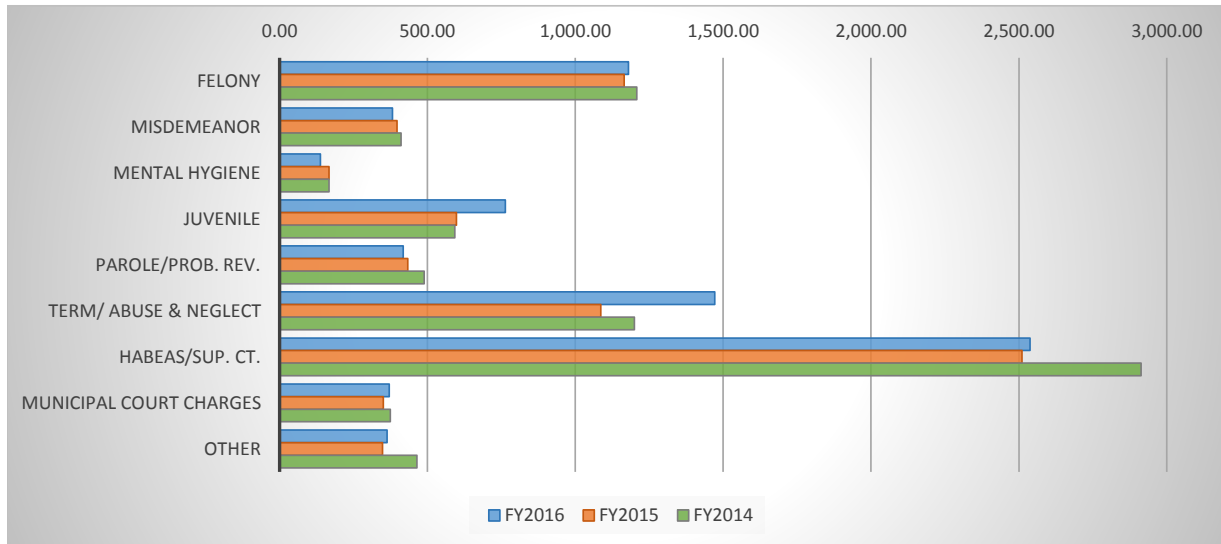
Mag. Ct. Appeal, Mandamus/Prohibition,
Extradition, Contempt, Fugitive, Misc.



PUBLIC DEFENDER SERVICES
APPOINTED COUNSEL STATEWIDE AVERAGE COSTS BY CASE TYPE
WITHOUT DIRECT EXPENSES AND SUPPLEMENTALS
Three Year Comparison

Case Type	FY2016	FY2015	FY2014
Felony	1,179.77	1,165.58	1,207.55
Misdemeanor	381.57	396.96	410.71
Mental Hygiene	138.11	167.29	167.15
Juvenile	763.08	597.96	592.16
Parole/Prob. Rev.	417.84	433.40	488.75
Term/ Abuse & Neglect	1,471.94	1,086.47	1,200.00
Habeas/Sup. Ct.	2,537.79	2,510.82	2,912.78
Municipal Court Charges	371.16	350.67	373.95
Other	363.47	348.33	464.05

Mag. Ct. Appeal, Mandamus/Prohibition,
Extradition, Contempt, Fugitive, Misc.



PUBLIC DEFENDER SERVICES
Historical Overview of Key Statistical Indicators

APPOINTED COUNSEL	FY 2016	FY 2015	FY 2014*	FY 2013	FY 2012	FY 2011	FY 2010	FY 2009
Amount Paid in Claims	\$25,787,233.03	\$25,954,897.24	\$25,530,768.12	\$25,232,412.09	\$21,960,493.86	\$26,301,225.60	\$33,327,743.78	\$20,513,711.19
Total Claims Paid (w/o Supp. & Direct)	30,754.00	33,759.00	31,817.00	32,007.00	27,402.00	32,250.00	45,283.00	23,637.00
Total Hours Paid	483,595.07	486,726.40	479,583.90	475,503.60	415,336.00	502,934.00	631,737.00	384,564.00
Percent In Court	15.45%	15.36%	14.97%	15.24%	15.09%	15.01%	15.44%	16.46%
Percent Out of Court	84.55%	84.64%	85.03%	84.76%	84.91%	84.99%	84.56%	83.54%
Average Cost Per Claim	\$838.50	\$768.83	\$802.43	\$788.34	\$801.42	\$815.54	\$735.99	\$867.86
Average Total Cost Per Hour	\$53.32	\$53.33	\$53.24	\$53.06	\$52.87	\$52.30	\$52.76	\$53.34

PUBLIC DEFENDER CORPORATIONS	FY 2016 ^o	FY 2015***	FY 2014	FY 2013	FY 2012	FY 2011	FY 2010	FY 2009
Disbursements for Public Def. Corps.	\$19,017,163.41	\$17,753,257.00	\$17,030,817.00	\$15,376,320.00	\$19,695,724.82	\$18,417,158.00	\$16,965,243.42	\$16,926,070.25
Total Cases Closed	33,799.00	33,170.00	33,354.00	32,740.00	41,897.00	33,544.00	30,939.00	35,354.00
Total Hours (w/o Admin. Time)	189,730.90	188,508.50	189,605.10	184,078.10	189,199.90	185,322.60	178,216.80	180,647.30
Percent In Court*	26.92%	28.72%	28.08%	27.40%	27.43%	26.71%	27.72%	28.64%
Percent Out of Court*	73.08%	71.28%	71.29%	71.90%	71.94%	72.77%	71.92%	71.36%
Average Cost Per Closed Case**	\$562.65	\$535.22	\$510.61	\$469.65	\$470.10	\$549.05	\$548.34	\$478.76
Average Total Cost Per Hour	\$100.23	\$94.18	\$89.82	\$83.53	\$104.10	\$99.38	\$95.19	\$93.70

◆ In April 2014, the online voucher submission process became mandatory.

* Drug Court is not considered as it represents less than 1% of time starting in FY 2010.

**Average Cost Per Closed Case was recalculated for FY 2011 to reflect a more accurate figure.

*** Total Disbursements for PDC excludes \$400,000 to 4th PDC for startup expenses. Amount will be included in FY16 totals

^o Includes \$400,000 disbursement to 4th PDC at the end of FY15

Summary of PDC Cost Savings FY 2009–2016		
Year	Savings Per Case	Total Savings
2016	\$275.85	\$9,323,302.52
2015	\$233.61	\$7,748,799.98
2014	\$291.82	\$9,733,278.92
2013	\$318.69	\$10,433,924.62
2012	\$331.32	\$13,881,288.08
2011	\$266.49	\$8,939,203.59
2010	\$187.65	\$5,805,640.91
2009	\$389.10	\$13,756,397.51

Total Savings Calculated As:		
Difference A/C & PDC Cost per case	times	PDC Closed Cases