

WEST VIRGINIA PUBLIC DEFENDER SERVICES

ANNUAL REPORT
FISCAL YEAR 2002-2003



JOHN A. ROGERS
EXECUTIVE DIRECTOR

Table of Contents

Introduction	1
Appointed Counsel System	1
The Public Defender Corporation System	2
The Criminal Law Research Center	5
The Appellate Advocacy Division	6
Accounting and Voucher Processing Division	6
Administration/Public Defender Operations Division	6
Employee Listing	8
Financial Data	9
Statistical Information	14
Appointed Counsel	15
Public Defender Corporations	16
Appendix A: Appointed Counsel Statistical Information	17
Summary Report	19
Average Cost by Case Type	24
Average Costs by Primary Charge	30
Appointed Counsel Claims Paid	33
Direct Expense Claims Paid	39
Appointed Counsel Hours Paid	45
Appointed Counsel Fees Paid	51
Appointed Counsel Expenses Paid	58
Appointed Counsel Expenses Paid by Category	65
Appointed Counsel Hours In Court/Out of Court Paid	72
Appendix B: Public Defender Corporations Statistical Information	78
Boards of Directors Chairpersons	79
Cash Disbursements for Corporations	81
Public Defender Hours Worked	82
Public Defender Hours In Court/Out of Court	89
Public Defender Cases Represented Pending, Opened and Closed	97
Appendix C: Appointed Counsel/Public Defender Comparisons	107
Appendix D: Appointed Counsel Index Payee Totals for FY2002	111

Introduction

Pursuant to the requirements of West Virginia Code §5-1-20, Public Defender Services, an agency of the Executive Branch, submits this report for fiscal year 2002-2003 to his Excellency, Governor Bob Wise and to the West Virginia Legislature. This report describes the agency's activities during fiscal year 2002-2003.

Public Defender Services, originally Public Legal Services Council, was established July 1, 1981, by WV Code §29-21-1, et seq., and given the responsibility for administering the provision of legal representation to indigent persons as required by the Sixth Amendment to the United States Constitution and by Article III, Section 14 of the West Virginia Constitution. The Executive Director, appointed by the Governor, by and with the advice and consent of the West Virginia Senate, is responsible for the administration of the appointed counsel system; the Public Defender Corporation system; the Public Defender Services appellate division; and the Criminal Law Research Center within Public Defender Services.

Appointed Counsel System

The appointed counsel system operates in all 55 counties of West Virginia. Approximately 800 appointed counsel and service providers are reimbursed annually by Public Defender Services for fees and expenses incurred in the representation of indigents in criminal matters.

In December, 1987, Millard Jewell, a Mingo County attorney whose case load was composed of 30 percent appointed cases, filed suit in the West Virginia Supreme Court. The Court appointed a Special Master and evidentiary hearings were held at three locations in the state. In July, 1989, the Court found certain aspects of the indigent defense system unconstitutional. The Court required the Legislature to increase appointed counsel rates from \$20/\$25 per hour to \$45/\$65

per hour, and to raise the fee cap to \$3,000. During the 1990 Regular Session of the Legislature, these mandates were enacted into WV Code §29-21-13a and became effective July 1, 1990. This action more than doubled the costs of the appointed counsel system.

Using appropriated, re-appropriated, and supplemental funds for fiscal year 2002-2003, Public Defender Services processed over **\$14,121,318** in payments for **22,665** claims by appointed counsel and other providers. Because all funds were exhausted, these figures represent only 9.5 months of invoice processing. Unpaid claims were estimated to total \$5.8 million dollars. The average hourly appointed counsel cost was **\$53.99** and the average appointed counsel cost per claim was **\$623.05**. Appointed counsel statistical information is found in **Appendix A**.

The Public Defender Corporation System

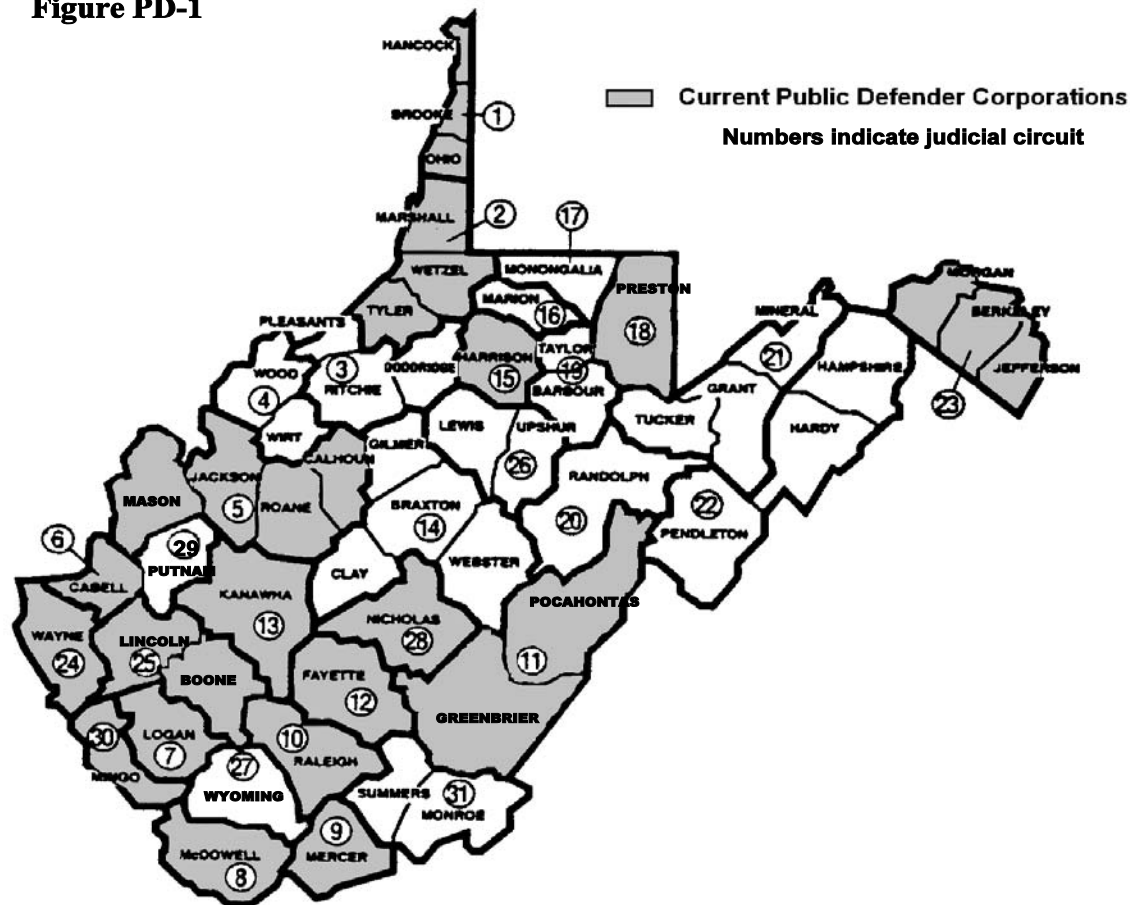
The Public Defender Corporation system is an efficient, cost-effective alternative to the appointed counsel system. As specialists in criminal law, Defenders do not need to research issues as often as private counsel who only occasionally do criminal work. In addition, Public Defenders do not charge an hourly rate so they are not paid extra for travel time or for time awaiting hearings. Each office operates as a non-profit corporation with its own board of directors. Each Corporation receives all its funding from Public Defender Services.

Prior to fiscal year 1990-1991, Public Defender Corporation offices operated in the 2nd, 10th, 23rd/31st (combined), and 28th Judicial Circuits. During fiscal year 1989-1990, the 1st, 8th, 12th, 13th, and 30th Circuits opened Public Defender offices. In fiscal year 1990-1991, the 7th and 9th Circuit offices opened. In fiscal year 1993-1994, the 15th Circuit office opened. In fiscal year 1994-1995, the 6th and 24th Circuit offices opened. In fiscal year 1995-1996, the 5th Circuit offices opened. In fiscal year 1999-2000, the 11th and 25th Circuit offices opened, and, in FY 2000-2001, the 18th Circuit office opened.

The 1st Circuit offices are located in Wheeling and Weirton; the 2nd Circuit, in Moundsville; the 5th Circuit, in Ripley and Spencer; the 6th Circuit, in Huntington; the 7th Circuit, in Logan; the 8th Circuit, in Welch; the 9th Circuit, in Princeton; the 10th Circuit, in Beckley; the 11th Circuit, in Lewisburg and Marlinton; the 12th Circuit, in Fayetteville; the 13th Circuit, in Charleston; the 15th Circuit, in Clarksburg; the 18th Circuit, in Kingwood; the 23rd Circuit, in Martinsburg and Charles Town; the 24th Circuit, in Wayne; the 25th Circuit, in Madison and Hamlin; the 28th Circuit, in Summersville; and the 30th Circuit, in Williamson. When fully staffed, the system employs 119 attorneys and 77 staff employees. **Figure PD-1** shows the circuits and counties that currently have Public Defender Corporations.

During fiscal year 2002-2003, the Corporations provided representation in **29,106** judicial proceedings; pursuant to contracts, Public Defender Services issued disbursements totaling **\$12,466,501** for Public Defender Corporations. The average hourly cost was **\$58.22** and the average cost per case represented was **\$428.31**. Full Public Defender statistical, grant, and board composition information can be found in **Appendix B**.

Figure PD-1



Note: Public Defender Corporations are established in each Judicial Circuit per WV Code §29-21-1, et seq. After the 5th Circuit Corporation offices were opened, Mason County was added to that Circuit. Currently PDS is enjoined from opening an office in Mason County.

The Criminal Law Research Center (3 employees)

By statute the Research Center is charged with producing legal materials useful to West Virginia criminal law practitioners. The Criminal Law Digest summarizes and indexes recent West Virginia Supreme Court of Appeals decisions. E-mail updates are sent as cases are decided. Recent Supreme Court decisions are available through a quarterly newsletter, which also includes other matters of interest.

In Fiscal Year 2003, the Criminal Law Research Center presented three seminars at various locations throughout the State of West Virginia. In December, 2002, the CLRC, along with Marshall University's Forensic Science Center, sponsored a program entitled, "Basic Forensic Science for Attorneys", at Marshall University. In May, 2003, the CLRC presented a program entitled "Issues in Sexual Assault Litigation", at the West Virginia University School of Law. In addition, the CLRC, in conjunction with the Kanawha County Public Defenders Office, sponsored the annual Public Defenders Conference in June, 2003, at Canaan Valley Resort. All of these seminars were offered at either no cost or at a minimal fee, and were open to both court appointed attorneys and Public Defenders. Additionally, the CLRC sponsored a new attorney training for Public Defenders in February, 2003, at the Federal Courthouse in Charleston, West Virginia.

The CLRC also continued to publish and distribute the eight-volume Criminal Law Digest; the Sixth Edition of the Jury Instruction Manual; and the Second Edition of West Virginia Criminal Defense Motion Manual. These publications were made available and sold to criminal law practitioners in both printed versions and in a CD-ROM format. Sales of these publications amounted to \$ 3,535. All publications were also made available at no cost on PDS' website, www.wvpds.org.

The Appellate Advocacy Division (2.5 employees)

Public Defender Services is required by statute to have an appellate division. Because of limited funding, only one full time and one part-time attorney position are authorized, with one paralegal to assist. The division accepts appeals from private appointed counsel and full-time Public Defenders. Most appeals are accepted because of conflicts with local counsel or unique circumstances which require appointment of counsel outside the local Circuit or county.

In FY 2003, the division opened twenty-three new cases, fourteen direct appeals and eight habeas corpus petitions (one case became moot and counsel was not appointed). An additional nine cases were carried over from FY 2002, with four still active. Fifteen cases closed during the period.

Accounting and Voucher Processing Division (4 employees)

This division prepares all financial reports for the agency, including budget documents, payroll and benefits, central office expenditures, Public Defender expenditures and private appointed counsel expenditures. The division is also responsible for preparing budget requests and monitoring expenditure schedules, as well as reporting for the Comprehensive Annual Financial Report.

Most importantly, the division processes approximately 25,000 claims per year from private counsel and other service providers, checking for legal compliance as well as for routine errors. The agency reduces claimed amounts of payment when appropriate, resulting in a savings of \$350,000 or more annually. Extensive statistical reporting is maintained, as well as 1099 reports produced for payees at the end of the calendar year.

Administration/Public Defender Operations Division (3 employees)

This division maintains all routine office processes, including payment of central office bills, purchasing equipment and supplies, maintaining payroll, personnel

and leave records, records management, fixed asset inventories, and responds to various administrative report requirements of the Secretary of Administration. Most importantly, the division budgets, coordinates and oversees operations of eighteen Public Defender Corporations throughout the state. Extensive data collection for both financial information and case information is maintained. Reporting is done on both a monthly and annual basis, with ongoing analysis of needs. Cash flow management results in monthly disbursements of only sufficient cash for ongoing operations, resulting in some shifting of funds to private counsel. Suggested policies are developed as needed, including suggested office procedures, accounting policies and data entry protocols for case management. This division is also responsible for answering inquiries from legislative and executive branch officials, judges, prosecuting attorneys, various news media and the general public, as well as Public Defenders and private appointed counsel.

WEST VIRGINIA PUBLIC DEFENDER SERVICES

EMPLOYEE LISTING

JOHN A. ROGERS, ESQ. EXECUTIVE DIRECTOR

CRIMINAL LAW RESEARCH CENTER:

RUSSELL S. COOK, ESQ.	DIRECTOR
ERIN V. AKERS	ADMINISTRATIVE ASSISTANT
PAMELA R. CLARK	SECRETARY

APPELLATE ADVOCACY DIVISION:

JACK L. HICKOK, ESQ.	DIRECTOR
PAUL R. STONE, ESQ.	STAFF ATTORNEY (part-time)
THOMAS D. BOOTH	PARALEGAL

ACCOUNTING AND VOUCHER PROCESSING DIVISION:

MARJORIE "KITTY" WILSON	DIRECTOR
SHEILA J. COUGHLIN	ADMINISTRATIVE ASSISTANT
TERESA G. SIDERS	SUPERVISOR
ROSA F. MCFARLAND	CLAIMS PROCESSOR

ADMINISTRATION AND PUBLIC DEFENDER OPERATIONS:

KELLIE J. CARPER	DIRECTOR
RALPH E. MCKINNEY, JR.	ACCOUNTANT
HEATHER E. ATKINS	SECRETARY

**PUBLIC DEFENDER SERVICES
FINANCIAL DATA**

**SUMMARY OF APPROPRIATIONS, EXPENDITURES, AND FUND BALANCES BY ACTIVITY FOR THE FUND 0226-2003-0221
FOR THE PERIOD JULY 1, 2002 TO JUNE 30, 2003**

	001	004	007	010	099	127	364	913	TOTAL
TOTAL APPROPRIATIONS									
2003 APPROPRIATIONS	\$486,035.00	\$4,900.00	\$3,675,000.00	\$160,047.00	\$268,932.00	\$22,888,544.00	\$310.00	\$36,785.00	\$27,520,553.00
REAPPROPRIATIONS	\$0.00	\$0.00	\$0.00	\$0.00	\$272,031.76	\$88,982.81	\$0.00	\$0.00	\$361,014.57
TOTAL FUND APPROPRIATIONS	\$486,035.00	\$4,900.00	\$3,675,000.00	\$160,047.00	\$540,963.76	\$22,977,526.81	\$310.00	\$36,785.00	\$27,881,567.57
TOTAL EXPENDITURES									
PERSONAL SERVICES:									
Personal Services	\$485,347.28	\$0.00	\$0.00	\$0.00	\$0.00	\$0.00	\$264.00	\$0.00	\$485,611.28
Annual Increment	\$217.33	\$4,900.00	\$0.00	\$0.00	\$0.00	\$0.00	\$0.00	\$0.00	\$5,117.33
Total Personal Services	\$485,564.61	\$4,900.00	\$0.00	\$0.00	\$0.00	\$0.00	\$264.00	\$0.00	\$490,728.61
EMPLOYEE BENEFITS:									
PERS/PEIA Adm Fees	\$0.00	\$0.00	\$0.00	\$3,463.75	\$0.00	\$0.00	\$0.00	\$0.00	\$3,463.75
FICA	\$0.00	\$0.00	\$0.00	\$36,521.00	\$0.00	\$0.00	\$21.00	\$0.00	\$36,542.00
Public Emp Insurance	\$0.00	\$0.00	\$0.00	\$71,386.34	\$0.00	\$0.00	\$0.00	\$0.00	\$71,386.34
Unemployment Comp	\$0.00	\$0.00	\$0.00	\$2,364.13	\$0.00	\$0.00	\$0.00	\$0.00	\$2,364.13
Workers Comp	\$0.00	\$0.00	\$0.00	\$446.76	\$0.00	\$0.00	\$0.00	\$0.00	\$446.76
Pension & Retirement	\$0.00	\$0.00	\$0.00	\$45,824.23	\$0.00	\$0.00	\$25.00	\$0.00	\$45,849.23
Public Employees Insurance Transfer	\$0.00	\$0.00	\$0.00	\$0.00	\$4,775.00	\$0.00	\$0.00	\$0.00	\$4,775.00
Total Benefits	\$0.00	\$0.00	\$0.00	\$160,006.21	\$4,775.00	\$0.00	\$46.00	\$0.00	\$164,827.21
CURRENT EXPENSES:									
020 Office Expense	\$0.00	\$0.00	\$0.00	\$0.00	\$31,198.30	\$4,645.00	\$0.00	\$0.00	\$35,843.30
021 Printing & Binding	\$0.00	\$0.00	\$0.00	\$0.00	\$9,335.09	\$0.00	\$0.00	\$0.00	\$9,335.09
022 Rental Expense	\$0.00	\$0.00	\$0.00	\$0.00	\$33,795.00	\$0.00	\$0.00	\$0.00	\$33,795.00
023 Utilities	\$0.00	\$0.00	\$0.00	\$0.00	\$1,038.30	\$0.00	\$0.00	\$0.00	\$1,038.30
024 Telecommunications	\$0.00	\$0.00	\$0.00	\$0.00	\$4,283.83	\$0.00	\$0.00	\$0.00	\$4,283.83
025 Contractual & Professional	\$0.00	\$0.00	\$186,585.67	\$0.00	\$138,149.15	\$13,110,380.58	\$0.00	\$36,785.00	\$13,471,900.40
026 Travel	\$0.00	\$0.00	\$0.00	\$0.00	\$14,048.22	\$0.00	\$0.00	\$0.00	\$14,048.22
027 IS&C/WVNET	\$0.00	\$0.00	\$0.00	\$0.00	\$208,411.54	\$0.00	\$0.00	\$0.00	\$208,411.54
031 Assoc Dues & Prof Memb	\$0.00	\$0.00	\$0.00	\$0.00	\$1,045.25	\$0.00	\$0.00	\$0.00	\$1,045.25
032 Fire Auto Bond & Other Ins	\$0.00	\$0.00	\$0.00	\$0.00	\$0.00	\$0.00	\$0.00	\$0.00	\$0.00

page 1 of 2

	001	004	007	010	099	127	497	913	TOTAL
034 Cloth, Household, Rec. Supplies	\$0.00	\$0.00	\$0.00	\$0.00	\$986.75	\$0.00	\$0.00	\$0.00	\$986.75
038 Maintenance Contracts	\$0.00	\$0.00	\$0.00	\$0.00	\$4,631.28	\$0.00	\$0.00	\$0.00	\$4,631.28
042 Hospitality	\$0.00	\$0.00	\$0.00	\$0.00	\$894.20	\$0.00	\$0.00	\$0.00	\$894.20
051 Miscellaneous	\$0.00	\$0.00	\$0.00	\$0.00	\$1,034.05	\$0.00	\$0.00	\$0.00	\$1,034.05
052 Training & Development	\$0.00	\$0.00	\$0.00	\$0.00	\$3,818.25	\$0.00	\$0.00	\$0.00	\$3,818.25
053 Postal & Freight	\$0.00	\$0.00	\$0.00	\$0.00	\$15,752.59	\$0.00	\$0.00	\$0.00	\$15,752.59
054 Computer Supplies	\$0.00	\$0.00	\$0.00	\$0.00	\$12,280.48	\$0.00	\$0.00	\$0.00	\$12,280.48
056 Attorney Legal Service Payments	\$0.00	\$0.00	\$3,344,275.59	\$0.00	\$0.00	\$9,367,632.54	\$0.00	\$0.00	\$12,711,908.13
057 Attorney Reimbursable Expenses	\$0.00	\$0.00	\$144,138.74	\$0.00	\$0.00	\$436,105.67	\$0.00	\$0.00	\$580,244.41
058 Miscellaneous Equipment Purchases	\$0.00	\$0.00	\$0.00	\$0.00	\$16,359.82	\$0.00	\$0.00	\$0.00	\$16,359.82
Total Current Expenses	\$0.00	\$0.00	\$3,675,000.00	\$0.00	\$497,062.10	\$22,918,763.79	\$0.00	\$36,785.00	\$27,127,610.89
REPAIRS & ALTERATIONS									
063 Bldg Repairs & Alterations	\$0.00	\$0.00	\$0.00	\$0.00	\$328.79	\$0.00	\$0.00	\$0.00	\$328.79
064 Building Repairs	\$0.00	\$0.00	\$0.00	\$0.00	\$4,266.35	\$0.00	\$0.00	\$0.00	\$4,266.35
068 Other Repairs & Alterations	\$0.00	\$0.00	\$0.00	\$0.00	\$575.00	\$0.00	\$0.00	\$0.00	\$575.00
Total Repairs & Alterations	\$0.00	\$0.00	\$0.00	\$0.00	\$5,170.14	\$0.00	\$0.00	\$0.00	\$5,170.14
EQUIPMENT									
070 Office & Comm Equipment	\$0.00	\$0.00	\$0.00	\$0.00	\$15,639.20	\$0.00	\$0.00	\$0.00	\$15,639.20
077 Books & Periodicals	\$0.00	\$0.00	\$0.00	\$0.00	\$2,790.77	\$0.00	\$0.00	\$0.00	\$2,790.77
170 Computer Equipment	\$0.00	\$0.00	\$0.00	\$0.00	\$15,526.55	\$0.00	\$0.00	\$0.00	\$15,526.55
Total Equipment	\$0.00	\$0.00	\$0.00	\$0.00	\$33,956.52	\$0.00	\$0.00	\$0.00	\$33,956.52
TOTAL FUND EXPENDITURES	\$485,564.61	\$4,900.00	\$3,675,000.00	\$160,006.21	\$540,963.76	\$22,918,763.79	\$310.00	\$36,785.00	\$27,822,293.37
FUND BALANCE	\$470.39	\$0.00	\$0.00	\$40.79	\$0.00	\$58,763.02	\$0.00	\$0.00	\$59,274.20

Amounts shown in Total Expenditures in columns 127 (025; 027; 056; & 057) include deposits of monies collected from duplicate payments or overpayments to counsel and service providers.

page 2 of 2

**West Virginia Public Defender Services
Statement of Revenues, Expenditures
and Changes in Fund Balance
For the Period July 1, 2002 to June 30, 2003**

2420-2003-0221

REVENUES

Sales of Publications	\$3,535.00
CLE	<u>\$0.00</u>

TOTAL REVENUES	<u>\$3,535.00</u>
-----------------------	--------------------------

TOTAL EXPENDITURES	\$0.00
---------------------------	---------------

Revenues Over (under) Expenditures	\$3,535.00
------------------------------------	-------------------

Fund Balance Beginning of Period	<u>\$12,751.05</u>
----------------------------------	---------------------------

Fund Balance, June 30, 2003	<u>\$16,286.05</u>
-----------------------------	---------------------------

2421-2003-0221

Fund Balance Beginning of Period	\$245.70
----------------------------------	-----------------

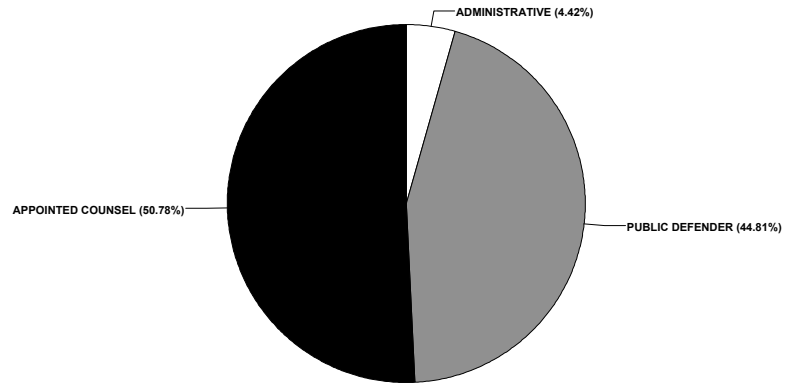
Add: Consumer Sales Collections	\$177.90
---------------------------------	----------

Less: Remittance of Taxes	\$404.40
---------------------------	----------

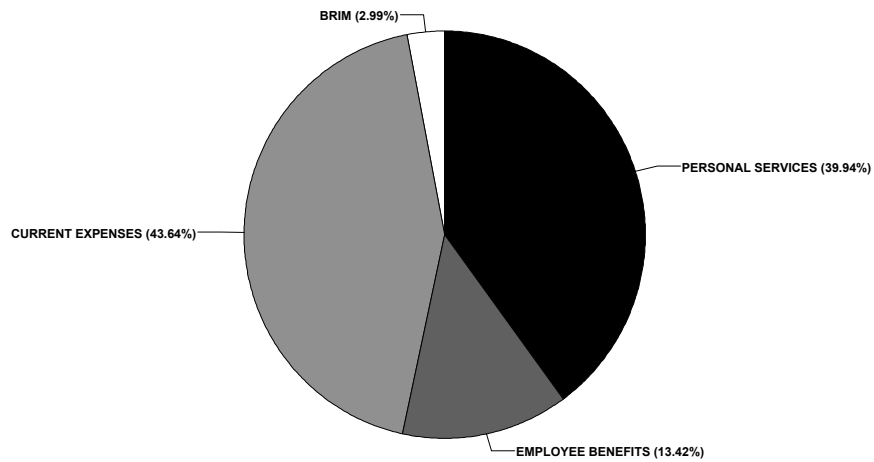
Fund Balance, June 30, 2003	<u>\$19.20</u>
-----------------------------	-----------------------

**WV PUBLIC DEFENDER SERVICES
TOTAL FUND EXPENDITURES
FY 2002/2003**

TOTAL EXPENDITURES BY PROGRAM



TOTAL ADMINISTRATIVE EXPENSES



**APPOINTED COUNSEL AND PUBLIC DEFENDER
STATISTICAL INFORMATION**

**WV PUBLIC DEFENDER SERVICES
STATISTICAL REPORT
APPOINTED COUNSEL FY 2002/2003**

Total Number of Claims Paid	22,665
Total Number of Direct Expense Claims Paid	1,147
Total Number of Hours Paid	261,556
Total Amount Paid in Claims	\$14,121,317.76
Total Fees Paid to Counsel	\$12,712,178.13
Total Expenses Paid	\$1,409,139.63
Average Total Cost Per Claim	\$623.05
Average Counsel Fee Per Claim	\$560.87
Average Expenses Per Claim	\$62.17
Percent of Total Claims Attributable to Fees	90.02%
Percent of Total Claims Attributable to Expenses	9.98%
Average Total Cost Per Hour	\$53.99
Total Hours In-Court	47,107
Total Hours Out-of-Court	214,449
Percent of Total Hours In-Court	18.01%
Percent of Total Hours Out-of-Court	81.99%

NOTE: Figures represent payments made for 9.5 months. Claims received from July 1, 2002 to April 14, 2003.

**WV PUBLIC DEFENDER SERVICES
STATISTICAL REPORT
PUBLIC DEFENDER CORPORATIONS FY 2002/2003**

Total Number of Cases Pending July 1, 2002	4,936
Total Number of Cases Opened	24,170
Total Number of Cases Closed	23,144
Total Number of Cases Represented during FY 2002	29,106
Total Number of Charges Associated with Cases Pending July 1, 2001	9,184
Total Number of Charges Associated with Cases Opened	43,484
Total Number of Charges Associated with Cases Closed	41,430
Total Number of Charges Associated with Cases Represented	52,668
Total Amount Disbursed for Corporations	\$12,466,501
Average Total Cost Per Cases Represented	\$428.31
Average Total Cost Per Opened Cases	\$515.78
Average Total Cost Per Closed Cases	\$538.65
Total Number of Hours During FY 2002	214,117
Average Total Cost Per Hour	\$58.22
Total Hours In-Court	44,146
Total Hours Out-of-Court	169,970
Percent of Total Hours In-Court	20.62%
Percent of Total Hours Out-of-Court	79.38%

**APPENDIX A:
APPOINTED COUNSEL
STATISTICAL INFORMATION**

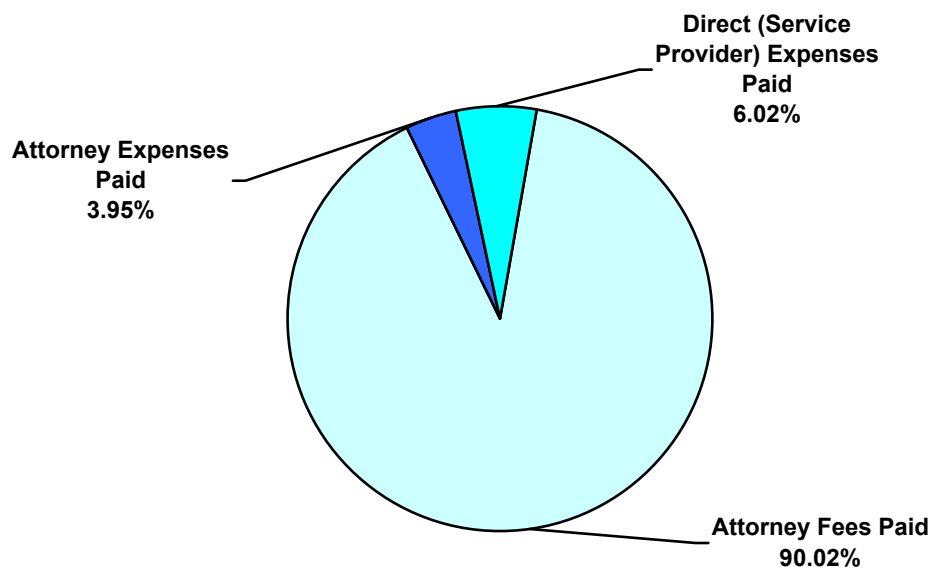
**APPOINTED COUNSEL SUMMARY REPORTS
OF COSTS**

SUMMARY OF DOLLARS SPENT FOR FY 2003

Attorney Fees Paid	\$12,712,178.13
Attorney Expenses Paid	\$558,447.52
Direct (Service Provider) Expenses Paid	\$850,692.11
Total Dollars Paid	\$14,121,317.76

APPOINTED COUNSEL DOLLARS SPENT

FY 2003*



**Note: Due to rounding may not equal 100%.*

WEST VIRGINIA PUBLIC DEFENDER SERVICES
SUMMARY REPORT FOR ATTORNEY HOUSE/FEES/EXPENSES
FISCAL YEAR 2003

CIRCUIT	ATTORNEY TOTAL HOURS	ATTORNEY FEE AMOUNT IN \$	ATTORNEY EXPENSE AMOUNT IN \$	DIRECT EXPENSE AMOUNT IN \$	EXPENSE AMOUNT IN \$	GRAND TOTAL AMOUNT IN \$
01 CIRCUIT	10,432.1	497,063.50	28,953.39	33,844.56	62,797.95	559,861.45
02 CIRCUIT	2,837.7	140,332.50	4,842.29	0.00	4,842.29	145,174.79
03 CIRCUIT	5,803.4	275,687.00	16,061.98	25,185.87	41,247.85	316,934.85
04 CIRCUIT	30,564.3	1,459,927.50	74,445.21	270,096.77	344,541.98	1,804,469.48
05 CIRCUIT	9,431.3	464,807.04	16,596.11	16,124.93	32,721.04	497,528.08
06 CIRCUIT	10,105.5	516,333.50	12,336.87	28,275.82	40,612.69	556,946.19
07 CIRCUIT	6,557.6	314,992.00	9,415.85	4,731.65	14,147.50	329,139.50
08 CIRCUIT	6,688.7	319,599.50	6,748.05	18,226.85	24,974.90	344,574.40
09 CIRCUIT	9,292.7	469,590.50	33,390.71	12,262.36	45,653.07	515,243.57
10 CIRCUIT	5,231.0	255,373.00	4,555.67	0.00	4,555.67	259,928.67
11 CIRCUIT	3,506.8	167,810.00	8,238.59	3,944.05	12,182.64	179,992.64
12 CIRCUIT	2,012.9	96,356.50	3,965.82	0.00	3,965.82	100,322.32
13 CIRCUIT	18,358.1	912,337.08	22,690.94	21,745.15	44,436.09	956,773.17
14 CIRCUIT	8,857.0	427,426.31	36,671.74	9,755.88	46,427.62	473,853.93
15 CIRCUIT	6,064.3	284,783.50	9,140.77	13,878.58	23,019.35	307,802.85
16 CIRCUIT	17,136.8	815,078.50	19,399.27	31,438.76	50,838.03	865,916.53
17 CIRCUIT	13,126.3	627,996.70	23,750.48	28,988.23	52,738.71	680,735.41
18 CIRCUIT	4,273.3	205,738.50	11,750.07	9,709.56	21,459.63	227,198.13
19 CIRCUIT	7,939.8	380,035.00	4,100.82	12,310.04	16,410.86	396,445.86
20 CIRCUIT	5,440.7	268,916.00	9,292.61	4,861.19	14,153.80	283,069.80
21 CIRCUIT	8,947.1	431,283.50	16,000.94	46,707.58	62,708.52	493,992.02
22 CIRCUIT	8,064.2	394,833.00	30,852.01	20,373.90	51,225.91	446,058.91
23 CIRCUIT	11,372.4	562,840.00	63,502.17	68,454.93	131,957.10	694,797.10
24 CIRCUIT	4,380.6	219,439.00	12,457.08	15,500.71	27,957.79	247,396.79
25 CIRCUIT	8,676.6	432,109.50	11,471.79	27,028.74	38,500.53	470,610.03
26 CIRCUIT	9,477.6	460,194.00	17,038.46	9,665.86	26,704.32	486,898.32
27 CIRCUIT	6,973.9	333,043.50	7,242.75	82,339.26	89,582.01	422,625.51
28 CIRCUIT	2,774.1	135,482.50	4,013.92	2,377.29	6,391.21	141,873.71
29 CIRCUIT	8,738.4	425,002.50	12,758.62	23,238.76	35,997.38	460,999.88
30 CIRCUIT	5,118.7	254,297.50	9,718.02	1,977.73	11,695.75	265,993.25
31 CIRCUIT	3,372.6	163,469.00	17,044.52	7,647.10	24,691.62	188,160.62
STATE	261,556.4	12,712,178.13	558,447.52	850,692.11	1,409,139.63	14,121,317.76

**WEST VIRGINIA PUBLIC DEFENDER SERVICES
SUMMARY REPORT FOR ATTORNEY HOURS/FEES/EXPENSES
FISCAL YEAR 2003**

CIRCUIT COUNTY	TOTAL HOURS	FEE AMOUNT IN \$	EXPENSE AMOUNT IN \$	DIRECT EXPENSE AMOUNT IN \$	EXPENSE AMOUNT IN \$	GRAND TOTAL AMOUNT IN \$
01 CIRCUIT						
BROOKE	1,832.7	87,331.50	4,019.15	0.00	4,019.15	91,350.65
HANCOCK	2,560.9	123,360.50	3,964.13	10,766.83	14,730.96	138,091.46
OHIO	6,038.5	286,371.50	20,970.11	23,077.73	44,047.84	330,419.34
TOTAL	10,432.1	497,063.50	28,953.39	33,844.56	62,797.95	559,861.45
02 CIRCUIT						
MARSHALL	1,770.5	87,370.50	1,966.64	0.00	1,966.64	89,337.14
TYLER	464.1	22,614.50	1,718.96	0.00	1,718.96	24,333.46
WETZEL	603.1	30,347.50	1,156.69	0.00	1,156.69	31,504.19
TOTAL	2,837.7	140,332.50	4,842.29	0.00	4,842.29	145,174.79
03 CIRCUIT						
DODDRIDGE	2,004.2	95,243.00	5,335.29	10,091.22	15,426.51	110,669.51
PLEASANTS	1,913.7	90,562.50	6,534.50	4,988.40	11,522.90	102,085.40
TOTAL	5,803.4	275,687.00	16,061.98	25,185.87	41,247.85	316,934.85
04 CIRCUIT						
WIRT	1,150.0	55,956.00	2,897.71	6,748.57	9,646.28	65,602.28
WOOD	29,414.3	1,403,971.50	71,547.50	263,348.20	334,895.70	1,738,867.20
TOTAL	30,564.3	1,459,927.50	74,445.21	270,096.77	344,541.98	1,804,469.48
05 CIRCUIT						
CALHOUN	490.4	24,940.00	636.53	0.00	636.53	25,576.53
JACKSON	1,863.6	92,786.54	4,717.37	647.00	5,364.37	98,150.91
MASON	5,735.3	278,232.50	8,694.70	12,092.03	20,786.73	299,019.23
ROANE	1,342.0	68,848.00	2,547.51	3,385.90	5,933.41	74,781.41
TOTAL	9,431.3	464,807.04	16,596.11	16,124.93	32,721.04	497,528.08
06 CIRCUIT						
CABELL	10,105.5	516,333.50	12,336.87	28,275.82	40,612.69	556,946.19
TOTAL	10,105.5	516,333.50	12,336.87	28,275.82	40,612.69	556,946.19
07 CIRCUIT						
LOGAN	6,557.6	314,992.00	9,415.85	4,731.65	14,147.50	329,139.50
TOTAL	6,557.6	314,992.00	9,415.85	4,731.65	14,147.50	329,139.50
08 CIRCUIT						
MCDOWELL	6,688.7	319,599.50	6,748.05	18,226.85	24,974.90	344,574.40
TOTAL	6,688.7	319,599.50	6,748.05	18,226.85	24,974.90	344,574.40
09 CIRCUIT						
MERCER	9,292.7	469,590.50	33,390.71	12,262.36	45,653.07	515,243.57
TOTAL	9,292.7	469,590.50	33,390.71	12,262.36	45,653.07	515,243.57
10 CIRCUIT						
RALEIGH	5,231.0	255,373.00	4,555.67	0.00	4,555.67	259,928.67
TOTAL	5,231.0	255,373.00	4,555.67	0.00	4,555.67	259,928.67
11 CIRCUIT						
GREENBRIER	2,396.0	115,714.00	6,634.82	1,750.00	8,384.82	124,098.82
POCAHONTAS	1,110.8	52,096.00	1,603.77	2,194.05	3,797.82	55,893.82
TOTAL	3,506.8	167,810.00	8,238.59	3,944.05	12,182.64	179,992.64

**WEST VIRGINIA PUBLIC DEFENDER SERVICES
SUMMARY REPORT FOR ATTORNEY HOURS/FEES/EXPENSES
FISCAL YEAR 2003**

CIRCUIT COUNTY	TOTAL HOURS	FEE AMOUNT IN \$	EXPENSE AMOUNT IN \$	DIRECT EXPENSE AMOUNT IN \$	EXPENSE AMOUNT IN \$	GRAND TOTAL AMOUNT IN \$
12 CIRCUIT						
FAYETTE	2,012.9	96,356.50	3,965.82	0.00	3,965.82	100,322.32
TOTAL	2,012.9	96,356.50	3,965.82	0.00	3,965.82	100,322.32
13 CIRCUIT						
KANAWHA	18,358.1	912,337.08	22,690.94	21,745.15	44,436.09	956,773.17
TOTAL	18,358.1	912,337.08	22,690.94	21,745.15	44,436.09	956,773.17
14 CIRCUIT						
BRAXTON	3,030.0	146,016.40	13,806.03	874.55	14,680.58	160,696.98
CLAY	1,782.3	87,702.41	6,439.53	1,493.58	7,933.11	95,635.52
GILMER	1,319.7	63,114.50	5,766.76	2,700.28	8,467.04	71,581.54
WEBSTER	2,725.0	130,593.00	10,659.42	4,687.47	15,346.89	145,939.89
TOTAL	8,857.0	427,426.31	36,671.74	9,755.88	46,427.62	473,853.93
15 CIRCUIT						
HARRISON	6,064.3	284,783.50	9,140.77	13,878.58	23,019.35	307,802.85
TOTAL	6,064.3	284,783.50	9,140.77	13,878.58	23,019.35	307,802.85
16 CIRCUIT						
MARION	17,136.8	815,078.50	19,399.27	31,438.76	50,838.03	865,916.53
TOTAL	17,136.8	815,078.50	19,399.27	31,438.76	50,838.03	865,916.53
17 CIRCUIT						
MONONGALIA	13,126.3	627,996.70	23,750.48	28,988.23	52,738.71	680,735.41
TOTAL	13,126.3	627,996.70	23,750.48	28,988.23	52,738.71	680,735.41
18 CIRCUIT						
PRESTON	4,273.3	205,738.50	11,750.07	9,709.56	21,459.63	227,198.13
TOTAL	4,273.3	205,738.50	11,750.07	9,709.56	21,459.63	227,198.13
19 CIRCUIT						
BARBOUR	3,266.3	157,995.50	1,092.92	10,741.56	11,834.48	169,829.98
TAYLOR	4,673.5	222,039.50	3,007.90	1,568.48	4,576.38	226,615.88
TOTAL	7,939.8	380,035.00	4,100.82	12,310.04	16,410.86	396,445.86
20 CIRCUIT						
RANDOLPH	5,440.7	268,916.00	9,292.61	4,861.19	14,153.80	283,069.80
TOTAL	5,440.7	268,916.00	9,292.61	4,861.19	14,153.80	283,069.80
21 CIRCUIT						
GRANT	1,876.3	89,515.50	5,658.34	2,571.98	8,230.32	97,745.82
MINERAL	6,553.5	317,219.50	7,076.33	44,135.60	51,211.93	368,431.43
TUCKER	517.3	24,548.50	3,266.27	0.00	3,266.27	27,814.77
TOTAL	8,947.1	431,283.50	16,000.94	46,707.58	62,708.52	493,992.02
22 CIRCUIT						
HAMPSHIRE	4,014.1	198,756.50	10,540.40	7,511.40	18,051.80	216,808.30
HARDY	2,631.9	127,791.50	11,743.81	9,492.50	21,236.31	149,027.81
PENDLETON	1,418.2	68,285.00	8,567.80	3,370.00	11,937.80	80,222.80
TOTAL	8,064.2	394,833.00	30,852.01	20,373.90	51,225.91	446,058.91

**WEST VIRGINIA PUBLIC DEFENDER SERVICES
SUMMARY REPORT FOR ATTORNEY HOURS/FEES/EXPENSES
FISCAL YEAR 2003**

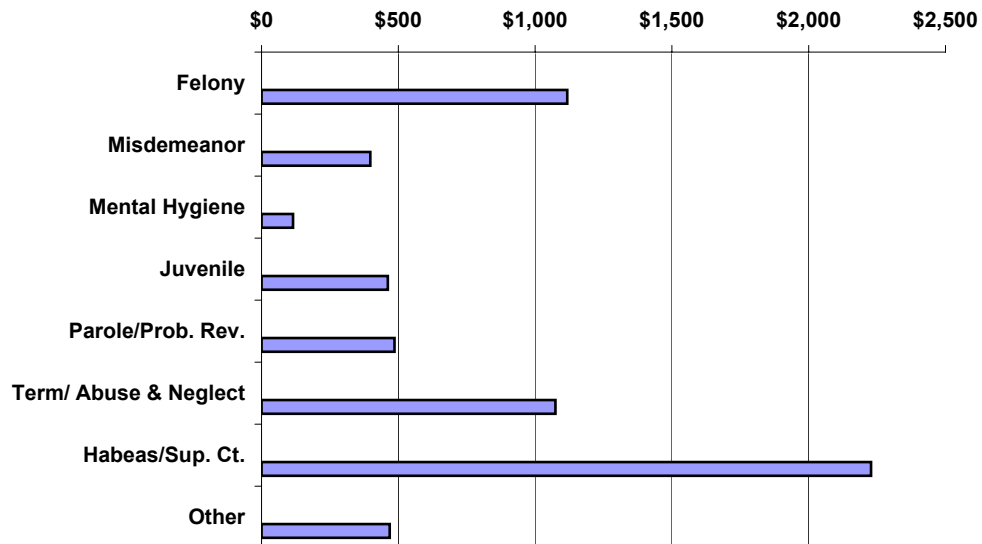
CIRCUIT COUNTY	TOTAL HOURS	FEE AMOUNT IN \$	EXPENSE AMOUNT IN \$	DIRECT EXPENSE AMOUNT IN \$	EXPENSE AMOUNT IN \$	GRAND TOTAL AMOUNT IN \$
23 CIRCUIT						
BERKELEY	6,597.2	327,606.00	36,191.41	33,089.87	69,281.28	396,887.28
JEFFERSON	3,180.7	155,421.50	21,570.63	8,807.50	30,378.13	185,799.63
MORGAN	1,594.5	79,812.50	5,740.13	26,557.56	32,297.69	112,110.19
TOTAL	11,372.4	562,840.00	63,502.17	68,454.93	131,957.10	694,797.10
24 CIRCUIT						
WAYNE	4,380.6	219,439.00	12,457.08	15,500.71	27,957.79	247,396.79
TOTAL	4,380.6	219,439.00	12,457.08	15,500.71	27,957.79	247,396.79
25 CIRCUIT						
BOONE	5,133.6	259,140.00	4,484.44	19,293.13	23,777.57	282,917.57
LINCOLN	3,543.0	172,969.50	6,987.35	7,735.61	14,722.96	187,692.46
TOTAL	8,676.6	432,109.50	11,471.79	27,028.74	38,500.53	470,610.03
26 CIRCUIT						
LEWIS	4,745.7	232,234.50	10,256.24	3,310.16	13,566.40	245,800.90
UPSHUR	4,731.9	227,959.50	6,782.22	6,355.70	13,137.92	241,097.42
TOTAL	9,477.6	460,194.00	17,038.46	9,665.86	26,704.32	486,898.32
27 CIRCUIT						
WYOMING	6,973.9	333,043.50	7,242.75	82,339.26	89,582.01	422,625.51
TOTAL	6,973.9	333,043.50	7,242.75	82,339.26	89,582.01	422,625.51
28 CIRCUIT						
NICHOLAS	2,774.1	135,482.50	4,013.92	2,377.29	6,391.21	141,873.71
TOTAL	2,774.1	135,482.50	4,013.92	2,377.29	6,391.21	141,873.71
29 CIRCUIT						
PUTNAM	8,738.4	425,002.50	12,758.62	23,238.76	35,997.38	460,999.88
TOTAL	8,738.4	425,002.50	12,758.62	23,238.76	35,997.38	460,999.88
30 CIRCUIT						
MINGO	5,118.7	254,297.50	9,718.02	1,977.73	11,695.75	265,993.25
TOTAL	5,118.7	254,297.50	9,718.02	1,977.73	11,695.75	265,993.25
31 CIRCUIT						
MONROE	1,240.8	60,150.00	9,051.65	4,213.08	13,264.73	73,414.73
SUMMERS	2,131.8	103,319.00	7,992.87	3,434.02	11,426.89	114,745.89
TOTAL	3,372.6	163,469.00	17,044.52	7,647.10	24,691.62	188,160.62
STATE	261,556.4	12,712,178.13	558,447.52	850,692.11	1,409,139.63	14,121,317.76

Appointed Counsel Average Costs for FY 2003

Felony	\$1,117.38
Misdemeanor	\$397.51
Mental Hygiene	\$115.10
Juvenile	\$461.62
Parole/Prob. Rev.	\$485.96
Term/ Abuse & Neglect	\$1,074.35
Habeas/Sup. Ct.	\$2,227.91
Other	\$468.37

Mandamus/Prohibition, Mag. Ct. Appeal, Extradition, Contempt, Fugitive, Other

Appointed Counsel Average Costs for FY 2003 by Case Type



WEST VIRGINIA PUBLIC DEFENDER SERVICES
AVERAGE COST BY CASE TYPE
FISCAL YEAR 2003

CIRCUIT	FELONY	MISD	MENTAL HYGIENE	JUVENILE	PAROLE PROBAT REV	TERM ABUSE	HABEAS SUP. CT.	OTHER	CIRCUIT AVERAGE
01 CIRCUIT	\$1,271.01	\$349.56	\$202.97	\$539.67	\$702.26	\$1,076.20	\$2,259.46	\$418.54	\$811.39
02 CIRCUIT	\$997.55	\$253.93	\$150.25	\$470.66	\$689.51	\$1,248.84	\$0.00	\$819.15	\$437.27
03 CIRCUIT	\$1,139.20	\$523.12	\$296.26	\$866.92	\$516.06	\$1,296.77	\$2,239.21	\$358.20	\$818.95
04 CIRCUIT	\$861.47	\$497.96	\$115.63	\$399.06	\$429.98	\$1,069.04	\$1,624.48	\$402.89	\$571.76
05 CIRCUIT	\$1,143.38	\$372.61	\$155.61	\$663.41	\$474.34	\$1,078.15	\$1,813.21	\$362.66	\$650.36
06 CIRCUIT	\$992.53	\$347.97	\$50.00	\$315.13	\$332.30	\$979.00	\$2,037.10	\$276.29	\$322.31
07 CIRCUIT	\$997.41	\$308.65	\$153.50	\$648.35	\$313.01	\$1,110.44	\$2,811.83	\$2,074.62	\$656.97
08 CIRCUIT	\$3,681.76	\$530.73	\$311.17	\$608.85	\$0.00	\$833.43	\$1,495.38	\$166.50	\$1,785.36
09 CIRCUIT	\$1,375.33	\$290.58	\$110.60	\$622.33	\$616.95	\$849.20	\$1,625.61	\$434.05	\$828.37
10 CIRCUIT	\$695.44	\$294.64	\$54.75	\$323.75	\$487.19	\$810.07	\$3,125.03	\$275.17	\$678.66
11 CIRCUIT	\$1,052.93	\$420.28	\$107.39	\$379.73	\$712.28	\$1,152.27	\$1,319.96	\$982.31	\$703.10
12 CIRCUIT	\$656.69	\$309.43	\$0.00	\$234.63	\$313.13	\$963.23	\$1,369.34	\$207.65	\$673.30
13 CIRCUIT	\$1,308.28	\$352.05	\$111.15	\$375.47	\$456.68	\$1,049.70	\$3,134.24	\$443.45	\$421.86
14 CIRCUIT	\$1,073.11	\$370.50	\$167.75	\$580.44	\$697.21	\$1,203.00	\$1,176.67	\$521.27	\$696.84
15 CIRCUIT	\$1,380.67	\$404.04	\$137.86	\$645.28	\$614.20	\$1,682.87	\$2,441.97	\$892.35	\$1,072.48
16 CIRCUIT	\$1,024.15	\$367.08	\$136.83	\$478.89	\$497.18	\$853.52	\$1,591.60	\$357.27	\$570.06
17 CIRCUIT	\$1,280.09	\$427.05	\$106.62	\$532.32	\$370.65	\$1,511.59	\$2,991.01	\$406.17	\$660.91
18 CIRCUIT	\$1,625.84	\$450.70	\$96.00	\$719.09	\$252.48	\$1,594.18	\$2,861.23	\$363.85	\$1,376.96
19 CIRCUIT	\$637.09	\$277.23	\$209.20	\$308.56	\$296.36	\$732.10	\$1,352.04	\$279.77	\$447.96
20 CIRCUIT	\$959.81	\$412.99	\$133.20	\$573.97	\$249.52	\$932.08	\$1,605.81	\$376.82	\$584.85
21 CIRCUIT	\$1,121.06	\$418.66	\$115.48	\$296.57	\$297.89	\$1,579.38	\$2,390.08	\$984.37	\$693.81
22 CIRCUIT	\$1,055.98	\$388.03	\$185.43	\$844.76	\$546.87	\$1,661.53	\$3,201.98	\$341.88	\$786.70
23 CIRCUIT	\$1,633.95	\$411.52	\$231.68	\$334.53	\$639.16	\$1,099.20	\$3,153.67	\$282.84	\$1,078.88
24 CIRCUIT	\$1,207.60	\$461.46	\$103.31	\$345.67	\$1,482.07	\$1,132.07	\$845.19	\$522.83	\$706.85
25 CIRCUIT	\$1,503.47	\$371.48	\$210.22	\$514.53	\$478.25	\$1,427.78	\$10,201.68	\$769.57	\$861.92
26 CIRCUIT	\$819.05	\$406.11	\$146.10	\$677.88	\$681.81	\$1,038.20	\$2,114.16	\$498.73	\$477.82
27 CIRCUIT	\$813.76	\$388.74	\$170.03	\$443.94	\$0.00	\$613.08	\$0.00	\$399.43	\$512.90
28 CIRCUIT	\$771.14	\$300.48	\$148.67	\$890.89	\$369.48	\$1,045.30	\$2,583.13	\$140.50	\$844.49
29 CIRCUIT	\$1,250.46	\$369.95	\$211.72	\$643.21	\$477.20	\$1,635.58	\$1,494.04	\$572.84	\$676.95
30 CIRCUIT	\$697.21	\$246.69	\$96.09	\$522.08	\$242.30	\$1,055.83	\$2,135.14	\$239.88	\$678.55
31 CIRCUIT	\$983.96	\$290.60	\$112.99	\$645.36	\$533.03	\$1,407.98	\$2,918.51	\$292.65	\$667.24
STATE AVERAGE	\$1,117.38	\$397.51	\$115.10	\$461.62	\$485.96	\$1,074.35	\$2,227.91	\$468.37	\$623.05

**WEST VIRGINIA PUBLIC DEFENDER SERVICES
AVERAGE COST BY CASE TYPE
FISCAL YEAR 2003**

CIRCUIT	FELONY	MISD	MENTAL HYGIENE	JUVENILE	PAROLE PROBAT REV	TERM ABUSE	HABEAS SUP. CT.	OTHER	CIRCUIT AVERAGE
01 CIRCUIT									
BROOKE	1,550.05	419.74	223.90	0.00	0.00	1,197.04	4,060.17	589.37	\$730.81
HANCOCK	984.37	372.44	277.39	0.00	882.10	2,019.54	3,076.86	0.00	\$847.19
OHIO	1,372.14	313.76	88.83	0.00	462.48	934.54	1,786.91	354.48	\$821.94
AVERAGE	1,271.01	349.56	202.97	539.67	702.26	1,076.20	2,259.46	418.54	\$811.39
02 CIRCUIT									
MARSHALL	743.17	261.92	127.07	0.00	597.02	1,225.13	0.00	819.15	\$385.07
TYLER	2,208.90	244.57	199.55	0.00	0.00	1,316.65	0.00	0.00	\$839.08
WETZEL	791.58	198.27	210.43	0.00	874.50	1,277.25	0.00	0.00	\$443.72
AVERAGE	997.55	253.93	150.25	470.66	689.51	1,248.84	0.00	819.15	\$437.27
03 CIRCUIT									
DODDRIDGE	1,071.88	550.07	248.95	0.00	522.26	1,538.26	3,096.75	275.85	\$844.81
PLEASANTS	1,506.37	548.63	273.44	0.00	486.59	1,377.44	1,596.05	424.14	\$919.69
RITCHIE	798.61	481.97	354.56	1,060.35	621.50	1,047.17	0.00	456.87	\$718.48
AVERAGE	1,139.20	523.12	296.26	866.92	516.06	1,296.77	2,239.21	358.20	\$818.95
04 CIRCUIT									
WIRT	626.43	419.13	93.25	0.00	132.60	1,405.04	1,405.91	535.26	\$643.16
WOOD	870.76	499.98	115.74	0.00	439.73	1,053.39	1,653.24	392.30	\$569.37
AVERAGE	861.47	497.96	115.63	399.06	429.98	1,069.04	1,624.48	402.89	\$571.76
05 CIRCUIT									
CALHOUN	968.16	377.77	189.03	0.00	0.00	1,211.69	0.00	1,072.38	\$983.71
JACKSON	2,393.04	340.78	102.29	0.00	578.13	764.07	2,174.06	229.79	\$811.16
MASON	1,047.92	382.45	165.13	0.00	366.46	1,028.89	369.80	374.36	\$587.46
ROANE	816.68	341.20	122.44	0.00	968.00	1,407.85	0.00	420.25	\$686.07
AVERAGE	1,143.38	372.61	155.61	663.41	474.34	1,078.15	1,813.21	362.66	\$650.36
06 CIRCUIT									
CABELL	992.53	347.97	50.00	0.00	332.30	979.00	2,037.10	276.29	\$322.31
AVERAGE	992.53	347.97	50.00	315.13	332.30	979.00	2,037.10	276.29	\$322.31
07 CIRCUIT									
LOGAN	997.41	308.65	153.50	0.00	313.01	1,110.44	2,811.83	2,074.62	\$656.97
AVERAGE	997.41	308.65	153.50	648.35	313.01	1,110.44	2,811.83	2,074.62	\$656.97

**WEST VIRGINIA PUBLIC DEFENDER SERVICES
AVERAGE COST BY CASE TYPE
FISCAL YEAR 2003**

CIRCUIT	FELONY	MISD	MENTAL HYGIENE	JUVENILE	PAROLE PROBAT REV	TERM ABUSE	HABEAS SUP. CT.	OTHER	CIRCUIT AVERAGE
08 CIRCUIT									
MCDOWELL	3,681.76	530.73	311.17	0.00	0.00	833.43	1,495.38	166.50	\$1,785.36
AVERAGE	3,681.76	530.73	311.17	608.85	0.00	833.43	1,495.38	166.50	\$1,785.36
09 CIRCUIT									
MERCER	1,375.33	290.58	110.60	0.00	616.95	849.20	1,625.61	434.05	\$828.37
AVERAGE	1,375.33	290.58	110.60	622.33	616.95	849.20	1,625.61	434.05	\$828.37
10 CIRCUIT									
RALEIGH	695.44	294.64	54.75	0.00	487.19	810.07	3,125.03	275.17	\$678.66
AVERAGE	695.44	294.64	54.75	323.75	487.19	810.07	3,125.03	275.17	\$678.66
11 CIRCUIT									
GREENBRIER	892.33	271.83	104.61	0.00	712.28	1,085.48	1,164.67	494.16	\$590.95
POCAHONTAS	1,450.20	727.07	155.67	0.00	0.00	1,793.52	1,552.90	2,446.78	\$1,215.08
AVERAGE	1,052.93	420.28	107.39	379.73	712.28	1,152.27	1,319.96	982.31	\$703.10
12 CIRCUIT									
FAYETTE	656.69	309.43	0.00	0.00	313.13	963.23	1,369.34	207.65	\$673.30
AVERAGE	656.69	309.43	0.00	234.63	313.13	963.23	1,369.34	207.65	\$673.30
13 CIRCUIT									
KANAWHA	1,308.28	352.05	111.15	0.00	456.68	1,049.70	3,134.24	443.45	\$421.86
AVERAGE	1,308.28	352.05	111.15	375.47	456.68	1,049.70	3,134.24	443.45	\$421.86
14 CIRCUIT									
BRAXTON	732.43	401.99	220.04	0.00	583.66	1,258.81	1,239.76	484.41	\$586.49
CLAY	1,418.46	386.78	195.25	675.59	363.50	754.33	596.74	917.71	\$668.78
GILMER	753.40	340.75	97.00	0.00	245.85	1,290.47	1,826.38	402.33	\$813.43
WEBSTER	1,514.62	295.20	167.83	0.00	1,707.35	1,310.66	916.92	418.32	\$833.94
AVERAGE	1,073.11	370.50	167.75	580.44	697.21	1,203.00	1,176.67	521.27	\$696.84
15 CIRCUIT									
HARRISON	1,380.67	404.04	137.86	645.28	614.20	1,682.87	2,441.97	892.35	\$1,072.48
AVERAGE	1,380.67	404.04	137.86	645.28	614.20	1,682.87	2,441.97	892.35	\$1,072.48
16 CIRCUIT									
MARION	1,024.15	367.08	136.83	478.89	497.18	853.52	1,591.60	357.27	\$570.06
AVERAGE	1,024.15	367.08	136.83	478.89	497.18	853.52	1,591.60	357.27	\$570.06

**WEST VIRGINIA PUBLIC DEFENDER SERVICES
AVERAGE COST BY CASE TYPE
FISCAL YEAR 2003**

CIRCUIT	FELONY	MISD	MENTAL HYGIENE	JUVENILE	PAROLE PROBAT REV	TERM ABUSE	HABEAS SUP. CT.	OTHER	CIRCUIT AVERAGE
17 CIRCUIT									
MONONGALIA	1,280.09	427.05	106.62	0.00	370.65	1,511.59	2,991.01	406.17	\$660.91
AVERAGE	1,280.09	427.05	106.62	532.32	370.65	1,511.59	2,991.01	406.17	\$660.91
18 CIRCUIT									
PRESTON	1,625.84	450.70	96.00	0.00	252.48	1,594.18	2,861.23	363.85	\$1,376.96
AVERAGE	1,625.84	450.70	96.00	719.09	252.48	1,594.18	2,861.23	363.85	\$1,376.96
19 CIRCUIT									
BARBOUR	719.89	253.13	203.85	277.02	261.91	827.47	481.50	308.25	\$475.71
TAYLOR	600.12	296.28	211.24	0.00	318.65	632.67	1,497.13	272.65	\$429.20
AVERAGE	637.09	277.23	209.20	308.56	296.36	732.10	1,352.04	279.77	\$447.96
20 CIRCUIT									
RANDOLPH	959.81	412.99	133.20	0.00	249.52	932.08	1,605.81	376.82	\$584.85
AVERAGE	959.81	412.99	133.20	573.97	249.52	932.08	1,605.81	376.82	\$584.85
21 CIRCUIT									
GRANT	1,046.75	545.69	119.56	0.00	331.01	1,719.79	2,867.90	1,100.02	\$781.97
MINERAL	1,205.71	398.04	98.23	0.00	254.61	1,556.14	2,294.52	691.30	\$673.55
TUCKER	791.21	323.42	206.75	0.00	417.35	1,471.16	0.00	1,871.50	\$695.37
AVERAGE	1,121.06	418.66	115.48	296.57	297.89	1,579.38	2,390.08	984.37	\$693.81
22 CIRCUIT									
HAMPSHIRE	1,098.92	311.52	122.72	0.00	937.58	1,561.89	2,637.30	353.42	\$797.09
HARDY	917.75	432.44	232.85	0.00	371.73	1,757.92	0.00	264.66	\$668.29
PENDLETON	1,314.47	717.99	207.97	0.00	695.05	2,267.76	3,766.65	400.62	\$1,114.21
AVERAGE	1,055.98	388.03	185.43	844.76	546.87	1,661.53	3,201.98	341.88	\$786.70
23 CIRCUIT									
BERKELEY	1,709.22	415.10	219.43	281.86	414.12	934.63	3,173.82	275.43	\$1,009.89
JEFFERSON	1,145.21	410.67	219.19	0.00	1,069.74	1,275.21	3,184.85	322.89	\$1,049.72
MORGAN	2,015.87	364.52	440.60	0.00	81.00	1,775.43	2,799.92	174.50	\$1,515.00
AVERAGE	1,633.95	411.52	231.68	334.53	639.16	1,099.20	3,153.67	282.84	\$1,078.88
24 CIRCUIT									
WAYNE	1,207.60	461.46	103.31	0.00	1,482.07	1,132.07	845.19	522.83	\$706.85
AVERAGE	1,207.60	461.46	103.31	345.67	1,482.07	1,132.07	845.19	522.83	\$706.85

**WEST VIRGINIA PUBLIC DEFENDER SERVICES
AVERAGE COST BY CASE TYPE
FISCAL YEAR 2003**

CIRCUIT	FELONY	MISD	MENTAL HYGIENE	JUVENILE	PAROLE PROBAT REV	TERM ABUSE	HABEAS SUP. CT.	OTHER	CIRCUIT AVERAGE
25 CIRCUIT									
BOONE	1,884.93	310.77	177.05	0.00	425.32	1,506.97	0.00	428.34	\$1,021.36
LINCOLN	1,098.17	446.31	216.68	394.98	576.55	1,266.35	10,201.68	927.06	\$697.74
AVERAGE	1,503.47	371.48	210.22	514.53	478.25	1,427.78	10,201.68	769.57	\$861.92
26 CIRCUIT									
LEWIS	770.06	495.78	147.89	691.85	729.81	1,039.73	2,451.04	343.72	\$375.84
UPSHUR	854.57	368.10	120.71	0.00	651.40	1,036.70	1,440.40	830.91	\$660.54
AVERAGE	819.05	406.11	146.10	677.88	681.81	1,038.20	2,114.16	498.73	\$477.82
27 CIRCUIT									
WYOMING	813.76	388.74	170.03	0.00	0.00	613.08	0.00	399.43	\$512.90
AVERAGE	813.76	388.74	170.03	443.94	0.00	613.08	0.00	399.43	\$512.90
28 CIRCUIT									
NICHOLAS	771.14	300.48	148.67	0.00	369.48	1,045.30	2,583.13	140.50	\$844.49
AVERAGE	771.14	300.48	148.67	890.89	369.48	1,045.30	2,583.13	140.50	\$844.49
29 CIRCUIT									
PUTNAM	1,250.46	369.95	211.72	0.00	477.20	1,635.58	1,494.04	572.84	\$676.95
AVERAGE	1,250.46	369.95	211.72	643.21	477.20	1,635.58	1,494.04	572.84	\$676.95
30 CIRCUIT									
MINGO	697.21	246.69	96.09	522.08	242.30	1,055.83	2,135.14	239.88	\$678.55
AVERAGE	697.21	246.69	96.09	522.08	242.30	1,055.83	2,135.14	239.88	\$678.55
31 CIRCUIT									
MONROE	1,135.09	317.66	138.80	0.00	0.00	1,447.00	0.00	0.00	\$686.12
SUMMERS	916.30	266.25	104.39	0.00	533.03	1,322.12	2,918.51	292.65	\$655.69
AVERAGE	983.96	290.60	112.99	645.36	533.03	1,407.98	2,918.51	292.65	\$667.24
STATE AVERAGE	1,117.38	397.51	115.10	461.62	485.96	1,074.35	2,227.91	468.37	\$623.05

WEST VIRGINIA PUBLIC DEFENDER SERVICES
AVERAGE COSTS BY PRIMARY CHARGE FOR FY 2003
DESCENDING ORDER BY TOTAL \$

CRIMINAL CHARGE	AVERAGE	TOTAL \$	# of CLAIMS
ABUSE & NEGLECT	\$1,070.02	\$3,808,192.87	3,559
JUVENILE	\$461.62	\$1,352,546.23	2,930
MURDER	\$5,189.77	\$887,451.41	171
DOMESTIC VIOLENCE	\$412.54	\$668,311.95	1,620
CONTROLLED SUBSTANCES	\$724.02	\$655,237.23	905
MENTAL HYGIENE	\$115.10	\$479,042.66	4,162
ASSAULT & BATTERY	\$417.13	\$384,591.77	922
HABEAS CORPUS	\$2,050.72	\$375,281.11	183
SEXUAL ASSAULT	\$1,636.36	\$343,635.40	210
BURGLARY	\$856.53	\$327,193.49	382
SUPREME COURT APPEAL	\$2,485.27	\$313,144.30	126
GRAND LARCENY	\$803.88	\$267,693.65	333
PAROLE/PROBATION	\$485.96	\$265,822.05	547
SUSPEND/REV LICENSE	\$450.99	\$259,769.35	576
DUI 1ST OFFENSE	\$383.04	\$252,037.27	658
FORGERY & UTTERING	\$792.75	\$248,924.11	314
BREAKING & ENTERING	\$859.83	\$222,696.27	259
MAL WOUNDING/ASSAULT	\$921.79	\$215,699.31	234
DUI 3RD OFFENSE	\$756.14	\$184,498.70	244
SEXUAL ABUSE	\$1,394.56	\$149,218.02	107
DUI 2ND OFFENSE	\$497.99	\$134,956.61	271
OBSTRUCTION JUSTICE	\$377.70	\$132,570.99	351
FRAUD	\$817.75	\$121,026.66	148
DESTRUCTION OF PROPERTY	\$370.15	\$118,446.62	320
PETIT LARCENY	\$374.32	\$114,915.88	307
AGGRAVATED ROBBERY	\$1,369.89	\$113,700.78	83
ATTEMPT	\$1,390.49	\$105,677.42	76
ARSON	\$1,291.59	\$90,411.35	70
ROBBERY	\$1,493.47	\$89,608.08	60
REC/TRANS STOLEN PRO	\$465.33	\$86,551.34	186
CONSPIRACY	\$938.18	\$81,621.50	87
WANTON ENDANGERMENT	\$1,034.75	\$72,432.58	70
FALSE PRETENSES	\$527.24	\$63,795.76	121
KIDNAPPING	\$1,634.35	\$60,471.04	37
FAIL PAY CHILD SUPPORT	\$665.55	\$59,899.30	90
FALSE SWEARING	\$532.30	\$55,891.27	105
TERM PARENTAL RIGHTS	\$1,503.12	\$54,112.17	36
SENTENCE REDUCTION	\$383.04	\$54,009.19	141
BRANDISHING WEAPON	\$441.39	\$47,669.58	108
OTHER	\$722.33	\$46,228.89	64
FLEEING VEHICLE W/DUI	\$662.41	\$41,732.12	63

WEST VIRGINIA PUBLIC DEFENDER SERVICES
AVERAGE COSTS BY PRIMARY CHARGE FOR FY 2003
DESCENDING ORDER BY TOTAL \$

CRIMINAL CHARGE	AVERAGE	TOTAL \$	# of CLAIMS
CONTRIBUTE DEL MINOR	\$362.65	\$38,803.47	107
DEADLY WEAPON	\$619.49	\$38,408.61	62
EMBEZZLEMENT	\$922.64	\$36,905.40	40
MAGISTRATE APPEAL	\$859.95	\$33,538.12	39
HOME CONFINEMENT	\$430.02	\$32,681.55	76
SHOPLIFTING	\$452.48	\$32,125.94	71
HARASSMENT	\$481.79	\$31,316.42	65
FUGITIVE/JUSTICE	\$337.06	\$28,312.83	84
WELFARE FRAUD	\$685.67	\$27,426.98	40
INCEST	\$1,907.26	\$26,701.57	14
DUI W/ INJURY	\$644.16	\$25,766.35	40
RESISTING ARREST	\$386.68	\$22,040.84	57
FAILURE TO APPEAR	\$449.94	\$21,597.20	48
ACCESSORY	\$520.39	\$19,774.82	38
RECKLESS DRIVING	\$467.14	\$19,619.87	42
UNDER AGE DRINKING	\$336.47	\$16,486.95	49
JOYRIDING	\$424.34	\$14,852.07	35
TRESPASSING	\$307.89	\$14,162.78	46
CRUELTY TO ANIMALS	\$531.53	\$13,819.84	26
LEAVE SCENE ACCIDENT	\$387.84	\$13,186.42	34
AIDING & ABETTING	\$727.89	\$13,102.04	18
JAIL ESCAPE	\$744.67	\$12,659.37	17
PERMITTING DUI	\$384.33	\$10,761.16	28
PORNOGRAPHY	\$866.15	\$10,393.74	12
DISORDERLY CONDUCT	\$392.51	\$10,205.37	26
INTIMIDATE WITNESS	\$504.80	\$9,591.18	19
UNLAWFUL WOUNDING	\$706.05	\$9,178.60	13
FAIL TO REG SEX OFFENDER	\$955.74	\$8,601.64	9
INDECENT EXPOSURE	\$420.62	\$8,412.34	20
DNR CHARGE	\$308.30	\$8,324.16	27
EXTRADITION	\$205.63	\$8,225.06	40
STALKING	\$462.69	\$7,865.80	17
TRUANCY	\$389.86	\$7,797.19	20
GUARDIAN CHILDREN	\$502.04	\$7,028.60	14
DEL CONTRABAND INMATE	\$1,240.90	\$6,204.49	5
AUTO TAMPERING	\$354.65	\$6,029.08	17
CIVIL RIGHTS VIOLATION	\$1,467.10	\$5,868.40	4
CONTEMPT	\$253.03	\$5,060.59	20
COUNTERFEITING	\$783.47	\$4,700.83	6
NEGLIGENT HOMICIDE	\$1,509.76	\$4,529.28	3
VOL MANSLAUGHTER	\$4,225.25	\$4,225.25	1

**WEST VIRGINIA PUBLIC DEFENDER SERVICES
AVERAGE COSTS BY PRIMARY CHARGE FOR FY 2003
DESCENDING ORDER BY TOTAL \$**

CRIMINAL CHARGE	AVERAGE	TOTAL \$	# of CLAIMS
ADULT ABUSE	\$1,808.63	\$3,617.25	2
FAIL MAINTAIN CONTROL	\$712.57	\$3,562.86	5
CONCEAL A MINOR	\$768.89	\$3,075.55	4
PERMIT UNAUTH/DRIVE	\$383.22	\$3,065.77	8
WITNESS	\$496.70	\$2,980.17	6
MANDAMUS	\$2,970.50	\$2,970.50	1
ANIMAL CONTROL	\$290.76	\$2,326.10	8
LITTERING	\$458.48	\$2,292.38	5
MOTOR VEHICLE SAFETY	\$315.98	\$2,211.88	7
SHOOT W/N 500 FEET	\$355.33	\$2,131.95	6
PUBLIC INTOXICATION	\$373.38	\$1,866.91	5
INVOL MANSLAUGHTER	\$860.52	\$1,721.04	2
PEACE WARRANT	\$233.60	\$1,401.57	6
SOLICIT/PROSTITUTION	\$275.40	\$1,376.98	5
MAKE/USE EXPLOSIVES	\$443.11	\$1,329.33	3
NO OPERATORS	\$454.38	\$908.76	2
SPEEDING	\$276.00	\$552.00	2
DISTURB THE PEACE	\$272.50	\$545.00	2
EXTORTION	\$373.28	\$373.28	1
STATE AVERAGE	\$623.05	\$14,121,317.76	22,665

**APPOINTED COUNSEL CLAIMS
BY CASE TYPE**

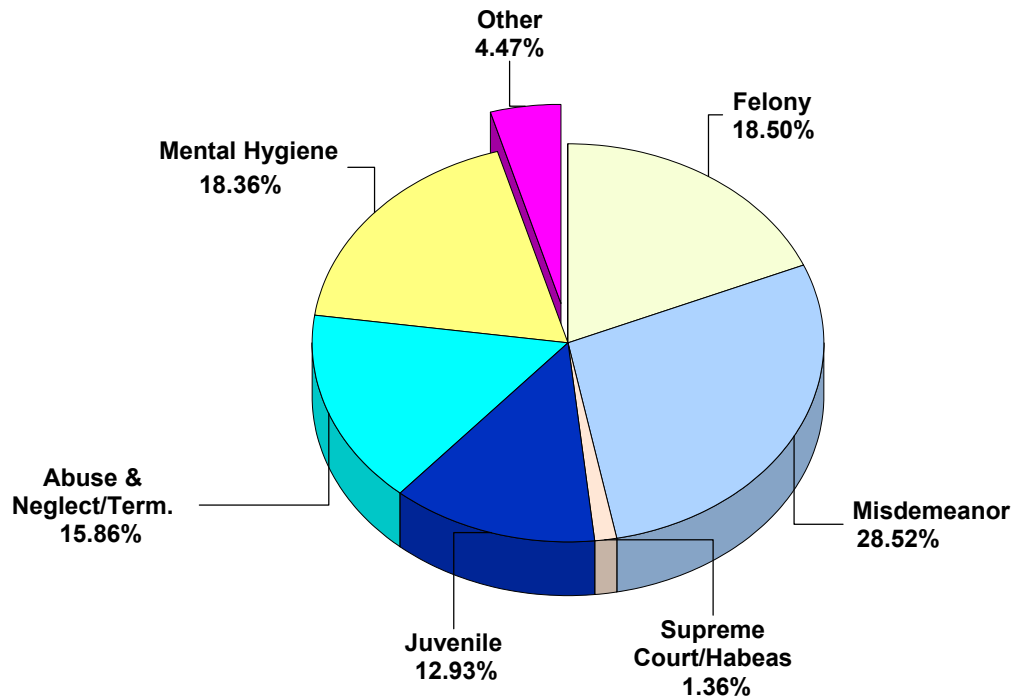
APPOINTED COUNSEL CLAIMS PAID IN FY 2003

Felony	4,194
Misdemeanor	6,463
Supreme Court/Habeas	309
Juvenile	2,930
Abuse & Neglect/Term.	3,595
Mental Hygiene	4,162
Other	1,012

Parole/Probation Rev., Mag. Ct. Appeal,
Mandamus/Prohibition, Extradition,
Contempt, Fugitive, Other

TOTAL CLAIMS PAID	22,665
--------------------------	---------------

APPOINTED COUNSEL CLAIMS PAID FY 2003 BY CASE TYPE



**WEST VIRGINIA PUBLIC DEFENDER SERVICES
APPOINTED COUNSEL CLAIMS PAID BY CASE TYPE
FISCAL YEAR 2003**

CIRCUIT	FELONY	MISD	MENTAL HYGIENE	JUVENILE	PAROLE PROBAT REV	TERM ABUSE	HABEAS SUP. CT.	OTHER	TOTAL CLAIMS
01 CIRCUIT TOTAL	161	153	91	54	7	200	13	11	690
02 CIRCUIT TOTAL	24	55	159	41	3	49	0	1	332
03 CIRCUIT TOTAL	96	159	11	40	7	46	7	21	387
04 CIRCUIT TOTAL	605	1,358	422	292	63	292	43	81	3,156
05 CIRCUIT TOTAL	197	284	104	54	19	83	5	19	765
06 CIRCUIT TOTAL	99	90	874	395	8	237	10	15	1,728
07 CIRCUIT TOTAL	100	234	1	65	16	72	4	9	501
08 CIRCUIT TOTAL	73	48	12	24	0	31	4	1	193
09 CIRCUIT TOTAL	146	98	34	42	11	279	6	6	622
10 CIRCUIT TOTAL	70	83	2	39	9	166	11	3	383
11 CIRCUIT TOTAL	66	46	55	20	3	53	5	8	256
12 CIRCUIT TOTAL	48	39	0	5	3	39	12	3	149
13 CIRCUIT TOTAL	235	515	1,032	219	33	189	14	31	2,268
14 CIRCUIT TOTAL	156	298	12	65	11	100	13	25	680
15 CIRCUIT TOTAL	83	66	4	51	11	55	12	5	287
16 CIRCUIT TOTAL	279	402	228	231	83	235	22	39	1,519
17 CIRCUIT TOTAL	169	360	231	95	34	89	26	26	1,030
18 CIRCUIT TOTAL	21	10	1	28	6	86	10	3	165
19 CIRCUIT TOTAL	149	231	58	190	28	192	7	30	885
20 CIRCUIT TOTAL	85	164	58	76	13	74	4	10	484
21 CIRCUIT TOTAL	155	193	30	192	34	91	6	11	712
22 CIRCUIT TOTAL	119	235	23	65	18	85	4	18	567
23 CIRCUIT TOTAL	170	82	18	100	16	216	30	12	644
24 CIRCUIT TOTAL	68	48	75	55	9	86	3	6	350
25 CIRCUIT TOTAL	132	96	43	156	20	79	1	19	546
26 CIRCUIT TOTAL	138	131	455	90	49	125	9	22	1,019
27 CIRCUIT TOTAL	194	479	7	57	0	81	0	6	824
28 CIRCUIT TOTAL	27	31	3	13	2	87	3	2	168
29 CIRCUIT TOTAL	137	265	83	113	17	47	6	13	681
30 CIRCUIT TOTAL	95	96	24	32	7	115	15	8	392
31 CIRCUIT TOTAL	97	114	12	31	7	16	4	1	282
STATE TOTAL	4,194	6,463	4,162	2,930	547	3,595	309	465	22,665

**WEST VIRGINIA PUBLIC DEFENDER SERVICES
APPOINTED COUNSEL CLAIMS PAID BY CASE TYPE
FISCAL YEAR 2003**

CIRCUIT COUNTY	FELONY	MISD	MENTAL HYGIENE	JUVENILE	PAROLE PROBAT REV	TERM ABUSE	HABEAS SUP. CT.	OTHER	TOTAL CLAIMS
01 CIRCUIT									
BROOKE	24	24	42	14	0	17	1	3	125
HANCOCK	53	50	25	6	4	22	3	0	163
OHIO	84	79	24	34	3	161	9	8	402
TOTAL	161	153	91	54	7	200	13	11	690
02 CIRCUIT									
MARSHALL	15	43	114	25	2	32	0	1	232
TYLER	4	7	6	5	0	7	0	0	29
WETZEL	5	5	39	11	1	10	0	0	71
TOTAL	24	55	159	41	3	49	0	1	332
03 CIRCUIT									
DODDRIDGE	29	53	3	13	2	18	3	10	131
PLEASANTS	35	44	4	4	4	8	4	8	111
RITCHIE	32	62	4	23	1	20	0	3	145
TOTAL	96	159	11	40	7	46	7	21	387
04 CIRCUIT									
WIRT	23	34	2	17	2	13	5	6	102
WOOD	582	1,324	420	275	61	279	38	75	3,054
TOTAL	605	1,358	422	292	63	292	43	81	3,156
05 CIRCUIT									
CALHOUN	4	3	3	1	0	14	0	1	26
JACKSON	18	42	4	12	4	30	4	7	121
MASON	153	214	78	27	13	14	1	9	509
ROANE	22	25	19	14	2	25	0	2	109
TOTAL	197	284	104	54	19	83	5	19	765
06 CIRCUIT									
CABELL	99	90	874	395	8	237	10	15	1,728
TOTAL	99	90	874	395	8	237	10	15	1,728
07 CIRCUIT									
LOGAN	100	234	1	65	16	72	4	9	501
TOTAL	100	234	1	65	16	72	4	9	501
08 CIRCUIT									
MCDOWELL	73	48	12	24	0	31	4	1	193
TOTAL	73	48	12	24	0	31	4	1	193
09 CIRCUIT									
MERCER	146	98	34	42	11	279	6	6	622
TOTAL	146	98	34	42	11	279	6	6	622
10 CIRCUIT									
RALEIGH	70	83	2	39	9	166	11	3	383
TOTAL	70	83	2	39	9	166	11	3	383

**WEST VIRGINIA PUBLIC DEFENDER SERVICES
APPOINTED COUNSEL CLAIMS PAID BY CASE TYPE
FISCAL YEAR 2003**

CIRCUIT COUNTY	FELONY	MISD	MENTAL HYGIENE	JUVENILE	PAROLE PROBAT REV	TERM ABUSE	HABEAS SUP. CT.	OTHER	TOTAL CLAIMS
11 CIRCUIT									
GREENBRIER	47	31	52	20	3	48	3	6	210
POCAHONTAS	19	15	3	0	0	5	2	2	46
TOTAL	66	46	55	20	3	53	5	8	256
12 CIRCUIT									
FAYETTE	48	39	0	5	3	39	12	3	149
TOTAL	48	39	0	5	3	39	12	3	149
13 CIRCUIT									
KANAWHA	235	515	1,032	219	33	189	14	31	2,268
TOTAL	235	515	1,032	219	33	189	14	31	2,268
14 CIRCUIT									
BRAXTON	66	133	3	20	5	27	3	17	274
CLAY	29	78	2	11	3	16	1	3	143
GILMER	19	24	3	12	1	23	3	3	88
WEBSTER	42	63	4	22	2	34	6	2	175
TOTAL	156	298	12	65	11	100	13	25	680
15 CIRCUIT									
HARRISON	83	66	4	51	11	55	12	5	287
TOTAL	83	66	4	51	11	55	12	5	287
16 CIRCUIT									
MARION	279	402	228	231	83	235	22	39	1,519
TOTAL	279	402	228	231	83	235	22	39	1,519
17 CIRCUIT									
MONONGALIA	169	360	231	95	34	89	26	26	1,030
TOTAL	169	360	231	95	34	89	26	26	1,030
18 CIRCUIT									
PRESTON	21	10	1	28	6	86	10	3	165
TOTAL	21	10	1	28	6	86	10	3	165
19 CIRCUIT									
BARBOUR	46	102	16	77	11	98	1	6	357
TAYLOR	103	129	42	113	17	94	6	24	528
TOTAL	149	231	58	190	28	192	7	30	885
20 CIRCUIT									
RANDOLPH	85	164	58	76	13	74	4	10	484
TOTAL	85	164	58	76	13	74	4	10	484
21 CIRCUIT									
GRANT	33	31	9	16	15	15	1	5	125
MINERAL	103	154	18	173	17	72	5	5	547
TUCKER	19	8	3	3	2	4	0	1	40
TOTAL	155	193	30	192	34	91	6	11	712

**WEST VIRGINIA PUBLIC DEFENDER SERVICES
APPOINTED COUNSEL CLAIMS PAID BY CASE TYPE
FISCAL YEAR 2003**

CIRCUIT COUNTY	FELONY	MISD	MENTAL HYGIENE	JUVENILE	PAROLE PROBAT REV	TERM ABUSE	HABEAS SUP. CT.	OTHER	TOTAL CLAIMS
22 CIRCUIT									
HAMPSHIRE	47	117	9	24	5	60	2	8	272
HARDY	52	105	10	21	12	18	0	5	223
PENDLETON	20	13	4	20	1	7	2	5	72
TOTAL	119	235	23	65	18	85	4	18	567
23 CIRCUIT									
BERKELEY	101	47	14	59	9	141	15	7	393
JEFFERSON	39	32	3	25	6	55	13	4	177
MORGAN	30	3	1	16	1	20	2	1	74
TOTAL	170	82	18	100	16	216	30	12	644
24 CIRCUIT									
WAYNE	68	48	75	55	9	86	3	6	350
TOTAL	68	48	75	55	9	86	3	6	350
25 CIRCUIT									
BOONE	68	53	7	77	13	53	0	6	277
LINCOLN	64	43	36	79	7	26	1	13	269
TOTAL	132	96	43	156	20	79	1	19	546
26 CIRCUIT									
LEWIS	58	39	425	30	19	62	6	15	654
UPSHUR	80	92	30	60	30	63	3	7	365
TOTAL	138	131	455	90	49	125	9	22	1,019
27 CIRCUIT									
WYOMING	194	479	7	57	0	81	0	6	824
TOTAL	194	479	7	57	0	81	0	6	824
28 CIRCUIT									
NICHOLAS	27	31	3	13	2	87	3	2	168
TOTAL	27	31	3	13	2	87	3	2	168
29 CIRCUIT									
PUTNAM	137	265	83	113	17	47	6	13	681
TOTAL	137	265	83	113	17	47	6	13	681
30 CIRCUIT									
MINGO	95	96	24	32	7	115	15	8	392
TOTAL	95	96	24	32	7	115	15	8	392
31 CIRCUIT									
MONROE	30	54	3	9	0	11	0	0	107
SUMMERS	67	60	9	22	7	5	4	1	175
TOTAL	97	114	12	31	7	16	4	1	282
STATE TOTAL	4,194	6,463	4,162	2,930	547	3,595	309	465	22,665

**DIRECT EXPENSE CLAIMS
BY CASE TYPE**

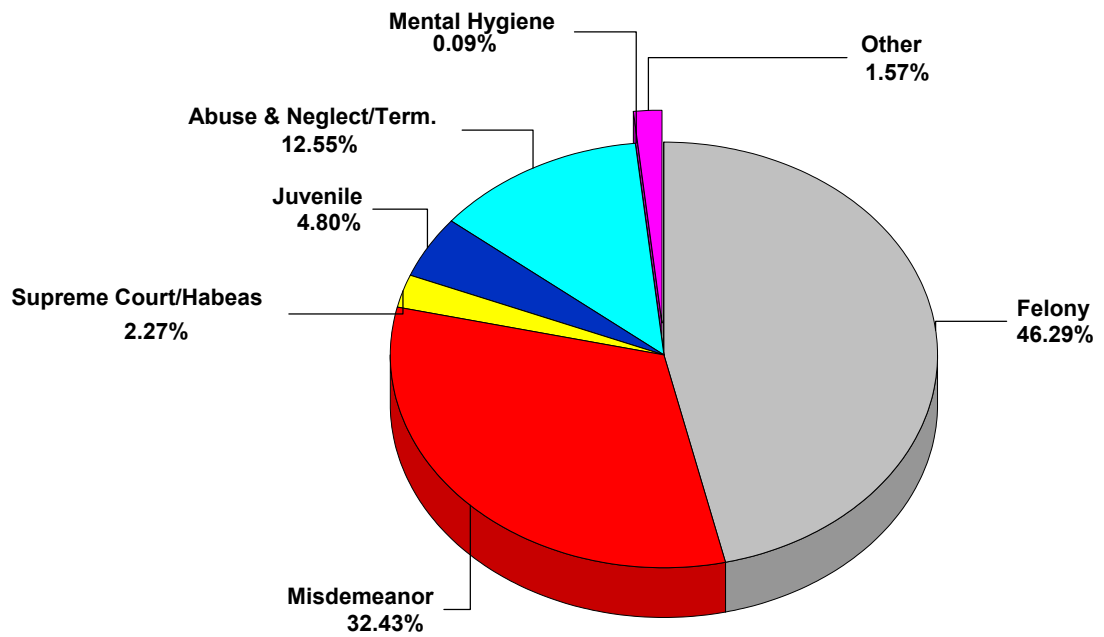
APPOINTED COUNSEL DIRECT EXPENSE CLAIMS PAID IN FY 2003

Felony	531
Misdemeanor	372
Supreme Court/Habeas	26
Juvenile	55
Abuse & Neglect/Term.	144
Mental Hygiene	1
Other	18

Parole/Probation Rev., Mag. Ct. Appeal,
Mandamus/Prohibition, Extradition,
Contempt, Fugitive, Other

TOTAL CLAIMS PAID	1,147
--------------------------	--------------

APPOINTED COUNSEL DIRECT EXPENSE CLAIMS PAID FY 2003 BY CASE TYPE



**WEST VIRGINIA PUBLIC DEFENDER SERVICES
TOTAL DIRECT EXPENSE CLAIMS PAID FY 2003**

CIRCUIT	FELONY	MISD	MENTAL		PAROLE		HABEAS		TOTAL CLAIMS
			HYGIENE	JUVENILE	PROBAT	TERM	ABUSE	SUP. CT.	
01 CIRCUIT	20	1	0	0	0	6	0	0	27
02 CIRCUIT	0	0	0	0	0	0	0	0	0
03 CIRCUIT	21	15	0	3	0	6	1	0	46
04 CIRCUIT	189	217	1	17	7	56	15	3	505
05 CIRCUIT	13	2	0	1	0	1	0	0	17
06 CIRCUIT	16	0	0	1	0	0	0	0	17
07 CIRCUIT	3	0	0	0	0	0	0	0	3
08 CIRCUIT	14	0	0	0	0	0	0	0	14
09 CIRCUIT	12	1	0	1	0	10	0	0	24
10 CIRCUIT	0	0	0	0	0	0	0	0	0
11 CIRCUIT	3	1	0	0	0	1	0	0	5
12 CIRCUIT	0	0	0	0	0	0	0	0	0
13 CIRCUIT	11	2	0	3	3	2	0	0	21
14 CIRCUIT	12	1	0	0	0	1	0	0	14
15 CIRCUIT	8	0	0	1	0	3	1	0	13
16 CIRCUIT	19	1	0	4	0	3	1	0	28
17 CIRCUIT	18	1	0	0	0	1	3	0	23
18 CIRCUIT	1	0	0	0	0	1	1	0	3
19 CIRCUIT	4	0	0	0	0	0	0	0	4
20 CIRCUIT	2	0	0	0	0	1	0	0	3
21 CIRCUIT	22	4	0	2	1	3	1	1	34
22 CIRCUIT	7	4	0	6	0	6	0	0	23
23 CIRCUIT	28	0	0	5	0	4	2	0	39
24 CIRCUIT	10	1	0	1	0	4	0	0	16
25 CIRCUIT	11	0	0	5	0	5	0	1	22
26 CIRCUIT	7	3	0	0	1	2	0	0	13
27 CIRCUIT	62	112	0	4	0	25	0	1	204
28 CIRCUIT	2	0	0	0	0	1	0	0	3
29 CIRCUIT	8	2	0	1	0	1	0	0	12
30 CIRCUIT	1	0	0	0	0	0	1	0	2
31 CIRCUIT	7	4	0	0	0	1	0	0	12
STATE TOTAL	531	372	1	55	12	144	26	6	1,147

**WEST VIRGINIA PUBLIC DEFENDER SERVICES
TOTAL DIRECT EXPENSES CLAIMS PAID FY 2003**

CIRCUIT COUNTY	FELONY	MISD.	MENTAL HYGIENE	JUVENILE	PAROLE PROBAT REV	TERM ABUSE	HABEAS SUP. CT.	OTHER	TOTAL CLAIMS
01 CIRCUIT									
BROOKE	0	0	0	0	0	0	0	0	0
HANCOCK	5	1	0	0	0	0	0	0	6
OHIO	15	0	0	0	0	6	0	0	21
TOTAL	20	1	0	0	0	6	0	0	27
02 CIRCUIT									
MARSHALL	0	0	0	0	0	0	0	0	0
TYLER	0	0	0	0	0	0	0	0	0
WETZEL	0	0	0	0	0	0	0	0	0
TOTAL	0	0	0	0	0	0	0	0	0
03 CIRCUIT									
DODDRIDGE	10	5	0	0	0	2	0	0	17
PLEASANTS	4	3	0	0	0	1	1	0	9
RITCHIE	7	7	0	3	0	3	0	0	20
TOTAL	21	15	0	3	0	6	1	0	46
04 CIRCUIT									
WIRT	2	3	0	1	0	2	4	0	12
WOOD	187	214	1	16	7	54	11	3	493
TOTAL	189	217	1	17	7	56	15	3	505
05 CIRCUIT									
CALHOUN	0	0	0	0	0	0	0	0	0
JACKSON	2	0	0	0	0	0	0	0	2
MASON	8	0	0	1	0	0	0	0	9
ROANE	3	2	0	0	0	1	0	0	6
TOTAL	13	2	0	1	0	1	0	0	17
06 CIRCUIT									
CABELL	16	0	0	1	0	0	0	0	17
TOTAL	16	0	0	1	0	0	0	0	17
07 CIRCUIT									
LOGAN	3	0	0	0	0	0	0	0	3
TOTAL	3	0	0	0	0	0	0	0	3
08 CIRCUIT									
MCDOWELL	14	0	0	0	0	0	0	0	14
TOTAL	14	0	0	0	0	0	0	0	14
09 CIRCUIT									
MERCER	12	1	0	1	0	10	0	0	24
TOTAL	12	1	0	1	0	10	0	0	24
10 CIRCUIT									
RALEIGH	0	0	0	0	0	0	0	0	0
TOTAL	0	0	0	0	0	0	0	0	0
11 CIRCUIT									
GREENBRIER	2	0	0	0	0	0	0	0	2
POCAHONTAS	1	1	0	0	0	1	0	0	3
TOTAL	3	1	0	0	0	1	0	0	5
12 CIRCUIT									
FAYETTE	0	0	0	0	0	0	0	0	0
TOTAL	0	0	0	0	0	0	0	0	0
13 CIRCUIT									
KANAWHA	11	2	0	3	3	2	0	0	21
TOTAL	11	2	0	3	3	2	0	0	21

**WEST VIRGINIA PUBLIC DEFENDER SERVICES
TOTAL DIRECT EXPENSES CLAIMS PAID FY 2003**

CIRCUIT COUNTY	FELONY	MISD.	MENTAL HYGIENE	JUVENILE	PAROLE PROBAT REV	TERM ABUSE	HABEAS SUP. CT.	OTHER	TOTAL CLAIMS
14 CIRCUIT									
BRAXTON	2	0	0	0	0	0	0	0	2
CLAY	4	0	0	0	0	0	0	0	4
GILMER	2	1	0	0	0	1	0	0	4
WEBSTER	4	0	0	0	0	0	0	0	4
TOTAL	12	1	0	0	0	1	0	0	14
15 CIRCUIT									
HARRISON	8	0	0	1	0	3	1	0	13
TOTAL	8	0	0	1	0	3	1	0	13
16 CIRCUIT									
MARION	19	1	0	4	0	3	1	0	28
TOTAL	19	1	0	4	0	3	1	0	28
17 CIRCUIT									
MONONGALIA	18	1	0	0	0	1	3	0	23
TOTAL	18	1	0	0	0	1	3	0	23
18 CIRCUIT									
PRESTON	1	0	0	0	0	1	1	0	3
TOTAL	1	0	0	0	0	1	1	0	3
19 CIRCUIT									
BARBOUR	2	0	0	0	0	0	0	0	2
TAYLOR	2	0	0	0	0	0	0	0	2
TOTAL	4	0	0	0	0	0	0	0	4
20 CIRCUIT									
RANDOLPH	2	0	0	0	0	1	0	0	3
TOTAL	2	0	0	0	0	1	0	0	3
21 CIRCUIT									
GRANT	3	0	0	1	0	1	0	1	6
MINERAL	19	4	0	1	1	2	1	0	28
TUCKER	0	0	0	0	0	0	0	0	0
TOTAL	22	4	0	2	1	3	1	1	34
22 CIRCUIT									
HAMPSHIRE	4	0	0	2	0	3	0	0	9
HARDY	3	4	0	3	0	2	0	0	12
PENDLETON	0	0	0	1	0	1	0	0	2
TOTAL	7	4	0	6	0	6	0	0	23
23 CIRCUIT									
BERKELEY	11	0	0	2	0	1	0	0	14
JEFFERSON	5	0	0	2	0	2	2	0	11
MORGAN	12	0	0	1	0	1	0	0	14
TOTAL	28	0	0	5	0	4	2	0	39
24 CIRCUIT									
WAYNE	10	1	0	1	0	4	0	0	16
TOTAL	10	1	0	1	0	4	0	0	16
25 CIRCUIT									
BOONE	5	0	0	5	0	5	0	0	15
LINCOLN	6	0	0	0	0	0	0	1	7
TOTAL	11	0	0	5	0	5	0	1	22
26 CIRCUIT									
LEWIS	1	0	0	0	0	2	0	0	3
UPSHUR	6	3	0	0	1	0	0	0	10
TOTAL	7	3	0	0	1	2	0	0	13

**WEST VIRGINIA PUBLIC DEFENDER SERVICES
TOTAL DIRECT EXPENSES CLAIMS PAID FY 2003**

CIRCUIT COUNTY	FELONY	MISD.	MENTAL HYGIENE	JUVENILE	PAROLE PROBAT REV	TERM ABUSE	HABEAS SUP. CT.	OTHER	TOTAL CLAIMS
27 CIRCUIT									
WYOMING	62	112	0	4	0	25	0	1	204
TOTAL	62	112	0	4	0	25	0	1	204
28 CIRCUIT									
NICHOLAS	2	0	0	0	0	1	0	0	3
TOTAL	2	0	0	0	0	1	0	0	3
29 CIRCUIT									
PUTNAM	8	2	0	1	0	1	0	0	12
TOTAL	8	2	0	1	0	1	0	0	12
30 CIRCUIT									
MINGO	1	0	0	0	0	0	1	0	2
TOTAL	1	0	0	0	0	0	1	0	2
31 CIRCUIT									
MONROE	3	3	0	0	0	1	0	0	7
SUMMERS	4	1	0	0	0	0	0	0	5
TOTAL	7	4	0	0	0	1	0	0	12
STATE	531	372	1	55	12	144	26	6	1,147

**APPOINTED COUNSEL ATTORNEY HOURS
BY CASE TYPE**

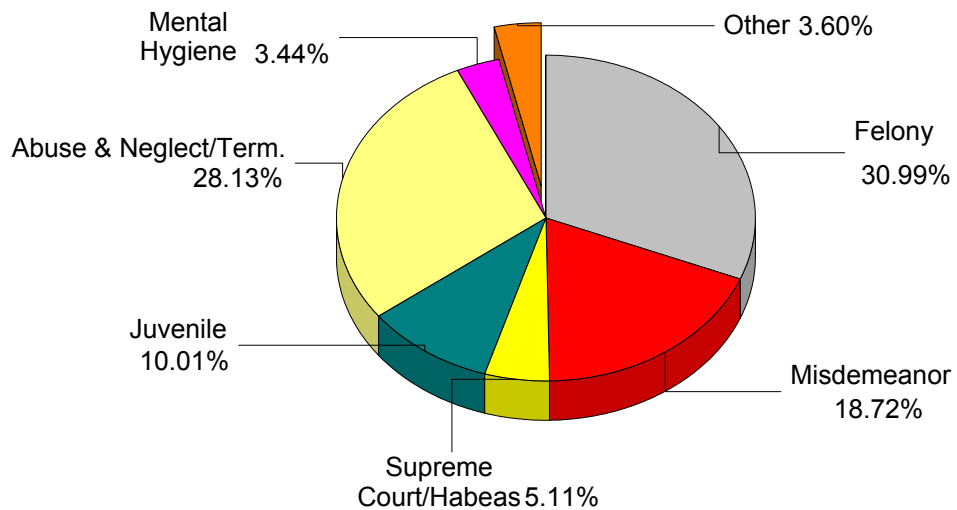
APPOINTED COUNSEL HOURS PAID IN FY 2003

Felony	81,059.6
Misdemeanor	48,964.7
Supreme Court/Habeas	13,355.9
Juvenile	26,174.0
Abuse & Neglect/Term.	73,587.3
Mental Hygiene	8,998.1
Other	9,416.9

Parole/Probation Rev., Mag. Ct. Appeal,
Mandamus/Prohibition, Extradition,
Contempt, Fugitive, Other

TOTAL HOURS PAID	261,556.4
-------------------------	------------------

APPOINTED COUNSEL HOURS PAID IN FY 2003 BY CASE TYPE



**WEST VIRGINIA PUBLIC DEFENDER SERVICES
APPOINTED COUNSEL HOURS PAID BY CASE TYPE
FISCAL YEAR 2003**

CIRCUIT	FELONY	MISD	MENTAL HYGIENE	JUVENILE	PAROLE PROBAT REV	TERM ABUSE	HABEAS SUP. CT.	OTHER	TOTAL HOURS
01 CIRCUIT	3,527.1	1,054.8	361.4	591.0	98.8	4,111.9	595.5	91.6	10,432.1
02 CIRCUIT	470.4	286.1	462.4	383.6	38.0	1,179.8	0.0	17.4	2,837.7
03 CIRCUIT	1,824.7	1,533.7	63.8	675.2	71.0	1,167.1	317.4	150.5	5,803.4
04 CIRCUIT	7,637.0	12,114.8	866.8	2,178.3	444.1	5,623.7	1,080.2	619.5	30,564.3
05 CIRCUIT	4,107.0	2,123.8	309.0	701.9	181.9	1,695.1	171.0	141.6	9,431.3
06 CIRCUIT	1,411.3	623.5	848.6	2,393.6	52.5	4,304.7	390.3	81.0	10,105.5
07 CIRCUIT	1,881.0	1,460.4	2.7	881.7	96.4	1,607.4	235.2	392.8	6,557.6
08 CIRCUIT	5,151.4	529.2	69.2	288.9	0.0	515.4	130.9	3.7	6,688.7
09 CIRCUIT	3,498.6	526.0	63.8	480.0	132.2	4,346.5	193.6	52.0	9,292.7
10 CIRCUIT	985.1	492.8	2.3	256.4	88.2	2,653.1	737.2	15.9	5,231.0
11 CIRCUIT	1,368.7	375.2	101.6	152.2	44.8	1,168.7	140.4	155.2	3,506.8
12 CIRCUIT	638.8	239.7	0.0	22.1	19.8	762.7	319.7	10.1	2,012.9
13 CIRCUIT	5,758.6	3,600.4	2,090.2	1,588.1	279.9	3,868.4	897.6	275.0	18,358.1
14 CIRCUIT	3,011.0	2,103.6	36.6	732.5	156.7	2,275.4	302.0	239.1	8,857.0
15 CIRCUIT	2,166.9	556.1	10.6	656.1	141.3	1,883.8	556.2	93.2	6,064.3
16 CIRCUIT	5,317.0	3,057.6	562.3	2,256.0	850.9	4,081.3	727.3	284.4	17,136.8
17 CIRCUIT	3,772.8	3,181.4	475.2	1,009.9	258.2	2,649.1	1,555.5	224.2	13,126.3
18 CIRCUIT	653.6	88.2	1.6	415.3	30.9	2,562.5	501.8	19.4	4,273.3
19 CIRCUIT	1,714.7	1,341.0	223.8	1,232.8	170.0	2,887.5	193.2	176.8	7,939.8
20 CIRCUIT	1,533.2	1,370.4	136.9	819.1	63.6	1,315.0	129.3	73.2	5,440.7
21 CIRCUIT	2,757.6	1,547.8	66.5	1,119.5	189.2	2,821.1	247.1	198.3	8,947.1
22 CIRCUIT	2,249.2	1,737.7	77.8	926.6	199.7	2,489.7	259.1	124.4	8,064.2
23 CIRCUIT	3,724.4	652.0	79.8	497.6	200.2	4,343.6	1,809.5	65.3	11,372.4
24 CIRCUIT	1,351.4	422.7	147.4	324.5	245.9	1,776.7	53.1	58.9	4,380.6
25 CIRCUIT	3,519.5	705.3	169.9	1,516.6	177.6	2,101.1	219.5	267.1	8,676.6
26 CIRCUIT	2,134.8	1,038.3	1,327.8	1,194.1	619.7	2,558.9	386.0	218.0	9,477.6
27 CIRCUIT	2,607.9	3,045.2	21.7	479.2	0.0	778.8	0.0	41.1	6,973.9
28 CIRCUIT	376.7	183.0	8.4	227.8	15.2	1,797.7	159.9	5.4	2,774.1
29 CIRCUIT	2,987.0	1,937.6	340.9	1,462.2	164.5	1,527.4	169.5	149.3	8,738.4
30 CIRCUIT	1,260.9	445.7	43.8	327.5	33.8	2,329.9	641.2	35.9	5,118.7
31 CIRCUIT	1,661.4	590.7	25.3	383.7	66.6	403.3	236.6	5.0	3,372.6
STATE TOTAL	81,059.6	48,964.7	8,998.1	26,174.0	5,131.6	73,587.3	13,355.9	4,285.3	261,556.4

**WEST VIRGINIA PUBLIC DEFENDER SERVICES
APPOINTED COUNSEL HOURS PAID BY CASE TYPE
FISCAL YEAR 2003**

CIRCUIT COUNTY	FELONY	MISD	MENTAL HYGIEN	JUVENILE	PAROLE PROBAT REV	TERM ABUSE	HABEAS SUP. CT.	OTHER	TOTAL HOURS
01 CIRCUIT									
BROOKE	757.7	204.5	183.1	168.8	0.0	406.3	78.4	33.9	1,832.7
HANCOCK	831.4	341.7	134.8	61.8	69.1	921.2	200.9	0.0	2,560.9
OHIO	1,938.0	508.6	43.5	360.4	29.7	2,784.4	316.2	57.7	6,038.5
TOTAL	3,527.1	1,054.8	361.4	591.0	98.8	4,111.9	595.5	91.6	10,432.1
02 CIRCUIT									
MARSHALL	228.4	232.4	286.9	228.5	21.8	755.1	0.0	17.4	1,770.5
TYLER	162.4	34.5	22.3	64.4	0.0	180.5	0.0	0.0	464.1
WETZEL	79.6	19.2	153.2	90.7	16.2	244.2	0.0	0.0	603.1
TOTAL	470.4	286.1	462.4	383.6	38.0	1,179.8	0.0	17.4	2,837.7
03 CIRCUIT									
DODDRIDGE	473.0	522.8	15.1	173.2	21.5	553.9	193.8	50.9	2,004.2
PLEASANTS	940.4	477.2	21.2	27.7	36.4	216.7	123.6	70.5	1,913.7
RITCHIE	411.3	533.7	27.5	474.3	13.1	396.5	0.0	29.1	1,885.5
TOTAL	1,824.7	1,533.7	63.8	675.2	71.0	1,167.1	317.4	150.5	5,803.4
04 CIRCUIT									
WIRT	269.8	258.3	3.3	150.9	5.1	345.2	54.1	63.3	1,150.0
WOOD	7,367.2	11,856.5	863.5	2,027.4	439.0	5,278.5	1,026.1	556.2	29,414.3
TOTAL	7,637.0	12,114.8	866.8	2,178.3	444.1	5,623.7	1,080.2	619.5	30,564.3
05 CIRCUIT									
CALHOUN	74.2	22.0	10.1	40.3	0.0	321.7	0.0	22.1	490.4
JACKSON	820.4	267.3	7.7	91.7	45.7	435.9	163.5	31.4	1,863.6
MASON	2,914.7	1,688.0	251.4	421.6	95.4	286.7	7.5	70.0	5,735.3
ROANE	297.7	146.5	39.8	148.3	40.8	650.8	0.0	18.1	1,342.0
TOTAL	4,107.0	2,123.8	309.0	701.9	181.9	1,695.1	171.0	141.6	9,431.3
06 CIRCUIT									
CABELL	1,411.3	623.5	848.6	2,393.6	52.5	4,304.7	390.3	81.0	10,105.5
TOTAL	1,411.3	623.5	848.6	2,393.6	52.5	4,304.7	390.3	81.0	10,105.5
07 CIRCUIT									
LOGAN	1,881.0	1,460.4	2.7	881.7	96.4	1,607.4	235.2	392.8	6,557.6
TOTAL	1,881.0	1,460.4	2.7	881.7	96.4	1,607.4	235.2	392.8	6,557.6
08 CIRCUIT									
MCDOWELL	5,151.4	529.2	69.2	288.9	0.0	515.4	130.9	3.7	6,688.7
TOTAL	5,151.4	529.2	69.2	288.9	0.0	515.4	130.9	3.7	6,688.7
09 CIRCUIT									
MERCER	3,498.6	526.0	63.8	480.0	132.2	4,346.5	193.6	52.0	9,292.7
TOTAL	3,498.6	526.0	63.8	480.0	132.2	4,346.5	193.6	52.0	9,292.7
10 CIRCUIT									
RALEIGH	985.1	492.8	2.3	256.4	88.2	2,653.1	737.2	15.9	5,231.0
TOTAL	985.1	492.8	2.3	256.4	88.2	2,653.1	737.2	15.9	5,231.0

**WEST VIRGINIA PUBLIC DEFENDER SERVICES
APPOINTED COUNSEL HOURS PAID BY CASE TYPE
FISCAL YEAR 2003**

CIRCUIT COUNTY	FELONY	MISD	MENTAL HYGIEN	JUVENILE	PAROLE PROBAT REV	TERM ABUSE	HABEAS SUP. CT.	OTHER	TOTAL HOURS
11 CIRCUIT									
GREENBRIER	799.5	176.3	94.6	152.2	44.8	989.9	77.2	61.5	2,396.0
POCAHONTAS	569.2	198.9	7.0	0.0	0.0	178.8	63.2	93.7	1,110.8
TOTAL	1,368.7	375.2	101.6	152.2	44.8	1,168.7	140.4	155.2	3,506.8
12 CIRCUIT									
FAYETTE	638.8	239.7	0.0	22.1	19.8	762.7	319.7	10.1	2,012.9
TOTAL	638.8	239.7	0.0	22.1	19.8	762.7	319.7	10.1	2,012.9
13 CIRCUIT									
KANAWHA	5,758.6	3,600.4	2,090.2	1,588.1	279.9	3,868.4	897.6	275.0	18,358.1
TOTAL	5,758.6	3,600.4	2,090.2	1,588.1	279.9	3,868.4	897.6	275.0	18,358.1
14 CIRCUIT									
BRAXTON	900.7	1,025.3	11.7	182.3	57.7	631.6	70.1	150.5	3,030.0
CLAY	757.2	554.3	6.9	143.3	22.1	238.7	10.7	49.1	1,782.3
GILMER	232.9	147.5	5.4	236.0	4.8	553.3	116.1	23.7	1,319.7
WEBSTER	1,120.2	376.5	12.6	170.9	72.1	851.8	105.1	15.8	2,725.0
TOTAL	3,011.0	2,103.6	36.6	732.5	156.7	2,275.4	302.0	239.1	8,857.0
15 CIRCUIT									
HARRISON	2,166.9	556.1	10.6	656.1	141.3	1,883.8	556.2	93.2	6,064.3
TOTAL	2,166.9	556.1	10.6	656.1	141.3	1,883.8	556.2	93.2	6,064.3
16 CIRCUIT									
MARION	5,317.0	3,057.6	562.3	2,256.0	850.9	4,081.3	727.3	284.4	17,136.8
TOTAL	5,317.0	3,057.6	562.3	2,256.0	850.9	4,081.3	727.3	284.4	17,136.8
17 CIRCUIT									
MONONGALIA	3,772.8	3,181.4	475.2	1,009.9	258.2	2,649.1	1,555.5	224.2	13,126.3
TOTAL	3,772.8	3,181.4	475.2	1,009.9	258.2	2,649.1	1,555.5	224.2	13,126.3
18 CIRCUIT									
PRESTON	653.6	88.2	1.6	415.3	30.9	2,562.5	501.8	19.4	4,273.3
TOTAL	653.6	88.2	1.6	415.3	30.9	2,562.5	501.8	19.4	4,273.3
19 CIRCUIT									
BARBOUR	458.0	537.5	60.0	448.6	57.4	1,654.2	10.7	39.9	3,266.3
TAYLOR	1,256.7	803.5	163.8	784.2	112.6	1,233.3	182.5	136.9	4,673.5
TOTAL	1,714.7	1,341.0	223.8	1,232.8	170.0	2,887.5	193.2	176.8	7,939.8
20 CIRCUIT									
RANDOLPH	1,533.2	1,370.4	136.9	819.1	63.6	1,315.0	129.3	73.2	5,440.7
TOTAL	1,533.2	1,370.4	136.9	819.1	63.6	1,315.0	129.3	73.2	5,440.7
21 CIRCUIT									
GRANT	665.2	347.7	21.6	109.0	94.5	491.6	59.1	87.6	1,876.3
MINERAL	1,824.8	1,148.5	33.3	993.1	77.9	2,217.9	188.0	70.0	6,553.5
TUCKER	267.6	51.6	11.6	17.4	16.8	111.6	0.0	40.7	517.3
TOTAL	2,757.6	1,547.8	66.5	1,119.5	189.2	2,821.1	247.1	198.3	8,947.1

**WEST VIRGINIA PUBLIC DEFENDER SERVICES
APPOINTED COUNSEL HOURS PAID BY CASE TYPE
FISCAL YEAR 2003**

CIRCUIT COUNTY	FELONY	MISD	MENTAL HYGIEN	JUVENILE	PAROLE PROBAT REV	TERM ABUSE	HABEAS SUP. CT.	OTHER	TOTAL HOURS
22 CIRCUIT									
HAMPSHIRE	955.3	725.9	20.0	363.9	97.7	1,687.9	104.9	58.5	4,014.1
HARDY	852.4	821.0	41.7	271.7	88.0	531.6	0.0	25.5	2,631.9
PENDLETON	441.5	190.8	16.1	291.0	14.0	270.2	154.2	40.4	1,418.2
TOTAL	2,249.2	1,737.7	77.8	926.6	199.7	2,489.7	259.1	124.4	8,064.2
23 CIRCUIT									
BERKELEY	2,288.5	373.3	58.2	271.7	72.6	2,485.9	1,009.9	37.1	6,597.2
JEFFERSON	750.3	258.0	12.6	121.6	126.2	1,201.3	685.8	24.9	3,180.7
MORGAN	685.6	20.7	9.0	104.3	1.4	656.4	113.8	3.3	1,594.5
TOTAL	3,724.4	652.0	79.8	497.6	200.2	4,343.6	1,809.5	65.3	11,372.4
24 CIRCUIT									
WAYNE	1,351.4	422.7	147.4	324.5	245.9	1,776.7	53.1	58.9	4,380.6
TOTAL	1,351.4	422.7	147.4	324.5	245.9	1,776.7	53.1	58.9	4,380.6
25 CIRCUIT									
BOONE	2,265.4	318.9	22.3	904.5	103.0	1,468.0	0.0	51.5	5,133.6
LINCOLN	1,254.1	386.4	147.6	612.1	74.6	633.1	219.5	215.6	3,543.0
TOTAL	3,519.5	705.3	169.9	1,516.6	177.6	2,101.1	219.5	267.1	8,676.6
26 CIRCUIT									
LEWIS	828.6	377.8	1,261.1	393.7	259.2	1,226.8	298.1	100.4	4,745.7
UPSHUR	1,306.2	660.5	66.7	800.4	360.5	1,332.1	87.9	117.6	4,731.9
TOTAL	2,134.8	1,038.3	1,327.8	1,194.1	619.7	2,558.9	386.0	218.0	9,477.6
27 CIRCUIT									
WYOMING	2,607.9	3,045.2	21.7	479.2	0.0	778.8	0.0	41.1	6,973.9
TOTAL	2,607.9	3,045.2	21.7	479.2	0.0	778.8	0.0	41.1	6,973.9
28 CIRCUIT									
NICHOLAS	376.7	183.0	8.4	227.8	15.2	1,797.7	159.9	5.4	2,774.1
TOTAL	376.7	183.0	8.4	227.8	15.2	1,797.7	159.9	5.4	2,774.1
29 CIRCUIT									
PUTNAM	2,987.0	1,937.6	340.9	1,462.2	164.5	1,527.4	169.5	149.3	8,738.4
TOTAL	2,987.0	1,937.6	340.9	1,462.2	164.5	1,527.4	169.5	149.3	8,738.4
30 CIRCUIT									
MINGO	1,260.9	445.7	43.8	327.5	33.8	2,329.9	641.2	35.9	5,118.7
TOTAL	1,260.9	445.7	43.8	327.5	33.8	2,329.9	641.2	35.9	5,118.7
31 CIRCUIT									
MONROE	528.7	309.3	7.4	108.0	0.0	287.4	0.0	0.0	1,240.8
SUMMERS	1,132.7	281.4	17.9	275.7	66.6	115.9	236.6	5.0	2,131.8
TOTAL	1,661.4	590.7	25.3	383.7	66.6	403.3	236.6	5.0	3,372.6
STATE TOTAL	81,059.6	48,964.7	8,998.1	26,174.0	5,131.6	73,587.3	13,355.9	4,285.3	261,556.4

**APPOINTED COUNSEL FEES PAID
BY CASE TYPE**

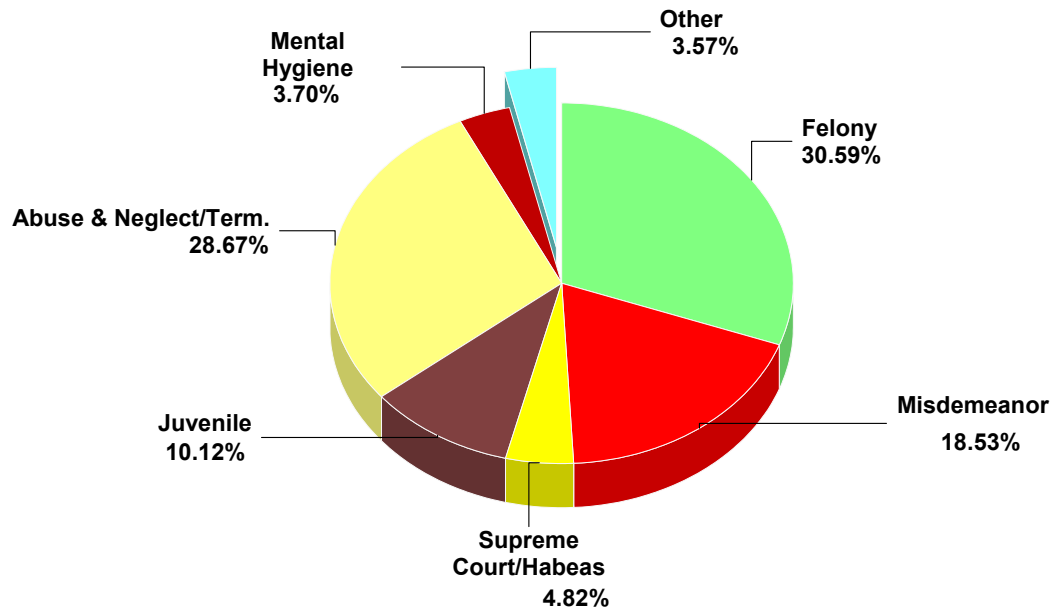
APPOINTED COUNSEL FEES PAID IN FY 2003

Felony	\$3,889,082.20
Misdemeanor	\$2,355,546.78
Supreme Court/Habeas	\$612,375.79
Juvenile	\$1,286,570.00
Abuse & Neglect/Term.	\$3,644,022.36
Mental Hygiene	\$470,244.50
Other	\$454,336.50

Parole/Probation Rev., Mag. Ct. Appeal,
Mandamus/Prohibition, Extradition,
Contempt, Fugitive, Other

TOTAL FEES PAID	\$12,712,178.13
------------------------	------------------------

APPOINTED COUNSEL FEES PAID IN FY 2003 BY CASE TYPE



**WEST VIRGINIA PUBLIC DEFENDER SERVICES
APPOINTED COUNSEL FEES PAID BY CASE TYPE
FISCAL YEAR 2003**

CIRCUIT	FELONY	MISD	MENTAL HYGIENE	JUVENILE	PAROLE PROBAT REV	TERM ABUSE	HABEAS SUP. CT.	OTHER	TOTAL FEE
01 CIRCUIT	\$167,620.50	\$51,682.00	\$17,569.00	\$28,557.00	\$4,766.00	\$195,341.50	\$27,127.50	\$4,400.00	\$497,063.50
02 CIRCUIT	\$22,622.00	\$13,832.50	\$23,194.00	\$19,236.00	\$1,910.00	\$58,755.00	\$0.00	\$783.00	\$140,332.50
03 CIRCUIT	\$86,149.50	\$73,562.50	\$3,207.00	\$32,184.00	\$3,361.00	\$55,359.50	\$14,705.00	\$7,158.50	\$275,687.00
04 CIRCUIT	\$361,713.00	\$576,410.00	\$46,876.00	\$105,815.50	\$21,226.50	\$269,282.50	\$49,260.50	\$29,343.50	\$1,459,927.50
05 CIRCUIT	\$201,625.00	\$102,575.00	\$16,079.00	\$35,103.50	\$8,907.50	\$86,037.50	\$7,745.54	\$6,734.00	\$464,807.04
06 CIRCUIT	\$68,090.50	\$30,857.50	\$43,697.00	\$122,328.00	\$2,640.50	\$226,887.50	\$17,839.50	\$3,993.00	\$516,333.50
07 CIRCUIT	\$89,817.00	\$70,422.00	\$153.50	\$41,664.50	\$4,700.00	\$78,823.00	\$10,772.00	\$18,640.00	\$314,992.00
08 CIRCUIT	\$244,623.00	\$25,426.00	\$3,734.00	\$14,600.50	\$0.00	\$25,099.00	\$5,950.50	\$166.50	\$319,599.50
09 CIRCUIT	\$172,315.00	\$26,720.00	\$3,753.00	\$24,544.00	\$6,603.00	\$224,293.50	\$8,838.00	\$2,524.00	\$469,590.50
10 CIRCUIT	\$47,331.50	\$23,890.00	\$109.50	\$12,498.00	\$4,333.00	\$132,329.50	\$34,056.00	\$825.50	\$255,373.00
11 CIRCUIT	\$64,761.50	\$17,570.00	\$5,886.00	\$7,583.00	\$2,104.00	\$56,251.50	\$6,410.00	\$7,244.00	\$167,810.00
12 CIRCUIT	\$30,550.00	\$11,894.50	\$0.00	\$1,116.50	\$917.00	\$36,759.50	\$14,648.50	\$470.50	\$96,356.50
13 CIRCUIT	\$278,549.50	\$179,397.37	\$113,769.00	\$79,421.00	\$13,481.50	\$192,981.96	\$41,179.75	\$13,557.00	\$912,337.08
14 CIRCUIT	\$144,624.50	\$101,523.91	\$1,945.00	\$35,398.00	\$7,465.50	\$111,091.90	\$13,872.00	\$11,505.50	\$427,426.31
15 CIRCUIT	\$100,880.50	\$26,208.50	\$535.00	\$31,292.50	\$6,670.50	\$89,287.50	\$25,519.00	\$4,390.00	\$284,783.50
16 CIRCUIT	\$249,597.00	\$143,974.00	\$31,177.50	\$107,474.00	\$40,222.50	\$196,212.50	\$32,989.00	\$13,432.00	\$815,078.50
17 CIRCUIT	\$181,487.20	\$150,229.00	\$24,376.00	\$49,397.50	\$12,337.00	\$128,863.50	\$70,845.50	\$10,461.00	\$627,996.70
18 CIRCUIT	\$30,914.00	\$4,153.00	\$96.00	\$19,192.50	\$1,420.50	\$126,222.50	\$22,831.00	\$909.00	\$205,738.50
19 CIRCUIT	\$81,927.50	\$63,507.00	\$11,713.00	\$58,476.00	\$8,298.00	\$139,005.50	\$8,746.00	\$8,362.00	\$380,035.00
20 CIRCUIT	\$74,176.50	\$65,930.00	\$7,722.50	\$42,557.50	\$3,110.00	\$65,641.00	\$6,122.50	\$3,656.00	\$268,916.00
21 CIRCUIT	\$130,938.00	\$74,203.00	\$3,442.50	\$54,633.50	\$9,158.00	\$138,075.50	\$11,439.50	\$9,393.50	\$431,283.50
22 CIRCUIT	\$110,226.00	\$83,484.50	\$4,235.00	\$45,725.00	\$9,576.50	\$123,512.50	\$12,031.50	\$6,042.00	\$394,833.00
23 CIRCUIT	\$180,966.00	\$32,428.00	\$3,975.00	\$26,300.00	\$9,693.00	\$223,122.00	\$83,107.50	\$3,248.50	\$562,840.00
24 CIRCUIT	\$66,267.00	\$20,961.50	\$7,465.00	\$16,328.50	\$12,741.50	\$90,315.50	\$2,409.50	\$2,950.50	\$219,439.00
25 CIRCUIT	\$171,918.00	\$35,024.50	\$8,755.50	\$75,291.00	\$9,192.00	\$108,513.50	\$9,997.50	\$13,417.50	\$432,109.50
26 CIRCUIT	\$101,856.00	\$49,939.50	\$64,557.00	\$58,580.50	\$30,496.50	\$126,376.50	\$17,982.00	\$10,406.00	\$460,194.00
27 CIRCUIT	\$123,305.50	\$144,988.00	\$1,174.50	\$23,394.00	\$0.00	\$38,268.00	\$0.00	\$1,913.50	\$333,043.50
28 CIRCUIT	\$18,637.50	\$9,027.00	\$446.00	\$11,321.00	\$704.00	\$87,704.50	\$7,361.50	\$281.00	\$135,482.50
29 CIRCUIT	\$143,453.00	\$94,726.00	\$17,010.50	\$71,181.00	\$7,870.50	\$75,671.50	\$7,757.50	\$7,332.50	\$425,002.50
30 CIRCUIT	\$61,877.00	\$22,870.50	\$2,267.00	\$16,349.50	\$1,675.00	\$117,638.50	\$29,936.50	\$1,683.50	\$254,297.50
31 CIRCUIT	\$80,263.00	\$28,129.50	\$1,324.50	\$19,026.50	\$3,307.00	\$20,298.50	\$10,895.00	\$225.00	\$163,469.00
STATE TOTAL	\$3,889,082.20	\$2,355,546.78	\$470,244.50	\$1,286,570.00	\$248,888.00	\$3,644,022.36	\$612,375.79	\$205,448.50	\$12,712,178.13

**WEST VIRGINIA PUBLIC DEFENDER SERVICES
APPOINTED COUNSEL FEES PAID BY CASE TYPE
FISCAL YEAR 2003**

CIRCUIT	FELONY	MISD	MENTAL HYGIENE	JUVENILE	PAROLE PROBAT REV	TERM ABUSE	HABEAS SUP. CT.	OTHER	TOTAL FEE
01 CIRCUIT									
BROOKE	\$35,864.50	\$9,806.50	\$8,831.50	\$8,302.00	\$0.00	\$19,337.50	\$3,528.00	\$1,661.50	\$87,331.50
HANCOCK	\$40,423.00	\$17,432.50	\$6,608.00	\$3,065.00	\$3,403.50	\$43,292.00	\$9,136.50	\$0.00	\$123,360.50
OHIO	\$91,333.00	\$24,443.00	\$2,129.50	\$17,190.00	\$1,362.50	\$132,712.00	\$14,463.00	\$2,738.50	\$286,371.50
TOTAL	\$167,620.50	\$51,682.00	\$17,569.00	\$28,557.00	\$4,766.00	\$195,341.50	\$27,127.50	\$4,400.00	\$497,063.50
02 CIRCUIT									
MARSHALL	\$11,006.00	\$11,200.00	\$14,444.50	\$11,210.50	\$1,137.00	\$37,589.50	\$0.00	\$783.00	\$87,370.50
TYLER	\$7,720.00	\$1,682.50	\$1,117.50	\$3,372.00	\$0.00	\$8,722.50	\$0.00	\$0.00	\$22,614.50
WETZEL	\$3,896.00	\$950.00	\$7,632.00	\$4,653.50	\$773.00	\$12,443.00	\$0.00	\$0.00	\$30,347.50
TOTAL	\$22,622.00	\$13,832.50	\$23,194.00	\$19,236.00	\$1,910.00	\$58,755.00	\$0.00	\$783.00	\$140,332.50
03 CIRCUIT									
DODDRIDGE	\$21,927.00	\$25,388.00	\$723.50	\$8,402.00	\$995.50	\$26,253.50	\$9,039.00	\$2,514.50	\$95,243.00
PLEASANTS	\$44,658.00	\$22,584.00	\$1,066.00	\$1,370.50	\$1,744.00	\$10,185.50	\$5,666.00	\$3,288.50	\$90,562.50
RITCHIE	\$19,564.50	\$25,590.50	\$1,417.50	\$22,411.50	\$621.50	\$18,920.50	\$0.00	\$1,355.50	\$89,881.50
TOTAL	\$86,149.50	\$73,562.50	\$3,207.00	\$32,184.00	\$3,361.00	\$55,359.50	\$14,705.00	\$7,158.50	\$275,687.00
04 CIRCUIT									
WIRT	\$12,917.00	\$12,387.50	\$186.50	\$7,248.50	\$233.50	\$17,476.00	\$2,530.50	\$2,976.50	\$55,956.00
WOOD	\$348,796.00	\$564,022.50	\$46,689.50	\$98,567.00	\$20,993.00	\$251,806.50	\$46,730.00	\$26,367.00	\$1,403,971.50
TOTAL	\$361,713.00	\$576,410.00	\$46,876.00	\$105,815.50	\$21,226.50	\$269,282.50	\$49,260.50	\$29,343.50	\$1,459,927.50
05 CIRCUIT									
CALHOUN	\$3,605.00	\$1,114.00	\$526.50	\$1,967.50	\$0.00	\$16,700.50	\$0.00	\$1,026.50	\$24,940.00
JACKSON	\$41,176.00	\$13,476.50	\$392.50	\$4,656.50	\$2,244.50	\$21,945.50	\$7,380.04	\$1,515.00	\$92,786.54
MASON	\$142,079.50	\$80,426.00	\$12,843.00	\$20,518.00	\$4,727.00	\$13,921.50	\$365.50	\$3,352.00	\$278,232.50
ROANE	\$14,764.50	\$7,558.50	\$2,317.00	\$7,961.50	\$1,936.00	\$33,470.00	\$0.00	\$840.50	\$68,848.00
TOTAL	\$201,625.00	\$102,575.00	\$16,079.00	\$35,103.50	\$8,907.50	\$86,037.50	\$7,745.54	\$6,734.00	\$464,807.04
06 CIRCUIT									
CABELL	\$68,090.50	\$30,857.50	\$43,697.00	\$122,328.00	\$2,640.50	\$226,887.50	\$17,839.50	\$3,993.00	\$516,333.50
TOTAL	\$68,090.50	\$30,857.50	\$43,697.00	\$122,328.00	\$2,640.50	\$226,887.50	\$17,839.50	\$3,993.00	\$516,333.50
07 CIRCUIT									
LOGAN	\$89,817.00	\$70,422.00	\$153.50	\$41,664.50	\$4,700.00	\$78,823.00	\$10,772.00	\$18,640.00	\$314,992.00
TOTAL	\$89,817.00	\$70,422.00	\$153.50	\$41,664.50	\$4,700.00	\$78,823.00	\$10,772.00	\$18,640.00	\$314,992.00

**WEST VIRGINIA PUBLIC DEFENDER SERVICES
APPOINTED COUNSEL FEES PAID BY CASE TYPE
FISCAL YEAR 2003**

CIRCUIT	FELONY	MISD	MENTAL HYGIENE	JUVENILE	PAROLE PROBAT REV	TERM ABUSE	HABEAS SUP. CT.	OTHER	TOTAL FEE
08 CIRCUIT									
MCDOWELL	\$244,623.00	\$25,426.00	\$3,734.00	\$14,600.50	\$0.00	\$25,099.00	\$5,950.50	\$166.50	\$319,599.50
TOTAL	\$244,623.00	\$25,426.00	\$3,734.00	\$14,600.50	\$0.00	\$25,099.00	\$5,950.50	\$166.50	\$319,599.50
09 CIRCUIT									
MERCER	\$172,315.00	\$26,720.00	\$3,753.00	\$24,544.00	\$6,603.00	\$224,293.50	\$8,838.00	\$2,524.00	\$469,590.50
TOTAL	\$172,315.00	\$26,720.00	\$3,753.00	\$24,544.00	\$6,603.00	\$224,293.50	\$8,838.00	\$2,524.00	\$469,590.50
10 CIRCUIT									
RALEIGH	\$47,331.50	\$23,890.00	\$109.50	\$12,498.00	\$4,333.00	\$132,329.50	\$34,056.00	\$825.50	\$255,373.00
TOTAL	\$47,331.50	\$23,890.00	\$109.50	\$12,498.00	\$4,333.00	\$132,329.50	\$34,056.00	\$825.50	\$255,373.00
11 CIRCUIT									
GREENBRIER	\$37,947.50	\$8,271.50	\$5,431.00	\$7,583.00	\$2,104.00	\$48,059.50	\$3,494.00	\$2,823.50	\$115,714.00
POCAHONTAS	\$26,814.00	\$9,298.50	\$455.00	\$0.00	\$0.00	\$8,192.00	\$2,916.00	\$4,420.50	\$52,096.00
TOTAL	\$64,761.50	\$17,570.00	\$5,886.00	\$7,583.00	\$2,104.00	\$56,251.50	\$6,410.00	\$7,244.00	\$167,810.00
12 CIRCUIT									
FAYETTE	\$30,550.00	\$11,894.50	\$0.00	\$1,116.50	\$917.00	\$36,759.50	\$14,648.50	\$470.50	\$96,356.50
TOTAL	\$30,550.00	\$11,894.50	\$0.00	\$1,116.50	\$917.00	\$36,759.50	\$14,648.50	\$470.50	\$96,356.50
13 CIRCUIT									
KANAWHA	\$278,549.50	\$179,397.37	\$113,769.00	\$79,421.00	\$13,481.50	\$192,981.96	\$41,179.75	\$13,557.00	\$912,337.08
TOTAL	\$278,549.50	\$179,397.37	\$113,769.00	\$79,421.00	\$13,481.50	\$192,981.96	\$41,179.75	\$13,557.00	\$912,337.08
14 CIRCUIT									
BRAXTON	\$43,271.00	\$49,032.40	\$638.50	\$8,845.00	\$2,784.50	\$30,912.00	\$3,260.50	\$7,272.50	\$146,016.40
CLAY	\$36,876.00	\$27,635.51	\$390.50	\$6,920.50	\$1,090.50	\$11,878.40	\$501.50	\$2,409.50	\$87,702.41
GILMER	\$11,228.50	\$7,123.50	\$291.00	\$11,192.00	\$236.00	\$26,672.50	\$5,260.50	\$1,110.50	\$63,114.50
WEBSTER	\$53,249.00	\$17,732.50	\$625.00	\$8,440.50	\$3,354.50	\$41,629.00	\$4,849.50	\$713.00	\$130,593.00
TOTAL	\$144,624.50	\$101,523.91	\$1,945.00	\$35,398.00	\$7,465.50	\$111,091.90	\$13,872.00	\$11,505.50	\$427,426.31
15 CIRCUIT									
HARRISON	\$100,880.50	\$26,208.50	\$535.00	\$31,292.50	\$6,670.50	\$89,287.50	\$25,519.00	\$4,390.00	\$284,783.50
TOTAL	\$100,880.50	\$26,208.50	\$535.00	\$31,292.50	\$6,670.50	\$89,287.50	\$25,519.00	\$4,390.00	\$284,783.50
16 CIRCUIT									
MARION	\$249,597.00	\$143,974.00	\$31,177.50	\$107,474.00	\$40,222.50	\$196,212.50	\$32,989.00	\$13,432.00	\$815,078.50
TOTAL	\$249,597.00	\$143,974.00	\$31,177.50	\$107,474.00	\$40,222.50	\$196,212.50	\$32,989.00	\$13,432.00	\$815,078.50

**WEST VIRGINIA PUBLIC DEFENDER SERVICES
APPOINTED COUNSEL FEES PAID BY CASE TYPE
FISCAL YEAR 2003**

CIRCUIT	FELONY	MISD	MENTAL HYGIENE	JUVENILE	PAROLE PROBAT REV	TERM ABUSE	HABEAS SUP. CT.	OTHER	TOTAL FEE
17 CIRCUIT									
MONONGALIA	\$181,487.20	\$150,229.00	\$24,376.00	\$49,397.50	\$12,337.00	\$128,863.50	\$70,845.50	\$10,461.00	\$627,996.70
TOTAL	\$181,487.20	\$150,229.00	\$24,376.00	\$49,397.50	\$12,337.00	\$128,863.50	\$70,845.50	\$10,461.00	\$627,996.70
18 CIRCUIT									
PRESTON	\$30,914.00	\$4,153.00	\$96.00	\$19,192.50	\$1,420.50	\$126,222.50	\$22,831.00	\$909.00	\$205,738.50
TOTAL	\$30,914.00	\$4,153.00	\$96.00	\$19,192.50	\$1,420.50	\$126,222.50	\$22,831.00	\$909.00	\$205,738.50
19 CIRCUIT									
BARBOUR	\$22,080.00	\$25,545.50	\$3,250.00	\$21,287.00	\$2,881.00	\$80,621.00	\$481.50	\$1,849.50	\$157,995.50
TAYLOR	\$59,847.50	\$37,961.50	\$8,463.00	\$37,189.00	\$5,417.00	\$58,384.50	\$8,264.50	\$6,512.50	\$222,039.50
TOTAL	\$81,927.50	\$63,507.00	\$11,713.00	\$58,476.00	\$8,298.00	\$139,005.50	\$8,746.00	\$8,362.00	\$380,035.00
20 CIRCUIT									
RANDOLPH	\$74,176.50	\$65,930.00	\$7,722.50	\$42,557.50	\$3,110.00	\$65,641.00	\$6,122.50	\$3,656.00	\$268,916.00
TOTAL	\$74,176.50	\$65,930.00	\$7,722.50	\$42,557.50	\$3,110.00	\$65,641.00	\$6,122.50	\$3,656.00	\$268,916.00
21 CIRCUIT									
GRANT	\$31,994.00	\$16,616.50	\$1,076.00	\$5,343.00	\$4,544.50	\$23,066.00	\$2,739.50	\$4,136.00	\$89,515.50
MINERAL	\$86,446.00	\$55,136.50	\$1,764.50	\$48,389.50	\$3,817.50	\$109,579.50	\$8,700.00	\$3,386.00	\$317,219.50
TUCKER	\$12,498.00	\$2,450.00	\$602.00	\$901.00	\$796.00	\$5,430.00	\$0.00	\$1,871.50	\$24,548.50
TOTAL	\$130,938.00	\$74,203.00	\$3,442.50	\$54,633.50	\$9,158.00	\$138,075.50	\$11,439.50	\$9,393.50	\$431,283.50
22 CIRCUIT									
HAMPSHIRE	\$47,266.50	\$35,307.50	\$1,098.00	\$18,043.50	\$4,602.50	\$84,669.50	\$4,982.50	\$2,786.50	\$198,756.50
HARDY	\$41,514.00	\$39,257.00	\$2,328.50	\$13,418.50	\$4,318.00	\$25,666.00	\$0.00	\$1,289.50	\$127,791.50
PENDLETON	\$21,445.50	\$8,920.00	\$808.50	\$14,263.00	\$656.00	\$13,177.00	\$7,049.00	\$1,966.00	\$68,285.00
TOTAL	\$110,226.00	\$83,484.50	\$4,235.00	\$45,725.00	\$9,576.50	\$123,512.50	\$12,031.50	\$6,042.00	\$394,833.00
23 CIRCUIT									
BERKELEY	\$110,484.50	\$18,882.50	\$2,929.00	\$14,564.50	\$3,583.00	\$129,117.50	\$46,193.50	\$1,851.50	\$327,606.00
JEFFERSON	\$36,671.50	\$12,470.00	\$631.00	\$6,280.00	\$6,029.00	\$60,418.50	\$31,699.00	\$1,222.50	\$155,421.50
MORGAN	\$33,810.00	\$1,075.50	\$415.00	\$5,455.50	\$81.00	\$33,586.00	\$5,215.00	\$174.50	\$79,812.50
TOTAL	\$180,966.00	\$32,428.00	\$3,975.00	\$26,300.00	\$9,693.00	\$223,122.00	\$83,107.50	\$3,248.50	\$562,840.00
24 CIRCUIT									
WAYNE	\$66,267.00	\$20,961.50	\$7,465.00	\$16,328.50	\$12,741.50	\$90,315.50	\$2,409.50	\$2,950.50	\$219,439.00
TOTAL	\$66,267.00	\$20,961.50	\$7,465.00	\$16,328.50	\$12,741.50	\$90,315.50	\$2,409.50	\$2,950.50	\$219,439.00

**WEST VIRGINIA PUBLIC DEFENDER SERVICES
APPOINTED COUNSEL FEES PAID BY CASE TYPE
FISCAL YEAR 2003**

CIRCUIT	FELONY	MISD	MENTAL HYGIENE	JUVENILE	PAROLE PROBAT REV	TERM ABUSE	HABEAS SUP. CT.	OTHER	TOTAL FEE
25 CIRCUIT									
BOONE	\$110,761.00	\$16,406.50	\$1,219.50	\$45,532.50	\$5,433.00	\$77,260.00	\$0.00	\$2,527.50	\$259,140.00
LINCOLN	\$61,157.00	\$18,618.00	\$7,536.00	\$29,758.50	\$3,759.00	\$31,253.50	\$9,997.50	\$10,890.00	\$172,969.50
TOTAL	\$171,918.00	\$35,024.50	\$8,755.50	\$75,291.00	\$9,192.00	\$108,513.50	\$9,997.50	\$13,417.50	\$432,109.50
26 CIRCUIT									
LEWIS	\$40,045.00	\$18,315.00	\$60,951.50	\$19,388.50	\$12,796.00	\$62,080.00	\$13,922.50	\$4,736.00	\$232,234.50
UPSHUR	\$61,811.00	\$31,624.50	\$3,605.50	\$39,192.00	\$17,700.50	\$64,296.50	\$4,059.50	\$5,670.00	\$227,959.50
TOTAL	\$101,856.00	\$49,939.50	\$64,557.00	\$58,580.50	\$30,496.50	\$126,376.50	\$17,982.00	\$10,406.00	\$460,194.00
27 CIRCUIT									
WYOMING	\$123,305.50	\$144,988.00	\$1,174.50	\$23,394.00	\$0.00	\$38,268.00	\$0.00	\$1,913.50	\$333,043.50
TOTAL	\$123,305.50	\$144,988.00	\$1,174.50	\$23,394.00	\$0.00	\$38,268.00	\$0.00	\$1,913.50	\$333,043.50
28 CIRCUIT									
NICHOLAS	\$18,637.50	\$9,027.00	\$446.00	\$11,321.00	\$704.00	\$87,704.50	\$7,361.50	\$281.00	\$135,482.50
TOTAL	\$18,637.50	\$9,027.00	\$446.00	\$11,321.00	\$704.00	\$87,704.50	\$7,361.50	\$281.00	\$135,482.50
29 CIRCUIT									
PUTNAM	\$143,453.00	\$94,726.00	\$17,010.50	\$71,181.00	\$7,870.50	\$75,671.50	\$7,757.50	\$7,332.50	\$425,002.50
TOTAL	\$143,453.00	\$94,726.00	\$17,010.50	\$71,181.00	\$7,870.50	\$75,671.50	\$7,757.50	\$7,332.50	\$425,002.50
30 CIRCUIT									
MINGO	\$61,877.00	\$22,870.50	\$2,267.00	\$16,349.50	\$1,675.00	\$117,638.50	\$29,936.50	\$1,683.50	\$254,297.50
TOTAL	\$61,877.00	\$22,870.50	\$2,267.00	\$16,349.50	\$1,675.00	\$117,638.50	\$29,936.50	\$1,683.50	\$254,297.50
31 CIRCUIT									
MONROE	\$25,303.50	\$14,796.50	\$385.00	\$5,468.00	\$0.00	\$14,197.00	\$0.00	\$0.00	\$60,150.00
SUMMERS	\$54,959.50	\$13,333.00	\$939.50	\$13,558.50	\$3,307.00	\$6,101.50	\$10,895.00	\$225.00	\$103,319.00
TOTAL	\$80,263.00	\$28,129.50	\$1,324.50	\$19,026.50	\$3,307.00	\$20,298.50	\$10,895.00	\$225.00	\$163,469.00
STATE TOTAL	\$3,889,082.20	\$2,355,546.78	\$470,244.50	\$1,286,570.00	\$248,888.00	\$3,644,022.36	\$612,375.79	\$205,448.50	\$12,712,178.13

**APPOINTED COUNSEL EXPENSES PAID
BY CASE TYPE**

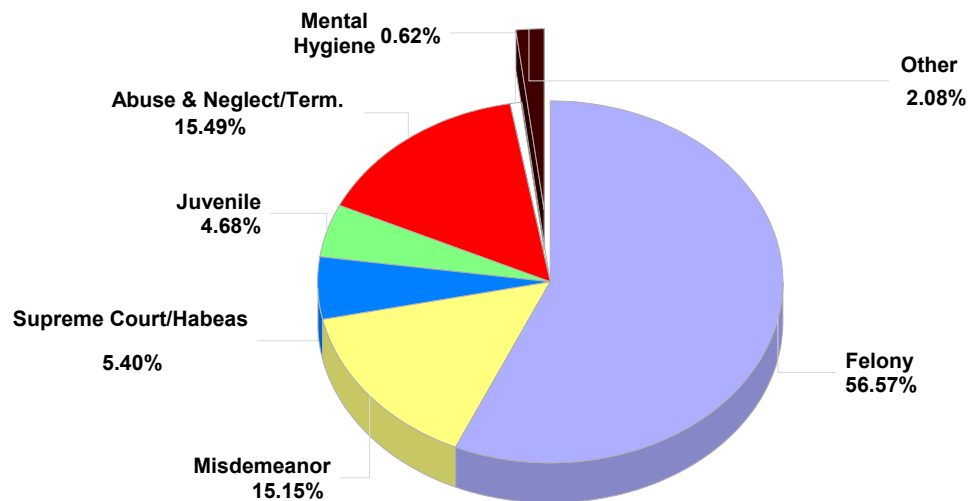
APPOINTED COUNSEL EXPENSES PAID IN FY 2003 INCLUDING DIRECT EXPENSES PAID

Felony	\$797,208.52
Misdemeanor	\$213,545.12
Supreme Court/Habeas	\$76,049.62
Juvenile	\$65,976.23
Abuse & Neglect/Term.	\$218,282.68
Mental Hygiene	\$8,798.16
Other	\$29,279.30

Parole/Probation Rev., Mag. Ct. Appeal, Mandamus/Prohibition, Extradition, Contempt, Fugitive, Other
--

TOTAL EXPENSES PAID	\$1,409,139.63
----------------------------	-----------------------

APPOINTED COUNSEL EXPENSES PAID FY 2003* BY CASE TYPE



*Note: Due to rounding may not equal 100%.

**WEST VIRGINIA PUBLIC DEFENDER SERVICES
APPOINTED COUNSEL EXPENSES PAID BY CASE TYPE
FISCAL YEAR 2003**

CIRCUIT	FELONY	MISD	MENTAL HYGIENE	JUVENILE	PAROLE PROBAT REV	TERM ABUSE	HABEAS SUP. CT.	OTHER	TOTAL EXPENSES
01 CIRCUIT	\$37,012.65	\$1,800.52	\$901.46	\$585.20	\$149.85	\$19,898.89	\$2,245.42	\$203.96	\$62,797.95
02 CIRCUIT	\$1,319.08	\$133.48	\$695.66	\$61.18	\$158.54	\$2,438.20	\$0.00	\$36.15	\$4,842.29
03 CIRCUIT	\$23,213.70	\$9,613.05	\$51.84	\$2,492.66	\$251.39	\$4,292.08	\$969.45	\$363.68	\$41,247.85
04 CIRCUIT	\$159,476.70	\$99,813.27	\$1,920.45	\$10,708.89	\$5,862.30	\$42,878.14	\$20,592.04	\$3,290.19	\$344,541.98
05 CIRCUIT	\$23,620.43	\$3,244.88	\$104.07	\$720.51	\$105.03	\$3,449.01	\$1,320.49	\$156.62	\$32,721.04
06 CIRCUIT	\$30,169.49	\$459.38	\$0.00	\$2,147.11	\$17.88	\$5,135.99	\$2,531.53	\$151.31	\$40,612.69
07 CIRCUIT	\$9,924.34	\$1,801.33	\$0.00	\$478.03	\$308.15	\$1,128.73	\$475.31	\$31.61	\$14,147.50
08 CIRCUIT	\$24,145.47	\$49.02	\$0.00	\$11.96	\$0.00	\$737.42	\$31.03	\$0.00	\$24,974.90
09 CIRCUIT	\$28,482.59	\$1,756.69	\$7.44	\$1,593.94	\$183.45	\$12,633.05	\$915.63	\$80.28	\$45,653.07
10 CIRCUIT	\$1,349.28	\$565.08	\$0.00	\$128.06	\$51.70	\$2,142.27	\$319.28	\$0.00	\$4,555.67
11 CIRCUIT	\$4,731.60	\$1,762.76	\$20.70	\$11.53	\$32.85	\$4,818.92	\$189.80	\$614.48	\$12,182.64
12 CIRCUIT	\$971.08	\$173.26	\$0.00	\$56.66	\$22.40	\$806.37	\$1,783.60	\$152.45	\$3,965.82
13 CIRCUIT	\$28,897.26	\$1,907.49	\$932.90	\$2,807.78	\$1,589.05	\$5,411.98	\$2,699.66	\$189.97	\$44,436.09
14 CIRCUIT	\$22,780.11	\$8,885.42	\$67.94	\$2,330.92	\$203.86	\$9,208.47	\$1,424.66	\$1,526.24	\$46,427.62
15 CIRCUIT	\$13,715.48	\$457.94	\$16.44	\$1,616.99	\$85.69	\$3,270.45	\$3,784.60	\$71.76	\$23,019.35
16 CIRCUIT	\$36,140.78	\$3,591.64	\$18.67	\$3,150.24	\$1,043.50	\$4,365.29	\$2,026.23	\$501.68	\$50,838.03
17 CIRCUIT	\$34,847.88	\$3,510.46	\$254.34	\$1,173.19	\$264.95	\$5,667.83	\$6,920.64	\$99.42	\$52,738.71
18 CIRCUIT	\$3,228.60	\$353.97	\$0.00	\$942.15	\$94.40	\$10,876.66	\$5,781.30	\$182.55	\$21,459.63
19 CIRCUIT	\$12,999.36	\$532.86	\$420.71	\$151.33	\$0.00	\$1,557.11	\$718.28	\$31.21	\$16,410.86
20 CIRCUIT	\$7,407.71	\$1,799.59	\$2.92	\$1,064.20	\$133.79	\$3,332.65	\$300.75	\$112.19	\$14,153.80
21 CIRCUIT	\$42,825.89	\$6,598.29	\$21.85	\$2,308.47	\$970.33	\$5,648.10	\$2,900.99	\$1,434.60	\$62,708.52
22 CIRCUIT	\$15,435.36	\$7,703.52	\$29.84	\$9,184.11	\$267.19	\$17,717.74	\$776.40	\$111.75	\$51,225.91
23 CIRCUIT	\$96,804.71	\$1,316.59	\$195.18	\$7,153.48	\$533.54	\$14,305.43	\$11,502.61	\$145.56	\$131,957.10
24 CIRCUIT	\$15,850.06	\$1,188.44	\$283.56	\$2,683.42	\$597.10	\$7,042.66	\$126.07	\$186.48	\$27,957.79
25 CIRCUIT	\$26,540.50	\$637.81	\$284.15	\$4,975.47	\$373.02	\$4,281.12	\$204.18	\$1,204.28	\$38,500.53
26 CIRCUIT	\$11,172.63	\$3,260.98	\$1,919.32	\$2,428.98	\$2,911.97	\$3,398.85	\$1,045.44	\$566.15	\$26,704.32
27 CIRCUIT	\$34,563.18	\$41,218.13	\$15.70	\$1,910.80	\$0.00	\$11,391.12	\$0.00	\$483.08	\$89,582.01
28 CIRCUIT	\$2,183.28	\$287.98	\$0.00	\$260.52	\$34.95	\$3,236.60	\$387.88	\$0.00	\$6,391.21
29 CIRCUIT	\$27,859.42	\$3,310.19	\$562.43	\$1,501.73	\$241.89	\$1,200.57	\$1,206.73	\$114.42	\$35,997.38
30 CIRCUIT	\$4,358.39	\$812.00	\$39.20	\$357.12	\$21.08	\$3,781.85	\$2,090.58	\$235.53	\$11,695.75
31 CIRCUIT	\$15,181.51	\$4,999.10	\$31.39	\$979.60	\$424.20	\$2,229.13	\$779.04	\$67.65	\$24,691.62
STATE TOTAL	\$797,208.52	\$213,545.12	\$8,798.16	\$65,976.23	\$16,934.05	\$218,282.68	\$76,049.62	\$12,345.25	\$1,409,139.63

**WEST VIRGINIA PUBLIC DEFENDER SERVICES
APPOINTED COUNSEL EXPENSES PAID BY CASE TYPE
FISCAL YEAR 2003**

CIRCUIT	FELONY	MISD	MENTAL HYGIENE	JUVENILE	PAROLE PROBAT REV	TERM ABUSE	HABEAS SUP. CT.	OTHER	TOTAL EXPENSES
01 CIRCUIT									
BROOKE	\$1,336.73	\$267.25	\$572.35	\$191.81	\$0.00	\$1,012.23	\$532.17	\$106.61	\$4,019.15
HANCOCK	\$11,748.79	\$1,189.55	\$326.71	\$108.98	\$124.90	\$1,137.94	\$94.09	\$0.00	\$14,730.96
OHIO	\$23,927.13	\$343.72	\$2.40	\$284.41	\$24.95	\$17,748.72	\$1,619.16	\$97.35	\$44,047.84
TOTAL	\$37,012.65	\$1,800.52	\$901.46	\$585.20	\$149.85	\$19,898.89	\$2,245.42	\$203.96	\$62,797.95
02 CIRCUIT									
MARSHALL	\$141.56	\$62.63	\$41.18	\$13.36	\$57.04	\$1,614.72	\$0.00	\$36.15	\$1,966.64
TYLER	\$1,115.60	\$29.51	\$79.82	\$0.00	\$0.00	\$494.03	\$0.00	\$0.00	\$1,718.96
WETZEL	\$61.92	\$41.34	\$574.66	\$47.82	\$101.50	\$329.45	\$0.00	\$0.00	\$1,156.69
TOTAL	\$1,319.08	\$133.48	\$695.66	\$61.18	\$158.54	\$2,438.20	\$0.00	\$36.15	\$4,842.29
03 CIRCUIT									
DODDRIDGE	\$9,157.58	\$3,765.52	\$23.36	\$500.65	\$49.02	\$1,435.17	\$251.24	\$243.97	\$15,426.51
PLEASANTS	\$8,065.03	\$1,555.60	\$27.74	\$15.35	\$202.37	\$834.00	\$718.21	\$104.60	\$11,522.90
RITCHIE	\$5,991.09	\$4,291.93	\$0.74	\$1,976.66	\$0.00	\$2,022.91	\$0.00	\$15.11	\$14,298.44
TOTAL	\$23,213.70	\$9,613.05	\$51.84	\$2,492.66	\$251.39	\$4,292.08	\$969.45	\$363.68	\$41,247.85
04 CIRCUIT									
WIRT	\$1,490.80	\$1,862.93	\$0.00	\$737.24	\$31.70	\$789.54	\$4,499.04	\$235.03	\$9,646.28
WOOD	\$157,985.90	\$97,950.34	\$1,920.45	\$9,971.65	\$5,830.60	\$42,088.60	\$16,093.00	\$3,055.16	\$334,895.70
TOTAL	\$159,476.70	\$99,813.27	\$1,920.45	\$10,708.89	\$5,862.30	\$42,878.14	\$20,592.04	\$3,290.19	\$344,541.98
05 CIRCUIT									
CALHOUN	\$267.63	\$19.32	\$40.60	\$0.00	\$0.00	\$263.10	\$0.00	\$45.88	\$636.53
JACKSON	\$1,898.73	\$836.29	\$16.64	\$158.30	\$68.03	\$976.67	\$1,316.19	\$93.52	\$5,364.37
MASON	\$18,251.72	\$1,417.72	\$37.46	\$538.29	\$37.00	\$483.02	\$4.30	\$17.22	\$20,786.73
ROANE	\$3,202.35	\$971.55	\$9.37	\$23.92	\$0.00	\$1,726.22	\$0.00	\$0.00	\$5,933.41
TOTAL	\$23,620.43	\$3,244.88	\$104.07	\$720.51	\$105.03	\$3,449.01	\$1,320.49	\$156.62	\$32,721.04
06 CIRCUIT									
CABELL	\$30,169.49	\$459.38	\$0.00	\$2,147.11	\$17.88	\$5,135.99	\$2,531.53	\$151.31	\$40,612.69
TOTAL	\$30,169.49	\$459.38	\$0.00	\$2,147.11	\$17.88	\$5,135.99	\$2,531.53	\$151.31	\$40,612.69
07 CIRCUIT									
LOGAN	\$9,924.34	\$1,801.33	\$0.00	\$478.03	\$308.15	\$1,128.73	\$475.31	\$31.61	\$14,147.50
TOTAL	\$9,924.34	\$1,801.33	\$0.00	\$478.03	\$308.15	\$1,128.73	\$475.31	\$31.61	\$14,147.50

**WEST VIRGINIA PUBLIC DEFENDER SERVICES
APPOINTED COUNSEL EXPENSES PAID BY CASE TYPE
FISCAL YEAR 2003**

CIRCUIT	FELONY	MISD	MENTAL HYGIENE	JUVENILE	PAROLE PROBAT REV	TERM ABUSE	HABEAS SUP. CT.	OTHER	TOTAL EXPENSES
08 CIRCUIT									
MCDOWELL	\$24,145.47	\$49.02	\$0.00	\$11.96	\$0.00	\$737.42	\$31.03	\$0.00	\$24,974.90
TOTAL	\$24,145.47	\$49.02	\$0.00	\$11.96	\$0.00	\$737.42	\$31.03	\$0.00	\$24,974.90
09 CIRCUIT									
MERCER	\$28,482.59	\$1,756.69	\$7.44	\$1,593.94	\$183.45	\$12,633.05	\$915.63	\$80.28	\$45,653.07
TOTAL	\$28,482.59	\$1,756.69	\$7.44	\$1,593.94	\$183.45	\$12,633.05	\$915.63	\$80.28	\$45,653.07
10 CIRCUIT									
RALEIGH	\$1,349.28	\$565.08	\$0.00	\$128.06	\$51.70	\$2,142.27	\$319.28	\$0.00	\$4,555.67
TOTAL	\$1,349.28	\$565.08	\$0.00	\$128.06	\$51.70	\$2,142.27	\$319.28	\$0.00	\$4,555.67
11 CIRCUIT									
GREENBRIER	\$3,991.80	\$155.21	\$8.70	\$11.53	\$32.85	\$4,043.30	\$0.00	\$141.43	\$8,384.82
POCAHONTAS	\$739.80	\$1,607.55	\$12.00	\$0.00	\$0.00	\$775.62	\$189.80	\$473.05	\$3,797.82
TOTAL	\$4,731.60	\$1,762.76	\$20.70	\$11.53	\$32.85	\$4,818.92	\$189.80	\$614.48	\$12,182.64
12 CIRCUIT									
FAYETTE	\$971.08	\$173.26	\$0.00	\$56.66	\$22.40	\$806.37	\$1,783.60	\$152.45	\$3,965.82
TOTAL	\$971.08	\$173.26	\$0.00	\$56.66	\$22.40	\$806.37	\$1,783.60	\$152.45	\$3,965.82
13 CIRCUIT									
KANAWHA	\$28,897.26	\$1,907.49	\$932.90	\$2,807.78	\$1,589.05	\$5,411.98	\$2,699.66	\$189.97	\$44,436.09
TOTAL	\$28,897.26	\$1,907.49	\$932.90	\$2,807.78	\$1,589.05	\$5,411.98	\$2,699.66	\$189.97	\$44,436.09
14 CIRCUIT									
BRAXTON	\$5,069.50	\$4,432.63	\$21.63	\$525.79	\$133.82	\$3,075.95	\$458.79	\$962.47	\$14,680.58
CLAY	\$4,259.41	\$2,532.96	\$0.00	\$510.96	\$0.00	\$190.90	\$95.24	\$343.64	\$7,933.11
GILMER	\$3,086.12	\$1,054.55	\$0.00	\$993.14	\$9.85	\$3,008.24	\$218.64	\$96.50	\$8,467.04
WEBSTER	\$10,365.08	\$865.28	\$46.31	\$301.03	\$60.19	\$2,933.38	\$651.99	\$123.63	\$15,346.89
TOTAL	\$22,780.11	\$8,885.42	\$67.94	\$2,330.92	\$203.86	\$9,208.47	\$1,424.66	\$1,526.24	\$46,427.62
15 CIRCUIT									
HARRISON	\$13,715.48	\$457.94	\$16.44	\$1,616.99	\$85.69	\$3,270.45	\$3,784.60	\$71.76	\$23,019.35
TOTAL	\$13,715.48	\$457.94	\$16.44	\$1,616.99	\$85.69	\$3,270.45	\$3,784.60	\$71.76	\$23,019.35
16 CIRCUIT									
MARION	\$36,140.78	\$3,591.64	\$18.67	\$3,150.24	\$1,043.50	\$4,365.29	\$2,026.23	\$501.68	\$50,838.03
TOTAL	\$36,140.78	\$3,591.64	\$18.67	\$3,150.24	\$1,043.50	\$4,365.29	\$2,026.23	\$501.68	\$50,838.03

**WEST VIRGINIA PUBLIC DEFENDER SERVICES
APPOINTED COUNSEL EXPENSES PAID BY CASE TYPE
FISCAL YEAR 2003**

CIRCUIT	FELONY	MISD	MENTAL HYGIENE	JUVENILE	PAROLE PROBAT REV	TERM ABUSE	HABEAS SUP. CT.	OTHER	TOTAL EXPENSES
17 CIRCUIT									
MONONGALIA	\$34,847.88	\$3,510.46	\$254.34	\$1,173.19	\$264.95	\$5,667.83	\$6,920.64	\$99.42	\$52,738.71
TOTAL	\$34,847.88	\$3,510.46	\$254.34	\$1,173.19	\$264.95	\$5,667.83	\$6,920.64	\$99.42	\$52,738.71
18 CIRCUIT									
PRESTON	\$3,228.60	\$353.97	\$0.00	\$942.15	\$94.40	\$10,876.66	\$5,781.30	\$182.55	\$21,459.63
TOTAL	\$3,228.60	\$353.97	\$0.00	\$942.15	\$94.40	\$10,876.66	\$5,781.30	\$182.55	\$21,459.63
19 CIRCUIT									
BARBOUR	\$11,034.96	\$273.68	\$11.60	\$43.52	\$0.00	\$470.72	\$0.00	\$0.00	\$11,834.48
TAYLOR	\$1,964.40	\$259.18	\$409.11	\$107.81	\$0.00	\$1,086.39	\$718.28	\$31.21	\$4,576.38
TOTAL	\$12,999.36	\$532.86	\$420.71	\$151.33	\$0.00	\$1,557.11	\$718.28	\$31.21	\$16,410.86
20 CIRCUIT									
RANDOLPH	\$7,407.71	\$1,799.59	\$2.92	\$1,064.20	\$133.79	\$3,332.65	\$300.75	\$112.19	\$14,153.80
TOTAL	\$7,407.71	\$1,799.59	\$2.92	\$1,064.20	\$133.79	\$3,332.65	\$300.75	\$112.19	\$14,153.80
21 CIRCUIT									
GRANT	\$2,548.70	\$299.80	\$0.00	\$737.68	\$420.72	\$2,730.92	\$128.40	\$1,364.10	\$8,230.32
MINERAL	\$37,742.27	\$6,161.15	\$3.60	\$1,488.35	\$510.92	\$2,462.55	\$2,772.59	\$70.50	\$51,211.93
TUCKER	\$2,534.92	\$137.34	\$18.25	\$82.44	\$38.69	\$454.63	\$0.00	\$0.00	\$3,266.27
TOTAL	\$42,825.89	\$6,598.29	\$21.85	\$2,308.47	\$970.33	\$5,648.10	\$2,900.99	\$1,434.60	\$62,708.52
22 CIRCUIT									
HAMPSHIRE	\$4,382.59	\$1,140.69	\$6.48	\$3,059.85	\$85.41	\$9,043.86	\$292.10	\$40.82	\$18,051.80
HARDY	\$6,208.96	\$6,148.92	\$0.00	\$2,725.30	\$142.73	\$5,976.58	\$0.00	\$33.82	\$21,236.31
PENDLETON	\$4,843.81	\$413.91	\$23.36	\$3,398.96	\$39.05	\$2,697.30	\$484.30	\$37.11	\$11,937.80
TOTAL	\$15,435.36	\$7,703.52	\$29.84	\$9,184.11	\$267.19	\$17,717.74	\$776.40	\$111.75	\$51,225.91
23 CIRCUIT									
BERKELEY	\$62,147.15	\$626.97	\$143.00	\$2,065.04	\$144.08	\$2,664.77	\$1,413.75	\$76.52	\$69,281.28
JEFFERSON	\$7,991.54	\$671.56	\$26.58	\$1,807.81	\$389.46	\$9,718.11	\$9,704.03	\$69.04	\$30,378.13
MORGAN	\$26,666.02	\$18.06	\$25.60	\$3,280.63	\$0.00	\$1,922.55	\$384.83	\$0.00	\$32,297.69
TOTAL	\$96,804.71	\$1,316.59	\$195.18	\$7,153.48	\$533.54	\$14,305.43	\$11,502.61	\$145.56	\$131,957.10
24 CIRCUIT									
WAYNE	\$15,850.06	\$1,188.44	\$283.56	\$2,683.42	\$597.10	\$7,042.66	\$126.07	\$186.48	\$27,957.79
TOTAL	\$15,850.06	\$1,188.44	\$283.56	\$2,683.42	\$597.10	\$7,042.66	\$126.07	\$186.48	\$27,957.79

**WEST VIRGINIA PUBLIC DEFENDER SERVICES
APPOINTED COUNSEL EXPENSES PAID BY CASE TYPE
FISCAL YEAR 2003**

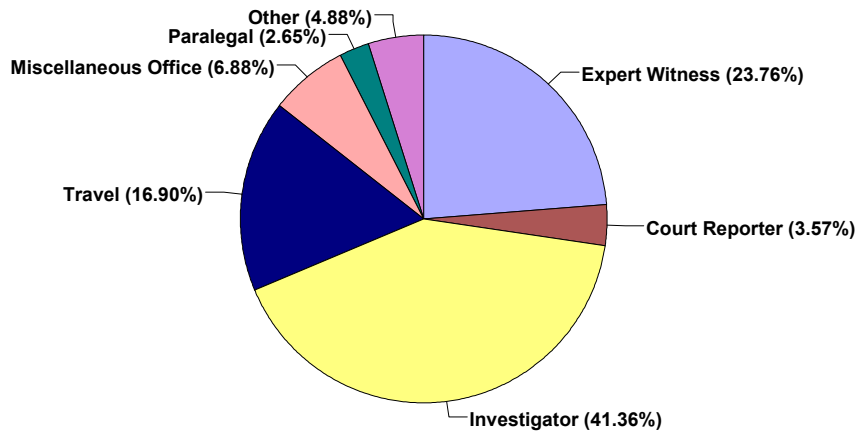
CIRCUIT	FELONY	MISD	MENTAL HYGIENE	JUVENILE	PAROLE PROBAT REV	TERM ABUSE	HABEAS SUP. CT.	OTHER	TOTAL EXPENSES
25 CIRCUIT									
BOONE	\$17,414.38	\$64.53	\$19.85	\$3,530.61	\$96.20	\$2,609.48	\$0.00	\$42.52	\$23,777.57
LINCOLN	\$9,126.12	\$573.28	\$264.30	\$1,444.86	\$276.82	\$1,671.64	\$204.18	\$1,161.76	\$14,722.96
TOTAL	\$26,540.50	\$637.81	\$284.15	\$4,975.47	\$373.02	\$4,281.12	\$204.18	\$1,204.28	\$38,500.53
26 CIRCUIT									
LEWIS	\$4,618.23	\$1,020.30	\$1,903.42	\$1,366.99	\$1,070.41	\$2,383.56	\$783.73	\$419.76	\$13,566.40
UPSHUR	\$6,554.40	\$2,240.68	\$15.90	\$1,061.99	\$1,841.56	\$1,015.29	\$261.71	\$146.39	\$13,137.92
TOTAL	\$11,172.63	\$3,260.98	\$1,919.32	\$2,428.98	\$2,911.97	\$3,398.85	\$1,045.44	\$566.15	\$26,704.32
27 CIRCUIT									
WYOMING	\$34,563.18	\$41,218.13	\$15.70	\$1,910.80	\$0.00	\$11,391.12	\$0.00	\$483.08	\$89,582.01
TOTAL	\$34,563.18	\$41,218.13	\$15.70	\$1,910.80	\$0.00	\$11,391.12	\$0.00	\$483.08	\$89,582.01
28 CIRCUIT									
NICHOLAS	\$2,183.28	\$287.98	\$0.00	\$260.52	\$34.95	\$3,236.60	\$387.88	\$0.00	\$6,391.21
TOTAL	\$2,183.28	\$287.98	\$0.00	\$260.52	\$34.95	\$3,236.60	\$387.88	\$0.00	\$6,391.21
29 CIRCUIT									
PUTNAM	\$27,859.42	\$3,310.19	\$562.43	\$1,501.73	\$241.89	\$1,200.57	\$1,206.73	\$114.42	\$35,997.38
TOTAL	\$27,859.42	\$3,310.19	\$562.43	\$1,501.73	\$241.89	\$1,200.57	\$1,206.73	\$114.42	\$35,997.38
30 CIRCUIT									
MINGO	\$4,358.39	\$812.00	\$39.20	\$357.12	\$21.08	\$3,781.85	\$2,090.58	\$235.53	\$11,695.75
TOTAL	\$4,358.39	\$812.00	\$39.20	\$357.12	\$21.08	\$3,781.85	\$2,090.58	\$235.53	\$11,695.75
31 CIRCUIT									
MONROE	\$8,749.07	\$2,357.39	\$31.39	\$406.86	\$0.00	\$1,720.02	\$0.00	\$0.00	\$13,264.73
SUMMERS	\$6,432.44	\$2,641.71	\$0.00	\$572.74	\$424.20	\$509.11	\$779.04	\$67.65	\$11,426.89
TOTAL	\$15,181.51	\$4,999.10	\$31.39	\$979.60	\$424.20	\$2,229.13	\$779.04	\$67.65	\$24,691.62
STATE TOTAL	\$797,208.52	\$213,545.12	\$8,798.16	\$65,976.23	\$16,934.05	\$218,282.68	\$76,049.62	\$12,345.25	\$1,409,139.63

**APPOINTED COUNSEL EXPENSES
BY CATEGORY**

Appointed Counsel Expenses by Category for FY 2003

Expert Witness	\$334,743.99
Court Reporter	\$50,369.82
Investigator	\$582,859.10
Travel	\$238,191.87
Miscellaneous Office	\$96,892.72
Paralegal	\$37,324.37
Other	\$68,757.76
Total Expenses	\$1,409,139.63

APPOINTED COUNSEL EXPENSES BY CATEGORY FOR FY 2003



**WEST VIRGINIA PUBLIC DEFENDER SERVICES
APPOINTED COUNSEL EXPENSES PAID BY CASE TYPE
FISCAL YEAR 2003**

CIRCUIT	FELONY	MISD	MENTAL HYGIENE	JUVENILE	PAROLE PROBAT REV	TERM ABUSE	HABEAS SUP. CT.	OTHER	TOTAL EXPENSES
01 CIRCUIT	\$37,012.65	\$1,800.52	\$901.46	\$585.20	\$149.85	\$19,898.89	\$2,245.42	\$203.96	\$62,797.95
02 CIRCUIT	\$1,319.08	\$133.48	\$695.66	\$61.18	\$158.54	\$2,438.20	\$0.00	\$36.15	\$4,842.29
03 CIRCUIT	\$23,213.70	\$9,613.05	\$51.84	\$2,492.66	\$251.39	\$4,292.08	\$969.45	\$363.68	\$41,247.85
04 CIRCUIT	\$159,476.70	\$99,813.27	\$1,920.45	\$10,708.89	\$5,862.30	\$42,878.14	\$20,592.04	\$3,290.19	\$344,541.98
05 CIRCUIT	\$23,620.43	\$3,244.88	\$104.07	\$720.51	\$105.03	\$3,449.01	\$1,320.49	\$156.62	\$32,721.04
06 CIRCUIT	\$30,169.49	\$459.38	\$0.00	\$2,147.11	\$17.88	\$5,135.99	\$2,531.53	\$151.31	\$40,612.69
07 CIRCUIT	\$9,924.34	\$1,801.33	\$0.00	\$478.03	\$308.15	\$1,128.73	\$475.31	\$31.61	\$14,147.50
08 CIRCUIT	\$24,145.47	\$49.02	\$0.00	\$11.96	\$0.00	\$737.42	\$31.03	\$0.00	\$24,974.90
09 CIRCUIT	\$28,482.59	\$1,756.69	\$7.44	\$1,593.94	\$183.45	\$12,633.05	\$915.63	\$80.28	\$45,653.07
10 CIRCUIT	\$1,349.28	\$565.08	\$0.00	\$128.06	\$51.70	\$2,142.27	\$319.28	\$0.00	\$4,555.67
11 CIRCUIT	\$4,731.60	\$1,762.76	\$20.70	\$11.53	\$32.85	\$4,818.92	\$189.80	\$614.48	\$12,182.64
12 CIRCUIT	\$971.08	\$173.26	\$0.00	\$56.66	\$22.40	\$806.37	\$1,783.60	\$152.45	\$3,965.82
13 CIRCUIT	\$28,897.26	\$1,907.49	\$932.90	\$2,807.78	\$1,589.05	\$5,411.98	\$2,699.66	\$189.97	\$44,436.09
14 CIRCUIT	\$22,780.11	\$8,885.42	\$67.94	\$2,330.92	\$203.86	\$9,208.47	\$1,424.66	\$1,526.24	\$46,427.62
15 CIRCUIT	\$13,715.48	\$457.94	\$16.44	\$1,616.99	\$85.69	\$3,270.45	\$3,784.60	\$71.76	\$23,019.35
16 CIRCUIT	\$36,140.78	\$3,591.64	\$18.67	\$3,150.24	\$1,043.50	\$4,365.29	\$2,026.23	\$501.68	\$50,838.03
17 CIRCUIT	\$34,847.88	\$3,510.46	\$254.34	\$1,173.19	\$264.95	\$5,667.83	\$6,920.64	\$99.42	\$52,738.71
18 CIRCUIT	\$3,228.60	\$353.97	\$0.00	\$942.15	\$94.40	\$10,876.66	\$5,781.30	\$182.55	\$21,459.63
19 CIRCUIT	\$12,999.36	\$532.86	\$420.71	\$151.33	\$0.00	\$1,557.11	\$718.28	\$31.21	\$16,410.86
20 CIRCUIT	\$7,407.71	\$1,799.59	\$2.92	\$1,064.20	\$133.79	\$3,332.65	\$300.75	\$112.19	\$14,153.80
21 CIRCUIT	\$42,825.89	\$6,598.29	\$21.85	\$2,308.47	\$970.33	\$5,648.10	\$2,900.99	\$1,434.60	\$62,708.52
22 CIRCUIT	\$15,435.36	\$7,703.52	\$29.84	\$9,184.11	\$267.19	\$17,717.74	\$776.40	\$111.75	\$51,225.91
23 CIRCUIT	\$96,804.71	\$1,316.59	\$195.18	\$7,153.48	\$533.54	\$14,305.43	\$11,502.61	\$145.56	\$131,957.10
24 CIRCUIT	\$15,850.06	\$1,188.44	\$283.56	\$2,683.42	\$597.10	\$7,042.66	\$126.07	\$186.48	\$27,957.79
25 CIRCUIT	\$26,540.50	\$637.81	\$284.15	\$4,975.47	\$373.02	\$4,281.12	\$204.18	\$1,204.28	\$38,500.53
26 CIRCUIT	\$11,172.63	\$3,260.98	\$1,919.32	\$2,428.98	\$2,911.97	\$3,398.85	\$1,045.44	\$566.15	\$26,704.32
27 CIRCUIT	\$34,563.18	\$41,218.13	\$15.70	\$1,910.80	\$0.00	\$11,391.12	\$0.00	\$483.08	\$89,582.01
28 CIRCUIT	\$2,183.28	\$287.98	\$0.00	\$260.52	\$34.95	\$3,236.60	\$387.88	\$0.00	\$6,391.21
29 CIRCUIT	\$27,859.42	\$3,310.19	\$562.43	\$1,501.73	\$241.89	\$1,200.57	\$1,206.73	\$114.42	\$35,997.38
30 CIRCUIT	\$4,358.39	\$812.00	\$39.20	\$357.12	\$21.08	\$3,781.85	\$2,090.58	\$235.53	\$11,695.75
31 CIRCUIT	\$15,181.51	\$4,999.10	\$31.39	\$979.60	\$424.20	\$2,229.13	\$779.04	\$67.65	\$24,691.62
STATE TOTAL	\$797,208.52	\$213,545.12	\$8,798.16	\$65,976.23	\$16,934.05	\$218,282.68	\$76,049.62	\$12,345.25	\$1,409,139.63

**WEST VIRGINIA PUBLIC DEFENDER SERVICES
APPOINTED COUNSEL EXPENSES PAID BY CASE TYPE
FISCAL YEAR 2003**

CIRCUIT	FELONY	MISD	MENTAL HYGIENE	JUVENILE	PAROLE PROBAT REV	TERM ABUSE	HABEAS SUP. CT.	OTHER	TOTAL EXPENSES
01 CIRCUIT									
BROOKE	\$1,336.73	\$267.25	\$572.35	\$191.81	\$0.00	\$1,012.23	\$532.17	\$106.61	\$4,019.15
HANCOCK	\$11,748.79	\$1,189.55	\$326.71	\$108.98	\$124.90	\$1,137.94	\$94.09	\$0.00	\$14,730.96
OHIO	\$23,927.13	\$343.72	\$2.40	\$284.41	\$24.95	\$17,748.72	\$1,619.16	\$97.35	\$44,047.84
TOTAL	\$37,012.65	\$1,800.52	\$901.46	\$585.20	\$149.85	\$19,898.89	\$2,245.42	\$203.96	\$62,797.95
02 CIRCUIT									
MARSHALL	\$141.56	\$62.63	\$41.18	\$13.36	\$57.04	\$1,614.72	\$0.00	\$36.15	\$1,966.64
TYLER	\$1,115.60	\$29.51	\$79.82	\$0.00	\$0.00	\$494.03	\$0.00	\$0.00	\$1,718.96
WETZEL	\$61.92	\$41.34	\$574.66	\$47.82	\$101.50	\$329.45	\$0.00	\$0.00	\$1,156.69
TOTAL	\$1,319.08	\$133.48	\$695.66	\$61.18	\$158.54	\$2,438.20	\$0.00	\$36.15	\$4,842.29
03 CIRCUIT									
DODDRIDGE	\$9,157.58	\$3,765.52	\$23.36	\$500.65	\$49.02	\$1,435.17	\$251.24	\$243.97	\$15,426.51
PLEASANTS	\$8,065.03	\$1,555.60	\$27.74	\$15.35	\$202.37	\$834.00	\$718.21	\$104.60	\$11,522.90
RITCHIE	\$5,991.09	\$4,291.93	\$0.74	\$1,976.66	\$0.00	\$2,022.91	\$0.00	\$15.11	\$14,298.44
TOTAL	\$23,213.70	\$9,613.05	\$51.84	\$2,492.66	\$251.39	\$4,292.08	\$969.45	\$363.68	\$41,247.85
04 CIRCUIT									
WIRT	\$1,490.80	\$1,862.93	\$0.00	\$737.24	\$31.70	\$789.54	\$4,499.04	\$235.03	\$9,646.28
WOOD	\$157,985.90	\$97,950.34	\$1,920.45	\$9,971.65	\$5,830.60	\$42,088.60	\$16,093.00	\$3,055.16	\$334,895.70
TOTAL	\$159,476.70	\$99,813.27	\$1,920.45	\$10,708.89	\$5,862.30	\$42,878.14	\$20,592.04	\$3,290.19	\$344,541.98
05 CIRCUIT									
CALHOUN	\$267.63	\$19.32	\$40.60	\$0.00	\$0.00	\$263.10	\$0.00	\$45.88	\$636.53
JACKSON	\$1,898.73	\$836.29	\$16.64	\$158.30	\$68.03	\$976.67	\$1,316.19	\$93.52	\$5,364.37
MASON	\$18,251.72	\$1,417.72	\$37.46	\$538.29	\$37.00	\$483.02	\$4.30	\$17.22	\$20,786.73
ROANE	\$3,202.35	\$971.55	\$9.37	\$23.92	\$0.00	\$1,726.22	\$0.00	\$0.00	\$5,933.41
TOTAL	\$23,620.43	\$3,244.88	\$104.07	\$720.51	\$105.03	\$3,449.01	\$1,320.49	\$156.62	\$32,721.04
06 CIRCUIT									
CABELL	\$30,169.49	\$459.38	\$0.00	\$2,147.11	\$17.88	\$5,135.99	\$2,531.53	\$151.31	\$40,612.69
TOTAL	\$30,169.49	\$459.38	\$0.00	\$2,147.11	\$17.88	\$5,135.99	\$2,531.53	\$151.31	\$40,612.69
07 CIRCUIT									
LOGAN	\$9,924.34	\$1,801.33	\$0.00	\$478.03	\$308.15	\$1,128.73	\$475.31	\$31.61	\$14,147.50
TOTAL	\$9,924.34	\$1,801.33	\$0.00	\$478.03	\$308.15	\$1,128.73	\$475.31	\$31.61	\$14,147.50

**WEST VIRGINIA PUBLIC DEFENDER SERVICES
APPOINTED COUNSEL EXPENSES PAID BY CASE TYPE
FISCAL YEAR 2003**

CIRCUIT	FELONY	MISD	MENTAL HYGIENE	JUVENILE	PAROLE PROBAT REV	TERM ABUSE	HABEAS SUP. CT.	OTHER	TOTAL EXPENSES
08 CIRCUIT									
MCDOWELL	\$24,145.47	\$49.02	\$0.00	\$11.96	\$0.00	\$737.42	\$31.03	\$0.00	\$24,974.90
TOTAL	\$24,145.47	\$49.02	\$0.00	\$11.96	\$0.00	\$737.42	\$31.03	\$0.00	\$24,974.90
09 CIRCUIT									
MERCER	\$28,482.59	\$1,756.69	\$7.44	\$1,593.94	\$183.45	\$12,633.05	\$915.63	\$80.28	\$45,653.07
TOTAL	\$28,482.59	\$1,756.69	\$7.44	\$1,593.94	\$183.45	\$12,633.05	\$915.63	\$80.28	\$45,653.07
10 CIRCUIT									
RALEIGH	\$1,349.28	\$565.08	\$0.00	\$128.06	\$51.70	\$2,142.27	\$319.28	\$0.00	\$4,555.67
TOTAL	\$1,349.28	\$565.08	\$0.00	\$128.06	\$51.70	\$2,142.27	\$319.28	\$0.00	\$4,555.67
11 CIRCUIT									
GREENBRIER	\$3,991.80	\$155.21	\$8.70	\$11.53	\$32.85	\$4,043.30	\$0.00	\$141.43	\$8,384.82
POCAHONTAS	\$739.80	\$1,607.55	\$12.00	\$0.00	\$0.00	\$775.62	\$189.80	\$473.05	\$3,797.82
TOTAL	\$4,731.60	\$1,762.76	\$20.70	\$11.53	\$32.85	\$4,818.92	\$189.80	\$614.48	\$12,182.64
12 CIRCUIT									
FAYETTE	\$971.08	\$173.26	\$0.00	\$56.66	\$22.40	\$806.37	\$1,783.60	\$152.45	\$3,965.82
TOTAL	\$971.08	\$173.26	\$0.00	\$56.66	\$22.40	\$806.37	\$1,783.60	\$152.45	\$3,965.82
13 CIRCUIT									
KANAWHA	\$28,897.26	\$1,907.49	\$932.90	\$2,807.78	\$1,589.05	\$5,411.98	\$2,699.66	\$189.97	\$44,436.09
TOTAL	\$28,897.26	\$1,907.49	\$932.90	\$2,807.78	\$1,589.05	\$5,411.98	\$2,699.66	\$189.97	\$44,436.09
14 CIRCUIT									
BRAXTON	\$5,069.50	\$4,432.63	\$21.63	\$525.79	\$133.82	\$3,075.95	\$458.79	\$962.47	\$14,680.58
CLAY	\$4,259.41	\$2,532.96	\$0.00	\$510.96	\$0.00	\$190.90	\$95.24	\$343.64	\$7,933.11
GILMER	\$3,086.12	\$1,054.55	\$0.00	\$993.14	\$9.85	\$3,008.24	\$218.64	\$96.50	\$8,467.04
WEBSTER	\$10,365.08	\$865.28	\$46.31	\$301.03	\$60.19	\$2,933.38	\$651.99	\$123.63	\$15,346.89
TOTAL	\$22,780.11	\$8,885.42	\$67.94	\$2,330.92	\$203.86	\$9,208.47	\$1,424.66	\$1,526.24	\$46,427.62
15 CIRCUIT									
HARRISON	\$13,715.48	\$457.94	\$16.44	\$1,616.99	\$85.69	\$3,270.45	\$3,784.60	\$71.76	\$23,019.35
TOTAL	\$13,715.48	\$457.94	\$16.44	\$1,616.99	\$85.69	\$3,270.45	\$3,784.60	\$71.76	\$23,019.35
16 CIRCUIT									
MARION	\$36,140.78	\$3,591.64	\$18.67	\$3,150.24	\$1,043.50	\$4,365.29	\$2,026.23	\$501.68	\$50,838.03
TOTAL	\$36,140.78	\$3,591.64	\$18.67	\$3,150.24	\$1,043.50	\$4,365.29	\$2,026.23	\$501.68	\$50,838.03

**WEST VIRGINIA PUBLIC DEFENDER SERVICES
APPOINTED COUNSEL EXPENSES PAID BY CASE TYPE
FISCAL YEAR 2003**

CIRCUIT	FELONY	MISD	MENTAL HYGIENE	JUVENILE	PAROLE PROBAT REV	TERM ABUSE	HABEAS SUP. CT.	OTHER	TOTAL EXPENSES
17 CIRCUIT									
MONONGALIA	\$34,847.88	\$3,510.46	\$254.34	\$1,173.19	\$264.95	\$5,667.83	\$6,920.64	\$99.42	\$52,738.71
TOTAL	\$34,847.88	\$3,510.46	\$254.34	\$1,173.19	\$264.95	\$5,667.83	\$6,920.64	\$99.42	\$52,738.71
18 CIRCUIT									
PRESTON	\$3,228.60	\$353.97	\$0.00	\$942.15	\$94.40	\$10,876.66	\$5,781.30	\$182.55	\$21,459.63
TOTAL	\$3,228.60	\$353.97	\$0.00	\$942.15	\$94.40	\$10,876.66	\$5,781.30	\$182.55	\$21,459.63
19 CIRCUIT									
BARBOUR	\$11,034.96	\$273.68	\$11.60	\$43.52	\$0.00	\$470.72	\$0.00	\$0.00	\$11,834.48
TAYLOR	\$1,964.40	\$259.18	\$409.11	\$107.81	\$0.00	\$1,086.39	\$718.28	\$31.21	\$4,576.38
TOTAL	\$12,999.36	\$532.86	\$420.71	\$151.33	\$0.00	\$1,557.11	\$718.28	\$31.21	\$16,410.86
20 CIRCUIT									
RANDOLPH	\$7,407.71	\$1,799.59	\$2.92	\$1,064.20	\$133.79	\$3,332.65	\$300.75	\$112.19	\$14,153.80
TOTAL	\$7,407.71	\$1,799.59	\$2.92	\$1,064.20	\$133.79	\$3,332.65	\$300.75	\$112.19	\$14,153.80
21 CIRCUIT									
GRANT	\$2,548.70	\$299.80	\$0.00	\$737.68	\$420.72	\$2,730.92	\$128.40	\$1,364.10	\$8,230.32
MINERAL	\$37,742.27	\$6,161.15	\$3.60	\$1,488.35	\$510.92	\$2,462.55	\$2,772.59	\$70.50	\$51,211.93
TUCKER	\$2,534.92	\$137.34	\$18.25	\$82.44	\$38.69	\$454.63	\$0.00	\$0.00	\$3,266.27
TOTAL	\$42,825.89	\$6,598.29	\$21.85	\$2,308.47	\$970.33	\$5,648.10	\$2,900.99	\$1,434.60	\$62,708.52
22 CIRCUIT									
HAMPSHIRE	\$4,382.59	\$1,140.69	\$6.48	\$3,059.85	\$85.41	\$9,043.86	\$292.10	\$40.82	\$18,051.80
HARDY	\$6,208.96	\$6,148.92	\$0.00	\$2,725.30	\$142.73	\$5,976.58	\$0.00	\$33.82	\$21,236.31
PENDLETON	\$4,843.81	\$413.91	\$23.36	\$3,398.96	\$39.05	\$2,697.30	\$484.30	\$37.11	\$11,937.80
TOTAL	\$15,435.36	\$7,703.52	\$29.84	\$9,184.11	\$267.19	\$17,717.74	\$776.40	\$111.75	\$51,225.91
23 CIRCUIT									
BERKELEY	\$62,147.15	\$626.97	\$143.00	\$2,065.04	\$144.08	\$2,664.77	\$1,413.75	\$76.52	\$69,281.28
JEFFERSON	\$7,991.54	\$671.56	\$26.58	\$1,807.81	\$389.46	\$9,718.11	\$9,704.03	\$69.04	\$30,378.13
MORGAN	\$26,666.02	\$18.06	\$25.60	\$3,280.63	\$0.00	\$1,922.55	\$384.83	\$0.00	\$32,297.69
TOTAL	\$96,804.71	\$1,316.59	\$195.18	\$7,153.48	\$533.54	\$14,305.43	\$11,502.61	\$145.56	\$131,957.10
24 CIRCUIT									
WAYNE	\$15,850.06	\$1,188.44	\$283.56	\$2,683.42	\$597.10	\$7,042.66	\$126.07	\$186.48	\$27,957.79
TOTAL	\$15,850.06	\$1,188.44	\$283.56	\$2,683.42	\$597.10	\$7,042.66	\$126.07	\$186.48	\$27,957.79

**WEST VIRGINIA PUBLIC DEFENDER SERVICES
APPOINTED COUNSEL EXPENSES PAID BY CASE TYPE
FISCAL YEAR 2003**

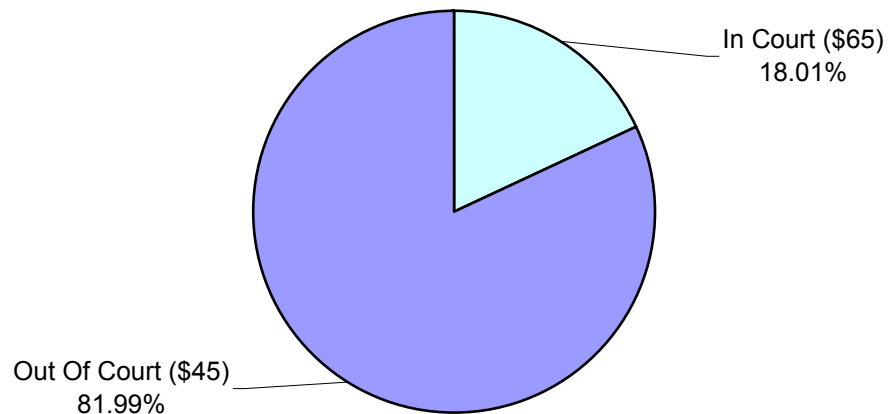
CIRCUIT	FELONY	MISD	MENTAL HYGIENE	JUVENILE	PAROLE PROBAT REV	TERM ABUSE	HABEAS SUP. CT.	OTHER	TOTAL EXPENSES
25 CIRCUIT									
BOONE	\$17,414.38	\$64.53	\$19.85	\$3,530.61	\$96.20	\$2,609.48	\$0.00	\$42.52	\$23,777.57
LINCOLN	\$9,126.12	\$573.28	\$264.30	\$1,444.86	\$276.82	\$1,671.64	\$204.18	\$1,161.76	\$14,722.96
TOTAL	\$26,540.50	\$637.81	\$284.15	\$4,975.47	\$373.02	\$4,281.12	\$204.18	\$1,204.28	\$38,500.53
26 CIRCUIT									
LEWIS	\$4,618.23	\$1,020.30	\$1,903.42	\$1,366.99	\$1,070.41	\$2,383.56	\$783.73	\$419.76	\$13,566.40
UPSHUR	\$6,554.40	\$2,240.68	\$15.90	\$1,061.99	\$1,841.56	\$1,015.29	\$261.71	\$146.39	\$13,137.92
TOTAL	\$11,172.63	\$3,260.98	\$1,919.32	\$2,428.98	\$2,911.97	\$3,398.85	\$1,045.44	\$566.15	\$26,704.32
27 CIRCUIT									
WYOMING	\$34,563.18	\$41,218.13	\$15.70	\$1,910.80	\$0.00	\$11,391.12	\$0.00	\$483.08	\$89,582.01
TOTAL	\$34,563.18	\$41,218.13	\$15.70	\$1,910.80	\$0.00	\$11,391.12	\$0.00	\$483.08	\$89,582.01
28 CIRCUIT									
NICHOLAS	\$2,183.28	\$287.98	\$0.00	\$260.52	\$34.95	\$3,236.60	\$387.88	\$0.00	\$6,391.21
TOTAL	\$2,183.28	\$287.98	\$0.00	\$260.52	\$34.95	\$3,236.60	\$387.88	\$0.00	\$6,391.21
29 CIRCUIT									
PUTNAM	\$27,859.42	\$3,310.19	\$562.43	\$1,501.73	\$241.89	\$1,200.57	\$1,206.73	\$114.42	\$35,997.38
TOTAL	\$27,859.42	\$3,310.19	\$562.43	\$1,501.73	\$241.89	\$1,200.57	\$1,206.73	\$114.42	\$35,997.38
30 CIRCUIT									
MINGO	\$4,358.39	\$812.00	\$39.20	\$357.12	\$21.08	\$3,781.85	\$2,090.58	\$235.53	\$11,695.75
TOTAL	\$4,358.39	\$812.00	\$39.20	\$357.12	\$21.08	\$3,781.85	\$2,090.58	\$235.53	\$11,695.75
31 CIRCUIT									
MONROE	\$8,749.07	\$2,357.39	\$31.39	\$406.86	\$0.00	\$1,720.02	\$0.00	\$0.00	\$13,264.73
SUMMERS	\$6,432.44	\$2,641.71	\$0.00	\$572.74	\$424.20	\$509.11	\$779.04	\$67.65	\$11,426.89
TOTAL	\$15,181.51	\$4,999.10	\$31.39	\$979.60	\$424.20	\$2,229.13	\$779.04	\$67.65	\$24,691.62
STATE TOTAL	\$797,208.52	\$213,545.12	\$8,798.16	\$65,976.23	\$16,934.05	\$218,282.68	\$76,049.62	\$12,345.25	\$1,409,139.63

**APPOINTED COUNSEL HOURS
IN COURT/OUT OF COURT**

**APPOINTED COUNSEL HOURS PAID IN COURT/OUT OF COURT
FOR FY 2003**

In Court (\$65)	47,106.8
Out Of Court (\$45)	214,449.6
Total Hours Paid	261,556.4

**APPOINTED COUNSEL HOURS PAID FY 2003
IN COURT/OUT OF COURT**



**WEST VIRGINIA PUBLIC DEFENDER SERVICES
APPOINTED COUNSEL IN/OUT OF COURT HOURS
FISCAL YEAR 2003**

CIRCUIT	IN COURT	OUT OF COURT	TOTAL HOURS
01 CIRCUIT TOTAL	1,381.0	9,051.1	10,432.1
02 CIRCUIT TOTAL	631.8	2,205.9	2,837.7
03 CIRCUIT TOTAL	726.7	5,076.7	5,803.4
04 CIRCUIT TOTAL	4,226.5	26,337.8	30,564.3
05 CIRCUIT TOTAL	2,019.9	7,411.4	9,431.3
06 CIRCUIT TOTAL	3,079.3	7,026.2	10,105.5
07 CIRCUIT TOTAL	995.0	5,562.6	6,557.6
08 CIRCUIT TOTAL	930.4	5,758.3	6,688.7
09 CIRCUIT TOTAL	2,570.9	6,721.8	9,292.7
10 CIRCUIT TOTAL	998.9	4,232.1	5,231.0
11 CIRCUIT TOTAL	500.2	3,006.6	3,506.8
12 CIRCUIT TOTAL	288.8	1,724.1	2,012.9
13 CIRCUIT TOTAL	4,311.1	14,047.0	18,358.1
14 CIRCUIT TOTAL	1,443.1	7,413.9	8,857.0
15 CIRCUIT TOTAL	594.6	5,469.7	6,064.3
16 CIRCUIT TOTAL	2,196.1	14,940.7	17,136.8
17 CIRCUIT TOTAL	1,865.7	11,260.6	13,126.3
18 CIRCUIT TOTAL	672.0	3,601.3	4,273.3
19 CIRCUIT TOTAL	1,137.2	6,802.6	7,939.8
20 CIRCUIT TOTAL	1,204.2	4,236.5	5,440.7
21 CIRCUIT TOTAL	1,433.2	7,513.9	8,947.1
22 CIRCUIT TOTAL	1,597.2	6,467.0	8,064.2
23 CIRCUIT TOTAL	2,554.1	8,818.3	11,372.4
24 CIRCUIT TOTAL	1,115.6	3,265.0	4,380.6
25 CIRCUIT TOTAL	2,083.2	6,593.4	8,676.6
26 CIRCUIT TOTAL	1,685.1	7,792.5	9,477.6
27 CIRCUIT TOTAL	960.9	6,013.0	6,973.9
28 CIRCUIT TOTAL	532.4	2,241.7	2,774.1
29 CIRCUIT TOTAL	1,588.7	7,149.7	8,738.4
30 CIRCUIT TOTAL	1,197.9	3,920.8	5,118.7
31 CIRCUIT TOTAL	585.1	2,787.5	3,372.6
STATE TOTAL	47,106.8	214,449.6	261,556.4

**WEST VIRGINIA PUBLIC DEFENDER SERVICES
APPOINTED COUNSEL IN/OUT OF COURT HOURS
FISCAL YEAR 2003**

CIRCUIT/COUNTY	IN COURT	OUT OF COURT	TOTAL HOURS
01 CIRCUIT			
BROOKE	243.0	1,589.7	1,832.7
HANCOCK	406.0	2,154.9	2,560.9
OHIO	732.0	5,306.5	6,038.5
TOTAL	1,381.0	9,051.1	10,432.1
02 CIRCUIT			
MARSHALL	384.9	1,385.6	1,770.5
TYLER	86.5	377.6	464.1
WETZEL	160.4	442.7	603.1
TOTAL	631.8	2,205.9	2,837.7
03 CIRCUIT			
DODDRIDGE	252.7	1,751.5	2,004.2
PLEASANTS	222.3	1,691.4	1,913.7
RITCHIE	251.7	1,633.8	1,885.5
TOTAL	726.7	5,076.7	5,803.4
04 CIRCUIT			
WIRT	210.3	939.7	1,150.0
WOOD	4,016.2	25,398.1	29,414.3
TOTAL	4,226.5	26,337.8	30,564.3
05 CIRCUIT			
CALHOUN	143.6	346.8	490.4
JACKSON	446.2	1,417.4	1,863.6
MASON	1,007.2	4,728.1	5,735.3
ROANE	422.9	919.1	1,342.0
TOTAL	2,019.9	7,411.4	9,431.3
06 CIRCUIT			
CABELL	3,079.3	7,026.2	10,105.5
TOTAL	3,079.3	7,026.2	10,105.5
07 CIRCUIT			
LOGAN	995.0	5,562.6	6,557.6
TOTAL	995.0	5,562.6	6,557.6
08 CIRCUIT			
MCDOWELL	930.4	5,758.3	6,688.7
TOTAL	930.4	5,758.3	6,688.7
09 CIRCUIT			
MERCER	2,570.9	6,721.8	9,292.7
TOTAL	2,570.9	6,721.8	9,292.7
10 CIRCUIT			
RALEIGH	998.9	4,232.1	5,231.0
TOTAL	998.9	4,232.1	5,231.0
11 CIRCUIT			
GREENBRIER	394.7	2,001.3	2,396.0
POCAHONTAS	105.5	1,005.3	1,110.8
TOTAL	500.2	3,006.6	3,506.8
12 CIRCUIT			
FAYETTE	288.8	1,724.1	2,012.9
TOTAL	288.8	1,724.1	2,012.9

**WEST VIRGINIA PUBLIC DEFENDER SERVICES
APPOINTED COUNSEL IN/OUT OF COURT HOURS
FISCAL YEAR 2003**

CIRCUIT/COUNTY	IN COURT	OUT OF COURT	TOTAL HOURS
13 CIRCUIT			
KANAWHA	4,311.1	14,047.0	18,358.1
TOTAL	4,311.1	14,047.0	18,358.1
14 CIRCUIT			
BRAXTON	483.4	2,546.6	3,030.0
CLAY	374.9	1,407.4	1,782.3
GILMER	186.4	1,133.3	1,319.7
WEBSTER	398.4	2,326.6	2,725.0
TOTAL	1,443.1	7,413.9	8,857.0
15 CIRCUIT			
HARRISON	594.6	5,469.7	6,064.3
TOTAL	594.6	5,469.7	6,064.3
16 CIRCUIT			
MARION	2,196.1	14,940.7	17,136.8
TOTAL	2,196.1	14,940.7	17,136.8
17 CIRCUIT			
MONONGALIA	1,865.7	11,260.6	13,126.3
TOTAL	1,865.7	11,260.6	13,126.3
18 CIRCUIT			
PRESTON	672.0	3,601.3	4,273.3
TOTAL	672.0	3,601.3	4,273.3
19 CIRCUIT			
BARBOUR	550.6	2,715.7	3,266.3
TAYLOR	586.6	4,086.9	4,673.5
TOTAL	1,137.2	6,802.6	7,939.8
20 CIRCUIT			
RANDOLPH	1,204.2	4,236.5	5,440.7
TOTAL	1,204.2	4,236.5	5,440.7
21 CIRCUIT			
GRANT	254.1	1,622.2	1,876.3
MINERAL	1,115.6	5,437.9	6,553.5
TUCKER	63.5	453.8	517.3
TOTAL	1,433.2	7,513.9	8,947.1
22 CIRCUIT			
HAMPSHIRE	906.1	3,108.0	4,014.1
HARDY	467.8	2,164.1	2,631.9
PENDLETON	223.3	1,194.9	1,418.2
TOTAL	1,597.2	6,467.0	8,064.2
23 CIRCUIT			
BERKELEY	1,536.6	5,060.6	6,597.2
JEFFERSON	614.5	2,566.2	3,180.7
MORGAN	403.0	1,191.5	1,594.5
TOTAL	2,554.1	8,818.3	11,372.4
24 CIRCUIT			
WAYNE	1,115.6	3,265.0	4,380.6
TOTAL	1,115.6	3,265.0	4,380.6
25 CIRCUIT			
BOONE	1,406.4	3,727.2	5,133.6
LINCOLN	676.8	2,866.2	3,543.0
TOTAL	2,083.2	6,593.4	8,676.6

**WEST VIRGINIA PUBLIC DEFENDER SERVICES
APPOINTED COUNSEL IN/OUT OF COURT HOURS
FISCAL YEAR 2003**

CIRCUIT/COUNTY	IN COURT	OUT OF COURT	TOTAL HOURS
26 CIRCUIT			
LEWIS	933.9	3,811.8	4,745.7
UPSHUR	751.2	3,980.7	4,731.9
TOTAL	1,685.1	7,792.5	9,477.6
27 CIRCUIT			
WYOMING	960.9	6,013.0	6,973.9
TOTAL	960.9	6,013.0	6,973.9
28 CIRCUIT			
NICHOLAS	532.4	2,241.7	2,774.1
TOTAL	532.4	2,241.7	2,774.1
29 CIRCUIT			
PUTNAM	1,588.7	7,149.7	8,738.4
TOTAL	1,588.7	7,149.7	8,738.4
30 CIRCUIT			
MINGO	1,197.9	3,920.8	5,118.7
TOTAL	1,197.9	3,920.8	5,118.7
31 CIRCUIT			
MONROE	215.7	1,025.1	1,240.8
SUMMERS	369.4	1,762.4	2,131.8
TOTAL	585.1	2,787.5	3,372.6
STATE TOTAL	47,106.8	214,449.6	261,556.4

**APPENDIX B:
PUBLIC DEFENDER CORPORATIONS
STATISTICAL INFORMATION**

**PUBLIC DEFENDER CORPORATIONS
BOARDS OF DIRECTORS CHAIRPERSONS
AS OF JUNE 30, 2003**

CIRCUIT	COUNTIES	CHAIRS
1 st	BROOKE HANCOCK OHIO	ARCH W. RILEY, ESQ., ACT. CHAIR Bailey, Riley, Buch & Harmon Riley Building, Suite 900 Post Office Box 631 Wheeling, West Virginia 26003
2 nd	MARSHALL TYLER WETZEL	VICKI VOORHIS, CHAIR 250 Foundry Street New Martinsville, West Virginia 26155
5 th	CALHOUN JACKSON MASON ROANE	JEANETTE ATKINSON, CHAIR Post Office Box 1049 Spencer, West Virginia 25276
6 th / 24 th	CABELL WAYNE	JOHN F. CYRUS, ESQ., CHAIR 636 Fourth Avenue Huntington, West Virginia 25701
7 th	LOGAN	DON WANDLING, ESQ., CHAIR 111 Stratton Street Logan, West Virginia 25601
8 th	MCDOWELL	RONALD HASSAN, ESQ., CHAIR Post Office Box 1054 Welch, West Virginia 24801
9 th	MERCER	WILLIAM O. HUFFMAN, ESQ., CHAIR 210 South Walker Street Princeton, West Virginia 24740
10 th	RALEIGH	TIM R. BERRY, CHAIR 612 Johnstown Road Beckley, West Virginia 25801
11 th	GREENBRIER POCAHONTAS	RONALD F. MILLER, CHAIR Route 6 Box 359 Lewisburg, West Virginia 24901
12 th	FAYETTE	D. CLINTON GALLAHER IV., ESQ., ACTING CHAIR Post Office Box 127 Fayetteville, West Virginia 25840

Public Defender Corporations Board Chairs Continued

CIRCUIT	COUNTIES	CHAIRS
13 th	KANAWHA	LONNIE SIMMONS, ESQ., CHAIR 604 Virginia Street, E.# 200 Charleston, West Virginia 25301
15 th	HARRISON	GEORGE F. FORDHAM JR.,ESQ., CHAIR 321 West Main Street Goff Building , Suite 500 Clarksburg, West Virginia 26301
18 th	PRESTON	CHARLES BROWN, ESQ., CHAIR 145 Seemont Drive Kingwood, West Virginia 26537
23 rd	BERKELEY JEFFERSON MORGAN	NORWOOD BENTLEY ESQ., ACT. CHAIR Post Office Box 1419 Martinsburg, West Virginia 25401
25 th	BOONE LINCOLN	GEORGE D. BLIZZARD, II., ESQ., CHAIR Post Office Box 69 Madison, West Virginia 25130
28 th	NICHOLAS	CLYDE BAILES, ESQ., ACT. CHAIR c/o Community Trust 507 Main Street Post Office Box 400 Summersville, West Virginia 26651
30 th	MINGO	JANE MORAN, ESQ., CHAIR Post Office Box 171 Williamson, West Virginia 25661

**WV PUBLIC DEFENDER SERVICES GRANTS
CASH DISBURSEMENTS TO PUBLIC DEFENDER CORPORATIONS
JULY 1, 2002 TO JUNE 30, 2003**

CIRCUIT	BUDGETED	DISBURSED	BUDGET
1ST	\$883,592.00	\$686,154.00	\$197,438.00
2ND	\$563,109.00	\$502,732.00	\$60,377.00
5TH	\$559,001.00	\$529,001.00	\$30,000.00
6TH / 24TH	\$1,298,475.80	\$1,214,077.96	\$84,397.84
7TH	\$512,829.00	\$409,361.26	\$103,467.74
8TH	\$380,635.00	\$272,343.00	\$108,292.00
9TH	\$847,742.31	\$783,626.00	\$64,116.31
10TH	\$825,186.00	\$788,202.00	\$36,984.00
11TH	\$444,224.00	\$444,224.00	\$0.00
12TH	\$396,241.00	\$316,014.00	\$80,227.00
13TH	\$2,852,879.25	\$2,692,874.00	\$160,005.25
15TH	\$1,088,194.00	\$1,008,293.00	\$79,901.00
18TH	\$350,268.00	\$350,268.00	\$0.00
23RD	\$1,547,651.00	\$1,384,280.00	\$163,371.00
25TH	\$507,877.00	\$503,877.00	\$4,000.00
28TH	\$266,616.00	\$266,616.00	\$0.00
30TH	\$336,867.90	\$314,558.00	\$22,309.90
TOTALS	<u>\$13,661,388.26</u>	<u>\$12,466,501.22</u>	<u>\$1,194,887.04</u> *

*This amount was withheld from Public Defender Corporation's budgeted amounts to help offset the Appointed Counsel deficit. The money was available due to the inability to fill vacancies and expert witness and litigation amounts being less than anticipated.

**PUBLIC DEFENDER HOURS WORKED
BY ATTORNEY, BY MONTH**

PUBLIC DEFENDER CORPORATIONS
TIME REPORT FOR PERIOD 07/01/02 TO 06/30/03

CIRCUIT	JUL	AUG	SEP	OCT	NOV	DEC	JAN	FEB	MAR	APR	MAY	JUN	TOTAL
1ST CIRCUIT													
BROGAN, JR.	206.20	189.40	172.40	197.60	172.30	183.40	194.30	175.60	200.80	214.10	202.20	187.60	2295.90
GODFREY	0.00	0.00	0.00	0.00	0.00	0.00	0.00	0.00	0.00	22.30	124.30	60.30	206.90
GREEN	209.70	185.50	84.30	171.40	152.30	165.10	178.30	138.70	145.70	39.80	0.00	0.00	1470.80
HART	173.60	166.50	160.70	176.00	158.50	166.80	175.50	76.10	0.00	0.00	0.00	0.00	1253.70
MENDELSON	0.00	0.00	0.00	0.00	0.00	0.00	146.00	127.80	158.60	158.30	167.70	151.50	909.90
PETTINI	309.00	13.60	1.40	0.00	0.00	0.00	0.00	0.00	0.00	0.00	0.00	0.00	324.00
ROBINSON	0.00	153.10	138.30	160.20	126.60	140.20	163.60	154.10	132.80	130.10	168.20	153.30	1620.50
TWITTY	196.30	172.30	163.90	180.90	176.20	182.50	201.80	166.50	188.30	178.00	172.30	183.00	2162.00
WINIESDORFFER	183.00	244.00	165.40	102.20	0.00	0.00	0.00	0.00	0.00	0.00	0.00	0.00	694.60
WOOD	193.60	204.20	179.80	181.40	184.10	175.50	178.20	164.50	209.40	231.00	213.80	207.00	2322.50
TOTAL	1471.40	1328.60	1066.20	1169.70	970.00	1013.50	1237.70	1003.30	1035.60	973.60	1048.50	942.70	13260.80
2ND CIRCUIT													
ANDERSON	154.60	126.00	150.80	160.90	164.00	171.30	170.50	148.40	161.60	180.50	186.80	155.10	1930.50
GAINER	136.00	136.00	143.80	150.00	154.60	163.90	167.70	141.40	162.10	170.40	168.20	154.90	1849.00
HART	0.00	0.00	0.00	0.00	0.00	0.00	0.00	36.80	144.90	157.30	164.70	146.10	649.80
KERN	159.30	153.20	157.40	185.80	172.50	179.80	100.00	0.00	0.00	0.00	0.00	0.00	1108.00
ZEHNDER	134.50	148.30	134.20	136.30	172.10	167.80	207.70	149.20	152.00	170.90	187.50	156.60	1917.10
CIRCUIT TOTAL	584.40	563.50	586.20	633.00	663.20	682.80	645.90	475.80	620.60	679.10	707.20	612.70	7454.40
5TH CIRCUIT													
BALDWIN	0.00	0.00	0.00	0.00	0.00	0.00	188.70	160.00	174.00	178.50	180.80	64.00	946.00
BOSTIC	158.40	132.60	137.00	154.70	141.00	144.00	179.70	140.60	169.40	159.70	159.30	174.80	1851.20
MONK	172.90	181.30	169.20	190.50	171.50	179.50	142.80	165.80	178.30	177.90	179.00	32.20	1940.90
POSTALWAIT	157.40	149.60	150.90	170.50	100.80	0.00	0.00	0.00	0.00	0.00	0.00	0.00	729.20
SHAVER	168.30	187.80	165.50	182.20	144.00	160.00	184.00	126.00	90.40	89.30	92.60	89.40	1679.50
STARCHER	119.30	108.80	141.40	141.20	109.40	119.00	150.50	128.40	139.20	163.90	115.50	108.20	1544.80
CIRCUIT TOTAL	776.30	760.10	764.00	839.10	666.70	602.50	845.70	720.80	751.30	769.30	727.20	468.60	8691.60

CIRCUIT	JUL	AUG	SEP	OCT	NOV	DEC	JAN	FEB	MAR	APR	MAY	JUN	TOTAL
6TH CIRCUIT													
BARRY	204.00	188.00	152.00	189.00	86.00	0.00	0.00	0.00	0.00	0.00	0.00	0.00	819.00
BROWN R	183.50	176.50	168.90	196.20	168.40	176.80	184.00	179.10	169.70	179.50	170.80	166.50	2119.90
BRYSON	199.70	71.00	114.80	156.10	116.10	82.70	85.10	89.20	70.50	64.70	108.00	167.60	1325.50
CAMPBELL	170.00	165.80	156.90	159.70	163.20	170.10	169.30	147.30	150.30	165.40	156.00	163.90	1937.90
CHAKSUPA	23.80	0.00	0.00	0.00	0.00	0.00	0.00	0.00	0.00	0.00	0.00	0.00	23.80
FRALEY	0.00	0.00	0.00	0.00	0.00	0.00	0.00	139.70	168.90	187.10	177.70	186.80	860.20
HENDERSON	197.80	192.30	182.60	208.20	186.60	189.60	211.80	183.50	214.70	198.20	189.80	221.30	2376.40
JORDAN	190.30	177.50	175.50	183.00	170.50	163.00	187.50	176.00	173.00	170.00	177.50	181.50	2125.30
LOCKWOOD	186.00	170.00	184.30	176.00	174.00	171.50	107.50	112.00	125.50	97.00	158.50	88.50	1750.80
MCGERVEY	0.00	73.00	181.30	195.10	184.80	155.50	64.60	0.00	0.00	0.00	0.00	0.00	854.30
REYNOLDS	0.00	40.60	41.90	23.50	18.20	29.80	10.80	21.30	1.00	9.70	3.10	0.00	199.90
WEED	187.20	172.10	161.10	169.50	146.40	148.40	147.40	145.20	172.80	186.30	160.00	179.60	1976.00
WILKINSON	155.10	193.20	185.40	195.60	173.00	158.30	199.10	167.00	169.80	145.40	196.50	173.30	2111.70
CIRCUIT TOTAL	1697.40	1620.00	1704.70	1851.90	1587.20	1445.70	1367.10	1360.30	1416.20	1403.30	1497.90	1529.00	18480.70
7TH CIRCUIT													
HARWOOD	0.00	0.00	0.00	0.00	0.00	0.00	8.00	102.30	135.50	142.60	119.40	106.00	613.80
MERCERUIO	133.00	127.50	137.60	141.90	140.20	132.00	134.40	134.30	137.60	137.20	129.60	143.00	1628.30
NIEHAUS	157.20	156.00	16.00	0.00	0.00	0.00	0.00	0.00	0.00	0.00	0.00	0.00	329.20
NIKSA	162.40	162.00	144.00	161.90	154.60	163.30	155.30	146.30	150.00	165.90	160.60	156.70	1883.00
SPRADLING	158.70	156.60	145.50	125.20	159.80	163.00	188.80	165.50	155.80	155.20	57.00	139.40	1770.50
CIRCUIT TOTAL	611.30	602.10	443.10	429.00	454.60	458.30	486.50	548.40	578.90	600.90	466.60	545.10	6224.80
8TH CIRCUIT													
ANDERSON	86.20	176.50	176.60	82.00	59.60	87.80	72.60	52.10	121.70	67.30	36.30	62.70	1081.40
BLAIR	0.00	0.00	0.00	0.00	0.00	0.00	106.20	89.70	97.20	85.00	67.60	95.60	541.30
LINKOUS	0.30	0.00	0.00	63.80	28.20	4.20	74.90	89.80	125.50	59.60	33.00	63.20	542.50
LYALL	145.60	47.90	0.00	0.00	0.80	0.00	0.00	0.00	0.00	0.00	0.00	0.00	194.30
CIRCUIT TOTAL	232.10	224.40	176.60	145.80	88.60	92.00	253.70	231.60	344.40	211.90	136.90	221.50	2359.50

CIRCUIT	JUL	AUG	SEP	OCT	NOV	DEC	JAN	FEB	MAR	APR	MAY	JUN	TOTAL
9TH CIRCUIT													
ASH	157.20	163.90	146.10	164.30	148.50	157.60	182.90	152.90	158.50	163.50	152.70	150.50	1898.60
BURKS	171.40	175.60	160.80	188.70	157.40	166.90	179.90	148.40	156.00	169.50	166.30	166.20	2007.10
FRENCH	172.00	166.60	166.30	180.90	162.50	165.10	183.60	165.50	171.60	178.40	185.80	179.50	2077.80
KEECH	183.40	178.60	163.60	186.10	158.80	171.40	186.10	165.40	176.40	176.70	178.10	176.50	2101.10
MAIER	187.00	172.10	169.50	185.90	170.30	170.40	184.50	150.80	172.70	177.20	171.70	163.90	2076.00
SAGE	151.50	157.00	153.00	167.60	159.30	35.30	0.00	0.00	0.00	0.00	0.00	0.00	823.70
CHILD SERVICES INC.	0.00	0.00	0.00	0.00	0.00	0.00	0.00	0.00	9.50	53.80	49.90	48.30	161.50
SITLER	179.90	172.00	142.70	174.40	158.50	182.60	188.30	148.00	154.60	161.20	165.80	167.60	1995.60
CIRCUIT TOTAL	1202.40	1185.80	1102.00	1247.90	1115.30	1049.30	1105.30	931.00	999.30	1080.30	1070.30	1052.50	13141.40
10TH CIRCUIT													
BUFFINGTON	185.20	174.10	167.70	206.10	175.00	179.80	186.00	160.20	173.90	108.60	178.20	179.20	2074.00
GRIFFITH	91.80	126.90	118.30	120.40	137.30	122.40	150.30	140.30	138.80	33.40	157.90	26.10	1363.90
HAYDEN	177.00	173.00	167.50	180.50	152.50	147.50	184.50	164.00	163.00	178.00	171.50	166.50	2025.50
MCMILLION	162.30	127.00	16.70	0.00	0.00	0.00	0.00	0.00	0.00	0.00	0.00	0.00	306.00
MOORE	191.00	176.00	169.00	199.00	177.30	183.50	196.20	162.50	183.50	186.00	184.00	181.00	2189.00
NOGGY	190.20	198.80	199.50	231.80	198.80	188.40	220.40	180.90	177.60	36.20	191.30	167.20	2181.10
SHUCK	0.00	0.00	0.00	33.00	171.50	154.50	168.70	161.00	168.50	105.00	178.00	178.50	1318.70
TURNER	136.50	159.00	168.00	176.00	169.00	176.00	176.00	160.00	167.50	181.50	176.00	168.00	2013.50
CIRCUIT TOTAL	1134.00	1134.80	1006.70	1146.80	1181.40	1152.10	1282.10	1128.90	1172.80	828.70	1236.90	1066.50	13471.70
11TH CIRCUIT													
DANIELL	189.00	180.50	167.00	182.50	163.50	176.00	182.80	49.50	177.00	179.00	168.50	164.00	1979.30
HEBB	186.40	166.80	154.80	182.20	170.60	166.90	181.30	154.10	256.40	173.90	176.50	162.40	2132.30
LORENSEN	169.50	199.50	177.90	203.60	96.50	129.00	171.00	157.00	89.50	209.50	187.00	178.40	1968.40
PARAGAMIAN	185.40	174.00	153.40	174.30	77.00	147.60	161.30	152.60	155.80	172.40	153.20	155.30	1862.30
CIRCUIT TOTAL	730.30	720.80	653.10	742.60	507.60	619.50	696.40	513.20	678.70	734.80	685.20	660.10	7942.30
12TH CIRCUIT													
BECKNER	174.50	8.00	0.00	0.00	0.00	0.00	0.00	0.00	0.00	0.00	0.00	0.00	182.50
CATLETT	203.00	166.00	179.50	187.50	34.00	0.00	0.00	0.00	0.00	0.00	0.00	0.00	770.00
HURLEY	0.00	0.00	0.00	0.00	0.00	114.10	155.60	160.40	170.10	173.90	174.50	168.10	1116.70
REES	182.70	173.50	181.20	215.60	205.30	179.90	188.70	171.70	166.50	171.10	172.10	165.30	2173.60
STANTON E	0.00	0.00	0.00	0.00	0.00	0.00	0.00	61.40	76.00	95.70	125.70	111.20	470.00
THOMPSON	181.00	175.50	158.00	32.00	0.00	0.00	0.00	0.00	0.00	0.00	0.00	0.00	546.50
CIRCUIT TOTAL	741.20	523.00	518.70	435.10	239.30	294.00	344.30	393.50	412.60	440.70	472.30	444.60	5259.30

CIRCUIT	JUL	AUG	SEP	OCT	NOV	DEC	JAN	FEB	MAR	APR	MAY	JUN	TOTAL
13TH CIRCUIT													
ANDERSON	188.50	179.00	173.00	187.80	173.70	179.90	186.10	157.20	173.00	175.40	175.80	170.50	2119.90
ASHLEY	182.00	85.50	0.00	0.00	0.00	0.00	0.00	0.00	0.00	0.00	0.00	0.00	267.50
AYERS	218.00	223.20	193.50	198.90	211.10	200.20	214.90	181.10	221.90	219.40	197.70	206.20	2486.10
BAILEY	183.10	176.00	0.00	0.00	0.00	0.00	0.00	0.00	0.00	0.00	0.00	0.00	359.10
BROWN B	240.50	168.00	176.00	86.10	164.60	183.00	18.00	157.20	165.60	169.00	175.50	166.50	1870.00
BYRNE	184.10	176.40	168.70	32.00	0.00	8.00	0.00	0.00	0.00	0.00	0.00	0.00	569.20
CAMPBELL	184.50	223.00	158.00	180.20	170.00	173.00	195.00	155.80	159.20	172.80	169.80	143.80	2085.10
CASTELLE	200.10	250.40	180.00	203.40	183.00	184.80	208.80	184.10	222.90	186.00	189.50	197.20	2390.20
CATLETT R	0.00	0.00	0.00	0.00	119.10	177.20	192.40	164.50	183.30	181.80	182.40	179.10	1379.80
CHAUDHRY	0.00	0.00	0.00	0.00	0.00	0.00	0.00	0.00	0.00	0.00	175.20	191.70	366.90
CHISOLM	182.50	177.30	174.60	181.40	166.90	180.50	186.40	169.60	168.30	183.00	176.90	174.50	2121.90
COGAR MURRAY	184.00	171.50	168.00	178.80	166.00	176.00	186.80	158.00	173.00	176.20	175.00	171.50	2084.80
CRAIG	189.50	31.50	6.20	3.80	67.80	182.50	186.80	164.50	73.00	15.50	2.00	48.50	971.60
CUNNINGHAM	239.80	182.80	159.30	169.30	204.50	189.20	203.20	173.00	215.50	181.50	190.20	180.50	2288.80
DICKINSON	184.00	176.00	155.50	185.00	168.00	184.00	184.00	156.00	169.00	173.00	176.00	175.00	2085.50
EDELMAN	184.00	176.00	164.50	184.50	167.00	184.00	192.00	157.80	167.30	175.50	170.00	173.00	2095.60
FORD	192.90	189.60	182.00	194.00	184.90	193.40	197.90	173.90	178.50	181.00	15.70	0.00	1883.80
HILL	178.00	177.00	153.00	176.00	167.00	182.50	24.00	0.00	0.00	0.00	0.00	0.00	1057.50
HOLICKER	198.00	174.50	170.70	165.00	171.80	200.00	187.00	162.00	161.90	187.20	0.00	0.00	1778.10
KENNEY	0.00	0.00	0.00	202.20	160.30	176.40	200.10	160.80	170.90	181.00	182.10	177.30	1611.10
MICHELSON	197.30	192.50	156.80	189.50	173.20	166.50	160.90	150.20	155.80	156.20	176.00	172.00	2046.90
MILLER	182.50	177.00	179.00	184.00	166.80	185.00	203.00	149.50	166.00	174.00	171.50	171.20	2109.50
PANUCCI	181.20	177.30	168.50	180.20	170.90	186.50	180.90	160.00	166.50	176.00	164.00	175.50	2087.50
REED	0.00	0.00	51.60	195.80	182.20	177.80	0.00	0.00	0.00	0.00	0.00	0.00	607.40
SHAVERS-FLETCHER	183.70	62.20	167.80	168.00	166.50	175.40	172.00	141.20	147.20	174.00	157.80	168.50	1884.30
SHEETS	175.30	162.00	167.50	185.20	168.90	167.30	187.10	174.20	180.10	155.50	161.50	159.50	2044.10
STEWART	0.00	0.00	0.00	0.00	0.00	24.80	164.50	158.70	154.30	190.00	171.70	174.20	1038.20
SULLIVAN	0.00	0.00	147.60	152.00	133.30	173.00	180.00	160.00	167.00	171.50	178.00	168.50	1630.90
TARR	182.30	183.00	167.50	184.00	173.50	171.50	183.00	156.00	161.20	169.50	175.80	166.20	2073.50
WALDEN	0.00	0.00	0.00	0.00	0.00	0.00	0.00	0.00	41.30	159.50	171.60	162.50	534.90
CIRCUIT TOTAL	4415.80	3891.70	3589.30	3967.10	3981.00	4382.40	3793.80	3725.30	3942.70	4084.50	3881.70	3873.40	47929.70

CIRCUIT	JUL	AUG	SEP	OCT	NOV	DEC	JAN	FEB	MAR	APR	MAY	JUN	TOTAL
15TH CIRCUIT													
COOK	130.70	136.00	140.00	204.00	131.90	160.50	141.10	31.60	0.00	0.00	0.00	0.00	1075.80
DAVIS	171.50	152.00	139.50	173.20	129.00	153.00	168.20	137.30	169.40	147.70	176.10	173.10	1890.00
FOLIO	0.00	0.00	0.00	0.00	0.00	0.00	0.00	0.00	0.00	117.60	173.40	171.80	462.80
HAGER	171.60	170.80	159.30	166.60	140.70	145.50	162.00	126.90	163.50	159.80	204.90	158.70	1930.30
REECE	168.70	174.80	174.00	178.40	135.00	148.80	168.70	130.90	170.10	169.10	167.40	160.30	1946.20
SHOCKLEY	179.00	153.00	156.90	264.50	132.50	134.40	166.20	125.80	168.30	152.50	165.20	164.80	1963.10
SINKKANEN	172.10	156.50	157.80	168.80	156.90	153.50	152.80	136.30	160.00	178.10	169.90	159.40	1922.10
SKEEN	171.40	170.30	150.60	184.00	145.30	189.90	166.00	145.20	166.50	157.00	164.60	183.70	1994.50
ULRICH	181.90	181.90	165.20	189.10	148.50	161.90	164.40	154.90	173.70	181.70	163.80	186.90	2053.90
CIRCUIT TOTAL	1346.90	1295.30	1243.30	1528.60	1119.80	1247.50	1289.40	988.90	1171.50	1263.50	1385.30	1358.70	15238.70
18TH CIRCUIT													
GIGGENBACH	184.00	88.00	0.00	0.00	0.00	0.00	0.00	0.00	0.00	0.00	0.00	0.00	272.00
GOODRICH	170.90	162.00	156.20	175.40	187.70	136.40	177.40	150.30	169.80	176.40	166.40	175.50	2004.40
NIEHAUS	0.00	0.00	0.00	92.80	162.40	174.60	178.50	168.50	165.80	168.20	167.40	184.40	1462.60
VOORHIS	187.60	184.60	161.80	183.70	159.00	170.20	182.10	291.30	157.80	155.60	161.30	158.80	2153.80
CIRCUIT TOTAL	542.50	434.60	318.00	451.90	509.10	481.20	538.00	610.10	493.40	500.20	495.10	518.70	5892.80
23RD CIRCUIT													
ADAMS	176.00	176.00	157.00	176.00	144.00	145.50	159.00	144.00	168.00	173.00	166.00	190.00	1974.50
DAVIS	184.60	166.50	103.00	6.00	0.00	5.00	0.00	0.00	0.00	0.00	0.00	0.00	465.10
DEHAVEN	207.80	204.60	185.10	200.00	200.70	202.80	202.60	261.40	200.00	191.10	173.30	172.10	2401.50
DELANEY	190.00	158.00	195.00	191.50	218.50	215.00	196.50	183.50	186.00	197.00	189.00	247.70	2367.70
GREENBAUM	169.20	176.10	157.60	175.20	145.00	148.50	166.50	139.00	165.00	171.50	178.20	165.60	1957.40
KENT JR.	174.00	156.50	168.00	176.00	163.50	180.00	184.50	184.00	183.50	170.30	189.00	173.00	2102.30
LAWSON	91.50	89.50	147.50	102.80	74.50	134.10	108.50	115.00	176.50	177.90	102.50	175.50	1495.80
LEFEBURE	0.00	0.00	0.00	0.00	77.00	170.00	184.00	244.50	163.50	195.00	169.00	171.00	1374.00
PHILLIPS	187.00	206.80	158.30	178.80	136.50	146.90	143.50	137.50	172.50	163.30	169.80	187.10	1988.00
RASHEED	161.60	146.50	169.50	186.00	167.60	144.00	156.00	152.00	158.00	160.50	168.50	159.20	1929.40
SPEAKER	206.80	197.00	151.20	163.50	125.00	148.50	177.00	144.00	172.50	174.60	160.60	174.50	1995.20
STANLEY	198.00	170.00	159.80	179.20	159.30	167.00	148.80	138.20	170.80	195.20	168.50	181.00	2035.80
WHITEOAK	167.50	165.00	145.50	184.00	167.00	172.80	166.00	186.20	175.20	173.80	176.80	159.00	2038.80
CIRCUIT TOTAL	2114.00	2012.50	1897.50	1919.00	1778.60	1980.10	1992.90	2029.30	2091.50	2143.20	2011.20	2155.70	24125.50

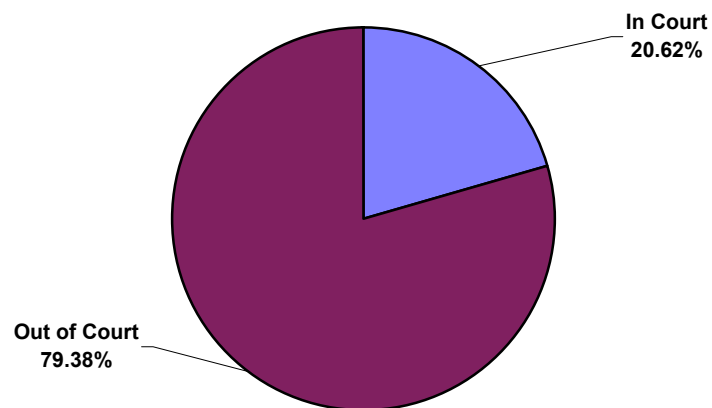
CIRCUIT	JUL	AUG	SEP	OCT	NOV	DEC	JAN	FEB	MAR	APR	MAY	JUN	TOTAL
24TH CIRCUIT													
PREECE	223.50	179.40	209.60	171.20	152.10	176.60	172.40	157.20	176.00	177.60	172.00	175.40	2143.00
QUEEN	165.70	166.60	169.00	166.60	166.00	177.00	179.50	158.00	166.50	178.00	183.00	182.00	2057.90
CIRCUIT TOTAL	389.20	346.00	378.60	337.80	318.10	353.60	351.90	315.20	342.50	355.60	355.00	357.40	4200.90
25TH CIRCUIT													
BLEVINS	0.00	40.30	171.10	173.10	156.50	114.70	156.40	133.50	154.90	143.20	141.70	171.70	1557.10
LOCKWOOD	192.70	176.00	65.00	23.50	137.50	159.00	172.00	167.50	153.50	157.00	177.50	172.50	1753.70
MURPHY	169.80	167.00	146.60	165.70	167.00	157.70	203.90	142.80	171.20	172.40	185.70	193.90	2043.70
WHITE	195.30	174.10	161.90	169.10	172.70	167.20	187.80	151.80	154.50	164.80	173.60	191.50	2064.30
WOODS	186.30	172.10	174.50	191.10	171.60	181.20	184.50	155.00	251.70	168.00	168.10	163.30	2167.40
CIRCUIT TOTAL	744.10	729.50	719.10	722.50	805.30	779.80	904.60	750.60	885.80	805.40	846.60	892.90	9586.20
28TH CIRCUIT													
HURLEY	178.70	186.70	163.10	194.80	142.60	0.00	0.00	0.00	0.00	0.00	0.00	0.00	865.90
STANTON C	178.40	179.80	165.50	178.70	138.40	165.20	167.40	151.80	167.50	177.00	169.60	171.80	2011.10
WILLIAMS	0.00	0.00	0.00	0.00	0.00	159.00	175.20	162.30	176.20	187.90	174.30	167.60	1202.50
CIRCUIT TOTAL	357.10	366.50	328.60	373.50	281.00	324.20	342.60	314.10	343.70	364.90	343.90	339.40	4079.50
30TH CIRCUIT													
FOLEY	202.10	166.80	166.10	207.00	190.90	184.60	197.20	172.00	182.20	197.20	219.80	172.50	2258.40
KNOPP	176.20	171.20	191.60	209.10	146.90	166.20	182.00	168.80	168.30	147.80	159.50	195.80	2083.40
MCCUNE	190.50	145.70	155.20	146.10	149.20	152.30	160.90	131.10	151.70	141.10	156.70	148.60	1829.10
VAN ZANT	0.00	0.00	0.00	0.00	0.00	0.00	0.00	48.00	100.80	132.80	163.00	161.50	606.10
CIRCUIT TOTAL	568.80	483.70	512.90	562.20	487.00	503.10	540.10	519.90	603.00	618.90	699.00	678.40	6777.00
STATE TOTAL	19659.20	18222.90	17008.60	18503.50	16753.80	17461.60	18018.00	16560.20	17884.50	17858.80	18066.80	17717.90	214116.80

**PUBLIC DEFENDER HOURS WORKED
BY ATTORNEY
IN-COURT/OUT OF COURT**

PUBLIC DEFENDER HOURS IN COURT/OUT OF COURT FY 2003

In Court	44146.35
Out of Court	169970.45
TOTAL HOURS	214116.80

PD HOURS IN COURT/OUT OF COURT FY 2003



PUBLIC DEFENDER CORPORATIONS
TIME REPORT FOR PERIOD 07/01/02 TO 06/30/03
IN COURT/OUT OF COURT

CIRCUIT	IN COURT	OUT OF COURT	TOTAL HOURS
1ST CIRCUIT			
BROGAN, JR.	435.40	1860.50	2295.90
GODFREY	31.30	175.60	206.90
GREEN	395.70	1075.10	1470.80
HART	290.40	963.30	1253.70
MENDELSON	251.60	658.30	909.90
PETTINI	9.70	314.30	324.00
ROBINSON	495.80	1124.70	1620.50
TWITTY	174.20	1987.80	2162.00
WINIESDORFFER	142.10	552.50	694.60
WOOD	550.10	1772.40	2322.50
TOTAL	2776.30	10484.50	13260.80
2ND CIRCUIT			
ANDERSON	221.30	1709.20	1930.50
GAINER	136.90	1712.10	1849.00
HART	67.30	582.50	649.80
KERN	65.60	1042.40	1108.00
ZEHNDER	69.20	1847.90	1917.10
CIRCUIT TOTAL	560.30	6894.10	7454.40
5TH CIRCUIT			
BALDWIN	243.10	702.90	946.00
BOSTIC	383.80	1467.40	1851.20
MONK	394.70	1546.20	1940.90
POSTALWAIT	178.80	550.40	729.20
SHAVER	234.50	1445.00	1679.50
STARCHER	515.90	1028.90	1544.80
CIRCUIT TOTAL	1950.80	6740.80	8691.60

CIRCUIT	IN COURT	OUT OF COURT	TOTAL HOURS
6TH CIRCUIT			
BARRY	168.00	651.00	819.00
BROWN R	306.50	1813.40	2119.90
BRYSON	604.70	720.80	1325.50
CAMPBELL	461.50	1476.40	1937.90
CHAKSUPA	11.30	12.50	23.80
FRALEY	266.90	593.30	860.20
HENDERSON	704.70	1671.70	2376.40
JORDAN	343.00	1782.30	2125.30
LOCKWOOD	491.00	1259.80	1750.80
MCGERVEY	245.40	608.90	854.30
REYNOLDS	5.90	194.00	199.90
WEED	271.10	1704.90	1976.00
WILKINSON	188.80	1922.90	2111.70
CIRCUIT TOTAL	4068.80	14411.90	18480.70
7TH CIRCUIT			
HARWOOD	119.00	494.80	613.80
MERCERUIO	243.20	1385.10	1628.30
NIEHAUS	67.10	262.10	329.20
NIKSA	707.20	1175.80	1883.00
SPRADLING	309.60	1460.90	1770.50
CIRCUIT TOTAL	1446.10	4778.70	6224.80
8TH CIRCUIT			
ANDERSON	204.50	876.90	1081.40
BLAIR	240.80	300.50	541.30
LINKOUS	163.30	379.20	542.50
LYALL	56.20	138.10	194.30
CIRCUIT TOTAL	664.80	1694.70	2359.50

CIRCUIT	IN COURT	OUT OF COURT	TOTAL HOURS
9TH CIRCUIT			
ASH	404.30	1494.30	1898.60
BURKS	208.80	1798.30	2007.10
FRENCH	448.80	1629.00	2077.80
KEECH	234.90	1866.20	2101.10
MAIER	370.00	1706.00	2076.00
SAGE	109.10	714.60	823.70
CHILD SERVICES INC.	60.70	100.80	161.50
SITLER	294.90	1700.70	1995.60
CIRCUIT TOTAL	2131.50	11009.90	13141.40
10TH CIRCUIT			
BUFFINGTON	893.90	1180.10	2074.00
GRIFFITH	399.20	964.70	1363.90
HAYDEN	987.50	1038.00	2025.50
MCMILLION	179.00	127.00	306.00
MOORE	968.20	1220.80	2189.00
NOGGY	326.80	1854.30	2181.10
SHUCK	579.20	739.50	1318.70
TURNER	896.00	1117.50	2013.50
CIRCUIT TOTAL	5229.80	8241.90	13471.70
11TH CIRCUIT			
DANIELL	229.50	1749.80	1979.30
HEBB	440.00	1692.30	2132.30
LORENSEN	222.70	1745.70	1968.40
PARAGAMIAN	275.50	1586.80	1862.30
CIRCUIT TOTAL	1167.70	6774.60	7942.30
12TH CIRCUIT			
BECKNER	45.00	137.50	182.50
CATLETT	174.00	596.00	770.00
HURLEY	311.50	805.20	1116.70
REES	585.90	1587.70	2173.60
STANTON E	62.50	407.50	470.00
THOMPSON	78.50	468.00	546.50
CIRCUIT TOTAL	1257.40	4001.90	5259.30

CIRCUIT	IN COURT	OUT OF COURT	TOTAL HOURS
13TH CIRCUIT			
ANDERSON	400.20	1719.70	2119.90
ASHLEY	50.00	217.50	267.50
AYERS	36.20	2449.90	2486.10
BAILEY	146.30	212.80	359.10
BROWN B	186.90	1683.10	1870.00
BYRNE	1.20	568.00	569.20
CAMPBELL	263.50	1821.60	2085.10
CASTELLE	38.20	2352.00	2390.20
CATLETT R	8.60	1371.20	1379.80
CHAUDHRY	61.80	305.10	366.90
CHISOLM	255.50	1866.40	2121.90
COGAR MURRAY	215.80	1869.00	2084.80
CRAIG	205.30	766.30	971.60
CUNNINGHAM	494.50	1794.30	2288.80
DICKINSON	298.50	1787.00	2085.50
EDELMAN	886.30	1209.30	2095.60
FORD	4.00	1879.80	1883.80
HILL	312.50	745.00	1057.50
HOLICKER	58.00	1720.10	1778.10
KENNEY	288.50	1322.60	1611.10
MICHELSON	355.40	1691.50	2046.90
MILLER	758.50	1351.00	2109.50
PANUCCI	78.80	2008.70	2087.50
REED	197.50	409.90	607.40
SHAVERS-FLETCHER	222.80	1661.50	1884.30
SHEETS	282.50	1761.60	2044.10
STEWART	455.00	583.20	1038.20
SULLIVAN	268.30	1362.60	1630.90
TARR	261.00	1812.50	2073.50
WALDEN	152.80	382.10	534.90
CIRCUIT TOTAL	7244.40	40685.30	47929.70

CIRCUIT	IN COURT	OUT OF COURT	TOTAL HOURS
15TH CIRCUIT			
COOK	147.90	927.90	1075.80
DAVIS	447.70	1442.30	1890.00
FOLIO	82.10	380.70	462.80
HAGER	485.90	1444.40	1930.30
REECE	254.10	1692.10	1946.20
SHOCKLEY	348.10	1615.00	1963.10
SINKKANEN	353.80	1568.30	1922.10
SKEEN	323.90	1670.60	1994.50
ULRICH	469.70	1584.20	2053.90
CIRCUIT TOTAL	2913.20	12325.50	15238.70
18TH CIRCUIT			
GIGGENBACH	0.00	272.00	272.00
GOODRICH	303.00	1701.40	2004.40
NIEHAUS	235.50	1227.10	1462.60
VOORHIS	249.60	1904.20	2153.80
CIRCUIT TOTAL	788.10	5104.70	5892.80
23RD CIRCUIT			
ADAMS	176.00	1798.50	1974.50
DAVIS	83.10	382.00	465.10
DEHAVEN	731.20	1670.30	2401.50
DELANEY	402.00	1965.70	2367.70
GREENBAUM	510.00	1447.40	1957.40
KENT JR.	678.50	1423.80	2102.30
LAWSON	333.50	1162.30	1495.80
LEFEBURE	483.50	890.50	1374.00
PHILLIPS	371.50	1616.50	1988.00
RASHEED	492.00	1437.40	1929.40
SPEAKER	411.30	1583.90	1995.20
STANLEY	548.50	1487.30	2035.80
WHITEOAK	447.80	1591.00	2038.80
CIRCUIT TOTAL	5668.90	18456.60	24125.50

CIRCUIT	IN COURT	OUT OF COURT	TOTAL HOURS
24TH CIRCUIT			
PREECE	794.00	1349.00	2143.00
QUEEN	728.00	1329.90	2057.90
CIRCUIT TOTAL	1522.00	2678.90	4200.90
25TH CIRCUIT			
BLEVINS	396.30	1160.80	1557.10
LOCKWOOD	489.70	1264.00	1753.70
MURPHY	342.50	1701.20	2043.70
WHITE	267.50	1796.80	2064.30
WOODS	433.50	1733.90	2167.40
CIRCUIT TOTAL	1929.50	7656.70	9586.20
28TH CIRCUIT			
HURLEY	401.70	464.20	865.90
STANTON C	720.60	1290.50	2011.10
WILLIAMS	361.25	841.25	1202.50
CIRCUIT TOTAL	1483.55	2595.95	4079.50
30TH CIRCUIT			
FOLEY	558.90	1699.50	2258.40
KNOPP	511.90	1571.50	2083.40
MCCUNE	187.10	1642.00	1829.10
VAN ZANT	85.30	520.80	606.10
CIRCUIT TOTAL	1343.20	5433.80	6777.00
STATE TOTAL	44146.35	169970.45	214116.80

**PUBLIC DEFENDER CORPORATIONS
CASES AND CHARGES REPRESENTED:
PENDING, OPENED, AND CLOSED
BY CASE TYPE**

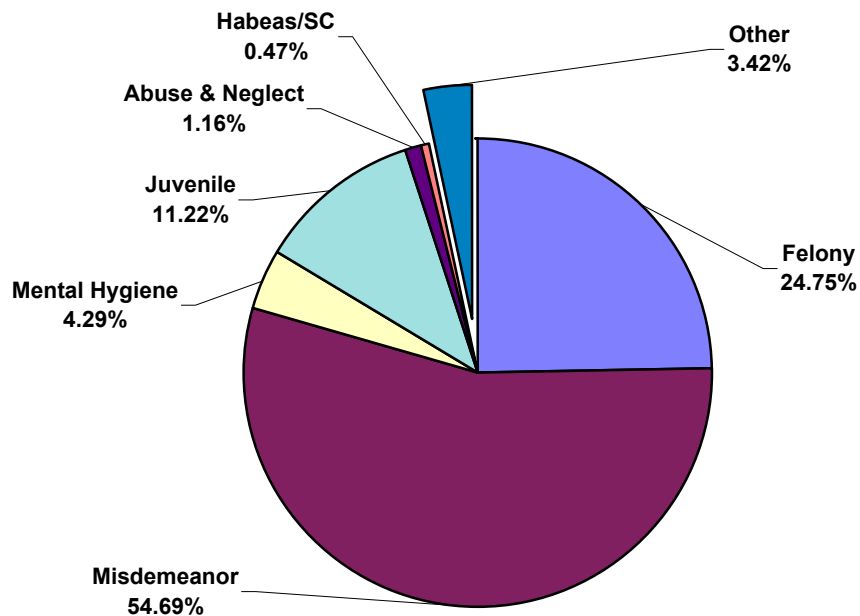
Public Defender Corporations Caseload for FY 2003 (CASES REPRESENTED)

Felony	7204
Misdemeanor	15918
Mental Hygiene	1248
Juvenile	3267
Abuse & Neglect	337
Habeas/SC	138
Other	994

Parole/Probation Revoc., Extradition, and Contempt

Total Caseload	29106
-----------------------	-------

PUBLIC DEFENDER CASELOAD FY 2003 by Case Type



**PUBLIC DEFENDER CORPORATIONS
CASES REPRESENTED FY 2003
INCLUDES CARRYOVER AND NEW OPENED CASES**

CIRCUIT/COUNTY	FELONY	MISDEMEAN	MENTAL HYGIENE	JUVENILE	PAROLE PROBAT. REVOCAT.	TERMIN./ ABUSE	HABEAS SC	OTHER	TOTAL
1ST CIRCUIT	437	1361	172	198	79	24	13	102	2386
2ND CIRCUIT	144	494	0	187	37	20	6	30	918
5TH CIRCUIT	148	432	89	47	8	28	3	14	769
6TH CIRCUIT	1034	1884	3	652	63	25	5	10	3676
7TH CIRCUIT	286	350	161	79	6	13	14	0	909
8TH CIRCUIT	390	1121	12	109	2	24	0	15	1673
9TH CIRCUIT	391	1232	109	75	60	76	13	31	1987
10TH CIRCUIT	463	1113	135	237	47	25	0	3	2023
11TH CIRCUIT	185	311	66	112	16	7	7	20	724
12TH CIRCUIT	196	329	15	15	0	4	5	63	627
13TH CIRCUIT	1553	3344	0	416	1	0	52	15	5381
15TH CIRCUIT	371	750	47	312	65	15	0	44	1604
18TH CIRCUIT	113	122	58	37	5	11	6	22	374
23RD CIRCUIT	707	1256	88	314	29	1	6	76	2477
24TH CIRCUIT	181	350	0	175	1	0	0	5	712
25TH CIRCUIT	226	686	120	111	49	25	5	11	1233
28TH CIRCUIT	137	319	42	40	2	31	2	12	585
30TH CIRCUIT	242	464	131	151	12	8	1	39	1048
TOTALS	7204	15918	1248	3267	482	337	138	512	29106

**PUBLIC DEFENDER CORPORATIONS
TOTAL CHARGES FOR CASES REPRESENTED FY 2003
INCLUDES CARRYOVER AND NEW OPENED CHARGES**

CIRCUIT COUNTY	FELONY		MISDEMEANOR		MENTAL HYGIENE		JUVENILE		PAROLE		TERMINATION/ ABUSE		HABEAS SUP. COURT		OTHER	
									PROBATION REVOCATION	CHGS	PRI	CHGS	PRI	CHGS		
1ST CIRCUIT	437	672	1361	2114	172	172	198	208	79	83	24	29	13	13	102	104
2ND CIRCUIT	144	318	494	897	0	0	187	309	37	37	20	32	6	6	30	30
5TH CIRCUIT	148	446	432	874	89	89	47	76	8	10	28	48	3	3	14	15
6TH CIRCUIT	1034	1586	1884	2976	3	4	652	871	63	63	25	42	5	5	10	12
7TH CIRCUIT	286	718	350	775	161	161	79	102	6	10	13	21	14	14	0	0
8TH CIRCUIT	390	892	1121	2019	12	12	109	219	2	2	24	40	0	0	15	17
9TH CIRCUIT	391	1115	1232	2184	109	109	75	133	60	62	76	141	13	13	31	31
10TH CIRCUIT	463	948	1113	2008	135	135	237	332	47	47	25	34	0	0	3	3
11TH CIRCUIT	185	478	311	472	66	66	112	154	16	16	7	11	7	7	20	21
12TH CIRCUIT	196	797	329	682	15	15	15	26	0	0	4	7	5	5	63	126
13TH CIRCUIT	1553	3203	3344	6472	0	0	416	757	1	1	0	0	52	55	15	30
15TH CIRCUIT	371	751	750	1181	47	47	312	428	65	65	15	21	0	0	44	46
18TH CIRCUIT	113	325	122	244	58	58	37	48	5	5	11	15	6	6	22	22
23RD CIRCUIT	707	1476	1256	2745	88	89	314	434	29	29	1	2	6	6	76	230
24TH CIRCUIT	181	428	350	577	0	0	175	220	1	1	0	0	0	0	5	5
25TH CIRCUIT	226	517	686	1566	120	120	111	138	49	49	25	55	5	5	11	11
28TH CIRCUIT	137	397	319	448	42	42	40	64	2	2	31	42	2	2	12	13
30TH CIRCUIT	242	567	464	903	131	137	151	172	12	12	8	14	1	1	39	45
TOTALS	7204	15634	15918	29137	1248	1256	3267	4691	482	494	337	554	138	141	512	761
															TOTAL CHARGES	
															52668	
															TOTAL CASES	
															29106	

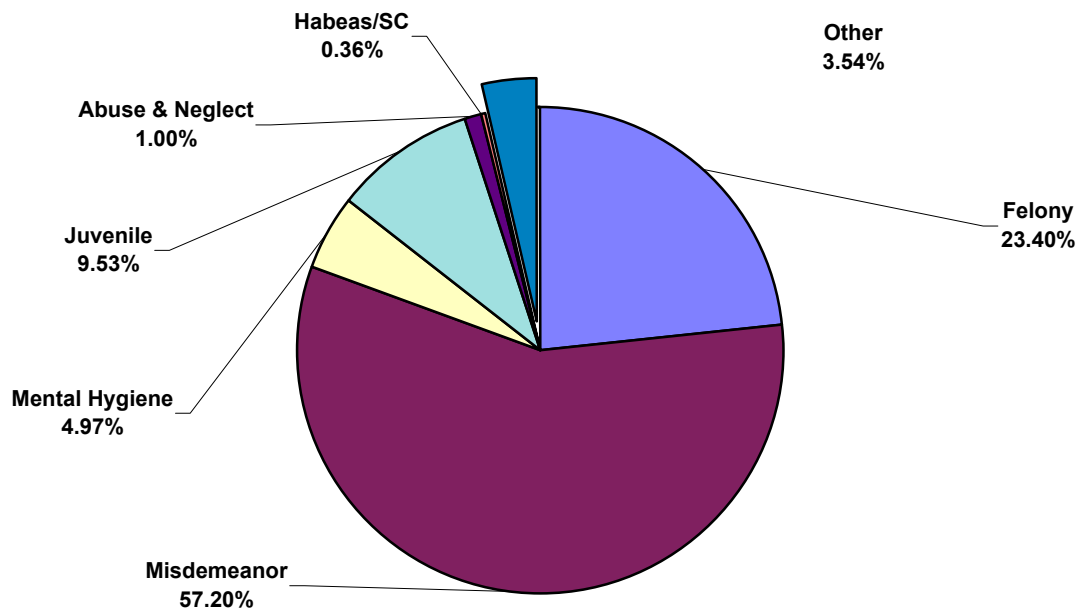
Public Defender Corporations New Open Cases for FY 2003

Felony	5655
Misdemeanor	13825
Mental Hygiene	1201
Juvenile	2304
Abuse & Neglect	242
Habeas/SC	87
Other	856

Parole/Probation Revoc., Extradition, and Contempt

Total Caseload 24170

PUBLIC DEFENDER NEW OPEN CASES FY 2003 by Case Type



PUBLIC DEFENDER CORPORATIONS
NEW CASES OPENED BY CASE TYPE FOR FY 2003

CIRCUIT	FELONY	MISDEMEAN	MENTAL HYGIENE	JUVENILE	PAROLE PROBAT. REVOCAT	TERMIN/ ABUSE	HABEAS/ SC	OTHER	TOTAL CASES
1ST CIRCUIT	351	1247	168	142	65	12	7	76	2068
2ND CIRCUIT	141	493	0	162	37	15	6	30	884
5TH CIRCUIT	134	402	89	40	8	24	2	13	712
6TH CIRCUIT	859	1661	3	396	54	16	3	10	3002
7TH CIRCUIT	217	312	161	51	5	9	14	0	769
8TH CIRCUIT	192	655	4	59	0	19	0	11	940
9TH CIRCUIT	355	1197	109	56	58	67	11	31	1884
10TH CIRCUIT	414	1048	132	219	44	19	0	2	1878
11TH CIRCUIT	172	302	65	87	16	6	4	18	670
12TH CIRCUIT	189	329	15	15	0	3	5	63	619
13TH CIRCUIT	974	2657	0	211	0	0	27	6	3875
15TH CIRCUIT	332	717	44	258	63	9	0	36	1459
18TH CIRCUIT	102	107	58	21	5	8	2	19	322
23RD CIRCUIT	590	1132	87	286	22	1	4	60	2182
24TH CIRCUIT	159	325	0	131	1	0	0	5	621
25TH CIRCUIT	147	516	103	67	45	14	0	6	898
28TH CIRCUIT	125	301	42	33	1	19	2	12	535
30TH CIRCUIT	202	424	121	70	7	1	0	27	852
TOTAL	5655	13825	1201	2304	431	242	87	425	24170

**PUBLIC DEFENDER CORPORATIONS
TOTAL CHARGES FOR NEW CASES OPENED FY 2003**

CIRCUIT COUNTY	FELONY		MISDEMEANOR		MENTAL HYGIENE		JUVENILE		PAROLE		TERMINATION/ ABUSE		HABEAS		OTHER	
									PROBATION REVOCATION	CHGS			PRI	CHGS		
1ST CIRCUIT	PRI	CHGS	PRI	CHGS	PRI	CHGS	PRI	CHGS	PRI	CHGS	PRI	CHGS	PRI	CHGS	PRI	CHGS
1ST CIRCUIT	351	544	1247	1957	168	168	142	151	65	69	12	16	7	7	76	78
2ND CIRCUIT	141	309	493	894	0	0	162	248	37	37	15	24	6	6	30	30
5TH CIRCUIT	134	416	402	806	89	89	40	62	8	10	24	40	2	2	13	14
6TH CIRCUIT	859	1276	1661	2636	3	4	396	573	54	54	16	31	3	3	10	12
7TH CIRCUIT	217	561	312	695	161	161	51	74	5	9	9	17	14	14	0	0
8TH CIRCUIT	192	404	655	1177	4	4	59	96	0	0	19	35	0	0	11	13
9TH CIRCUIT	355	1021	1197	2108	109	109	56	107	58	60	67	118	11	11	31	31
10TH CIRCUIT	414	844	1048	1872	132	132	219	303	44	44	19	28	0	0	2	2
11TH CIRCUIT	172	448	302	458	65	65	87	117	16	16	6	10	4	4	18	19
12TH CIRCUIT	189	527	329	682	15	15	15	26	0	0	3	6	5	5	63	126
13TH CIRCUIT	974	2025	2657	5163	0	0	211	372	0	0	0	0	27	30	6	20
15TH CIRCUIT	332	695	717	1121	44	44	258	347	63	63	9	10	0	0	36	36
18TH CIRCUIT	102	260	107	209	58	58	21	26	5	5	8	12	2	2	19	19
23RD CIRCUIT	590	1220	1132	2515	87	88	286	393	22	22	1	2	4	4	60	192
24TH CIRCUIT	159	390	325	534	0	0	131	156	1	1	0	0	0	0	5	5
25TH CIRCUIT	147	373	516	1205	103	103	67	85	45	45	14	37	0	0	6	6
28TH CIRCUIT	125	366	301	422	42	42	33	44	1	1	19	27	2	2	12	13
30TH CIRCUIT	202	461	424	816	121	127	70	89	7	7	1	1	0	0	27	33
TOTAL	5655	12140	13825	25270	1201	1209	2304	3269	431	443	242	414	87	90	425	649
															TOTAL CHARGES	
															43484	
															TOTAL CASES	
															24170	

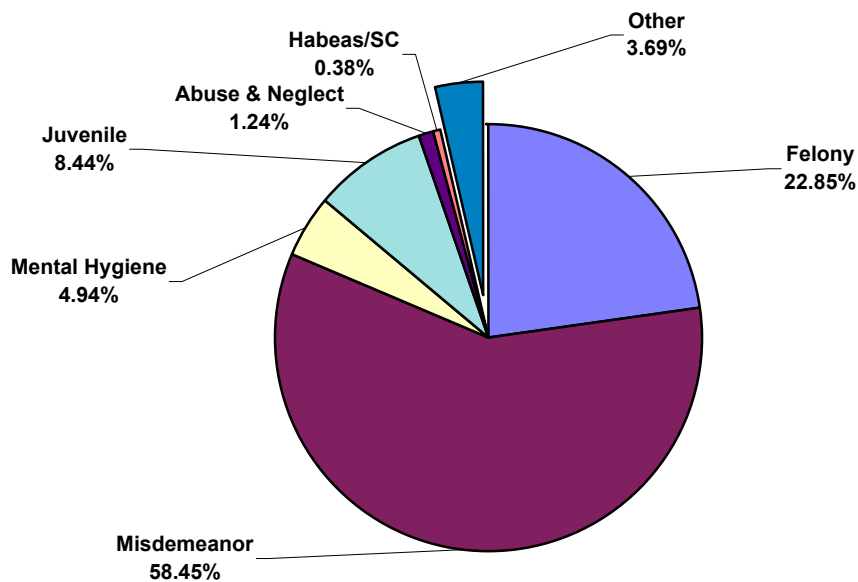
Public Defender Corporations Closed Cases for FY2003

Felony	5289
Misdemeanor	13528
Mental Hygiene	1144
Juvenile	1953
Abuse & Neglect	288
Habeas/SC	89
Other	853

Parole/Probation Revoc., Extradition, and Contempt

Total Caseload 23144

PUBLIC DEFENDER CLOSED CASES FY 2003 by Case Type



PUBLIC DEFENDER CORPORATIONS
NEW CASES CLOSED BY CASE TYPE FOR FY 2003

CIRCUIT	FELONY	MISDEMEAN	MENTAL HYGIENE	JUVENILE	PAROLE PROBAT. REVOCAT	TERMIN/ ABUSE	HABEAS/ SC	OTHER	TOTAL CASES
1ST CIRCUIT	286	1139	97	142	60	18	12	69	1823
2ND CIRCUIT	142	525	0	130	36	22	3	28	886
5TH CIRCUIT	114	402	90	39	7	25	3	13	693
6TH CIRCUIT	745	1369	1	179	48	20	0	7	2369
7TH CIRCUIT	217	284	159	40	4	10	13	1	728
8TH CIRCUIT	141	506	4	48	0	8	0	4	711
9TH CIRCUIT	400	1207	110	64	57	102	11	37	1988
10TH CIRCUIT	426	1088	177	193	50	15	1	13	1963
11TH CIRCUIT	204	382	64	107	12	10	2	21	802
12TH CIRCUIT	197	338	14	15	0	6	2	60	632
13TH CIRCUIT	922	2846	0	210	4	0	33	18	4033
15TH CIRCUIT	326	774	54	222	60	14	0	50	1500
18TH CIRCUIT	133	112	57	22	1	6	1	19	351
23RD CIRCUIT	484	1083	71	266	16	1	6	59	1986
24TH CIRCUIT	116	278	0	107	0	0	0	5	506
25TH CIRCUIT	159	518	100	63	43	13	0	6	902
28TH CIRCUIT	112	279	40	38	1	14	2	11	497
30TH CIRCUIT	165	398	106	68	6	4	0	27	774
TOTAL	5289	13528	1144	1953	405	288	89	448	23144

PUBLIC DEFENDER CORPORATIONS
TOTAL CHARGES FOR NEW CASES CLOSED BY CASE TYPE FOR FY 2003

CIRCUIT COUNTY	FELONY		MISDEMEANOR		MENTAL HYGIENE		JUVENILE		PAROLE		TERMINATION/ ABUSE		HABEAS SUP. COURT		OTHER	
									PROBATION REVOCATION	CHGS						
	PRI	CHGS	PRI	CHGS	PRI	CHGS	PRI	CHGS	PRI	CHGS	PRI	CHGS	PRI	CHGS	PRI	CHGS
1ST CIRCUIT	286	467	1139	1801	97	97	142	152	60	64	18	21	12	12	69	76
2ND CIRCUIT	142	304	525	905	0	0	130	188	36	38	22	31	3	3	28	28
5TH CIRCUIT	114	319	402	774	90	90	39	53	7	8	25	40	3	3	13	14
6TH CIRCUIT	745	1168	1369	2172	1	1	179	203	48	48	20	25	0	0	7	9
7TH CIRCUIT	217	566	284	660	159	159	40	59	4	4	10	16	13	13	1	1
8TH CIRCUIT	141	279	506	930	4	4	48	78	0	0	8	13	0	0	4	4
9TH CIRCUIT	400	1137	1207	2121	110	110	64	115	57	58	102	167	11	11	37	37
10TH CIRCUIT	426	859	1088	1953	177	177	193	283	50	50	15	19	1	1	13	13
11TH CIRCUIT	204	465	382	595	64	64	107	147	12	17	10	13	2	2	21	22
12TH CIRCUIT	197	659	338	697	14	14	15	35	0	0	6	9	2	2	60	115
13TH CIRCUIT	922	1712	2846	5438	0	0	210	428	4	4	0	0	33	34	18	27
15TH CIRCUIT	326	588	774	1204	54	54	222	309	60	61	14	19	0	0	50	53
18TH CIRCUIT	133	335	112	235	57	57	22	40	1	1	6	6	1	1	19	19
23RD CIRCUIT	484	1053	1083	2318	71	72	266	330	16	16	1	2	6	6	59	185
24TH CIRCUIT	116	240	278	445	0	0	107	139	0	0	0	0	0	0	5	5
25TH CIRCUIT	159	516	518	1151	100	100	63	87	43	43	13	24	0	0	6	6
28TH CIRCUIT	112	266	279	410	40	40	38	49	1	1	14	14	2	2	11	12
30TH CIRCUIT	165	379	398	801	106	109	68	74	6	6	4	8	0	0	27	29
TOTAL	5289	11312	13528	24610	1144	1148	1953	2769	405	419	288	427	89	90	448	655
															TOTAL CHARGES	
															41430	
															TOTAL CASES	
															23144	

**APPENDIX C:
APPOINTED COUNSEL/PUBLIC DEFENDER
COMPARISONS
AVERAGE COSTS BY JUDICIAL CIRCUIT**

**APPOINTED COUNSEL
AVERAGE COSTS BY JUDICIAL CIRCUITS FY FY 2003**

CIRCUIT	HOURS	CASES	DOLLARS	COST PER HOUR	COST PER CASE
1ST	10,432.08	690	\$559,861.45	\$53.67	\$811.39
2ND	2,837.70	332	\$145,174.79	\$51.16	\$437.27
3RD	5,803.40	387	\$316,934.85	\$54.61	\$818.95
4TH	30,564.34	3156	\$1,804,469.48	\$59.04	\$571.76
5TH	9,431.31	765	\$497,528.08	\$52.75	\$650.36
6TH	10,105.50	1728	\$556,946.19	\$55.11	\$322.31
7TH	6,557.60	501	\$329,139.50	\$50.19	\$656.97
8TH	6,688.70	193	\$344,574.40	\$51.52	\$1,785.36
9TH	9,292.72	622	\$515,243.57	\$55.45	\$828.37
10TH	5,231.00	383	\$259,928.67	\$49.69	\$678.66
11TH	3,506.80	256	\$179,992.64	\$51.33	\$703.10
12TH	2,012.90	149	\$100,322.32	\$49.84	\$673.30
13TH	18,358.11	2268	\$956,773.17	\$52.12	\$421.86
14TH	8,856.98	680	\$473,853.93	\$53.50	\$696.84
15TH	6,064.25	287	\$307,802.85	\$50.76	\$1,072.48
16TH	17,136.81	1519	\$865,916.53	\$50.53	\$570.06
17TH	13,126.28	1030	\$680,735.41	\$51.86	\$660.91
18TH	4,273.30	165	\$227,198.13	\$53.17	\$1,376.96
19TH	7,939.80	885	\$396,445.86	\$49.93	\$447.96
20TH	5,440.71	484	\$283,069.80	\$52.03	\$584.85
21ST	8,947.10	712	\$493,992.02	\$55.21	\$693.81
22ND	8,064.20	567	\$446,058.91	\$55.31	\$786.70
23RD	11,372.40	644	\$694,797.10	\$61.10	\$1,078.88
24TH	4,380.60	350	\$247,396.79	\$56.48	\$706.85
25TH	8,676.57	546	\$470,610.03	\$54.24	\$861.92
26TH	9,477.60	1019	\$486,898.32	\$51.37	\$477.82
27TH	6,973.90	824	\$422,625.51	\$60.60	\$512.90
28TH	2,774.10	168	\$141,873.71	\$51.14	\$844.49
29TH	8,738.41	681	\$460,999.88	\$52.76	\$676.95
30TH	5,118.66	392	\$265,993.25	\$51.97	\$678.55
31ST	3,372.60	282	\$188,160.62	\$55.79	\$667.24

**APPOINTED COUNSEL AND PUBLIC DEFENDER CORPORATIONS
AVERAGE COSTS BY JUDICIAL CIRCUIT FOR FY 2003**

CIRCUIT	APPOINTED COUNSEL					PUBLIC DEFENDER CORP.				
	HOURS	CASES	DOLLARS	COST PER HOUR	COST PER CASE	HOURS	CASES	DOLLARS	COST PER HOUR	COST PER CASE
1ST	10432.08	690	\$559,861.45	\$53.67	\$811.39	13260.80	2386	\$686,154.00	\$51.74	\$287.58
2ND	2837.70	332	\$145,174.79	\$51.16	\$437.27	7454.40	918	\$502,732.00	\$67.44	\$547.64
5TH	9431.31	765	\$497,528.08	\$52.75	\$650.36	8691.60	769	\$529,001.00	\$60.86	\$687.91
6TH/24TH	14486.10	2078	\$804,342.98	\$55.53	\$387.08	22681.60	4388	\$1,214,077.96	\$53.53	\$276.68
7TH	6557.60	501	\$329,139.50	\$50.19	\$656.97	6224.80	909	\$409,361.26	\$65.76	\$450.34
8TH	6688.70	193	\$344,574.40	\$51.52	\$1,785.36	2359.50	1673	\$272,343.00	\$115.42	\$162.79
9TH	9292.72	622	\$515,243.57	\$55.45	\$828.37	13141.40	1987	\$783,626.00	\$59.63	\$394.38
10TH	5231.00	383	\$259,928.67	\$49.69	\$678.66	13471.70	2023	\$788,202.00	\$58.51	\$389.62
11TH	3506.80	256	\$179,992.64	\$51.33	\$703.10	7942.30	724	\$444,224.00	\$55.93	\$613.57
12TH	2012.90	149	\$100,322.32	\$49.84	\$673.30	5259.30	627	\$316,014.00	\$60.09	\$504.01
13TH	18358.11	2268	\$956,773.17	\$52.12	\$421.86	47929.70	5381	\$2,692,874.00	\$56.18	\$500.44
15TH	6064.25	287	\$307,802.85	\$50.76	\$1,072.48	15238.70	1604	\$1,008,293.00	\$66.17	\$628.61
18TH	4273.30	165	\$227,198.13	\$53.17	\$1,376.96	5892.80	374	\$350,268.00	\$59.44	\$936.55
23RD	11372.40	644	\$694,797.10	\$61.10	\$1,078.88	24125.50	2477	\$1,384,280.00	\$57.38	\$558.85
25TH	8676.57	546	\$470,610.03	\$54.24	\$861.92	9586.20	1233	\$503,877.00	\$52.56	\$408.66
28TH	2774.10	168	\$141,873.71	\$51.14	\$844.49	4079.50	585	\$266,616.00	\$65.36	\$455.75
30TH	5118.66	392	\$265,993.25	\$51.97	\$678.55	6777.00	1048	\$314,558.00	\$46.42	\$300.15

**APPOINTED COUNSEL AND PUBLIC DEFENDER CORPORATIONS
AVERAGE COSTS BY JUDICIAL CIRCUIT FOR FY 2003 (CLOSED CASES)**

CIRCUIT	APPOINTED COUNSEL					PUBLIC DEFENDER CORP.				
	HOURS	CASES	DOLLARS	COST PER HOUR	COST PER CASE	HOURS	CLOSED CASES	DOLLARS	COST PER HOUR	COST PER CASE
1ST	10432.08	690	\$559,861.45	\$53.67	\$811.39	13260.80	1823	\$686,154.00	\$51.74	\$376.39
2ND	2837.70	332	\$145,174.79	\$51.16	\$437.27	7454.40	886	\$502,732.00	\$67.44	\$567.42
5TH	9431.31	765	\$497,528.08	\$52.75	\$650.36	8691.60	693	\$529,001.00	\$60.86	\$763.35
6TH/24TH	14486.10	2078	\$804,342.98	\$55.53	\$387.08	22681.60	2875	\$1,214,077.96	\$53.53	\$422.29
7TH	6557.60	501	\$329,139.50	\$50.19	\$656.97	6224.80	728	\$409,361.26	\$65.76	\$562.31
8TH	6688.70	193	\$344,574.40	\$51.52	\$1,785.36	2359.50	711	\$272,343.00	\$115.42	\$383.04
9TH	9292.72	622	\$515,243.57	\$55.45	\$828.37	13141.40	1988	\$783,626.00	\$59.63	\$394.18
10TH	5231.00	383	\$259,928.67	\$49.69	\$678.66	13471.70	1963	\$788,202.00	\$58.51	\$401.53
11TH	3506.80	256	\$179,992.64	\$51.33	\$703.10	7942.30	802	\$444,224.00	\$55.93	\$553.90
12TH	2012.90	149	\$100,322.32	\$49.84	\$673.30	5259.30	632	\$316,014.00	\$60.09	\$500.02
13TH	18358.11	2268	\$956,773.17	\$52.12	\$421.86	47929.70	4033	\$2,692,874.00	\$56.18	\$667.71
15TH	6064.25	287	\$307,802.85	\$50.76	\$1,072.48	15238.70	1500	\$1,008,293.00	\$66.17	\$672.20
18TH	4273.30	165	\$227,198.13	\$53.17	\$1,376.96	5892.80	351	\$350,268.00	\$59.44	\$997.91
23RD	11372.40	644	\$694,797.10	\$61.10	\$1,078.88	24125.50	1986	\$1,384,280.00	\$57.38	\$697.02
25TH	8676.57	546	\$470,610.03	\$54.24	\$861.92	9586.20	902	\$503,877.00	\$52.56	\$558.62
28TH	2774.10	168	\$141,873.71	\$51.14	\$844.49	4079.50	497	\$266,616.00	\$65.36	\$536.45
30TH	5118.66	392	\$265,993.25	\$51.97	\$678.55	6777.00	774	\$314,558.00	\$46.42	\$406.41

**APPENDIX D:
APPOINTED COUNSEL INDEX
PAYEE TOTAL FOR FISCALYEAR 2003**

**WEST VIRGINIA PUBLIC DEFENDER SERVICES
APPOINTED COUNSEL FEES & EXPENSES PAID
FISCAL YEAR 2003**

DESCENDING ORDER BY TOTAL \$
Appointed Counsel and Service Providers Separate

PAYEE	VOUCHER TOTAL	# OF CLAIMS
CLAGETT & GOREY	\$257,158.61	522
VICTOR VICTOR & HELGOE LLP	\$193,571.47	256
HAUGHT IRA M	\$140,064.15	70
REXROAD WILLETT & NANNERS PLLC	\$139,144.76	147
RADCLIFF PATRICK LC	\$138,312.17	170
STEPHENS GLORIA M	\$135,628.53	20
BELLOMY & TURNER	\$126,820.37	181
MCGRAW WARREN R II	\$126,559.00	81
WILLIAMS JOHN E JR	\$126,511.33	67
JARRELL ROBERT STEPHEN	\$125,944.75	201
POWELL JAMES MILTON	\$121,788.27	144
DILLON WELLS H	\$114,499.76	117
RUSEN & WHITE PLLC	\$112,761.61	188
MULLINS CHARLES B II	\$111,123.00	101
SKAGGS G ERNEST	\$99,412.44	105
COREY DANIEL S	\$95,281.00	106
BRYANT CARL P	\$94,603.71	203
SUMMERS WILLIAM B	\$92,137.29	181
KEENER RAYMOND III	\$90,397.45	440
ZIEGLER & GUNNOE	\$90,188.31	115
STEVEN A JONES LC	\$88,669.05	113
MERRIFIELD RODNEY B	\$88,559.05	70
BRISCOE L SCOTT	\$87,605.12	86
WHITE MAX HARRY	\$86,790.77	135
GORDON MARGARET A B	\$86,641.58	60
BARR JACK C	\$84,776.74	168
HALL DWIGHT R	\$84,431.90	146
TROISI JOSEPH G	\$82,201.64	138
SHAW R MICHAEL LC	\$81,222.44	188
FREEMAN & NIEZGODA PLLC	\$77,610.30	115
WHITEMAN BURDETTE PLLC	\$75,788.45	101
MAZZEI ROCCO E	\$75,709.61	51
KIRK THOMAS L	\$73,569.33	49
NESSER KERRY A	\$73,066.09	52
RADMAN SCOTT S	\$73,024.17	151
JACKSON & KELLY	\$72,999.11	7
WHITEMAN FRANCES C	\$72,986.68	82
MCDERMOTT & BONENBERGER PLLC	\$71,627.80	111
GARRETT & GARRETT	\$71,524.70	68
FLINCHUM R KEITH	\$69,690.92	56
HAWKINS JAMES E JR	\$69,192.47	317
BARRAT ROBERT E	\$68,899.23	156
SIMS JOHN G	\$68,442.02	183

**WEST VIRGINIA PUBLIC DEFENDER SERVICES
APPOINTED COUNSEL FEES & EXPENSES PAID
FISCAL YEAR 2003**

DESCENDING ORDER BY TOTAL \$
Appointed Counsel and Service Providers Separate

PAYEE	VOUCHER TOTAL	# OF CLAIMS
SHAY DANA R	\$67,037.56	66
LANE PAUL E	\$66,626.62	59
RYAN A J	\$66,402.02	77
STAPLETON LAW OFFICES LC	\$64,178.27	40
RUNDLE & RUNDLE LC	\$63,726.50	168
REGER JACOB E	\$63,079.56	197
HENDERSON & FUDA	\$61,795.90	55
CURRY DENNIS H	\$61,774.50	64
WALLACE MICHAEL K	\$61,333.00	96
BLIZZARD GEORGE DANIEL II PLLC	\$60,160.40	30
RUSSELL MELINDA L	\$59,378.33	53
ORTEZA AILYNN MAE	\$58,826.27	47
THOMPSON & WEATHERHOLT PLLC	\$57,720.98	89
SHOUGH SCOTT A	\$56,512.98	119
LAISHLEY JOHN	\$56,461.06	231
COLLINS & COURTRIGHT	\$56,181.32	114
WHITE KEITH	\$55,113.20	103
ESPOSITO & ESPOSITO	\$54,976.90	84
ARBUCKLE DOUGLAS H	\$54,896.56	73
STONE ROBERT C JR	\$54,843.96	16
MOSES JOSEPH J	\$54,758.36	76
PRALL THOMAS J	\$54,326.53	120
PENNINGTON WILLIAM L	\$53,981.97	62
HYER & LITTLEPAGE	\$53,234.07	55
NOONE ROBERT T	\$52,972.78	45
ROLL W DAN	\$51,895.11	116
LESTER WILLIAM M	\$51,891.31	103
FITZ STEPHEN S	\$51,690.12	99
STOBBS R RUSSELL	\$50,331.46	79
FERRIS HOWARD M	\$49,778.50	184
HARMAN MARLA ZELENE	\$49,700.50	36
NAVY L VICTOR	\$49,628.80	55
VANNOSTRAND & MORTON	\$49,020.41	59
TORRES GEORGE M	\$48,827.59	104
ROTH LEGAL SERVICES LC	\$47,996.63	56
NEISWONGER & WHITE	\$47,583.25	194
BOUCHILLON CROSSAN & COLBURN LC	\$46,816.41	18
SAVILLE & STEWART PLLC	\$46,628.95	70
WALL RANDALL D	\$46,521.33	217
KARICKHOFF DAVID	\$46,417.02	83
BAGBY STEVE	\$46,126.77	49
SIMMONS & SIMMONS LC	\$45,844.63	23
BROWN & LEVICOFF	\$45,657.18	57

**WEST VIRGINIA PUBLIC DEFENDER SERVICES
APPOINTED COUNSEL FEES & EXPENSES PAID
FISCAL YEAR 2003**

DESCENDING ORDER BY TOTAL \$
Appointed Counsel and Service Providers Separate

PAYEE	VOUCHER TOTAL	# OF CLAIMS
ISNER JUDITH A	\$45,512.14	39
ARNOLD S ANDREW	\$45,242.45	32
ELDER JEFFREY A LC	\$45,205.10	60
BAYLISS SHAWN D	\$44,737.05	76
HUFFMAN WILLIAM O	\$43,868.34	30
KRIVONYAK JOHN C	\$43,791.00	197
RODGERS JEFFREY S	\$43,665.69	77
BULLMAN & BULLMAN	\$43,190.99	60
ELLEM JOHN N	\$43,144.08	165
LINKOUS GERALD R	\$42,583.48	60
TATE REBECCA L	\$41,980.88	78
CRANDALL PYLES HAVILAND & TURNER LLP	\$41,845.54	39
ERHARD CRAIG P	\$41,669.77	32
GARRETT & FARBER	\$41,521.39	75
ZIMAROWSKI JAMES B	\$41,444.72	42
HAGER HARRY L	\$41,340.00	748
FERGUSON LISA WEESE	\$41,302.30	71
THORNE STEVEN M	\$41,216.50	101
VALENTINO WILLIAM RIDER	\$41,058.43	55
CALLAGHAN & CALLAGHAN PLLC	\$40,965.34	31
POWELL JAMES CORBLEY	\$39,858.50	29
HAYNIE BELINDA A	\$39,629.04	87
CHILDLAW SERVICES INC	\$39,528.17	58
BRECKINRIDGE DAVIS & SPROLES PLLC	\$39,422.84	52
HUMBERSON DON A	\$39,320.16	45
WILSON & BAILEY	\$39,285.48	41
NOGAY CATHRYN A	\$38,762.76	19
SUTTON & JANELLE PLLC	\$38,678.04	48
HATFIELD HARRY M	\$38,633.30	65
RHODES JAMES RANDALL	\$38,522.92	52
SIRK TIMOTHY M	\$37,812.85	76
CARR BRIAN KEITH	\$37,706.04	134
LUPARDUS TIMOTHY P	\$37,575.46	100
FORESTER WILLIAM T	\$37,464.77	56
SPARKS C MICHAEL	\$37,262.63	40
DEAN & MAYNARD PLLC	\$36,898.70	68
MOLESSA HEATHER IRELAND	\$36,189.59	31
STANTON GEORGE P III	\$35,870.00	36
PANCAKE F CODY III	\$35,526.19	55
WINDOM RODNEY C	\$35,415.20	30
BEANE JOHN D	\$34,875.77	56
CARL KEATON & FRAZER PLLC	\$34,851.00	51
GEARY & GEARY LC	\$34,442.97	46

**WEST VIRGINIA PUBLIC DEFENDER SERVICES
APPOINTED COUNSEL FEES & EXPENSES PAID
FISCAL YEAR 2003**

DESCENDING ORDER BY TOTAL \$
Appointed Counsel and Service Providers Separate

PAYEE	VOUCHER TOTAL	# OF CLAIMS
TAYLOR PAUL G	\$34,230.02	20
HUNT & SERRENO	\$34,164.04	22
GUTMANN RICHARD M LC	\$33,680.91	64
MANYPENNY J PERRY	\$32,821.75	82
BREWER & GIGGENBACH PLLC	\$32,546.24	32
SHERMAN LAWRENCE E JR LC	\$32,336.35	24
SPURLOCK JAMES E	\$32,324.88	58
LA NEVE & MILEY PLLC	\$32,098.31	33
COOK & COOK	\$32,068.00	51
FITTRO JONATHAN	\$31,600.95	41
SEE & SEE	\$31,590.97	27
OOTEN GRAYDON C JR	\$31,417.00	42
PRITT JEFFRY A	\$31,253.76	20
DEMPSTER BRIAN C	\$31,028.64	47
TRUMP & TRUMP	\$30,943.17	30
PENNINGTON DEANNA L	\$30,940.00	83
WOLFE DORWIN J LC INC	\$30,720.16	51
BURDETTE KRISTINE ADELE	\$30,426.33	79
KELLEY LEGAL SERVICES PLLC	\$30,244.00	77
KURELAC PATRICIA A	\$29,945.49	39
CASEY JAMES M	\$29,714.98	39
WEBB DAVID HAMILTON	\$29,657.80	46
DYER THOMAS G	\$29,656.13	13
DAVIS CHRISTOPHER A	\$29,627.41	45
DEAN CHRISTOPHER	\$29,583.81	68
SPONAUGLE KEVIN C	\$29,514.05	20
HARVEY & JANUTOLO	\$29,440.65	72
HIVELY HERBERT L II	\$29,345.23	97
BENFORD LEE F II	\$29,007.34	79
MCCOY JAMES A JR	\$28,508.00	32
NEWBOLD WILEY W	\$28,227.42	37
BRADLEY & ALBRIGHT PLLC	\$28,083.08	57
DILS JAN D	\$28,043.46	71
SANDERS AUSTIN PRUDICH & FLANIGAN	\$28,008.03	57
BROWNING ROBERT JR LC	\$28,007.55	79
SAL NATALIE J	\$28,006.69	16
ROLLO EDMUND J	\$27,900.35	70
THORN & THORN LC	\$27,861.95	15
SMITH & SCANTLEBURY LC	\$27,832.57	47
WILDMAN ERIC KEITH	\$27,525.72	55
HUGHART KEVIN W	\$27,466.33	44
MCCUE LISA V	\$27,359.36	32
LASH FRANKLIN W	\$27,299.33	30

**WEST VIRGINIA PUBLIC DEFENDER SERVICES
APPOINTED COUNSEL FEES & EXPENSES PAID
FISCAL YEAR 2003**

DESCENDING ORDER BY TOTAL \$
Appointed Counsel and Service Providers Separate

PAYEE	VOUCHER TOTAL	# OF CLAIMS
LEGG BASIL JR	\$27,098.20	46
LOUDERBACK ROBIN R	\$26,919.50	181
GREGORY BETTY SUE CLARK	\$26,885.43	52
HASSAN RONALD D	\$26,815.00	43
LACARIA PHILIP A	\$26,814.00	34
HICKS NATHAN A PLLC	\$26,375.00	19
STANTON G PATRICK JR	\$26,265.65	26
DUTY WILLIAM H	\$26,244.53	68
FRANCIS ERIC M	\$26,204.44	29
PHILLIPS GARDILL KAISER & ALTMAYER	\$26,050.71	13
MORRIS GARY W II	\$25,963.30	10
BAILEY REGGIE R	\$25,615.62	87
MANCINI STEVEN K	\$25,578.43	21
EKENASI GEOFFREY I	\$25,271.00	15
FLANIGAN JAMES L	\$25,065.90	34
GIGGENBACH ELIZABETH K	\$25,045.10	15
RYAN KOURTNEY A	\$24,813.00	13
GREINER & CYRUS LC	\$24,783.38	25
SELBY BEVERLY S	\$24,696.63	5
PATTON ANDREW C	\$24,631.10	57
SAFFER MARTIN V	\$24,458.00	24
SCOTT CINDY S	\$24,154.00	23
EDWARDS JAMES BRYAN	\$24,149.82	17
MUNCHMEYER THOMAS MOORE	\$23,811.50	38
SHARLEY MICHAEL J	\$23,706.36	34
DOWNING MARVIN L	\$23,655.28	34
JOHNSTON HOLROYD & ASSOCIATES	\$23,558.50	47
MARTINO GARY J	\$23,470.50	61
HAMILTON NEAL J	\$23,210.61	52
MORGAN EDWARD WARD	\$23,155.50	22
HARTMAN & HARTMAN PLLC	\$22,996.66	56
BONINSEGNA SANTE JR	\$22,557.14	47
KUYKENDALL WILLIAM R	\$22,543.19	23
JACOVETTY GERALD G JR LC	\$22,258.82	69
PRESTON & WEESE LC	\$22,135.30	28
TALLMAN CHARLES DARREN	\$22,032.50	69
S SEAN MURPHY LC	\$21,879.39	20
SPRIGGS LISA F	\$21,838.24	36
HALL KAREN L	\$21,330.44	114
BISCHOFF DONALD K	\$21,129.68	30
STAREK NOELLE A PLLC	\$20,926.55	7
PEYTON HARVEY D	\$20,700.10	48
OSHOWAY F JOHN	\$20,697.00	5

**WEST VIRGINIA PUBLIC DEFENDER SERVICES
APPOINTED COUNSEL FEES & EXPENSES PAID
FISCAL YEAR 2003**

DESCENDING ORDER BY TOTAL \$
Appointed Counsel and Service Providers Separate

PAYEE	VOUCHER TOTAL	# OF CLAIMS
REED & REED	\$20,695.85	27
DUFFY KEVIN C	\$20,523.79	9
ALBERTY MICHAEL C	\$20,415.68	14
MAYNARD TERESA D	\$20,368.84	83
TYREE EMBREE & ASSOCIATES PLLC	\$19,982.00	46
SANTER & SANTER	\$19,649.83	48
MCNEER HIGHLAND MCMUNN & VARNER LC	\$19,492.54	18
SCHOEN PATTI ANN	\$19,422.17	21
FOLIO JOHN SAMUEL	\$19,309.24	17
DEMOSS DAVID B	\$19,198.00	62
KING WAYNE	\$19,172.50	24
PALMER JAMES J III	\$19,101.79	25
KRATOVIL & AMORE PLLC	\$19,070.79	26
ANDERSON PARKULO STANSBURY & ASSOCIATES LC	\$19,032.29	39
MILLS KEVIN D	\$18,920.10	9
ASKINTOWICZ JOHN W III	\$18,884.31	35
MOYE DAVID O	\$18,842.95	44
SPILMAN THOMAS & BATTLE	\$18,682.85	17
YANNERELLA DON A	\$18,547.21	9
MOUNTS TONYA L LC INC	\$18,418.07	34
RICHARDSON RICHARDSON & CAMPBELL	\$18,276.85	48
HOWLEY LOREN B	\$18,187.10	11
WALKER JAMES A	\$18,090.74	36
HANCOCK & SEARS	\$18,068.35	24
BLYLER HOWARD J	\$17,979.23	56
CASTO & CASTO LC	\$17,969.37	11
WEESE ROGER R	\$17,904.00	27
HERNDON STEPHEN D	\$17,671.48	24
YACKEL RAYMOND H	\$17,574.91	23
NOVOBILSKI JEROME R	\$17,531.10	32
MULLENS R MIKE & ASSOCIATES LC	\$17,525.80	47
DOUGLASS ERNEST M	\$17,513.48	63
SKEEN KENNAD L	\$17,351.28	31
TORISEVA TERESA C	\$17,268.00	16
KERNS TIMOTHY J	\$17,265.24	32
VIEWEG GEORGE B III	\$17,240.86	15
CILIBERTI LAW OFFICE LC	\$16,848.49	24
HUNTER J BURTON III	\$16,797.41	26
RAY WINTON & KELLEY PLLC	\$16,429.00	149
KAYSER LAYNE & CLARK PLLC	\$16,423.37	45
HIGGINS HOWARD G JR	\$16,271.66	13
BLAKE MICHAEL	\$16,106.42	38
PELLEGRIN MARK P	\$16,051.50	51

**WEST VIRGINIA PUBLIC DEFENDER SERVICES
APPOINTED COUNSEL FEES & EXPENSES PAID
FISCAL YEAR 2003**

DESCENDING ORDER BY TOTAL \$
Appointed Counsel and Service Providers Separate

PAYEE	VOUCHER TOTAL	# OF CLAIMS
MORAN CATHERINE JANE	\$15,699.13	34
WRIGHT LACY W JR	\$15,504.50	15
MANFORD BYRON CRAIG	\$15,292.13	4
KOSTOL KAREN B	\$14,987.77	11
ANDERSON PATRICK B	\$14,984.27	39
WATKINS WILLIAM M III	\$14,937.75	35
PARTAIN GEORGE L	\$14,886.84	34
FRASHER GARY WAYNE	\$14,841.19	13
DALBY NANCY A	\$14,837.37	9
MUSGRAVE RAYMOND G	\$14,761.21	9
CLARKE D RANDALL	\$14,737.98	20
SMITH CLINTON W	\$14,727.50	29
BEAN & BEAN	\$14,462.50	20
ROSINSKY TIMOTHY P	\$14,392.76	16
JUDY & JUDY	\$14,342.41	32
STOLLINGS HARLEY E	\$14,001.45	16
GIBSON MICHAEL F	\$13,921.40	22
KIRKPATRICK DAVID A	\$13,833.76	11
NEWMAN KEITH L	\$13,830.50	23
ALEXANDER MATTHEW W	\$13,399.39	25
BALL & HIGGINS PLLC	\$13,250.12	13
SIMS DAVID A	\$13,217.06	23
HENDRICKS PETER A	\$13,169.50	17
CARROLL GALE E	\$13,113.08	11
ATKINS PAUL S	\$13,100.00	169
WIEDEL DIANA CARTER	\$13,017.62	10
WIDMER COOMBS & GAYDOS PLLC	\$12,914.15	9
GUILLIS JESSE O JR	\$12,909.49	33
ZAMOW THOMAS	\$12,885.55	17
VANMETER LERA K	\$12,869.90	24
BUTLER JOHN M	\$12,777.07	7
BUSCH & TALBOTT LC	\$12,770.83	14
PARMER LAW OFFICE	\$12,650.69	20
HAMILTON BURGESS YOUNG & POLLARD	\$12,530.56	19
HILL PATRICIA TOLLE	\$12,481.86	12
CICCARELLO DEL GUIDICE & LAFON	\$12,302.26	21
PANEPINTO MARK D	\$12,218.47	3
TYSON DAVID R	\$12,085.17	21
ROSENLIEB DUANE C JR	\$12,051.80	19
GARDNER & JACKSON	\$12,014.71	27
YEAGER JOHN R JR	\$11,996.77	8
LEWIS AMY L J	\$11,972.64	7
ANDERSON CHARLES E	\$11,884.95	16

**WEST VIRGINIA PUBLIC DEFENDER SERVICES
APPOINTED COUNSEL FEES & EXPENSES PAID
FISCAL YEAR 2003**

DESCENDING ORDER BY TOTAL \$
Appointed Counsel and Service Providers Separate

PAYEE	VOUCHER TOTAL	# OF CLAIMS
FRANKOVITCH ANETAKIS COLANTONIO & SIMON	\$11,436.10	29
LAMBERT PAMELA A	\$11,392.51	9
KING WILLIAM KENDRICK	\$11,340.10	4
WITT RICHARD C	\$11,317.09	19
BOWERS JEFFREY S	\$11,302.95	12
BREMER JOHN L	\$10,981.00	14
KARR DAVID JR	\$10,896.69	12
RYAN WILLIAM D	\$10,720.52	33
THURMAN WILLIAM C	\$10,699.60	7
VANDERVORT ROBERT CLARKE	\$10,689.57	2
DOOLEY KATHERINE L	\$10,628.06	23
FAST THOMAS K	\$10,564.33	17
DONNELLY & CARBONE PLLC	\$10,441.66	16
SHAFFER JOSEPH F	\$10,430.13	6
AUCREMANNE JOSEPH	\$10,416.64	27
HAYES & HALL PLLC	\$10,372.57	17
CHASE JOHN K IV	\$10,143.00	21
CARDOSO LEANNE M	\$10,101.19	12
GODWIN JAYMIE S	\$9,991.96	32
GREENBAUM STEVEN A	\$9,946.50	1
DALTON MARSHA	\$9,915.00	8
PAYNE WILBERT A	\$9,872.27	37
WATERS WARNER & HARRIS	\$9,786.37	10
BARRY CHAD DOUGLAS	\$9,750.68	34
GLENN JOHN R LAW OFFICES LC	\$9,630.10	32
WARNER KIMBER RATCLIFFE	\$9,574.89	9
FRANK P BUSH JR & ASSOCIATES LC	\$9,386.20	40
LUCAS MICHAEL W III	\$9,306.49	14
WALTERS & KRAUSKOPF	\$9,277.36	15
SPADARO LAURA E	\$9,155.83	8
WILSON SEAN	\$9,101.00	16
SCHEETZ CHRISTOPHER A	\$9,100.51	23
BEVERIDGE BRENT E	\$9,093.14	32
HUDNALL MARK D	\$9,091.93	13
BAILEY & WYANT PLLC	\$8,921.61	2
PAESANI & KEATON PLLC	\$8,819.16	7
PRICE LOUIE T	\$8,809.65	17
CAMILLETTI DAVID A	\$8,746.95	4
EILAND & BENNETT	\$8,656.96	10
DEMARINO SHELLY MORRIS PLLC	\$8,587.60	40
VITAL RICHARD L	\$8,521.50	10
SWEENEY LAVERNE	\$8,511.59	24
ROOP SMITH & ROOP LAW OFFICE	\$8,397.50	5

**WEST VIRGINIA PUBLIC DEFENDER SERVICES
APPOINTED COUNSEL FEES & EXPENSES PAID
FISCAL YEAR 2003**

DESCENDING ORDER BY TOTAL \$
Appointed Counsel and Service Providers Separate

PAYEE	VOUCHER TOTAL	# OF CLAIMS
SCHRADER BYRD & COMPANION PLLC	\$8,378.56	2
FILE PAYNE SCHERER & FILE	\$8,271.03	12
HOPKINS VIRGINIA JACKSON	\$8,213.30	2
SIMMONS EUGENE M	\$8,154.50	10
BYRNE & HEDGES	\$8,087.45	5
ABRAMS BYRON & HART	\$8,006.99	8
JUBA-PLUMLEY ROSALEE	\$7,951.50	7
CRICHTON & CRICHTON	\$7,820.50	50
HOLROYD FRED F III	\$7,818.70	26
POWELL CAROLINE STAFFORD	\$7,813.50	10
WOOTON LAW FIRM	\$7,801.00	18
JACOBS G PATRICK THE LAW OFFICE OF LC	\$7,793.68	26
ROBINSON & MCELWEE	\$7,757.47	1
LAMP PAT	\$7,622.99	27
BUCY WINIFRED L	\$7,536.00	13
KENNETH J BARNETT PC	\$7,532.34	7
ROWE JAMES S	\$7,512.00	13
STEPTOE & JOHNSON	\$7,423.70	6
RILEY & COOKMAN PLLC	\$7,288.75	20
SNYDER & HASSIG	\$7,190.96	9
FORMAN & HUBER LC	\$7,173.57	3
ORNDORFF DAVID L	\$7,135.70	5
FULLEN FLOYD R	\$7,071.09	9
MORGAN DENNIE S JR	\$6,978.65	16
HALL JEFFREY L	\$6,932.82	28
KATZ KANTOR & PERKINS	\$6,903.94	20
HATFIELD MCGINNIS E JR	\$6,874.45	1
POWELL & MAJESTRO PLLC	\$6,770.50	6
SELDEN STANLEY I	\$6,697.93	11
WHITT MICHAEL R	\$6,691.50	4
BALLARD MCGINLEY PLLC	\$6,684.82	23
LEWIS HIRAM C IV	\$6,667.16	9
HEDGES JONES WHITTIER & HEDGES	\$6,623.10	16
CLINE MICHAEL R	\$6,567.50	14
MIELKE WAYNE ROBERT	\$6,542.50	7
PAUGH SUSAN K	\$6,521.33	19
CZARNIK R THOMAS	\$6,332.72	3
STANTON SHIRLEY J	\$6,312.71	12
HEWITT JENNIFER DAY	\$6,311.90	4
LILLY MELISSA D	\$6,293.50	10
BIBB EDGAR E III	\$6,288.07	13
SPAULDING BERNARD L	\$6,219.50	3
HACKNEY JOHN G JR	\$6,209.00	14

**WEST VIRGINIA PUBLIC DEFENDER SERVICES
APPOINTED COUNSEL FEES & EXPENSES PAID
FISCAL YEAR 2003**

DESCENDING ORDER BY TOTAL \$
Appointed Counsel and Service Providers Separate

PAYEE	VOUCHER TOTAL	# OF CLAIMS
OURS JOHN G	\$6,195.80	16
HALLINAN JACQUELINE A	\$6,141.24	27
JONES WILLIE J	\$6,106.50	10
REGAN THOMAS M LC	\$5,891.90	9
FROBLE MICHAEL E	\$5,864.11	7
WOOD & WININSKY PLLC	\$5,821.00	2
LOSCH LARRY E	\$5,793.50	5
SILVER PAULA K	\$5,746.52	1
WILSON & SHIELDS LC	\$5,665.50	5
UNDERWOOD LAW OFFICES INC	\$5,643.85	12
HART DAVID W	\$5,625.12	7
GOLDEN ELLEN FRANCES	\$5,566.35	8
FREELAND EDDIE LAW FIRM PLLC	\$5,555.50	8
KHAN TASNEEM Q	\$5,552.68	9
MCINTYRE RHONDA M	\$5,463.50	7
POOL JAMES M	\$5,385.00	8
BURTON DEANDRA	\$5,371.00	7
MICHAEL NELSON M LC	\$5,353.73	5
HILL DAVID L	\$5,324.20	20
SHEEHAN & NUGENT PLLC	\$5,239.80	2
JOEL DAVID J	\$5,209.50	4
ROMAIN JULIE GOWER	\$5,155.21	31
ASHLEY ANITA HAROLD	\$5,145.65	5
SELLARO AMBER URTSO	\$5,110.00	11
RUNDLE JULIET WALKER	\$5,059.00	12
CHRIST KATRINA M	\$4,952.35	7
FOLICKMAN PAMELA R LAW OFFICE OF	\$4,911.48	10
BOGARAD SHARON N	\$4,871.95	1
CASSIDY MYERS COGAN VOEGELIN & TENNANT LC	\$4,867.32	1
TUCKER GREGORY A	\$4,856.24	5
CRAIG A COURTENAY	\$4,791.00	3
TAYLOR LAW FIRM PLLC	\$4,779.50	50
SPONAUGLE & SPONAUGLE	\$4,759.50	8
MCLAUGHLIN & CURRY	\$4,685.00	27
SAYRE THOMAS H	\$4,680.15	4
STACY DON M	\$4,649.00	6
COOPER PRESTON & DOUGLAS PLLC	\$4,467.84	11
LANE PATRICK	\$4,462.00	5
CONRAD LARRY J	\$4,459.36	27
BLEVINS MARK A	\$4,420.50	15
POLING LECKTA L	\$4,346.65	4
WEBER & WEBER	\$4,344.34	22
WINTER KURT J	\$4,304.18	9

**WEST VIRGINIA PUBLIC DEFENDER SERVICES
APPOINTED COUNSEL FEES & EXPENSES PAID
FISCAL YEAR 2003**

DESCENDING ORDER BY TOTAL \$
Appointed Counsel and Service Providers Separate

PAYEE	VOUCHER TOTAL	# OF CLAIMS
YOUNG WILLIAM PRENTICE	\$4,166.70	2
HARRINGTON TRAVERS R JR	\$4,155.10	7
VITAL ROBERT E LC	\$3,880.59	3
CONNER APRIL D	\$3,842.00	23
BLALOCK JANE REINER	\$3,761.49	2
AVIS WITTEN & WANDLING LC	\$3,745.10	11
WHEATON KEITH LEWIS	\$3,731.87	4
MCARDLE ELGINE H	\$3,724.84	3
HAMILTON CHARLES R	\$3,685.00	13
CLAY PAUL O JR	\$3,656.78	9
GALL D CONRAD	\$3,617.07	20
BACHMANN HESS BACHMANN & GARDEN	\$3,617.03	2
BOOMER JAMES FRANKLIN	\$3,614.20	9
MORGAN E LAVOYD JR	\$3,568.88	8
FERRO BRETT M	\$3,509.86	11
PARMER DAVID L	\$3,390.11	2
MCCAMIC & MCCAMIC	\$3,383.46	1
PULLIN KNOFF FOWLER & FLANAGAN	\$3,380.02	15
CUTRIGHT ROGER L	\$3,380.00	11
KATZ WORKING FAMILIES LAW FIRM LC	\$3,329.56	9
SIEGRIST & WHITE PLLC	\$3,300.05	6
COSENZA UNDERWOOD & MERRIMAN	\$3,285.00	1
WEHNER LAW OFFICES	\$3,280.53	2
GARRETT LINDA NELSON PLLC	\$3,217.85	9
ROAHRIG RANDAL W	\$3,185.65	1
PAULEY PERRY W JR	\$3,184.50	31
EVERHART BROWN & SNYDER	\$3,072.65	2
MCKAY PAUL M	\$3,052.19	1
BURNS WHITE & HICKTON	\$3,047.75	2
HARDISON RICHARD JR	\$2,956.50	11
COTTRELL PATRICK L	\$2,891.55	10
ROSE JOAN A	\$2,838.20	3
SMITH COURTLANDT	\$2,816.54	5
CAMPBELL & TURKALY	\$2,804.00	9
BIGELOW BRIAN ELLIOTT	\$2,795.50	11
TWYMAN & HARDING	\$2,664.70	7
CIPRIANI & PAULL LC	\$2,642.32	1
CONAWAY TIMOTHY R	\$2,609.00	3
VAN ZANT SUSAN J LC	\$2,539.89	9
HERNDON MORTON HERNDON & YAEGER	\$2,516.00	2
BASTIEN & LACY LC	\$2,500.00	1
SHAFFER & SHAFFER	\$2,376.00	2
KEENAN & ASSOCIATES LC	\$2,299.88	3

**WEST VIRGINIA PUBLIC DEFENDER SERVICES
APPOINTED COUNSEL FEES & EXPENSES PAID
FISCAL YEAR 2003**

DESCENDING ORDER BY TOTAL \$
Appointed Counsel and Service Providers Separate

PAYEE	VOUCHER TOTAL	# OF CLAIMS
RUTTENBERG ROBYN	\$2,262.10	1
SAMMONS OLIVERO & PARASCHOS	\$2,216.11	4
TISSUE PHILIP J	\$2,205.46	3
BLAIR ELIZABETH	\$2,185.57	5
MITCHELL JOHN R JR LAW OFFICE OF LC	\$2,111.00	11
SKEEN KENNAD LEE II	\$2,102.57	8
VIEWEG MARK E	\$2,072.85	5
CLINE-GENTILE DELLA	\$2,071.90	3
GRIFFITH BOYCE	\$2,032.50	12
RANSBOTTOM JENNIFER DICKENS	\$2,005.79	6
RODRIGUEZ KENNETH M	\$1,966.57	6
ANGOTTI & STRAFACE LC	\$1,956.50	6
RYMER GARY L	\$1,947.20	2
HAYES MORGAN B	\$1,942.00	1
BETER GEORGE D	\$1,927.37	1
STEELE THOMAS G	\$1,924.43	2
STOVER WILLIAM D	\$1,912.50	6
MAUSER BERNARD R	\$1,860.80	9
KAUFMAN KEVIN S	\$1,812.55	2
BRUCE BARRY L	\$1,806.56	3
ALT RENAE S	\$1,794.37	3
WILMOTH DAVID H LC	\$1,763.68	8
BRUCE BARRY L & ASSOCIATES LC	\$1,656.18	4
WOLFINGBARGER BRENT W	\$1,612.30	9
LAZENBY K BRUCE	\$1,591.00	8
SEIBERT & KASSERMAN LC	\$1,553.80	1
BINEGAR DAVID JAMES	\$1,545.50	1
PERRY DAVID D	\$1,530.00	1
SPRADLING MARSHALL C	\$1,489.50	2
BRYAN CARSON N	\$1,482.64	4
JORY & SMITH	\$1,456.07	3
BROWN COLLEEN M	\$1,429.50	1
O'BRIEN ROBERT J	\$1,404.00	12
CONRAD ERWIN L	\$1,338.32	5
SUPPLE JOE M	\$1,331.55	4
DUNN RALPH	\$1,261.06	2
VAUGHAN F MALCOLM PLLC	\$1,241.50	2
MOFFATT D KEVIN LAW OFFICE OF PLLC	\$1,228.50	3
STANTON E SCOTT	\$1,208.00	2
JESSER LAW FIRM PLLC	\$1,139.50	2
JOSEPH A WALLACE LC INC	\$1,135.15	2
WALKER LELA PLLC	\$1,128.41	7
ANDRE ROBERT J III	\$1,112.00	2

**WEST VIRGINIA PUBLIC DEFENDER SERVICES
APPOINTED COUNSEL FEES & EXPENSES PAID
FISCAL YEAR 2003**

DESCENDING ORDER BY TOTAL \$
Appointed Counsel and Service Providers Separate

PAYEE	VOUCHER TOTAL	# OF CLAIMS
HENDERSON SCOTT A	\$1,100.50	6
BERRY KESSLER CRUTCHFIELD & TAYLOR	\$1,054.20	5
SCHARF WILLIAM H	\$1,003.50	3
MCHALE C A	\$978.00	1
CURNUTTE SCOTT A	\$963.00	10
WAUGH BRENDA	\$954.00	1
ROSE PADDEN & PETTY LC	\$922.00	8
PAESANI STEPHEN	\$858.27	3
FRAGILE PAT C	\$813.50	3
FRAME DAVID W	\$803.00	4
SKINNER ROBERT R	\$785.55	1
CHAFIN LETITIA NEESE	\$766.00	1
MOORE DAVID K	\$709.45	1
GALLAHER D CLINTON IV	\$708.00	2
HOOVER RANDY D	\$703.00	4
BOTTNER KIRK H LAW OFFICE PLLC	\$665.20	3
POWER BECK & MATZUREFF	\$643.23	1
PRENTICE TIMOTHY H	\$640.82	3
SEGAL LAW FIRM	\$616.73	1
ARONSON FINEMAN & DAVIS CO LPA	\$595.50	1
WATSON ANGELA	\$557.00	1
DICKIE MCCAMEY & CHILCOTE PC	\$536.14	2
FITZWATER TRAVIS R	\$532.00	1
MCMILLION BEN	\$508.41	2
BALLARD ANN L	\$477.95	1
THARP LIOTTA & YOKUM LLP	\$452.50	1
CRUM ROBIN M	\$450.20	1
GROVE AMANDA L	\$440.60	1
SMITH GREG K	\$411.50	1
ELSWICK SCOTT E	\$404.50	2
EINREINHOFFER JOHN	\$402.50	2
MULLENS SHARON M	\$386.00	1
PATTERSON THOMAS K	\$365.00	3
RATLIFF-THOMAS DARLENE	\$359.50	2
CASEY SYLVIA G	\$342.96	1
MEDAGLIO ELLEN L	\$342.10	1
VENEZIA LAW OFFICES LC	\$329.67	2
HARRIS CHRISTIAN R	\$304.50	1
WOLFE HAROLD B III	\$248.00	1
ANGELINI & ANGELINI	\$247.20	1
JACKSON FRANK A	\$232.90	1
FORD LAW FIRM	\$223.00	2
SMITH THOMAS W	\$202.60	1

**WEST VIRGINIA PUBLIC DEFENDER SERVICES
APPOINTED COUNSEL FEES & EXPENSES PAID
FISCAL YEAR 2003**

DESCENDING ORDER BY TOTAL \$
Appointed Counsel and Service Providers Separate

PAYEE	VOUCHER TOTAL	# OF CLAIMS
MICHAEL & KUPEC	\$192.50	1
BLANKENSHIP JAMES C III	\$183.50	1
MANN AMY L	\$172.50	3
LAW OFFICES OF DAWN WHITE LC	\$167.50	1
LEWIS LAW PLLC	\$158.24	1
CHARNOCK & CHARNOK	\$147.00	1
METHENY CONNIE	\$145.00	1
LUSK KYLE G	\$138.60	1
ZERBE CARTER	\$126.00	1
CARRICO LAW OFFICES LC	\$110.00	1
LE QUAN S	\$110.00	1
WILLS MARK E	\$97.50	1
DINSMORE & SHOHL	\$91.50	1
LOCKWOOD DAVID	\$90.00	1
MANN PERRY E	\$83.00	1
TOTAL FOR APPOINTED COUNSEL	\$13,270,625.65	21,518
TRI-S INVESTIGATIONS INC	\$198,725.87	313
VAUGHAN INC	\$81,753.47	205
COOPER GARY L	\$28,890.52	16
MILLS KEVIN D	\$20,422.60	12
DEAK DAVID S	\$20,201.15	52
RICHARDSON DON R ASSOCIATES INC	\$19,500.00	3
PAPE & ASSOCIATES INC	\$18,676.00	2
BECKETT HERMAN H	\$18,411.12	17
BRAMBLE CHARLES E III	\$18,382.48	11
ADAMSKI THOMAS R MD	\$17,300.00	9
INTEGRITY INVESTIGATIONS LLC	\$15,782.68	47
DANNY LANE INC	\$14,781.87	7
PLUM STEVEN M	\$14,391.05	54
FREMOUW WILLIAM J	\$13,500.00	9
GENESCREEN INC	\$12,810.00	1
PLUM C ED	\$10,036.50	30
BROWN V J	\$9,995.64	1
PROCESS STRATEGIES	\$9,650.00	4
HIMMELHOCH JONATHAN M MD PC	\$8,606.20	4
SPENCER MICHAEL D	\$8,307.88	16
ALLEN HEWETT INVESTIGATIONS INC	\$8,286.27	2
REDMOND LARRY WAYNE	\$7,995.00	13
CAPITOL CITY INVESTIGATION INC	\$7,498.19	6
COOKE CONNIE L	\$7,134.05	2
WETTSTEIN ROBERT M MD	\$6,721.00	1
ZOLLA WENDY MA LPC	\$6,347.50	6

**WEST VIRGINIA PUBLIC DEFENDER SERVICES
APPOINTED COUNSEL FEES & EXPENSES PAID
FISCAL YEAR 2003**

DESCENDING ORDER BY TOTAL \$
Appointed Counsel and Service Providers Separate

PAYEE	VOUCHER TOTAL	# OF CLAIMS
PERPER JOSHUA A MD	\$6,200.00	2
GRAY RONALD T	\$5,926.00	1
WHELAN MEDICAL CLINIC INC	\$5,900.00	4
CLAY ROBERT L	\$5,624.13	2
WEST VIRGINIA UNIVERSITY MEDICAL CORPORATION	\$5,500.00	5
LABORATORY CORP OF AMERICA HOLDINGS	\$5,250.00	1
TASA GROUP INC	\$5,174.75	2
CYRIL H WECHT & PATHOLOGY ASSOCIATES INC	\$5,000.00	1
WEDGEWOOD FAMILY PRACTICE & PSYCHIATRY	\$4,875.00	1
PSYCHOLOGICAL CONSULTING INC	\$4,650.00	6
ANDREWS JAMES H	\$4,241.51	1
STONE LEROY A	\$4,150.00	3
KRIEG FRED JAY PHD & ASSOCIATES PLLC	\$3,950.00	7
DIAMOND BILLY A JR	\$3,888.63	1
INVESTIGATION DIVISION INC	\$3,881.63	7
KELLEY SHAMELLE D	\$3,839.65	9
RODIN HAROLD F	\$3,735.55	1
MCNEILL GEORGE	\$3,700.00	1
DAMM JOHN EDWARD ED	\$3,637.50	3
AREA PSYCHIATRIC & PSYCHOTHERAPY GROUP INC	\$3,575.00	3
EAKIN DONALD E JR	\$3,570.00	7
PRIMARY PSYCHOLOGICAL CARE PLLC	\$3,500.00	3
MOUNTAIN STATE PSYCHOLOGICAL SERVICES PLLC	\$3,488.00	7
BOONES DETECTIVE AGENCY	\$3,321.25	5
RAGLAND JANE E	\$3,318.70	1
ALLEGHENY CONSULTANT SERVICES INC	\$3,287.56	7
PATHWAYS PSYCHOLOGICAL CENTER LLC	\$2,945.00	6
CANTONE CHARLES A ESTATE OF	\$2,935.40	1
EASTERN PSYCHOLOGICAL SVC OF WV PLLC	\$2,930.00	6
SPEAKMAN CHRISTINA J	\$2,903.92	4
BEHAVIORAL SCIENCE ASSOCIATES INC	\$2,845.83	3
MCDONALD PATRICIA A	\$2,806.70	4
TOOTHMAN RICE PLLC	\$2,700.00	1
BERRY RAY ANDREW	\$2,592.83	5
ROEBUCK JESSICA MARIE	\$2,471.00	4
WHITE ROBERT S	\$2,425.00	3
WHIRLWIND INVESTIGATION & SECURITY INC	\$2,378.40	3
MOUNTS MICHAEL E	\$2,370.55	2
BURCKER GINGER D	\$2,252.88	2
HUESKE EDWARD E	\$2,231.43	1
COTTRELL JACK	\$2,211.81	8
WHEELING HOSPITAL	\$2,158.25	1
WOLFE HAROLD B	\$2,136.48	3

**WEST VIRGINIA PUBLIC DEFENDER SERVICES
APPOINTED COUNSEL FEES & EXPENSES PAID
FISCAL YEAR 2003**

DESCENDING ORDER BY TOTAL \$
Appointed Counsel and Service Providers Separate

PAYEE	VOUCHER TOTAL	# OF CLAIMS
A & A CONSULTANTS INC	\$2,100.00	1
DENNISON-RODEBAUGH TERRI A	\$2,059.35	6
CHARLESTON PSYCHIATRIC GROUP INC	\$2,038.40	2
SHY STEPHEN C	\$1,998.20	1
HARDING J MICHAEL	\$1,950.00	2
TRAINOR GREGORY E	\$1,950.00	3
PSYCARE INC	\$1,925.00	2
KHAN ASAD HAMID	\$1,875.00	1
HEWITT CHARLES WILLIAM	\$1,837.50	2
ROBERT J MACDONALD AGENCY INC	\$1,810.07	5
LARRY A PETERS INC	\$1,783.42	3
JOHNSON ROY L	\$1,724.80	2
COOPER CHARLIE	\$1,708.15	1
BLUE MOON INVESTIGATIONS INC	\$1,653.19	2
R H INVESTIGATORS & SECURITY INC	\$1,635.12	1
FAMILY SERVICE OF KANAWHA VALLEY INC	\$1,606.60	3
JAMES RICHARD L	\$1,605.52	4
SHENANDOAH VALLEY SEX OFFENDER TREATMENT PROGRAM	\$1,600.00	2
STEGMAN & SCHELLHASE INC	\$1,578.00	1
SOLUTIONS OUTPATIENT SERVICES INC	\$1,500.00	4
BEHAVIOR MANAGEMENT CONSULTANTS INC	\$1,488.50	1
GODBY FRANKLIN DONALD	\$1,443.30	1
FERRELL ROBERT LEWIS	\$1,440.42	3
VENTOSA JOSE J JR MD FAAP	\$1,400.00	1
FORENSIC TAPE ANALYSIS INC	\$1,250.00	1
APPALACHIAN PSYCHOLOGICAL ASSOCIATES INC	\$1,200.00	1
RITTENHOUSE RONNI	\$1,200.00	2
TECHNICAL NETWORK CONSULTING SERVICE	\$1,195.00	1
GRISSINGER DEBORAH J	\$1,193.50	2
RATLIFF DOUGLAS M	\$1,191.98	1
HUN NICHOLAS J	\$1,163.91	2
JDL & ASSOCIATES	\$1,157.11	2
COSENZA UNDERWOOD & MERRIMAN	\$1,142.50	1
PRESIDENTIAL INVESTIGATIONS & BAIL BONDING LLC	\$1,129.59	2
CAVENDISH NICOLENE L	\$1,050.00	1
PSYCHOLOGICAL ASSOC OF LOGAN INC	\$1,007.60	1
WORTHINGTON CENTER INC	\$1,000.00	1
DAISEY RICHARD B	\$921.05	2
STREET SANDRA	\$900.00	2
CANTRELL PAUL ANTHONY	\$886.26	1
HALL JEANNE S	\$858.55	2
VANHORN & VANHORN INC	\$842.32	1
BROSKEY STANLEY J PH D	\$800.00	2

**WEST VIRGINIA PUBLIC DEFENDER SERVICES
APPOINTED COUNSEL FEES & EXPENSES PAID
FISCAL YEAR 2003**

DESCENDING ORDER BY TOTAL \$
Appointed Counsel and Service Providers Separate

PAYEE	VOUCHER TOTAL	# OF CLAIMS
CROSON AGENCY	\$800.00	1
MASSOUD ABDEL-FATAH	\$800.00	1
MORGANTOWN PASTORAL COUNSELING CENTER INC	\$800.00	1
GENERAL GRAPHICS INC	\$790.13	1
CLEVINGER J D	\$754.92	1
MARI SULLIVAN WALKER INC	\$750.00	1
RAGUS MORRIS E	\$750.00	1
MARTIN ROBERT G	\$720.00	2
KELLISON JEANNE L	\$681.45	1
KLM INVESTIGATIONS	\$671.12	3
COUNTY COURT REPORTERS INC	\$666.78	2
HILL RALPH	\$661.80	1
RUNYON TAMERA J	\$658.35	1
GRIFFITH FRED	\$653.46	1
TRI STATE REPORTERS INC	\$627.80	2
COUNSEL PRESS LLC	\$625.80	1
CITY OF PARKERSBURG POLICE DEPT	\$620.00	1
CROSIER SEAN	\$610.16	2
THOMAS FRANKIE LEE	\$600.00	1
DRAKE DONNA LYNN	\$585.98	1
MARATHON TECHNICAL SERVICES	\$579.64	1
BAKER LYNDE G	\$535.20	2
TODD JOHN B	\$491.97	1
KLINE & KLINE ASSOCIATES	\$490.00	1
RADIOLOGY ASSOCIATES INC	\$472.00	1
VINCENT SHARON L	\$465.85	1
MCNEIL DAREN	\$450.00	1
DUNAWAY MARY L	\$447.25	2
PSYCHOLOGICAL HEALTH ASSOCIATES LTD	\$437.50	1
HIGHLAND HOSPITAL	\$427.00	1
KARR JO ELLEN	\$427.00	1
ASSOCIATED COUNSELING SERVICES INC	\$425.00	1
CHESLOCK TERRI R	\$404.25	1
WHITE DANIELLE	\$404.25	1
BEHAVIORAL HEALTH MANAGEMENT GRP INC	\$400.00	1
LASURE REX DAVID	\$400.00	1
COOK INVESTIGATION SERVICE INC	\$388.83	1
GOLDIZEN CRISTINA MD	\$385.00	1
FAIRMONT GENERAL HOSPITAL	\$380.28	1
ASHBURN CAROL A	\$367.25	1
YEZZO G MICHELE	\$363.00	1
POLEY JUDITH A	\$350.00	1
SABO PATTI	\$331.10	1

**WEST VIRGINIA PUBLIC DEFENDER SERVICES
APPOINTED COUNSEL FEES & EXPENSES PAID
FISCAL YEAR 2003**

DESCENDING ORDER BY TOTAL \$
Appointed Counsel and Service Providers Separate

PAYEE	VOUCHER TOTAL	# OF CLAIMS
LUNSFORD WILLIAM G	\$319.00	1
COCHRAN AYME A	\$310.65	1
MARION COUNTY CIRCUIT COURT	\$306.00	1
JIVIDEN LUANNE W	\$292.60	1
HUGHEY JEWELL R	\$272.00	1
CHRISTOPHER MARK E MD	\$250.00	1
JOHNNY JACKSON & ASSOCIATES	\$246.70	1
DAVIS KATHY J	\$238.70	1
BLAKE GEORGE EDWARD	\$237.60	1
OSHOWAY SUE	\$231.00	1
INVESTIGATIVE SOLUTIONS INC	\$228.60	1
PSYCH SERVICES ASSOCIATES INC	\$220.00	1
MCDONALD WILLIAM H III	\$208.00	1
RYAN ANITA A LLC	\$200.00	1
WARREN KATHERINE LOUISE	\$192.05	1
TELLERS JOHN G MD	\$155.00	1
PEARSE RONALD D ED D	\$150.00	1
PRESTERA CENTER FOR MENTAL HEALTH SERVICES	\$150.00	1
LANDES SUSAN M	\$115.50	1
CAMILLETTI DAVID A	\$112.50	1
SCOTTYS INVESTIGATIONS INC	\$94.50	1
OWENS ANNE R	\$69.30	1
MID-OHIO VALLEY HEALTH DEPT	\$55.00	1
TOTAL FOR SERVICE PROVIDERS	\$850,692.11	1,147
GRAND TOTAL	\$14,121,317.76	22,665

**WEST VIRGINIA PUBLIC DEFENDER SERVICES
APPOINTED COUNSEL FEES & EXPENSES PAID
FISCAL YEAR 2003
ALPHABETICAL ORDER**

PAYEE	VOUCHER TOTAL	# OF CLAIMS
A		
A & A CONSULTANTS INC	\$2,100.00	1
ABRAMS BYRON & HART	\$8,006.99	8
ADAMSKI THOMAS R MD	\$17,300.00	9
ALBERTY MICHAEL C	\$20,415.68	14
ALEXANDER MATTHEW W	\$13,399.39	25
ALLEGHENY CONSULTANT SERVICES INC	\$3,287.56	7
ALLEN HEWETT INVESTIGATIONS INC	\$8,286.27	2
ALT RENAE S	\$1,794.37	3
ANDERSON CHARLES E	\$11,884.95	16
ANDERSON PARKULO STANSBURY & ASSOCIATES LC	\$19,032.29	39
ANDERSON PATRICK B	\$14,984.27	39
ANDRE ROBERT J III	\$1,112.00	2
ANDREWS JAMES H	\$4,241.51	1
ANGELINI & ANGELINI	\$247.20	1
ANGOTTI & STRAFACE LC	\$1,956.50	6
APPALACHIAN PSYCHOLOGICAL ASSOCIATES INC	\$1,200.00	1
ARBUCKLE DOUGLAS H	\$54,896.56	73
AREA PSYCHIATRIC & PSYCHOTHERAPY GROUP INC	\$3,575.00	3
ARNOLD S ANDREW	\$45,242.45	32
ARONSON FINEMAN & DAVIS CO LPA	\$595.50	1
ASHBURN CAROL A	\$367.25	1
ASHLEY ANITA HAROLD	\$5,145.65	5
ASKINTOWICZ JOHN W III	\$18,884.31	35
ASSOCIATED COUNSELING SERVICES INC	\$425.00	1
ATKINS PAUL S	\$13,100.00	169
AUCREMANNE JOSEPH	\$10,416.64	27
AVIS WITTEN & WANDLING LC	\$3,745.10	11
B		
BACHMANN HESS BACHMANN & GARDEN	\$3,617.03	2
BAGBY STEVE	\$46,126.77	49
BAILEY & WYANT PLLC	\$8,921.61	2
BAILEY REGGIE R	\$25,615.62	87
BAKER LYNDE G	\$535.20	2
BALL & HIGGINS PLLC	\$13,250.12	13
BALLARD ANN L	\$477.95	1
BALLARD MCGINLEY PLLC	\$6,684.82	23
BARR JACK C	\$84,776.74	168
BARRAT ROBERT E	\$68,899.23	156
BARRY CHAD DOUGLAS	\$9,750.68	34
BASTIEN & LACY LC	\$2,500.00	1
BAYLISS SHAWN D	\$44,737.05	76
BEAN & BEAN	\$14,462.50	20

**WEST VIRGINIA PUBLIC DEFENDER SERVICES
APPOINTED COUNSEL FEES & EXPENSES PAID
FISCAL YEAR 2003
ALPHABETICAL ORDER**

PAYEE	VOUCHER TOTAL	# OF CLAIMS
B Continued		
BEANE JOHN D	\$34,875.77	56
BECKETT HERMAN H	\$18,411.12	17
BEHAVIOR MANAGEMENT CONSULTANTS INC	\$1,488.50	1
BEHAVIORAL HEALTH MANAGEMENT GRP INC	\$400.00	1
BEHAVIORAL SCIENCE ASSOCIATES INC	\$2,845.83	3
BELLOMY & TURNER	\$126,820.37	181
BENFORD LEE F II	\$29,007.34	79
BERRY KESSLER CRUTCHFIELD & TAYLOR	\$1,054.20	5
BERRY RAY ANDREW	\$2,592.83	5
BETER GEORGE D	\$1,927.37	1
BEVERIDGE BRENT E	\$9,093.14	32
BIBB EDGAR E III	\$6,288.07	13
BIGELOW BRIAN ELLIOTT	\$2,795.50	11
BINEGAR DAVID JAMES	\$1,545.50	1
BISCHOFF DONALD K	\$21,129.68	30
BLAIR ELIZABETH	\$2,185.57	5
BLAKE GEORGE EDWARD	\$237.60	1
BLAKE MICHAEL	\$16,106.42	38
BLALOCK JANE REINER	\$3,761.49	2
BLANKENSHIP JAMES C III	\$183.50	1
BLEVINS MARK A	\$4,420.50	15
BLIZZARD GEORGE DANIEL II PLLC	\$60,160.40	30
BLUE MOON INVESTIGATIONS INC	\$1,653.19	2
BLYLER HOWARD J	\$17,979.23	56
BOGARAD SHARON N	\$4,871.95	1
BONINSEGNA SANTE JR	\$22,557.14	47
BOOMER JAMES FRANKLIN	\$3,614.20	9
BOONES DETECTIVE AGENCY	\$3,321.25	5
BOTTNER KIRK H LAW OFFICE PLLC	\$665.20	3
BOUCHILLON CROSSAN & COLBURN LC	\$46,816.41	18
BOWERS JEFFREY S	\$11,302.95	12
BRADLEY & ALBRIGHT PLLC	\$28,083.08	57
BRAMBLE CHARLES E III	\$18,382.48	11
BRECKINRIDGE DAVIS & SPROLES PLLC	\$39,422.84	52
BREMER JOHN L	\$10,981.00	14
BREWER & GIGGENBACH PLLC	\$32,546.24	32
BRISCOE L SCOTT	\$87,605.12	86
BROSKEY STANLEY J PH D	\$800.00	2
BROWN & LEVICOFF	\$45,657.18	57
BROWN COLLEEN M	\$1,429.50	1
BROWN V J	\$9,995.64	1
BROWNING ROBERT JR LC	\$28,007.55	79
BRUCE BARRY L	\$1,806.56	3

**WEST VIRGINIA PUBLIC DEFENDER SERVICES
APPOINTED COUNSEL FEES & EXPENSES PAID
FISCAL YEAR 2003
ALPHABETICAL ORDER**

PAYEE	VOUCHER TOTAL	# OF CLAIMS
B Continued		
BRUCE BARRY L & ASSOCIATES LC	\$1,656.18	4
BRYAN CARSON N	\$1,482.64	4
BRYANT CARL P	\$94,603.71	203
BUCY WINIFRED L	\$7,536.00	13
BULLMAN & BULLMAN	\$43,190.99	60
BURCKER GINGER D	\$2,252.88	2
BURDETTE KRISTINE ADELE	\$30,426.33	79
BURNS WHITE & HICKTON	\$3,047.75	2
BURTON DEANDRA	\$5,371.00	7
BUSCH & TALBOTT LC	\$12,770.83	14
BUTLER JOHN M	\$12,777.07	7
BYRNE & HEDGES	\$8,087.45	5
C		
CALLAGHAN & CALLAGHAN PLLC	\$40,965.34	31
CAMILLETTI DAVID A	\$8,746.95	4
CAMILLETTI DAVID A	\$112.50	1
CAMPBELL & TURKALY	\$2,804.00	9
CANTONE CHARLES A ESTATE OF	\$2,935.40	1
CANTRELL PAUL ANTHONY	\$886.26	1
CAPITOL CITY INVESTIGATION INC	\$7,498.19	6
CARDOSO LEANNE M	\$10,101.19	12
CARL KEATON & FRAZER PLLC	\$34,851.00	51
CARR BRIAN KEITH	\$37,706.04	134
CARRICO LAW OFFICES LC	\$110.00	1
CARROLL GALE E	\$13,113.08	11
CASEY JAMES M	\$29,714.98	39
CASEY SYLVIA G	\$342.96	1
CASSIDY MYERS COGAN VOEGELIN & TENNANT LC	\$4,867.32	1
CASTO & CASTO LC	\$17,969.37	11
CAVENDISH NICOLENE L	\$1,050.00	1
CHAFIN LETITIA NEESE	\$766.00	1
CHARLESTON PSYCHIATRIC GROUP INC	\$2,038.40	2
CHARNOCK & CHARNOK	\$147.00	1
CHASE JOHN K IV	\$10,143.00	21
CHESLOCK TERRI R	\$404.25	1
CHILDLAW SERVICES INC	\$39,528.17	58
CHRIST KATRINA M	\$4,952.35	7
CHRISTOPHER MARK E MD	\$250.00	1
CICCARELLO DEL GUIDICE & LAFON	\$12,302.26	21
CILIBERTI LAW OFFICE LC	\$16,848.49	24
CIPRIANI & PAULL LC	\$2,642.32	1
CITY OF PARKERSBURG POLICE DEPT	\$620.00	1

**WEST VIRGINIA PUBLIC DEFENDER SERVICES
APPOINTED COUNSEL FEES & EXPENSES PAID
FISCAL YEAR 2003
ALPHABETICAL ORDER**

PAYEE	VOUCHER TOTAL	# OF CLAIMS
C Continued		
CLAGETT & GOREY	\$257,158.61	522
CLARKE D RANDALL	\$14,737.98	20
CLAY PAUL O JR	\$3,656.78	9
CLAY ROBERT L	\$5,624.13	2
CLEVINGER J D	\$754.92	1
CLINE MICHAEL R	\$6,567.50	14
CLINE-GENTILE DELLA	\$2,071.90	3
COCHRAN AYME A	\$310.65	1
COLLINS & COURTRIGHT	\$56,181.32	114
CONAWAY TIMOTHY R	\$2,609.00	3
CONNER APRIL D	\$3,842.00	23
CONRAD ERWIN L	\$1,338.32	5
CONRAD LARRY J	\$4,459.36	27
COOK & COOK	\$32,068.00	51
COOK INVESTIGATION SERVICE INC	\$388.83	1
COOKE CONNIE L	\$7,134.05	2
COOPER CHARLIE	\$1,708.15	1
COOPER GARY L	\$28,890.52	16
COOPER PRESTON & DOUGLAS PLLC	\$4,467.84	11
COREY DANIEL S	\$95,281.00	106
COSENZA UNDERWOOD & MERRIMAN	\$3,285.00	1
COSENZA UNDERWOOD & MERRIMAN	\$1,142.50	1
COTTRELL JACK	\$2,211.81	8
COTTRELL PATRICK L	\$2,891.55	10
COUNSEL PRESS LLC	\$625.80	1
COUNTY COURT REPORTERS INC	\$666.78	2
CRAIG A COURTENAY	\$4,791.00	3
CRANDALL PYLES HAVILAND & TURNER LLP	\$41,845.54	39
CRICHTON & CRICHTON	\$7,820.50	50
CROSIER SEAN	\$610.16	2
CROSON AGENCY	\$800.00	1
CRUM ROBIN M	\$450.20	1
CURNUTTE SCOTT A	\$963.00	10
CURRY DENNIS H	\$61,774.50	64
CUTRIGHT ROGER L	\$3,380.00	11
CYRIL H WECHT & PATHOLOGY ASSOCIATES INC	\$5,000.00	1
CZARNIK R THOMAS	\$6,332.72	3
D		
DAISEY RICHARD B	\$921.05	2
DALBY NANCY A	\$14,837.37	9
DALTON MARSHA	\$9,915.00	8
DAMM JOHN EDWARD ED	\$3,637.50	3

**WEST VIRGINIA PUBLIC DEFENDER SERVICES
APPOINTED COUNSEL FEES & EXPENSES PAID
FISCAL YEAR 2003
ALPHABETICAL ORDER**

PAYEE	VOUCHER TOTAL	# OF CLAIMS
D Continued		
DANNY LANE INC	\$14,781.87	7
DAVIS CHRISTOPHER A	\$29,627.41	45
DAVIS KATHY J	\$238.70	1
DEAK DAVID S	\$20,201.15	52
DEAN & MAYNARD PLLC	\$36,898.70	68
DEAN CHRISTOPHER	\$29,583.81	68
DEMARINO SHELLY MORRIS PLLC	\$8,587.60	40
DEMOSS DAVID B	\$19,198.00	62
DEMPSTER BRIAN C	\$31,028.64	47
DENNISON-RODEBAUGH TERRI A	\$2,059.35	6
DIAMOND BILLY A JR	\$3,888.63	1
DICKIE MCCAMEY & CHILCOTE PC	\$536.14	2
DILLON WELLS H	\$114,499.76	117
DILS JAN D	\$28,043.46	71
DINSMORE & SHOHL	\$91.50	1
DONNELLY & CARBONE PLLC	\$10,441.66	16
DOOLEY KATHERINE L	\$10,628.06	23
DOUGLASS ERNEST M	\$17,513.48	63
DOWNING MARVIN L	\$23,655.28	34
DRAKE DONNA LYNN	\$585.98	1
DUFFY KEVIN C	\$20,523.79	9
DUNAWAY MARY L	\$447.25	2
DUNN RALPH	\$1,261.06	2
DUTY WILLIAM H	\$26,244.53	68
DYER THOMAS G	\$29,656.13	13
E		
EAKIN DONALD E JR	\$3,570.00	7
EASTERN PSYCHOLOGICAL SVC OF WV PLLC	\$2,930.00	6
EDWARDS JAMES BRYAN	\$24,149.82	17
EILAND & BENNETT	\$8,656.96	10
EINREINHOFFER JOHN	\$402.50	2
EKENASI GEOFFREY I	\$25,271.00	15
ELDER JEFFREY A LC	\$45,205.10	60
ELLEM JOHN N	\$43,144.08	165
ELSWICK SCOTT E	\$404.50	2
ERHARD CRAIG P	\$41,669.77	32
ESPOSITO & ESPOSITO	\$54,976.90	84
EVERHART BROWN & SNYDER	\$3,072.65	2
F		
FAIRMONT GENERAL HOSPITAL	\$380.28	1
FAMILY SERVICE OF KANAWHA VALLEY INC	\$1,606.60	3

**WEST VIRGINIA PUBLIC DEFENDER SERVICES
APPOINTED COUNSEL FEES & EXPENSES PAID
FISCAL YEAR 2003
ALPHABETICAL ORDER**

PAYEE	VOUCHER TOTAL	# OF CLAIMS
F Continued		
FAST THOMAS K	\$10,564.33	17
FERGUSON LISA WEESE	\$41,302.30	71
FERRELL ROBERT LEWIS	\$1,440.42	3
FERRIS HOWARD M	\$49,778.50	184
FERRO BRETT M	\$3,509.86	11
FILE PAYNE SCHERER & FILE	\$8,271.03	12
FITTRO JONATHAN	\$31,600.95	41
FITZ STEPHEN S	\$51,690.12	99
FITZWATER TRAVIS R	\$532.00	1
FLANIGAN JAMES L	\$25,065.90	34
FLINCHUM R KEITH	\$69,690.92	56
FOLICKMAN PAMELA R LAW OFFICE OF	\$4,911.48	10
FOLIO JOHN SAMUEL	\$19,309.24	17
FORD LAW FIRM	\$223.00	2
FORENSIC TAPE ANALYSIS INC	\$1,250.00	1
FORESTER WILLIAM T	\$37,464.77	56
FORMAN & HUBER LC	\$7,173.57	3
FRAGILE PAT C	\$813.50	3
FRAME DAVID W	\$803.00	4
FRANCIS ERIC M	\$26,204.44	29
FRANK P BUSH JR & ASSOCIATES LC	\$9,386.20	40
FRANKOVITCH ANETAKIS COLANTONIO & SIMON	\$11,436.10	29
FRASHER GARY WAYNE	\$14,841.19	13
FREELAND EDDIE LAW FIRM PLLC	\$5,555.50	8
FREEMAN & NIEZGODA PLLC	\$77,610.30	115
FREMOUW WILLIAM J	\$13,500.00	9
FROBLE MICHAEL E	\$5,864.11	7
FULLEN FLOYD R	\$7,071.09	9
G		
GALL D CONRAD	\$3,617.07	20
GALLAHER D CLINTON IV	\$708.00	2
GARDNER & JACKSON	\$12,014.71	27
GARRETT & FARBER	\$41,521.39	75
GARRETT & GARRETT	\$71,524.70	68
GARRETT LINDA NELSON PLLC	\$3,217.85	9
GEARY & GEARY LC	\$34,442.97	46
GENERAL GRAPHICS INC	\$790.13	1
GENESCREEN INC	\$12,810.00	1
GIBSON MICHAEL F	\$13,921.40	22
GIGGENBACH ELIZABETH K	\$25,045.10	15
GLENN JOHN R LAW OFFICES LC	\$9,630.10	32
GODBY FRANKLIN DONALD	\$1,443.30	1

**WEST VIRGINIA PUBLIC DEFENDER SERVICES
APPOINTED COUNSEL FEES & EXPENSES PAID
FISCAL YEAR 2003
ALPHABETICAL ORDER**

PAYEE	VOUCHER TOTAL	# OF CLAIMS
G Continued		
GODWIN JAYMIE S	\$9,991.96	32
GOLDEN ELLEN FRANCES	\$5,566.35	8
GOLDIZEN CRISTINA MD	\$385.00	1
GORDON MARGARET A B	\$86,641.58	60
GRAY RONALD T	\$5,926.00	1
GREENBAUM STEVEN A	\$9,946.50	1
GREGORY BETTY SUE CLARK	\$26,885.43	52
GREINER & CYRUS LC	\$24,783.38	25
GRIFFITH BOYCE	\$2,032.50	12
GRIFFITH FRED	\$653.46	1
GRISSINGER DEBORAH J	\$1,193.50	2
GROVE AMANDA L	\$440.60	1
GUILLS JESSE O JR	\$12,909.49	33
GUTMANN RICHARD M LC	\$33,680.91	64
H		
HACKNEY JOHN G JR	\$6,209.00	14
HAGER HARRY L	\$41,340.00	748
HALL DWIGHT R	\$84,431.90	146
HALL JEANNE S	\$858.55	2
HALL JEFFREY L	\$6,932.82	28
HALL KAREN L	\$21,330.44	114
HALLINAN JACQUELINE A	\$6,141.24	27
HAMILTON BURGESS YOUNG & POLLARD	\$12,530.56	19
HAMILTON CHARLES R	\$3,685.00	13
HAMILTON NEAL J	\$23,210.61	52
HANCOCK & SEARS	\$18,068.35	24
HARDING J MICHAEL	\$1,950.00	2
HARDISON RICHARD JR	\$2,956.50	11
HARMAN MARLA ZELENE	\$49,700.50	36
HARRINGTON TRAVERS R JR	\$4,155.10	7
HARRIS CHRISTIAN R	\$304.50	1
HART DAVID W	\$5,625.12	7
HARTMAN & HARTMAN PLLC	\$22,996.66	56
HARVEY & JANUTOLO	\$29,440.65	72
HASSAN RONALD D	\$26,815.00	43
HATFIELD HARRY M	\$38,633.30	65
HATFIELD MCGINNIS E JR	\$6,874.45	1
HAUGHT IRA M	\$140,064.15	70
HAWKINS JAMES E JR	\$69,192.47	317
HAYES & HALL PLLC	\$10,372.57	17
HAYES MORGAN B	\$1,942.00	1
HAYNIE BELINDA A	\$39,629.04	87

**WEST VIRGINIA PUBLIC DEFENDER SERVICES
APPOINTED COUNSEL FEES & EXPENSES PAID
FISCAL YEAR 2003
ALPHABETICAL ORDER**

PAYEE	VOUCHER TOTAL	# OF CLAIMS
H Continued		
HEDGES JONES WHITTIER & HEDGES	\$6,623.10	16
HENDERSON & FUDA	\$61,795.90	55
HENDERSON SCOTT A	\$1,100.50	6
HENDRICKS PETER A	\$13,169.50	17
HERNDON MORTON HERNDON & YAEGER	\$2,516.00	2
HERNDON STEPHEN D	\$17,671.48	24
HEWITT CHARLES WILLIAM	\$1,837.50	2
HEWITT JENNIFER DAY	\$6,311.90	4
HICKS NATHAN A PLLC	\$26,375.00	19
HIGGINS HOWARD G JR	\$16,271.66	13
HIGHLAND HOSPITAL	\$427.00	1
HILL DAVID L	\$5,324.20	20
HILL PATRICIA TOLLE	\$12,481.86	12
HILL RALPH	\$661.80	1
HIMMELHOCH JONATHAN M MD PC	\$8,606.20	4
HIVELY HERBERT L II	\$29,345.23	97
HOLROYD FRED F III	\$7,818.70	26
HOOVER RANDY D	\$703.00	4
HOPKINS VIRGINIA JACKSON	\$8,213.30	2
HOWLEY LOREN B	\$18,187.10	11
HUDNALL MARK D	\$9,091.93	13
HUESKE EDWARD E	\$2,231.43	1
HUFFMAN WILLIAM O	\$43,868.34	30
HUGHART KEVIN W	\$27,466.33	44
HUGHEY JEWELL R	\$272.00	1
HUMBERSON DON A	\$39,320.16	45
HUN NICHOLAS J	\$1,163.91	2
HUNT & SERRENO	\$34,164.04	22
HUNTER J BURTON III	\$16,797.41	26
HYER & LITTLEPAGE	\$53,234.07	55
I		
INTEGRITY INVESTIGATIONS LLC	\$15,782.68	47
INVESTIGATION DIVISION INC	\$3,881.63	7
INVESTIGATIVE SOLUTIONS INC	\$228.60	1
ISNER JUDITH A	\$45,512.14	39
J		
JACKSON & KELLY	\$72,999.11	7
JACKSON FRANK A	\$232.90	1
JACOBS G PATRICK THE LAW OFFICE OF LC	\$7,793.68	26
JACOVETTY GERALD G JR LC	\$22,258.82	69
JAMES RICHARD L	\$1,605.52	4

**WEST VIRGINIA PUBLIC DEFENDER SERVICES
APPOINTED COUNSEL FEES & EXPENSES PAID
FISCAL YEAR 2003
ALPHABETICAL ORDER**

PAYEE	VOUCHER TOTAL	# OF CLAIMS
J Continued		
JARRELL ROBERT STEPHEN	\$125,944.75	201
JDL & ASSOCIATES	\$1,157.11	2
JESSER LAW FIRM PLLC	\$1,139.50	2
JIVIDEN LUANNE W	\$292.60	1
JOEL DAVID J	\$5,209.50	4
JOHNNY JACKSON & ASSOCIATES	\$246.70	1
JOHNSON ROY L	\$1,724.80	2
JOHNSTON HOLROYD & ASSOCIATES	\$23,558.50	47
JONES WILLIE J	\$6,106.50	10
JORY & SMITH	\$1,456.07	3
JOSEPH A WALLACE LC INC	\$1,135.15	2
JUBA-PLUMLEY ROSALEE	\$7,951.50	7
JUDY & JUDY	\$14,342.41	32
K		
KARICKHOFF DAVID	\$46,417.02	83
KARR DAVID JR	\$10,896.69	12
KARR JO ELLEN	\$427.00	1
KATZ KANTOR & PERKINS	\$6,903.94	20
KATZ WORKING FAMILIES LAW FIRM LC	\$3,329.56	9
KAUFMAN KEVIN S	\$1,812.55	2
KAYSER LAYNE & CLARK PLLC	\$16,423.37	45
KEENAN & ASSOCIATES LC	\$2,299.88	3
KEENER RAYMOND III	\$90,397.45	440
KELLEY LEGAL SERVICES PLLC	\$30,244.00	77
KELLEY SHAMELLE D	\$3,839.65	9
KELLISON JEANNE L	\$681.45	1
KENNETH J BARNETT PC	\$7,532.34	7
KERNS TIMOTHY J	\$17,265.24	32
KHAN ASAD HAMID	\$1,875.00	1
KHAN TASNEEM Q	\$5,552.68	9
KING WAYNE	\$19,172.50	24
KING WILLIAM KENDRICK	\$11,340.10	4
KIRK THOMAS L	\$73,569.33	49
KIRKPATRICK DAVID A	\$13,833.76	11
KLINE & KLINE ASSOCIATES	\$490.00	1
KLM INVESTIGATIONS	\$671.12	3
KOSTOL KAREN B	\$14,987.77	11
KRATOVIL & AMORE PLLC	\$19,070.79	26
KRIEG FRED JAY PHD & ASSOCIATES PLLC	\$3,950.00	7
KRIVONYAK JOHN C	\$43,791.00	197
KURELAC PATRICIA A	\$29,945.49	39
KUYKENDALL WILLIAM R	\$22,543.19	23

**WEST VIRGINIA PUBLIC DEFENDER SERVICES
APPOINTED COUNSEL FEES & EXPENSES PAID
FISCAL YEAR 2003
ALPHABETICAL ORDER**

PAYEE	VOUCHER TOTAL	# OF CLAIMS
L		
LA NEVE & MILEY PLLC	\$32,098.31	33
LABORATORY CORP OF AMERICA HOLDINGS	\$5,250.00	1
LACARIA PHILIP A	\$26,814.00	34
LAISHLEY JOHN	\$56,461.06	231
LAMBERT PAMELA A	\$11,392.51	9
LAMP PAT	\$7,622.99	27
LANDES SUSAN M	\$115.50	1
LANE PATRICK	\$4,462.00	5
LANE PAUL E	\$66,626.62	59
LARRY A PETERS INC	\$1,783.42	3
LASH FRANKLIN W	\$27,299.33	30
LASURE REX DAVID	\$400.00	1
LAW OFFICES OF DAWN WHITE LC	\$167.50	1
LAZENBY K BRUCE	\$1,591.00	8
LE QUAN S	\$110.00	1
LEGG BASIL JR	\$27,098.20	46
LESTER WILLIAM M	\$51,891.31	103
LEWIS AMY L J	\$11,972.64	7
LEWIS HIRAM C IV	\$6,667.16	9
LEWIS LAW PLLC	\$158.24	1
LILLY MELISSA D	\$6,293.50	10
LINKOUS GERALD R	\$42,583.48	60
LOCKWOOD DAVID	\$90.00	1
LOSCH LARRY E	\$5,793.50	5
LOUDERBACK ROBIN R	\$26,919.50	181
LUCAS MICHAEL W III	\$9,306.49	14
LUNSFORD WILLIAM G	\$319.00	1
LUPARDUS TIMOTHY P	\$37,575.46	100
LUSK KYLE G	\$138.60	1
M		
MANCINI STEVEN K	\$25,578.43	21
MANFORD BYRON CRAIG	\$15,292.13	4
MANN AMY L	\$172.50	3
MANN PERRY E	\$83.00	1
MANYPENNY J PERRY	\$32,821.75	82
MARATHON TECHNICAL SERVICES	\$579.64	1
MARI SULLIVAN WALKER INC	\$750.00	1
MARION COUNTY CIRCUIT COURT	\$306.00	1
MARTIN ROBERT G	\$720.00	2
MARTINO GARY J	\$23,470.50	61
MASSOUD ABDEL-FATAH	\$800.00	1
MAUSER BERNARD R	\$1,860.80	9

**WEST VIRGINIA PUBLIC DEFENDER SERVICES
APPOINTED COUNSEL FEES & EXPENSES PAID
FISCAL YEAR 2003
ALPHABETICAL ORDER**

PAYEE	VOUCHER TOTAL	# OF CLAIMS
M Continued		
MAYNARD TERESA D	\$20,368.84	83
MAZZEI ROCCO E	\$75,709.61	51
MCARDLE ELGINE H	\$3,724.84	3
MCCAMIC & MCCAMIC	\$3,383.46	1
MCCOY JAMES A JR	\$28,508.00	32
MCCUE LISA V	\$27,359.36	32
MCDERMOTT & BONENBERGER PLLC	\$71,627.80	111
MCDONALD PATRICIA A	\$2,806.70	4
MCDONALD WILLIAM H III	\$208.00	1
MCGRAW WARREN R II	\$126,559.00	81
MCHALE C A	\$978.00	1
MCINTYRE RHONDA M	\$5,463.50	7
MCKAY PAUL M	\$3,052.19	1
MCLAUGHLIN & CURRY	\$4,685.00	27
MCMILLION BEN	\$508.41	2
MCNEER HIGHLAND MCMUNN & VARNER LC	\$19,492.54	18
MCNEIL DAREN	\$450.00	1
MCNEILL GEORGE	\$3,700.00	1
MEDAGLIO ELLEN L	\$342.10	1
MERRIFIELD RODNEY B	\$88,559.05	70
METHENY CONNIE	\$145.00	1
MICHAEL & KUPEC	\$192.50	1
MICHAEL NELSON M LC	\$5,353.73	5
MID-OHIO VALLEY HEALTH DEPT	\$55.00	1
MIELKE WAYNE ROBERT	\$6,542.50	7
MILLS KEVIN D	\$18,920.10	9
MILLS KEVIN D	\$20,422.60	12
MITCHELL JOHN R JR LAW OFFICE OF LC	\$2,111.00	11
MOFFATT D KEVIN LAW OFFICE OF PLLC	\$1,228.50	3
MOLESSA HEATHER IRELAND	\$36,189.59	31
MOORE DAVID K	\$709.45	1
MORAN CATHERINE JANE	\$15,699.13	34
MORGAN DENNIE S JR	\$6,978.65	16
MORGAN E LAVOYD JR	\$3,568.88	8
MORGAN EDWARD WARD	\$23,155.50	22
MORGANTOWN PASTORAL COUNSELING CENTER INC	\$800.00	1
MORRIS GARY W II	\$25,963.30	10
MOSES JOSEPH J	\$54,758.36	76
MOUNTAIN STATE PSYCHOLOGICAL SERVICES PLLC	\$3,488.00	7
MOUNTS MICHAEL E	\$2,370.55	2
MOUNTS TONYA L LC INC	\$18,418.07	34
MOYE DAVID O	\$18,842.95	44
MULLENS R MIKE & ASSOCIATES LC	\$17,525.80	47

**WEST VIRGINIA PUBLIC DEFENDER SERVICES
APPOINTED COUNSEL FEES & EXPENSES PAID
FISCAL YEAR 2003
ALPHABETICAL ORDER**

PAYEE	VOUCHER TOTAL	# OF CLAIMS
M Continued		
MULLENS SHARON M	\$386.00	1
MULLINS CHARLES B II	\$111,123.00	101
MUNCHMEYER THOMAS MOORE	\$23,811.50	38
MUSGRAVE RAYMOND G	\$14,761.21	9
N		
NAVY L VICTOR	\$49,628.80	55
NEISWONGER & WHITE	\$47,583.25	194
NESSER KERRY A	\$73,066.09	52
NEWBOLD WILEY W	\$28,227.42	37
NEWMAN KEITH L	\$13,830.50	23
NOGAY CATHRYN A	\$38,762.76	19
NOONE ROBERT T	\$52,972.78	45
NOVOBILSKI JEROME R	\$17,531.10	32
O		
O'BRIEN ROBERT J	\$1,404.00	12
OOTEN GRAYDON C JR	\$31,417.00	42
ORNDORFF DAVID L	\$7,135.70	5
ORTEZA AILYNN MAE	\$58,826.27	47
OSHOWAY F JOHN	\$20,697.00	5
OSHOWAY SUE	\$231.00	1
OURS JOHN G	\$6,195.80	16
OWENS ANNE R	\$69.30	1
P		
PAESANI & KEATON PLLC	\$8,819.16	7
PAESANI STEPHEN	\$858.27	3
PALMER JAMES J III	\$19,101.79	25
PANCAKE F CODY III	\$35,526.19	55
PANEPINTO MARK D	\$12,218.47	3
PAPE & ASSOCIATES INC	\$18,676.00	2
PARMER DAVID L	\$3,390.11	2
PARMER LAW OFFICE	\$12,650.69	20
PARTAIN GEORGE L	\$14,886.84	34
PATHWAYS PSYCHOLOGICAL CENTER LLC	\$2,945.00	6
PATTERSON THOMAS K	\$365.00	3
PATTON ANDREW C	\$24,631.10	57
PAUGH SUSAN K	\$6,521.33	19
PAULEY PERRY W JR	\$3,184.50	31
PAYNE WILBERT A	\$9,872.27	37
PEARSE RONALD D ED D	\$150.00	1
PELLEGRIN MARK P	\$16,051.50	51

**WEST VIRGINIA PUBLIC DEFENDER SERVICES
APPOINTED COUNSEL FEES & EXPENSES PAID
FISCAL YEAR 2003
ALPHABETICAL ORDER**

PAYEE	VOUCHER TOTAL	# OF CLAIMS
P Continued		
PENNINGTON DEANNA L	\$30,940.00	83
PENNINGTON WILLIAM L	\$53,981.97	62
PERPER JOSHUA A MD	\$6,200.00	2
PERRY DAVID D	\$1,530.00	1
PEYTON HARVEY D	\$20,700.10	48
PHILLIPS GARDILL KAISER & ALTMAYER	\$26,050.71	13
PLUM C ED	\$10,036.50	30
PLUM STEVEN M	\$14,391.05	54
POLEY JUDITH A	\$350.00	1
POLING LECKTA L	\$4,346.65	4
POOL JAMES M	\$5,385.00	8
POWELL & MAJESTRO PLLC	\$6,770.50	6
POWELL CAROLINE STAFFORD	\$7,813.50	10
POWELL JAMES CORBLEY	\$39,858.50	29
POWELL JAMES MILTON	\$121,788.27	144
POWER BECK & MATZUREFF	\$643.23	1
PRALL THOMAS J	\$54,326.53	120
PRENTICE TIMOTHY H	\$640.82	3
PRESIDENTIAL INVESTIGATIONS & BAIL BONDING LLC	\$1,129.59	2
PRESTERA CENTER FOR MENTAL HEALTH SERVICES	\$150.00	1
PRESTON & WEESE LC	\$22,135.30	28
PRICE LOUIE T	\$8,809.65	17
PRIMARY PSYCHOLOGICAL CARE PLLC	\$3,500.00	3
PRITT JEFFRY A	\$31,253.76	20
PROCESS STRATEGIES	\$9,650.00	4
PSYCARE INC	\$1,925.00	2
PSYCH SERVICES ASSOCIATES INC	\$220.00	1
PSYCHOLOGICAL ASSOC OF LOGAN INC	\$1,007.60	1
PSYCHOLOGICAL CONSULTING INC	\$4,650.00	6
PSYCHOLOGICAL HEALTH ASSOCIATES LTD	\$437.50	1
PULLIN KNOPF FOWLER & FLANAGAN	\$3,380.02	15
R		
R H INVESTIGATORS & SECURITY INC	\$1,635.12	1
RADCLIFF PATRICK LC	\$138,312.17	170
RADIOLOGY ASSOCIATES INC	\$472.00	1
RADMAN SCOTT S	\$73,024.17	151
RAGLAND JANE E	\$3,318.70	1
RAGUS MORRIS E	\$750.00	1
RANSBOTTOM JENNIFER DICKENS	\$2,005.79	6
RATLIFF DOUGLAS M	\$1,191.98	1
RATLIFF-THOMAS DARLENE	\$359.50	2
RAY WINTON & KELLEY PLLC	\$16,429.00	149

**WEST VIRGINIA PUBLIC DEFENDER SERVICES
APPOINTED COUNSEL FEES & EXPENSES PAID
FISCAL YEAR 2003
ALPHABETICAL ORDER**

PAYEE	VOUCHER TOTAL	# OF CLAIMS
R Continued		
REDMOND LARRY WAYNE	\$7,995.00	13
REED & REED	\$20,695.85	27
REGAN THOMAS M LC	\$5,891.90	9
REGER JACOB E	\$63,079.56	197
REXROAD WILLETT & NANNERS PLLC	\$139,144.76	147
RHODES JAMES RANDALL	\$38,522.92	52
RICHARDSON DON R ASSOCIATES INC	\$19,500.00	3
RICHARDSON RICHARDSON & CAMPBELL	\$18,276.85	48
RILEY & COOKMAN PLLC	\$7,288.75	20
RITTENHOUSE RONNI	\$1,200.00	2
ROAHRIG RANDAL W	\$3,185.65	1
ROBERT J MACDONALD AGENCY INC	\$1,810.07	5
ROBINSON & MCELWEE	\$7,757.47	1
RODGERS JEFFREY S	\$43,665.69	77
RODIN HAROLD F	\$3,735.55	1
RODRIGUEZ KENNETH M	\$1,966.57	6
ROEBUCK JESSICA MARIE	\$2,471.00	4
ROLL W DAN	\$51,895.11	116
ROLLO EDMUND J	\$27,900.35	70
ROMAIN JULIE GOWER	\$5,155.21	31
ROOP SMITH & ROOP LAW OFFICE	\$8,397.50	5
ROSE JOAN A	\$2,838.20	3
ROSE PADDEN & PETTY LC	\$922.00	8
ROSENLIEB DUANE C JR	\$12,051.80	19
ROSINSKY TIMOTHY P	\$14,392.76	16
ROTH LEGAL SERVICES LC	\$47,996.63	56
ROWE JAMES S	\$7,512.00	13
RUNDLE & RUNDLE LC	\$63,726.50	168
RUNDLE JULIET WALKER	\$5,059.00	12
RUNYON TAMERA J	\$658.35	1
RUSEN & WHITE PLLC	\$112,761.61	188
RUSSELL MELINDA L	\$59,378.33	53
RUTTENBERG ROBYN	\$2,262.10	1
RYAN A J	\$66,402.02	77
RYAN ANITA A LLC	\$200.00	1
RYAN KOURTNEY A	\$24,813.00	13
RYAN WILLIAM D	\$10,720.52	33
RYMER GARY L	\$1,947.20	2
S		
S SEAN MURPHY LC	\$21,879.39	20
SABO PATTI	\$331.10	1
SAFFER MARTIN V	\$24,458.00	24

**WEST VIRGINIA PUBLIC DEFENDER SERVICES
APPOINTED COUNSEL FEES & EXPENSES PAID
FISCAL YEAR 2003
ALPHABETICAL ORDER**

PAYEE	VOUCHER TOTAL	# OF CLAIMS
S Continued		
SAL NATALIE J	\$28,006.69	16
SAMMONS OLIVERO & PARASCHOS	\$2,216.11	4
SANDERS AUSTIN PRUDICH & FLANIGAN	\$28,008.03	57
SANTER & SANTER	\$19,649.83	48
SAVILLE & STEWART PLLC	\$46,628.95	70
SAYRE THOMAS H	\$4,680.15	4
SCHARF WILLIAM H	\$1,003.50	3
SCHEETZ CHRISTOPHER A	\$9,100.51	23
SCHOEN PATTI ANN	\$19,422.17	21
SCHRADER BYRD & COMPANION PLLC	\$8,378.56	2
SCOTT CINDY S	\$24,154.00	23
SCOTTYS INVESTIGATIONS INC	\$94.50	1
SEE & SEE	\$31,590.97	27
SEGAL LAW FIRM	\$616.73	1
SEIBERT & KASSERMAN LC	\$1,553.80	1
SELBY BEVERLY S	\$24,696.63	5
SELDEN STANLEY I	\$6,697.93	11
SELLARO AMBER URTSO	\$5,110.00	11
SHAFFER & SHAFFER	\$2,376.00	2
SHAFFER JOSEPH F	\$10,430.13	6
SHARLEY MICHAEL J	\$23,706.36	34
SHAW R MICHAEL LC	\$81,222.44	188
SHAY DANA R	\$67,037.56	66
SHEEHAN & NUGENT PLLC	\$5,239.80	2
SHENANDOAH VALLEY SEX OFFENDER TREATMENT PROGRAM	\$1,600.00	2
SHERMAN LAWRENCE E JR LC	\$32,336.35	24
SHOUGH SCOTT A	\$56,512.98	119
SHY STEPHEN C	\$1,998.20	1
SIEGRIST & WHITE PLLC	\$3,300.05	6
SILVER PAULA K	\$5,746.52	1
SIMMONS & SIMMONS LC	\$45,844.63	23
SIMMONS EUGENE M	\$8,154.50	10
SIMS DAVID A	\$13,217.06	23
SIMS JOHN G	\$68,442.02	183
SIRK TIMOTHY M	\$37,812.85	76
SKAGGS G ERNEST	\$99,412.44	105
SKEEN KENNAD L	\$17,351.28	31
SKEEN KENNAD LEE II	\$2,102.57	8
SKINNER ROBERT R	\$785.55	1
SMITH & SCANTLEBURY LC	\$27,832.57	47
SMITH CLINTON W	\$14,727.50	29
SMITH COURTLANDT	\$2,816.54	5
SMITH GREG K	\$411.50	1

**WEST VIRGINIA PUBLIC DEFENDER SERVICES
APPOINTED COUNSEL FEES & EXPENSES PAID
FISCAL YEAR 2003
ALPHABETICAL ORDER**

PAYEE	VOUCHER TOTAL	# OF CLAIMS
S Continued		
SMITH THOMAS W	\$202.60	1
SNYDER & HASSIG	\$7,190.96	9
SOLUTIONS OUTPATIENT SERVICES INC	\$1,500.00	4
SPADARO LAURA E	\$9,155.83	8
SPARKS C MICHAEL	\$37,262.63	40
SPAULDING BERNARD L	\$6,219.50	3
SPEAKMAN CHRISTINA J	\$2,903.92	4
SPENCER MICHAEL D	\$8,307.88	16
SPILMAN THOMAS & BATTLE	\$18,682.85	17
SPONAUGLE & SPONAUGLE	\$4,759.50	8
SPONAUGLE KEVIN C	\$29,514.05	20
SPRADLING MARSHALL C	\$1,489.50	2
SPRIGGS LISA F	\$21,838.24	36
SPURLOCK JAMES E	\$32,324.88	58
STACY DON M	\$4,649.00	6
STANTON E SCOTT	\$1,208.00	2
STANTON G PATRICK JR	\$26,265.65	26
STANTON GEORGE P III	\$35,870.00	36
STANTON SHIRLEY J	\$6,312.71	12
STAPLETON LAW OFFICES LC	\$64,178.27	40
STAREK NOELLE A PLLC	\$20,926.55	7
STEELE THOMAS G	\$1,924.43	2
STEGMAN & SCHELLHASE INC	\$1,578.00	1
STEPHENS GLORIA M	\$135,628.53	20
STEPTOE & JOHNSON	\$7,423.70	6
STEVEN A JONES LC	\$88,669.05	113
STOBBS R RUSSELL	\$50,331.46	79
STOLLINGS HARLEY E	\$14,001.45	16
STONE LEROY A	\$4,150.00	3
STONE ROBERT C JR	\$54,843.96	16
STOVER WILLIAM D	\$1,912.50	6
STREET SANDRA	\$900.00	2
SUMMERS WILLIAM B	\$92,137.29	181
SUPPLE JOE M	\$1,331.55	4
SUTTON & JANELLE PLLC	\$38,678.04	48
SWEENEY LAVERNE	\$8,511.59	24
T		
TALLMAN CHARLES DARREN	\$22,032.50	69
TASA GROUP INC	\$5,174.75	2
TATE REBECCA L	\$41,980.88	78
TAYLOR LAW FIRM PLLC	\$4,779.50	50
TAYLOR PAUL G	\$34,230.02	20

**WEST VIRGINIA PUBLIC DEFENDER SERVICES
APPOINTED COUNSEL FEES & EXPENSES PAID
FISCAL YEAR 2003
ALPHABETICAL ORDER**

PAYEE	VOUCHER TOTAL	# OF CLAIMS
T Continued		
TECHNICAL NETWORK CONSULTING SERVICE	\$1,195.00	1
TELLERS JOHN G MD	\$155.00	1
THARP LIOTTA & YOKUM LLP	\$452.50	1
THOMAS FRANKIE LEE	\$600.00	1
THOMPSON & WEATHERHOLT PLLC	\$57,720.98	89
THORN & THORN LC	\$27,861.95	15
THORNE STEVEN M	\$41,216.50	101
THURMAN WILLIAM C	\$10,699.60	7
TISSUE PHILIP J	\$2,205.46	3
TODD JOHN B	\$491.97	1
TOOTHMAN RICE PLLC	\$2,700.00	1
TORISEVA TERESA C	\$17,268.00	16
TORRES GEORGE M	\$48,827.59	104
TRAINOR GREGORY E	\$1,950.00	3
TRI STATE REPORTERS INC	\$627.80	2
TRI-S INVESTIGATIONS INC	\$198,725.87	313
TROISI JOSEPH G	\$82,201.64	138
TRUMP & TRUMP	\$30,943.17	30
TUCKER GREGORY A	\$4,856.24	5
TWYMAN & HARDING	\$2,664.70	7
TYREE EMBREE & ASSOCIATES PLLC	\$19,982.00	46
TYSON DAVID R	\$12,085.17	21
U		
UNDERWOOD LAW OFFICES INC	\$5,643.85	12
V		
VALENTINO WILLIAM RIDER	\$41,058.43	55
VAN ZANT SUSAN J LC	\$2,539.89	9
VANDERVORT ROBERT CLARKE	\$10,689.57	2
VANHORN & VANHORN INC	\$842.32	1
VANMETER LERA K	\$12,869.90	24
VANNOSTRAND & MORTON	\$49,020.41	59
VAUGHAN F MALCOLM PLLC	\$1,241.50	2
VAUGHAN INC	\$81,753.47	205
VENEZIA LAW OFFICES LC	\$329.67	2
VENTOSA JOSE J JR MD FAAP	\$1,400.00	1
VICTOR VICTOR & HELGOE LLP	\$193,571.47	256
VIEWEG GEORGE B III	\$17,240.86	15
VIEWEG MARK E	\$2,072.85	5
VINCENT SHARON L	\$465.85	1
VITAL RICHARD L	\$8,521.50	10
VITAL ROBERT E LC	\$3,880.59	3

**WEST VIRGINIA PUBLIC DEFENDER SERVICES
APPOINTED COUNSEL FEES & EXPENSES PAID
FISCAL YEAR 2003
ALPHABETICAL ORDER**

PAYEE	VOUCHER TOTAL	# OF CLAIMS
W		
WALKER JAMES A	\$18,090.74	36
WALKER LELA PLLC	\$1,128.41	7
WALL RANDALL D	\$46,521.33	217
WALLACE MICHAEL K	\$61,333.00	96
WALTERS & KRAUSKOPF	\$9,277.36	15
WARNER KIMBER RATCLIFFE	\$9,574.89	9
WARREN KATHERINE LOUISE	\$192.05	1
WATERS WARNER & HARRIS	\$9,786.37	10
WATKINS WILLIAM M III	\$14,937.75	35
WATSON ANGELA	\$557.00	1
WAUGH BRENDA	\$954.00	1
WEBB DAVID HAMILTON	\$29,657.80	46
WEBER & WEBER	\$4,344.34	22
WEDGEWOOD FAMILY PRACTICE & PSYCHIATRY	\$4,875.00	1
WEESE ROGER R	\$17,904.00	27
WEHNER LAW OFFICES	\$3,280.53	2
WEST VIRGINIA UNIVERSITY MEDICAL CORPORATION	\$5,500.00	5
WETTSTEIN ROBERT M MD	\$6,721.00	1
WHEATON KEITH LEWIS	\$3,731.87	4
WHEELING HOSPITAL	\$2,158.25	1
WHELAN MEDICAL CLINIC INC	\$5,900.00	4
WHIRLWIND INVESTIGATION & SECURITY INC	\$2,378.40	3
WHITE DANIELLE	\$404.25	1
WHITE KEITH	\$55,113.20	103
WHITE MAX HARRY	\$86,790.77	135
WHITE ROBERT S	\$2,425.00	3
WHITEMAN BURDETTE PLLC	\$75,788.45	101
WHITEMAN FRANCES C	\$72,986.68	82
WHITT MICHAEL R	\$6,691.50	4
WIDMER COOMBS & GAYDOS PLLC	\$12,914.15	9
WIEDEL DIANA CARTER	\$13,017.62	10
WILDMAN ERIC KEITH	\$27,525.72	55
WILLIAMS JOHN E JR	\$126,511.33	67
WILLS MARK E	\$97.50	1
WILMOTH DAVID H LC	\$1,763.68	8
WILSON & BAILEY	\$39,285.48	41
WILSON & SHIELDS LC	\$5,665.50	5
WILSON SEAN	\$9,101.00	16
WINDOM RODNEY C	\$35,415.20	30
WINTER KURT J	\$4,304.18	9
WITT RICHARD C	\$11,317.09	19
WOLFE DORWIN J LC INC	\$30,720.16	51

**WEST VIRGINIA PUBLIC DEFENDER SERVICES
APPOINTED COUNSEL FEES & EXPENSES PAID
FISCAL YEAR 2003
ALPHABETICAL ORDER**

PAYEE	VOUCHER TOTAL	# OF CLAIMS
W Continued		
WOLFE HAROLD B	\$2,136.48	3
WOLFE HAROLD B III	\$248.00	1
WOLFINGBARGER BRENT W	\$1,612.30	9
WOOD & WININSKY PLLC	\$5,821.00	2
WOOTON LAW FIRM	\$7,801.00	18
WORTHINGTON CENTER INC	\$1,000.00	1
WRIGHT LACY W JR	\$15,504.50	15
Y		
YACKEL RAYMOND H	\$17,574.91	23
YANNERELLA DON A	\$18,547.21	9
YEAGER JOHN R JR	\$11,996.77	8
YEZZO G MICHELE	\$363.00	1
YOUNG WILLIAM PRENTICE	\$4,166.70	2
Z		
ZAMOW THOMAS	\$12,885.55	17
ZERBE CARTER	\$126.00	1
ZIEGLER & GUNNOE	\$90,188.31	115
ZIMAROWSKI JAMES B	\$41,444.72	42
ZOLLA WENDY MA LPC	\$6,347.50	6
GRAND TOTAL	\$13,933,597.22	22,665